



LITTLE ROCK

2022-23 WOMEN'S BASKETBALL



6 NCAA APPEARANCES // 5 WNIT APPEARANCES // 10 SUN BELT CHAMPIONSHIPS // 12 20+ WIN SEASONS

LITTLE ROCK (15-9, 12-1 OVC) AT UT MARTIN (10-14, 6-7 OVC)

Saturday, Feb. 11 • 1 p.m. CT • Elam Center (4,300) • Martin, Tenn.

#LittleRocksTeam • @LittleRockWBB • f • i • @

THE MATCHUP



SERIES BREAKDOWN

Overall: UTM leads, 3-2

at Martin: 0-3

Foley vs. UTM: 2-1

McMillan vs. LR: 0-1

Current Streak: LR, 1



JOE FOLEY

Overall: 848-304
Years: 36th
at Little Rock: 392-223
Years: 20th

KEVIN MCMILLAN

Overall: 262-174
Years: 14th
at School: Same
Years: Same

BY THE NUMBERS

1

Number of OVC teams, including the 2022-23 Trojans, that have held OVC opponents in league games under 52.0 ppg.

1

OVC teams this season that have scored more than 60 points on the Trojans entering this game (63, TTU)

3

Number of teams, on four different occasions, that have been limited to just four points in a quarter against Little Rock this year.

4

Number of Little Rock opponents that have been held under 40 points in a game this season.

TALE OF THE TAPE

LR	COMPARISON	UTM
52.7	POINTS PER GAME	63.4
+0.1	SCORING MARGIN	-0.7
.377	FG%	.410
.156	3FG%	.327
.654	FT%	.769
34.0	REB PER GAME	29.7
12.4	AST PER GAME	12.3
6.8	STL PER GAME	9.6
2.4	BLK PER GAME	2.8
0.9	AST-TO RATIO	0.7

A LITTLE ROCK WIN WOULD...

- Keep Little Rock within a single game of the top of the OVC.
- Give the Trojans 10th consecutive win over a team from Tennessee.
- Bring the Trojans to .500 (6-6) in road games this season.
- Secure an eighth-straight win, the program's longest winning streak since the 2018-19 season.
- Record the fifth season sweep of an OVC opponent this year.
- Register Joe Foley's 849th win as a head coach (but who's counting?).
- Give Joe Foley his 393rd win as head coach of the Trojans.
- Be better than a loss.

PROJECTED STARTERS

(Based on Recent Games)



3

JAYLA BROOKS

5-7 • G • Jr.

Sachse, Texas • SMU / Panola JC

MIN	PPG	FG%	AST	STL
32.6	5.3	35.1	2.3	1.2



10

JAIYAH HARRIS-SMITH

5-6 • G • So.

Miami, Fla. • Ole Miss

MIN	PPG	FG%	REB	AST
37.4	5.2	35.4	6.4	5.1



12

TIA HARVEY

5-9 • G • Rr.

Sachse, Texas • Sachse HS

MIN	PPG	FG%	REB	STL
31.2	9.8	35.7	2.8	0.7



11

FAITH LEE

5-11 • F • Fr.

Monroe, La. • Ouachita Parish HS

MIN	PPG	FG%	REB	STL
26.4	9.7	41.2	2.8	0.8



34

ANGELIQUE FRANCIS

5-11 • F • Sr.

Irving, Texas • MacArthur HS

MIN	PPG	FG%	REB	AST
32.3	8.0	52.5	6.4	1.0

STATISTICAL LEADERS

POINTS PER GAME

LR	Sali Kourouma	15.3
UTM	Sharnecce Currie-Jelks	13.7

REBOUNDS PER GAME

LR	Sali Kourouma	7.2
UTM	Sharnecce Currie-Jelks	6.6

ASSISTS PER GAME

LR	Jaiyah Harris-Smith	5.1
UTM	Shae Littleford	3.6

STEALS PER GAME

LR	Jaiyah Harris-Smith	1.5
UTM	Seygan Robins	2.0

BLOCKS PER GAME

LR	S. Kourouma/N. Metcalfe	1.0
UTM	Anaya Brown	1.0

3-POINTERS

LR	Sali Kourouma	7
UTM	Seygan Robins	45

FIELD GOAL PCT.

LR	Angelique Francis	.525
UTM	Sharnecce Currie-Jelks	.518

FREE THROW PCT.

LR	Nikki Metcalfe	1.000
UTM	Kenley McCarn	.895

OPENING TIP

- Little Rock looks to stay hot on EIU's heels as the Trojans visit UT Martin for the first time since 2003.
- The Trojans are holding opponents to just 52.6 ppg (and 46.5 ppg in OVC play). Both marks are the lowest of any OVC team in league history.
- Only three players to face the Trojans this season have recorded five or more assists in a game against Little Rock.
- Little Rock has only allowed more than 60 points once in OVC play this year.
- LR is averaging 1.54 charges drawn per game. Angelique Francis leads the way with 12 drawn chagres while Jayla Brooks has nine.
- The Trojans rank 4th nationally in opposing team assists per game (8.3) and 11th in the country in opposing team steals per game (5.5).
- Little Rock continues its mantra of playing the toughest competition available in the non-conference slate. The Trojans faced five SEC teams (beating an SEC team for the 3rd straight year) along with Missouri State before opening OVC play.

SCHEDULE & RESULTS

NOVEMBER

10	UA-PINE BLUFF	ESPN+	W	60-56
13	OLE MISS ¹	ESPN+	L	40-58
20	ARKANSAS	ESPN+	L	49-93
23	ORAL ROBERTS	ESPN+	L	62-74
30	at Auburn	SEC+	L	48-70

DECEMBER

3	at Central Arkansas ¹⁻⁴⁰	ESPN+	L (OT)	49-53
6	TEXAS A&M	ESPN+	W	42-38
11	at Western Kentucky	ESPN+	L	25-48
15	at Alabama	SEC+	L	44-69
18	ARKANSAS STATE	ESPN+	W	60-44
21	at Missouri State	ESPN+	L	48-55
29	UT MARTIN* ²	-	W	45-44
31	at Tennessee State*	ESPN+	W	64-57

JANUARY

5	LINDENWOOD*	ESPN+	W	62-38
7	SOUTHEAST MISSOURI*	ESPN+	W	65-45
12	at Southern Indiana*	ESPN+	W	47-44
14	at Eastern Illinois*	ESPN+	L	33-44
19	TENNESSEE TECH*	ESPN+	W	61-45
21	TENNESSEE STATE*	ESPN+	W	42-36
26	at Morehead State*	ESPN+	W	58-45
28	at Tennessee Tech*	ESPN+	W	66-63

FEBRUARY

2	at Southeast Missouri*	ESPN+	W	58-39
4	SIUE*	ESPN+	W	76-59
9	MOREHEAD STATE*	ESPN+	W	61-46
11	at UT Martin*	ESPN+	1 p.m.	
16	SOUTHERN INDIANA*	ESPN+	5 P.M.	
18	EASTERN ILLINOIS*	ESPN+	1 P.M.	
23	at SIUE*	ESPN+	5 p.m.	
25	at Lindenwood*	ESPN+	1 p.m.	

MARCH

1-4	vs. TBD ³	ESPN+	TBD	
-----	----------------------	-------	-----	--

All times Central and subject to change.

Home games in **BOLD CAPS**.

* - denotes Ohio Valley Conference game

¹⁻⁴⁰ - Governor's I-40 Showdown

¹ - Joe Foley Court Dedication Game

² - at Simmons Bank Arena (North Little Rock, Ark.)

³ - Ohio Valley Conference Tournament (Evansville, Ind.)

BROADCAST INFO

TELEVISION

Play-by-Play:
Chris Brinkley
Analyst:
Eddie Suiter



RADIO

Play-by-Play:
Trey Schaap



COMMUNICATIONS

WBB CONTACT

PATRICK T. WALSH

Director of Communications & Brand Strategy

e: ptwalsh@ualr.edu

o: 501-916-5381

c: 318-514-9203

VOLUNTEER TO BE NEXT?

RECENT WINS VS. VOLUNTEER STATE

Date	Opponent	Result	Score
12/1/2020	at Memphis	W	61-52
12/5/2020	Vanderbilt	W	82-74
11/12/2021	at Vanderbilt	W	56-40
11/18/2021	Memphis	W	55-50
12/29/2022	UT Martin	W	45-44
12/31/2022	at Tennessee State	W	64-57
1/19/2023	Tennessee Tech	W	61-45
1/21/2023	Tennessee State	W	42-36
1/28/2023	at Tennessee Tech	W	66-63

Last Loss: 12/17/2019 vs. Memphis (L, 68-50)

ETCHING THEIR NAME IN ROCK

A look at current Little Rock players who are currently in the Little Rock record books.

POINTS PER GAME

SEASON (MIN. 10 GAMES)

No.	PPG	Name	GP	Year
1.	24.8	Chastity Reed	34	2009-10
2.	19.6	Chastity Reed	29	2010-11
3.	18.4	Sali Kourouma	22	2021-22
4.	18.1	Chastity Reed	32	2008-09
5.	17.1	Jocelyn Love	29	2004-05
6.	16.7	Alicia Cash	27	2003-04
7.	16.6	Caroline Jones	-	1983-84
8.	16.1	B.J. Higginbotham	-	1979-80
9.	16.0	Taylor Gault	33	2011-12
10.	15.6	Shanika James	31	2015-16
	15.6	Taylor Gault	34	2014-15
---	15.2	Sali Kourouma	12	2022-23

ASSISTS AVERAGE

SEASON (MIN. 10 GAMES)

No.	Avg	Name	GP	Year
1.	6.7	Mayra Caicedo	26	2020-21
2.	5.2	Mayra Caicedo	27	2021-22
3.	5.1	Jaiyah Harris-Smith	24	2022-23
4.	5.1	Heather Morris	27	2005-06
5.	5.1	Ka'Nesheia Cobbins	34	2014-15
6.	5.0	Shanika Butler	28	2010-11
7.	4.7	Asriel Rolfe	31	2010-11
8.	4.5	Taylor Ford	33	2012-13
9.	4.5	Asriel Rolfe	33	2008-09
10.	4.4	Shanika Butler	34	2009-10

MINUTES AVERAGE

SEASON (MIN. 10 GAMES)

No.	Avg	Name	GP	Year
1.	38.4	Kyra Collier	31	2019-20
2.	37.4	Jaiyah Harris-Smith	24	2022-23
3.	37.4	Asriel Rolfe	31	2010-11
4.	37.1	Heather Morris	27	2003-04
5.	36.3	Mayra Caicedo	26	2020-21
6.	36.2	Monique Townson	34	2016-17
7.	36.2	Asriel Rolfe	34	2009-10
8.	36.1	Muci Haris	23	1999-00
9.	35.9	Shanika Butler	28	2010-11
10.	35.9	Jocelyn Love	27	2005-06

CAN THE TROJANS MAKE IT A HANDFUL?

As Little Rock heads into this game, the Trojans have thus far recorded season sweeps over four OVC opponents .. and counting. Little Rock now heads to Martin, Tennessee with a challenging task ahead of them - facing a team it hasn't seen in over seven weeks and one they barely beat, thanks to a Hail Mary half court shot by Tia Harvey as time expired. Now there is more than just winning a game on the line. Little Rock is looking for a sweep over its fifth OVC opponent of the year and to stay in contention for a possible OVC regular season championship as LR enters the contest just one game back of league leader Eastern Illinois.

NEW CONFERENCE OPPONENT? OR SUPER SECRET RIVAL?

According to the record books and on the face of things, Saturday contest against Little Rock and UT Martin is just the second real meeting since the 2003-04 season, when Joe Foley was in his first year guiding the Trojans. But in a super secret hush-hush turn of events, this is approximately the 12th consecutive season the two programs will face each other on the hardwood. The Trojans and the Skyhawks have been each other's super secret scrimmage partners in each of the past seven seasons, but don't tell the NCAA that because the games never existed. Because they didn't. Or did they? We'll never tell.

A POTENTIAL FIRST IF HIGHER THAN TOP THREE

As Little Rock heads into this game, the Trojans have history in their crosshairs. With a 12-1 mark in OVC play, the Trojans have a chance to become the first team to win (or share a win) of the Ohio Valley Conference Championship in their first year in the league. Belmont's tied for third place finish in their inaugural OVC season in 2012-13 (11-5) matches Jacksonville State (2003-04) and SIUE (2011-12)'s respective finishes as the best finish in the league in their first season, all of which finished third overall.

LOOKING FOR TENNESSEE

As Little Rock heads to Martin, Tennessee for the first (official) time since 2003, the Trojans are looking to extend a notable streak against the Volunteer State. Little Rock enters Saturday's game having won nine consecutive games against teams from the state of Tennessee, including five this season alone. The last time Little Rock dropped a game to a team from Tennessee was back in 2019. Since then, Tennessee teams have volunteered to be out-scored 532-461 by the Trojans, resulting in nine straight Little Rock wins.

FOUR QUARTERS

Entering this game, Little Rock's defense has been so suffocating that the Trojans have limited opponents to just four points in a single quarter on THREE separate occasions and even more impressively, all three occasions have come on the road. Little Rock held Southern Indiana to just four points in the fourth quarter as the Trojans rallied for a 47-44 win in Evansville then limited Southeast Missouri to four points in both the second and fourth quarters on Feb. 2 in Cape Girardeau.

LOOKING FOR OUR BETTER HALF

And it certainly came in the second half on Thursday, Feb. 9 against Morehead State. Little Rock recorded its first win this season when entering halftime with a deficit. Trailing 31-30 at half, the Trojans held Morehead State to 15 second-half points, scored 20 points off turnovers in the second half and outscored the Eagles by 16 over the final 20 minutes for the win.

ALL THE SINGLE LADIES

But perhaps that previous note isn't surprising. Afterall, Little Rock's defense has kept Trojan opponent scoring in the single digits in a quarter on 28 separate occasions this season with Texas A&M (Dec. 6), Tennessee State (Jan. 21) and Morehead State (Feb. 9) not able to reach double digits in three of the four quarters against Little Rock.

KOUROUMA BRINGS KONFIDENCE

Sali Kourouma has made quite the impact on the Trojans and the rest of the Ohio Valley Conference this year. Since arriving in the United States with the start of conference play, Kourouma is averaging 16.2 points per game, reaching double figures in eight of her 10 games played to date. But her appearance in the Maroon and Silver is more than just affecting her - she brings an extra layer of confidence to Little Rock's Team.

Not only do the Trojans, as a whole, shoot better with Sali on the floor but individual players are more effective as well. Look at the breakdown below and see for yourself.

	With Kourouma		Without Kourouma	
GP / Record	12	12-0	12	3-9
Points Scored	705	58.8	560	46.7
Points Allowed	561	46.8	702	58.5
Field Goals	266-635	.419	217-645	.336
3-Point Field Goals	10-55	.182	7-54	.130
Free Throws	163-230	.709	119-201	.592
Assists	172	14.3	126	10.5
Steals	90	7.5	73	6.1
Blocks	34	2.8	24	2.0
Francis Shooting	43-77	.558	20-43	.465
Lee Shooting	42-100	.420	49-121	.405
Brooks Shooting	31-78	.397	9-36	.250
Harvey Shooting	41-101	.406	51-157	.325



ABOUT UT MARTIN

- ★ UT Martin enters this game with a 10-14 (6-7 OVC) mark on the year with a 4-4 record at home.
- ★ The Skyhawks are hosting a game at the Elam Center for the first time in February and the first time since Jan. 28, ending four straight road games.
- ★ The Skyhawks have historically fared well at the Elam Center, posting a 98-19 record against OVC foes since 2010.
- ★ UT Martin has dropped its past two conference games and two of the past six in which the Skyhawks have actually taken the floor. UTM was granted a win by forfeit against Lindenwood on Jan. 26.
- ★ Eastern Illinois limited UTM to several season lows in a 73-50 win over the Skyhawks on Thursday in Charleston, Illinois.
- ★ Sharnecce Currie-Jelks is the reigning OVC Freshman of the Week. This marks the fifth game in five weeks the Trojans will face an OVC weekly award winner.
- ★ Sophomore Shae Littleford has been on a scoring binge as of late by scoring 20 points or more in three consecutive outings. After scoring over 20 points just once in her first 38 games of her collegiate career, she has rattled off three straight 20-point outings against SIUE (20), Lindenwood (29) and Evansville (23). She is listed as day-to-day after suffering an injury at Eastern Illinois.
- ★ Injuries and sickness have limited the Skyhawks for most of this season. Compared to the preseason expectations, the Skyhawks have had numerous players miss action this season - including players expected to be in the starting lineup. To date, UT Martin has had a projected starter out of every game while several players have missed multiple contests. Between the mixture of expected starters, the Skyhawks have missed 59 combined starts. Darrell Walker understands their pain.
- ★ UT Martin has claimed nine OVC Freshman of the Week honors this season. Forward Sharnecce Currie-Jelks leads the team with six selections while guards Kenley McCarn (two) and Josie Storey (one) have also earned weekly honors this season.
- ★ UT Martin's mascot is Captain Skyhawk, a moniker it received in 1995. We're unsure why he hasn't been promoted to Major in the intervening 27 years.

SERIES HISTORY vs. UT MARTIN

- ★ This will be just the sixth meeting between the Trojans and the Skyhawks in a series that dates back to the 1978-79 season.
- ★ The last time these two teams played, Little Rock was forced to move the game to Simmons Bank Arena due to a water coil burst flooding the Jack Stephens Center.
- ★ This marks the fourth trip to Martin overall for Little Rock's Team but the first since 2003.
- ★ UT Martin has never played a game at the Jack Stephens Center.
- ★ Little Rock is 26-30 all-time against opponents from the state of Tennessee.

CAREER STATS vs. UT MARTIN

A look at the Trojans all-time stats against this game's opponent:

Name	GP-GS	----Total----		----3-Point----		----F-Throw----		----Rebounds----		PF	FO	Ast	TO	Blk	Stl	Pts	Avg
		Min-Avg	FG-FGA	Pct	FG-FGA	Pct	FT-FTA	Pct	Off-Def-Tot								
Jayla Brooks	1-1	40-40.0	1-7	.143	0-3	.000	0-0	.000	0-3-3	3.0	3	0	2	1	0	4	2.0
Angelique Francis	1-1	38-38.0	3-7	.429	0-0	.000	0-0	.000	2-6-8	8.0	4	0	2	3	0	6	6.0
Jaiyah Harris-Smith	1-1	40-40.0	1-2	.500	1-2	.500	0-0	.000	0-5-5	5.0	1	0	6	0	1	2	3.0
Tia Harvey	1-1	30-30.0	4-13	.308	2-3	.667	1-4	.250	0-2-2	2.0	3	0	1	0	1	11	11.0
Sali Kourouma	1-0	27-27.0	5-9	.556	0-3	.000	4-6	.667	1-4-5	5.0	1	0	1	0	1	14	14.0
Faith Lee	1-1	24-24.0	3-10	.300	0-0	.000	3-6	.500	1-2-3	3.0	1	0	0	3	0	9	9.0
Nikki Metcalfe	1-0	1-1.0	0-0	.000	0-0	.000	0-0	.000	0-0-0	0.0	0	0	0	0	0	0	0.0

TROJANS vs. OHIO VALLEY CONFERENCE

Opponent	First Mtg	G	W-L	PCT	PF-PA	AVG	Highs	STK	L10
Eastern Illinois	2023	1	0-1	.000	33-44	33-44	33-44	L1	0-1
Lindenwood	2023	1	1-0	1.000	62-38	62-38	62-38	W1	1-0
Morehead State	2023	2	2-0	1.000	119-91	60-46	61-46	W2	2-0
Southeast Missouri	2000	6	4-2	.667	409-331	68-55	87-80	W3	4-2
SIUE	2023	1	1-0	100%	76-59	76-59	76-59	W1	1-0
Southern Indiana	2023	1	1-0	1.000	47-44	47-44	47-44	W1	1-0
Tennessee State	2002	3	3-0	1.000	186-156	62-52	80-63	W3	3-0
Tennessee Tech	2023	2	2-0	1.000	127-108	64-54	66-63	W2	2-0
UT Martin	1978	5	2-3	.400	292-302	58-60	69-74	W1	2-3
TOTAL		22	16-6	.727					

SERIES HISTORY

THE BASICS

Overall	2-3
In Little Rock/North Little Rock	2-0 W2
In Martin	0-3 L3
Neutral/Unknown Sites	0-0
Streak	Won 1
Foley vs. Opponent	2-1

LAST 10 MEETINGS (2-3)

Date	Location	Result	Score
12/13/1978	Martin, Tenn.	L	52-56
12/7/1987	Martin, Tenn.	L	68-56
11/21/2003	Little Rock ¹	W	68-56
12/18/2003	Martin, Tenn.	L (OT)	69-72
12/29/2022	North Little Rock	W	45-44

¹ - Game played at Trojan Fieldhouse

LAST FIVE AT LITTLE ROCK (0-0)

Date	Location	Result	Score
12/13/1978	Martin, Tenn.	L	52-56
12/7/1987	Martin, Tenn.	L	68-56
12/18/2003	Martin, Tenn.	L (OT)	69-72

LAST MEETING

Little Rock 45, UT Martin 44
in North Little Rock, Ark.; Dec. 29, 2022

VISITORS: UT Martin 4-8, 0-1 OVC

#	Player	fg-a	fg-a	ft-a	reb	pf	tp	a	to	blk	s	min
		fg-a	fg-a	ft-a	reb	pf	tp	a	to	blk	s	min
04	Anaya Brown	f	4-9	2-3	2-4	5	2	12	0	2	1	36
23	Sharnecce Currie-Jel	f	2-6	0-1	2-3	7	4	6	3	1	0	30
05	Seygan Robins	g	0-2	0-0	2-2	7	0	2	4	5	0	38
11	Shae Littleford	g	5-10	1-2	0-0	4	2	11	0	4	0	39
25	Paige Pipkin	g	4-13	2-4	1-2	4	2	11	0	1	0	31
12	Lexi Rubel	1-3	0-1	0-0	2	1	2	2	0	0	1	14
33	Josie Storey	0-1	0-1	0-0	0	2	0	1	0	0	0	12
TEAM		5		2								
Totals.....		16-44	5-12	7-11	34	13	44	10	15	1	2	199
TOTAL FG%		1st Half: 6-18 33.3%		2nd Half: 10-26 38.5%		Game: 36.4%		DB				
3-Pt. FG%		1st Half: 1-4 25.0%		2nd Half: 3-5 60.0%		Game: 41.7%		REB				
F Throw %		1st Half: 4-8 50.0%		2nd Half: 2-3 100%		Game: 63.6%						3

HOME TEAM: Little Rock 4-8, 1-0 OVC

#	Player	fg-a	fg-a	ft-a	reb	pf	tp	a	to	blk	s	min
		fg-a	fg-a	ft-a	reb	pf	tp	a	to	blk	s	min
11	Faith Lee	f	3-10	0-0	3-6	3	1	9	0	3	0	24
34	Angelique Francis	f	3-7	0-0	0-0	8	4	6	2	3	0	38
03	Jayla Brooks	g	1-7	0-3	0-0	3	3	2	2	1	0	40
10	Jaiyah Harris-Smith	g	1-2	1-2	0-0	5	1	3	6	0	1	20
12	Tia Harvey	g	4-13	2-3	1-4	2	3	11	1	0	1	30
02	Sali Kourouma	5-9	0-3	4-6	5	1	14	1	0	1	1	27
32	Nikki Metcalfe	0-0	0-0	0-0	0	0	0	0	0	0	0	1
TEAM		4		2								
Totals.....		17-48	3-11	8-16	30	13	45	12	9	3	8	200
TOTAL FG%		1st Half: 12-26 46.2%		2nd Half: 5-22 22.7%		Game: 35.4%		DB				
3-Pt. FG%		1st Half: 1-4 25.0%		2nd Half: 2-7 28.6%		Game: 27.3%		REB				
F Throw %		1st Half: 6-9 66.7%		2nd Half: 2-3 28.6%		Game: 50.0%						4

Officials: Shaun Robinson, Lauren Thomas, Timothy Hackett

Technical fouls: UT Martin-None. Little Rock-None.

Attendance: 2,709

Score by Periods	1st	2nd	3rd	4th	OT	Total
UT Martin	11	7	14	12	-	44
Little Rock	7	24	5	9	-	45

Points in the paint-UTM 18,LR 24. Points off turnovers-UTM 6,LR 10.

2nd chance points-UTM 5,LR 7. Fast break points-UTM 2,LR 9.

Bench points-UTM 2,LR 14. Score tied-1 time. Lead changed-3 times.

Last FG-UTM 4th-01:23, LR 4th-00:00.

Largest lead-UTM by 6 1st-00:53, LR by 13 2nd-00:09.

UTM led for 12:18. LR led for 26:16. Game was tied for 01:26.



2022-23 STANDINGS (as of Feb. 9, 2023)

SCHOOL	OVC	PCT	H	A	STK	OVERALL	PCT	H	A	N	STK
Eastern Illinois #	13-0	1.000	7-0	5-0	W12	20-3	.870	11-2	9-1	0-0	W12
LITTLE ROCK	12-1	.923	7-0	5-1	W7	15-9	.625	10-3	5-6	0-0	W7
Tennessee Tech	9-4	.692	5-2	4-2	W2	15-8	.652	10-2	5-6	0-0	W2
UT Martin #	6-7	.462	3-2	2-5	L2	10-14	.417	4-4	5-8	1-2	L1
SIUE	6-7	.462	4-2	2-5	W1	7-17	.292	4-5	3-11	0-1	W1
Southeast Missouri	5-8	.385	3-3	2-5	W1	10-14	.417	8-3	2-10	0-1	W1
Morehead State	5-8	.385	3-3	2-5	L2	9-15	.375	7-4	2-11	0-0	L2
Southern Indiana	4-9	.308	3-4	1-5	L1	10-14	.417	7-5	3-9	0-0	L1
Tennessee State #	4-9	.308	1-4	2-5	L2	8-15	.348	6-5	2-10	0-0	L2
Lindenwood *	1-12	.077	1-5	0-4	L1	2-19	.095	2-7	0-9	0-3	L1

* - Games with EIU, UTM, and TSU were forfeited due to player availability. Per policy, Conference record reflects two losses.

- Game with Lindenwood forfeited. Per policy, Conference record reflects one win.

TROJAN HONORS

LITTLE ROCK WINNERS OF OVC AWARDS

Player of the Week

Jan. 24 Sali Kourouma

Newcomer of the Week

Nov. 15 Jaiyah Harris-Smith

Dec. 20 Nikki Metcalfe

Freshman of the Week

Dec. 13 Faith Lee

Dec. 27 Faith Lee

Jan. 31 Faith Lee

THIS WEEK IN THE OVC

All Times are *CT*

Thursday, Feb. 9

SIUE 66, Lindenwood 50

Little Rock 61, Morehead State 46

Eastern Illinois 73, UT Martin 50

Tennessee Tech 79, Southeast Missouri 59

Southeast Missouri 90, Tennessee State 86 (OT)

Saturday, Feb. 11

Tennessee Tech at Tennessee State 1 p.m.

Eastern Illinois at SIUE 1 p.m.

Little Rock at UT Martin 1 p.m.

Morehead State at Southeast Missouri 2 p.m.

Lindenwood at Southern Indiana 5 p.m.

Thursday, Feb. 16

Tennessee State at Morehead State 4 p.m.

Southern Indiana at Little Rock 5 p.m.

Eastern Illinois at Southeast Missouri 5 p.m.

Lindenwood at Tennessee Tech 5:30 p.m.

SIUE at UT Martin 5:30 p.m.

Saturday, Feb. 18

Lindenwood at Morehead State Noon

Eastern Illinois at Little Rock 1 p.m.

SIUE at Tennessee State 1 p.m.

UT Martin at Tennessee Tech 1 p.m.

Southern Indiana at Southeast Missouri 2 p.m.

Wednesday, Feb. 22

Morehead State at Eastern Illinois 5 p.m.

Thursday, Feb. 23

Tennessee Tech at Southern Indiana 5 p.m.

Little Rock at SIUE 5 p.m.

Southeast Missouri at Lindenwood 5:30 p.m.

Tennessee State at UT Martin 5:30 p.m.

Saturday, Feb. 25

UT Martin at Morehead State Noon

Tennessee Tech at Eastern Illinois 1 p.m.

Southeast Missouri at SIUE 1 p.m.

Little Rock at Lindenwood 1 p.m.

Southern Indiana at Tennessee State 1 p.m.

2022-23 PRESEASON POLL

RANK	TEAM (1 ST PLACE VOTES)	POINTS
1.	Tennessee Tech (11)	147
2.	UT Martin (4)	134
3.	LITTLE ROCK (4)	129
4.	Eastern Illinois	115
5.	Tennessee State (1)	95
6.	SIUE	83
7.	Southern Indiana	66
8.	Southeast Missouri	61
t9.	Lindenwood	33
t9.	Morehead State	33

GAME NOTES

THEY'VE NEVER OVCEEN IT

Since the OVC began sponsoring women's basketball in the late 1970s, the conference has never seen a defense so strong that it held opponents to less than 56.5 ppg. Even if you expand the opposing scoring mark to less than 60.0 ppg, this year's Little Rock team is just one of 19 in the OVC to achieve that feat (out of a possible 232 team seasons). While only 18 other OVC teams have done that, this season marks the 12th time in the past 13 years the Trojans have held opponents to less than 60.0 ppg.

A Look At OVC Scoring Defenses (All-Time)

Rk	Season	Team	Opp	G	W	L	Pct.	Pts	Opp	Net
1.	2022-23	Little Rock	52.6	24	15	9	.625	52.7	52.6	0.1
2.	2021-22	Belmont	56.5	31	23	8	.742	69.5	56.5	13.1
3.	2007-08	Southeast Missouri	56.5	32	23	9	.719	62.0	56.5	5.5
4.	2006-07	Samford	56.9	31	18	13	.581	61.7	56.9	-4.8
5.	2012-13	Belmont	57.3	32	18	14	.563	61.3	57.3	3.9
6.	2004-05	Samford	57.6	28	13	15	.464	56.0	57.6	-1.6
7.	2021-22	UT Martin	58.1	30	12	18	.400	55.6	58.1	-2.4
8.	2015-16	Jacksonville St.	58.1	27	9	18	.333	54.4	58.1	-3.7
9.	2017-18	Jacksonville St.	58.2	29	17	12	.586	58.9	58.2	0.7
10.	2008-09	Eastern Illinois	58.4	33	24	9	.727	58.4	67.6	-9.2
11.	2020-21	Jacksonville St.	58.5	24	15	9	.625	64.4	58.5	5.9
12.	2019-20	Belmont	58.6	31	22	9	.710	64.5	58.6	5.9
13.	2020-21	Belmont	58.6	27	21	6	.778	69.4	58.6	10.8
14.	2005-06	Samford	58.7	29	21	8	.724	63.8	58.7	5.1
15.	2007-08	Samford	58.8	32	23	9	.719	63.8	58.8	5.0
16.	2008-09	Southeast Missouri	58.8	30	15	15	.500	60.1	58.8	1.3
17.	2018-19	Jacksonville St.	59.3	29	14	15	.483	59.0	59.3	-0.3
18.	2014-15	Jacksonville St.	59.6	29	19	10	.655	65.0	59.6	5.4
19.	2020-21	Austin Peay	59.9	22	11	11	.500	62.7	59.9	2.8

MORE THAN JUST AN OVERALL MARK

You think those overall numbers are impressive? Look at what the Trojans are doing specifically in conference play. Currently, Little Rock is holding OVC opponents to a mere 46.54 ppg. That is the lowest number an OVC team has recorded in conference play (where data is available). To show how impressive the Little Rock defensive effort is this year, **NO TEAM** in the OVC has held league opponents under 52.5 ppg.

A Look At OVC Scoring Defenses in League Games (All-Time)

Allowing 55.0 points or less in conference games

Rk	Opp PPG	Team	G	PTS	Season
1.	46.54	Little Rock	13	605	2022-23
2.	52.67	Belmont	18	948	2019-20
3.	53.61	Belmont	18	965	2021-22
4.	54.50	Belmont	16	872	2012-13

THEY SAID IT

"Let's say you're training for your next opponent is Deontay Wilder or Mike Tyson. They're known to knock you out. They're known to be heavy punchers, big time punchers. And if they catch you, they'll knock you out. And you can train, and every day you know what's coming, you see it and you're sparring, and everything is going great and you're confident. **You walk into the ring, you see Deontay in the ring, you see Tyson in the ring and you're still confident. When that bell rings, everything that you've worked on - when you get hit that first time - it goes out the window. Now you've got to fight. That's how I approach Joe Foley's defense.**"

~ Tennessee State Head Coach Ty Evans

THEY SAID IT - PART II

"I know what they do [defensively], but it doesn't matter if you know what they do -- they're going to do it."

~ UT Martin Head Coach Kevin McMillan



RAGE AGAINST THE MACHINE

If Little Rock going on a run just drives you crazy such that you lose your cool, you probably aren't alone. The Trojans have compiled 15 runs this season of eight or more consecutive points including a 15-point run on Jan. 19 against Tennessee Tech when Kim Rosamond was less than pleased to watch Little Rock go from a slim three-point margin to a wide 18-point gap. That marks the longest run of the season, closely followed by a 13-0 run against Arkansas State at home on Dec. 18. The Trojans went on an 11-0 run against Southeast Missouri on Jan. 7 for the third-longest run of the season.

A BENJAMIN? TEAMS ARE JUST HOPING FOR HALF!



Ohio Valley Conference teams are getting a rude awakening to just how suffocating Joe Foley's defense is, and the numbers speak for themselves. Entering this game, OVC teams are barely managing 46.54 points per game and only one OVC team has managed to score more than 60 points on the Trojans when Tennessee Tech lost to Little Rock's Team, 66-63, on Jan. 28 in Cookeville. Only two other times (Tenn. State on Dec. 31, SIUE on Feb. 4), have opponents even been able to push past the 50-point threshold against the Maroon and Silver. See Page 4 for more on this historic defense.

FOURTH QUARTER FAITH

Forward Faith Lee found fourth quarter magic the week of Jan. 23 as the Trojans embarked on the road. Of the 24 points the freshman scored over two games, half of those (12 points) came in the fourth quarter. Her late game performance was critical in pulling away from Morehead State and rallying for a win at Tennessee Tech. She did it again on Feb. 9 against Morehead State at home, scoring seven of her 13 points against the Eagles in the final 10 minutes.

HEY NINETEEN

Sali Kourouma certainly made the night of Feb. 2 a wonderful thing as she grabbed 19 rebounds at Southeast Missouri, the most rebounds in a single game by an OVC player this year. Not just that, it's also the most rebounds in a game by an OVC player since EIU's Abby Welk grabbed 21 against UIC on Nov. 25, 2020.

SALIEFFICIENT

Forward Sali Kourouma enters this game ranked 43rd in the nation with a Player Efficiency Rating of 32.6, a mark that leads the OVC. A measure that details the per minute value of a player from their box score stats, Kourouma's mark of 32.6 is the ONLY one in the OVC above 30.0 and nationally ranks ahead of Tennessee's Rickea Jackson (32.4). The next best OVC rating is held by Eastern Illinois' Macy McGlone (27.7).

SHE'S NOT JUST OFFENSIVE

Sure, Sali Kourouma's ability to score is incredibly impressive - 15.3 ppg ranks third in the OVC overall (without minimums) and ranks 163rd nationally - but have you considered her skills on the defensive side of the ball? Kourouma's Player Defensive Rating of 62.4 - a number that calculates the number of points allowed by a player per 100 possessions faced - ranks her fourth in the nation just ahead of South Carolina's Ashlyn Watkins (63.0). If you know anything about Little Rock's defense, then you should know that number easily leads the OVC while the Trojans have eight of the top nine and nine of the top 11 Player Defensive Ratings in the OVC with Eastern Illinois' Macy McGlone (80.3) ranking third and Taris Thornton (84.2) ranking 10th.

SHE'S ALSO A THIEF

Did you know that Sali Kourouma's 2.0 steals per game ranks 126th nationally and tied for fourth in the OVC while her 3.1 steals per 40 minutes ranks 124th in the country and fifth in the OVC?

FOUR FOR FORTY

Entering this game, Little Rock's vaunted defense (which strikes like a King Cobra) has held four different opponents this season under 40 points. Forget trying to reach triple digits or even half that, some teams are just trying to hit 40 against Little Rock's Team when their offense ends up being Carta Blanca. It's like they are facing a Hurricane. Perhaps the next time around, they will put some Olde English shine on their game plan.

The Quest For 40

Date	Opponent	Pts vs. LR	Final Score
Dec. 6	Texas A&M	38	42-38
Jan. 4	Lindenwood	38	62-38
Jan. 21	Tennessee State	36	42-36
Feb. 2	at Southeast Missouri	39	58-39

EDWARDINE FORTYHANDS?

There's 40 minutes in a collegiate basketball game and if the Trojans hit that number in shooting, there's a good chance we know the outcome. So far this season, Little Rock is 8-0 when shooting 40% or better from the field.

CHARGE IT

Little Rock's defense is not a cash-operating group. The Trojans have drawn 37 charges through 24 games so far this year, averaging 1.54 charges drawn per game. Little Rock came out of the gate with its stingy defense, drawing five charges in the season-opener against Arkansas-Pine Bluff on Nov. 10. That's the most in a single game in recent memory. Last year, the Trojans drew four charges at South Alabama in a 74-52 win in Mobile.

DISH AND BOARD

Players in the country that are averaging over 6.0 rebounds per game and 4.5 assists per game.

Player	Team	Cl.	R/G	A/G
Megan McConnell	Duquesne	Jr.	9.6	5.4
Caitlin Clark	Iowa	Jr.	7.8	8.3
Jeanae Terry	Purdue	Sr.	7.9	6.6
Grace Larkins	South Dakota	So.	7.6	4.5
Ketsia Athias	Iona	Jr.	7.2	5.0
Olivia Miles	Notre Dame	Jr.	7.1	7.2
Abby Beeman	Marshall	So.	6.6	5.2
Jaiyah Harris-Smith	Little Rock	So.	6.4	5.1
Ally Becki	Ball State	So.	6.2	5.4
Jamie Loera	E. Washington	Fr.	6.1	4.8

LR IN THE NATIONAL RANKINGS

TEAM

Little Rock in the Nationl Team Rankings

Category	Nat'l Rank	OVC	Stat
Assist/Turnover Ratio	139	3	0.86
Assists Per Game	205	4	12.4
Blocks Per Game	258	7	2.4
Field Goal Percentage	271	6	37.7
Field Goal Percentage Defense	19	1	36.0
Fouls Per Game	129	2	16.2
Free Throw Attempts Per Game	118	4	17.96
Free Throw Percentage	305	7	65.4
Free Throws Made Per Game	184	7	11.75
Rebound Margin	267	3	-3.0
Rebounds (Defensive) Per Game	275	4	23.5
Rebounds (Offensive) Per Game	231	7	10.5
Rebounds Per Game	281	4	34.00
Scoring Defense	6	1	52.6
Scoring Margin	197	3	0.1
Scoring Offense	338	8	52.7
Steals Per Game	255	8	6.8
Three Point Attempts Per Game	350	8	4.5
Three Point Percentage	350	8	15.6
Three Point Percentage Defense	20	2	26.6
Three Pointers Per Game	350	8	0.7
Turnover Margin	48	1	3.71
Turnovers Forced Per Game	75	5	18.21
Turnovers Per Game	80	2	14.5
Winning Percentage	115	3	62.5

INDIVIDUAL

NCAA - Top 225 or OVC - Top 10

	Nat'l	OVC	Stat
Assist/Turnover Ratio			
Jaiyah Harris-Smith	146	5	1.60
Assists			
Jaiyah Harris-Smith	24	2	123
Assists Per Game			
Jaiyah Harris-Smith	29	2	5.1
Blocks Per Game			
Nikki Metcalfe	179	2	1.04
Minutes Per Game			
Jaiyah Harris-Smith	6	1	37.37

DOUBLE-DOUBLES

ANGELIQUE FRANCIS (2022-23: 1 / Career: 4)

Date	Opponent	Stats
3/5/2021	vs. Coastal Carolina	11 pts, 12 reb
1/15/2022	App State	11 pts, 10 reb
3/4/2022	vs. App State	10 pts, 11 reb
11/23/2022	Oral Roberts	11 pts, 15 reb

SALI KOUROUMA (2022-23: 1 / Career: 4)

Date	Opponent	Stats
11/18/2021	Memphis	32 pts, 10 reb
2/19/2022	at Arkansas State	22 pts, 11 reb
2/25/2022	at UT Arlington	14 pts, 11 reb
2/4/2023	SIUE	10 pts, 10 reb

OUR DEFENSE IS OFFENSE

MOST POINTS OFF OF TURNOVERS

SINGLE GAME

No.	POT	Opponent	Date
1.	44	Morris Brown College	2/10/2003
2.	40	Harding	1/23/2007
3.	35	Florida Atlantic	11/14/2018
4.	34	Southern Arkansas	11/18/2008
5.	34	Troy	1/22/2015
6.	33	Grambling	11/25/2008
	33	ULM	12/31/2016
	33	<i>Southeast Missouri</i>	<i>1/7/2023</i>
8.	32	New Orleans	2/27/2010
	32	ULM	2/5/2015
	32	South Alabama	2/6/2016
	32	at Coastal Carolina	1/5/2017
	30	Southeast Missouri	12/28/2009
	30	ULM	12/31/2008
	30	ULM	1/13/2019
	30	vs. Coastal Carolina [†]	3/5/2021
	30	Champion Christian	2/14/2022

[†] - Sun Belt Tournament at Pensacola, Fla.

IT'S QUITE OFFENSIVE

MOST POINTS OFF OF TURNOVERS

SINGLE SEASON AVERAGE

No.	Avg	Season
1.	20.9	2009-10
2.	20.9	2014-15
3.	19.9	2008-09
4.	17.8	2006-07
5.	17.0	2021-22
6.	16.8	2015-16
7.	16.8	2018-19
8.	16.7	2020-21
9.	16.3	2016-17
10.	16.2	2010-11
11.	16.1	2012-13
12.	15.8	2022-23
13.	15.6	2007-08
14.	15.5	2002-03
15.	15.4	2013-14

DEATH. TAXES. JOE FOLEY'S DEFENSE.

If there's one thing coaches don't want to face, it's Joe Foley's defense. If there's two things they don't want to face, it's Joe Foley's defense twice in the same season. That is because Little Rock and Joe Foley have set the standard when it comes to the Trojans defensive efforts, ranking in the top two of their conference in 11 of the past 12 years in scoring defense while ranking in the top 25 nationally in scoring defense in nine of past 12 years. The 2021-22 season was no different as Little Rock led the Sun Belt and ranked 49th in the nation in scoring defense.

Little Rock Scoring Defense

Season	Nat'l	Conf.	Stat	Season	Nat'l	Conf.	Stat
2022-23	6	1	52.6	2015-16	24	1	55.5
2021-22	49	1	57.5	2014-15	3	1	51.5
2020-21	25	2	57.0	2013-14	21	1	58.4
2019-20	102	2	61.5	2012-13	25	1	53.1
2018-19	24	1	56.8	2011-12	47	3	56.2
2017-18	6	1	53.8	2010-11	7	1	52.5
2016-17	12	1	55.2				

CREATING OFFENSE

They say the best offense is defense and when it comes to Little Rock's Team, that's certainly true. So far this season the Trojans are averaging 15.8 points off turnovers per game. And considering 11 of Little Rock's 15 wins this season have come by a margin of 16 or fewer points, that's a game-changing dynamic. The 15.8 points off turnovers per game Little Rock is averaging this season ranks 12th in school history. Additionally, the Trojans have recorded 16 or more points off turnovers in 10 of their last 11 games.

QUITE A HANDFUL

Little Rock's defense can be quite handful and the OVC is learning that lesson the hard way. As you'll read later on, the Trojans make ball movement difficult. In fact, of all the players to hit the court against Little Rock's Team, only three have been able to tally five or more assists in a single game. Morehead State's Sandra Lin, the only one of those three to face Little Rock twice this year, was held to four assists and eight turnovers in the second meeting. Now that's Linsanity.

Most Assists Dealt vs. Little Rock in 2022-23 (Five or More)

No.	Player, Team	Date	LR Result
8	Hannah Cooper, Oral Roberts	Nov. 23	L, 62-74
7	Sandra Lin, Morehead State	Jan. 26	W, 58-45
6	Samara Spencer, Arkansas	Nov. 20	L, 49-93

TROJANS MAKE IT TWICE IN A SEPTENNIAL

When Little Rock rallied for a win at Tennessee Tech on Jan. 28, it marked just a second occurrence in a septennial (once every seven years). For just the second time in the past seven years, Tennessee Tech held the lead at home entering the fourth quarter and did not win. The Trojans, down two to enter the final period, rallied for a 66-63 win. The only other time this feat happened at the Ebler Center was on Feb. 5, 2022 when Belmont overcame an 8-point deficit entering the fourth quarter for a 58-49 win.

A NATURAL MEMORIAL

Did you know that Little Rock's women's team was the last team - men's or women's - from the State of Arkansas to win at Vanderbilt's Memorial Gymnasium in Nashville? Joe Foley's squad was dominant in a 56-40 win on Nov. 12, 2021. Since then, the Commodores have not fallen at home to a foe from the Natural State.

ONE IS THE LONELIEST NUMBER

Little Rock became just the 10th team in the country this season to limit an opponent to one or fewer assists in a game on Jan. 21 when the Trojans held Tennessee State to a single assist. That ranks tied for fifth for the lowest number of assists allowed as four teams - Auburn, Washington, LSU and Green Bay - did not allow an assist in a game this season.

NOTABLE 15

The number 15 is notable as thrice this season the Trojans have held an opponent to 15 points or less in a half on five different occasions. Little Rock limited Lindenwood to 12 points in the first half on Jan. 4 and then the Trojans tamed Tennessee State in a 13-point first half on Jan. 21. On Feb. 4, the Trojans tamed SIUE in the first half, holding them to just 15 points then mustered the strength to hold Morehead to 15 second half points on Feb. 9. There have almost been as many alliterations in this note than those teams scored in their respective halves of basketball.

I GET BY WITH A LITTLE HELP FROM MY FRIENDS

When you need a hand on offense, just look to your defense. On Jan. 7 against SEMO, the Trojans scored 33 points off turnovers marking the most points off turnovers Little Rock has scored in a single game since scoring 35 against Florida Atlantic and ties for the seventh most in a single game in school history. That followed the 22 points off turnovers against Lindenwood on Jan. 4 putting the Trojans at 55 points scored off turnovers for the first full week of January. See Little Rock's top Points Off Turnovers performances on Page 6.

A FOR EFFORT?

Little Rock's Angelique Francis, Hailey Hohenecker and Nikki Metcalfe all completed the fall semester with straight As.



AN UNCOMMONWEALTH

Little Rock has found success wherever the Trojans play but it seems like the Commonwealth of Kentucky has been an uncommon aberration in that success. The win at Morehead State on Jan. 26 marked Little Rock's first win in Kentucky since 2012 (a 61-50 win at WKU). After that and the Feb. 9 win over the Eagles, the Trojans are now 12-30 (.286) all-time against teams from Kentucky while LR has posted a 4-16 (.200) all-time record when playing in the Commonwealth of Kentucky.

SHOW ME MORE SUCCESS

A similar theme was brewing in the state of Missouri until Feb. 2, when the Trojans recorded their first win in the Show Me State with their 58-39 dismantling of Southeast Missouri. That also marked Joe Foley's first-ever win in Cape Girardeau.

SHE'S QUITE DECADENT

Jaiyah Harris-Smith is quickly becoming one of the nation's most impactful players. Entering this game, the sophomore guard is just one of 10 players in the country - and one of just five underclassmen - to currently average over 6.0 rebounds and 4.5 assists per game. That is made even more notable by the fact that she is just one of four underclassmen (freshmen and sophomores) to achieve that feat so far this year. See the full list on Page 5.

Making her performance this season even more impressive, Harris-Smith is one of only eight underclassmen in the country to be averaging over 5.0 assists per game.

MAKING HER MARK

It's not just on a national single-season perspective that Jaiyah Harris-Smith is making an impact this season, she is quickly making her mark in the annals of Little Rock Basketball. Entering this game, Harris-Smith is ranked among the best to don the Maroon and Silver in multiple season charts including ranking second in minutes per game and third in assists per game.

CLOSE CALLS

Little Rock has been very fortunate in close calls so far this season. The Trojans have compiled a 3-0 mark in games decided by three points or less and a 5-1 mark in one-possession games (four points or less).

POSITIVE MARGINS

The Trojans have found initial success this season creating a positive turnover margin, entering this game with a +3.71 turnover margin so far this season. That places Little Rock 48th in the nation and leads the OVC.

ALONE IN THE OVC

Harris-Smith does more than just dish it out, she also isn't afraid to go get it for herself. She is the only player in the Ohio Valley Conference ranked in the top 10 in the league in both assists per game and rebounds per game. The sophomore ranks second in the OVC and 23rd nationally with 5.1 assists per game this season. She also ranks sixth in the OVC with an average of 6.42 rebounds per game.

FORCING THE ISSUE

Little Rock enters this game ranked 75th in the nation and fifth in the OVC by forcing an average of 18.21 turnovers per game. If you haven't been paying attention, that's no surprise with the suffocating defense for which Joe Foley-coached teams are usually known and is even more impressive considering the challenging schedule the Trojans play.

WE DON'T SHARE WELL WITH OTHERS

One of the best anti-theft devices is ... the Little Rock Trojans. The Trojans enter this game with opposing teams averaging just 5.5 steals per game against Little Rock, a mark that ranks the Maroon and Silver 11th in the nation and leads the OVC. That includes an opposing team steal rate of just 7.1%, ranking Little Rock 21st in the country and leads the Ohio Valley. Little Rock is the only OVC program holding teams under 7.0 steals per game and a steal rate of less than 8.5%.

HOME, SWEET, HOME

Little Rock is fond of the Jack Stephens Center and it isn't a place at which teams prefer to play. That's because the Trojans are currently 10-3 in home games this season, 7-0 in OVC play. Little Rock finished the 2021-22 season with an 8-4 home record. That's a remarkable stretch considering talented teams like Auburn, Texas A&M, Coastal Carolina and Memphis have all left The Jack disappointed.

HAVE WE MENTIONED THE DEFENSE IS GOOD?

Let's be honest, opposing teams that like to score probably don't want to face Little Rock. So far this season, the Trojans are holding opponents to a 0.46 assist-to-turnover ratio, a mark that ranks third in the nation and leads the OVC by a large stretch, well ahead of Southern Indiana's 0.67 mark. That number trails only Duke (0.42) and Houston (0.43) as the best mark in the nation with East Carolina (0.47), Texas (0.48), Norfolk State (0.48) and South Carolina (0.50) not far behind. Morehead State brings a 0.73 assist-to-turnover ratio into this game, a mark that ranks 222nd in the nation and fourth in the OVC (behind Little Rock's 0.86 mark), while ranking fifth in the OVC and 130th nationally by allowing their opponents to put together a 0.74 assist-to-turnover ratio.

EFFICIENT DEFENSE

A look at the national leaders in Player Defensive Rating, a measure that calculates the number of points allowed by a player per 100 possessions faced.

Rk.	DEF	Player, School	GP
1.	61.2	Mary Baskerville, Quinnipiac	21
1.	61.2	Alasia Hayes, Mississippi State	10
3.	62.4	Kamilia Cardoso, South Carolina	23
4.	62.3	Sali Kourouma, Little Rock	12
5.	63.0	Ashlyn Watkins, South Carolina	22
6.	63.9	Camille Downs, Norfolk State	21
7.	64.8	Aliyah Boston, South Carolina	24
8.	64.9	Sania Feagin, South Carolina	17
9.	65.4	Talaysia Cooper, South Carolina	16
10.	66.1	Angel Reese, LSU	23

YOU'VE GOTTA OVC IT

A look at the OVC leaders in Player Defensive Rating, a measure that calculates the number of points allowed by a player per 100 possessions faced.

Rk.	DEF	Player, School	GP
1.	62.8	Sali Kourouma, Little Rock	12
2.	79.2	Jaiyah Harris-Smith, Little Rock	24
3.	80.3	Macy McGlone, Eastern Illinois	22
4.	80.6	Mesi Triplett, Little Rock	14
5.	80.8	Jayla Brooks, Little Rock	21
	80.8	Nikki Metcalfe, Little Rock	23
7.	80.9	Sha'Nequa Henry, Little Rock	10
8.	81.4	Angelique Francis, Little Rock	22
9.	83.9	Toyosi Abiola, Little Rock	12
10.	84.2	Taris Thornton, Eastern Illinois	20
11.	84.2	Faith Lee, Little Rock	23

RUN IT UP

LONGEST RUNS FOR THE TROJANS

2022-23 SEASON

No.	Run	Opponent	Date
1.	15	Tennessee Tech	1/19/2023
2.	13	Arkansas State	12/18/2022
3.	11	Southeast Missouri	1/7/2023
4.	10	Lindenwood	1/4/2023
	10	UT Martin	12/29/2022
6.	9	SIUE	2/4/2023
	9	at Missouri State	12/21/2022
7.	8	Morehead State	2/9/2023
	8	at Tennessee Tech	1/28/2023
	8	at Morehead State	1/26/2023
	8	at Southern Indiana	1/12/2023
	8	at Tennessee State	12/31/2022
	8	at Western Kentucky	12/11/2022
	8	Texas A&M	12/6/2022

LITTLE ROCK AT THE BANK

LITTLE ROCK'S ALL-TIME RESULTS AT SIMMONS BANK ARENA

(9-19, 1-2 UNDER FOLEY)

Date	Opponent	Result	Score
12/29/2022	UT Martin	W	45-44
12/21/2019	#21/20 Arkansas	L	53-86
2/5/2005	South Alabama	L (OT)	58-67
12/30/2003	Southern Miss	W	56-51
1/25/2003	FIU	L	55-66
2/23/2002	FIU	L	55-70
2/2/2002	Arkansas State	L	53-85
12/3/2001	Mississippi Valley State	W	67-39
2/17/2001	Western Kentucky	L	65-70
12/30/2000	New Mexico State	L	47-63
12/20/2000	Harvard	W	75-66
12/16/2000	Kansas City	W	67-57
12/9/2000	Memphis	L	64-72
12/5/2000	#15 Oklahoma	L	45-86
11/28/2000	Ole Miss	L	74-76
3/2/2000	FIU	L	63-85
2/24/2000	Western Kentucky	L	63-90
2/7/2000	Denver	L	58-71
2/5/2000	Arkansas State	L	64-95
1/29/2000	Louisiana	L	63-66
1/28/2000	#3 Louisiana Tech	L	52-95
1/22/2000	New Orleans	L	63-79
1/20/2000	South Alabama	W	85-74
1/3/2000	Southeast Missouri	L (OT)	78-80
12/20/1999	South Florida	L	47-63
12/18/1999	ULM	W	84-63
12/4/1999	Texas State	W	64-59
11/23/1999	Centenary	W	76-55

...HISTORICALLY GOOD

Little Rock's defensive numbers aren't just good in a single-season silo. The Trojans' 0.46 opponent assist-to-turnover ratio ranks as the 22nd-best mark in the country since 2009-10 ... but just the third-best mark in school history, beholding the 2012-13 team (0.42) and the 2014-15 team (0.46). Kentucky holding opponents to a 0.38 ratio in 2011-12 is the best mark in history. The best mark in OVC history? That would be 0.59 recorded by Jacksonville State opponents in 2018-19.

CALL HER A SERVER...

... because she can dish it out. Entering this match-up, Jaiyah Harris-Smith ranks 29th in the country and second in the Ohio Valley Conference in assists per game, averaging 5.1 dishes per contest. In total assists, Harris-Smith ranks 24th in the nation and is second in the OVC with 123 assists so far this year, behind only Morehead State's Sandra Lin (129). She is one of only two OVC players with more than 120 assists this season.

STINGY DEFENSE

So far this season, Little Rock's defense has held opponents to just 8.3 assists per game, ranking the Trojans fourth in the nation and leads the OVC. In fact, no other OVC program is holding their opponents under 12.0 assists per game. The lack of ball movement the Trojans allow was highlighted on Jan. 21 when Little Rock limited Tennessee State to just one assist while forcing 21 turnovers. The 8.3 assists per game allowed is the lowest number since at least the 2009-10 season. The next best mark came from Belmont in 2012-13 when the Bruins allowed 9.3 assists per game.

Additionally, Trojan opponents have compiled just a 43.9% assisted shot rate, ranking Little Rock 11th in the nation. That mark is the lowest opponent assisted shot rate by an OVC team since at least the 2009-10 season (when that data began to be tracked) with Austin Peay's allowance of 44.4% in 2016-17 being the next best mark. UT Martin's 55.3% assisted shot rate mark ranks the Skyhawks 156th nationally and ranks seventh in the OVC. Little Rock is the only OVC team holding their opponents under the 49% assisted shot rate mark. The assisted shot rate is the percentage of field goals made by a team that were assisted.

TROJAN TANDEM ON THE BOARDS

If the ball doesn't drop through the net (and we've seen that a bit this year), Little Rock has a tandem of players that are relentless on the boards to give the Trojans a second chance, or to take away a second chance from opponents. Entering this game, Jaiyah Harris-Smith ranks sixth in the OVC in rebounds per game (6.42) while Angelique Francis ranks seventh (6.36). That makes Little Rock one of only three teams in the OVC (along with Southern Indiana and Tennessee St.) with multiple players ranked in the league's top 10 in rebounding.

YOU DON'T WANT TO FACE HER

That's what SIUE's Ajulu Thatha found out. Thatha entered the Feb. 4 game against the Trojans averaging 13.1 points, 8.2 rebounds and a 47.9% shooting mark per game. Enter the Francis Effect. With Francis guarding her most of the game, Thatha finished with just nine points (five of which came from free throws), eight rebounds and an abysmal 2-for-11 (18.2%) mark from the floor. Thatha could've seen that coming if she had scouted Little Rock's game against Central Arkansas, when UCA's Kierra Prim found out. Prim entered the game against the Trojans averaging 14.0 points, 10.6 rebounds and 5.0 offensive rebounds per game. With Francis guarding her, Prim finished the game with four points, four rebounds and one offensive rebound in over 40 minutes of action in the overtime game.

REMEMBER THE NAME

You might want to go ahead and memorize the name Jaiyah Harris-Smith if, for no other reason, than she's always on the floor. Harris-Smith leads the OVC and ranks sixth in the nation by averaging 37.37 minutes per game. Considering she's among the conference leaders in rebounds and assists, we have a feeling that name will probably show up a time or two on opposing team scouting reports.

BEWARE THE SCORING TROJANS

Because if Little Rock's shots start falling, things don't go well for others. This year, Little Rock is 8-1 this season when scoring 60 or more points. The Trojans were 11-3 last year when scoring 60 or more points and 5-0 last season when scoring 70 or more points.

BECAUSE THE DEFENSE IS SECOND-TO-NONE

Joe Foley's defense is legendary. So much so it is the most cited reason for nightmares among Sun Belt, and now Ohio Valley, head coaches. That is because when Little Rock holds teams below 60 points, the Trojans were 14-0 last season. Following the 60-56 win over Arkansas-Pine Bluff on Nov. 10, that streak continued into this season, but eventually came to an end on Nov. 13 when Ole Miss topped the Trojans, 58-40. So far this year, Little Rock is 14-5 when holding teams under 60 points.

ANCHORS AWEIGH

Little Rock's temporary floor for the remainder of the 2022-23 season has seen a seafaring way of life before docking in the Capital City. The floor was previously used on the USS Abraham Lincoln docked in San Diego where Michigan State and Gonzaga played in the 2022 Armed Forces Classic on Nov. 11, 2022. No. 2 Gonzaga won the game, 64-63. Little Rock officials are happy the court has experience staying above water.

RINGING IN THE NEW YEAR THE RIGHT WAY

The Trojans know all about how to celebrate the new year. With its 62-38 victory over Lindenwood on Jan. 4, Little Rock has now claimed a win in its first game of a new calendar year for seven consecutive years.



FAITH(FUL)LEE ... TIMES THREE

Faith Lee was recognized by the Ohio Valley Conference on Tuesday, Jan. 31 when she was named the league's Freshman of the Week for the third time this season. Lee averaged 12.0 ppg and shot over 61% from the field – third best among all players in the OVC that week – as she led Little Rock to a pair of big road wins last week. Scoring 12 of her 24 points in the fourth quarter, Lee came through in the clutch as the Trojans not only were the only OVC team to win two games on the road that week but became just the second team in the past seven years to turn a fourth-quarter deficit at Tennessee Tech into a win. That followed the Jan. 26 performance at Morehead State where she scored 8 of her 10 points in the fourth quarter, helping the Trojans turn a seven-point lead entering the final period into a double-digit win. Lee didn't miss a free throw on the week while dishing out a trio of assists.

On Dec. 27 received her second Freshman of the Week accolade. Lee led the OVC in scoring against Division I opponents in the week before Christmas as she put up a career-high 17 points at Missouri State. The Louisiana native shot 40% from the field and added two rebounds, one assist and one steal in nearly 35 minutes of action as Little Rock forced at least 16 turnovers for the sixth consecutive contest.

On Dec. 13, Lee shot nearly 59% from the field as Little Rock toppled an SEC team for the third straight year by shutting down Texas A&M in a 42-38 win. Her 58.8% mark from the field was the fourth-best among all OVC players last week as she averaged 10.0 points per game.

OVERCOMING ADVERSITY

Little Rock's 47-44 win at Southern Indiana on Feb. 12 marked the first time this season that Little Rock trailed entering the fourth quarter but came out as the victors. Down seven with 6:27 to play, the Trojans ended the quarter on a 12-2 run and held USI to just four points in the fourth quarter with just one made field goal. That feat was repeated on Jan. 28 at Tennessee Tech when the Trojans trailed by two entering the fourth quarter and were down one with 61 seconds remaining.

That wasn't the first time the Maroon and Silver had to overcome adversity to claim an OVC Win. In their 45-44 win over UT Martin on Dec. 29, the Trojans registered their first win of the season with their opponent recording a higher field goal percentage. The Skyhawks shot 36.4% (16-for-44) from the field while Little Rock shot 35.4% (17-for-48). LR repeated that in a 42-36 win over Tennessee State on Jan. 21 as the Lady Tigers shot 33.3% (14 of 42) while the Trojans shot 28.3% (17 of 60).

BACK IN THE JACK

After a brief break due to a water coil bursting and flooding the court on Dec. 23, the Trojans returned to the Jack Stephens Center and Joe Foley Court on Wednesday, Jan. 4 when Little Rock hosted Lindenwood. The Trojans celebrated their return home by silencing the Lions, claiming a 62-38 win and holding Lindenwood to just 12 first half points.

SHE'S BACK!

Trojan fans were treated to a sight for sore eyes on Dec. 29 when Sali Kourouma entered the game following the first media timeout. That marked Kourouma's first appearance in a game this season after she missed the entirety of the non-conference schedule after being unable to obtain her visa to enter the United States from her native Mali. Kourouma, whose 18.4 ppg last year ranks third in school history in a single season, scored a game-high 14 points and grabbed five rebounds in her season opener.

JACK SQUAT

Little Rock extended a nearly two decades-long streak on Dec. 18 and Arkansas State was reminded why the Jack Stephens Center is nothing more than a House of Horrors. With the Trojans' 60-44 win over the rival Red Wolves, Little Rock won its 18th consecutive home game against A-State and kept them winless all-time at the Jack Stephens Center. ASU had entered the game averaging over 72 ppg but was held to season lows in points scored, field goal percentage and 3-point field goal percentage as Little Rock used a 13-0 run early in the second half to put the game out of reach.

IT JUST MEANS MORE ... FOR THE THIRD STRAIGHT YEAR

They call him the "SEC Slayer." That is as accurate of a description for Little Rock Head Coach Joe Foley as one can get without calling them the GOAT. As he guided the Trojans to a 42-38 win over Texas A&M on Dec. 6, 2022, it put Little Rock's Team in lonely company as the Trojans are the only program to beat SEC teams in non-conference play over the past three consecutive seasons.

Little Rock Wins over SEC Programs in Recent Years

Date	Opponent	W/L	Score
12/5/2020	Vanderbilt	W	82-74
11/12/2021	at Vanderbilt	W	56-40
11/24/2021	Auburn	W	57-49
12/6/2022	Texas A&M	W	42-38

LEADING THE SEXTET

With Little Rock's win over Texas A&M on Dec. 6, the Trojans became the only program in the country to win non-conference games against a Southeastern Conference opponent in each of the past three years. But more than that, Little Rock is just one of six non-Power 5 programs to have won games over a Power 5 Conference school in each of the past three seasons, joining a list that includes South Florida, DePaul, Drake, South Dakota State and Stephen F. Austin.

LITTLE ROCK IN OVERTIME

OVERALL RECORD: 10-12

Date	Opponent	OT	W/L	Score
12/3/2022	at Central Arkansas	OT	L	49-53
1/27/2022	Texas State*	3OT	L	65-69
2/13/2021	Arkansas State*	OT	W	60-56
3/3/2018	at Louisiana*	OT	W	72-63
2/10/2018	at Troy*	OT	L	70-76
11/22/2013	Memphis	OT	W	68-63
12/29/2012	at Louisiana*	2OT	L	54-56
3/6/2012	vs. Middle Tennessee &	OT	W	71-70
3/9/2010	vs. Middle Tennessee &	OT	L	68-70
3/9/2009	vs. Denver &	2OT	W	70-60
2/21/2009	at North Texas*	OT	W	57-52
1/17/2009	Middle Tennessee*	OT	L	62-67
12/17/2008	at Ole Miss	OT	W	64-61
12/13/2006	at ULM*	2OT	W	66-58
12/3/2005	at Mississippi Valley	OT	W	46-44
2/3/2005	South Alabama*	OT	L	58-67
1/6/2005	at FIU*	OT	L	63-70
1/29/2004	Arkansas State*	OT	L	79-86
12/18/2003	at UT Martin	OT	L	69-72
12/7/2001	Massachusetts	OT	W	70-65
1/3/2000	Southeast Missouri	OT	L	78-80
1/14/1988	at UTSA	OT	L	71-76

* - denotes Sun Belt Conference game

& - denotes SBC Tournament game

TROJANS vs. THE TOP 25

OVERALL RECORD: 3-22

Date	Opponent	Result	Score
12/1/2021	at #17/15 Texas A&M	L	50-65
12/19/2020	#12/12 Arkansas	L	70-80
12/10/2020	#10/10 Texas A&M	L	56-79
12/29/2019	at #15/15 Mississippi St	L	50-89
12/21/2019	vs. #21/20 Arkansas	L	53-86
11/5/2019	at #6/7 Texas A&M	L	35-78
11/28/2018	#6/6 Mississippi State	L	63-98
11/20/2018	#20/21 Texas A&M	L	40-61
3/17/2018	at #11/11 Florida State	L	49-91
12/10/2017	at #6/3 Mississippi State	L	48-86
11/22/2017	at #19/25 Texas A&M	L	49-66
12/13/2016	#5/5 Mississippi State	L	44-58
11/23/2016	#RV/25 Texas A&M	L	37-55
11/16/2016	at #16/17 Oklahoma	L	58-68
12/22/2015	at #16/14 Texas A&M	L	39-69
12/6/2015	#6/6 Texas	L	56-66
3/23/2015	at #9/9 Arizona State	L	54-57
3/21/2015	vs. #21/20 Texas A&M	W	69-60
11/14/2014	at #RV/24 LSU	W	70-54
3/18/2012	#7/8 Delaware	L	42-73
11/17/2011	#6/6 Texas A&M	L	54-83
3/20/2011	vs. #13/11 Green Bay	L	55-59
11/16/2010	at #8/8 Texas A&M	L	41-87
3/23/2010	at #12/12 Oklahoma	L	44-60
12/6/2008	#19/17 Oklahoma State	W	65-61

QUICK FACTS

GENERAL INFORMATION

Full Name	University of Arkansas at Little Rock
Preferred Name	Little Rock
Founded	1927
Enrollment	8,103 (Fall 2022)
Nickname	Trojans
Colors	Maron and White
Arena	Jack Stephens Center
Capacity	5,600
NCAA Division/Conference	I/Ohio Valley
Chancellor	Dr. Christina Drale
Athletics Director	George Lee
SWA	Maggie Strange
Ticket Office	501-916-3257

ATHLETIC COMMUNICATIONS

Dir. of Comms& Brand Strat./WBB	Patrick T. Walsh
Office Phone	501-916-5381
Cell Phone	318-514-9203
Email	ptwalsh@ualr.edu
Office Address	2801 S. University Ave Little Rock, AR 72204-1099
Website	www.LRTrojans.com

COACHING STAFF

Head Coach:	Joe Foley
Alma Mater, Year:	Central Arkansas, 1979
Record at School (Years):	377-214 (19)
Career Record (Years):	833-295 (35)
Assistant Coach:	Bobby Brasel
Alma Mater, Year:	Texas-Permian Basin, 1993
Assistant Coach:	Alicia Cash
Alma Mater, Year:	Little Rock, 2005
Assistant Coach:	Steve Widower
Alma Mater, Year:	Arkansas State, 1987
Director of Operations:	Raeyana DeGray
Alma Mater, Year:	Little Rock, 2017
Women's Basketball Office Phone	501-569-3420
Athletic Trianer	Ronnie Harlow

TEAM INFORMATION

2021-22 Record	17-10
Sun Belt Record (Finish)	8-4 (T-4th)
Sun Belt Championship	2-1
Sun Belt Championship All-Time Record	29-17
Postseason	N/A
Starters Returning/Lost:	2/3
Letterwinners Returning/Lost:	4/6
Newcomers:	8

WOMEN'S BASKETBALL HISTORY

First Season of Basketball	1969
First Season of Division I	1999
Overall All-Time Record	497-555 (.472)
Overall Division I Record	374-271 (.580)
SBC Division Championships (ended 2012-13)	6
	2007-08, 2008-09, 2009-10, 2010-11, 2011-12, 2012-13
Regular Season Conference Championships	6
	2009-10, 2010-11, 2014-15, 2016-17, 2017-18, 2018-19
Sun Belt Tournament Championships	5
	2011, 2012, 2015, 2018, 2019
Last Postseason	2019 NCAA Tournament
NCAA Tournament Appearances	6
All-Time Record	2-6
Last Appearance	2019
Result(s)	L, 51-68 (vs. Gonzaga)
WNIT Appearances	5
All-Time Record	1-5
Last Appearance	2017
Result(s)	W, 77-62 (at Southern Miss) L, 53-55 (at Alabama)

YOU'VE GOT TO OVC IT

Little Rock isn't the only Ohio Valley Conference program toppling SEC teams this season. Just two days before the Trojans upended Texas A&M at home, UT Martin traveled to Nashville and came away with a 66-54 win over Vanderbilt. Little Rock knows all about calling out "ANCHOR UP!" after beating the Commodores in each of the past two seasons.

SETTING THE STANDARD

We may be the new kids on the block, but we're not afraid to set the standard as Little Rock embarks on its first season in the Ohio Valley Conference. The Trojans will be the only OVC team to host a Power 5 school in basketball - in either men's or women's. Joe Foley's Trojans will host three Southeastern Conference schools - Ole Miss, Arkansas and Texas A&M - as part of a five-SEC game non-conference schedule (at Auburn, at Alabama).

Little Rock's five Power 5 opponents accounts for 31% of the OVC's Power 5 games this year and is the most of any OVC team, followed by SIUE (four - Purdue, Iowa State, Louisville, Washington), Southeast Missouri (three - Ole Miss, Missouri, Kansas), UT Martin (two - Missouri, Vanderbilt), Eastern Illinois (one - Minnesota) and Morehead State (one - Kentucky).

TROJANS IN CONFERENCE OPENERS

Little Rock has now won nine straight conference openers after the Trojans' thrilling 45-44 win over UT Martin on Dec. 29, but its fortunes in the first league game of the season has been a recent wave of success. Overall, Little Rock is 13-15 all-time in conference openers while compiling a 1-0 mark in OVC openers and a 12-11 record in Sun Belt openers. Joe Foley, currently in his 20th season at the helm of the program, has guided Little Rock to a 13-7 mark in league openers. The last time Little Rock lost its conference opener came on Jan. 2, 2014 in San Marcos when Texas State claimed a 50-39 win.

THE TROJANS GET TO .500

Little Rock evened its program record in conference debuts to .500 (1-1 all-time) on Dec. 29 when a 45-44 win over UT Martin thanks to a thrilling buzzer beater by Tia Harvey broke the hearts of Skyhawks everywhere. The last time Little Rock debuted in a new conference, it was Jan. 8, 2000 and most of the players on the the current Trojan roster weren't even born yet. In the Little Rock's Sun Belt Conference debut, Arkansas State was quite rude with the 82-49 decision over Little Rock in a game played in Jonesboro. The 2022-23 Trojans looked to start OVC competition off in better fashion Thursday night against UT Martin.

POWERFUL DUBS

Little Rock's 42-38 win over Texas A&M on Dec. 6, 2022 was nothing new for the Trojans. That is because it is the 14th time that Little Rock's Team has claimed a win over a Power 5 program. On that day, Little Rock made Texas A&M the first Power 5 program to lose to the Trojans on three separate occasions while three others have lost to the Trojans on multiple occasions, including Oklahoma, Oklahoma State and Vanderbilt.

Little Rock Wins over Power 5 Programs

Date	Opponent	W/L	Score
11/27/1987	at Kansas State	W	62-59
12/15/2001	Texas A&M	W	80-68
11/29/2005	at Oklahoma State	W	64-54
12/6/2008	Oklahoma State	W	65-51
12/17/2008	at Ole Miss	W (OT)	64-61
3/21/2010	vs. Georgia Tech^	W	63-53
11/14/2014	at LSU	W	70-54
12/14/2014	Oklahoma	W	66-62
3/21/2015	vs. Texas A&M^	W	69-60
11/28/2017	Oklahoma	W	68-56
12/5/2020	Vanderbilt	W	82-74
11/12/2021	at Vanderbilt	W	56-40
11/24/2021	Auburn	W	57-49
12/6/2022	Texas A&M	W	42-38

^ - denotes NCAA Tournament game

ALREADY EARNING AWARDS

Jaiyah Harris-Smith wasted no time making an impression on the Trojans and raising eyebrows across the Ohio Valley Conference. After leading the Ohio Valley Conference during the opening week in assists and ranking second in rebounding, Harris-Smith was named the OVC's Newcomer of the Week. Harris-Smith's 13 total assists led the OVC while her 6.5 assists per game ranked second in the league. Her 19 total rebounds and 9.5 rebounds per game both ranked second in the conference that week. Of her 19 total rebounds, 15 came on the defensive end of the floor, a mark that led the OVC. Those numbers, combined with an average of 9.0 points, nearly gave the transfer guard a double-double in her first week in a Little Rock uniform.

IN RARE COMPANY

Little Rock was one of only two non-P5 teams last season to record multiple wins over Southeastern Conference opponents. While some other teams managed to claim wins against the competitive league, Little Rock and Middle Tennessee were the only teams to have found repeated success against the SEC. Two wins just means more ... than one. Coincidentally, the two wins came over Vanderbilt and Auburn and marks more wins over SEC foes than those two teams had combined the previous season. The other non-P5 team to achieve that feat was Middle Tennessee, who beat Vanderbilt twice (once in the regular season, once in the WNIT).



MAYBE TRY AMEX NEXT TIME

The Trojans will likely be opting for American Express or Mastercard next time as Sali Kourouma did not join the team or even arrive in the United States until Dec. 19 due to visa issues. Kourouma, who averaged 18.4 ppg last year, was required to return to her native Mali over the summer to renew her student visa.

MENTAL HEALTH MATTERS

Standing at 5-foot-11, Little Rock forward Angelique Francis may not be the tallest player on the floor but she casts an imposing figure. With her muscles bulging out of her sleeveless jersey, there is little doubt who is the most physical player on the court. But look closely at those sleeveless arms and you will see the fading scars of a past that gives a glimpse at the adversity she is still overcoming to this day.

Those scars tell the story of a past that has been focused on survival between abusive relationships and multiple suicide attempts. It is a story she is just now coming to terms with in order to tell others, refocusing her life from merely trying to survive to wanting to help others mired in the darkness from which she has broken free. [Read more about Angelique's story here](#) or at LRTrojans.com/francis.

THINK ANYONE WILL MISS US?

As we look back on Little Rock's tenure in the Sun Belt Conference, here's a list of the Trojans' accomplishments. We're guessing there's 11 coaches that weren't sad to see us go.

Since Little Rock reinstated its women's basketball program in 1999-2000:

- 6 Sun Belt Conference Regular Season Championships
- 5 Sun Belt Tournament Championships
- 6 NCAA Tournament Appearances
- Two NCAA Tournament First Round Wins
- 5 WNIT Appearances
- From 2008 - 2019, a span of 12 years, Little Rock was in the postseason 11 times
- Joe Foley named Sun Belt Coach of the Year 5 times
- 37 All-Conference honors
- 3 Sun Belt Players of the Year
- 2 Sun Belt Defensive Players of the Year
- 4 Sun Belt Freshmen of the Year
- 4 Sun Belt Tournament Most Outstanding Player honors
- 23 Sun Belt All-Tournament selections
- 2019 Sun Belt Female Student-Athlete of the Year
- 0 wins in the Jack Stephens Center for Arkansas State

FOLEY CLAIMS WIN NO. 800

Little Rock Head Coach Joe Foley is just the fourth active Division I head coach - and 16th coach overall - to surpass the 800 career wins mark. Already a Hall of Fame coach, he is continuing to cement his name as one of the best coaches in the game.

AND RANKS AMONG THE BEST

Joe Foley is currently third on the active coaches list in terms of all-time wins as the GOAT consistently builds a winning program year-in and year-out at Little Rock. That puts the Trojans leader among the top names the sport has to offer.

By Victories (as of Feb. 7, 2023)

Rk	Name, Team	Yrs.	Won	Lost	Pct.
1.	Tara VanDerveer, Stanford	44	1,180	262	.818
2.	Geno Auriemma, UConn	38	1,170	154	.884
3.	Joe Foley, Little Rock	36	848	304	.736
4.	Lisa Bluder, Iowa	39	838	389	.683
5.	Wes Moore, NC State	34	797	245	.765
6.	Kevin Borseth, Green Bay	36	785	307	.719
7.	Doug Bruno, DePaul	37	771	379	.670
8.	Joe McKeown, Northwestern	37	758	388	.662
9.	Bill Fennelly, Iowa State	35	749	350	.682
10.	Gordy Presnell, Boise State	36	726	351	.674

GREAT RECOGNIZES GREAT

Arkansas head coach Mike Neighbors had some kind comments about Little Rock's win over Vanderbilt in 2020:

"I didn't consider it an upset, to be honest. Vanderbilt hadn't played a game and the way Joe Foley has his teams ready, it's not a surprise. And that's not a knock on Vandy, that's a compliment to Joe Foley and Little Rock."

"It feels like an honor to play inside the Jack Stephens Center." - Mike Neighbors

JOE FOLEY COURT

In a pregame ceremony on Sunday, Nov. 13, the court at the Jack Stephens Center was officially named for Little Rock Head Women's Basketball Coach Joe Foley. Foley is just the sixth women's basketball coach to have a court named in their honor, joining Tennessee's Pat Summitt, Texas A&M's Gary Blair, NC State's Kay Yow, DePaul's Doug Bruno and Rutgers' C. Vivian Stringer. Foley was going to be the fourth, but DePaul and Rutgers placed names on their respective courts over the summer, after the Foley Court announcement was made.

MILESTONE WINS

A look at the milestone wins throughout the legendary career of Joe Foley:

Milestone Wins

No.	Date	Team	Opponent	Score
1	11/17/1987	ATU	Philander Smith	80-56
100	11/30/1990	ATU	Oklahoma City	89-67
200	1/6/1994	ATU	Henderson State	71-59
300	11/15/1997	ATU	Montevallo	80-62
400	3/1/2001	ATU	West Alabama	76-45
500	1/4/2007	LR	North Texas	87-49
600	1/29/2011	LR	Arkansas State	53-36
700	3/21/2015	LR	Texas A&M ¹	69-60
800	2/22/2020	LR	South Alabama	69-58

1 - NCAA Tournament First Round Game

BY WIN PERCENTAGE

A look at the best winning percentages for active coaches with over 715 wins:

Rk	Opponent	Yrs	W	Pct
1.	Geno Auriemma, UConn	38	1,170	.884
2.	Tara VanDerveer, Stanford	44	1,179	.818
3.	Wes Moore, NC State	34	797	.765
4.	Joe Foley, Little Rock	36	847	.736
5.	Kevin Borseth, Green Bay	36	785	.719
6.	Lisa Bluder, Iowa	39	838	.683
7.	Bill Fennelly, Iowa State	35	749	.682
8.	Gordy Presnell, Boise State	36	725	.674
9.	Doug Bruno, DePaul	37	768	.670
10.	Joe McKeown, Northwestern	37	758	.662

THE 800 CLUB

A look at all coaches in NCAA history that have won 800 career games:

Rk. Name (Schools)

1. Pat Summitt (Tennessee 1975-12)
2. *Tara VanDerveer (Idaho 1979-80, Ohio St. 1980-85, Stanford 1986-95, 97-Present)
3. *Geno Auriemma (UConn 1986-Present)
4. Barbara Stevens (Clark (MA) 1978-83, UMass 1984-86, Bentley 1987-19)
5. Sylvia Hatchell (Francis Marion 1975-86, North Carolina 1987-18)
6. C. Vivian Stringer (Cheyney 1972-83, Iowa 1984-95, @Rutgers 1996-19)
7. Muffet McGraw (Lehigh 1983-87, Notre Dame 1988-19)
8. Jim Foster (Saint Joseph's 1979-91, Vanderbilt 1992-02, Ohio St. 2003-13, Chattanooga 2014-18)
9. Jody Conradt (Sam Houston St. 1970-73, UT Arlington 1973-76, Texas 1977-07)
10. Robin Selvig (Montana 1979-16)
11. Andy Landers (Georgia 1980-15)
12. Curt Fredrickson (Northern St. 1978-83, 86-18)
13. *Andy Yosinoff (Emmanuel (MA) 1978-19)
14. Michael Strong (Scranton 1980-94, 96-14)
15. Gary Blair (SFA 1986-93, Arkansas 1994-03, Texas A&M 2004-22)
16. ***Joe Foley (Arkansas Tech 1987-2003, Little Rock 2003-Present)**
17. *Lisa Bluder (St. Ambrose 1984-90, Drake 1990-2000, Iowa 2000 - Present)

JOE FOLEY

HEAD COACH • 20TH SEASON • CENTRAL ARKANSAS (1979)

Joe Foley, the 2010, 2011, 2015, 2017 and 2018 Sun Belt Conference Coach of the Year and 2010 Russell Athletic/WBCA Regional Coach of the Year, has led the Little Rock Women's Basketball program to 20-win seasons 11 of the last 14 years, outright Sun Belt Conference West Division titles in the final six years the Sun Belt had divisions, three Sun Belt regular-season championships, post-season appearances in 10 of the last 13 years – including five NCAA berths – and Sun Belt Conference Tournament titles in 2011, 2012, 2015 and 2018. The third-winningest active coach in Division I, Foley has recorded an 833-29 (.738) career record and a 377-214 (.638) record at Little Rock as he begins his 20th season in 2022-23. He has led the Trojans to the semifinals of the Sun Belt Tournament in 14 of the past 15 years.

The Hall of Fame coach - inducted into both the Arkansas Sports and Arkansas Tech Athletics Halls of Fame - reached a remarkable milestone during the 2019-20 season when he recorded his 800th career victory - one of only five active head coaches to reach that plateau. In that season, Kyra Collier claimed first team All-Sun Belt honors marking the seventh consecutive year a Trojan has been represented on the first team. Little Rock has placed a Trojan on the league's all-conference teams list every single season Foley has guided Little Rock's Team.

Foley earned his 700th career victory in the NCAA Tournament's first round in 2015, and he signed a contract extension in April 2015 that will keep him as the Trojans' head coach through the 2023-24 season.

In his tenure at Little Rock, Foley has compiled the most overall wins (29) and conference victories (18) in a season while producing the school's first All-Sun Belt Conference selection in Alicia Cash in 2004. He also recruited back-to-back Sun Belt Conference Freshman of the Year winners in Renee Renz (2006) and Kim Sitzmann (2007). No other Sun Belt Conference school has achieved this feat. Foley also coached the school's first-ever Honorable Mention All-America honoree in Chastity Reed in 2010. His Trojan student-athletes have earned 23 All-Conference selections.

Foley began his coaching career at the high school level as both the boys and girls basketball coach at Oxford (Ark.) High School from 1979-81, and then at Morrilton High School as an assistant for the boys team until 1984.

Foley has earned many personal accolades during his career. He has been named national coach of the year twice, region or district coach of the year seven times, chosen to be on the 1994 United States Olympic Festival coaching staff and was inducted into the Arkansas Sports Hall of Fame as a member of the class of 2002.

Foley earned his bachelor's degree from the University of Central Arkansas in 1979. He is married to the former Chris Fields of Alpena, Ark. The couple has two children, C.J. and Miranda.

JOE FOLEY FILE

PERSONAL

Hometown: Alpena, Ark.

Wife: Chris

Children: C.J. and Miranda

Date Hired at Little Rock: April 16, 2003

Education: Central Arkansas, 1979

COACHING CAREER

Oxford (Ark.) HS, M&W Head Coach	1979-81
Morrilton HS, Men's Assistant Coach	1981-84
Arkansas Tech, Men's Assistant Coach	1984-87
Arkansas Tech, Head Women's Coach	1987-2003
Little Rock, Head Women's Coach	2003-Present



ARKANSAS TECH, HEAD COACH

1987-88	(NAIA Final Four) 29-5
1988-89	(NAIA Final Four) 35-2
1989-90	30-3
1990-91	28-6
1991-92	(NAIA National Champion) 35-1
1992-93	(NAIA National Champion) 31-5
1993-94	30-3
1994-95	28-6
1995-96	23-9
1996-97	(NAIA Final Four) 29-4
1997-98	26-5
1998-99	(Division II Runner-Up) 31-7
1999-00	24-7
2000-01	23-8
2001-02	25-6
2002-03	29-4
TOTALS	456-81

LITTLE ROCK, HEAD COACH

2003-04	10-17
2004-05	10-19
2005-06	13-15
2006-07	21-10
2007-08	(SBC West Champs, WNIT) 23-9
2008-09	(SBC West Champs, WNIT) 26-7
2009-10	(SBC West Champs, NCAA 2nd Round) 27-7
2010-11	(SBC West Champs, SBC Tournament Champs, NCAA Tournament) 23-8
2011-12	(SBC West Champs, SBC Tournament Champs, NCAA Tournament) 20-13
2012-13	(SBC West Champs, WNIT) 24-9
2013-14	18-12
2014-15	(SBC Regular Season/Tournament Champs, NCAA 2nd Round) 29-5
2015-16	(WNIT) 20-13
2016-17	(SBC Regular Season Champs/WNIT) 25-9
2017-18	(SBC Regular Season/Tournament Champs, NCAA Tournament) 23-10
2018-19	SBC Regular Season/Tournament Champs, NCAA Tournament) 21-11
2019-20	12-19
2020-21	15-11
2021-22	17-10
TOTALS	377-214



CAREER ACCOMPLISHMENTS

LITTLE ROCK

- **Five**-Time Sun Belt Coach of the Year (2010, 2011, 2015, 2017, 2018)
- **One** Russell Athletic/WBCA Region Coach of the Year (2010)
- **Five** Sun Belt Tournament Championships (2011, 2012, 2015, 2018, 2019)
- **Eleven** Postseason Appearances (2008-13, 2015-19)
- **Six** NCAA Tournament Appearances (2010-12, 2015, 2018-19)
- **Five** WNIT Appearances (2008, 2009, 2013, 2016, 2017)
- **Twelve** 20-Win Seasons (2007-13, 2015-19)
- **Six** Straight Sun Belt West Division Crowns (2008-13)
- **Three** Sun Belt Players of the Year (2011, 2017, 2019)
- **Two** Sun Belt Defensive Players of the Year (2011, 2015)
- **Thirty-Three** All-Sun Belt Conference Selections
- **Three** Sun Belt Freshmen of the Year
- **Four** Sun Belt Tournament Most Outstanding Players
- **Twenty** All-Sun Belt Tournament Team Selections

ARKANSAS TECH

- **Two** NAIA National Championships (1992, 1993)
- **One** NCAA Division II National Runner-up (1999)
- **Two** Division II South Region Championships (1998, 1999)
- **Six** NCAA Division II Tournament Appearances
- **Seven** NCAA/NAIA Final Four Appearances
- **Fourteen** AIC/Gulf South Conference or Division Titles
- **Sixteen** Straight 20-Win Seasons
- **Six** 30-Win Seasons
- **Two**-Time National Coach of the Year
- **Eight**-Time District or Region Coach of the Year
- **Nine**-Time AIC/Gulf South Conference Coach of the Year
- **Twenty** Individual All-America Honors
- Member of 1994 U.S. Olympic Festival Coaching Staff
- Led Arkansas Tech to Highest Winning Pct. in Division II Women's Basketball History

The quote to the right was from the 2019 game. After the 2020 contest, which Arkansas won 80-70, Neighbors said, "I'd like to add going to the DMV to the list."

FOLEY vs. OPPONENTS

OPPONENT	RECORD	OPPONENT	RECORD
Abilene Christian	0-1	Missouri State	4-10
Alabama	0-2	Montana State	1-0
App State	15-1	Morehead State	2-0
Arkansas	0-4	Murray State	1-3
Arkansas - Pine Bluff (UAPB)	4-0	Nebraska	0-1
Arkansas State	26-14	New Mexico State	1-1
Arizona State	0-1	New Orleans	10-3
Auburn	1-1	Nicholls State	1-0
Austin Peay	1-0	North Texas	13-4
Bradley	2-0	Northern Colorado	1-0
Bowling Green	0-1	Oklahoma	2-3
Cal State Bakersfield	1-0	Oklahoma State	2-2
Centenary	3-0	Ole Miss	1-2
Central Arkansas	3-1	Oral Roberts	5-3
Champion Christian	1-0	Pacific	0-1
Coastal Carolina	7-1	Philander Smith	1-0
Creighton	1-1	Purdue Fort Wayne	1-0
Davidson	1-0	Rice	7-5
Delaware	0-1	Saint Louis	2-2
Denver	13-4	St. Mary's	1-0
Drake	0-1	Sam Houston State	3-0
Eastern Illinois	0-1	Seattle	1-0
FIU	9-8	SIUE	1-0
Florida Atlantic	10-1	South Alabama	21-8
Florida State	0-1	South Dakota State	1-3
Fordham	0-1	Southeast Missouri	3-1
Georgia Southern	10-0	Southern Arkansas	3-0
Georgia State	12-2	Southern Indiana	1-0
Georgia Tech	0-1	Southern Miss	8-4
Gonzaga	0-1	SMU	1-1
Grambling	2-0	Stephen F. Austin	1-1
Green Bay	0-2	Tennessee State	2-0
Harding	1-0	Tennessee Tech	2-0
Idaho State	1-0	Texas	0-2
Illinois-Chicago (UIC)	0-1	Texas A&M	2-12
Incarnate Word	1-0	Texas Southern	1-0
Jackson State	2-1	Texas State	13-7
Kansas City (UMKC)	1-0	Texas Tech	0-1
Kansas State	0-3	Troy	20-9
Lindenwood	1-0	Tulane	0-2
Louisiana	25-10	Tulsa	9-2
Louisiana Tech	4-6	ULM	32-4
Loyola Marymount	1-0	UT Arlington	12-8
LSU	1-6	UT Martin	2-1
McNeese State	2-0	UTEP	1-0
Memphis	9-4	UTSA	1-1
Middle Tennessee	7-12	Vanderbilt	2-0
Mississippi State	0-4	Western Kentucky	8-17
Mississippi Valley State	3-0		



"I'd rather be audited by the IRS, have a colonoscopy and a dentist appointment on the same day than play against a team coached by Joe Foley."
- Mike Neighbors, Arkansas Head Coach
#LITTLEROCKSTEAM

NUMERICAL ROSTER

NO.	NAME	PRONUNCIATION	POS.	HT	CL.	EXP.	HOMETOWN (PREVIOUS SCHOOL)
0	Toyosi Abiola	TOY-OH-see AB-EE-OH-luh	G	5-7	Gr.	TR	London, England (E. Michigan/Iona)
1	Mira Hanna	MEER-uh HAN-uh	F	6-0	Fr.	HS	Tampa, Fla. (Berkeley Prep)
2	Sali Kourouma	SALLY COOR-uh-MUH	F	5-11	R-Jr.	1L	Kati, Mali (Grayson JC)
3	Jayla Brooks	JAY-luh	G	5-7	Jr.	JC	Sachse, Texas (Panola JC/SMU)
4	Sha'Nequa Henry	shuh-NEE-KWAH	G	5-8	Jr.	JC	Texarkana, Texas (Eastern Okla. St.)
5	Hailey Hohenecker	HAHN-ah-ker	G	5-4	R-So.	1L	Plymouth, Minn. (St. Thomas)
10	Jaiyah Harris-Smith	JAY-uh	G	5-6	So.	TR	Miami, Fla. (Ole Miss)
11	Faith Lee		F	5-11	Fr.	HS	Monroe, La. (Ouachita Parish HS)
12	Tia Harvey		G	5-9	Jr.	2L	Sachse, Texas (Sachse HS)
22	Mesi Triplett	MACY	F	6-3	So.	JC	Orlando, Fla. (St. Petersburg College)
24	Britney Mapang*		G	5-9	Sr.	JC	Paris, France (Garden City CC/Colby CC)
32	Nikki Metcalfe	MET-CALF	F	6-2	Gr.	TR	Donvale, Australia (Arkansas Tech)
34	Angelique Francis	AHN-juh-leek	F	5-11	Sr.	3L	Irving, Texas (MacArthur HS)

Head Coach: Joe Foley (20th Season)
Assistant Coach: Alicia Cash (14th Season) *ah-LEE-shuh*
Assistant Coach: Steve Wiedower (Eighth Season) *WEE-dough-er*
Assistant Coach: Bobby Brasel (Sixth Season) *BRAZ-uhl*
Dir. of Basketball Operations: Raeyana DeGray (Fourth Season) *RAY-ahh-nuh duh-GRAY*
Athletic Trainer: Sara Larsen (First Season)

* - Redshirting 2022-23 season, will not play

RADIO/TV ROSTER



0 Toyosi ABIOLA
TOY-OH-see
AB-EE-OH-luh
G | 5-7 | Gr.
London, England



1 Mira HANNA
MEER-uh HAN-uh
F | 6-0 | Fr.
Tampa, Fla.



2 Sali KOUROUMA
SALLY
COOR-uh-MUH
F | 5-11 | R-Jr.
Kati, Mali



3 Jayla BROOKS
G | 5-7 | Jr.
Sachse, Texas



4 Sha'Nequa HENRY
shuh-NEE-KWAH
G | 5-8 | Jr.
Texarkana, Texas



5 Hailey HOHENECKER
HAHN-ah-ker
G | 5-4 | R-So.
Plymouth, Minn.



10 Jaiyah HARRIS-SMITH
JAY-uh
G | 5-6 | So.
Miami, Fla.



11 Faith LEE
F | 5-11 | Fr.
Monroe, La.



12 Tia HARVEY
G | 5-9 | Jr.
Sachse, Texas



22 Mesi TRIPLETT
MACY
F | 6-3 | So.
Orlando, Fla.



24 Britney MAPANG
G | 5-9 | Sr.
Paris, France



32 Nikki METCALFE
MET-CALF
F | 6-2 | Gr.
Melbourne, Australia



34 Angelique FRANCIS
AHN-juh-leek
F | 5-11 | Sr.
Irving, Texas



JOE FOLEY
Head Coach
20th Season



ALICIA CASH
Assistant Coach
14th Season



STEVE WIEDOWER
Assistant Coach
Eighth Season



BOBBY BRASEL
Assistant Coach
Sixth Season



RAEYANA DEGRAY
Dir. of Basketball Ops
Fourth Season

OVERALL RECORD: 15-9 (Home: 10-3; Away: 5-6; Neutral: 0-0)

OHIO VALLEY RECORD: 12-1 (Home: 8-0, Away: 4-1)

Date	Opponent	W/L	Score	Record (OVC)	High Points	High Rebounds	High Assists	High Steals	High Blocks	Attend.
Nov. 10	Arkansas-Pine Bluff	W	60-56	1-0 (0-0)	Metcalfe (16)	Harris-Smith (11)	Harris-Smith (6)	Harvey/Lee (2)	Metcalfe (1)	2,522
Nov. 13	Ole Miss	L	40-58	1-1 (0-0)	Harvey (13)	Harris-Smith (8)	Harris-Smith (7)	Five players (1)	Metcalfe/Triplett (1)	3,255
Nov. 20	Arkansas	L	49-93	1-2 (0-0)	Harvey (14)	Harris-Smith (5)	Harris-Smith (6)	Harvey (2)	None	2,879
Nov. 23	Oral Roberts	L	62-74	1-3 (0-0)	Abiola/Lee (16)	Francis (15)	Harvey (4)	Harris-Smith (3)	Metcalfe (2)	1,531
Nov. 30	at Auburn	L	48-70	1-4 (0-0)	Lee (10)	Triplett (9)	Harris-Smith (4)	Three players (1)	Metcalfe (1)	1,855
Dec. 3	at Central Arkansas %	L (OT)	49-53	1-5 (0-0)	Metcalfe (18)	Metcalfe (8)	Harris-Smith (7)	Henry (2)	Abiola/Metcalfe (1)	712
Dec. 6	Texas A&M	W	42-38	2-5 (0-0)	Metcalfe (10)	Harris-Smith (11)	Harris-Smith (4)	Harris-Smith (2)	Metcalfe (2)	1,631
Dec. 11	at Western Kentucky	L	25-48	2-6 (0-0)	Lee (12)	Francis (8)	Harris-Smith/Harvey (4)	Harris-Smith (4)	Francis/Metcalfe (1)	738
Dec. 15	at Alabama	L	44-69	2-7 (0-0)	Lee (16)	Francis (5)	Harris-Smith (6)	Brooks (3)	Metcalfe/Triplett (1)	1,807
Dec. 18	Arkansas State	W	60-44	3-7 (0-0)	Harvey/Metcalfe (17)	Harris-Smith (9)	Harris-Smith (8)	Lee (4)	Metcalfe (5)	1,831
Dec. 21	at Missouri State	L	48-55	3-8 (0-0)	Lee (17)	Francis (6)	Harris-Smith (2)	Seven players (1)	Harvey (2)	1,039
Dec. 29	UT Martin*\$	W	45-44	4-8 (1-0)	Kourouma (14)	Francis (8)	Harris-Smith (6)	Brooks (4)	Three players (1)	2,709
Dec. 31	at Tennessee State*	W	64-57	5-8 (2-0)	Kourouma (15)	Francis (9)	Harris-Smith (8)	Harris-Smith (3)	Metcalfe (3)	590
Jan. 4	Lindenwood*	W	62-38	6-8 (3-0)	Francis (22)	Francais (8)	Harris-Smith (5)	Metcalfe (3)	Harvey (2)	1,983
Jan. 7	Southeast Missouri*	W	65-45	7-8 (4-0)	Kourouma (30)	Kourouma (7)	Harris-Smith (7)	Harris-Smith (3)	Metcalfe (3)	2,135
Jan. 12	at Southern Indiana*	W	47-44	8-8 (5-0)	Kourouma (20)	Harris-Smith (10)	Harvey (4)	Brooks (5)	Kourouma/Metcalfe (3)	1,796
Jan. 14	at Eastern Illinois*	L	33-44	8-9 (5-1)	Harvey (12)	Harris-Smith (14)	Brooks/Harris-Smith (3)	Harris-Smith (2)	Three players (1)	587
Jan. 19	Tennessee Tech*	W	61-45	9-9 (6-1)	Kourouma (22)	Kourouma (9)	Harris-Smith (10)	Kourouma (3)	Kourouma (3)	2,509
Jan. 21	Tennessee State*	W	42-36	10-9 (7-1)	Kourouma (25)	Francis (13)	Brooks/Harris-Smith (4)	Harris-Smith (3)	Francis (1)	3,446
Jan. 26	at Morehead State*	W	58-45	11-9 (8-1)	Harvey (19)	Harris-Smith (7)	Brooks (6)	Kourouma (3)	Brooks/Kourouma (1)	680
Jan. 28	at Tennessee Tech*	W	66-63	12-9 (9-1)	Francis (19)	Harris-Smith (7)	Harris-Smith (9)	Harris-Smith (4)	None	1,188
Feb. 2	at Southeast Missouri*	W	58-39	13-9 (10-1)	Lee (21)	Kourouma (19)	Harris-Smith (8)	Francis/Lee (1)	Harris-Smith/Kourouma (1)	690
Feb. 4	SIUE*	W	76-59	14-9 (11-1)	Harvey (19)	Kourouma (10)	Kourouma/Harris-Smith (5)	Kourouma (4)	Kourouma (2)	2,752
Feb. 9	Morehead State*	W	61-46	15-9 (12-1)	Harvey (16)	Brooks/Francis (5)	Lee (4)	Kourouma/Lee (2)	None	3,777
Feb. 11	at UT Martin*									
Feb. 16	Southern Indiana*									
Feb. 18	Eastern Illinois*									
Feb. 23	at SIUE*									
Feb. 25	at Lindenwood*									

* - denotes Ohio Valley Conference game

% - Governor's I-40 Showdown presented by Arkansas Blue Cross/Blue Shield

\$ - at Simmons Bank Arena (North Little Rock, Ark.)

& - Ohio Valley Conference Tournament (Ford Center, Evansville, Ind.)

LITTLE ROCK WIN/LOSS MARGIN

	1	2	3	4	5	6	7	8	9	10	11	12	13	14	15	16	17	18	19	20-24	25+
WIN	1		2	2		1	1						1		1	2	1		1	2	
LOSS				1			1				1	1						1		1	3

Game Records

Record	Overall	Home	Away	Neutral
ALL GAMES	15-9	10-3	5-6	0-0
CONFERENCE	12-1	7-0	5-1	0-0
NON-CONFERENCE	3-8	3-3	0-5	0-0

Score by Periods

Team	1st	2nd	3rd	4th	OT	TOT
Little Rock	283	326	323	327	6	1265
Opponents	277	305	359	312	10	1263

Team Box Score

No. Player					Total		3-Point		F-Throw		Rebounds													
		GP-GS	MIN	AVG	FG-FGA	FG%	3FG-3FGA	3FG%	FT-FTA	FT%	OFF	DEF	TOT	AVG	PF	DQ	A	TO	BLK	STL	PTS	AVG		
2	KOUROUMA, Sali	12-3	312:46	26.1	67-173	.387	7-33	.212	43-65	.662	28	58	86	7.2	20	0	14	15	12	24	184	15.3		
12	HARVEY, Tia	23-23	717:22	31.2	92-258	.357	3-21	.143	38-63	.603	15	50	65	2.8	59	0	44	52	6	16	225	9.8		
11	LEE, Faith	24-21	633:03	26.4	91-221	.412	0-6	.000	50-76	.658	28	38	66	2.8	70	1	28	66	2	20	232	9.7		
34	FRANCIS, Angelique	22-17	710:45	32.3	63-120	.525	0-0	.000	50-72	.694	51	89	140	6.4	59	1	21	36	4	16	176	8.0		
32	METCALFE, Nikki	24-10	476:20	19.8	62-165	.376	1-9	.111	19-19	1.000	22	54	76	3.2	34	0	10	18	25	8	144	6.0		
3	BROOKS, Jayla	21-20	683:57	32.6	40-114	.351	0-12	.000	31-49	.633	11	52	63	3.0	57	2	49	38	2	26	111	5.3		
10	HARRIS-SMITH, Jaiyah	24-24	896:55	37.4	45-127	.354	2-5	.400	32-55	.582	38	116	154	6.4	54	0	123	77	2	35	124	5.2		
0	ABIOLA, Toyosi	12-1	134:25	11.2	10-41	.244	4-21	.190	10-14	.714	2	12	14	1.2	9	0	2	8	1	6	34	2.8		
4	HENRY, Sha'Nequa	10-1	105:06	10.5	9-37	.243	0-2	.000	3-6	.500	7	10	17	1.7	7	0	4	7	0	8	21	2.1		
22	TRIPPLET, Mesi	14-0	128:38	9.2	4-21	.190	0-0	.000	4-10	.400	9	21	30	2.1	17	0	3	9	4	4	12	0.9		
5	HOHENECKER, Hailey	5-0	12:46	2.6	0-2	.000	0-0	.000	2-2	1.000	0	1	1	0.2	3	0	0	1	0	0	2	0.4		
1	HANNA, Mira	4-0	11:27	2.9	0-1	.000	0-0	.000	0-0	.000	0	1	1	0.3	0	0	0	2	0	0	0	0.0		
Team											42	61	103					19						
Total		24	4823		483-1280	.377	17-109	.156	282-431	.654	253	563	816	34.0	389	4	298	348	58	163	1265	52.7		
Opponents		24	4825		453-1260	.360	104-391	.266	253-345	.733	274	615	889	37.0	418	5	199	437	64	131	1263	52.6		

Team Statistics

	LR	OPP
Scoring	1265	1263
Points per game	52.7	52.6
Scoring margin	+0.1	-
Field goals-att	483-1280	453-1260
Field goal pct	.377	.360
3 point fg-att	17-109	104-391
3-point FG pct	.156	.266
3-pt FG made per game	0.7	4.3
Free throws-att	282-431	253-345
Free throw pct	.654	.733
F-Throws made per game	11.8	10.5
Rebounds	816	889
Rebounds per game	34.0	37.0
Rebounding margin	-3.0	-
Assists	298	199
Assists per game	12.4	8.3
Turnovers	348	437
Turnovers per game	14.5	18.2
Turnover margin	+3.7	-
Assist/turnover ratio	0.9	0.5
Steals	163	131
Steals per game	6.8	5.5
Blocks	58	64
Blocks per game	2.4	2.7
Winning streak	7	-
Home win streak	9	-
Attendance	32960	11682
Home games-Avg/Game	13-2535	11-1062
Neutral site-Avg/Game	-	0-0

Team Results

Date	Opponent	Score	Att.
11/10/2022	Ark.-Pine Bluff	W 60-56	2522
11/13/2022	Ole Miss	L 40-58	3255
11/20/2022	Arkansas	L 49-93	2879
11/23/2022	Oral Roberts	L 62-74	1531
11/30/2022	at Auburn	L 48-70	1855
12/03/2022	at Central Ark.	Lot 49-53	712
12/06/2022	Texas A&M	W 42-38	1631
12/11/2022	at Western Ky.	L 25-48	738
12/15/2022	at Alabama	L 44-69	1807
12/18/2022	Arkansas St.	W 60-44	1831
12/21/2022	at Missouri St.	L 48-55	1039
12/29/2022	UT Martin	W 45-44	2709
12/31/2022	at Tennessee St.	W 64-57	590
01/04/2023	Lindenwood	W 62-38	1983
01/07/2023	Southeast Mo. St.	W 65-45	2135
01/12/2023	at Southern Ind.	W 47-44	1796
01/14/2023	at Eastern Ill.	L 33-44	587
01/19/2023	Tennessee Tech	W 61-45	2509
01/21/2023	Tennessee St.	W 42-36	3446
01/26/2023	at Morehead St.	W 58-45	680
01/28/2023	at Tennessee Tech	W 66-63	1188
02/02/2023	at Southeast Mo. St.	W 58-39	690
02/04/2023	SIUE	W 76-59	2752
02/09/2023	Morehead St.	W 61-46	3777



Summary

Player	Overall Statistics										Conference Statistics									
	GP-GS	MIN/G	FG%	3FG%	FT%	R/G	A/G	STL	BLK	PTS/G	GP-GS	MIN/G	FG%	3FG%	FT%	R/G	A/G	STL	BLK	PTS/G
KOUROUMA, Sali	12-3	26.1	.387	.212	.662	7.2	1.2	24	12	15.3	12-3	26.1	.387	.212	.662	7.2	1.2	24	12	15.3
HARVEY, Tia	23-23	31.2	.357	.143	.603	2.8	1.9	16	6	9.8	12-12	31.3	.379	.200	.704	2.8	2.3	6	4	9.6
LEE, Faith	24-21	26.4	.412	.000	.658	2.8	1.2	20	2	9.7	13-10	24.0	.411	.000	.667	2.5	1.3	8	2	8.8
FRANCIS, Angelique	22-17	32.3	.525	.000	.694	6.4	1.0	16	4	8.0	13-13	34.8	.529	.000	.800	6.5	1.1	11	3	9.5
METCALFE, Nikki	24-10	19.8	.376	.111	1.000	3.2	0.4	8	25	6.0	13-1	10.9	.378	.000	1.000	2.0	0.4	6	10	3.2
BROOKS, Jayla	21-20	32.6	.351	.000	.633	3.0	2.3	26	2	5.3	13-13	35.8	.378	.000	.727	3.4	2.6	18	2	6.6
HARRIS-SMITH, Jaiyah	24-24	37.4	.354	.400	.582	6.4	5.1	35	2	5.2	13-13	37.7	.429	.333	.565	6.5	5.4	20	2	5.2
ABIOLA, Toyosi	12-1	11.2	.244	.190	.714	1.2	0.2	6	1	2.8	2-0	2.3	.000	.000	.000	0.0	0.0	0	0	0.0
HENRY, Sha'Nequa	10-1	10.5	.243	.000	.500	1.7	0.4	8	0	2.1	2-0	2.1	.000	.000	.000	0.0	0.0	0	0	0.0
TRIPLETT, Mesi	14-0	9.2	.190	.000	.400	2.1	0.2	4	4	0.9	5-0	5.2	.125	.000	.250	2.2	0.2	2	2	0.6
HOHENECKER, Hailey	5-0	2.6	.000	.000	1.000	0.2	0.0	0	0	0.4	4-0	2.7	.000	.000	1.000	0.3	0.0	0	0	0.5
HANNA, Mira	4-0	2.9	.000	.000	.000	0.3	0.0	0	0	0.0	2-0	3.0	.000	.000	.000	0.0	0.0	0	0	0.0
Totals	24		.377	.156	.654	34.0	12.4	163	58	52.7	13		.404	.161	.697	34.6	14.1	95	37	56.8
Opponent	24		.360	.266	.733	37.0	8.3	131	64	52.6	13		.324	.250	.778	33.7	7.4	61	24	46.5

Scoring

Player	Overall Statistics										Conference Statistics									
	FG-FGA	FG%	3FG-3FGA	3FG%	FT-FTA	FT%	PTS	PTS/G			FG-FGA	FG%	3FG-3FGA	3FG%	FT-FTA	FT%	PTS	PTS/G		
KOUROUMA, Sali	67-173	.387	7-33	.212	43-65	.662	184	15.3			67-173	.387	7-33	.212	43-65	.662	184	15.3		
HARVEY, Tia	92-258	.357	3-21	.143	38-63	.603	225	9.8			47-124	.379	2-10	.200	19-27	.704	115	9.6		
LEE, Faith	91-221	.412	0-6	.000	50-76	.658	232	9.7			44-107	.411	0-3	.000	26-39	.667	114	8.8		
FRANCIS, Angelique	63-120	.525	0-0	.000	50-72	.694	176	8.0			46-87	.529	0-0	.000	32-40	.800	124	9.5		
METCALFE, Nikki	62-165	.376	1-9	.111	19-19	1.000	144	6.0			17-45	.378	0-2	.000	8-8	1.000	42	3.2		
BROOKS, Jayla	40-114	.351	0-12	.000	31-49	.633	111	5.3			31-82	.378	0-10	.000	24-33	.727	86	6.6		
HARRIS-SMITH, Jaiyah	45-127	.354	2-5	.400	32-55	.582	124	5.2			27-63	.429	1-3	.333	13-23	.565	68	5.2		
ABIOLA, Toyosi	10-41	.244	4-21	.190	10-14	.714	34	2.8			0-0	.000	0-0	.000	0-0	.000	0	0.0		
HENRY, Sha'Nequa	9-37	.243	0-2	.000	3-6	.500	21	2.1			0-1	.000	0-1	.000	0-0	.000	0	0.0		
TRIPLETT, Mesi	4-21	.190	0-0	.000	4-10	.400	12	0.9			1-8	.125	0-0	.000	1-4	.250	3	0.6		
HOHENECKER, Hailey	0-2	.000	0-0	.000	2-2	1.000	2	0.4			0-2	.000	0-0	.000	2-2	1.000	2	0.5		
HANNA, Mira	0-1	.000	0-0	.000	0-0	.000	0	0.0			0-1	.000	0-0	.000	0-0	.000	0	0.0		
Totals	483-1280	.377	17-109	.156	282-431	.654	1265	52.7			280-693	.404	10-62	.161	168-241	.697	738	56.8		
Opponent	453-1260	.360	104-391	.266	253-345	.733	1263	52.6			210-649	.324	52-208	.250	133-171	.778	605	46.5		

Totals

Player	Overall Statistics										Conference Statistics									
	O-REB	D-REB	TOTAL	PF	FO	A	TO	A/TO	HI	PTS	O-REB	D-REB	TOTAL	PF	FO	A	TO	A/TO	HI	PTS
KOUROUMA, Sali	28	58	86	20	0	14	15	0.9	30		28	58	86	20	0	14	15	0.9	30	
HARVEY, Tia	15	50	65	59	0	44	52	0.8	19		7	26	33	36	0	28	19	1.5	19	
LEE, Faith	28	38	66	70	1	28	66	0.4	21		15	18	33	29	0	17	30	0.6	21	
FRANCIS, Angelique	51	89	140	59	1	21	36	0.6	22		31	53	84	35	0	14	19	0.7	22	
METCALFE, Nikki	22	54	76	34	0	10	18	0.6	18		8	18	26	13	0	5	4	1.3	12	
BROOKS, Jayla	11	52	63	57	2	49	38	1.3	15		7	37	44	32	1	34	22	1.5	15	
HARRIS-SMITH, Jaiyah	38	116	154	54	0	123	77	1.6	11		19	65	84	27	0	70	29	2.4	10	
ABIOLA, Toyosi	2	12	14	9	0	2	8	0.3	16		0	0	0	1	0	0	2	0.0	0	
HENRY, Sha'Nequa	7	10	17	7	0	4	7	0.6	8		0	0	0	1	0	0	0	0.0	0	
TRIPLETT, Mesi	9	21	30	17	0	3	9	0.3	3		6	5	11	6	0	1	3	0.3	2	
HOHENECKER, Hailey	0	1	1	3	0	0	1	0.0	2		0	1	1	2	0	0	1	0.0	2	
HANNA, Mira	0	1	1	0	0	0	2	0.0	0		0	0	0	0	0	0	2	0.0	0	
Totals	253	563	816	389	4	298	348	0.9	76		136	314	450	202	1	183	157	1.2	76	
Opponent	274	615	889	418	5	199	437	0.5	93		131	307	438	224	3	96	232	0.4	63	

Summary

	Season Statistics										Career Statistics									
Player	GP-GS	MIN/G	FG%	3FG%	FT%	R/G	A/G	STL	BLK	PTS/G	GP-GS	MIN/G	FG%	3FG%	FT%	R/G	A/G	STL	BLK	PTS/G
ABIOLA, Toyosi	12-1	11.2	.244	.190	.714	1.2	0.2	6	1	2.8	49-31	24.6	.309	.263	.719	2.0	0.9	35	1	7.8
BROOKS, Jayla	21-20	32.6	.351	.000	.633	3.0	2.3	26	2	5.3	25-20	29.3	.344	.111	.633	2.6	2.0	27	2	4.8
FRANCIS, Angelique	22-17	32.3	.525	.000	.694	6.4	1.0	16	4	8.0	101-40	22.5	.517	.500	.692	4.6	0.6	46	11	4.4
HANNA, Mira	4-0	2.9	.000	.000	.000	0.3	0.0	0	0	0.0	4-0	2.9	.000	.000	.000	0.3	0.0	0	0	0.0
HARRIS-SMITH, Jaiyah	24-24	37.4	.354	.400	.582	6.4	5.1	35	2	5.2	42-24	23.4	.333	.222	.561	4.0	3.2	39	2	3.0
HARVEY, Tia	23-23	31.2	.357	.143	.603	2.8	1.9	16	6	9.8	70-50	25.9	.339	.242	.626	2.5	2.1	48	18	6.6
HENRY, Sha'Nequa	10-1	10.5	.243	.000	.500	1.7	0.4	8	0	2.1	10-1	10.5	.243	.000	.500	1.7	0.4	8	0	2.1
HOHENECKER, Hailey	5-0	2.6	.000	.000	1.000	0.2	0.0	0	0	0.4	13-0	3.1	.214	.000	1.000	0.2	0.3	0	0	0.6
KOUROUMA, Sali	12-3	26.1	.387	.212	.662	7.2	1.2	24	12	15.3	34-21	29.5	.396	.269	.694	6.4	0.8	53	23	17.3
LEE, Faith	24-21	26.4	.412	.000	.658	2.8	1.2	20	2	9.7	24-21	26.4	.412	.000	.658	2.8	1.2	20	2	9.7
METCALFE, Nikki	24-10	19.8	.376	.111	1.000	3.2	0.4	8	25	6.0	68-45	23.4	.456	.067	.794	4.9	0.4	32	124	8.1
TRIPLETT, Mesi	14-0	9.2	.190	.000	.400	2.1	0.2	4	4	0.9	14-0	9.2	.190	.000	.400	2.1	0.2	4	4	0.9

Scoring

Player	Season Statistics								Career Statistics							
	FG-FGA	FG%	3FG-3FGA	3FG%	FT-FTA	FT%	PTS	PTS/G	FG-FGA	FG%	3FG-3FGA	3FG%	FT-FTA	FT%	PTS	PTS/G
ABIOLA, Toyosi	10-41	.244	4-21	.190	10-14	.714	34	2.8	131-424	.309	49-186	.263	69-96	.719	380	7.8
BROOKS, Jayla	40-114	.351	0-12	.000	31-49	.633	111	5.3	44-128	.344	2-18	.111	31-49	.633	121	4.8
FRANCIS, Angelique	63-120	.525	0-0	.000	50-72	.694	176	8.0	154-298	.517	2-4	.500	139-201	.692	449	4.4
HANNA, Mira	0-1	.000	0-0	.000	0-0	.000	0	0.0	0-1	.000	0-0	.000	0-0	.000	0	0.0
HARRIS-SMITH, Jaiyah	45-127	.354	2-5	.400	32-55	.582	124	5.2	47-141	.333	2-9	.222	32-57	.561	128	3.0
HARVEY, Tia	92-258	.357	3-21	.143	38-63	.603	225	9.8	183-540	.339	16-66	.242	82-131	.626	464	6.6
HENRY, Sha'Nequa	9-37	.243	0-2	.000	3-6	.500	21	2.1	9-37	.243	0-2	.000	3-6	.500	21	2.1
HOHENECKER, Hailey	0-2	.000	0-0	.000	2-2	1.000	2	0.4	3-14	.214	0-5	.000	2-2	1.000	8	0.6
KOUROUMA, Sali	67-173	.387	7-33	.212	43-65	.662	184	15.3	217-548	.396	36-134	.269	118-170	.694	588	17.3
LEE, Faith	91-221	.412	0-6	.000	50-76	.658	232	9.7	91-221	.412	0-6	.000	50-76	.658	232	9.7
METCALFE, Nikki	62-165	.376	1-9	.111	19-19	1.000	144	6.0	236-518	.456	1-15	.067	77-97	.794	550	8.1
TRIPLETT, Mesi	4-21	.190	0-0	.000	4-10	.400	12	0.9	4-21	.190	0-0	.000	4-10	.400	12	0.9

Totals

	Season Statistics								Career Statistics							
Player	O-REB	D-REB	TOTAL	PF	FO	A	TO	A/TO	O-REB	D-REB	TOTAL	PF	FO	A	TO	A/TO
ABIOLA, Toyosi	2	12	14	9	0	2	8	0.3	21	78	99	75	1	45	86	0.5
BROOKS, Jayla	11	52	63	57	2	49	38	1.3	13	53	66	63	2	51	43	1.2
FRANCIS, Angelique	51	89	140	59	1	21	36	0.6	182	285	467	183	4	65	104	0.6
HANNA, Mira	0	1	1	0	0	0	2	0.0	0	1	1	0	0	0	2	0.0
HARRIS-SMITH, Jaiyah	38	116	154	54	0	123	77	1.6	42	124	166	62	0	135	84	1.6
HARVEY, Tia	15	50	65	59	0	44	52	0.8	44	134	178	153	5	145	128	1.1
HENRY, Sha'Nequa	7	10	17	7	0	4	7	0.6	7	10	17	7	0	4	7	0.6
HOHENECKER, Hailey	0	1	1	3	0	0	1	0.0	1	2	3	5	0	4	4	1.0
KOUROUMA, Sali	28	58	86	20	0	14	15	0.9	68	148	216	66	2	28	87	0.3
LEE, Faith	28	38	66	70	1	28	66	0.4	28	38	66	70	1	28	66	0.4
METCALFE, Nikki	22	54	76	34	0	10	18	0.6	108	222	330	138	4	26	59	0.4
TRIPLETT, Mesi	9	21	30	17	0	3	9	0.3	9	21	30	17	0	3	9	0.3



Opponent	Date	Score		0	1	2	3	4	5	10	11	12	22	32
				ABIOLA, TOY	HANNA, MIRA	KOUROUMA, S	BROOKS, JAY	HENRY, SHA	HOHENECKER	HARRIS-SM	LEE, FAITH	HARVEY, TIA	TRIPLETT, M	METCALFE, N
Ark.-Pine Bluff	11/10/2022	60-56	W	8-6-0	DNP	DNP	1-3-2	2-2-0	DNP	7-11-6	14-3-2	12-2-3	0-0-0	16-4-2
Ole Miss	11/13/2022	40-58	L	0-0-0	DNP	DNP	6-2-2	DNP	DNP	11-8-7	8-2-1	13-6-0	2-0-0	0-3-0
Arkansas	11/20/2022	49-93	L	6-1-1	0-1-0	DNP	1-0-0	2-3-0	DNP	7-5-6	5-0-0	14-0-1	0-2-0	12-4-1
Oral Roberts	11/23/2022	62-74	L	16-2-0	DNP	DNP	DNP	0-1-0	DNP	5-5-1	16-5-1	10-3-4	2-1-1	2-7-1
at Auburn	11/30/2022	48-70	L	0-2-1	0-0-0	DNP	DNP	8-5-0	0-0-0	9-7-4	10-2-1	8-4-0	3-9-0	2-4-0
at Central Ark.	12/03/2022	49-53	Lot	2-1-0	DNP	DNP	DNP	7-2-2	DNP	2-3-7	4-4-0	10-4-2	DNP	18-8-0
Texas A&M	12/06/2022	42-38	W	0-0-0	DNP	DNP	9-6-0	0-0-0	DNP	2-11-4	8-2-1	8-6-3	2-1-0	10-4-0
at Western Ky.	12/11/2022	25-48	L	0-0-0	DNP	DNP	2-3-2	2-2-1	DNP	1-5-2	12-4-0	0-0-1	DNP	6-3-0
at Alabama	12/15/2022	44-69	L	DNP	DNP	DNP	2-1-4	0-2-1	DNP	0-4-6	16-1-1	4-0-0	0-2-0	13-4-0
Arkansas St.	12/18/2022	60-44	W	2-0-0	DNP	DNP	2-3-4	DNP	DNP	8-9-8	8-8-3	17-4-1	0-2-0	17-6-1
at Missouri St.	12/21/2022	48-55	L	0-2-0	DNP	DNP	2-1-1	DNP	DNP	4-2-2	17-2-1	14-3-1	0-2-1	6-3-0
UT Martin	12/29/2022	45-44	W	DNP	DNP	14-5-1	2-3-2	DNP	DNP	3-5-6	9-3-0	11-2-1	DNP	0-0-0
at Tennessee St.	12/31/2022	64-57	W	0-0-0	DNP	15-7-4	3-1-1	DNP	DNP	6-6-8	10-6-3	3-2-1	1-1-0	12-0-0
Lindenwood	01/04/2023	62-38	W	0-0-0	0-0-0	6-1-1	12-3-1	0-0-0	0-0-0	6-7-5	12-4-2	0-3-4	2-1-0	2-5-1
Southeast Mo. St.	01/07/2023	65-45	W	DNP	DNP	30-7-1	6-3-4	0-0-0	0-1-0	2-5-7	2-1-0	8-2-2	0-0-0	4-3-0
at Southern Ind.	01/12/2023	47-44	W	DNP	DNP	20-4-0	6-5-1	DNP	DNP	3-10-1	0-1-0	8-4-4	DNP	8-4-1
at Eastern Ill.	01/14/2023	33-44	L	DNP	DNP	DNP	0-2-3	DNP	DNP	5-14-3	7-2-0	12-4-2	0-8-1	2-7-1
Tennessee Tech	01/19/2023	61-45	W	DNP	DNP	22-9-2	13-3-1	DNP	DNP	6-7-10	8-3-1	10-0-3	DNP	2-0-0
Tennessee St.	01/21/2023	42-36	W	DNP	DNP	25-9-0	3-2-4	DNP	DNP	6-5-4	4-4-1	2-0-0	DNP	0-0-0
at Morehead St.	01/26/2023	58-45	W	DNP	DNP	7-5-1	6-0-6	DNP	DNP	10-7-4	10-0-2	19-5-3	DNP	2-0-0
at Tennessee Tech	01/28/2023	66-63	W	DNP	DNP	14-6-1	10-6-3	DNP	DNP	0-7-9	14-1-1	7-3-1	DNP	2-1-2
at Southeast Mo. St.	02/02/2023	58-39	W	DNP	DNP	9-19-1	4-6-3	DNP	0-0-0	8-5-8	21-5-0	DNP	DNP	0-2-0
SIUE	02/04/2023	76-59	W	DNP	0-0-0	10-10-1	15-5-4	DNP	2-0-0	9-2-5	4-1-3	19-5-5	0-1-0	6-4-0
Morehead St.	02/09/2023	61-46	W	DNP	DNP	12-4-1	6-5-1	DNP	DNP	4-4-0	13-2-4	16-3-2	DNP	2-0-0

Opponent	Date	Score		34
				FRANCIS, AN
Ark.-Pine Bluff	11/10/2022	60-56	W	DNP
Ole Miss	11/13/2022	40-58	L	DNP
Arkansas	11/20/2022	49-93	L	2-2-0
Oral Roberts	11/23/2022	62-74	L	11-15-1
at Auburn	11/30/2022	48-70	L	8-5-2
at Central Ark.	12/03/2022	49-53	Lot	6-5-0
Texas A&M	12/06/2022	42-38	W	3-3-0
at Western Ky.	12/11/2022	25-48	L	2-8-1
at Alabama	12/15/2022	44-69	L	9-5-1
Arkansas St.	12/18/2022	60-44	W	6-7-1
at Missouri St.	12/21/2022	48-55	L	5-6-1
UT Martin	12/29/2022	45-44	W	6-8-2
at Tennessee St.	12/31/2022	64-57	W	14-9-0
Lindenwood	01/04/2023	62-38	W	22-8-1
Southeast Mo. St.	01/07/2023	65-45	W	13-3-2
at Southern Ind.	01/12/2023	47-44	W	2-6-0
at Eastern Ill.	01/14/2023	33-44	L	7-4-1
Tennessee Tech	01/19/2023	61-45	W	0-8-1
Tennessee St.	01/21/2023	42-36	W	2-13-1
at Morehead St.	01/26/2023	58-45	W	4-6-1
at Tennessee Tech	01/28/2023	66-63	W	19-4-2
at Southeast Mo. St.	02/02/2023	58-39	W	16-5-1
SIUE	02/04/2023	76-59	W	11-5-1
Morehead St.	02/09/2023	61-46	W	8-5-1



2022-23 STATISTICAL COMPARISON

DATE	OPPONENT	FG-FGA	PCT.	3P-3PA	PCT.	FT-FTA	PCT.	OR-DR-RB	PF	A	T	S	B	1Q	2Q	1H	3Q	4Q	2H	OT	PTS
11/10/22	Little Rock	21-54	.389	2-7	.286	16-32	.500	10-28-38	19	15	16	6	1	16	18	34	9	17	26	-	60
Att: 2,522	Arkansas-Pine Bluff	20-58	.345	5-25	.200	11-20	.550	13-31-44	26	11	21	4	6	15	17	32	11	13	24	-	56
11/13/22	Little Rock	17-45	.378	2-4	.500	4-7	.571	4-21-25	13	10	20	5	2	14	4	18	16	6	22	-	40
Att: 3,255	Ole Miss	24-56	.429	6-24	.250	4-8	.500	12-26-38	10	10	18	8	3	13	12	25	18	15	33	-	58
11/20/22	Little Rock	19-63	.302	1-7	.143	10-17	.588	7-16-23	23	9	16	5	0	10	9	19	7	23	30	-	49
Att: 2,879	Arkansas	30-48	.625	10-19	.526	23-30	.767	5-40-45	22	16	22	3	2	20	24	44	25	24	49	-	93
11/23/22	Little Rock	22-69	.319	1-13	.077	17-23	.739	21-22-43	14	9	12	7	2	13	13	26	18	18	36	-	62
Att: 1,531	Oral Roberts	28-64	.438	6-18	.333	12-16	.750	15-32-47	19	13	15	7	2	17	20	37	17	20	37	-	74
11/30/22	Little Rock	18-61	.295	0-3	.000	12-21	.571	17-31-48	17	8	17	3	1	8	16	24	10	14	24	-	48
Att: 1,855	at Auburn	28-68	.412	4-11	.364	10-14	.714	11-30-41	17	6	9	8	1	22	15	37	21	12	33	-	70
12/3/22	Little Rock	20-54	.370	0-1	.000	9-12	.750	13-20-33	10	11	21	5	2	12	9	21	10	12	22	6	49
Att: 712	at Central Arkansas	24-49	.490	2-6	.333	3-4	.750	6-22-28	13	6	23	7	3	11	13	24	13	6	19	10	53
12/6/22	Little Rock	17-52	.327	0-3	.000	8-16	.500	15-23-38	14	8	20	4	2	11	14	25	8	16	17	-	42
Att: 1,631	Texas A&M	15-53	.283	4-19	.211	4-7	.571	16-26-42	22	9	24	3	4	7	7	14	8	16	38	-	38
12/11/22	Little Rock	11-44	.250	0-2	.000	3-12	.250	9-21-30	19	7	20	11	2	6	6	12	8	5	13	-	25
Att: 738	at Western Kentucky	17-52	.327	3-20	.150	11-15	.733	16-28-44	9	7	20	9	1	11	12	23	15	10	25	-	48
12/15/22	Little Rock	17-48	.354	1-1	1.000	9-14	.643	7-15-22	21	13	20	10	2	10	4	14	15	15	30	-	44
Att: 1,807	at Alabama	24-51	.471	9-21	.429	12-20	.600	15-26-41	17	11	21	9	6	13	21	34	21	14	35	-	69
12/18/22	Little Rock	24-52	.462	0-3	.000	12-19	.632	8-34-42	15	18	16	5	5	9	15	24	22	14	36	-	60
Att: 1,831	Arkansas State	15-60	.250	1-11	.091	13-16	.813	14-25-39	24	6	16	6	2	11	9	20	10	14	24	-	44
12/21/22	Little Rock	17-45	.378	0-3	.000	14-17	.824	6-19-25	22	7	13	7	2	8	8	16	10	22	32	-	48
Att: 1,039	at Missouri State	18-52	.346	2-9	.222	17-24	.708	19-22-41	15	8	16	5	3	5	12	17	17	21	38	-	55
12/29/22	Little Rock	17-48	.354	3-11	.273	8-16	.500	7-23-30	13	12	9	8	3	7	24	31	5	9	14	-	45
Att: 2,709	UT Martin	16-44	.364	5-12	.417	7-11	.636	6-28-34	13	10	15	2	1	11	7	18	14	12	26	-	44
12/31/22	Little Rock	26-50	.520	0-3	.000	12-16	.750	9-24-33	21	17	22	9	3	13	14	27	20	17	37	-	64
Att: 590	at Tennessee State	18-45	.400	1-5	.200	20-26	.769	6-15-21	17	5	20	10	0	10	17	27	13	17	30	-	57
1/5/23	Little Rock	27-62	.435	0-3	.000	8-10	.800	18-17-35	13	15	88	7	4	17	12	29	25	8	33	-	62
Att: 1,983	Lindenwood	13-34	.382	4-11	.364	8-13	.615	6-17-23	15	5	22	3	3	5	7	12	10	16	26	-	38
1/7/23	Little Rock	21-53	.396	2-7	.286	21-25	.840	7-22-29	16	16	15	12	5	17	17	34	20	11	31	-	65
Att: 2,135	Southeast Missouri	16-52	.308	4-15	.267	9-14	.643	15-27-42	21	4	28	5	3	8	15	23	9	13	22	-	45
1/12/23	Little Rock	18-54	.333	1-7	.143	10-17	.588	12-25-37	12	7	15	10	6	13	14	27	8	12	20	-	47
Att: 1,796	at Southern Indiana	15-57	.263	7-21	.333	7-9	.778	19-28-47	15	12	23	5	4	8	19	27	13	4	17	-	44
1/14/23	Little Rock	14-58	.241	0-7	.000	5-11	.455	13-31-44	15	11	10	5	3	7	10	17	8	8	16	-	33
Att: 587	at Eastern Illinois	18-57	.316	1-15	.067	7-9	.778	10-34-44	12	7	11	3	2	13	8	21	8	15	23	-	44
1/19/23	Little Rock	25-56	.446	3-8	.375	8-15	.533	7-28-35	20	18	9	4	3	13	18	31	16	14	30	-	61
Att: 2,509	Tennessee Tech	14-49	.286	2-14	.143	15-17	.882	8-27-35	17	8	15	3	1	14	12	26	6	13	19	-	45
1/21/23	Little Rock	17-60	.283	1-6	.167	7-14	.500	17-24-41	14	10	13	9	1	4	13	17	14	11	25	-	42
Att: 3,446	Tennessee State	14-42	.333	0-4	.000	8-11	.727	6-31-37	19	1	21	3	4	6	7	13	17	6	23	-	36
1/26/23	Little Rock	24-48	.500	0-2	.000	10-11	.909	6-22-28	12	17	12	6	2	20	12	32	13	13	26	-	58
Att: 680	at Morehead State	17-50	.340	8-25	.320	3-3	1.000	10-18-28	15	10	19	6	1	13	7	20	18	7	25	-	45
1/28/23	Little Rock	24-54	.444	0-1	.000	18-20	.900	6-26-32	22	19	7	11	0	12	19	31	14	21	35	-	66
Att: 1,188	at Tennessee Tech	20-54	.370	6-21	.286	17-18	.944	8-25-33	16	13	12	4	2	9	12	21	26	16	42	-	63
2/2/23	Little Rock	19-50	.380	0-4	.000	20-29	.690	17-25-42	10	13	16	2	2	14	16	30	13	15	28	-	58
Att: 690	at Southeast Missouri	16-62	.258	2-24	.083	5-6	.833	10-14-24	26	6	14	10	2	17	4	21	14	4	18	-	39
2/4/23	Little Rock	28-52	.538	0-1	.000	20-33	.606	9-30-39	19	19	11	6	5	15	25	40	18	18	36	-	76
Att: 2,572	SIUE	17-65	.262	7-24	.292	19-21	.857	20-21-41	20	10	12	5	1	10	5	15	27	17	44	-	59
2/9/23	Little Rock	20-48	.417	0-2	.000	21-24	.875	8-17-25	15	9	10	6	0	14	16	30	15	16	31	-	61
Att: 3,777	Morehead State	16-38	.421	5-17	.294	9-13	.692	7-22-29	20	5	20	2	0	8	23	31	8	7	15	-	46
2/11/23	Little Rock																				
Att: -	at UT Martin																				
2/16/23	Little Rock																				
Att: -	Southern Indiana																				
2/18/23	Little Rock																				
Att: -	Eastern Illinois																				
2/23/23	Little Rock																				
Att: -	at SIUE																				
2/25/23	Little Rock																				
Att: -	at Lindenwood																				



TEAM HIGHS / LOWS

LITTLE ROCK HIGH	LITTLE ROCK LOW	CATEGORY	OPPONENT HIGH	OPPONENT LOW
76, SIUE (2/4/23)	25, at Western Kentucky (12/11/22)	POINTS	93, ARKANSAS (11/20/22)	36, TENNESSEE STATE (1/21/23)
28, SIUE (2/4/23)	11, at Western Kentucky (12/11/22)	FIELD GOALS MADE	30, ARKANSAS (11/20/22)	13, LINDENWOOD (1/4/23)
69, ORAL ROBERTS (11/23/22)	44, at Western Kentucky (12/11/22)	FIELD GOAL ATTEMPTS	68, at Auburn (11/30/22)	34, LINDENWOOD (1/4/23)
.538 (28-52), SIUE (2/4/23)	.241 (14-58), at Eastern Ill. (1/14/23)	FIELD GOAL PERCENTAGE	.625 (30-48), ARKANSAS (11/20/22)	.250 (15-60), ARK ST (12/18/22)
3, UT MARTIN (12/29/22)	0, 14x; Last: MOREHEAD ST (2/9/23)	3 PT FIELD GOALS MADE	10, ARKANSAS (11/20/22)	0, TENNESSEE STATE (1/21/23)
3, TENNESSEE TECH (1/19/23)				
13, ORAL ROBERTS (11/23/22)	1, 4x; Last: SIUE (2/4/23)	3 PT FG ATTEMPTS	25, UAPB (11/10/22)	4, TENNESSEE STATE (1/21/23)
1.000 (1-1), at Alabama (12/15/22)	.000, 14x; Last: MOREHEAD ST (2/9/23)	3 PT FG PERCENTAGE	.526 (10-19), ARKANSAS (11/20/22)	.000 (0-4), TENNESSEE ST (1/21/23)
21, SOUTHEAST MISSOURI (1/7/23)	3, at Western Kentucky (12/11/22)	FREE THROWS MADE	23, ARKANSAS (11/20/22)	3, at Central Ark. (12/3/22)
21, MOREHEAD STATE (2/9/23)				3, at Morehead State (1/26/23)
33, SIUE (2/4/23)	7, OLE MISS (11/13/22)	FREE THROW ATTEMPTS	30, ARKANSAS (11/20/22)	3, at Morehead State (1/26/23)
.909 (10-11), at Morehead St (1/26/23)	.250 (3-12), at Western Ky. (12/11/22)	FREE THROW PERCENTAGE	1.000 (3-3), at Morehead State (1/26/23)	.500 (4-8), OLE MISS (11/13/22)
43, ORAL ROBERTS (11/23/22)	22, at Alabama (12/15/22)	REBOUNDS	47, ORAL ROBERTS (11/23/22)	21, at Tennessee State (12/31/22)
			47, at Southern Indiana (1/12/23)	
19, at Tennessee Tech (1/28/23)	7, at Western Kentucky (12/11/22)	ASSISTS	16, ARKANSAS (11/20/22)	1, TENNESSEE STATE (1/21/23)
19, SIUE (2/4/23)	7, at Missouri State (12/21/22)			
	7, at Southern Indiana (1/12/23)			
12, SOUTHEAST MISSOURI (1/7/23)	2, at Southeast Missouri (2/2/23)	STEALS	10, at Tennessee State (12/31/22)	2, UT MARTIN (12/29/22)
			10, at Southeast Missouri (2/2/23)	2, MOREHEAD STATE (2/9/23)
6, at Southern Indiana (1/12/23)	0, ARKANSAS (11/20/22)	BLOCKED SHOTS	8, at Auburn (11/30/22)	0, at Tennessee State (12/31/22)
	0, at Tennessee Tech (1/28/23)			0, MOREHEAD STATE (2/9/23)
	0, MOREHEAD STATE (2/9/23)			
22, at Tennessee State (12/31/22)	7, at Tennessee Tech (1/28/23)	TURNOVERS	28, SOUTHEAST MISSOURI (1/7/23)	9, at Auburn (11/30/22)
23, ARKANSAS (11/20/22)	10, at Central Ark. (12/3/22)	FOULS	26, UAPB (11/10/22)	9, at Western Kentucky (12/11/22)
	10, at Southeast Missouri (2/2/23)		26, at Southeast Missouri (2/2/23)	

INDIVIDUAL HIGHS

LITTLE ROCK	CATEGORY	OPPONENT
30, Sali Kourouma vs. SOUTHEAST MISSOURI (1/7/23)	Points	22, Chrissy Carr vs. ARKANSAS (11/20/22)
		22, Hannah Cooper vs. ORAL ROBERTS (11/23/22)
		22, Erica Haynes-Overton at Tennessee State (12/31/22)
10, Sali Kourouma vs. SOUTHEAST MISSOURI (1/7/23)	Field Goals Made	8, Hannah Cooper vs. ORAL ROBERTS (11/23/22)
10, Sali Kourouma vs. TENNESSEE STATE (1/21/23)		8, Ariel Walker vs. ORAL ROBERTS (11/23/22)
		8, Honesty Scott-Grayson at Auburn (11/30/22)
26, Sali Kourouma vs. TENNESSEE STATE (1/21/23)	Field Goals Attempted	19, Lariah Washington at Eastern Illinois (1/14/23)
.833 (5-6), Jayla Brooks vs. LINDENWOOD (1/4/23)	FG Pct. (min. 5 made)	1.000 (5-5), Erynn Barnum vs. ARKANSAS (11/20/22)
3, Sali Kourouma vs. TENNESSEE TECH (1/19/23)	3-Pt. FG Made	4, Chrissy Carr vs. ARKANSAS (11/20/22)
		4, Delaney Nix vs. ORAL ROBERTS (11/23/22)
		4, Karley Weathers at Alabama (12/15/22)
		4, Maaliya Owens at Tennessee Tech (1/28/23)
		4, Macy Silvey vs. SIUE (2/4/2023)
6, Toyosi Abiola vs. UAPB (11/10/22)	3-Pt. FG Attempted	12, Maaliya Owens at Tennessee Tech (1/28/23)
6, Toyosi Abiola vs. ARKANSAS (11/20/22)		
6, Toyosi Abiola vs. ORAL ROBERTS (11/23/22)		
6, Sali Kourouma vs. TENNESSEE TECH (1/19/23)		
.500 (3-6), Sali Kourouma vs. TENNESSEE TECH (1/19/23)	3-Pt. FG Pct. (min. 5 attempts)	.667 (4-6), Chrissy Carr vs. ARKANSAS (11/20/22)
		.667 (4-6), Karly Weathers at Alabama (12/15/22)
		.667 (4-6), Macy Silvey vs. SIUE (2/4/2023)
8, Sali Kourouma vs. SOUTHEAST MISSOURI (1/7/23)	Free Throws Made	13, Erica Haynes-Overton at Tennessee State (12/31/22)
10, Jaiyah Harris-Smith vs. UAPB (11/10/22)	Free Throws Attempted	14, Erica Haynes-Overton at Tennessee State (12/31/22)
1.000 (7-7), Angelique Francis at Tennessee Tech (1/28/23)	Free Throw Pct. (min. 5 attempts)	1.000 (5-5), Ajulu Thatha vs. SIUE (2/4/2023)
19, Sali Kourouma at Southeast Missouri (2/2/23)	Rebounds	13, Sara Rodrigues vs. ORAL ROBERTS (11/23/22)
		13, Romi Levy at Auburn (11/30/22)
10, Jaiyah Harris-Smith vs. TENNESSEE TECH (1/19/23)	Assists	8, Hannah Cooper vs. ORAL ROBERTS (11/23/22)
5, Jayla Brooks at Southern Indiana (1/12/23)	Steals	4, Ruthie Udoumoh vs. ORAL ROBERTS (11/23/22)
5, Nikki Metcalfe vs. ARKANSAS STATE (12/18/22)	Blocked Shots	4, Maori Davenport vs. UAPB (11/10/22)
7, Jaiyah Harris-Smith at Central Arkansas (12/3/22)	Turnovers	8, Randrea Wright at Central Arkansas (12/3/22)
7, Jaiyah Harris-Smith vs. SOUTHEAST MISSOURI (1/7/23)		8, Sandra Lin vs. MOREHEAD STATE (2/9/23)
43:02, Angelique Francis at Central Arkansas (12/3/22)	Minutes Played	38:42, Shae Littleford vs. UT MARTIN (12/29/22)
5, Faith Lee at Auburn (11/30/22)	Fouls	5, Sahara Jones vs. TEXAS A&M (12/6/22)
5, Angelique Francis vs. TEXAS A&M (12/6/22)		5, Annaliese Griffin vs. ARKANSAS STATE (12/18/22)
5, Jayla Brooks at Alabama (12/15/22)		5, Kennedy Watkins vs. SOUTHEAST MISSOURI (1/7/23)
5, Jayla Brooks at Tennessee State (12/31/22)		5, Jaiyah Green at Southeast Missouri (2/2/23), Kennedy Watkins at Southeast Missouri (2/2/23)



2022-23 SPECIALTY STATS

Date	Opponent	W/L	Score	LR Big		Opp Big		Ties	Chg	LR in		Opp in		Tied	Pts Off TOs		Paint		2nd Ch		Fast Brk		Bench	
				Lead	Lead	Lead	Lead			Lead	Lead	Lead	Lead		LR	Opp	LR	Opp	LR	Opp	LR	Opp	LR	Opp
Nov. 10	UAPB		60-56	8 (3rd)	4 (2nd)			7	9	27:38	9:46	2:56			18	11	30	26	12	12	16	8	10	20
Nov. 13	Ole Miss	L	40-58	3 (2nd)	19 (4th)			1	4	2:09	37:07	0:44			7	16	24	32	4	13	4	7	2	15
Nov. 20	Arkansas	L	49-93	2 (1st)	45 (4th)			1	1	0:20	37:22	2:18			16	19	16	38	3	10	8	9	10	24
Nov. 23	Oral Roberts	L	62-74	N/A	18 (4th)			0	0	0:00	39:26	0:34			21	15	30	40	12	15	13	11	18	8
Nov. 30	at Auburn	L	48-70	N/A	26 (3rd)			0	0	0:00	39:42	0:18			6	12	28	32	8	8	3	14	13	16
Dec. 3	at Central Arkansas %	L (OT)	49-53	3 (2nd)	10 (3rd)			4	4	7:22	33:16	4:22			12	19	22	34	9	6	2	0	20	20
Dec. 6	Texas A&M	W	42-38	13 (2nd)	1 (1st)			1	2	36:52	0:47	2:21			20	9	22	16	14	6	9	9	11	15
Dec. 11	at Western Kentucky	L	25-48	N/A	23 (4th)			1	0	0:00	38:40	1:20			10	11	14	22	3	7	2	3	4	23
Dec. 15	at Alabama	L	44-69	N/A	30 (4th)			0	0	0:00	39:38	0:22			14	17	18	28	7	9	8	7	9	33
Dec. 18	Arkansas State	W	60-44	20 (4th)	4 (2nd)			5	2	30:59	4:10	4:51			17	8	32	26	5	9	19	7	8	18
Dec. 21	at Missouri State	L	48-55	5 (2nd)	16 (4th)			2	5	10:13	25:14	4:33			15	7	24	22	3	10	6	5	5	15
Dec. 29	UT Martin*^	W	45-44	13 (2nd)	6 (1st)			1	3	26:13	12:21	1:26			10	6	24	18	7	5	9	2	14	2
Dec. 31	at Tennessee State*	W	64-57	9 (4th)	5 (1st)			8	5	25:22	9:23	5:14			19	21	28	24	4	4	7	10	28	5
Jan. 4	Lindenwood*	W	62-38	34 (4th)	N/A			0	0	39:46	0:00	0:14			22	8	37	17	21	4	5	5	10	6
Jan. 7	Southeast Missouri*	W	65-45	24 (4th)	N/A			1	0	39:08	0:00	0:52			33	9	34	20	11	12	14	3	6	16
Jan. 12	at Southern Indiana*	W	47-44	6 (3rd)	7 (4th)			6	8	16:09	19:08	4:43			16	14	22	8	2	11	7	0	8	17
Jan. 14	at Eastern Illinois*	L	33-44	N/A	16 (4th)			3	0	0:00	36:29	3:31			6	7	16	22	8	14	3	3	7	2
Jan. 19	Tennessee Tech*	W	61-45	22 (4th)	2 (1st)			6	5	32:32	3:32	3:06			11	15	22	36	8	3	10	8	13	24
Jan. 21	Tennessee State*	W	42-36	9 (3rd)	4 (1st)			4	5	21:37	13:33	4:50			18	2	24	24	9	7	10	0	25	8
Jan. 26	at Morehead State*	W	58-45	16 (4th)	4 (1st)			1	3	34:27	4:07	1:26			17	6	24	18	6	6	9	4	9	9
Jan. 28	at Tennessee Tech*	W	66-63	12 (3rd)	2 (3rd)			9	14	26:28	8:50	4:22			16	6	32	26	8	6	4	9	16	21
Feb. 2	at Southeast Missouri*	W	58-39	19 (4th)	6 (1st)			2	2	25:13	13:22	1:25			16	17	30	26	9	5	4	8	0	16
Feb. 4	SIUE*	W	76-59	25 (2nd)	1 (1st)			1	2	36:52	1:08	2:00			12	6	38	20	9	20	22	5	18	14
Feb. 9	Morehead State*	W	61-46	15 (4th)	3 (2nd)			3	4	33:50	4:43	1:27			18	5	28	22	10	2	2	3	14	12

* - denotes Ohio Valley Conference game

^ - at Simmons Bank Arena (North Little Rock, Ark.)

& - Ohio Valley Conference Tournament (Ford Center, Evansville, Ind.)

% - Governor's I-40 Showdown presented by Arkansas Blue Cross/Blue Shield

TOP 25 RANKINGS

AP TOP 25

RK	TEAM	RECORD	PTS	PRV
1	South Carolina (28)	23-0	700	1
2	Indiana	22-1	649	4
3	LSU	23-0	643	3
4	UConn	21-3	611	5
5	Iowa	19-4	569	6
6	Stanford	22-3	568	2
7	Utah	20-2	543	7
8	Maryland	19-5	509	8
9	Duke	20-3	448	16
10	Notre Dame	18-4	429	9
11	Virginia Tech	18-4	394	13
12	Michigan	19-5	359	18
13	Ohio State	20-4	337	10
14	North Carolina	17-6	328	11
15	Villanova	20-4	245	19
16	Oklahoma	18-4	241	20
17	Arizona	18-5	233	22
18	UCLA	18-6	201	14
19	Florida State	20-5	187	23
20	Texas	18-6	182	24
21	Iowa State	15-6	168	12
22	NC State	16-6	164	15
23	Gonzaga	22-3	118	17
24	South Florida	22-4	98	25
25	Colorado	18-5	81	NR

Others receiving votes: Baylor 29, Illinois 18, UNLV 14, Tennessee 13, Southern Cal 8, Middle Tennessee 8, Florida Gulf Coast 2, Louisville 2, Cleveland State 1

USA TODAY COACHES TOP 25

RK	TEAM (RECORD)	PTS	PRV	1st
1	South Carolina (23-0)	800	1	32
2	LSU (23-0)	754	3	0
3	Indiana (22-1)	704	5	0
4	Connecticut (21-3)	697	4	0
5	Stanford (22-3)	670	2	0
6	Iowa (19-4)	649	6	0
7	Utah (21-2)	620	7	0
8	Maryland (19-5)	531	9	0
9	Virginia Tech (19-4)	525	11	0
10	Notre Dame (18-4)	513	8	0
11	Duke (20-3)	496	15	0
12	Ohio State (20-4)	430	10	0
13	Oklahoma (18-4)	381	17	0
14	Michigan (19-5)	336	19	0
15	Arizona (18-5)	305	20	0
16	North Carolina (17-6)	292	14	0
17	UCLA (18-6)	250	16	0
18	Villanova (20-4)	246	21	0
19	Iowa State (15-6)	239	12	0
20	NC State (16-7)	207	13	0
21	South Florida (22-4)	158	22	0
22	Gonzaga (22-3)	144	18	0
23	Texas (18-6)	118	25	0
24	Florida State (20-5)	114	NR	0
25	Colorado (19-5)	64	NR	0

Others receiving votes: Florida Gulf Coast 37; Illinois 30; UNLV 23; Baylor 22; Southern California 17; Oregon 8; Middle Tennessee 7; Tennessee 5; **Ole Miss 4**; **Alabama 1**; Massachusetts 1; Purdue 1; Rhode Island 1.

MID-MAJOR TOP 25

RK	TEAM (1 ST)	RECORD	PTS	PRV
1	Gonzaga (31)	21-2	775	1
2	Columbia	17-3	716	2
3	South Dakota State	18-5	697	3
4	FGCU	21-3	663	4
5	Princeton	16-5	624	5
6	Bowling Green	18-2	587	6
7	Ball State	17-4	586	9
8	Toledo	15-4	536	8
9	Illinois State	15-5	497	12
10	Stephen F. Austin	17-4	450	7
11	Portland	16-6	429	14
12	Northern Iowa	13-6	427	10
13	Youngstown State	16-4	360	15
14	Green Bay	18-5	336	16
15	Cleveland State	20-3	329	17
16	UC Irvine	16-4	327	13
17	Iona	15-5	316	19
18	James Madison	17-5	237	11
19	Kent State	13-6	136	23
20	Drexel	15-5	112	22
21	Gardner Webb	18-4	97	21
22	Drake	12-6	91	18
23	Eastern Illinois	18-3	87	24
24	North Carolina A&T	14-6	82	25
25	Troy	13-8	80	NR

Others receiving votes: Akron 67, Harvard 63, Penn 60, Boston U 30, Old Dominion 24, Liberty 21, Southern Utah 21, Texas State 21, Morgan State 19, ETSU 17, UC Santa Barbara 17, Sacramento State 16, Southern Miss 15, Holy Cross 13, Grand Canyon 12, Montana State 12, Norfolk State 11, **Missouri State**, Quinnipiac 7, Stony Brook 7, Albany 6, Belmont 6, Vermont 6, Cal Baptist 5, Maine 5, Lipscomb 4, Stony Brook 4, Austin Peay 3, Jackson State 2, Wofford 1.



TEAM LEADERS

No.	Name	Pts	GAME LEADERS				GAMES WITH							
			Reb	Ast	Stl	Blk	10+ Pts	20+ Pts	10+ Reb	3+ Ast	3+Stl	3+Blk	3+3s	Dbl-Dbl
0	Toyosi Abiola [^]	1 (5)	0 (1)	0 (1)	3 (9)	1 (1)	1 (18)	0 (4)	0 (0)	0 (5)	0 (4)	0 (0)	0 (6)	0 (0)
1	Mira Hanna	0 (0)	0 (0)	0 (0)	0 (0)	0 (0)	0 (0)	0 (0)	0 (0)	0 (0)	0 (0)	0 (0)	0 (0)	0 (0)
2	Sali Kourouma	6 (22)	4 (8)	0 (0)	4 (9)	6 (14)	9 (27)	4 (15)	2 (5)	2 (3)	4 (7)	2 (2)	1 (3)	1 (4)
3	Jayla Brooks [§]	0 (0)	1 (1)	8 (8)	5 (5)	1 (1)	4 (4)	0 (0)	0 (0)	8 (8)	4 (4)	0 (0)	0 (0)	0 (0)
4	Sha'Nequa Henry	0 (0)	0 (0)	0 (0)	2 (2)	0 (0)	0 (0)	0 (0)	0 (0)	0 (0)	1 (1)	0 (0)	0 (0)	0 (0)
5	Hailey Hohenecker	0 (0)	0 (0)	0 (0)	0 (0)	0 (0)	0 (0)	0 (0)	0 (0)	0 (0)	0 (0)	0 (0)	0 (0)	0 (0)
10	Jaiyah Harris-Smith [#]	0 (0)	9 (9)	21 (21)	10 (10)	2 (2)	2 (2)	0 (0)	4 (4)	18 (19)	7 (7)	0 (0)	0 (0)	0 (0)
11	Faith Lee	6 (6)	0 (0)	1 (1)	6 (6)	0 (0)	11 (11)	1 (1)	0 (0)	4 (4)	1 (1)	0 (0)	0 (0)	0 (0)
12	Tia Harvey	7 (8)	0 (1)	2 (11)	4 (7)	3 (10)	11 (20)	0 (0)	0 (1)	6 (24)	0 (1)	0 (0)	0 (0)	0 (0)
22	Mesi Triplett	0 (0)	1 (1)	0 (0)	2 (2)	2 (2)	0 (0)	0 (0)	0 (0)	0 (0)	0 (0)	1 (1)	0 (0)	0 (0)
32	Nikki Metcalfe [®]	4 (5)	1 (17)	0 (0)	2 (3)	13 (48)	6 (26)	0 (0)	0 (6)	0 (0)	1 (1)	5 (20)	0 (0)	0 (4)
34	Angelique Francis	2 (4)	9 (22)	0 (1)	1 (5)	3 (7)	7 (12)	1 (1)	2 (7)	0 (2)	0 (1)	1 (1)	0 (0)	1 (4)

Career totals in parenthesis; [§] - includes St. Thomas career; [®] - includes Eastern Michigan career; [^] - includes Iona career; [§] - includes SMU career; [#] - includes Ole Miss career; [®] - includes Arkansas Tech career

CHARGES TAKEN

DATE	OPPONENT	RESULT	CHARGES TAKEN
Nov. 11	UAPB	W, 60-56	Abiola (2), Metcalfe (1), Harris-Smith (2)
Nov. 13	Ole Miss	L, 40-58	Brooks (1), Harris-Smith (1), Harvey (1)
Nov. 20	Arkansas	L, 49-93	Francis (2)
Dec. 3	at Central Arkansas	L (OT), 49-53	Francis (1)
Dec. 6	Texas A&M	W, 42-38	Brooks (1), Harris-Smith (1), Harvey (1)
Dec. 11	at Western Kentucky	L, 25-48	Francis (1)
Dec. 15	at Alabama	L, 44-69	Brooks (1)
Dec. 18	Arkansas State	W, 60-44	Brooks (1), Francis (1)
Dec. 21	Missouri State	L, 48-55	Brooks (1), Harris-Smith (1), Harvey (1)
Dec. 31	at Tennessee State	W, 64-57	Francis (1)
Jan. 4	Lindenwood	W, 62-38	Francis (1), Hohenecker (1)
Jan. 7	Southeast Missouri	W, 65-45	Brooks (1), Harris-Smith (1), Kourouma (1)
Jan. 14	at Eastern Illinois	L, 33-44	Brooks (1)
Jan. 19	Tennessee Tech	W, 61-45	Brooks (1), Francis (1)
Jan. 21	Tennessee State	W, 42-36	Francis (1), Kourouma (1)
Jan. 26	at Morehead State	W, 58-45	Francis (1)
Feb. 2	at Southeast Missouri	W, 58-39	Brooks (1), Francis (2)

SEASON TOTALS

Toyosi Abiola - 2	TOTAL - 37
Jayla Brooks - 9	
Angelique Francis - 12	
Tia Harvey - 3	
Hailey Hohenecker - 1	
Sali Kourouma - 2	
Nikki Metcalfe - 2	
Jaiyah Harris-Smith - 6	

STARTING LINEUPS

Guard	Guard	G/F	Forward	Forward	Games	W-L
Brooks	Harris-Smith	Harvey	Lee	Francis	9	9-0
Brooks	Harris-Smith	Harvey	Lee	Metcalfe	7	2-5
Brooks	Harris-Smith	Harvey	Kourouma	Francis	2	2-0
Harris-Smith	Harvey	Lee	Metcalfe	Francis	2	1-1
Brooks	Harris-Smith	Kourouma	Lee	Francis	1	1-0
Abiola	Harris-Smith	Harvey	Lee	Francis	1	0-1
Henry	Harris-Smith	Harvey	Lee	Francis	1	0-1
Brooks	Harris-Smith	Harvey	Metcalfe	Francis	1	0-1

LITTLE ROCK'S RECORD WHEN...

LITTLE ROCK RECORD	2022-23	LITTLE ROCK RECORD	2022-23
Leading at halftime	12-0	More or same points off TOs	13-2
Tied at the half	2-0	Fewer points off TOs	2-7
Trailing at halftime	1-9	More points in the paint	14-1
Leading to start 4th Quarter	12-0	Fewer/Same points in the paint	1-8
Tied to start 4th Quarter	1-0	More 2nd-chance points	7-1
Trailing to start 4th Quarter	2-9	Fewer or same 2nd-chance points	8-8
Scoring more points than opponent	15-0	More bench points than opp.	7-2
Scoring fewer points than opponent	0-9	Fewer or same bench points	8-7
Shoot >= 40%	8-0	On Monday	0-0
Shoot < 40%	6-9	On Tuesday	1-0
Shoot higher % than opp.	12-1	On Wednesday	1-3
Shoot lower % than opp.	3-8	On Thursday	7-1
Opp. shoot worse than 40%	13-3	On Friday	0-0
Opp. shoot 40% or higher	2-6	On Saturday	5-2
Score less than 60 points	6-7	On Sunday	1-3
Score 60-69 points	8-1	In November	1-4
Score 70-79 points	1-0	In December	4-4
Score 80-89 points	0-0	In January	7-1
Score 90-99 points	0-0	In February	3-0
Score 100-plus points	0-0	In March	0-0
Opp. score less than 60 points	14-5	vs. ferocious felines	6-2
Opp. score 60-69 points	1-1	vs. those who lost the war	0-1
Opp. score 70-79 points	0-2	vs. wild boars	0-1
Opp. score 80-89 points	0-0	vs. avaiary predators	8-1
Opp. score 90-99 points	0-1	vs. golden birds	2-1
Opp. score 100-plus points	0-0	vs. diabetic bears	0-1
Outrebounded opponent	5-2	vs. Texas farmers	1-0
Outrebounded by opponent	8-6	vs. those atop a hill	0-1
Equal number of rebounds	2-1	vs. femanine bears	0-1
Fewer turnovers than opp.	12-5	vs. crimson stampeding elephants	0-1
Same turnovers as opp.	1-2	vs. warmongering birds	1-0
More turnovers than opp.	2-2	vs. vermillion hawks	2-0
Make 8 or more 3-pointers	0-0	vs. cacophonous eagles	1-0
Make 7 or fewer 3-pointers	15-9	vs. crimson canines	0-0
Games decided by 5 pts or less	5-1	vs. nickname stealers	0-0
Games decided by 10 pts or less	7-2		
Overtime games	0-1		
Games following a loss	4-6		
Games following a win	10-3		

START CHART

No.	Name	Total	Cons.	2022-23	2021-22	2020-21	2019-20	2018-19	2017-18
0	Toyosi Abiola [^]	31	0	1	0 [%]	-	0 [%]	-	30 [^]
1	Mira Hanna	0	0	-	-	-	-	-	-
2	Sali Kourouma	21	0	3	18	-	-	-	-
3	Jayla Brooks	20	17	20	-	1 [§]	-	-	-
4	Sha'Nequa Henry	1	0	1	-	-	-	-	-
5	Hailey Hohenecker [§]	0	0	-	-	-	-	-	-
10	Jaiyah Harris-Smith [#]	24	24	24	0 [#]	-	-	-	-
11	Faith Lee	21	7	21	-	-	-	-	-
12	Tia Harvey	50	2	23	14	13	-	-	-
22	Mesi Triplett	0	0	0	-	-	-	-	-
32	Nikki Metcalfe [®]	46	0	10	24 [®]	11 [®]	-	-	-
34	Angelique Francis	39	13	17	18	1	3	-	-

[§] - includes St. Thomas career; [®] - includes Eastern Michigan career; [^] - includes Iona career; [§] - includes SMU career; [#] - includes Ole Miss career;

[®] - includes Arkansas Tech career

HOW LR SCORED ITS FIRST POINTS

Player	Layup	FG in Paint	FG	3PT	FT
Brooks	3	-	1	-	-
Francis	2	-	-	-	-
Harris-Smith	2	-	2	-	1
Harvey	3	-	3	-	1
Kourouma	-	-	1	-	1
Lee	2	1	-	-	-
Metcalfe	-	-	1	-	-



TEAM

SCORING

Scored 100+ points	103 vs. Morris Brown, 2/3/2001
Scored 90+ points	92 vs. Georgia Southern, 2/1/2018
Score 80+ points	88, Champion Christian, 2/14/2022
Scored fewer than 40 points	33, at Eastern Illinois, 1/14/2023
Scored fewer than 50 points and won	42, Tennessee State, 1/21/2023
Scored fewer than 50 points	48, at Missouri State, 12/21/2022
Had 2 players score 20+ points	Teal Battle (25) & Ky'lie Scott (22) vs. Georgia State, 3/6/2021
Had no player in double figures	at Arkansas, 12/12/2021
Had exactly 4 players in double figures	Tia Harvey (19), Jayla Brooks (15), Angelique Francis (11), Sali Kourouma (10) vs. SIUE, 2/4/2023
Had 5 players in double figures	Sali Kourouma (22), Mayra Caicedo (13), Tia Harvey (11) Dariel Johnson (10), Raziya Potter (10) at Arkansas State, 2/19/2022

REBOUNDING

Had 50 or more rebounds	55 vs. Champion Christian, 2/14/2022
Had 45 or more rebounds	48 at Auburn, 11/30/2022
Had fewer than 25 rebounds:	22, at Alabama, 12/15/2022
Outrebounded opponent by 10+	35-23 vs. Lindenwood, 1/4/2023
Outrebounded opponent by 20+	23 (48-25) vs. App State, 3/4/2022
Outrebounded opponent by 30+	53-20 vs. Incarnate Word, 12/10/2013
Had 2 players with 10+ rebounds	Dariel Johnson (15), Angelique Francis (11) vs. App State, 3/4/2022

MISCELLANEOUS

Won in overtime	60-56 vs. Arkansas State, 2/13/2021
Lost in overtime	53-49 (OT) at Central Arkansas, 12/3/2022
Won on a buzzer-beater	45-44 vs. UT Martin, 12/29/2022
Had 20+ assists	20 vs. Champion Christian, 2/14/2022
Out-assisted opponent by 10+	42-24, at Southeast Missouri, 2/2/2023
Had 15+ steals	16 vs. Champion Christian, 2/14/2022
Had 10+ steals	11, at Tennessee Tech, 1/28/2023
Had 10+ blocks	11 vs. Louisiana Tech, 1/30/2013
Had 5+ blocks	5, vs. SIUE, 2/4/2023
Had 2 players with double-doubles	Dariel Johnson (10 pts and 15 rbs), Angelique Francis (10 pts and 11 rbs) vs. App State, 3/4/2022
Won by 50+ points	52 (88-36), vs. Champion Christian, 2/14/2022
Won by 40+ points	40 vs. Georgia Southern, 2/1/2018
Won by 30+ points	35 (71-36) vs. ULM, 1/29/2021
Allowed 40 points or fewer	39, Southeast Missouri, 2/2/2023
Held a Team to 0 Points in a Quarter	vs. ULM (12/31/2016)
	1st Quarter (LR led 16-0); W, 78-34
Held a Team to 0 FGs Made in a Quarter	vs. Louisiana (1/25/2021)
	1st Quarter (LA 0-for-9); L, 54-45
Held Team to 15 or fewer pts in a Half	15 (2nd Half), Morehead St, 2/9/2023
Opponent shot > 50% FG	62.5% (30-48), Arkansas, 11/20/2022
Opponent shot > 50% 3PT	52.6% (10-19), Arkansas, 11/20/2022

INDIVIDUAL

Scored 40+ points	40, Chastity Reed at South Alabama, 2/23/2011
Scored 30+ points	30, Sali Kourouma vs. Southeast Missouri, 1/7/2023
Shot 100% in FGs (min. 6)	Raeyana DeGray (9-9) vs. Georgia State, 3/2/2019
Made 15+ field goals	17, Chastity Reed at South Alabama, 2/23/2011
Made 10+ field goals	10, Sali Kourouma vs. Southeast Missouri, 1/7/2023
Attempted 30+ field goals	32, Chastity Reed vs. ULM, 1/12/2011
Made 5+ three-pointers	5, Teal Battle vs. Arkansas State, 2/13/2021
Attempted 15+ 3s	19, Kim Sitzmann at Louisiana Tech, 12/22/2008
Made 12+ free throws	Bre'Amber Scott (13) at Central Ark., 12/16/2020
Shot 100% FTs (min. 8)	Bre'Amber Scott (13-13) vs. #10/10 Texas A&M, 12/10/2020
Had 15+ rebounds	19, Sali Kourouma at Southeast Missouri, 2/2/2023
Had 20+ rebounds	22, Azaria Robinson vs. Philander Smith, 2/8/2022
Had 10+ assists	10, Jaiyah Harris-Smith vs. Tennessee Tech, 1/19/2023
Had 8+ steals	8, Angela Jones vs. Philander Smith, 12/4/1984
Had 5+ blocks	5, Dariel Johnson at ULM, 2/5/2022
Had a double-double	Sali Kourouma (10 pts and 10 rbs) vs. SIUE, 2/4/2023
Had a triple-double	Shanika Butler (10p/12r/12a) vs. Louisiana, 1/16/2010



1 LITTLE ROCK 60, UAPB 56

Nov. 10, 2022 • Little Rock, Ark. • 2,522

LITTLE ROCK, Ark. - It was Homecoming at the Jack Stephens Center on several levels Thursday evening. For a pair of Trojan newcomers, their first appearance in one of the toughest venues to play in resulted in yet another win for Little Rock's Team, this time a 60-56 win over UA Pine Bluff.

Nikki Metcalfe (16 points) and Faith Lee (14 points) led all players in scoring as Little Rock (1-0) celebrated its Homecoming game with a win.

For UA Pine Bluff's Raziya Potter and Azaria Robinson - former Trojans that transferred down to UAPB - the Homecoming wasn't quite as sweet. Potter was limited to nine points and whistled for four fouls while Robinson was held to three points and only four rebounds in the loss for the Golden Lions (0-2).

Although the Trojans rarely trailed, leading for over 30 minutes, the game was also never out of reach. Neither team built a double-digit lead and both teams struggled from the free throw line, shooting well under 60 percent. But the defensive resiliency that is Little Rock's Team prevailed yet again by forcing 21 Pine Bluff turnovers, six of which came off steals. That defensive pressure, which Little Rock is known for, managed to withstand a 44-38 deficit in rebounds.

The new-look Trojans have seemingly picked up key aspects of Foley's man defense early on. Of the eight players in maroon that saw the court Thursday, seven were making their first appearance in a Little Rock jersey. That includes Ole Miss transfer Jaiyah Harris-Smith, who scored seven points and grabbed 11 rebounds in her final preparation before she faces her old team on Sunday. Little Rock's scoring mostly came from new players, but it was from a mixture of young and old. Metcalfe, a graduate transfer from Arkansas Tech, led all players with 16 points while Faith Lee, a true freshman from Louisiana, scored 14 in her collegiate debut.

Coriah Beck led the Lions with 12 points. Little Rock held Maori Davenport to just five points and eight rebounds just days after she had a double-double (15 points, 14 rebounds) against Arkansas.

Little Rock 60, UAPB 56 in Little Rock, Ark.; Nov. 10, 2022

VISITORS: Arkansas-Pine Bluff 0-1

#	Player	TOT 3-PT										a	to	blk	s	min
		fg-a	fg-a	ft-a	reb	pf	tp	a	to	blk	s					
23	Maori Davenport	c	2-4	0-0	1-1	8	2	5	2	2	4	0	24			
05	Jelissa Reese	c	5-8	0-1	0-0	1	4	10	2	2	1	2	25			
26	Coriah Beck	c	3-12	2-7	4-6	7	4	12	1	4	0	0	28			
11	Takaylyn Busby	g	0-5	0-4	0-0	1	2	0	0	1	1	0	27			
24	Raziya Potter	g	3-10	1-4	2-4	3	4	9	2	3	0	1	25			
01	Markisha Body		1-2	0-1	0-0	0	0	2	0	0	0	0	3			
02	Shayla Bouie		0-0	0-0	0-0	1	1	0	1	0	0	0	11			
03	Demetria Sheppard		3-4	1-2	1-2	3	3	8	2	4	0	1	16			
04	Kourtney Rittenberry		2-6	1-4	0-0	3	3	5	0	2	0	0	14			
10	Azaria Robinson		1-3	0-0	1-3	4	1	3	0	1	0	0	6			
11	Tia Morgan		0-1	0-1	0-0	1	2	0	1	1	0	0	7			
54	Maya Peat		0-3	0-1	2-4	8	0	2	0	1	0	0	14			
TEAM					4											
Totals.....			20-58	5-25	11-20	44	26	56	11	21	6	4	200			
TOTAL FG%		1st Half: 12-31 38.7%	2nd Half: 8-27 29.6%		Game: 34.5%		DB									
3-Pt. FG%		1st Half: 3-13 23.1%	2nd Half: 2-12 16.7%		Game: 20.0%		REB									
FThrow %		1st Half: 5-7 71.4%	2nd Half: 6-13 46.2%		Game: 55.0%		6									

HOME TEAM: Little Rock 1-0

#	Player	TOT 3-PT										a	to	blk	s	min
		fg-a	fg-a	ft-a	reb	pf	tp	a	to	blk	s					
11	Faith Lee	f	6-10	0-0	2-3	3	4	14	2	5	0	2	39			
32	Nikki Metcalfe	f	6-12	0-0	4-4	4	2	16	2	0	1	0	38			
03	Jayla Brooks	g	0-3	0-0	1-2	3	4	1	2	1	0	0	20			
10	Jaiyah Harris-Smith	g	1-6	0-0	5-10	11	4	7	6	6	0	0	35			
12	Tia Harvey	g	5-11	0-1	2-9	2	3	12	3	1	0	2	30			
00	Toyosi Abiola		2-8	2-6	2-4	6	2	8	0	2	0	1	29			
04	Sha'Nequa Henry		1-3	0-0	0-0	2	0	0	0	0	0	1	7			
22	Mesi Triplett		0-1	0-0	0-0	0	0	0	0	0	0	0	2			
TEAM					7					1						
Totals.....			21-54	2-16	32	38	19	60	15	16	1	6	200			
TOTAL FG%		1st Half: 10-27 37.0%	2nd Half: 11-27 40.7%		Game: 38.9%		DB									
3-Pt. FG%		1st Half: 2-3 66.7%	2nd Half: 0-4 0.0%		Game: 28.6%		REB									
FThrow %		1st Half: 12-20 60.0%	2nd Half: 4-12 33.3%		Game: 50.0%		8									

Officials: Ty Bills, Montrel Simmons, Lauren Thomas
Technical fouls: UAPB-None. Little Rock-Team 1st 10:00.
Attendance: 2,522

Score by Periods	1st	2nd	3rd	4th	OT	Total
Arkansas-Pine Bluff	15	17	11	13	-	56
Little Rock	16	18	9	17	-	60

Points in the paint-UAPB 26, LR 30. Points off turnovers-UAPB 11, LR 18.
 2nd chance points-UAPB 12, LR 12. Fast break points-UAPB 8, LR 16.
 Bench points-UAPB 20, LR 10. Score tied-9 times. Lead changed-3 times.
 Last FG-UAPB 4th-00:37, LR 4th-01:26.
 Largest lead-UAPB by 3 2nd-08:27, LR by 9 3rd-06:48.
 UAPB led for 03:46. LR led for 29:55. Game was tied for 06:19.

2 OLE MISS 58, LITTLE ROCK 40

Nov. 13, 2022 • Little Rock, Ark. • 3,255

LITTLE ROCK, Ark. - Joe Foley's teams over his 20 years at Little Rock have been known for their defensive pressure causing frustration that leads to turnovers and low scoring. On the day the court at the Jack Stephens Center was named for Foley, Ole Miss employed a similar tactic to claim the 58-40 win over the host Trojans.

Little Rock (1-1) may have forced 18 turnovers but Ole Miss (3-0) forced 20 turnovers out of Little Rock and used a 42.9 percent shooting mark and 38-25 rebounding advantage to claim the win Sunday.

Foley, now in his 20th season guiding the Trojans, was accepting of the outcome and not disappointed in the effort his team gave, knowing this was just another step in the meticulous process he cultivates to build a championship team. His record, with 834 wins, proves he right in that line of thought a lot more than not.

For Sunday's effort, it involved Tia Harvey's 13 points and six rebounds while Jaiyah Harris-Smith, guard that was on the Ole Miss roster a year ago, scored 11 bounds with eight rebounds and seven assists.

While Little Rock shot 37.8 percent from the field, it was the cold outings in the second and fourth quarters that became too much to overcome. The Trojans scored just 10 of their 40 points in those two quarters combined.

Marquesha Davis led Ole Miss with 13 points while Madison Scott was prevented from reaching a double-double, scoring just eight points and grabbing 10 rebounds. Davis was the only Rebel in double figures just days after Ole Miss had three reach double figures and scored 83 points in a win over Southeast Missouri, a new conference mate of Little Rock.

Angel Baker, last year's SEC Sixth Woman of the Year, was limited to just nine points over nearly 33 minutes.

Ole Miss 58, Little Rock 40 in Little Rock, Ark.; Nov. 13, 2022

VISITORS: Ole Miss 3-0

#	Player	TOT 3-PT										a	to	blk	s	min
		fg-a	fg-a	ft-a	reb	pf	tp	a	to	blk	s					
02	Marquesha Davis	f	6-8	1-3	0-0	5	2	13	0	1	0	1	21			
05	Snudda Collins	f	3-10	1-8	1-3	3	0	8	0	1	0	1	33			
24	Madison Scott	f	3-5	0-0	2-3	10	2	8	3	2	1	1	26			
01	Myah Taylor	g	2-6	0-2	1-2	2	0	5	1	3	0	3	39			
15	Angel Baker	g	4-14	1-6	0-0	5	0	9	3	2	0	1	23			
10	Destiny Salary		1-3	1-1	0-0	2	0	3	2	2	0	1	15			
12	Jordan Berry		0-0	0-0	0-0	0	0	0	0	0	0	0	1			
20	Ayanna Thompson		0-1	0-1	0-0	0	4	0	0	0	0	0	7			
22	Tyia Singleton		1-3	0-0	0-0	8	0	2	1	3	2	0	19			
23	Elaina Eaton		2-3	2-3	0-0	0	2	6	0	3	0	0	8			
32	Rita Igbokwe		2-3	0-0	0-0	2	0	4	0	0	0	0	8			
TEAM					2					1						
Totals.....			24-56	6-24	4-8	39	10	58	10	18	3	8	200			
TOTAL FG%		1st Half: 10-28 35.7%	2nd Half: 14-28 50.0%		Game: 42.9%		DB									
3-Pt. FG%		1st Half: 3-12 25.0%	2nd Half: 3-12 25.0%		Game: 25.0%		REB									
FThrow %		1st Half: 2-5 40.0%	2nd Half: 2-3 66.7%		Game: 50.0%		3									

HOME TEAM: Little Rock 1-1

#	Player	TOT 3-PT										a	to	blk	s	min
		fg-a	fg-a	ft-a	reb	pf	tp	a	to	blk	s					
11	Faith Lee	f	4-5	0-0	0-0	2	4	8	1	6	0	1	29			
32	Nikki Metcalfe	f	0-4	0-0	0-0	3	2	0	0	1	1	0	26			
03	Jayla Brooks	g	3-6	0-0	0-0	2	2	6	2	1	0	1	39			
10	Jaiyah Harris-Smith	g	4-10	1-1	2-3	8	1	11	7	5	0	1	39			
12	Tia Harvey	g	5-14	1-2	2-4	6	2	13	0	2	0	0	37			
00	Toyosi Abiola		0-1	0-1	0-0	0	0	0	0	2	0	1	7			
22	Mesi Triplett		1-5	0-0	0-0	0	2	2	0	1	1	1	23			
TEAM					3					2						
Totals.....			17-45	2-4	4-7	24	13	40	10	20	2	5	200			
TOTAL FG%		1st Half: 8-24 33.3%	2nd Half: 9-21 42.9%		Game: 37.8%		DB									
3-Pt. FG%		1st Half: 0-0 0.0%	2nd Half: 2-4 50.0%		Game: 50.0%		REB									
FThrow %		1st Half: 2-3 66.7%	2nd Half: 2-4 50.0%		Game: 57.1%		1									

Officials: Eric Baker, Natoshia Harris, Leah Lanie
Technical fouls: Ole Miss-None. Little Rock-None.
Attendance: 3,255

Score by Periods	1st	2nd	3rd	4th	OT	Total
Ole Miss	13	12	18	15	-	58
Little Rock	14	4	16	6	-	40

Joe Foley Court Dedication Game
 Points in the paint-OM 32, LR 24. Points off turnovers-OM 1



2022-23 RECAPS AND BOX SCORES

4

ORAL ROBERTS 74, LITTLE ROCK 62

Nov. 23, 2022 • Little Rock, Ark. • 1,531

LITTLE ROCK, Ark. - Little Rock shot less than 32% from the field - a number skewed by a strong fourth quarter mark - and was just 1 of 13 from 3-point range as the Trojans fell to Oral Roberts, 74-62, Wednesday afternoon at the Jack Stephens Center.

Despite the fact that four Trojans (1-3) reached double figures, Little Rock was just 22 of 69 (31.9%) from the field Wednesday. Faith Lee and Toyosi Abiola led the Maroon and Silver with 16 points each, a high mark for both players in a Little Rock uniform.

Hannah Cooper led Oral Roberts (1-5) with 22 points and 10 rebounds while dishing out eight assists. Ariel Walker added 20 points and nine rebounds.

Cooper's output impressed at least three other participants in the game played before a crowd of 1,531, including Little Rock Head Coach Joe Foley.

"That point guard, she's a good point guard," he said. "She hurt us last year."

Cooper scored 11 points in Oral Roberts' 74-56 victory over the Trojans last season.

Angelique Francis recorded the first double-double of the year for the Trojans, grabbing a career-high 15 rebounds to go with her 11 points. Tia Harvey, who was 5 of 17 from the field, scored 10 points.

Little Rock never led in the game but was always within striking distance. The tide appeared to be turning late in the third quarter when the Trojans cut ORU's lead to just two late in the third quarter before the Golden Eagles ended the quarter on a 10-2 run and would pull away in the fourth quarter, leading by as much as 18.

One marked improvement for the Trojans was free throw shooting, hitting 73.9% of their chances at the charity stripe. Little Rock had been averaging just a 53.6% mark entering the game.

Oral Roberts 74, Little Rock 62 in Little Rock, Ark.; Nov. 23, 2022

VISITORS: Oral Roberts 1-5

#	Player	fg-a	fg-a	ft-a	reb	pf	tp	a	to	blk	s	min
02	Cooper, Hannah	g	8-16	0-0	6-8	10	2	22	8	6	0	39
11	Walker, Ariel	g	8-15	2-5	2-2	9	2	20	1	3	0	35
14	Nix, Delaney	g	5-9	4-8	0-0	2	1	14	1	0	0	37
22	Udomoh, Ruthie	f	3-8	0-0	2-4	5	4	8	1	3	0	31
32	Moore, Tirzah	f	1-3	0-0	0-0	4	3	2	0	0	0	11
30	Rodriguez, Sara	g	3-8	0-1	2-2	13	4	8	1	0	2	26
03	Taylor, Nena	g	0-2	0-1	0-0	1	1	0	0	1	0	9
23	Pogi, Talia	g	0-0	0-0	0-0	0	1	0	0	1	0	6
12	Winans, Makenna	g	0-0	0-0	0-0	0	1	0	0	1	0	3
20	Ramey, Lauren	g	0-3	0-3	0-0	0	0	0	1	0	0	3
TM	TEAM	g	0-0	0-0	0-0	3	0	0	0	0	0	0
Totals			28-64	6-18	12-16	47	19	74	13	15	2	7 200
TOTAL FG%		1st Half: 15-34 44.1%	2nd Half: 13-30 43.3%		Game: 34.5%		DB					
3-Pt. FG%		1st Half: 5-12 41.7%	2nd Half: 1-6 16.7%		Game: 20.0%		REB					
FThrow %		1st Half: 2-3 66.7%	2nd Half: 10-13 76.9%		Game: 55.0%		3.0					

HOME TEAM: Little Rock 1-3

#	Player	fg-a	fg-a	ft-a	reb	pf	tp	a	to	blk	s	min
11	Lee, Faith	f	6-17	0-2	4-6	5	4	16	1	2	0	31
34	Francis, Angelique	f	4-7	0-0	3-5	15	0	11	1	2	0	39
12	Harvey, Tia	g	5-17	0-5	0-0	3	2	10	4	4	0	31
10	Harris-Smith, Jaiyah	g	1-5	0-0	3-4	5	3	5	1	2	0	3
32	Metcalfe, Nikki	f	1-9	0-0	0-0	7	2	2	1	2	0	23
00	Abiola, Toyosi	g	4-11	1-6	7-8	2	3	16	0	0	0	23
22	Triplet, Mesi	g	1-1	0-0	0-0	1	0	2	1	0	0	10
04	Henry, Sha'nequa	g	0-2	0-0	0-0	1	0	0	0	0	0	2
TM	TEAM	g	0-0	0-0	0-0	4	0	0	0	0	0	0
Totals			22-69	1-13	23	43	14	62	9	12	2	7 200
TOTAL FG%		1st Half: 11-36 30.6%	2nd Half: 11-33 33.3%		Game: 38.9%		DB					
3-Pt. FG%		1st Half: 0-4 0.0%	2nd Half: 1-9 11.1%		Game: 28.6%		REB					
FThrow %		1st Half: 4-8 50.0%	2nd Half: 8-15 86.7%		Game: 50.0%		0.0					

Officials: Kristen Bell, Royce Blevins, Lauren Thomas
Technical fouls: Oral Roberts-None. Little Rock-None.
Attendance: 1,531

Score by Periods	1st	2nd	3rd	4th	OT	Total
Oral Roberts	17	20	17	20	-	74
Little Rock	13	13	18	18	-	62

Points in the paint-ORU 40, LR 30. Points off turnovers-ORU 15, LR 21.
 2nd chance points-ORU 15, LR 12. Fast break points-ORU 11, LR 13.
 Bench points-ORU 8, LR 18. Score tied 0 times. Lead changed 0 times.
 Last FG-ORU 4th-01:57, LR 4th-00:04.
 Largest lead-ORU by 18 4th-02:54, LR None.
 ORU led for 39:26. LR led for 00:00. Game was tied for 00:34.

5

AUBURN 70, LITTLE ROCK 48

Nov. 30, 2022 • Auburn, Ala. • 1,855

AUBURN, Ala. - Little Rock shot a season-low 29.5% from the field and committed 17 turnovers Wednesday, dropping a 70-48 decision at Auburn.

Faith Lee, who led the Trojans (1-4) with 10 points and was the only player in Maroon and Silver to reach double figures, played just under 26 minutes before fouling out early in the fourth quarter.

Little Rock's shooting mark was under 25% for most of the game as Auburn (5-2) used their size and eight blocks to limit the Trojans' ability to get to the net, as well as a 48-41 rebounding advantage.

In addition to cold shooting, the Trojans committed 17 turnovers in the loss with only eight assists credited on 18 made baskets.

Auburn was led by Honesty Scott-Grayson's 20 points while Romi Levy contributed a double-double with 18 points and 13 rebounds.

Kaitlyn Duhon populated the box score in multiple categories, scoring eight points on 3-of-4 shooting while contributing three rebounds, three steals and three blocked shots.

Auburn exacted a measure of revenge after losing at Little Rock 57-49 last season.

The visitors outscored Auburn 16-15 in the second quarter despite shooting 17.6 percent from the field (3-17), capitalizing on 10 Auburn fouls to score 10 points from the free-throw line on 17 attempts.

Jaiyah Harris-Smith scored nine points for Little Rock on 4 of 10 shooting while Sha'nequa Henry scored a career-high eight points. Tia Harvey and Angelique Francis also added eight points each. Mesi Triplet grabbed a career-high nine rebounds to lead the Trojans on the boards while Harris-Smith added seven.

Auburn 70, Little Rock 48 in Little Rock, Ark.; Nov. 30, 2022

VISITORS: Little Rock 1-4

#	Player	fg-a	fg-a	ft-a	reb	pf	tp	a	to	blk	s	min
11	Faith Lee	f	3-12	0-0	4-4	2	5	10	1	1	0	26
34	Angelique Francis	f	2-3	0-0	4-5	5	2	8	2	3	0	29
00	Toyosi Abiola	g	0-3	0-0	0-0	2	0	0	1	1	0	11
10	Jaiyah Harris-Smith	g	4-10	0-0	1-4	7	1	9	4	6	0	37
12	Tia Harvey	g	3-11	0-1	2-4	4	3	8	0	3	0	29
01	Mira Hanna	g	0-0	0-0	0-0	0	0	0	0	0	0	2
04	Sha'nequa Henry	g	4-14	0-1	0-2	5	0	8	0	1	0	23
05	Hailey Hohenacker	g	0-0	0-0	0-0	1	0	0	0	0	0	2
22	Mesi Triplet	g	1-3	0-0	1-2	9	3	3	0	2	0	25
32	Nikki Metcalfe	g	1-5	0-1	0-0	4	2	2	0	0	1	16
TEAM			10									
Totals			18-61	0-31	21	48	17	48	8	17	1	3 200
TOTAL FG%		1st Half: 6-30 20.0%	2nd Half: 12-31 38.7%		Game: 29.5%		DB					
3-Pt. FG%		1st Half: 0-1 0.0%	2nd Half: 0-2 0.0%		Game: 0.0%		REB					
FThrow %		1st Half: 12-19 63.2%	2nd Half: 0-2 0.0%		Game: 57.1%		5.0					

HOME TEAM: Auburn 5-2

#	Player	fg-a	fg-a	ft-a	reb	pf	tp	a	to	blk	s	min
11	Romi Levy	f	6-12	1-2	5-6	13	0	18	0	2	1	32
03	Jakayla Johnson	g	2-6	0-1	0-0	1	0	4	0	0	1	21
05	Aicha Coulbaly	g	2-6	0-0	2-2	2	3	6	0	1	0	11
10	Sydney Shaw	g	3-5	0-1	0-0	2	0	6	3	1	0	23
23	Honesty Scott-Grayson	g	8-11	3-5	1-2	4	2	20	0	2	1	23
01	Mya Pratcher	g	0-2	0-0	0-2	5	2	0	0	3	1	18
02	Sanja Wells	g	2-9	0-2	0-0	1	2	4	1	0	0	21
04	Kaitlyn Duhon	g	3-4	0-0	2-2	3	3	8	0	0	3	21
12	Mar'shaun Bostic	g	1-7	0-0	0-0	4	3	2	2	0	0	11
24	Carsen McFadden	g	0-1	0-0	0-0	0	0	0	0	0	0	2
51	Precious Johnson	g	1-5	0-0	0-0	3	2	2	0	0	1	17
TEAM			3									
Totals			28-68	4-11	10	41	17	60	6	9	8	200
TOTAL FG%		1st Half: 14-34 41.2%	2nd Half: 14-34 41.2%		Game: 41.2%		DB					
3-Pt. FG%		1st Half: 3-5 60.0%	2nd Half: 1-6 16.7%		Game: 36.4%		REB					
FThrow %		1st Half: 6-7 85.7%	2nd Half: 4-7 57.1%		Game: 71.4%		2					

Officials: Brian Hall, Chaney Muench, Saif Esho
Technical fouls: Little Rock-None. Auburn-None.
Attendance: 1,855

Score by Periods	1st	2nd	3rd	4th	OT	Total
Little Rock	8	16	10	14	-	48
Auburn	22	15	21	12	-	70

Points in the paint-LR 28, AU 32. Points off turnovers-LR 6, AU 12.
 2nd chance points-LR 8, AU 18. Fast break points-LR 3, AU 14.
 Bench points-LR 13, AU 16. Score tied 0 times. Lead changed 0 times.
 Last FG-LR 4th-00:27, AU 4th-03:04.
 Largest lead-LR None, AU by 26 3rd 03:56.
 LR led for 00:00. AU led for 39:42. Game was tied for 00:18.

6

UCA 53, LITTLE ROCK 49 (OT)

Dec. 3, 2022 • Conway, Ark. • 712

CONWAY, Ark. - Little Rock rallied back from a 10-point second half deficit to force overtime but a season-high 21 turnovers - including three in the extra period - prevented the Trojans from claiming a Governor's I-40 Showdown win Saturday afternoon at the Farris Center.

Nikki Metcalfe scored a career-high 18 points and grabbed a game-high eight rebounds to lead all players in the 53-49 overtime loss, scoring 10 of those points in the second half as Little Rock (1-5) clawed back from a double-digit deficit to add five extra minutes of playing time to the game.

Little Rock's 21 turnovers - five of which came in the final 7:05 - prevented the Trojans from recording a fourth consecutive win over the Sugar Bears (4-2).

Central Arkansas (4-2) gave the Trojans a chance to win the game outright in regulation as Kierra Prim turned the ball over with 33 seconds remaining in a tie game but a pair of missed shots by the Maroon and Silver added five minutes to the clock.

While the Trojans would not miss a free throw in overtime, Little Rock committed three turnovers in the extra period and was just 1 of 3 from the floor while UCA was 5 of 7 (71.4%) to push ahead for the win.

Prim, who entered the game leading the nation by averaging 5.0 offensive rebounds per game, was severely limited due to the effort of Little Rock's Angelique Francis, whose defense held Prim to just four points, four rebounds (one offensive) and forced a pair of turnovers. In addition to that defensive effort, Francis scored six points and grabbed five rebounds.

UCA was led by Randrea Wright's 16 points on 7 of 10 shooting while Parris Atkins scored 14 points and Kayla Mitchell added 10.

Tia Harvey scored 10 points for Little Rock while Jaiyah Harris-Smith dished out a game-high seven assists, five of which came before half-time. But she was also responsible for seven turnovers and was held to just three rebounds.

Central Arkansas 53, Little Rock 49 (OT) in Conway, Ark.; Dec. 3, 2022

VISITORS: Little Rock 1-5

#	Player		fg-a	3-pt	ft-a	reb	pf	tp	a	to	blk	s	min	
11	Faith Lee	f	2-6	0-0	0-0	4	2	4	0	3	0	1	27	
34	Angelique Francis	f	2-6	0-0	2-4	5	1	6	0	3	0	1	43	
04	Sha'Nequa Henry	g	3-8	0-0	1-2	2	1	7	2	3	0	2	30	
10	Jaiyah Harris-Smith	g	1-3	0-1	0-0	3	3	2	7	7	0	1	40	
12	Tia Harvey	g	4-11	0-0	2-2	4	3	10	2	5	0	0	36	
00	Toyosi Abiola		1-4	0-0	0-0	1	0	2	0	0	1	0	12	
32	Nikki Metcalfe		7-16	0-0	4-4	8	0	18	0	0	1	0	37	
TEAM			6											
Totals.....			20-54	0-1	9-12	33	40	11	21	2	5	22	225	
TOTAL FG%			1st Half: 10-28 35.7%				2nd Half: 9-23 39.1%				Game: 37.0%			
3-PT FG%			1st Half: 0-0 0.0%				2nd Half: 0-0 0.0%				Game: 0.0%			
F-Throw			1st Half: 1-2 50.0%				2nd Half: 4-6 66.7%				Game: 75.0%			



7

LITTLE ROCK 42, TEXAS A&M 38

Dec. 6, 2022 • Little Rock, Ark. • 1,631

LITTLE ROCK, Ark. - On his own court with time evaporating off the clock, Little Rock Head Coach Joe Foley sat in a chair on the sideline and cracked a smile. You can't blame him, the feat his team accomplished Tuesday night is starting to become habit.

For the third consecutive year, Little Rock upended a Southeastern Conference program. This time it was a 42-38 win over Texas A&M on the court that was dedicated to Foley a little over three weeks ago.

Texas A&M, which hadn't been held under 40 points in a game since 2003 until Tuesday night, committed 24 turnovers and shot just 28.3% from the field. Foley's Trojans, with the man defense his program is known for, held the Aggies in single digits in each of the first three quarters and withstood a fourth quarter comeback.

"That was a great defensive effort on our part. Defense set the tone and I thought our kids played extremely hard on that end of the floor. Offensively, we had our moments. We made some cuts at good times and got some easy baskets, but I think we also missed some easy baskets. For our kids to keep the defensive effort even if they missed the shot, that tells you we're growing up a little bit."

Little Rock (2-5) used a balanced, if not sporadic, offensive attack in the low-scoring win. Only Nikki Metcalfe reached double figures, scoring a game-high 10 points, but seven different players scored in the game. It marked the first time Little Rock has won a game while scoring 42 or fewer points since a 39-35 win over Louisiana on Feb. 28, 2009.

Texas A&M (4-4) was led by Sahara Jones' 10 points, but they were not easy to come by. Jones was 4 of 12 from the field before fouling out late. Sydney Bowles, who entered the game ranking third in the SEC with a 40.5% mark this season from 3-point range, couldn't shake the Foley-organized defense as she finished the game 1-for-11 from the field including an 0-for-9 mark from 3-point range.

Metcalfe recorded two blocks and Jaiyah Harris-Smith matched a career-high with 11 rebounds while dishing out four assists. Jayla Brooks, who returned to the court after taking an inadvertent elbow to the face on Nov. 20 against Arkansas, scored nine points, drew seven fouls and had six rebounds.

The win over Texas A&M follows wins over Auburn and Vanderbilt last season as well as another win over Vanderbilt the year before.

Little Rock 42, Texas A&M 38 in Little Rock, Ark.; Dec. 6, 2022**VISITORS: Texas A&M 4-4**

#	Player	TOT 3-PT										s	min
		fg-a	fg-a	ft-a	reb	pf	tp	a	to	blk	s		
32	Aaliyah Patty	f	3-4	1-1	0-0	2	4	7	0	5	1	0	27
00	Sydney Bowles	g	1-11	0-9	2-2	4	3	4	0	1	0	0	31
03	Timeya Hylton	g	1-8	0-2	0-0	1	3	2	3	5	0	1	27
23	McKinzie Green	g	0-1	0-0	0-0	4	1	0	1	1	2	0	23
24	Sahara Jones	g	4-12	2-4	0-0	6	5	10	1	2	0	0	33
01	Mya Petticord	g	0-1	0-0	0-0	2	1	0	0	0	0	0	11
04	Kay Kay Green	g	3-9	1-3	2-5	1	4	9	3	5	1	2	26
13	Jada Malone	g	2-6	0-0	0-0	8	1	4	1	2	0	0	19
21	Eriny Kindred	g	1-1	0-0	0-0	0	0	2	0	1	0	0	3
TEAM		6										2	
Totals.....		15-53	4-19	4-7	42	22	38	9	24	4	3	200	
TOTAL FG%		1st Half: 6-20 30.0%										DB	
3-PT FG%		2nd Half: 9-33 27.3%										Game: 28.3%	
F.Throw %		1st Half: 0-3 0.0%										REB	
		2nd Half: 4-4 100%										Game: 57.1%	2

HOME TEAM: Little Rock 2-5

#	Player	TOT 3-PT										s	min
		fg-a	fg-a	ft-a	reb	pf	tp	a	to	blk	s		
11	Faith Lee	f	4-7	0-0	0-1	2	4	8	1	3	0	0	15
32	Nikki Metcalfe	f	5-17	0-1	0-0	4	0	10	0	2	2	0	39
34	Angelique Francis	f	1-2	0-0	1-2	3	5	3	0	2	0	1	22
10	Jaiyah Harris-Smith	g	1-8	0-0	0-0	11	1	2	4	3	0	2	40
12	Tia Harvey	g	3-8	0-1	2-3	6	1	8	3	4	0	0	39
00	Toyosi Abiola	g	0-0	0-0	0-0	0	0	0	0	0	0	0	1
03	Jayla Brooks	g	3-10	0-1	3-8	6	2	9	0	3	0	1	35
04	Sha'Nequa Henry	g	0-0	0-0	0-0	0	0	0	0	0	0	0	1
22	Mesi Triplett	g	0-0	0-0	2-2	1	1	2	0	2	0	0	8
TEAM		5										1	
Totals.....		17-52	0-3	16	38	14	42	8	20	2	4	200	
TOTAL FG%		1st Half: 11-25 44.0%										DB	
3-PT FG%		2nd Half: 6-27 22.2%										Game: 32.7%	
F.Throw %		1st Half: 0-1 0.0%										REB	
		2nd Half: 0-2 0.0%										Game: 0.0%	2

Officials: Eric Baker, Nicole Brannon, Shaun Robinson

Technical fouls: Texas A&M-None. Little Rock-None.

Attendance: 1,631

Score by Periods	1st	2nd	3rd	4th	OT	Total
Texas A&M	7	7	8	16	-	38
Little Rock	11	14	9	8	-	42

Points in the paint-TAMU 16,LR 22. Points off turnovers-TAMU 9,LR 20.

2nd chance points-TAMU 6,LR 14. Fast break points-TAMU 9,LR 9.

Bench points-TAMU 15,LR 11. Score tied-1 time. Lead changed-2 times.

Last FG-TAMU 4th-00:01, LR 4th-03:39.

Largest lead-TAMU by 1 1st-02:01, LR by 13 2nd-00:18.

TAMU led for 00:47. LR led for 36:29. Game was tied for 02:21.

8

WESTERN KY 48, LITTLE ROCK 25

Dec. 11, 2022 • Bowling Green, Ky. • 738

BOWLING GREEN, Ky. - Faith Lee scored a game-high 12 points, but Little Rock committed 20 turnovers for the third straight game in a 48-25 loss at Western Kentucky Sunday afternoon at E.A. Diddle Arena in Bowling Green.

The Trojans (2-6) shot just 25% from the field (11-for-44) and 25% from the free throw line (3-for-12) in the loss while getting out-rebounded 44-30.

Lee's 12 points mostly came across the second and third quarters, when she was a combined 5-for-7 over that span. She finished the game 6 of 10 from the field with four rebounds.

Jaiyah Harris-Smith recorded a career-high four steals in the game, accounting for a fifth of Western Kentucky's 20 turnovers.

Little Rock came as close as cutting the deficit to seven in the third quarter before the Hilltoppers would end the quarter on a 10-0 run.

WKU (2-6) shot 33% from the field and were led by 11 points from Teresa Faustino, six of which came in the fourth quarter. The Hilltoppers finished the game with a 23-4 advantage from points off the bench with 10 different WKU players scoring in the game.

The Trojans were whistled 19 times in the game compared to WKU's nine fouls called.

Western Kentucky 48, Little Rock 25 in Bowling Green, Ky.; Dec. 11, 2022**VISITORS: Little Rock 2-6**

#	Player	TOT 3-PT										s	min
		fg-a	fg-a	ft-a	reb	pf	tp	a	to	blk	s		
11	Faith Lee	f	6-10	0-0	0-4	4	3	12	0	1	0	0	29
32	Nikki Metcalfe	f	3-13	0-0	0-0	3	2	6	0	2	1	1	29
03	Jayla Brooks	g	1-2	0-1	0-2	3	3	2	2	2	0	1	18
10	Jaiyah Harris-Smith	g	0-3	0-0	1-2	5	2	1	2	4	0	4	40
12	Tia Harvey	g	0-7	0-0	0-2	0	2	0	1	4	0	1	25
00	Toyosi Abiola	g	0-3	0-1	0-0	0	0	0	0	0	0	0	3
04	Sha'Nequa Henry	g	0-5	0-0	2-2	2	4	2	1	2	0	3	21
34	Angelique Francis	g	1-1	0-0	0-0	8	3	2	1	3	1	1	35
TEAM		5										2	
Totals.....		11-44	0-2	3-12	30	19	25	7	20	2	11	200	
TOTAL FG%		1st Half: 6-25 24.0%										DB	
3-PT FG%		2nd Half: 5-19 26.3%										Game: 25.0%	
F.Throw %		1st Half: 0-2 0.0%										REB	
		2nd Half: 3-8 37.5%										Game: 25.0%	5

HOME TEAM: Western Kentucky 2-5

#	Player	TOT 3-PT										s	min
		fg-a	fg-a	ft-a	reb	pf	tp	a	to	blk	s		
11	Jaylin Foster	f	1-6	0-3	4-4	6	1	6	1	3	0	2	29
02	Aaliyah Pitts	g	2-5	0-1	0-2	4	0	4	1	3	0	1	18
03	Alexis Mead	g	0-3	0-0	3-3	3	0	3	0	1	0	0	21
10	Acacia Hayes	g	4-8	0-0	0-0	2	0	8	0	1	0	1	25
20	Macey Blevins	g	1-9	1-7	1-2	5	2	4	0	1	0	0	23
01	Hope Sivori	g	1-3	1-3	0-0	2	1	3	1	1	0	1	19
05	Mya Meredith	g	0-5	0-3	1-2	4	0	1	0	4	0	0	12
14	Teresa Faustino	g	4-8	1-3	2-2	1	0	11	2	0	1	2	19
21	Odethel Batancourt	g	1-1	0-0	0-0	1	0	2	0	1	0	0	5
25	Jordan Smith	g	0-0	0-0	0-0	1	0	0	1	0	0	0	2
33	Josie Gilvin	g	3-3	0-0	0-0	6	2	6	1	0	0	2	22
42	Gabby McBride	g	0-1	0-0	0-0	1	3	0	0	1	0	0	5
TEAM		8										4	
Totals.....		17-52	3-20	11-15	44	9	48	7	20	1	9	200	
TOTAL FG%		1st Half: 8-23 34.8%										DB	
3-PT FG%		2nd Half: 9-29 31.0%										Game: 32.7%	
F.Throw %		1st Half: 2-8 25.0%										REB	
		2nd Half: 6-10 60.0%										Game: 73.3%	2

Officials: Troy Winders; Marla Gearhart, Neonta Williams

Technical fouls: Little Rock-None. Western Kentucky-None.

Attendance: 738

Score by Periods	1st	2nd	3rd	4th	OT	Total
Little Rock	6	6	8	5	-	25
Western Kentucky	11	12	15	10	-	48

Points in the paint-LR 14,WKU 22. Points off turnovers-LR 10,WKU 11.

2nd chance points-LR 3,WKU 7. Fast break points-LR 2,WKU 3.

Bench points-LR 4,WKU 23. Score tied-1 time. Lead changed-0 times.

Last FG-LR 4th-06:38, WKU 4th-00:19.

Largest lead-LR None, WKU by 23 4th-00:19.

LR led for 00:00. WKU led for 38:40. Game was tied for 01:20.

9

ALABAMA 69, LITTLE ROCK 44

Dec. 15, 2022 • Tuscaloosa, Ala. • 1,807

TUSCALOOSA, Ala. - Little Rock found improvement in its offense Thursday night with Faith Lee leading the way matching a career-high 16 points, but Alabama withstood the Trojans' tough defense in a 69-44 decision at Coleman Coliseum in front of 1,807 fans.

The Crimson Tide (8-2) entered the game averaging less than 14 turnovers per game struggled to hold on to the ball with 21 turnovers but shot 47.1% from the field and hit 9 of 21 shots (42.1%) from beyond



13 LITTLE ROCK 64, TENNESSEE ST 57

Dec. 31, 2022 • Nashville, Tenn. • 590

NASHVILLE - Angelique Francis scored a season-high 14 points and nearly claimed a double-double as she grabbed nine rebounds as Little Rock held off Tennessee State in a 64-57 win at the Gentry Center in Nashville Saturday afternoon.

The win, moving Little Rock (5-8) to 2-0 in Ohio Valley Conference play, marks the Trojans' first 2-0 start in league competition since the 2018-19 season.

Sali Kourouma led the Trojans with 15 points while Nikki Metcalfe scored 12 points and Faith Lee added 10 more.

Tied 27-27 at halftime, Little Rock had a scoring outburst in the third quarter with 20 points in the period, eight of which came from Francis. Metcalfe and Kourouma added four each in the frame.

Tennessee State (5-8, 0-2 OVC) got as close as three with a 56-53 deficit with 4:28 to play but could not get any closer as the Trojans responded with a quick 4-0 run and extended their lead out to nine at 64-57 before TSU added one last layup before time expired.

The Lady Tigers were led by Erica Haynes-Overton's 22 points, 13 of which came from the free throw line. TSU received the benefit of 26 free throw attempts courtesy of 21 fouls called in Little Rock while the Trojans only made 16 free throw attempts.

Little Rock held a commanding 33-21 advantage in rebounds and forced 20 turnovers from the Lady Tigers.

The Trojans shot a season-high 52% from the floor and converted 75% of their free throw attempts. Tennessee State shot 40% from the floor.

Little Rock 64, Tennessee State 57 in Nashville, Tenn.; Dec. 31, 2022

VISITORS: Little Rock 5-8, 2-0 OVC

#	Player	fg-a	fg-a	ft-a	reb	pf	tp	a	to	blk	s	min
11	Faith Lee	f	5-9	0-0	0-0	6	2	10	3	4	0	2 36
34	Angelique Francis	f	5-7	0-0	4-4	9	3	14	0	3	0	1 25
03	Jayla Brooks	g	0-2	0-1	3-4	1	5	3	1	3	0	1 18
10	Jaiyah Harris-Smith	g	2-4	0-0	2-2	6	2	6	8	4	0	3 40
12	Tia Harvey	g	1-2	0-0	1-2	2	4	3	1	1	0	0 25
00	Toyosi Abiola	g	0-0	0-0	0-0	0	0	0	0	1	0	0 2
02	Sali Kourouma	g	7-12	0-2	1-2	7	2	15	4	1	0	1 23
22	Mesi Triplett	g	0-1	0-0	1-2	1	2	1	0	1	0	0 4
32	Nikki Metcalfe	g	6-13	0-0	0-0	0	1	12	0	2	3	1 27
TEAM												
Totals.....												
26-50 0-31-16 33 21 64 17 22 3 9 200												
TOTAL FG% 1st Half: 11-24 45.8% 2nd Half: 15-26 57.7% Game: 52.0% DB												
3-PT FG% 1st Half: 0-1 0.0% 2nd Half: 0-2 0.0% Game: 0.0% REB												
F Throw % 1st Half: 5-6 83.3% 2nd Half: 7-10 70.0% Game: 75.0% 4												

HOME TEAM: Tennessee State 5-8, 0-2 OVC

#	Player		fg	a	fg-a	ft	a	reb	pf	tp	a	to	blk	s	min
04	Kianni Westbrook	f	3-7	0-0	1-2	8	3	7	0	2	1	0	2	0	34
24	Lyrice Cole	f	0-0	0-0	2-2	6	3	2	1	3	0	2	0	0	32
10	Saniah Parker	g	4-7	0-1	2-2	1	3	10	0	2	0	2	0	2	33
13	Gia Adams	g	5-15	0-2	1-2	0	4	11	3	6	0	3	0	3	33
20	Erica Haynes-Overton	g	4-10	1-21	3-14	2	22	1	3	0	2	34			
00	Ashley Malone		1-2	0-0	0-0	0	1	2	0	0	0	0	0	7	
02	Ever Walker		0-0	0-0	0-0	0	0	0	0	0	0	0	0	1	
11	Kennedy Davis		0-0	0-0	0-0	0	1	0	0	0	0	0	0	9	
21	Zyion Shannon		1-4	0-0	1-4	1	0	3	0	4	0	0	0	17	
TEAM			3												
Totals.....			18-45	1-52	26-26	21	17	57	5	20	0	10	200		
TOTAL FG% 1st Half: 7-16 43.8%			2nd Half: 11-29 37.9%			Game: 40.0%			DB						
3-Pt. FG% 1st Half: 1-3 33.3%			2nd Half: 0-2 0.0%			Game: 20.0%			REB						
F Throw % 1st Half: 12-16 75.0%			2nd Half: 8-10 80.0%			Game: 76.9%			3						

Officials: Bobby Ray, Alganese Carr, Jessyca Christopher
Technical fouls: Little Rock-None. Tennessee State-None.
Attendance: 590

Score by Periods	1st	2nd	3rd	4th	OT	Total
Little Rock	13	14	20	17	-	64
Tennessee State	10	17	13	17	-	57

Points in the paint-LR 28,TSU 24. Points off turnovers-LR 19,TSU 21.
 2nd chance points-LR 4,TSU 4. Fast break points-LR 7,TSU 10.
 Bench points-LR 28,TSU 5. Score tied 8-times. Lead changed 5-times.
 Last FG-LR 4th-01:21,TSU 4th-00:01.
 Largest lead-LR by 9 4th-00:13,TSU by 5 1st-08:46.
 LR led for 25:23. TSU led for 09:23. Game was tied for 05:14.

14 LITTLE ROCK 62, LINDENWOOD 38

Jan. 4, 2023 • Little Rock, Ark. • 1,983

LITTLE ROCK, Ark. - Angelique Francis scored a career-high 22 points and Little Rock forced 22 turnovers out of Lindenwood in a 62-38 rout between the two first-year members of the Ohio Valley Conference.

The Trojans (6-8, 3-0 Ohio Valley) led wire-to-wire and never relented, holding the visiting Lions to just 12 first half points.

Francis put together a nice game, shooting 69% from the field (9-for-13) with 22 points, eight rebounds and drawing six fouls including one charge. Faith Lee added 12 points while Jayla Brooks scored a career-high 12 points in the game.

Jaiyah Harris-Smith scored six while adding seven rebounds and five assists. Tia Harvey matched a career-best two blocks.

The Trojans, which shot 43.5% from the field, limited Lindenwood to just five assists while forcing 22 turnovers, seven of which came off steals. Nikki Metcalfe was credited with a career-high three steals in the game.

Little Rock led by as much as 18 in the first half, holding Lindenwood (1-13, 0-3) scoreless for nearly seven minutes of a lopsided second quarter. That lead grew to as much as 34 in the final period before Trojans Head Coach Joe Foley emptied his bench.

Mary McGrath led Lindenwood with 14 points and nine rebounds. The Lions were held to under 50 points for the fifth game this season while becoming the fifth Trojan opponent to be limited to under the 50-point threshold.

Little Rock 62, Lindenwood 38 in Little Rock, Ark.; Jan. 4, 2023

VISITORS: Lindenwood 1-13, 0-3 OVC

#	Player	fg-a	fg-a	ft-a	reb	pf	tp	a	to	blk	s	min
02	Makayla Wallace	g	2-2	0-0	4-5	3	0	8	1	2	0	0 14
05	Emily Benzschawel	g	1-6	1-3	0-0	0	2	3	1	1	0	0 24
15	Devin Fuhring	g	0-3	0-0	0-0	1	1	0	0	3	0	0 17
21	Mary McGrath	g	6-8	2-4	0-0	9	3	14	0	2	0	2 29
25	Masyn McWilliams	g	1-2	0-0	1-2	2	2	3	0	4	0	1 25
03	Mya Davidson	g	0-0	0-0	1-4	2	2	1	0	3	2	0 18
10	Alana Stevenson	g	0-2	0-1	0-0	0	0	0	1	1	0	0 17
24	Sophia Horton	g	0-1	0-0	0-0	2	1	0	1	2	1	0 15
30	Paige Craft	g	1-3	0-1	0-0	0	1	2	0	2	0	0 20
42	Brooke Woodyard	g	1-3	1-1	0-0	2	1	3	0	0	0	0 15
TEAM												
Totals.....												
12-30 4-10 6-11 23 13 34 4 22 3 3 194												
TOTAL FG% 1st Half: 4-14 28.6% 2nd Half: 8-16 50.0% Game: 40.0% DB												
3-PT FG% 1st Half: 2-3 66.7% 2nd Half: 2-7 28.6% Game: 40.0% REB												
F Throw % 1st Half: 2-6 33.3% 2nd Half: 4-5 80.0% Game: 54.5% 3												

HOME TEAM: Little Rock 6-8, 3-0 OVC

#	Player	fg-a	fg-a	ft-a	reb	pf	tp	a	to	blk	s	min
11	Faith Lee	f	6-16	0-0	0-0	4	2	12	2	2	1	1 29
34	Angelique Francis	f	9-13	0-0	4-5	8	1	22	1	1	0	0 29
03	Jayla Brooks	g	5-6	0-1	2-2	3	1	12	1	1	0	1 31
10	Jaiyah Harris-Smith	g	2-3	0-0	2-3	7	1	6	5	2	0	0 33
12	Tia Harvey	g	0-4	0-0	0-0	3	1	0	4	0	2	0 30
00	Toyosi Abiola	g	0-0	0-0	0-0	0	1	0	0	1	0	0 3
01	Mira Hanna	g	0-1	0-0	0-0	0	0	0	0	1	0	0 4
02	Sali Kourouma	g	3-10	0-1	0-0	1	1	6	1	0	1	1 14
04	Sha'Nequa Henry	g	0-1	0-1	0-0	0	1	0	0	0	0	0 4
05	Hailey Hohenacker	g	0-2	0-0	0-0	0	1	0	0	0	0	0 4
22	Mesi Triplett	g	1-3	0-0	0-0	1	1	2	0	0	0	1 5
32	Nikki Metcalfe	g	1-3	0-0	0-0	5	2	2	1	0	0	3 14
TEAM												
Totals.....												
27-62 0-3 8-10 35 13 62 15 8 4 7 200												
TOTAL FG% 1st Half: 14-33 42.4% 2nd Half: 13-29 44.8% Game: 43.5% DB												
3-PT FG% 1st Half: 0-1 0.0% 2nd Half: 0-2 0.0% Game: 0.0% REB												
F Throw % 1st Half: 1-1 100% 2nd Half: 7-7 77.8% Game: 80.0% 2												

Officials: Eric Baker, Nicole Brannon, Leah Lanie
Technical fouls: Lindenwood-None. Little Rock-None.
Attendance: 1,983

Score by Periods	1st	2nd	3rd	4th	OT	Total
Lindenwood	5	7	10	16	-	38
Little Rock	17	12	25	8	-	62

Points in the paint-LIN 18,LR 38. Points off turnovers-LIN 8,LR 22.
 2nd chance points-LIN 4,LR 21. Fast break points-LIN 5,LR 5.
 Bench points-LIN 6,LR 10. Score tied 0-times. Lead changed 0-times.
 Last FG-LIN 4th-00:15,LR 4th-03:54.
 Largest lead-LIN None,LR by 34 4th-09:30.
 LIN led for 00:00. LR led for 39:46. Game was tied for 00:14.

15 LITTLE ROCK 65, SOUTHEAST MO. 45

Jan. 7, 2023 • Little Rock, Ark. • 2,135

LITTLE ROCK, Ark. - Sali Kourouma erupted for a season-high 30 points and Little Rock's suffocating defense turned 28 Southeast Missouri turnovers in to 33 points as the Trojans easily dispatched of the Redhawks, 65-45, Saturday afternoon at the Jack Stephens Center.

The win, Little Rock's fourth in a row, kept the Trojans (7-8, 4-0) unscathed in Ohio Valley Conference play. The Trojans scored 33 points off turnovers thanks to forcing 28 SEMO miscues, both of which marked season highs.

Kourouma cruised to 16 points at halftime and continued the scoring after intermission, becoming just the fifth OVC player to reach the 30-point plateau this season. Angelique Francis added 13 points for the Trojans.

Southeast Missouri (5-10, 0-4) became the sixth Little Rock opponent to be limited to under 50 points this season as the Redhawks were held to less than 31% (16-for-52) shooting from the field. Jaiyah Green led SEMO with 13 points, but she also was one of three players with a team-high five turnovers. The Trojans are now holding opponents to just 56.1 points per game this season, a mark that would set an Ohio Valley Conference record if the season ended today.

Little Rock jumped on the Redhawks from the start with Kourouma responsible for the 5-0 start. SEMO would tie it at 7-7 but Kourouma's fast-break layup would break the tie and give the Trojans a lead they would not relinquish. Shooting nearly 62% (8-for-13) in the first quarter, Little Rock had a 17-8 lead at the first break thanks to a defensive effort that held SEMO to just one point over the final five minutes of the period.

Little Rock expanded its 11-point halftime lead in the third quarter, going on an 11-0 run at one point and out-scoring the visiting Redhawks 20-9 in the quarter.

The Maroon and Silver tallied a season-high 12 steals in the contest with seven different players recording a swipe. Jaiyah Harris-Smith, who recorded a game-high three steals, also dished out a game-high seven assists. Nikki Metcalfe tallied three of Little Rock's five blocks.

Little Rock 65, Southeast Missouri 45 in Little Rock, Ark.; Jan. 7, 2023

VISITORS: Southeast Missouri 5-10, 0-4 OVC

#	Player		fg-a	3-pt	ft-A	reb	pf	tp	a	to	blk	s	min
15	Halle Smith	f	1-3	0-2	2-2	3	3	4	0	2	1	0	23
22	Alecia Doyle	g	4-14	0-2	0-0	9	2	8	2	5	1	0	28
24	Jaiyah Green	g	4-8	1-3	4-6	6	2	13	1	5	1	1	35
25	Kiylee Flowers	g	1-4	1-2	1-2	2	3	4	1	3	0	1	24
34	Sophie Bussard	g	0-2	0-0	0-0	4	0	0	0	3	0	0	20
00	Rahmena Henderson		0-0	0-0	0-0	1	0	0	0	1	0	1	4
01	Kori Tomlin		1-5	1-3	0-0	1	1	3	0	1	0	1	20
02	Tykira Harrison		2-5	1-2	0-0	0	5	0	0	0	0	0	7
03	Chandler Davis		1-2	0-0	1-2	0	2	3	0	1	0	1	15
05	Julia Sion		0-0	0-0	0-0	1	1	0	0	0	0	0	3
14	Kennedi Watkins		1-6	0-1	0-0	3	5	2	0	5	0	0	10
23	Tamia Stallings		1-3	0-0	1-2	7	2	3	0	2	0	0	11
	TEAM					5							
Totals.....			16-52	4-15	9-14	42	41	25	4	28	3	5	200
TOTAL FG% 1st Half: 9-25 36.0%			2nd Half: 7-27 25.9%			Game: 30.8%			DB				
3-PT FG% 1st Half: 1-7 14.3%			2nd Half: 3-8 37.5%			Game: 26.7%			REB				
F Throw% 1st Half: 4-8 50.0%			2nd Half: 5-6 83.3%			Game: 64.3%							



2022-23 RECAPS AND BOX SCORES

16

LITTLE ROCK 47, SOUTHERN IND. 44
Jan. 12, 2023 • Evansville, Ind. • 1,796

EVANSVILLE, Ind. - Little Rock rallied back from a seven-point fourth quarter deficit and held Southern Indiana to just four points in the final quarter to pull out a 47-44 win in Evansville Thursday evening.

The Trojans (8-8, 5-0 Ohio Valley) trailed by seven with over five minutes to play but ended the game on a 12-2 run and held Southern Indiana (8-8, 2-3) to just four points in the fourth quarter and a 7.7% field goal percentage in the final frame.

Tia Harvey scored all eight of her points over the final 5:15 and clinched the win with a defensive rebound as USI's Vanessa Shafford, who led the Screaming Eagles with 10 points, missed a potential game-tying 3-pointer. Shafford ended the night just 4-for-15 and 2 of 7 from 3-point range. Sali Kourouma led all players with 20 points.

Little Rock's come-from-behind heroics were necessary after the Trojans went scoreless for over 10 minutes across the third and fourth quarters, missing 16 consecutive shots before Harvey ended the cold streak with a jump shot in the paint with 5:15 to go.

Jayla Brooks, who had a career-high five steals, also hit a layup in that 12-2 run and Nikki Metcalfe had eight points, including a pull-up jumper with 1:35 left. That shot pushed Little Rock's lead out to 47-44 and ended up being the last basket of the game.

Even with the long scoreless stretch, Southern Indiana could not break through Little Rock's defense and pull away. USI's seven-point lead in the fourth quarter was their largest of the game but the Screaming Eagles coughed up 23 turnovers and the OVC's leaders in assists were limited to just 12, more than four fewer than their season average.

The win sets up a battle of the two remaining undefeated teams in Ohio Valley Conference play on Saturday when Little Rock plays at Eastern Illinois (13-3, 5-0) while handing Southern Indiana just its second loss at home this season and first in conference play.

Little Rock 47, Southern Indiana 44 in Evansville, Ind.; Jan. 12, 2023

VISITORS: Little Rock 8-8, 5-0 OVC

#	Player	fg-a	fg-a	ft-a	reb	pf	tp	a	to	blk	s	min
02	Sali Kourouma	f	7-19	1-4	5-8	4	1	20	0	4	3	25
34	Angelique Francis	f	1-3	0-0	0-0	6	3	2	0	2	0	36
03	Jayla Brooks	g	3-9	0-0	0-0	5	3	6	1	2	0	37
10	Jaiyah Harris-Smith	g	1-3	0-0	1-4	10	2	3	1	1	0	39
12	Tia Harvey	g	2-8	0-2	4-5	4	2	8	4	3	0	35
11	Faith Lee	g	0-2	0-0	0-0	1	1	0	0	1	0	4
32	Nikki Metcalfe	g	4-10	0-1	0-0	4	0	8	1	0	3	24
TEAM					3							
Totals.....			18-54	1-710-17	37	12	47	7	15	6	10	200
TOTAL FG%		1st Half: 11-28 39.3%	2nd Half: 7-26 26.9%		Game: 33.3%		DB					
3-Pt. FG%		1st Half: 0-2 0.0%	2nd Half: 1-5 20.0%		Game: 14.3%		REB					
FThrow %		1st Half: 5-9 55.6%	2nd Half: 5-8 62.5%		Game: 58.8%							

HOME TEAM: Southern Indiana 8-8, 2-3 OVC

#	Player	fg-a	fg-a	ft-a	reb	pf	tp	a	to	blk	s	min
22	Meredith Raley	f	3-10	0-4	0-1	5	1	6	1	2	2	14
33	Hannah Haithcock	f	0-13	0-1	5-6	7	0	5	1	1	0	33
04	Tori Handley	g	2-5	2-3	0-0	5	2	6	1	0	0	28
11	Soffia Rieckers	g	0-5	0-2	0-0	1	4	0	3	2	0	30
20	Vanessa Shafford	g	4-15	2-7	0-0	8	4	10	0	5	1	33
03	Lexie Green	g	2-3	2-3	0-0	8	0	6	1	1	0	20
23	Ashlynn Brown	g	3-5	0-0	2-2	6	4	8	2	6	1	18
24	Tara Robbe	g	1-1	1-1	0-0	1	0	3	3	5	0	14
TEAM					6							
Totals.....			15-57	7-21	7-9	47	15	44	12	23	4	200
TOTAL FG%		1st Half: 9-26 34.6%	2nd Half: 6-31 19.4%		Game: 26.3%		DB					
3-Pt. FG%		1st Half: 4-10 40.0%	2nd Half: 3-11 27.3%		Game: 33.3%		REB					
FThrow %		1st Half: 5-7 71.4%	2nd Half: 2-2 100%		Game: 77.8%							

Officials: Shane Bennett, Jessica Fortner, Ivan Fulton
Technical fouls: Little Rock-None. Southern Indiana-None.
Attendance: 1,796

Score by Periods	1st	2nd	3rd	4th	OT	Total
Little Rock	13	14	8	12	-	47
Southern Indiana	8	19	13	4	-	44

Points in the paint-LR 22, USI 8. Points off turnovers-LR 16, USI 14.
2nd chance points-LR 2, USI 11. Fast break points-LR 7, USI 0.
Bench points-LR 8, USI 17. Score tied-6 times. Lead changed-8 times.
Last FG-LR 4th-01:35, USI 4th-06:27.
Largest lead-LR by 6 3rd-08:27, USI by 7 4th-06:27.
LR led for 16:09. USI led for 19:08. Game was tied for 04:43.

17

EASTERN ILLINOIS 44, LITTLE ROCK 33
Jan. 14, 2023 • Charleston, Ill. • 587

CHARLESTON, Ill. - Little Rock held the Ohio Valley Conference's most potent offense to its lowest scoring output in five years but couldn't hit enough shots down the stretch in a loss at Eastern Illinois Saturday afternoon at Lantz Arena.

The Panthers (14-3, 6-0 Ohio Valley) was limited to just 44 points - well under their 72.1 season average - but outscored Little Rock by nearly double in the final quarter in the 44-33 final. The Trojans (8-9, 5-1) were held scoreless for over six minutes in the final period.

Tia Harvey led the Maroon and Silver with 12 points while Jaiyah Harris-Smith brought down a career-high 14 rebounds in the game. Lariah Washington and Macy McGlone each scored 14 points to lead the Panthers while McGlone added 12 rebounds for a double-double.

Not only did Little Rock's defense limit EIU to just 44 points, but the Panthers were also held to a season-low seven assists after entering the game averaging 16.3 assists per game.

While Eastern Illinois struggled to break through Little Rock's defense, the Trojans were unable to take advantage of a stymied Panther offense. LR shot just 19% in the second half, including under 12% in the final quarter.

Eastern Illinois remains the only undefeated team in the OVC and Little Rock, tied for second with Tennessee Tech, will host the Golden Eagles (11-5, 5-1) on Thursday at the Jack Stephens Center.

Eastern Illinois 44, Little Rock 33 in Charleston, Ill.; Jan. 14, 2023

VISITORS: Little Rock 8-8, 5-0 OVC

#	Player	fg-a	fg-a	ft-a	reb	pf	tp	a	to	blk	s	min
32	Nikki Metcalfe	f	1-6	0-0	0-0	7	2	2	1	0	1	29
34	Angelique Francis	f	3-10	0-0	1-2	4	1	7	1	0	1	40
03	Jayla Brooks	g	0-4	0-2	0-0	2	1	0	3	3	0	29
10	Jaiyah Harris-Smith	g	2-5	0-1	1-2	14	2	5	3	1	0	24
12	Tia Harvey	g	6-23	0-4	0-2	4	3	12	2	1	0	38
11	Faith Lee	g	2-7	0-0	3-5	2	4	7	0	2	0	13
22	Mesi Triplett	g	0-3	0-0	0-0	8	2	0	1	1	1	11
TEAM					3							
Totals.....			14-58	0-7	5-11	44	15	33	11	10	3	200
TOTAL FG%		1st Half: 8-27 29.6%	2nd Half: 6-31 19.4%		Game: 24.1%		DB					
3-Pt. FG%		1st Half: 0-2 0.0%	2nd Half: 0-5 0.0%		Game: 0.0%		REB					
FThrow %		1st Half: 1-4 25.0%	2nd Half: 4-7 57.1%		Game: 45.5%							

HOME TEAM: Eastern Illinois 14-3, 6-0 OVC

TOWNSHIP HIGH SCHOOL BOYS' BASKETBALL													
		TOT 3-PT											
#	Player	fg-a	fg-a	ft-a	reb	pf	tp	a	to	blk	s	min	
25	Tariss Thornton	f	2-7	0-1	1-2	7	4	5	2	2	1	0	29
33	Macy McGlone	f	5-10	0-0	4-5	12	2	14	0	4	0	35	
03	Miah Monahan	g	3-7	1-3	0-0	2	2	7	2	1	0	31	
04	Lyrice Johnson	g	1-4	0-1	0-0	5	1	2	1	1	1	32	
22	Lariah Washington	g	6-19	0-5	2-2	6	0	14	1	2	0	38	
02	Emily Meidel	g	0-0	0-0	0-0	0	0	0	0	0	0	1	
05	Jacqueline Maulucci	g	0-2	0-1	0-0	1	0	0	0	0	0	9	
10	Haley Cameron	g	0-1	0-1	0-0	0	0	0	0	0	0	1	
14	Ellie Colson	g	0-0	0-0	0-0	0	3	0	0	0	0	1	
20	Julia Bengtson	g	1-4	0-3	0-0	2	0	2	1	0	0	13	
21	Hannah Purcell	g	0-3	0-0	0-0	3	0	0	1	0	0	10	
TEAM					6								
Totals.....			18-57	1-15	7-9	44	12	44	7	11	2	200	
TOTAL FG%		1st Half: 9-31 29.0% 2nd Half: 9-26 34.6% Game: 31.6%											
3-Pt. FG%		1st Half: 1-8 12.5% 2nd Half: 0-7 0.0% Game: 6.7%											
FThrow %		1st Half: 2-3 66.7% 2nd Half: 5-6 83.3% Game: 77.8%											

Officials: Daniel Drake, Troy Ramey, Chad Beck
Technical fouls: Little Rock-None. Eastern Illinois-None.
Attendance: 587

Score by Periods	1st	2nd	3rd	4th	OT	Total
Little Rock	7	10	8	8	-	33
Eastern Illinois	13	8	8	15	-	44

Points in the paint-LR 16, EIU 22. Points off turnovers-LR 6, EIU 9.
2nd chance points-LR 8, EIU 14. Fast break points-LR 3, EIU 3.
Bench points-LR 7, EIU 2. Score tied-3 times. Lead changed-0 times.
Last FG-LR 4th-01:11, EIU 4th-01:56.
Largest lead-LR None, EIU by 16 4th-01:56.
LR led for 00:00. EIU led for 36:29. Game was tied for 03:31.

18

LITTLE ROCK 61, TENNESSEE TECH 45
Jan. 19, 2023 • Little Rock, Ark. • 2,509

LITTLE ROCK, Ark. - Little Rock's defense held Tennessee Tech to season lows in points, field goals made and assists while scoring 15 points off 15 turnovers in a dominant 61-45 win over the Golden Eagles Thursday night at the Jack Stephens Center.

The Trojans (9-9, 6-1 Ohio Valley) held their sixth conference opponent to under 50 points and used a 13-0 run to start the second half to pull away from the Golden Eagles (11-6, 5-2) after Little Rock took a 31-26 lead into intermission.

Sali Kourouma led all scorers with 22 points, barely missing out on a double-double after grabbing nine rebounds. Jayla Brooks scored a career-high 13 points while Jaiyah Harris-Smith flirted with a triple-double, dishing out a career-high 10 assists with seven rebounds and six points. Tia Harvey added 10 points.

Little Rock forced 15 turnovers and held TTU to just 45 points and 28.6% shooting, despite the Golden Eagles averaging 68.4 points and 42.7% shooting entering the game. Maaliyah Owens led TTU with 12 points.

Tennessee Tech kept pace with the Trojans throughout the first two periods, forcing six ties and five lead changes before the break. But Little Rock came out firing after halftime, opening the third quarter on the 13-point run that included two points from the free throw line courtesy of a technical foul called on the TTU coach.

That technical, coming just two points into Little Rock's run, only motivated the Trojans and Little Rock took advantage of the opportunity. Tennessee Tech was unable to recover as Little Rock stretched its lead to as much as 22 late in the fourth quarter.

The Trojans held TTU to just eight assists in the game, a far cry from their 15.3 season average entering Thursday. Little Rock continues to exert its dominance on defense while Kourouma, now averaging 17.8 points per game, was an efficient 8 of 19 (42%) from the field, hitting a trio of shots from 3-point range.

Little Rock 61, Tennessee Tech 45 in Little Rock, Ark.; Jan. 19, 2023

VISITORS: Tennessee Tech 11-6, 5-2 OVC

#	Player	fg-a	fg-a	ft-a	reb	pf	tp	a	to	blk	s	min
04	Anna Walker	f	2-5	0-1	2-2	2	3	6	0	3	0	15
10	Reagan Hurst	g	1-3	0-0	4-5	2	6	1	2	0	0	29
11	Maaliyah Owens	g	4-12	2-6	2-2	3	1	12	1	2	0	33
24	Jada Guinn	g	1-3	0-0	2-2	4	2	4	1	2	1	25



19 LITTLE ROCK 42, TENNESSEE ST 36

Jan. 21, 2023 • Little Rock, Ark. • 3,446

LITTLE ROCK, Ark. - Sali Kourouma scored a game-high 25 points and the vaunted Trojan defense held Tennessee State to just 36 points as Little Rock held on for a 42-36 win over the Lady Tigers Saturday at the Jack Stephens Center.

Apart from Kourouma's 38% shooting and game-high points output, Little Rock's offense struggled but the Trojans were once again buoyed by a defense that limited TSU to its lowest scoring output in a conference game this year and held them to an Ohio Valley Conference single-game low one assist while forcing 21 turnovers.

The Trojans (10-9, 7-1 OVC) did not allow Tennessee State — a team shooting better than 24% from long range — to connect on a 3-pointer and held Erica Haynes-Overton, the conference's third leading scorer — to just 15 points with just six points in the second half. Kianni Westbrook added 11 points.

Tennessee State (7-12, 2-6 OVC) only reached double figures in one of the four quarters, not scoring more than seven points in any frame outside of their 17-point third-quarter output.

Kourouma finished with 25 points — the most points an OVC player has scored on TSU so far this season — and finished a second consecutive game with nine rebounds, barely missing out on a double-double. No other Trojan reached double figures in scoring, but Angelique Francis grabbed a game-high 13 rebounds. Even with Kourouma's offensive success, Little Rock only shot 28.3% from the field and just 50% from the free throw line.

Of Little Rock's 42 total points scored, 18 of those came off of Tennessee State's 21 turnovers. TSU, which is the only OVC team to surpass 50 points against the Trojans this season in Little Rock's 64-57 win on Dec. 31, were unable to replicate that offensive production.

Little Rock is now holding all opponents to just 53.2 points per game and limiting OVC opponents to a staggering 44.1 points per game. Both of those numbers are the lowest in the league since at least the 1997-98 season and are believed to be conference records.

Little Rock 42, Tennessee State 36 in Little Rock, Ark.; Jan. 21, 2023

VISITORS: Tennessee State 7-12, 2-6 OVC

#	Player		fg-a	3-pt	ft-a	reb	pf	tp	a	to	blk	s	min
04	Kianni Westbrook	f	4-7	0-0	3-3	9	2	11	0	6	3	0	33
14	Sierra McCullough	f	0-1	0-0	2-2	8	4	2	0	0	0	0	22
10	Saniah Parker	g	0-3	0-1	0-0	5	4	0	0	4	1	1	28
20	Erica Haynes-Overton	g	6-15	0-1	3-6	3	2	15	0	4	0	0	36
21	Zylon Shannon	g	0-7	0-1	0-0	1	0	0	0	3	0	0	30
00	Ashley Malone		2-7	0-1	0-0	2	3	4	1	2	0	1	18
02	Ever Walker		0-0	0-0	0-0	0	0	0	0	0	0	0	9
05	Shequana Jackson		0-0	0-0	0-0	1	1	0	0	0	0	0	2
11	Kennedy Davis		2-2	0-0	0-0	3	3	4	0	2	0	1	17
12	Corina Suarez-Tudela		0-0	0-0	0-0	1	0	0	0	0	0	0	5
TEAM			4										
Totals.....			14-42	0-4	8-11	37	19	36	1	21	4	3	200
TOTAL FG%.....			1st Half: 5-24 20.8%		2nd Half: 9-18 50.0%		Game: 33.3%		DB				
3-Pt. FG%.....			1st Half: 0-3 0.0%		2nd Half: 0-1 0.0%		Game: 0.0%		REB				
FThrow %.....			1st Half: 3-4 75.0%		2nd Half: 5-7 71.4%		Game: 72.7%		1				

HOME TEAM: Little Rock 10-9, 7-1 OVC

#	Player		TOT 3-PT											
			fg-a	fg-a	ft-a	reb	pf	tp	a	to	blk	s	min	
11	Faith Lee	f	2-8	0-0	0-2	4	2	4	1	6	0	0	23	
34	Angelique Francis	f	1-3	0-0	0-0	13	2	2	1	2	1	1	39	
03	Jayla Brooks	g	1-7	0-1	1-2	2	2	3	4	0	0	1	40	
10	Jaiyah Harris-Smith	g	2-8	0-0	2-4	5	0	6	4	3	0	3	40	
12	Tia Harvey	g	1-6	0-0	0-0	0	4	2	0	2	0	2	25	
02	Sali Kourouma		10-26	1-5	4-6	9	2	25	0	0	0	2	31	
32	Nikki Metcalfe		0-2	0-0	0-0	0	2	0	0	0	0	0	2	
TEAM			8											
Totals.....			17-60	1-6	7-14	41	14	42	10	13	1	9	200	
TOTAL FG%			1st Half: 7-28 25.0%		2nd Half: 10-32 31.3%		Game: 28.3%		DB					
3-PT. FG%			1st Half: 0-3 0.0%		2nd Half: 1-3 33.3%		Game: 16.7%		REB					
FThrow %			1st Half: 3-8 37.5%		2nd Half: 4-6 66.7%		Game: 50.0%		2					

Officials: Scott Klomfas, Tamires de Souza, Herb Burl
Technical fouls: Tennessee State-None. Little Rock-None.
Attendance: 3,446

Score by Periods	1st	2nd	3rd	4th	OT	Total
Tennessee State	6	7	17	6	-	36
Little Rock	4	13	14	11	-	42

Points in the paint-TSU 24, LR 24. Points off turnovers-TSU 2, LR 18.
 2nd chance points-TSU 7, LR 9. Fast break points-TSU 0, LR 10.
 Bench points-TSU 8, LR 25. Score tied-4 times. Lead changed-5 times.
 Last FG-TSU 4th-01:45, LR 4th-02:14.
 Largest lead-TSU by 4 1st-05:15, LR by 9 3rd-07:35.
 TSU led for 13:34. LR led for 21:36. Game was tied for 04:50.

20 LITTLE ROCK 58, MOREHEAD ST 45

Jan. 26, 2023 • Morehead, Ky. • 680

MOREHEAD, Ky. - Tia Harvey scored a career-high 19 points and Little Rock's defense clamped down in the final quarter as the Trojans moved to 8-1 in Ohio Valley Conference play with a 58-45 win at Morehead State Thursday evening.

The Trojans (11-9, 8-1) held the host Eagles to just seven points in the final quarter after limiting Morehead State to just 2-for-14 (14.3%) shooting over the final 10 minutes.

The Eagles (7-13, 3-6) became the eighth OVC opponent in nine tries to fail to reach 50 points against Little Rock's suffocating defense. Little Rock scored 17 points off 19 Eagle turnovers; the 12th time this season the Trojans have posted 15-plus points off turnovers in a single game.

Faith Lee and Jaiyah Harris-Smith added 10 points each with Harris-Smith adding seven rebounds and four assists. Jayla Brooks dished out a career-high six assists as the Trojans accumulated 17 assists, one shy of a season high, with just 12 turnovers.

Overall, the Trojans shot an efficient 50% (24-for-48) from the field including a critical 45.5% (5 of 11) in the fourth quarter, out-scoring Morehead State 13-7 in the final period. The Eagles had cut their deficit to as little as seven at the end of the third quarter but a 5-0 run by Little Rock to open the fourth quarter extended the Trojan lead to double digits, never falling back to a single-digit margin.

Morehead State was led by Sandra Lin's 14 points and seven assists while Jayden Rhodes scored 11.

The Trojans remain a game back of league-leading Eastern Illinois in the OVC standings after ELU escaped with an overtime win at Southern Indiana Thursday night. Little Rock now heads to Tennessee Tech with the Golden Eagles a game behind the Trojans in the standings. Tip-off between the two teams is set for 1 p.m. CT on Saturday, Jan. 26.

Little Rock 58, Morehead State 45 in Morehead, Ky.; Jan. 26, 2023

VISITORS: Little Rock 11-9, 8-1 OVC

#	Player		TOT 3-PT											
			fg-a	fg-a	ft-A	reb	pf	tp	a	to	blk	s	min	
11	Faith Lee	f	4-7	0-0	2-2	0	0	10	2	2	0	0	21	
34	Angelique Francis	f	1-3	0-0	2-2	6	2	4	1	4	0	1	38	
03	Jayla Brooks	g	3-6	0-0	0-0	0	3	6	6	2	1	1	38	
10	Jaiyah Harris-Smith	g	4-9	0-0	2-2	7	4	10	4	3	0	1	34	
12	Tia Harvey	g	8-12	0-0	3-3	5	3	19	3	1	0	0	33	
02	Sali Kourouma		3-8	0-2	1-2	5	0	7	1	0	1	3	33	
32	Nikki Metcalfe		1-3	0-0	0-0	0	0	2	0	0	0	0	3	
TEAM			5											
Totals.....			24-48	0-21	11-28	12	12	58	17	12	2	6	200	
TOTAL FG%			1st Half: 13-24 54.2%		2nd Half: 11-24 45.8%		Game: 50.0%		DB					
3-PT. FG%			1st Half: 0-1 0.0%		2nd Half: 0-1 0.0%		Game: 0.0%		REB					
FThrow %			1st Half: 6-6 100%		2nd Half: 4-5 80.0%		Game: 90.9%		1					

HOME TEAM: Morehead State 7-13, 3-6 OVC

		TOT 3-PT												
#	Player		fg-a	fg-a	ft-A	reb	pf	tp	a	to	blk	s	min	
11	Jayden Rhodes	f	4-10	3-7	0-0	2	3	11	0	0	0	2	35	
14	Sophie Benharouga	f	3-8	0-0	0-0	5	2	6	0	3	0	0	28	
00	Veronica Charles	g	1-11	1-7	0-0	5	1	3	2	1	1	1	30	
03	Sandra Lin	g	5-12	1-3	3-3	5	1	14	7	6	0	1	38	
02	Hallie Rhodes	g	1-1	0-0	0-0	2	1	2	0	3	0	2	26	
05	Sophie Baydanov		0-0	0-0	0-0	0	0	0	0	0	0	0	5	
12	Tolisha Walker		0-0	0-0	0-0	2	4	0	0	2	0	0	13	
13	Crystal Corley		0-0	0-0	0-0	1	2	0	0	1	0	0	2	
20	Melissa Secchiarioli		0-2	0-2	0-0	0	0	0	0	1	0	0	3	
34	Valentina Saric		3-6	3-6	0-0	4	1	9	1	0	0	0	20	
TEAM			2						2					
Totals.....			17-50	8-25	3-3	28	15	45	10	19	1	6	200	
TOTAL FG%		1st Half: 8-23 34.8%	2nd Half: 9-27 33.3%					Game: 34.0%					DB	
3-PT. FG%		1st Half: 4-13 30.8%	2nd Half: 4-12 33.3%					Game: 32.0%					REB	
FThrow %		1st Half: 0-0 0.0%	2nd Half: 3-3 100%					Game: 100%						

Officials: Marla Gearhart, Ivan Fulton, Hannah Ingle
Technical fouls: Little Rock-None. Morehead State-None.
Attendance: 680

Score by Periods	1st	2nd	3rd	4th	OT	Total
Little Rock	20	12	13	13	-	58
Morehead State	13	7	18	7	-	45

Points in the paint-LR 24, MORE 18. Points off turnovers-LR 17, MORE 6.
 2nd chance points-LR 6, MORE 6. Fast break points-LR 9, MORE 4.
 Bench points-LR 9, MORE 9. Score tied-1 time. Lead changed-3 times.
 Last FG-LR 4th-00:48, MORE 4th-00:38.
 Largest lead-LR by 16 4th-01:36, MORE by 4 1st-06:34.
 LR led for 34:27. MORE led for 04:07. Game was tied for 01:26.

21 LITTLE ROCK 66, TENNESSEE TECH 63

Jan. 28, 2023 • Cookeville, Tenn. • 1,188

COOKEVILLE, Tenn. - Facing a tie game and the final seconds ticking off the clock, Sali Kourouma drove to the basket and split three collapsing defenders to score the game-winning bucket while drawing the foul. Kourouma hit the ensuing free throw as Tennessee Tech watched its upset bid slip away in a 66-63 Little Rock win Saturday.

Angelique Francis scored a team-best 19 points and Sali Kourouma finished with 14 points after hitting the game-winner. Faith Lee also added 14 points while Jayla Brooks scored 10. Jaiyah Harris-Smith nearly had a double-double with nine assists and seven rebounds.

Little Rock (12-9, 9-1 Ohio Valley) led for over 26 minutes and was up by as much as 23 early in the second half but Tennessee Tech (13-7, 7-3) charged back, leading by as much as two, 47-45, at the end of the third quarter.

Kourouma and Brooks each scored six in the final quarter while the Trojans held Tennessee Tech to just 23% (3 of 13) shooting in the final period after Tech shot nearly 42% over the first three quarters.

Peyton Carter, who scored nine points and grabbed eight rebounds, hit a pair of free throws with 21 seconds remaining to tie the game at 63-63, the ninth tie of a game that also featured 14 lead changes.

Little Rock used its final timeout after those free throws to advance the ball and set up a final shot situation, allowing Kourouma to provide the game's heroics.

While Tennessee Tech became the first OVC school to ever score more than 60 points against Little Rock, it would be a moral victory only for the Golden Eagles. With the win, Little Rock not only moved two games ahead of Tech in the league standings while remaining just a single game behind league-leading Eastern Illinois, but secured the season sweep over Tennessee Tech and solidifying the tiebreaker advantage should that come into play later this year.

Little Rock 66, Tennessee Tech 63 in Cookeville, Tenn.; Jan. 28, 2023

VISITORS: Little Rock 12-9, 9-1 OVC

#	Player		TOT 3-PT										
			fg-a	fg-a	ft-a	reb	pf	tp	a	to	blk	s	min
11	Faith Lee	f	7-11	0-0	0-0	1	4	14	1	2	0	1	27
34	Angelique Francis	f	6-14	0-0	7-7	4	4	19	2	3	0	0	36
03	Jayla Brooks	g	4-6	0-0	2-2	6	3	10	3	0	0	3	40
10	Jaiyah Harris-Smith	g	0-2	0-0	0-0	7	3	0	9	0	0	4	40
12	Tia Harvey	g	2-9	0-0	3-4	3	3	7	1	1	0	0	28
02	Sali Kourouma	g	4-9	0-1	6-7	6	4	14	1	1	0	3	18
32	Nikki Metcalfe	f	1-3	0-0	0-0	1	1	2	2	0	0	0	11
TEAM							4						
Totals.....			24-54	0-18-20	32-22	66	19	7	0	11	20		
TOTAL FG% 1st Half: 12-28 42.9%			2nd Half: 12-26 46.2%				Game: 44.4%				DB		
3-Pt. FG% 1st Half: 0-1 0.0%			2nd Half: 0-0 0.0%				Game: 0.0%				REB		
F-T% 1st Half: 7-7 100%			2nd Half: 11-13 84.6%				Game: 90.0%						



2022-23 RECAPS AND BOX SCORES

22

LITTLE ROCK 58, SOUTHEAST MO. 39
Feb. 2, 2023 • Cape Girardeau, Mo. • 690

CAPE GIRARDEAU, Mo. - Faith Lee scored a career-high 21 points, Sali Kourouma grabbed an OVC season-best 19 rebounds and Little Rock held a fourth opponent under 40 points this season in a 58-39 win at Southeast Missouri on Thursday night at the Show Me Center.

Little Rock (13-9, 10-1 OVC) held Southeast Missouri to four points in both the second and fourth quarters as the Redhawks (9-13, 4-7) became the fourth Trojan opponent to fail to score 40 points against the Trojans this season.

The vaunted Trojan defense held SEMO to just 2-for-22 shooting over 14 ½ minutes spanning the second and third quarters. As the Redhawks missed shots, Kourouma racked up the boards. With seven offensive and 12 defensive, Kourouma's 19 boards are the most by an OVC player this season and tie for the fifth-most in school history. With nine points, she barely missed a double-double.

Meanwhile Lee, the reigning OVC Freshman of the Week, scored a career-high 21 points on 7 of 13 shooting, going 7-for-8 from the line. It marked her third consecutive game in double figures.

Angelique Francis was just as impressive, scoring 16 points and grabbing five rebounds. Jaylah Harris-Smith scored eight points, dished out eight assists and grabbed five rebounds herself as she continues to be one of the most efficient players in the conference.

The Redhawks came out hot, holding a 17-14 lead after the first quarter but their success ended there. SEMO's Jaliyah Green made a layup just 2:45 into the second quarter then the Redhawks didn't score again until 1:46 remained in the half. In all, Little Rock quadrupled the hosts up in the second quarter, out-scoring them 16-4, then out-paced SEMO 15-4 in the final quarter.

The Trojans dominated on the glass, out-rebounding the Redhawks 42-24 while limiting Southeast Missouri to just six assists on 16 made baskets (.375). Little Rock tallied an efficient 13 assists on 19 made baskets, recording an assist percentage of .684.

Winning its first game in Missouri since 2016, Little Rock remains just a game behind Eastern Illinois in the OVC standings.

Little Rock 58, Southeast Missouri 39 in Cape Girardeau, Mo.; Feb. 2, 2023

VISITORS: Little Rock 13-9, 10-1 OVC

#	Player	TOT 3-PT										s	min
		fg-a	fg-a	ft-a	reb	pf	tp	a	to	blk	s		
02	Sali Kourouma	f	2-19	0-3	5-6	19	1	9	2	1	0	35	
11	Faith Lee	f	7-13	0-1	7-8	5	3	21	0	4	0	1	40
34	Angelique Francis	f	6-9	0-0	4-7	5	2	16	1	1	0	1	39
03	Jayla Brooks	g	0-3	0-0	4-6	6	1	4	3	4	0	40	
10	Jaliyah Harris-Smith	g	4-6	0-0	0-2	5	3	8	3	1	0	39	
05	Hailey Hohenecker	g	0-0	0-0	0-0	0	0	0	0	0	0	1	
32	Nikki Metcalfe	g	0-0	0-0	0-0	2	0	0	1	0	0	6	
TEAM												1	
Totals.....		19-50	0-420-29	42	10	58	13	16	2	2	200		
TOTAL FG%		1st Half: 9-25 36.0%	2nd Half: 10-25 40.0%	Game: 38.0%		DB							
3-PT FG%		1st Half: 0-1 0.0%	2nd Half: 0-3 0.0%	Game: 0.0%		REB							
F Throw %		1st Half: 12-15 80.0%	2nd Half: 8-14 57.1%	Game: 69.0%		8.7							

HOME TEAM: Southeast Missouri 9-13, 4-7 OVC

#	Player	TOT 3-PT										s	min
		fg-a	fg-a	ft-a	reb	pf	tp	a	to	blk	s		
15	Halle Smith	f	0-1	0-1	0-0	2	0	0	1	1	1	12	
01	Kori Tomlin	g	2-5	2-5	0-0	3	1	6	0	0	0	14	
22	Alecia Doyle	g	4-11	0-2	1-1	4	4	9	2	2	0	1	23
14	Jaliyah Green	g	3-10	0-3	0-0	5	5	6	4	3	0	3	35
34	Sophie Bussard	g	1-4	0-2	0-0	3	1	2	0	0	0	2	26
00	Rahmena Henderson	g	1-9	0-6	0-0	0	2	2	0	3	0	2	31
05	Julia Sion	g	1-1	0-0	0-0	1	1	2	0	0	0	3	
14	Kennedi Watkins	g	3-12	0-0	0-0	6	5	6	0	2	1	1	25
23	Tamia Stallings	g	1-2	0-0	1-1	1	2	3	0	1	0	6	
25	Kiyah Flowers	g	0-7	0-5	3-4	1	3	3	0	1	0	25	
TEAM												1	
Totals.....		16-62	2-24	5-6	24	26	39	6	14	2	20	200	
TOTAL FG%		1st Half: 9-34 26.5%	2nd Half: 7-28 25.0%	Game: 25.8%		DB							
3-PT FG%		1st Half: 2-16 12.5%	2nd Half: 0-8 0.0%	Game: 8.3%		REB							
F Throw %		1st Half: 1-1 100%	2nd Half: 4-5 80.0%	Game: 83.3%		5.1							

Officials: Hannah Reynolds, Traci Drake, Herb Burl

Technical fouls: Little Rock-None. Southeast Missouri-None.

Attendance: 690

Score by Periods	1st	2nd	3rd	4th	OT	Total
Little Rock	14	16	13	15	-	58
Southeast Missouri	17	4	14	4	-	39

Points in the paint-LR 30, SEMO 26. Points off turnovers-LR 16, SEMO 17.

2nd chance points-LR 9, SEMO 5. Fast break points-LR 4, SEMO 8.

Bench points-LR 0, SEMO 16. Score tied 2 times. Lead changed 2 times.

Last FG-LR 4th-00:38, SEMO 4th-02:47.

Largest lead-LR by 19 4th-00:38, SEMO by 6 1st-01:27.

LR led for 25:13. SEMO led for 13:22. Game was tied for 01:25.

23

LITTLE ROCK 76, SIUE 59
Feb., 4, 2023 • Little Rock, Ark. • 1 p.m.

LITTLE ROCK, Ark. - Tia Harvey tied a career-high with 19 points and was one of four Little Rock players in double figures as the Trojans used a big first half advantage to propel themselves to a 76-59 victory Saturday.

Leading all scorers, Harvey went 9-for-15 from the field with five rebounds and five assists in the win while Sali Kourouma recorded her first double-double of the season, notching 10 points and 10 rebounds.

The Trojans (14-9, 11-1 Ohio Valley) led 15-10 after the first period but outpaced the Cougars 25-5 in the second quarter to take a 40-15 lead into halftime. SIUE (6-17, 5-7) shot just 13% in the first half with the Trojans limiting them to just 1-for-18 (5.6%) from the field in the second quarter.

The Cougars rebounded in the second half as they shot over 38% but Little Rock, which shot 54% in the game, hit over 57% of their shots over the final 20 minutes.

Jayla Brooks, who scored a career-high 15 points, netted nine of those in the second half. Angelique Francis added 11 points and five rebounds while Nikki Metcalfe scored six points and grabbed four rebounds.

Little Rock shot a season-best 53.8% from the field, connecting on 28 of 52 attempts, and didn't shoot under 50% in the final three quarters.

With its largest halftime lead of the year, the Trojans seemed to coast some in the second half while SIUE came out determined to get back in the game. The Cougars connected on four treys in the third quarter and shot 56.3 percent in the frame but could only whittle Little Rock's 25-point halftime advantage to 16.

SIUE was led by Macy Silvey's 14 points while Olivia Clayton scored 10. Ajulu Thatha, who entered the contest averaging 13.1 points per game and over 22 points over her past three games, was held to single digits for the first time since Jan. 19 and for just the third time in the past 13 games.

Little Rock 76, SIUE 59 in Little Rock, Ark.; Feb. 4, 2023

VISITORS: SIUE 6-17, 5-7 OVC

#	Player	TOT 3-PT										s	min
		fg-a	fg-a	ft-a	reb	pf	tp	a	to	blk	s		
00	Olivia Clayton	f	4-9	0-0	2-2	5	3	10	2	3	0	0	19
05	Ajulu Thatha	f	2-11	0-3	5-5	8	1	9	2	2	0	1	32
04	Macy Silvey	g	5-8	4-6	0-0	0	4	14	0	0	0	0	24
24	Sofie Lewis	g	3-13	2-8	1-2	1	2	9	2	2	0	2	30
33	KK Rodriguez	g	1-6	1-3	0-0	7	0	3	0	2	0	1	27
11	Niya Danforth	g	1-9	0-3	1-2	2	4	3	1	2	1	0	29
12	Mikayla Kinnard	g	0-4	0-0	5-6	6	1	5	2	0	0	0	12
22	Sophie Sullivan	g	0-1	0-1	0-0	1	0	0	0	0	0	0	2
23	Azaria Moore	g	1-2	0-0	2-2	4	4	4	0	0	0	1	14
32	Madison Webb	g	0-2	0-0	2-2	2	1	2	1	0	0	0	11
TEAM												5	
Totals.....		17-65	7-2418-21	41	20	59	10	12	1	5	200		
TOTAL FG%		1st Half: 4-31 12.9%	2nd Half: 13-34 38.2%	Game: 26.2%		DB							
3-PT FG%		1st Half: 1-11 9.1%	2nd Half: 6-13 46.2%	Game: 29.2%		REB							
F Throw %		1st Half: 6-8 75.0%	2nd Half: 12-13 92.3%	Game: 85.7%		1							

HOME TEAM: Little Rock 14-9, 11-1 OVC

#	Player	TOT 3-PT										s	min
		fg-a	fg-a	ft-a	reb	pf	tp	a	to	blk	s		
11	Faith Lee	f	1-2	0-0	2-4	1	3	4	3	1	1	0	15
34	Angelique Francis	f	4-4	0-0	3-4	5	4	11	1	0	0	1	27
03	Jayla Brooks	g	5-10	0-0	5-8	5	2	15	4	0	0	0	36
10	Jaliyah Harris-Smith	g	4-7	0-0	1-2	2	1	9	5	1	0	0	37
12	Tia Harvey	g	9-15	0-0	1-1	5	1	19	5	3	1	1	34
01	Mira Hanna	g	0-0	0-0	0-0	0	0	0	0	1	0	0	2
02	Sali Kourouma	g	4-13	0-1	2-6	10	3	10	1	4	2	4	28
05	Hailey Hohenecker	g	0-0	0-0	2-2	0	1	2	0	0	0	0	3
22	Mesi Triplett	g	0-0	0-0	0-2	1	1	0	0	1	1	0	4
32	Nikki Metcalfe	g	1-1	0-0	4-4	4	3	6	0	0	0	0	14
TEAM												6	
Totals.....		28-52	0-120-33	39	76	19	11	5	6	200			
TOTAL FG%		1st Half: 16-31 51.6%	2nd Half: 12-21 57.1%	Game: 53.8%		DB							
3-PT FG%		1st Half: 0-1 0.0%	2nd Half: 0-0 0.0%	Game: 0.0%		REB							
F Throw %		1st Half: 8-13 61.5%	2nd Half: 12-20 60.0%	Game: 60.6%		7							

Officials: Shaun Robinson, Lauren Thomas, Jessamyn Bradley

Technical fouls: SIUE-None. Little Rock-None.

Attendance: 2,752

Score by Periods	1st	2nd	3rd	4th	OT	Total
SIUE	10	5	27	17	-	59
Little Rock	15	25	18	18	-	76

Points in the paint-SIUE 20, LR 38. Points off turnovers-SIUE 6, LR 14.

2nd chance points-SIUE 20, LR 9. Fast break points-SIUE 5, LR 22.

Bench points-SIUE 14, LR 18. Score tied 1 time. Lead changed 2 times.

Last FG-SIUE 4th-00:07, LR 4th-03:31.

Largest lead-SIUE by 1 1st-08:16, LR by 25 2nd-01:36.

SIUE led for 01:08. LR led for 36:52. Game was tied for 02:00.

24

LITTLE ROCK 61, MOREHEAD ST 46
Feb. 9, 2023 • Little Rock, Ark. • 3,777

LITTLE ROCK, Ark. - Tia Harvey scored 16 points and Little Rock used 18 second half points off turnovers to overcome a halftime deficit in a 61-46 win over Morehead State in front of 3,777 fans at the Jack Stephens Center Thursday.

Little Rock (15-9, 12-1 Ohio Valley) a 13-2 run in the third quarter to pull away and kept that going into the fourth quarter, turning a one-point halftime deficit into a lead of as much as 15. It marked just the second time the Trojans have trailed at half in a conference game this season.

Morehead State (9-15, 5-8) led by as much as three points late in the first half as Veronica Saric - who led all scorers with 17 points - drained a 3-pointer with 42 seconds remaining. Harvey would use a pull-up jumper to cut the deficit to one just before halftime.

The Trojan defense, known for holding O



Toyosi ABIOLA

0



TOY-OH-see AB-EE-OH-luh • G • 5-7 • Gr.

London, England • Eastern Michigan/Iona • Management Major

SEASON STATS

PPG	RPG	APG	FG%	3FG%	FT%
2.8	1.2	0.2	24%	19%	71%

ABOUT TOYOSI

- Very athletic
- Can shoot the 3
- Brings Division I experience
- Explosive off the dribble

TOP PERFORMANCES

POINTS

Season: 16, Oral Roberts (11/23/22)
OVC: -
Career: *21, 2x; Last: Canisius (1/2/18)

FG MADE

Season: 4, Oral Roberts (11/23/22)
Career: *9, at St. Francis Brooklyn (12/16/17)
OVC: -

FG ATTEMPTS

Season: 11, Oral Roberts (11/23/22)
OVC: -
Career: *20, at Marist (2/1/18)

3-POINT FGM

Season: 2, UAPB (11/10/22)
OVC: -
Career: *5, at Niagara (12/30/17)

3-POINT FGA

Season: 6, 3x; Last: Oral Roberts (11/23/22)
OVC: -
Career: *11, at Saint Peter's (2/15/18)

FT MADE

Season: 7, Oral Roberts (11/23/22)
OVC: -
Career: 7, 2x; Last: Oral Roberts (11/23/22)

FT ATTEMPTS

Season: 8, Oral Roberts (11/23/22)
OVC: -
Career: *9, Manhattan (2/17/18)

REBOUNDS

Season: 6, UAPB (11/10/22)
OVC: -
Career: *7, 2x; Last: Monmouth (1/13/18)

ASSISTS

Season: 1, 2x; at Auburn (11/30/22)
OVC: -
Career: *4, 2x; Last: Fairfield (2/8/18)

STEALS

Season: 2, Oral Roberts (11/23/22)
OVC: -
Career: *4, Siena (1/20/18)

BLOCKS

Season: 1, at Central Arkansas (12/3/22)
OVC: -
Career: 1, at Central Arkansas (12/3/22)

2022-23 GAME-BY-GAME STATISTICS

Opponent	Date	GS	Min	FG	FGA	Pct	3FG	FGA	Pct	FT	FTA	Pct	O	D	Tot	Avg	PF	FO	A	TO	Blk	Stl	Pts	Avg
ARK.-PINE BLUFF	11/10/22		29	2	8	.250	2	6	.333	2	4	.500	0	6	6	6.0	2	0	0	2	0	1	8	8.0
OLE MISS	11/13/22		7	0	1	.000	0	1	.000	0	0	.000	0	0	0	3.0	0	0	0	2	0	1	0	4.0
ARKANSAS	11/20/22		21	2	9	.222	1	6	.167	1	2	.500	1	0	1	2.3	2	0	1	0	0	0	6	4.7
ORAL ROBERTS	11/23/22		35	4	11	.364	1	6	.167	7	8	.875	0	2	2	2.3	3	0	0	0	0	2	16	7.5
at Auburn	11/30/22	*	11	0	3	.000	0	0	.000	0	0	.000	0	2	2	2.2	0	0	1	1	0	1	0	6.0
at Central Arkansas	12/03/22		12	1	4	.250	0	0	.000	0	0	.000	1	0	1	2.0	0	0	0	0	1	0	2	5.3
TEXAS A&M	12/06/22		1	0	0	.000	0	0	.000	0	0	.000	0	0	0	1.7	0	0	0	0	0	0	0	4.6
at Western Ky.	12/11/22		3	0	3	.000	0	1	.000	0	0	.000	0	0	0	1.5	0	0	0	0	0	0	0	4.0
at Alabama	12/15/22		DNP																					
ARKANSAS STATE	12/18/22		3	1	1	1.000	0	0	.000	0	0	.000	0	0	0	1.3	0	0	0	1	0	0	2	3.8
at Missouri State	12/21/22		8	0	1	.000	0	1	.000	0	0	.000	0	2	2	1.4	1	0	0	0	0	1	0	3.4
UT MARTIN	12/29/22		DNP																					
at Tennessee State	12/31/22		2	0	0	.000	0	0	.000	0	0	.000	0	0	0	1.3	0	0	0	1	0	0	0	3.1
LINDENWOOD	01/04/23		3	0	0	.000	0	0	.000	0	0	.000	0	0	0	1.2	1	0	0	1	0	0	0	2.8
SOUTHEAST MO.	01/07/23		DNP																					
at Southern Indiana	01/12/23		DNP																					
at Eastern Illinois	01/14/23		DNP																					
TENNESSEE TECH	01/19/23		DNP																					
TENNESSEE STATE	01/21/23		DNP																					
at Morehead State	01/26/23		DNP																					
at Tennessee Tech	01/28/23		DNP																					
at Southeast Mo.	02/02/23		DNP																					
SIUE	02/04/23		DNP																					
MOREHEAD STATE	02/09/23		DNP																					

Totals 1 135 10 41 .244 4 21 .190 10 14 .714 2 12 14 1.2 9 0 2 8 1 6 34 2.8

CAREER STATISTICS

				Field Goals		3-Point		F-Throws		Rebounds									Scoring	
SEASON	TEAM	GP-GS	MIN/AVG	FG-FGA	FG%	3FG-3FGA	3FG%	FT-FTA	FT%	OFF	DEF	TOT	AVG	PF-FO	A	TO	BLK	STL	PTS	AVG
2017-18	Iona	30-30	1037/34.6	120-369	.325	45-157	.287	59-82	.720	19	61	80	2.7	65-1	43	77	0	29	344	11.5
2019-20	EMU	1-0	1/0.8	0-0	.000	0-0	.000	0-0	.000	0	0	0	0.0	0-0	0	0	0	0	0	0.0
2021-22	EMU	6-0	33/5.5	1-14	.071	0-8	.000	0-0	.000	0	5	5	0.8	1-0	0	1	0	0	2	0.3
2022-23	LR	12-1	134/11.2	10-41	.244	4-21	.190	10-14	.714	2	12	14	1.2	9-0	2	8	1	6	34	2.8
TOTAL FOR LR		12-1	134/11.2	10-41	.244	4-21	.190	10-14	.714	2	12	14	1.2	9-0	2	8	1	6	34	2.8
TOTAL		49-31	1206/24.6	131-424	.309	49-186	.263	69-96	.719	21	78	99	2.0	75-1	45	86	1	35	380	7.8



Mira HANNA

1



MEER-uh HAN-uh • F • 6-0 • Fr.

Tampa, Fla. • Berkeley Prep HS • Interdisciplinary Studies Major

SEASON STATS

PPG	RPG	APG	FG%	3FG%	FT%
0.0	0.3	0.0	0%	---%	---%

ABOUT MIRA

- Good shooter from perimeter
- Has ability to post up
- Good basketball IQ
- Great potential

TOP PERFORMANCES

POINTS

Season: -
Career: -
OVC: -

FG MADE

Season: -
OVC: -
Career: -

FG ATTEMPTS

Season: 1, Lindenwood (1/4/23)
OVC: 1, Lindenwood (1/4/23)
Career: 1, Lindenwood (1/4/23)

3-POINT FGM

Season: -
OVC: -
Career: -

3-POINT FGA

Season: -
OVC: -
Career: -

FT MADE

Season: -
OVC: -
Career: -

FT ATTEMPTS

Season: -
OVC: -
Career: -

REBOUNDS

Season: 1, Arkansas (11/20/22)
OVC: -
Career: 1, Arkansas (11/20/22)

ASSISTS

Season: -
OVC: -
Career: -

STEALS

Season: -
OVC: -
Career: -

BLOCKS

Season: -
OVC: -
Career: -

2022-23 GAME-BY-GAME STATISTICS

Opponent	Date	GS	Min	FG	FGA	Pct	3FG	FGA	Pct	FT	FTA	Pct	O	D	Tot	Avg	PF	FO	A	TO	Blk	Stl	Pts	Avg
ARK.-PINE BLUFF	11/10/22	DNP																						
OLE MISS	11/13/22	DNP																						
ARKANSAS	11/20/22	3	0	0	.000	0	0	.000	0	0	.000	0	0	1	1	1.0	0	0	0	0	0	0	0	0.0
ORAL ROBERTS	11/23/22	DNP																						
at Auburn	11/30/22	2	0	0	.000	0	0	.000	0	0	.000	0	0	0	0	0.5	0	0	0	0	0	0	0	0.0
at Central Arkansas	12/03/22	DNP																						
TEXAS A&M	12/06/22	DNP																						
at Western Ky.	12/11/22	DNP																						
at Alabama	12/15/22	DNP																						
ARKANSAS STATE	12/18/22	DNP																						
at Missouri State	12/21/22	DNP																						
UT MARTIN	12/29/22	DNP																						
at Tennessee State	12/31/22	DNP																						
LINDENWOOD	01/04/23	4	0	1	.000	0	0	.000	0	0	.000	0	0	0	0	0.3	0	0	0	1	0	0	0	0.0
SOUTHEAST MO.	01/07/23	DNP																						
at Southern Indiana	01/12/23	DNP																						
at Eastern Illinois	01/14/23	DNP																						
TENNESSEE TECH	01/19/23	DNP																						
TENNESSEE STATE	01/21/23	DNP																						
at Morehead State	01/26/23	DNP																						
at Tennessee Tech	01/28/23	DNP																						
at Southeast Mo.	02/02/23	DNP																						
SIUE	02/04/23	2	0	0	.000	0	0	.000	0	0	.000	0	0	0	0	0.3	0	0	0	1	0	0	0	0.0
MOREHEAD STATE	02/09/23	DNP																						
Totals		0	11	0	1	.000	0	0	.000	0	0	.000	0	1	1	0.3	0	0	0	2	0	0	0	0.0

CAREER STATISTICS

				Field Goals		3-Point		F-Throws		Rebounds									Scoring	
SEASON	TEAM	GP-GS	MIN/AVG	FG-FGA	FG%	3FG-3FGA	3FG%	FT-FTA	FT%	OFF	DEF	TOT	AVG	PF-FO	A	TO	BLK	STL	PTS	AVG
2022-23	LR	4-0	11/2.9	0-1	.000	0-0	.000	0-0	.000	0	1	1	0.3	0-0	0	2	0	0	0	0.0
TOTAL		4-0	11/2.9	0-1	.000	0-0	.000	0-0	.000	0	1	1	0.3	0-0	0	2	0	0	0	0.0



Sali KOUROUMA

2



SALLY COOR-uh-MUH • F • 5-11 • R-Jr.

Kati, Mali • Grayson JC • Applied Communication Studies Major

SEASON STATS

PPG	RPG	APG	FG%	3FG%	FT%
15.3	7.2	1.2	39%	21%	66%

ABOUT SALI

- Scorer's mentality
- Great shooter
- Can score inside or out
- Strong offensive presence

TOP PERFORMANCES

POINTS

Season: 30, Southeast Missouri (1/7/23)
OVC: 30, Southeast Missouri (1/7/23)
Career: 32, Memphis (11/18/21)

FG MADE

Season: 10, 2x; Last: Tennessee St (1/21/23)
OVC: 10, 2x; Last: Tennessee St (1/21/23)
Career: 12, at Texas State (2/26/22)

FG ATTEMPTS

Season: 26, Tennessee State (1/21/23)
OVC: 26, Tennessee State (1/21/23)
Career: 26, Tennessee State (1/21/23)

3-POINT FGM

Season: 3, Tennessee Tech (1/19/23)
OVC: 3, Tennessee Tech (1/19/23)
Career: 3, 3x; Last: Tenn. Tech (1/19/23)

3-POINT FGA

Season: 6, Tennessee Tech (1/19/23)
OVC: 6, Tennessee Tech (1/19/23)
Career: 10, App State (1/15/22)

FT MADE

Season: 8, Southeast Missouri (1/7/23)
OVC: 8, Southeast Missouri (1/7/23)
Career: 11, Memphis (11/18/21)

FT ATTEMPTS

Season: 9, Southeast Missouri (1/7/23)
OVC: 9, Southeast Missouri (1/7/23)
Career: 14, Memphis (11/18/21)

REBOUNDS

Season: 19, at Southeast Missouri (2/2/23)
OVC: 19, at Southeast Missouri (2/2/23)
Career: 19, at Southeast Missouri (2/2/23)

ASSISTS

Season: 4, at Tennessee State (12/31/22)
OVC: 4, at Tennessee State (12/31/22)
Career: 4, 2x; Last: at Tenn State (12/31/22)

STEALS

Season: 4, SIUE (2/4/23)
OVC: 4, SIUE (2/4/23)
Career: 4, 2x; Last: SIUE (2/4/23)

BLOCKS

Season: 3, 2x; Last: Tenn. Tech (1/19/23)
OVC: 3, 2x; Last: Tenn. Tech (1/19/23)
Career: 3, 2x; Last: Tenn. Tech (1/19/23)

HONORS AND AWARDS


- 2022-23 Ohio Valley Conference Player of the Week (Jan. 24)
- 2021-22 All-Sun Belt Conference Second Team
- 2021-22 Sun Belt Conference Player of the Week (Nov. 23)
- 2021-22 Sun Belt Conference Player of the Week (Nov. 16)

2022-23 GAME-BY-GAME STATISTICS

Opponent	Date	GS	Min	FG	FGA	Pct	3FG	FGA	Pct	FT	FTA	Pct	O	D	Tot	Avg	PF	FO	A	TO	Blk	Stl	Pts	Avg
ARK.-PINE BLUFF	11/10/22		DNP																					
OLE MISS	11/13/22		DNP																					
ARKANSAS	11/20/22		DNP																					
ORAL ROBERTS	11/23/22		DNP																					
at Auburn	11/30/22		DNP																					
at Central Arkansas	12/03/22		DNP																					
TEXAS A&M	12/06/22		DNP																					
at Western Ky.	12/11/22		DNP																					
at Alabama	12/15/22		DNP																					
ARKANSAS STATE	12/18/22		DNP																					
at Missouri State	12/21/22		DNP																					
UT MARTIN	12/29/22		27	5	9	.556	0	3	.000	4	6	.667	1	4	5	5.0	1	0	1	0	1	1	14	14.0
at Tennessee State	12/31/22		23	7	12	.583	0	2	.000	1	2	.500	2	5	7	6.0	2	0	4	1	0	1	15	14.5
LINDENWOOD	01/04/23		14	3	10	.300	0	1	.000	0	0	.000	1	0	1	4.3	1	0	1	0	1	1	6	11.7
SOUTHEAST MO.	01/07/23	*	25	10	18	.556	2	4	.500	8	9	.889	3	4	7	5.0	0	0	1	2	0	2	30	16.3
at Southern Indiana	01/12/23	*	25	7	19	.368	1	4	.250	5	8	.625	1	3	4	4.8	1	0	0	4	3	2	20	17.0
at Eastern Illinois	01/14/23		DNP																					
TENNESSEE TECH	01/19/23		28	8	19	.421	3	6	.500	3	8	.375	2	7	9	5.5	2	0	2	1	3	3	22	17.8
TENNESSEE STATE	01/21/23		31	10	26	.385	1	5	.200	4	6	.667	5	4	9	6.0	2	0	0	0	0	2	25	18.9
at Morehead State	01/26/23		33	3	8	.375	0	2	.000	1	2	.500	2	3	5	5.9	0	0	1	0	1	3	7	17.4
at Tennessee Tech	01/28/23		18	4	9	.444	0	1	.000	6	7	.857	2	4	6	5.9	4	0	1	1	0	3	14	17.0
at Southeast Mo.	02/02/23	*	35	2	19	.105	0	3	.000	5	6	.833	7	12	19	7.2	1	0	1	2	1	0	9	16.2
SIUE	02/04/23		28	4	13	.308	0	1	.000	2	6	.333	1	9	10	7.5	3	0	1	4	2	4	10	15.6
MOREHEAD STATE	02/09/23		24	4	11	.364	0	1	.000	4	5	.800	1	3	4	7.2	3	0	1	0	0	2	12	15.3
Totals		3	311	67	173	.387	7	33	.212	43	65	.662	28	58	86	7.2	20	0	14	15	12	24	184	15.3

CAREER STATISTICS

				Field Goals		3-Point		F-Throws		Rebounds									Scoring	
SEASON	TEAM	GP-GS	MIN/AVG	FG-FGA	FG%	3FG-3FGA	3FG%	FT-FTA	FT%	OFF	DEF	TOT	AVG	PF-FO	A	TO	BLK	STL	PTS	AVG
2021-22	LR	22-18	690/31.3	150-375	.400	29-101	.287	75-105	.714	40	90	130	5.9	46-2	14	72	11	29	404	18.4
2022-23	LR	12-3	313/26.1	67-173	.387	7-33	.212	43-65	.662	28	58	86	7.2	20-0	14	15	12	24	184	15.3
TOTAL		34-21	1002/29.5	217-548	.396	36-134	.269	118-170	.694	68	148	216	6.4	66-2	28	87	23	53	588	17.3



Jayla BROOKS

3



JAY-luh • G • 5-7 • Jr. • Sachse, Texas • Panola JC/SMU • Criminal Justice Major

SEASON STATS

PPG	RPG	APG	FG%	3FG%	FT%
5.3	3.0	2.3	35%	0%	63%

ABOUT JAYLA

- Good defender
- Good penetrative ability
- Sees the floor, can make things happen
- HS Teammate of Tia Harvey

TOP PERFORMANCES

POINTS	
Season:	15, SIUE (2/4/23)
OVC:	15, SIUE (2/4/23)
Career:	15, SIUE (2/4/23)
FG MADE	
Season:	5, 3x; Last: SIUE (2/4/23)
OVC:	5, 3x; Last: SIUE (2/4/23)
Career:	5, 3x; Last: SIUE (2/4/23)
FG ATTEMPTS	
Season:	10, 2x; Last: SIUE (2/4/23)
OVC:	10, SIUE (2/4/23)
Career:	10, 2x; Last: SIUE (2/4/23)
3-POINT FGM	
Season:	-
OVC:	-
Career:	*2, at Oklahoma State (12/7/20)
3-POINT FGA	
Season:	3, UT Martin (12/29/22)
OVC:	3, UT Martin (12/29/22)
Career:	3, 2x; Last: UT Martin (12/29/22)
FT MADE	
Season:	5, SIUE (2/4/23)
OVC:	5, SIUE (2/4/23)
Career:	5, SIUE (2/4/23)
FT ATTEMPTS	
Season:	8, Texas A&M (12/6/22)
OVC:	8, SIUE (2/4/23)
Career:	8, Texas A&M (12/6/22)
REBOUNDS	
Season:	6, 2x; Last: at Tenn. Tech (1/28/23)
OVC:	6, at Tennessee Tech (1/28/23)
Career:	6, 2x; Last: at Tenn. Tech (1/28/23)
ASSISTS	
Season:	6, 2x; Last: at Southeast Mo. (2/2/23)
OVC:	6, 2x; Last: at Southeast Mo. (2/2/23)
Career:	6, 2x; Last: at Southeast Mo. (2/2/23)
STEALS	
Season:	5, at Southern Indiana (1/12/23)
OVC:	5, at Southern Indiana (1/12/23)
Career:	5, at Southern Indiana (1/12/23)
BLOCKS	
Season:	1, 2x; Last: at Morehead St (1/26/23)
OVC:	1, 2x; Last: at Morehead St (1/26/23)
Career:	1, 2x; Last: at Morehead St (1/26/23)

2022-23 GAME-BY-GAME STATISTICS

Opponent	Date	GS	Min	FG	FGA	Pct	3FG	FGA	Pct	FT	FTA	Pct	O	D	Tot	Avg	PF	FO	A	TO	Blk	Stl	Pts	Avg	
ARK.-PINE BLUFF	11/10/22	*	20	0	3	.000	0	0	.000	1	2	.500	0	3	3	3.0	4	0	2	1	0	0	1	1.0	
OLE MISS	11/13/22	*	39	3	6	.500	0	0	.000	0	0	.000	0	2	2	2.5	2	0	2	1	0	1	6	3.5	
ARKANSAS	11/20/22	*	18	0	2	.000	0	0	.000	1	2	.500	0	0	0	1.7	4	0	0	0	0	1	1	2.7	
ORAL ROBERTS	11/23/22		DNP																						
at Auburn	11/30/22		DNP																						
at Central Arkansas	12/03/22		DNP																						
TEXAS A&M	12/06/22		35	3	10	.300	0	1	.000	3	8	.375	3	3	6	2.8	2	0	0	3	0	1	9	4.3	
at Western Ky.	12/11/22	*	18	1	2	.500	0	1	.000	0	2	.000	0	3	3	2.8	3	0	2	2	0	1	2	3.8	
at Alabama	12/15/22	*	32	0	2	.000	0	0	.000	2	2	1.000	0	1	1	2.5	5	1	4	5	0	3	2	3.5	
ARKANSAS STATE	12/18/22	*	29	1	5	.200	0	0	.000	0	0	.000	1	2	3	2.6	2	0	4	2	0	0	2	3.3	
at Missouri State	12/21/22	*	28	1	2	.500	0	0	.000	0	0	.000	0	1	1	2.4	3	0	1	2	0	1	2	3.1	
UT MARTIN	12/29/22	*	40	1	7	.143	0	3	.000	0	0	.000	0	3	3	2.4	3	0	2	1	0	4	2	3.0	
at Tennessee State	12/31/22	*	18	0	2	.000	0	1	.000	3	4	.750	0	1	1	2.3	5	1	1	3	0	1	3	3.0	
LINDENWOOD	01/04/23	*	31	5	6	.833	0	1	.000	2	2	1.000	1	2	3	2.4	1	0	1	1	0	1	12	3.8	
SOUTHEAST MO.	01/07/23	*	36	2	7	.286	0	1	.000	2	2	1.000	0	3	3	2.4	4	0	4	1	1	1	6	4.0	
at Southern Indiana	01/12/23	*	37	3	9	.333	0	0	.000	0	0	.000	0	5	5	2.6	3	0	1	2	0	5	6	4.2	
at Eastern Illinois	01/14/23	*	29	0	4	.000	0	2	.000	0	0	.000	0	2	2	2.6	1	0	3	3	0	0	0	3.9	
TENNESSEE TECH	01/19/23	*	40	5	8	.625	0	0	.000	3	5	.600	0	3	3	2.6	3	0	1	2	0	0	13	4.5	
TENNESSEE STATE	01/21/23	*	40	1	7	.143	0	1	.000	1	2	.500	0	2	2	2.6	2	0	4	0	0	1	3	4.4	
at Morehead State	01/26/23	*	38	3	6	.500	0	0	.000	0	0	.000	0	0	0	2.4	3	0	6	2	1	1	6	4.5	
at Tennessee Tech	01/28/23	*	40	4	6	.667	0	0	.000	2	2	1.000	1	5	6	2.6	3	0	3	0	0	3	10	4.8	
at Southeast Mo.	02/02/23	*	40	0	3	.000	0	0	.000	4	6	.667	2	4	6	2.8	1	0	3	4	0	0	4	4.7	
SIUE	02/04/23	*	36	5	10	.500	0	0	.000	5	8	.625	3	2	5	2.9	2	0	4	0	0	0	15	5.3	
MOREHEAD STATE	02/09/23	*	40	2	7	.286	0	1	.000	2	2	1.000	0	5	5	3.0	1	0	1	3	0	1	6	5.3	
Totals			20	684	40	114	.351	0	12	.000	31	49	.633	11	52	63	3.0	57	2	49	38	2	26	111	5.3

CAREER STATISTICS

				Field Goals		3-Point		F-Throws		Rebounds										Scoring	
SEASON	TEAM	GP-GS	MIN/AVG	FG-FGA	FG%	3FG-3FGA	3FG%	FT-FTA	FT%	OFF	DEF	TOT	AVG	PF-FO	A	TO	BLK	STL		PTS	AVG
2020-21	SMU	4-0	49/12.3	4-14	.286	2-6	.333	0-0	.000	2	1	3	0.8	6-0	2	5	0	1		10	2.5
2022-23	LR	21-20	684/32.6	40-114	.351	0-12	.000	31-49	.633	11	52	63	3.0	57-2	49	38	2	26		111	5.3
TOTAL FOR LR		21-20	684/32.6	40-114	.351	0-12	.000	31-49	.633	11	52	63	3.0	57-2	49	38	2	26		111	5.3
TOTAL		25-20	733/29.3	44-128	.344	2-18	.111	31-49	.633	13	53	66	2.6	63-2	51	43	2	27		121	4.8



Sha'Nequa HENRY

4



shuh-NEE-KWAH • G • 5-8 • Jr.

Texarkana, Texas • Eastern Oklahoma State • Psychology Major

SEASON STATS

PPG	RPG	APG	FG%	3FG%	FT%
2.1	1.7	0.4	24%	0%	50%

ABOUT SHA'NEQUA

- Good perimeter shooter
- Can slash and drive
- Finishes well in the paint

TOP PERFORMANCES

POINTS

Season: 8, at Auburn (11/30/22)
OVC: -
Career: 8, at Auburn (11/30/22)

FG MADE

Season: 4, at Auburn (11/30/22)
OVC: -
Career: 4, at Auburn (11/30/22)

FG ATTEMPTS

Season: 14, at Auburn (11/30/22)
OVC: 1, Lindenwood (1/4/23)
Career: 14, at Auburn (11/30/22)

3-POINT FGM

Season: -
OVC: -
Career: -

3-POINT FGA

Season: 1, 2x; Last: Lindenwood (1/4/23)
OVC: 1, Lindenwood (1/4/23)
Career: 1, 2x; Last: Lindenwood (1/4/23)

FT MADE

Season: 2, at Western Kentucky (12/11/22)
OVC: -
Career: 2, at Western Kentucky (12/11/22)

FT ATTEMPTS

Season: 2, 3x; Last: at Western Ky. (12/11/22)
OVC: -
Career: 2, 3x; Last: at Western Ky. (12/11/22)

REBOUNDS

Season: 5, at Auburn (11/30/22)
OVC: -
Career: 5, at Auburn (11/30/22)

ASSISTS

Season: 2, at Central Arkansas (12/3/22)
OVC: -
Career: 2, at Central Arkansas (12/3/22)

STEALS

Season: 3, at Western Kentucky (12/11/22)
OVC: -
Career: 3, at Western Kentucky (12/11/22)

BLOCKS

Season: -
OVC: -
Career: -

2022-23 GAME-BY-GAME STATISTICS

Opponent	Date	GS	Min	FG	FGA	Pct	3FG	FGA	Pct	FT	FTA	Pct	O	D	Tot	Avg	PF	FO	A	TO	Blk	Stl	Pts	Avg
ARK.-PINE BLUFF	11/10/22		7	1	3	.333	0	0	.000	0	0	.000	0	2	2	2.0	0	0	0	0	0	1	2	2.0
OLE MISS	11/13/22		DNP																					
ARKANSAS	11/20/22		13	1	2	.500	0	0	.000	0	0	.000	1	2	3	2.5	1	0	0	1	0	1	2	2.0
ORAL ROBERTS	11/23/22		2	0	2	.000	0	0	.000	0	0	.000	1	0	1	2.0	0	0	0	0	0	0	0	1.3
at Auburn	11/30/22		23	4	14	.286	0	1	.000	0	2	.000	2	3	5	2.8	0	0	0	1	0	1	8	3.0
at Central Arkansas	12/03/22	*	30	3	8	.375	0	0	.000	1	2	.500	2	0	2	2.6	1	0	2	3	0	2	7	3.8
TEXAS A&M	12/06/22		1	0	0	.000	0	0	.000	0	0	.000	0	0	0	2.2	0	0	0	0	0	0	0	3.2
at Western Ky.	12/11/22		21	0	5	.000	0	0	.000	2	2	1.000	0	2	2	2.1	4	0	1	2	0	3	2	3.0
at Alabama	12/15/22		3	0	2	.000	0	0	.000	0	0	.000	1	1	2	2.1	0	0	1	0	0	0	0	2.6
ARKANSAS STATE	12/18/22		DNP																					
at Missouri State	12/21/22		DNP																					
UT MARTIN	12/29/22		DNP																					
at Tennessee State	12/31/22		DNP																					
LINDENWOOD	01/04/23		4	0	1	.000	0	1	.000	0	0	.000	0	0	0	1.9	1	0	0	0	0	0	0	2.3
SOUTHEAST MO.	01/07/23		0	0	0	.000	0	0	.000	0	0	.000	0	0	0	1.7	0	0	0	0	0	0	0	2.1
at Southern Indiana	01/12/23		DNP																					
at Eastern Illinois	01/14/23		DNP																					
TENNESSEE TECH	01/19/23		DNP																					
TENNESSEE STATE	01/21/23		DNP																					
at Morehead State	01/26/23		DNP																					
at Tennessee Tech	01/28/23		DNP																					
at Southeast Mo.	02/02/23		DNP																					
SIUE	02/04/23		DNP																					
MOREHEAD STATE	02/09/23		DNP																					

Totals 1 104 9 37 .243 0 2 .000 3 6 .500 7 10 17 1.7 7 0 4 7 0 8 21 2.1

CAREER STATISTICS

				Field Goals		3-Point		F-Throws		Rebounds									Scoring	
SEASON	TEAM	GP-GS	MIN/AVG	FG-FGA	FG%	3FG-3FGA	3FG%	FT-FTA	FT%	OFF	DEF	TOT	AVG	PF-FO	A	TO	BLK	STL	PTS	AVG
2022-23	LR	10-1	105/10.5	9-37	.243	0-2	.000	3-6	.500	7	10	17	1.7	7-0	4	7	0	8	21	2.1
TOTAL		10-1	105/10.5	9-37	.243	0-2	.000	3-6	.500	7	10	17	1.7	7-0	4	7	0	8	21	2.1



Hailey HOHENECKER

5



HAHN-ah-ker • G • 5-4 • R-So. • Plymouth, Minn. • St. Thomas • Applied Comms Major

SEASON STATS

PPG	RPG	APG	FG%	3FG%	FT%
0.4	0.2	0.0	0%	---%	100%

ABOUT HAILEY

- Hard worker
- High energy
- Good basketball IQ

TOP PERFORMANCES

POINTS

Season: 2, SIUE (2/4/23)
OVC: 2, SIUE (2/4/23)
Career: 2, 4x; Last: SIUE (2/4/23)

FG MADE

Season: -
OVC: -
Career: 1, 3x; Last: Champion Chr. (2/14/22)

FG ATTEMPTS

Season: 2, Lindenwood (1/4/23)
OVC: 2, Lindenwood (1/4/23)
Career: 5, Champion Christian (2/14/22)

3-POINT FGM

Season: -
OVC: -
Career: -

3-POINT FGA

Season: -
OVC: -
Career: 3, Champion Christian (2/14/22)

FT MADE

Season: 2, SIUE (2/4/23)
OVC: 2, SIUE (2/4/23)
Career: 2, SIUE (2/4/23)

FT ATTEMPTS

Season: 2, SIUE (2/4/23)
OVC: 2, SIUE (2/4/23)
Career: 2, SIUE (2/4/23)

REBOUNDS

Season: 1, Southeast Missouri (1/7/23)
OVC: 1, Southeast Missouri (1/7/23)
Career: 1, 3x; Last: Southeast Mo. (1/7/23)

ASSISTS

Season: -
OVC: -
Career: 2, App State (1/15/22)

STEALS

Season: -
OVC: -
Career: -

BLOCKS

Season: -
OVC: -
Career: -

2022-23 GAME-BY-GAME STATISTICS

Opponent	Date	GS	Min	FG	FGA	Pct	3FG	FGA	Pct	FT	FTA	Pct	O	D	Tot	Avg	PF	FO	A	TO	Blk	Stl	Pts	Avg
ARK.-PINE BLUFF	11/10/22	DNP																						
OLE MISS	11/13/22	DNP																						
ARKANSAS	11/20/22	DNP																						
ORAL ROBERTS	11/23/22	DNP																						
at Auburn	11/30/22	2	0	0	.000	0	0	.000	0	0	.000	0	0	0	0.0	1	0	0	0	0	0	0	0.0	
at Central Arkansas	12/03/22	DNP																						
TEXAS A&M	12/06/22	DNP																						
at Western Ky.	12/11/22	DNP																						
at Alabama	12/15/22	DNP																						
ARKANSAS STATE	12/18/22	DNP																						
at Missouri State	12/21/22	DNP																						
UT MARTIN	12/29/22	DNP																						
at Tennessee State	12/31/22	DNP																						
LINDENWOOD	01/04/23	4	0	2	.000	0	0	.000	0	0	.000	0	0	0	0.0	1	0	0	0	0	0	0	0.0	
SOUTHEAST MO.	01/07/23	2	0	0	.000	0	0	.000	0	0	.000	0	1	1	0.3	0	0	0	1	0	0	0	0.0	
at Southern Indiana	01/12/23	DNP																						
at Eastern Illinois	01/14/23	DNP																						
TENNESSEE TECH	01/19/23	DNP																						
TENNESSEE STATE	01/21/23	DNP																						
at Morehead State	01/26/23	DNP																						
at Tennessee Tech	01/28/23	DNP																						
at Southeast Mo.	02/02/23	1	0	0	.000	0	0	.000	0	0	.000	0	0	0	0.3	0	0	0	0	0	0	0	0.0	
SIUE	02/04/23	3	0	0	.000	0	0	.000	2	2	1.000	0	0	0	0.2	1	0	0	0	0	0	2	0.4	
MOREHEAD STATE	02/09/23	DNP																						
Totals		0	12	0	2	.000	0	0	.000	2	2	1.000	0	1	1	0.2	3	0	0	1	0	0	2	0.4

CAREER STATISTICS

SEASON	TEAM	GP-GS	MIN/AVG	Field Goals	3-Point	F-Throws	Rebounds	PF	FO	A	TO	Blk	Stl	PTS	AVG
				FG-FGA	FG%	3FG-3FGA	3FG%	FT-FTA	FT%	OFF	DEF	TOT	AVG		
2021-22	LR	8-0	28/3.5	3-12	.250	0-5	.000	0-0	.000	1	1	2	0.3	2-0	4
2022-23	LR	5-0	13/2.6	0-2	.000	0-0	.000	2-2	1.000	0	1	1	0.2	3-0	0



Jaiyah HARRIS-SMITH

10



JAY-uh • G • 5-6 • So. • Miami, Fla. • Ole Miss • Criminal Justice Major

SEASON STATS

PPG	RPG	APG	FG%	3FG%	FT%
5.2	6.4	5.1	35%	40%	58%

ABOUT JAIYAH

- Heady PG
- Has good feel for the game
- Good passer & penetrator
- Brings Division I experience

TOP PERFORMANCES

POINTS

Season: 11, Ole Miss (11/13/22)
OVC: 10, at Morehead State (1/26/23)
Career: 11, Ole Miss (11/13/22)

FG MADE

Season: 4, 5x; Last: SIUE (2/4/23)
OVC: 4, 3x; Last: SIUE (2/4/23)
Career: 4, 5x; Last: SIUE (2/4/23)

FG ATTEMPTS

Season: 10, 2x; Last: at Auburn (11/30/22)
OVC: 9, at Morehead State (1/26/23)
Career: 10, 2x; Last: at Auburn (11/30/22)

3-POINT FGM

Season: 1, 2x; Last: UT Martin (12/29/22)
OVC: 1, UT Martin (12/29/22)
Career: 1, 2x; Last: UT Martin (12/29/22)

3-POINT FGA

Season: 2, UT Martin (12/29/22)
OVC: 2, UT Martin (12/29/22)
Career: 2, UT Martin (12/29/22)

FT MADE

Season: 5, UAPB (11/10/22)
OVC: 2, 5x; Last: at Morehead St (1/26/23)
Career: 5, UAPB (11/10/22)

FT ATTEMPTS

Season: 10, UAPB (11/10/22)
OVC: 4, 2x; Last: Tennessee St (1/21/23)
Career: 10, UAPB (11/10/22)

REBOUNDS

Season: 14, at Eastern Illinois (1/14/23)
OVC: 14, at Eastern Illinois (1/14/23)
Career: 14, at Eastern Illinois (1/14/23)

ASSISTS

Season: 10, Tennessee Tech (1/19/23)
OVC: 10, Tennessee Tech (1/19/23)
Career: 10, Tennessee Tech (1/19/23)

STEALS

Season: 4, 2x; Last: at Tenn. Tech (1/28/23)
OVC: 4, at Tennessee Tech (1/28/23)
Career: 4, 2x; Last: at Tenn. Tech (1/28/23)

BLOCKS

Season: 1, 2x; Last: at Southeast Mo. (2/2/23)
OVC: 1, 2x; Last: at Southeast Mo. (2/2/23)
Career: 1, 2x; Last: at Southeast Mo. (2/2/23)

HONORS AND AWARDS

- 2022-23 OVC Newcomer of the Week (Nov. 15)

2022-23 GAME-BY-GAME STATISTICS

Opponent	Date	GS	Min	FG	FGA	Pct	3FG	FGA	Pct	FT	FTA	Pct	O	D	Tot	Avg	PF	FO	A	TO	Blk	Stl	Pts	Avg
ARK.-PINE BLUFF	11/10/22	*	35	1	6	.167	0	0	.000	5	10	.500	3	8	11	11.0	4	0	6	6	0	0	7	7.0
OLE MISS	11/13/22	*	39	4	10	.400	1	1	1.000	2	3	.667	1	7	8	9.5	1	0	7	5	0	1	11	9.0
ARKANSAS	11/20/22	*	36	2	4	.500	0	0	.000	3	3	1.000	2	3	5	8.0	4	0	6	4	0	1	7	8.3
ORAL ROBERTS	11/23/22	*	29	1	5	.200	0	0	.000	3	4	.750	1	4	5	7.3	3	0	1	2	0	3	5	7.5
at Auburn	11/30/22	*	37	4	10	.400	0	0	.000	1	4	.250	3	4	7	7.2	1	0	4	6	0	0	9	7.8
at Central Arkansas	12/03/22	*	40	1	3	.333	0	1	.000	0	0	.000	0	3	3	6.5	3	0	7	7	0	1	2	6.8
TEXAS A&M	12/06/22	*	40	1	8	.125	0	0	.000	0	0	.000	5	6	11	7.1	1	0	4	3	0	2	2	6.1
at Western Ky.	12/11/22	*	40	0	3	.000	0	0	.000	1	2	.500	2	3	5	6.9	2	0	2	4	0	4	1	5.5
at Alabama	12/15/22	*	39	0	3	.000	0	0	.000	0	0	.000	0	4	4	6.6	4	0	6	6	0	2	0	4.9
ARKANSAS STATE	12/18/22	*	39	2	8	.250	0	0	.000	4	6	.667	1	8	9	6.8	3	0	8	2	0	0	8	5.2
at Missouri State	12/21/22	*	33	2	4	.500	0	0	.000	0	0	.000	1	1	2	6.4	1	0	2	3	0	1	4	5.1
UT MARTIN	12/29/22	*	40	1	2	.500	1	2	.500	0	0	.000	0	5	5	6.3	1	0	6	0	1	2	3	4.9
at Tennessee State	12/31/22	*	40	2	4	.500	0	0	.000	2	2	1.000	1	5	6	6.2	2	0	8	4	0	3	6	5.0
LINDENWOOD	01/04/23	*	33	2	3	.667	0	0	.000	2	3	.667	3	4	7	6.3	1	0	5	2	0	0	6	5.1
SOUTHEAST MO.	01/07/23	*	40	0	4	.000	0	0	.000	2	2	1.000	0	5	5	6.2	2	0	7	7	0	3	2	4.9
at Southern Indiana	01/12/23	*	39	1	3	.333	0	0	.000	1	4	.250	3	7	10	6.4	2	0	1	1	0	1	3	4.8
at Eastern Illinois	01/14/23	*	40	2	5	.400	0	1	.000	1	2	.500	2	12	14	6.9	2	0	3	1	0	2	5	4.8
TENNESSEE TECH	01/19/23	*	38	3	6	.500	0	0	.000	0	0	.000	2	5	7	6.9	3	0	10	2	0	1	6	4.8
TENNESSEE STATE	01/21/23	*	40	2	8	.250	0	0	.000	2	4	.500	2	3	5	6.8	0	0	4	3	0	3	6	4.9
at Morehead State	01/26/23	*	34	4	9	.444	0	0	.000	2	2	1.000	1	6	7	6.8	4	0	4	3	0	1	10	5.2
at Tennessee Tech	01/28/23	*	40	0	2	.000	0	0	.000	0	0	.000	1	6	7	6.8	3	0	9	0	0	4	0	4.9
at Southeast Mo.	02/02/23	*	39	4	6	.667	0	0	.000	0	2	.000	3	2	5	6.7	3	0	8	3	1	0	8	5.0
SIUE	02/04/23	*	37	4	7	.571	0	0	.000	1	2	.500	0	2	2	6.5	1	0	5	1	0	0	9	5.2
MOREHEAD STATE	02/09/23	*	31	2	4	.500	0	0	.000	0	0	.000	1	3	4	6.4	3	0	0	2	0	0	4	5.2
Totals			24	898	45	127	.354	2	5	.400	32	55	.582	38	116	154	6.4	54	0123	77	2	35	124	5.2

CAREER STATISTICS

				Field Goals		3-Point		F-Throws		Rebounds									Scoring	
SEASON	TEAM	GP-GS	MIN/AVG	FG-FGA	FG%	3FG-3FGA	3FG%	FT-FTA	FT%	OFF	DEF	TOT	AVG	PF-FO	A	TO	BLK	STL	PTS	AVG
2021-22	OM	18-0	87/4.8	2-14	.143	0-4	.000	0-2	.000	4	8	12	0.7	8-0	12	7	0	4	4	0.2
2022-23	LR	24-24	897/37.4	45-127	.354	2-5	.400	32-55	.582	38	116	154	6.4	54-0	123	77	2	35	124	5.2
TOTAL FOR LR		24-24	897/37.4	45-127	.354	2-5	.400	32-55	.582	38	116	154	6.4	54-0	123	77	2	35	124	5.2
TOTAL		42-24	984/23.4	47-141	.333	2-9	.222	32-57	.561	42	124	166	4.0	62-0	135	84	2	39	128	3.0



Faith LEE

11



F • 5-11 • Fr.

Monroe, La. • Ouachita Parish HS • Interdisciplinary Studies Major

SEASON STATS

PPG	RPG	APG	FG%	3FG%	FT%
9.7	2.8	1.2	41%	0%	66%

ABOUT FAITH

- Very athletic
- Versatile
- Can do several different things with the ball
- Inside-Outside player

TOP PERFORMANCES

POINTS

Season: 21, at Southeast Missouri (2/2/23)
OVC: 21, at Southeast Missouri (2/2/23)
Career: 21, at Southeast Missouri (2/2/23)

FG MADE

Season: 7, 2x; Last: at Southeast Mo. (2/2/23)
OVC: 7, 2x; Last: at Southeast Mo. (2/2/23)
Career: 7, 2x; Last: at Southeast Mo. (2/2/23)

FG ATTEMPTS

Season: 17, Oral Roberts (11/23/22)
OVC: 16, Lindenwood (1/4/23)
Career: 17, Oral Roberts (11/23/22)

3-POINT FGM

Season: -
OVC: -
Career: -

3-POINT FGA

Season: 2, Oral Roberts (11/23/22)
OVC: 1, 3x; Last: at Southeast Mo. (2/2/23)
Career: 2, Oral Roberts (11/23/22)

FT MADE

Season: 7, 2x; Last: Morehead State (2/9/23)
OVC: 7, 2x; Last: Morehead State (2/9/23)
Career: 7, 2x; Last: Morehead State (2/9/23)

FT ATTEMPTS

Season: 8, 3x; Last: Morehead State (2/9/23)
OVC: 8, 2x; Last: Morehead State (2/9/23)
Career: 8, 3x; Last: Morehead State (2/9/23)

REBOUNDS

Season: 8, Arkansas State (12/18/22)
OVC: 6, at Tennessee State (12/31/22)
Career: 8, Arkansas State (12/18/22)

ASSISTS

Season: 4, Morehead State (2/9/23)
OVC: 4, Morehead State (2/9/23)
Career: 4, Morehead State (2/9/23)

STEALS

Season: 4, Arkansas State (12/18/22)
OVC: 2, 2x; Last: Morehead State (2/9/23)
Career: 4, Arkansas State (12/18/22)

BLOCKS

Season: 1, 2x; Last: SIUE (2/4/23)
OVC: 1, 2x; Last: SIUE (2/4/23)
Career: 1, 2x; Last: SIUE (2/4/23)

HONORS AND AWARDS

- 2022-23 OVC Freshman of the Week (Dec. 13)
- 2022-23 OVC Freshman of the Week (Dec. 27)
- 2022-23 OVC Freshman of the Week (Jan. 31)

2022-23 GAME-BY-GAME STATISTICS

Opponent	Date	GS	Min	FG	FGA	Pct	3FG	FGA	Pct	FT	FTA	Pct	O	D	Tot	Avg	PF	FO	A	TO	Blk	Stl	Pts	Avg	
ARK.-PINE BLUFF	11/10/22	*	39	6	10	.600	0	0	.000	2	3	.667	3	0	3	3.0	4	0	2	5	0	2	14	14.0	
OLE MISS	11/13/22	*	29	4	5	.800	0	0	.000	0	0	.000	0	2	2	2.5	4	0	1	6	0	1	8	11.0	
ARKANSAS	11/20/22	*	24	1	9	.111	0	0	.000	3	4	.750	0	0	0	1.7	4	0	0	3	0	0	5	9.0	
ORAL ROBERTS	11/23/22	*	31	6	17	.353	0	2	.000	4	6	.667	3	2	5	2.5	4	0	1	2	0	1	16	10.8	
at Auburn	11/30/22	*	26	3	12	.250	0	0	.000	4	4	1.000	0	2	2	2.4	5	1	1	1	0	0	10	10.6	
at Central Arkansas	12/03/22	*	27	2	6	.333	0	0	.000	0	0	.000	2	2	4	2.7	2	0	0	3	0	1	4	9.5	
TEXAS A&M	12/06/22	*	15	4	7	.571	0	0	.000	0	1	.000	1	1	2	2.6	4	0	1	3	0	0	8	9.3	
at Western Ky.	12/11/22	*	29	6	10	.600	0	0	.000	0	4	.000	2	2	4	2.8	3	0	0	1	0	0	12	9.6	
at Alabama	12/15/22	*	36	5	13	.385	0	0	.000	6	8	.750	1	0	1	2.6	3	0	1	5	0	2	16	10.3	
ARKANSAS STATE	12/18/22	*	31	4	10	.400	0	1	.000	0	0	.000	1	7	8	3.1	4	0	3	3	0	4	8	10.1	
at Missouri State	12/21/22	*	36	6	15	.400	0	0	.000	5	7	.714	0	2	2	3.0	4	0	1	4	0	1	17	10.7	
UT MARTIN	12/29/22	*	24	3	10	.300	0	0	.000	3	6	.500	1	2	3	3.0	1	0	0	3	0	0	9	10.6	
at Tennessee State	12/31/22	*	36	5	9	.556	0	0	.000	0	0	.000	2	4	6	3.2	2	0	3	4	0	2	10	10.5	
LINDENWOOD	01/04/23	*	29	6	16	.375	0	0	.000	0	0	.000	4	0	4	3.3	2	0	2	2	1	1	12	10.6	
SOUTHEAST MO.	01/07/23		24	0	6	.000	0	1	.000	2	4	.500	0	1	1	3.1	2	0	0	1	0	1	2	10.1	
at Southern Indiana	01/12/23		4	0	2	.000	0	0	.000	0	0	.000	0	1	1	3.0	1	0	0	1	0	0	0	9.4	
at Eastern Illinois	01/14/23		13	2	7	.286	0	0	.000	3	5	.600	2	0	2	2.9	4	0	0	2	0	0	7	9.3	
TENNESSEE TECH	01/19/23	*	21	4	8	.500	0	1	.000	0	0	.000	1	2	3	2.9	3	0	1	1	0	0	8	9.2	
TENNESSEE STATE	01/21/23	*	23	2	8	.250	0	0	.000	0	2	.000	3	1	4	3.0	2	0	1	6	0	0	4	8.9	
at Morehead State	01/26/23	*	21	4	7	.571	0	0	.000	2	2	1.000	0	0	0	2.9	0	0	2	2	0	0	10	9.0	
at Tennessee Tech	01/28/23	*	27	7	11	.636	0	0	.000	0	0	.000	0	1	1	2.8	4	0	1	2	0	1	14	9.2	
at Southeast Mo.	02/02/23	*	40	7	13	.538	0	1	.000	7	8	.875	2	3	5	2.9	3	0	0	4	0	1	21	9.8	
SIUE	02/04/23	*	15	1	2	.500	0	0	.000	2	4	.500	0	1	1	2.8	3	0	3	1	1	0	4	9.5	
MOREHEAD STATE	02/09/23	*	33	3	8	.375	0	0	.000	7	8	.875	0	2	2	2.8	2	0	4	1	0	2	13	9.7	
Totals			21	633	91	.221	.412	0	6	.000	50	.76	.658	28	38	66	2.8	70	1	28	66	2	20	232	9.7

CAREER STATISTICS

				Field Goals		3-Point		F-Throws		Rebounds									Scoring	
SEASON	TEAM	GP-GS	MIN/AVG	FG-FGA	FG%	3FG-3FGA	3FG%	FT-FTA	FT%	OFF	DEF	TOT	AVG	PF-FO	A	TO	BLK	STL	PTS	AVG
2022-23	LR	24-21	633/26.4	91-221	.412	0-6	.000	50-76	.658	28	38	66	2.8	70-1	28	66	2	20	232	9.7
TOTAL		24-21	633/26.4	91-221	.412	0-6	.000	50-76	.658	28	38	66	2.8	70-1	28	66	2	20	232	9.7



Tia HARVEY

12



G • 5-9 • Jr. • Sachse, Texas • Sachse HS • Mass Communications Major

SEASON STATS

PPG	RPG	APG	FG%	3FG%	FT%
9.8	2.8	1.9	36%	14%	60%

ABOUT TIA

- Strong, athletic
- Very competitive
- Team leader
- Very good defender

TOP PERFORMANCES


POINTS	
Season:	19, 2x; Last: SIUE (2/4/23)
OVC:	19, 2x; Last: SIUE (2/4/23)
Career:	19, 2x; Last: SIUE (2/4/23)
FG MADE	
Season:	9, SIUE (2/4/23)
OVC:	9, SIUE (2/4/23)
Career:	9, SIUE (2/4/23)
FG ATTEMPTS	
Season:	23, at Eastern Illinois (1/14/23)
OVC:	23, at Eastern Illinois (1/14/23)
Career:	23, at Eastern Illinois (1/14/23)
3-POINT FGM	
Season:	2, UT Martin (12/29/22)
OVC:	2, UT Martin (12/29/22)
Career:	2, 2x; Last: UT Martin (12/29/22)
3-POINT FGA	
Season:	5, Oral Roberts (11/23/22)
OVC:	4, at Eastern Illinois (1/14/23)
Career:	5, Oral Roberts (11/23/22)
FT MADE	
Season:	5, Arkansas State (12/18/22)
OVC:	4, 2x; Last: Morehead State (2/9/23)
Career:	5, 3x; Last: Arkansas St (12/18/22)
FT ATTEMPTS	
Season:	9, UAPB (11/10/22)
OVC:	5, at Southern Indiana (1/12/23)
Career:	9, UAPB (11/10/22)
REBOUNDS	
Season:	6, 2x; Last: Texas A&M (12/6/22)
OVC:	5, 2x; Last: SIUE (2/4/23)
Career:	13, Texas State (2/5/21)
ASSISTS	
Season:	5, SIUE (2/4/23)
OVC:	5, SIUE (2/4/23)
Career:	7, 2x; at UT Arlington (2/25/22)
STEALS	
Season:	2, 4x; Last: Tennessee St (1/21/23)
OVC:	2, 2x; Last: Tennessee St (1/21/23)
Career:	3, at ULM (2/22/21)
BLOCKS	
Season:	2, 2x; Last: Lindenwood (1/4/23)
OVC:	2, Lindenwood (1/4/23)
Career:	2, 6x; Last: Lindenwood (1/4/23)

2022-23 GAME-BY-GAME STATISTICS

Opponent	Date	GS	Min	FG	FGA	Pct	3FG	FGA	Pct	FT	FTA	Pct	O	D	Tot	Avg	PF	FO	A	TO	Blk	Stl	Pts	Avg	
ARK.-PINE BLUFF	11/10/22	*	30	5	11	.455	0	1	.000	2	9	.222	0	2	2	2.0	3	0	3	1	0	2	12	12.0	
OLE MISS	11/13/22	*	37	5	14	.357	1	2	.500	2	4	.500	0	6	6	4.0	2	0	0	2	0	0	13	12.5	
ARKANSAS	11/20/22	*	26	6	22	.273	0	1	.000	2	2	1.000	0	0	0	2.7	2	0	1	3	0	2	14	13.0	
ORAL ROBERTS	11/23/22	*	31	5	17	.294	0	5	.000	0	0	.000	1	2	3	2.8	2	0	4	4	0	1	10	12.3	
at Auburn	11/30/22	*	29	3	11	.273	0	1	.000	2	4	.500	1	3	4	3.0	3	0	0	3	0	1	8	11.4	
at Central Arkansas	12/03/22	*	36	4	11	.364	0	0	.000	2	2	1.000	2	2	4	3.2	3	0	2	5	0	0	10	11.2	
TEXAS A&M	12/06/22	*	39	3	8	.375	0	1	.000	2	3	.667	0	6	6	3.6	1	0	3	4	0	0	8	10.7	
at Western Ky.	12/11/22	*	25	0	7	.000	0	0	.000	0	2	.000	0	0	0	3.1	2	0	1	4	0	1	0	9.4	
at Alabama	12/15/22	*	22	2	9	.222	0	0	.000	0	0	.000	0	0	0	2.8	0	0	0	2	0	1	4	8.8	
ARKANSAS STATE	12/18/22	*	36	6	9	.667	0	0	.000	5	8	.625	3	1	4	2.9	2	0	1	3	0	1	17	9.6	
at Missouri State	12/21/22	*	32	6	15	.400	0	0	.000	2	2	1.000	0	3	3	2.9	3	0	1	2	2	1	14	10.0	
UT MARTIN	12/29/22	*	30	4	13	.308	2	3	.667	1	4	.250	0	2	2	2.8	3	0	1	0	1	1	11	10.1	
at Tennessee State	12/31/22	*	25	1	2	.500	0	0	.000	1	2	.500	1	1	2	2.8	4	0	1	1	0	0	3	9.5	
LINDENWOOD	01/04/23	*	30	0	4	.000	0	0	.000	0	0	.000	1	2	3	2.8	1	0	4	0	2	0	0	8.9	
SOUTHEAST MO.	01/07/23	*	34	3	8	.375	0	0	.000	2	2	1.000	0	2	2	2.7	4	0	2	3	0	2	8	8.8	
at Southern Indiana	01/12/23	*	35	2	8	.250	0	2	.000	4	5	.800	2	2	4	2.8	2	0	4	3	0	0	8	8.8	
at Eastern Illinois	01/14/23	*	38	6	23	.261	0	4	.000	0	2	.000	1	3	4	2.9	3	0	2	1	0	0	12	8.9	
TENNESSEE TECH	01/19/23	*	32	5	12	.417	0	1	.000	0	0	.000	0	0	0	2.7	4	0	3	1	0	0	10	9.0	
TENNESSEE STATE	01/21/23	*	25	1	6	.167	0	0	.000	0	0	.000	0	0	0	2.6	4	0	0	2	0	2	2	8.6	
at Morehead State	01/26/23	*	33	8	12	.667	0	0	.000	3	3	1.000	0	5	5	2.7	3	0	3	1	0	0	19	9.2	
at Tennessee Tech	01/28/23	*	28	2	9	.222	0	0	.000	3	4	.750	0	3	3	2.7	3	0	1	1	0	0	7	9.0	
at Southeast Mo.	02/02/23		DNP																						
SIUE	02/04/23	*	34	9	15	.600	0	0	.000	1	1	1.000	0	5	5	2.8	1	0	5	3	1	1	19	9.5	
MOREHEAD STATE	02/09/23	*	30	6	12	.500	0	0	.000	4	4	1.000	2	1	3	2.8	4	0	2	3	0	0	16	9.8	
Totals			23	717	92	258	.357	3	21	.143	38	63	.603	15	50	65	2.8	59	0	44	52	6	16	225	9.8

CAREER STATISTICS

				Field Goals		3-Point		F-Throws		Rebounds										Scoring	
SEASON	TEAM	GP-GS	MIN/AVG	FG-FGA	FG%	3FG-3FGA	3FG%	FT-FTA	FT%	OFF	DEF	TOT	AVG	PF-FO	A	TO	BLK	STL	PTS	AVG	
2020-21	LR	24-13	489/20.4	46-128	.359	3-15	.200	24-36	.667	17	46	63	2.6	31-1	32	37	8	14	119	5.0	
2021-22	LR	23-14	605/26.3	45-154	.292	10-30	.333	20-32	.625	12	38	50	2.2	63-4	69	39	4	18	120	5.2	
2022-23	LR	23-23	717/31.2	92-258	.357	3-21	.143	38-63	.603	15	50	65	2.8	59-0	44	52	6	16	225	9.8	
TOTAL		70-50	1811/25.9	183-540	.339	16-66	.242	82-131	.626	44	134	178	2.5	153-5	145	128	18	48	464	6.6	



Mesi TRIPLETT

22



MACY • F • 6-3 • So. • Orlando, Fla. • St. Petersburg College • Criminal Justice Major

SEASON STATS

PPG	RPG	APG	FG%	3FG%	FT%
0.9	2.1	0.2	19%	---%	40%

ABOUT MESI

- Strong post-up player
- Long defender in the paint
- Good rebounder

TOP PERFORMANCES

POINTS

Season: 3, at Auburn (11/30/22)
OVC: 2, Lindenwood (1/4/23)
Career: 3, at Auburn (11/30/22)

FG MADE

Season: 1, 4x; Last: Lindenwood (1/4/23)
OVC: 1, Lindenwood (1/4/23)
Career: 1, 4x; Last: Lindenwood (1/4/23)

FG ATTEMPTS

Season: 5, Ole Miss (11/13/22)
OVC: 3, 2x; Last: at Eastern Ill. (1/14/23)
Career: 5, Ole Miss (11/13/22)

3-POINT FGM

Season: -
OVC: -
Career: -

3-POINT FGA

Season: -
OVC: -
Career: -

FT MADE

Season: 2, Texas A&M (12/6/22)
OVC: 1, at Tennessee State (12/31/22)
Career: 2, Texas A&M (12/6/22)

FT ATTEMPTS

Season: 2, 5x; Last: SIUE (2/4/23)
OVC: 2, 2x; Last: SIUE (2/4/23)
Career: 2, 5x; Last: SIUE (2/4/23)

REBOUNDS

Season: 9, at Auburn (11/30/22)
OVC: 8, at Eastern Illinois (1/14/23)
Career: 9, at Auburn (11/30/22)

ASSISTS

Season: 1, 3x; Last: at Eastern Ill. (1/14/23)
OVC: 1, at Eastern Illinois (1/14/23)
Career: 1, 3x; Last: at Eastern Ill. (1/14/23)

STEALS

Season: 1, 4x; Last: at Eastern Ill. (1/14/23)
OVC: 1, 2x; Last: at Eastern Ill. (1/14/23)
Career: 1, 4x; Last: at Eastern Ill. (1/14/23)

BLOCKS


Season: 1, 4x; Last: SIUE (2/4/23)
OVC: 1, 2x; Last: SIUE (2/4/23)
Career: 1, 4x; Last: SIUE (2/4/23)

2022-23 GAME-BY-GAME STATISTICS

Opponent	Date	GS	Min	FG	FGA	Pct	3FG	FGA	Pct	FT	FTA	Pct	O	D	Tot	Avg	PF	FO	A	TO	Blk	Stl	Pts	Avg
ARK.-PINE BLUFF	11/10/22	2	0	1	.000	0	0	.000	0	0	.000	0	0	0	0.0	0	0	0	0	0	0	0	0.0	
OLE MISS	11/13/22	23	1	5	.200	0	0	.000	0	0	.000	0	0	0	0.0	2	0	0	1	1	1	2	1.0	
ARKANSAS	11/20/22	10	0	2	.000	0	0	.000	0	2	.000	1	1	2	0.7	1	0	0	0	0	0	0	0.7	
ORAL ROBERTS	11/23/22	10	1	1	1.000	0	0	.000	0	0	.000	0	1	1	0.8	0	0	1	0	0	0	2	1.0	
at Auburn	11/30/22	25	1	3	.333	0	0	.000	1	2	.500	2	7	9	2.4	3	0	0	2	0	0	3	1.4	
at Central Arkansas	12/03/22	DNP																						
TEXAS A&M	12/06/22	8	0	0	.000	0	0	.000	2	2	1.000	0	1	1	2.2	1	0	0	2	0	0	2	1.5	
at Western Ky.	12/11/22	DNP																						
at Alabama	12/15/22	7	0	1	.000	0	0	.000	0	0	.000	0	2	2	2.1	2	0	0	0	1	0	0	1.3	
ARKANSAS STATE	12/18/22	4	0	0	.000	0	0	.000	0	0	.000	0	2	2	2.1	0	0	0	0	0	0	0	1.1	
at Missouri State	12/21/22	14	0	0	.000	0	0	.000	0	0	.000	0	2	2	2.1	2	0	1	1	0	1	0	1.0	
UT MARTIN	12/29/22	DNP																						
at Tennessee State	12/31/22	4	0	1	.000	0	0	.000	1	2	.500	0	1	1	2.0	2	0	0	1	0	0	1	1.0	
LINDENWOOD	01/04/23	5	1	3	.333	0	0	.000	0	0	.000	1	0	1	1.9	1	0	0	0	0	1	2	1.1	
SOUTHEAST MO.	01/07/23	2	0	1	.000	0	0	.000	0	0	.000	0	0	0	1.8	0	0	0	0	0	0	0	1.0	
at Southern Indiana	01/12/23	DNP																						
at Eastern Illinois	01/14/23	11	0	3	.000	0	0	.000	0	0	.000	5	3	8	2.2	2	0	1	1	1	1	0	0.9	
TENNESSEE TECH	01/19/23	DNP																						
TENNESSEE STATE	01/21/23	DNP																						
at Morehead State	01/26/23	DNP																						
at Tennessee Tech	01/28/23	DNP																						
at Southeast Mo.	02/02/23																							
SIUE	02/04/23	4	0	0	.000	0	0	.000	0	2	.000	0	1	1	2.1	1	0	0	1	1	0	0	0.9	
MOREHEAD STATE	02/09/23	DNP																						
Totals		0	129	4	21	.190	0	0	.000	4	10	.400	9	21	30	2.1	17	0	3	9	4	4	12	0.9

CAREER STATISTICS

SEASON	TEAM	GP-GS	MIN/AVG	FG-FGA	FG%	3FG-3FGA	3FG%	FT-FTA	FT%	OFF	DEF	TOT	AVG	PF	FO	A	TO	BLK	STL	PTS	AVG
2022-23	LR	5-0	69/13.7	3-12	.250	0-0	.000	1-4	.250	3	9	12	2.4	6-0	1	3	1	1	7	1.4	
TOTAL		5-0	69/13.7	3-12	.250	0-0	.000	1-4	.250	3	9	12	2.4	6-0	1	3	1	1	7	1.4	



Nikki METCALFE

32



MET-CALF • F • 6-3 • Gr. • Melbourne, Australia • Arkansas Tech • Social Work Major

SEASON STATS

PPG	RPG	APG	FG%	3FG%	FT%
6.0	3.2	0.4	38%	11%	100%

ABOUT NIKKI

- Good shooter
- Great size and length for post
- Can hit outside shot
- Brings four-year playing exp.

TOP PERFORMANCES

POINTS

Season: 18, at Central Arkansas (12/3/22)
OVC: 12, at Tennessee State (12/31/22)
Career: 18, at Central Arkansas (12/3/22)

FG MADE

Season: 8, Arkansas State (12/18/22)
OVC: 6, at Tennessee State (12/31/22)
Career: 8, Arkansas State (12/18/22)

FG ATTEMPTS

Season: 17, Texas A&M (12/6/22)
OVC: 13, at Tennessee State (12/31/22)
Career: *19, 2x; Last: vs. Harding (3/5/22)

3-POINT FGM

Season: 1, at Alabama (12/15/22)
OVC: -
Career: 1, at Alabama (12/15/22)

3-POINT FGA

Season: 2, 2x; Last: at Missouri St (12/21/22)
OVC: 1, 2x; Last: at Southern Ind. (1/12/23)
Career: 2, 3x; Last: at Missouri St (12/21/22)

FT MADE

Season: 4, 3x; Last: SIUE (2/4/23)
OVC: 4, SIUE (2/4/23)
Career: *5, at Southern Arkansas (2/25/21)

FT ATTEMPTS

Season: 4, 3x; Last: SIUE (2/4/23)
OVC: 4, SIUE (2/4/23)
Career: *6, 2x; Last: at Ouachita Baptist (1/15/22)

REBOUNDS

Season: 8, at Central Arkansas (12/3/22)
OVC: 7, at Eastern Illinois (1/14/23)
Career: *14, at Southeastern Okla. (1/29/22)

ASSISTS

Season: 2, 2x; Last: at Tenn. Tech (1/28/23)
OVC: 2, at Tennessee Tech (1/28/23)
Career: 2, 3x; Last: at Tenn. Tech (1/28/23)

STEALS

Season: 3, Lindenwood (1/4/23)
OVC: 3, Lindenwood (1/4/23)
Career: 3, Lindenwood (1/4/23)

BLOCKS

Season: 5, Arkansas State (12/18/22)
OVC: 3, 3x; Last: at Southern Ind. (1/12/23)
Career: *11, Harding (2/8/21)

HONORS AND AWARDS

- 2022-23 OVC Newcomer of the Week (Dec. 20)

2022-23 GAME-BY-GAME STATISTICS

Opponent	Date	GS	Min	FG	FGA	Pct	3FG	FGA	Pct	FT	FTA	Pct	O	D	Tot	Avg	PF	FO	A	TO	Blk	Stl	Pts	Avg	
ARK.-PINE BLUFF	11/10/22	*	38	6	12	.500	0	0	.000	4	4	1.000	1	3	4	4.0	2	0	2	0	1	0	16	16.0	
OLE MISS	11/13/22	*	26	0	4	.000	0	0	.000	0	0	.000	0	3	3	3.5	2	0	0	1	1	0	0	8.0	
ARKANSAS	11/20/22	*	32	6	11	.545	0	0	.000	0	0	.000	0	4	4	3.7	2	0	1	3	0	0	12	9.3	
ORAL ROBERTS	11/23/22	*	23	1	9	.111	0	0	.000	0	0	.000	4	3	7	4.5	2	0	1	2	2	0	2	7.5	
at Auburn	11/30/22		16	1	5	.200	0	1	.000	0	0	.000	1	3	4	4.4	2	0	0	0	1	0	2	6.4	
at Central Arkansas	12/03/22		37	7	16	.438	0	0	.000	4	4	1.000	2	6	8	5.0	0	0	0	0	1	0	18	8.3	
TEXAS A&M	12/06/22	*	39	5	17	.294	0	1	.000	0	0	.000	2	2	4	4.9	0	0	0	2	2	0	10	8.6	
at Western Ky.	12/11/22	*	29	3	13	.231	0	0	.000	0	0	.000	0	3	3	4.6	2	0	0	2	1	1	6	8.3	
at Alabama	12/15/22	*	33	6	11	.545	1	1	1.000	0	0	.000	1	3	4	4.6	3	0	0	1	1	0	13	8.8	
ARKANSAS STATE	12/18/22	*	35	8	14	.571	0	2	.000	1	1	1.000	2	4	6	4.7	2	0	1	3	5	0	17	9.6	
at Missouri State	12/21/22	*	27	2	8	.250	0	2	.000	2	2	1.000	1	2	3	4.5	4	0	0	0	0	1	6	9.3	
UT MARTIN	12/29/22		1	0	0	.000	0	0	.000	0	0	.000	0	0	0	4.2	0	0	0	0	0	0	0	8.5	
at Tennessee State	12/31/22		27	6	13	.462	0	0	.000	0	0	.000	0	0	0	3.8	1	0	0	2	3	1	12	8.8	
LINDENWOOD	01/04/23		14	1	3	.333	0	0	.000	0	0	.000	1	4	5	3.9	2	0	1	0	0	3	2	8.3	
SOUTHEAST MO.	01/07/23		10	2	4	.500	0	1	.000	0	0	.000	1	2	3	3.9	1	0	0	0	3	1	4	8.0	
at Southern Indiana	01/12/23		24	4	10	.400	0	1	.000	0	0	.000	3	1	4	3.9	0	0	1	0	3	0	8	8.0	
at Eastern Illinois	01/14/23	*	29	1	6	.167	0	0	.000	0	0	.000	1	6	7	4.1	2	0	1	0	1	1	2	7.6	
TENNESSEE TECH	01/19/23		1	0	0	.000	0	0	.000	2	2	1.000	0	0	0	3.8	1	0	0	1	0	0	2	7.3	
TENNESSEE STATE	01/21/23		2	0	2	.000	0	0	.000	0	0	.000	0	0	0	3.6	2	0	0	0	0	0	0	6.9	
at Morehead State	01/26/23		3	1	3	.333	0	0	.000	0	0	.000	0	0	0	3.5	0	0	0	0	0	0	2	6.7	
at Tennessee Tech	01/28/23		11	1	3	.333	0	0	.000	0	0	.000	0	1	1	3.3	1	0	2	0	0	0	2	6.5	
at Southeast Mo.	02/02/23		6	0	0	.000	0	0	.000	0	0	.000	0	2	2	3.3	0	0	0	1	0	0	0	6.2	
SIUE	02/04/23		14	1	1	1.000	0	0	.000	4	4	1.000	2	2	4	3.3	3	0	0	0	0	0	6	6.2	
MOREHEAD STATE	02/09/23		2	0	0	.000	0	0	.000	2	2	1.000	0	0	0	3.2	0	0	0	0	0	0	2	6.0	
Totals			10	479	62	165	.376	1	9	.111	19	19	1.000	22	54	76	3.2	34	0	10	18	25	8	144	6.0

CAREER STATISTICS

				Field Goals		3-Point		F-Throws		Rebounds									Scoring	
SEASON	TEAM	GP-GS	MIN/AVG	FG-FGA	FG%	3FG-3FGA	3FG%	FT-FTA	FT%	OFF	DEF	TOT	AVG	PF-FO	A	TO	BLK	STL	PTS	AVG
2020-21	ATU	15-11	387/25.8	66-120	.550	0-3	.000	21-27	.778	28	70	98	6.5	33-2	6	13	31	11	153	10.2
2021-22	ATU	29-24	726/25.0	108-233	.464	0-3	.000	37-51	.725	58	98	156	5.4	71-2	10	28	68	13	253	8.7
2022-23	LR	24-10	476/19.8	62-165	.376	1-9	.111	19-19	1.000	22	54	76	3.2	34-0	10	18	25	8	144	6.0
TOTAL FOR LR		24-10	476/19.8	62-165	.376	1-9	.111	19-19	1.000	22	54	76	3.2	34-0	10	18	25	8	144	6.0
TOTAL		68-45	1589/23.4	236-518	.456	1-15	.067	77-97	.794	108	222	330	4.9	138-4	26	59	124	32	550	8.1



Angelique FRANCIS

34



AHN-juh-leek • F • 5-11 • Sr.

Irving, Texas • MacArthur HS • Interdisciplinary Studies Major

SEASON STATS

PPG	RPG	APG	FG%	3FG%	FT%
8.0	6.4	1.0	52.5	---%	69%

ABOUT ANGELIQUE

- Best athlete on team
- Can be a really good defender
- Can drive the ball to the lane
- Potential to be dominant defender

TOP PERFORMANCES

POINTS

Season: 22, Lindenwood (1/4/23)
OVC: 22, Lindenwood (1/4/23)
Career: 22, Lindenwood (1/4/23)

FG MADE

Season: 9, Lindenwood (1/4/23)
OVC: 9, Lindenwood (1/4/23)
Career: 9, Lindenwood (1/4/23)

FG ATTEMPTS

Season: 14, at Tennessee Tech (1/28/23)
OVC: 14, at Tennessee Tech (1/28/23)
Career: 14, at Tennessee Tech (1/28/23)

3-POINT FGM

Season: -
OVC: -
Career: 1, 2x; Last: UT Arlington (1/23/21)

3-POINT FGA

Season: -
OVC: -
Career: 1, 4x; Last: at ULM (2/5/22)

FT MADE

Season: 7, at Tennessee Tech (1/28/23)
OVC: 7, at Tennessee Tech (1/28/23)
Career: 7, 2x; Last: at Tenn. Tech (1/28/23)

FT ATTEMPTS

Season: 7, 2x; Last: at Southeast Mo. (2/2/23)
OVC: 7, 2x; Last: at Southeast Mo. (2/2/23)
Career: 10, vs #21/20 Arkansas (12/21/19)

REBOUNDS

Season: 15, Oral Roberts (11/23/22)
OVC: 13, Tennessee State (1/21/23)
Career: 15, Oral Roberts (11/23/22)

ASSISTS

Season: 2, 3x; Last: at Tenn. Tech (1/28/23)
OVC: 2, 2x; Last: at Tenn. Tech (1/28/23)
Career: 4, Arkansas State (2/12/22)

STEALS

Season: 2, 3x; Last: at Southern Ind. (1/12/23)
OVC: 2, 2x; Last: at Southern Ind. (1/12/23)
Career: 4, UT Arlington (1/29/22)

BLOCKS

Season: 1, 4x; Last: Tennessee State (1/21/23)
OVC: 1, 3x; Last: Tennessee State (1/21/23)
Career: 1, 11x; Last: Tennessee St (1/21/23)

2022-23 GAME-BY-GAME STATISTICS










Opponent	Date	GS	Min	FG	FGA	Pct	3FG	FGA	Pct	FT	FTA	Pct	O	D	Tot	Avg	PF	FO	A	TO	Blk	Stl	Pts	Avg	
ARK.-PINE BLUFF	11/10/22		DNP																						
OLE MISS	11/13/22		DNP																						
ARKANSAS	11/20/22		17	1	2	.500	0	0	.000	0	2	.000	1	1	2	2.0	3	0	0	1	0	0	2	2.0	
ORAL ROBERTS	11/23/22	*	39	4	7	.571	0	0	.000	3	5	.600	9	6	15	8.5	0	0	1	2	0	0	11	6.5	
at Auburn	11/30/22	*	29	2	3	.667	0	0	.000	4	5	.800	2	3	5	7.3	2	0	2	3	0	0	8	7.0	
at Central Arkansas	12/03/22	*	43	2	6	.333	0	0	.000	2	4	.500	1	4	5	6.8	1	0	0	3	0	1	6	6.8	
TEXAS A&M	12/06/22	*	22	1	2	.500	0	0	.000	1	2	.500	1	2	3	6.0	5	1	0	2	0	1	3	6.0	
at Western Ky.	12/11/22		35	1	1	1.000	0	0	.000	0	0	.000	2	6	8	6.3	3	0	1	3	1	1	2	5.3	
at Alabama	12/15/22		28	4	7	.571	0	0	.000	1	4	.250	2	3	5	6.1	4	0	1	0	0	2	9	5.9	
ARKANSAS STATE	12/18/22		23	2	5	.400	0	0	.000	2	4	.500	0	7	7	6.3	2	0	1	2	0	0	6	5.9	
at Missouri State	12/21/22		22	0	0	.000	0	0	.000	5	6	.833	2	4	6	6.2	4	0	1	1	0	0	5	5.8	
UT MARTIN	12/29/22	*	38	3	7	.429	0	0	.000	0	0	.000	2	6	8	6.4	4	0	2	3	0	0	6	5.8	
at Tennessee State	12/31/22	*	25	5	7	.714	0	0	.000	4	4	1.000	3	6	9	6.6	3	0	0	3	0	1	14	6.5	
LINDENWOOD	01/04/23	*	29	9	13	.692	0	0	.000	4	5	.800	4	4	8	6.8	1	0	1	1	0	0	22	7.8	
SOUTHEAST MO.	01/07/23	*	27	4	5	.800	0	0	.000	5	6	.833	2	1	3	6.5	3	0	2	0	1	2	13	8.2	
at Southern Indiana	01/12/23	*	36	1	3	.333	0	0	.000	0	0	.000	2	4	6	6.4	3	0	0	2	0	2	2	7.8	
at Eastern Illinois	01/14/23	*	40	3	10	.300	0	0	.000	1	2	.500	1	3	4	6.3	1	0	1	0	1	1	7	7.7	
TENNESSEE TECH	01/19/23	*	40	0	3	.000	0	0	.000	0	0	.000	2	6	8	6.4	4	0	1	0	0	0	0	7.3	
TENNESSEE STATE	01/21/23	*	39	1	3	.333	0	0	.000	0	0	.000	4	9	13	6.8	2	0	1	2	1	1	2	6.9	
at Morehead State	01/26/23	*	38	1	3	.333	0	0	.000	2	2	1.000	2	4	6	6.7	2	0	1	4	0	1	4	6.8	
at Tennessee Tech	01/28/23	*	36	6	14	.429	0	0	.000	7	7	1.000	2	2	4	6.6	4	0	2	3	0	0	19	7.4	
at Southeast Mo.	02/02/23	*	39	6	9	.667	0	0	.000	4	7	.571	3	2	5	6.5	2	0	1	1	0	1	16	7.9	
SIUE	02/04/23	*	27	4	4	1.000	0	0	.000	3	4	.750	1	4	5	6.4	4	0	1	0	0	1	11	8.0	
MOREHEAD STATE	02/09/23	*	40	3	6	.500	0	0	.000	2	3	.667	3	2	5	6.4	2	0	1	0	0	1	8	8.0	
Totals			17	712	63	120	.525	0	0	.000	50	72	.694	51	89	140	6.4	59	1	21	36	4	16	176	8.0

CAREER STATISTICS

				Field Goals		3-Point		F-Throws		Rebounds										Scoring	
SEASON	TEAM	GP-GS	MIN/AVG	FG-FGA	FG%	3FG-3FGA	3FG%	FT-FTA	FT%	OFF	DEF	TOT	AVG	PF-FO	A	TO	BLK	STL		PTS	AVG
2019-20	LR	27-3	308/11.4	21-46	.457	1-1	1.000	21-34	.618	22	38	60	2.2	27-2	4	19	2	3		64	2.4
2020-21	LR	25-2	480/19.2	26-57	.456	1-2	.500	27-37	.730	49	60	109	4.4	38-1	13	22	2	11		80	3.2
2021-22	LR	27-18	769/28.5	44-75	.587	0-1	.000	41-58	.707	60	98	158	5.9	59-0	27	27	3	16		129	4.8
2022-23	LR	22-17	711/32.3	63-120	.525	0-0	.000	50-72	.694	51	89	140	6.4	59-1	21	36	4	16		176	8.0
TOTAL		101-40	2268/22.5	154-298	.517	2-4	.500	139-201	.692	182	285	467	4.6	183-4	65	104	11	46		449	4.4

BROADCAST NOTES / SPOT CHART



0		Toyosi ABIOLA <i>TOY-OH-see AB-EE-OH-luh</i> G • 5-7 • Gr. • TR London, England	<table><tr><th>Min</th><th>Pts</th><th>Reb</th><th>Stl</th><th>FG%</th><th>3FG%</th><th>FT%</th></tr><tr><td>11.2</td><td>2.8</td><td>1.2</td><td>0.5</td><td>24.4</td><td>19.0</td><td>71.4</td></tr></table> <p>About Abiola: Very athletic ... Can shoot the 3 ... Brings Division I playing experience ... Explosive off the dribble.</p>	Min	Pts	Reb	Stl	FG%	3FG%	FT%	11.2	2.8	1.2	0.5	24.4	19.0	71.4	CAREER HIGHS Pts: *21, 2x; Last: Canisius (1/2/18) Reb: *7, 2x; Last: Monmouth (1/13/18) Ast: *4, 2x; Last: Fairfield (2/8/18) Stl: *4, Siena (1/20/18)
Min	Pts	Reb	Stl	FG%	3FG%	FT%												
11.2	2.8	1.2	0.5	24.4	19.0	71.4												
1		Mira HANNA <i>MEER-uh HAN-uh</i> F • 6-0 • Fr. • HS Tampa, Fla.	<table><tr><th>Min</th><th>Pts</th><th>Reb</th><th>Ast</th><th>FG%</th><th>3FG%</th><th>FT%</th></tr><tr><td>3.0</td><td>0.0</td><td>0.3</td><td>0.0</td><td>0.0</td><td>---</td><td>---</td></tr></table> <p>About Hanna: Good shooter from the perimeter ... Has ability to post up ... Good basketball IQ ... Great potential.</p>	Min	Pts	Reb	Ast	FG%	3FG%	FT%	3.0	0.0	0.3	0.0	0.0	---	---	CAREER HIGHS Pts: - Reb: 1, Arkansas (11/20/22) Ast: - Stl: -
Min	Pts	Reb	Ast	FG%	3FG%	FT%												
3.0	0.0	0.3	0.0	0.0	---	---												
2		Sali KOUROUMA <i>SALLY COOR-uh-MUH</i> F • 5-11 • R-Jr. • 1L Kati, Mali	<table><tr><th>Min</th><th>Pts</th><th>Reb</th><th>Ast</th><th>FG%</th><th>3FG%</th><th>FT%</th></tr><tr><td>26.1</td><td>15.3</td><td>7.2</td><td>1.2</td><td>38.7</td><td>21.2</td><td>66.2</td></tr></table> <p>About Kourouma: Arrived in U.S. on Dec. 18 ... Scorer's mentality ... Great shooter ... Can score inside or out ... Strong offensive presence.</p>	Min	Pts	Reb	Ast	FG%	3FG%	FT%	26.1	15.3	7.2	1.2	38.7	21.2	66.2	CAREER HIGHS Pts: 32, Memphis (11/18/21) Reb: 19, at Southeast Missouri (2/2/23) Ast: 4, 2x; Last: Tennessee St (12/31/22) Stl: 4, 2x; Last: SIUE (2/4/23)
Min	Pts	Reb	Ast	FG%	3FG%	FT%												
26.1	15.3	7.2	1.2	38.7	21.2	66.2												
3		Jayla BROOKS G • 5-7 • Jr. • JC Sachse, Texas	<table><tr><th>Min</th><th>Pts</th><th>Reb</th><th>Ast</th><th>FG%</th><th>3FG%</th><th>FT%</th></tr><tr><td>32.6</td><td>5.3</td><td>3.0</td><td>2.3</td><td>35.1</td><td>0.0</td><td>63.3</td></tr></table> <p>About Brooks: Very good defender ... Good penetrative ability ... Sees the floor ... Can make things happen ... HS teammate of Tia Harvey.</p>	Min	Pts	Reb	Ast	FG%	3FG%	FT%	32.6	5.3	3.0	2.3	35.1	0.0	63.3	CAREER HIGHS Pts: 15, SIUE (2/4/23) Reb: 6, 3x; Last: at Southeast Mo. (2/2/23) Ast: 6, at Morehead State (1/26/23) Stl: 5, at Southern Indiana (1/12/23)
Min	Pts	Reb	Ast	FG%	3FG%	FT%												
32.6	5.3	3.0	2.3	35.1	0.0	63.3												
4		Sha'Nequa HENRY <i>shuh-NEE-KWAH</i> G • 5-8 • Fr. • HS Texarkana, Texas	<table><tr><th>Min</th><th>Pts</th><th>Reb</th><th>Stl</th><th>FG%</th><th>3FG%</th><th>FT%</th></tr><tr><td>10.5</td><td>2.1</td><td>1.7</td><td>0.8</td><td>24.3</td><td>0.0</td><td>50.0</td></tr></table> <p>About Henry: Good perimeter shooter ... Can slash and drive ... Finishes well in the paint.</p>	Min	Pts	Reb	Stl	FG%	3FG%	FT%	10.5	2.1	1.7	0.8	24.3	0.0	50.0	CAREER HIGHS Pts: 8, at Auburn (11/30/22) Reb: 5, at Auburn (11/30/22) Ast: 2, at Central Arkansas (12/3/22) Stl: 3, at Western Kentucky (12/11/22)
Min	Pts	Reb	Stl	FG%	3FG%	FT%												
10.5	2.1	1.7	0.8	24.3	0.0	50.0												
5		Hailey HOHENECKER <i>HAHN-AH-KER</i> G • 5-4 • R-So. • 1L Plymouth, Minn.	<table><tr><th>Min</th><th>Pts</th><th>Reb</th><th>Ast</th><th>FG%</th><th>3FG%</th><th>FT%</th></tr><tr><td>2.6</td><td>0.4</td><td>0.2</td><td>0.0</td><td>0.0</td><td>0.0</td><td>100.0</td></tr></table> <p>About Hohenecker: Hard worker ... High energy player ... Good basketball IQ</p>	Min	Pts	Reb	Ast	FG%	3FG%	FT%	2.6	0.4	0.2	0.0	0.0	0.0	100.0	CAREER HIGHS Pts: 2, 4x; Last: SIUE (2/4/23) Reb: 1, 3x; Last: Southeast Mo. (1/7/23) Ast: 2, App State (1/15/22) Stl: -
Min	Pts	Reb	Ast	FG%	3FG%	FT%												
2.6	0.4	0.2	0.0	0.0	0.0	100.0												
10		Jaiyah HARRIS-SMITH <i>JAY-uh</i> G • 5-6 • So. • TR Miami, Fla.	<table><tr><th>Min</th><th>Pts</th><th>Reb</th><th>Ast</th><th>FG%</th><th>3FG%</th><th>FT%</th></tr><tr><td>37.4</td><td>5.2</td><td>6.4</td><td>5.1</td><td>35.4</td><td>40.0</td><td>58.2</td></tr></table> <p>About Smith: Heady point guard ... Has a good feel for the game ... Good passer and good penetrator ... Brings Division I playing experience.</p>	Min	Pts	Reb	Ast	FG%	3FG%	FT%	37.4	5.2	6.4	5.1	35.4	40.0	58.2	CAREER HIGHS Pts: 11, Ole Miss (11/13/22) Reb: 14, at Eastern Illinois (1/14/23) Ast: 10, Tennessee Tech (1/19/23) Stl: 4, 2x; Last: at Tenn. Tech (1/28/23)
Min	Pts	Reb	Ast	FG%	3FG%	FT%												
37.4	5.2	6.4	5.1	35.4	40.0	58.2												
11		Faith LEE F • 5-11 • Fr. • HS Monroe, La.	<table><tr><th>Min</th><th>Pts</th><th>Reb</th><th>Ast</th><th>FG%</th><th>3FG%</th><th>FT%</th></tr><tr><td>26.4</td><td>9.7</td><td>2.8</td><td>1.2</td><td>41.2</td><td>0.0</td><td>65.8</td></tr></table> <p>About Lee: 3x OVC Frosh of the Week ... Very athletic ... Versatile ... Can do several different things with the ball ... Inside-Outside player.</p>	Min	Pts	Reb	Ast	FG%	3FG%	FT%	26.4	9.7	2.8	1.2	41.2	0.0	65.8	CAREER HIGHS Pts: 21, at Southeast Missouri (2/2/23) Reb: 8, Arkansas State (12/18/22) Ast: 4, Morehead State (2/9/23) Stl: 4, Arkansas State (12/18/22)
Min	Pts	Reb	Ast	FG%	3FG%	FT%												
26.4	9.7	2.8	1.2	41.2	0.0	65.8												
12		Tia HARVEY G • 5-9 • Jr. • 2L Sachse, Texas	<table><tr><th>Min</th><th>Pts</th><th>Reb</th><th>Ast</th><th>FG%</th><th>3FG%</th><th>FT%</th></tr><tr><td>31.2</td><td>9.8</td><td>2.8</td><td>1.9</td><td>35.7</td><td>14.3</td><td>60.3</td></tr></table> <p>About Harvey: Strong, athletic and very competitive ... One of better defenders on team ... Vocal leader.</p>	Min	Pts	Reb	Ast	FG%	3FG%	FT%	31.2	9.8	2.8	1.9	35.7	14.3	60.3	CAREER HIGHS Pts: 19, 2x; Last: SIUE (2/4/23) Reb: 13, Texas State (2/5/21) Ast: 7, 2x; Last: at Arkansas St (2/19/22) Stl: 3, at ULM (2/22/21)
Min	Pts	Reb	Ast	FG%	3FG%	FT%												
31.2	9.8	2.8	1.9	35.7	14.3	60.3												
22		Mesi TRIPLETT <i>MACY</i> F • 6-3 • So. • JC Orlando, Fla.	<table><tr><th>Min</th><th>Pts</th><th>Reb</th><th>Stl</th><th>FG%</th><th>3FG%</th><th>FT%</th></tr><tr><td>9.2</td><td>0.9</td><td>2.1</td><td>0.3</td><td>19.0</td><td>---</td><td>40.0</td></tr></table> <p>About Triplett: Strong post-up player ... Long defender in the paint ... Good rebounder.</p>	Min	Pts	Reb	Stl	FG%	3FG%	FT%	9.2	0.9	2.1	0.3	19.0	---	40.0	CAREER HIGHS Pts: 3, at Auburn (11/30/22) Reb: 9, at Auburn (11/30/22) Ast: 1, 3x; Last: at Eastern Ill. (1/14/23) Stl: 1, 4x; Last: at Eastern Ill. (1/14/23)
Min	Pts	Reb	Stl	FG%	3FG%	FT%												
9.2	0.9	2.1	0.3	19.0	---	40.0												
32		Nikki METCALFE <i>MET-CALF</i> F • 6-2 • Gr. • TR Melbourne, Australia	<table><tr><th>Min</th><th>Pts</th><th>Reb</th><th>Blk</th><th>FG%</th><th>3FG%</th><th>FT%</th></tr><tr><td>19.8</td><td>6.0</td><td>3.2</td><td>1.0</td><td>37.6</td><td>11.1</td><td>100.0</td></tr></table> <p>About Metcalfe: Good shooter ... Great size and length in the post ... Can hit outside shot ... Brings four-year playing experience.</p>	Min	Pts	Reb	Blk	FG%	3FG%	FT%	19.8	6.0	3.2	1.0	37.6	11.1	100.0	CAREER HIGHS Pts: 18, at Central Arkansas (12/3/22) Reb: *14, at Southeastern Okla. (1/29/22) Ast: 2, 3x; Last: at Tenn. Tech (1/28/23) Stl: 3, Lindenwood (1/4/23)
Min	Pts	Reb	Blk	FG%	3FG%	FT%												
19.8	6.0	3.2	1.0	37.6	11.1	100.0												
34		Angelique FRANCIS <i>AHN-juh-leek</i> F • 5-11 • Sr. • 3L Irving, Texas	<table><tr><th>Min</th><th>Pts</th><th>Reb</th><th>Ast</th><th>FG%</th><th>3FG%</th><th>FT%</th></tr><tr><td>32.3</td><td>8.0</td><td>6.4</td><td>1.0</td><td>52.5</td><td>---</td><td>69.4</td></tr></table> <p>About Francis: Strongest athlete on the team, possibly physically strongest player in Foley tenure ... Can be a really good defender with ability to be dominant defender ... Can drive the ball.</p>	Min	Pts	Reb	Ast	FG%	3FG%	FT%	32.3	8.0	6.4	1.0	52.5	---	69.4	CAREER HIGHS Pts: 22, Lindenwood (1/4/23) Reb: 15, Oral Roberts (11/23/22) Ast: 4, Arkansas State (2/12/22) Stl: 4, UT Arlington (1/29/22)
Min	Pts	Reb	Ast	FG%	3FG%	FT%												
32.3	8.0	6.4	1.0	52.5	---	69.4												