



2021 TROJAN BASEBALL QUICK FACTS

UNIVERSITY INFORMATION

| | |
|---------------------------|---------------------------------------|
| Name | University of Arkansas at Little Rock |
| Preferred Name | Little Rock |
| Founded | 1927 |
| Enrollment | 8,063 (Fall 2020) |
| Nickname | Trojans |
| Colors | Maroon and Silver |
| Affiliation | NCAA Division I |
| Conference | Sun Belt |
| Chancellor | Dr. Christina Drale |
| Athletic Director | George Lee |
| Athletic Department Phone | (501) 569-3167 |
| Athletic Ticket Office | (501) 565-8257 |
| Website | LRTrojans.com |

GARY HOGAN FIELD

| | |
|------------------|--|
| Physical Address | 2400 S. Harrison Street, Little Rock, AR 72204 |
| Year Opened | 1978 (as Curran Conway Field) |
| Renamed | 2004 |
| Capacity | 1,000 (550 seated) |
| Surface | Infield - Artificial turf Outfield - Grass |
| Dimensions | Left - 325 Center - 390 Right - 305 |

COACHING STAFF

| | |
|--------------------------------|--|
| Head Coach | Chris Curry |
| Alma Mater | Arkansas Tech, 2018 |
| Little Rock Record | 129-159 (Seventh season) |
| Career Record | 129-159 (Seventh season) |
| Assistant Coach | Noah Sanders (Arkansas-Monticello, 2010) - 4th |
| Assistant Coach | R.D. Spiels (Nebraska, 2009) - 3rd |
| Dir. of Operations/Player Dev. | Eric Hansen (Harding, 2019) - 1st |
| Graduate Manager | Christian Reyes (Little Rock, 2019) - 2nd |
| Volunteer Assistant Coach | Jacob Caples (West Texas A&M, 2015) - 3rd |
| Strength and Conditioning | John Lepo (Buffalo, 2013) - 3rd |

BASEBALL HISTORY

| | |
|---|--|
| First Season of Trojan Baseball (Recorded) | 1975 |
| Overall Program Record | 1,004-1,269-1 (.442) |
| First Season of Division I Baseball | 1979 |
| Overall Division I Record | 933-1,181-1 (.441) |
| Independent Member (1975-80) | 105-123 (.461) |
| Trans American Athletic Conference Member (1981-91) | 247-284 (.465) |
| TAAC Conference Record | 63-92 (.406) |
| Sun Belt Conference Member (1992-Present) | 652-863 (.430) |
| Sun Belt Record | 268-477 (.360) |
| Sun Belt Conference Tournament Appearances | 11 |
| | 1995, 1999, 2000, 2001, 2003, 2011, 2013, 2016, 2017, 2018, 2019 |
| Overall Sun Belt Tournament Record | 10-19 (.345) |
| Sun Belt Conference Tournament Champions | 2011 |
| NCAA Tournament Appearances | One - 2011 |

2020 TEAM INFORMATION

| | |
|---|---------------------|
| 2020 Overall Record | 9-8 |
| Home | 5-2 |
| Away | 3-5 |
| Neutral | 1-1 |
| 2019 Sun Belt Record * | 18-11 |
| Sun Belt Finish | 2nd - West |
| Sun Belt Tournament | 1-2 (Quarterfinals) |
| Lettermen Returning/Lost | 19/7 |
| Position Starters (including DH) Returning/Lost | 6/5 |
| Pitchers Returning/Lost | 10/2 |
| Newcomers | 16 |

*There was no 2020 Sun Belt season due to the coronavirus pandemic

TOP RETURNING PLAYERS

| No. | Player | Pos. | Year | 2020 Statistics |
|-----|----------------|-------|------|--|
| 5 | Miguel Soto | LF | Jr. | .302 BA, 19 H, 4 2B, 7 RBI, 9 R, .933 FLD% |
| 6 | Nathan Lyons | 3B | Jr. | .329 BA, 23 H, 1 HR, 6 RBI, .986 FLD% |
| 8 | Tim Dixon | RF | Sr. | .190 BA, 12 H, 3 2B, 3 HR, 8 R, .966 FLD% |
| 13 | Tyler Williams | CF | So. | .220 BA, 11 H, 2 2B, 1 3B, 1 HR, 4 SB |
| 33 | Kobe Barnum | 1B/DH | Sr. | .235 BA, 12 H, 4 2B, 4 R, .970 FLD% |

TOP RETURNING PITCHERS

| No. | Player | Pos. | Year | 2020 Statistics |
|-----|---------------|------|------|------------------------------------|
| 17 | Aaron Funk | RHP | Sr. | 2-0, 2.01 ERA, 31.1 IP, 37 K, 2 CG |
| 27 | Luke Wallner | RHP | Sr. | 0-1, 4.09 ERA, 11.0 IP, 7 K, 0 SV |
| 30 | Hayden Arnold | RHP | Sr. | 1-1, 3.21 ERA, 14.0 IP, 24K, 1 SO |
| 36 | Austin Smith | LHP | Sr. | 2-1, 4.63 ERA, 11.2 IP, 14 K, 0 SV |
| 44 | Cole Evans | RHP | Sr. | 1-0, 1.98 ERA, 13.2 IP, 21 K, 1 SV |

MEDIA INFORMATION

| | |
|-------------------------------|----------------------------|
| Assistant AD/Baseball Contact | Rand Champion |
| Email | rdchampion@ualr.edu |
| Phone | (501) 351-3385 |
| Facebook | Facebook.com/LittleRockBSB |
| Twitter | @LittleRockBSB |
| Instagram | @LittleRockBSB |





2021 LITTLE ROCK BASEBALL

TROJANS BY CLASS

- GRADUATES (4):** Barkley, Boushelle, McWilliams, Prentiss
- FIFTH YEARS (2):** Delgadillo, Sievert
- SENIORS (13):** Arnold, Barnum, Beardsley, DeCooman, Dixon, Evans, Figueroa, Funk, Hussein, Rodriguez, Russ, Smith, Wallner
- JUNIORS (6):** Dickerson, Lindsey, Lyons, Smallwood, Soggi, Soto
- SOPHOMORES (8):** Bernabe, Hunt, Lansville, McKnight, Neves, Spears, Williams, Wright
- FRESHMEN (4):** Davis, Diaz, Vaught, Weatherley

TROJANS BY STATE

- ARKANSAS (6):** Arnold, Boushelle, Lyons, Neves, Weatherley, Wright
- ALABAMA (2):** Davis, Vaught
- CALIFORNIA (1):** Barkley
- CANADA (1):** DeCooman
- COLORADO (4):** Hunt, Lansville, McKnight, Sievert
- CONNECTICUT (1):** Soggi
- FLORIDA (7):** Barnum, Bernabe, Diaz, Dickerson, Dixon, Rodriguez, Soto
- GEORGIA (1):** Williams
- KANSAS (2):** Evans, Funk
- LOUISIANA (1):** Spears
- MINNESOTA (1):** Wallner
- MISSISSIPPI (1):** Prentiss
- OHIO (1):** McWilliams
- PENNSYLVANIA (1):** Lindsey
- PUERTO RICO (1):** Figueroa
- TEXAS (5):** Delgadillo, Hussein, Russ, Smallwood, Smith
- UTAH (1):** Beardsley

TROJANS BY POSITION

POSITION PLAYERS (18)

- CATCHERS (4):** Diaz, Russ, Soggi, Wright
- FIRST BASE (2):** Barnum, McWilliams
- INFIELDERS (7):** Bernabe, Figueroa, Hussein, Lyons, Prentiss, Soto, Spears
- OUTFIELDERS (5):** Dickerson, Dixon, Lindsey, Rodriguez, Williams

PITCHERS (19)

- LEFT (5):** Beardsley, DeCooman, Vaught, Smallwood, Smith
- RIGHT (14):** Arnold, Barkley, Boushelle, Davis, Delgadillo, Evans, Funk, Hunt, Lansville, McKnight, Neves, Sievert, Wallner, Weatherley

NUMERICAL ROSTER

| No. | Name | B/T | Pos. | Ht. | Wt. | Yr. * | Hometown / Previous School |
|-----|-------------------|-----|------|------|-----|-------|--|
| 1 | Christian Bernabe | R/R | INF | 5-11 | 175 | So. | Deltona, Fla. / Florida Virtual School |
| 2 | Eldrige Figueroa | S/R | INF | 5-8 | 160 | Sr. | Carolina, Puerto Rico / Oviedo H.S. (Fla.) |
| 4 | Chris Prentiss | R/R | INF | 6-2 | 180 | Gr. | Vicksburg, Miss. / Jackson State |
| 5 | Miguel Soto | R/R | INF | 6-0 | 185 | Jr. | Kissimmee, Fla. / TNXL Academy |
| 6 | Nathan Lyons | R/R | INF | 5-11 | 175 | Jr. | Bentonville, Ark. / Bentonville H.S. |
| 7 | Noah Dickerson | L/R | OF | 6-4 | 190 | R-So. | Windermere, Fla. / Stetson |
| 8 | Tim Dixon | R/R | OF | 6-0 | 185 | Sr. | Debray, Fla. / Seminole State College |
| 9 | Will Spears | R/R | INF | 5-11 | 185 | So. | New Orleans, La. / St. Augustine H.S. |
| 10 | Anthony Soggi | R/R | C | 6-1 | 215 | Jr. | Norwalk, Conn. / Lackawanna C.C. |
| 12 | Reese Lansville | R/R | RHP | 5-10 | 185 | So. | Centennial, Colo. / Northeast C.C. (Neb.) |
| 13 | Tyler Williams | R/R | OF | 6-2 | 180 | So. | Lilburn, Ga. / Redan H.S. |
| 14 | Eli Sievert | R/R | RHP | 6-2 | 185 | 5th | Thornton, Colo. / Trinidad State |
| 16 | Jacob Weatherley | R/R | RHP | 5-11 | 160 | Fr. | Jonesboro, Ark. / Jonesboro, H.S. |
| 17 | Aaron Funk | R/R | RHP | 6-5 | 215 | Sr. | Lawrence, Kan. / Lawrence Free State H.S. |
| 18 | Aaron Barkley | R/R | RHP | 6-1 | 225 | Gr. | El Cajon, Calif. / Mississippi Valley State |
| 19 | Calvin Hunt | R/R | RHP | 6-3 | 175 | So. | Arvada, Colo. / Ralston Valley H.S. |
| 20 | Kenny Rodriguez | R/R | OF | 6-0 | 205 | Sr. | Tampa, Fla. / Gaither H.S. |
| 21 | Jorden Hussein | R/R | INF | 6-0 | 160 | Sr. | Houston, Texas / Crowder College |
| 22 | Marlon Lindsey | R/L | OF | 6-3 | 215 | Jr. | Lafayette Hills, Pa. / Lackawanna C.C. |
| 23 | Robert Diaz | R/R | C | 6-1 | 200 | Fr. | Saint Cloud, Fla. / TNXL Academy |
| 24 | Canyon McWilliams | L/L | 1B | 6-1 | 220 | Gr. | Shaker Heights, Ohio / Ohio Wesleyan |
| 25 | Jack DeCooman | L/L | LHP | 6-5 | 205 | R-Jr. | North Vancouver, B.C. / Washington |
| 26 | Cal Beardsley | L/L | LHP | 6-1 | 185 | Sr. | Orem, Utah / Salt Lake C.C. |
| 27 | Luke Wallner | R/R | RHP | 5-11 | 205 | Sr. | Forest Lake, Minn. / Meridian C.C. |
| 28 | John Michael Russ | R/R | C | 6-0 | 205 | Sr. | Texarkana, Texas / Northeast Texas C.C. |
| 29 | Matthew Davis | R/R | RHP | 6-5 | 185 | Fr. | Selma, Ala. / John T. Morgan Academy |
| 30 | Hayden Arnold | L/R | RHP | 6-3 | 186 | Sr. | Rison, Ark. / Watson Chapel H.S. |
| 31 | Chance Vaught | L/L | LHP | 6-1 | 190 | Fr. | Mobile, Ala. / Mobile Christian School |
| 32 | Jake Wright | R/R | C | 5-10 | 190 | So. | Bryant, Ark. / Murray State College |
| 33 | Kobe Barnum | L/L | 1B | 6-2 | 195 | Sr. | Temple Terrace, Fla. / Seminole State College |
| 34 | Dillon Delgadillo | R/R | RHP | 5-10 | 195 | 5th | Corpus Christi, Texas / Western Texas College |
| 35 | Zane Neves | L/R | RHP | 6-0 | 205 | So. | Jonesboro, Ark. / St. John's River State College |
| 36 | Austin Smith | L/L | LHP | 6-2 | 195 | Sr. | Fort Worth, Texas / Howard College |
| 37 | Erik McKnight | R/R | RHP | 6-2 | 195 | So. | Littleton, Colo. / Heritage H.S. |
| 39 | Sawyer Smallwood | L/L | LHP | 6-3 | 195 | Jr. | Texarkana, Texas / Northeast Texas C.C. |
| 40 | John Boushelle | R/R | RHP | 6-7 | 210 | Gr. | Fayetteville, Ark. / McNeese |
| 44 | Cole Evans | R/R | RHP | 6-5 | 235 | Sr. | Liberal, Kan. / Seward County C.C. |

* All players received an extra year of eligibility following the 2020 season due to the global coronavirus pandemic

COACHING STAFF

- Head Coach:** Chris Curry (Arkansas Tech, 2008) - Seventh Season
- Assistant Coach:** Noah Sanders (Arkansas-Monticello, 2010) - Fourth Season
- Assistant Coach:** R.D. Spiehs (Nebraska, 2001) - Third Season
- Director of Player Development/Data Analytics:** Eric Hansen (Harding, 2019) - First Season
- Graduate Manager:** Christian Reyes (Little Rock, 2019) - Second Season
- Volunteer Assistant Coach:** Jacob Caples (West Texas A&M, 2015) - Third Season



2021 LITTLE ROCK BASEBALL




CHRISTIAN BERNABE
So. | 5-11 | 175 | R/R
INF | Deltona, Fla.



ELDRIDGE FIGUEROA
Sr. | 5-8 | 160 | S/R
INF | Carolina, Puerto Rico



CHRIS PRENTISS
Gr. | 6-2 | 180 | R/R
INF | Vicksburg, Miss.



MIGUEL SOTO
R-So. | 6-0 | 185 | R/R
INF | Kissimmee, Fla.



NATHAN LYONS
Jr. | 5-11 | 175 | R/R
INF | Bentonville, Ark.



NOAH DICKERSON
R-So. | 6-4 | 190 | L/R
OF | Windermere, Fla.



TIM DIXON
Sr. | 6-0 | 185 | R/R
OF | Debray, Fla.



WILL SPEARS
So. | 5-11 | 185 | R/R
INF | New Orleans, La.



ANTHONY SOCCI
Jr. | 6-1 | 215 | R/R
C | Norwalk, Conn.




REESE LANSVILLE
So. | 5-10 | 185 | R/R
RHP | Centennial, Colo.



TYLER WILLIAMS
So. | 6-2 | 180 | R/R
OF | Liburn, Ga.



ELI SIEVERT
5th | 6-2 | 185 | R/R
RHP | Thornton, Colo.



JACOB WEATHERLEY
Fr. | 5-11 | 160 | R/R
RHP | Jonesboro, Ark.



AARON FUNK
Sr. | 6-5 | 215 | R/R
RHP | Lawrence, Kan.



AARON BARKLEY
Gr. | 6-1 | 225 | R/R
RHP | El Cajon, Calif.



CALVIN HUNT
So. | 6-3 | 175 | R/R
RHP | Arvada, Colo.



KENNY RODRIGUEZ
Sr. | 6-0 | 205 | R/R
OF | Tampa, Fla.



JORDEN HUSSEIN
Sr. | 6-0 | 160 | R/R
INF | Houston, Texas



MARLON LINDSEY
Jr. | 6-3 | 215 | R/L
OF | Lafayette Hills, Pa.



ROBERT DIAZ
Fr. | 6-1 | 200 | R/R
C | Saint Cloud, Fla.



CANYON McWILLIAMS
Gr. | 6-1 | 220 | L/L
1B | Shaker Heights, Ohio



JACK DeCOOMAN
R-Jr. | 6-5 | 205 | L/L
LHP | North Vancouver, B.C.



CAL BEARDSLEY
Sr. | 6-1 | 185 | L/L
LHP | Orem, Utah



LUKE WALLNER
Sr. | 5-11 | 205 | R/R
RHP | Forest Lake, Minn.




JOHN MICHAEL RUSS
Sr. | 6-0 | 205 | R/R
C | Texarkana, Texas



MATTHEW DAVIS
Fr. | 6-5 | 185 | R/R
RHP | Selma, Ala.



HAYDEN ARNOLD
Sr. | 6-3 | 186 | L/R
RHP | Rison, Ark.




CHANCE VAUGHT
Fr. | 6-1 | 190 | L/L
LHP | Mobile, Ala.




JAKE WRIGHT
So. | 5-10 | 190 | R/R
C | Bryant, Ark.



KOBE BARNUM
Sr. | 6-2 | 195 | L/L
1B | Temple Terrace, Fla.



DILLON DELGADILLO
5th | 5-10 | 195 | R/R
RHP | Corpus Christi, Texas



ZANE NEVES
So. | 6-0 | 205 | L/R
RHP | Jonesboro, Ark.



AUSTIN SMITH
Sr. | 6-2 | 195 | L/L
LHP | Fort Worth, Texas



ERIC MCKNIGHT
So. | 6-2 | 195 | R/R
RHP | Littleton, Colo.



SAWYER SMALLWOOD
Jr. | 6-3 | 195 | L/L
LHP | Texarkana, Texas



JOHN BOUSHELLE
Gr. | 6-7 | 210 | R/R
RHP | Fayetteville, Ark.



COLE EVANS
Sr. | 6-5 | 235 | R/R
RHP | Liberal, Kan.



CHRIS CURRY
Head Coach
Seventh Season



NOAH SANDERS
Assistant Coach
Fourth Season




R.D. SPIESS
Assistant Coach
Third Season



ERIC HANSEN
Director of Operations/Analytics
First Season



CHRISTIAN REYES
Graduate Manager
Second Season



JACOB CAPLES
Volunteer Assistant Coach
Third Season

ALPHABETICAL ROSTER

| No. | Player | Yr. | Pos. |
|-----|-------------------|-------|------|
| 30 | Hayden Arnold | Sr. | RHP |
| 18 | Aaron Barkley | Gr. | RHP |
| 33 | Kobe Barnum | Sr. | 1B |
| 26 | Cal Beardsley | Sr. | LHP |
| 1 | Christian Bernabe | So. | IF |
| 40 | John Boushelle | Gr. | RHP |
| 29 | Matthew Davis | Fr. | RHP |
| 25 | Jack DeCooman | R-Jr. | LHP |
| 34 | Dillon Delgadillo | 5th | RHP |
| 23 | Robert Diaz | Fr. | C |
| 7 | Noah Dickerson | R-So. | OF |
| 8 | Tim Dixon | Sr. | OF |
| 44 | Cole Evans | Sr. | RHP |
| 2 | Eldridge Figueroa | Sr. | IF |
| 17 | Aaron Funk | Sr. | RHP |
| 19 | Calvin Hunt | So. | RHP |
| 21 | Jordan Hussein | Sr. | IF |
| 12 | Reese Lansville | So. | RHP |
| 22 | Marlon Lindsey | Jr. | OF |
| 6 | Nathan Lyons | Jr. | IF |
| 37 | Erik McKnight | So. | RHP |
| 24 | Canyon McWilliams | Gr. | 1B |
| 35 | Zane Neves | So. | RHP |
| 4 | Chris Prentiss | Gr. | IF |
| 20 | Kenny Rodriguez | Sr. | OF |
| 28 | John Michael Russ | Sr. | C |
| 14 | Eli Sievert | 5th | RHP |
| 39 | Sawyer Smallwood | Jr. | LHP |
| 36 | Austin Smith | Sr. | LHP |
| 10 | Anthony Socci | Jr. | C |
| 5 | Miguel Soto | Jr. | IF |
| 9 | Will Spears | So. | IF |
| 31 | Chance Vaught | Fr. | LHP |
| 27 | Luke Wallner | Sr. | RHP |
| 16 | Jacob Weatherley | Fr. | RHP |
| 13 | Tyler Williams | So. | OF |
| 32 | Jake Wright | So. | C |

PRONUNCIATIONS

| | |
|-------------------|----------------|
| Christian Bernabe | BURR-na-bee |
| John Boushelle | boo-SHELL |
| Dillon Delgadillo | del-guh-DEE-yo |
| Eldridge Figueroa | fig-uh-ROW-uh |
| Jordan Hussein | who-SANE |
| Eli Sievert | SEE-vert |
| Anthony Socci | SO-chee |



2021 LITTLE ROCK BASEBALL

FEBRUARY

| | | | | |
|-------|----|-----------------------|-------------------|---------|
| Fri. | 19 | at Rice | Houston, Texas | 6 p.m. |
| Sat. | 20 | vs. Houston Baptist # | Houston, Texas | 12 p.m. |
| Sun. | 21 | vs. Washington # | Houston, Texas | 12 p.m. |
| Tues. | 23 | at Oklahoma State | Stillwater, Okla. | 3 p.m. |
| Wed. | 24 | at Oklahoma State | Stillwater, Okla. | 3 p.m. |
| Fri. | 26 | Eastern Illinois | Gary Hogan Field | 3 p.m. |
| Sat. | 27 | Eastern Illinois | Gary Hogan Field | 2 p.m. |
| Sun. | 28 | Eastern Illinois | Gary Hogan Field | 1 p.m. |

MARCH

| | | | | |
|-------|----|----------------------|------------------|--------|
| Tues. | 2 | Central Arkansas | Gary Hogan Field | 3 p.m. |
| Fri. | 5 | at North Alabama | Florence, Ala. | 5 p.m. |
| Sat. | 6 | at North Alabama | Florence, Ala. | 2 p.m. |
| Sun. | 7 | at North Alabama | Florence, Ala. | 1 p.m. |
| Fri. | 12 | at Auburn | Auburn, Ala. | 6 p.m. |
| Sat. | 13 | at Auburn | Auburn, Ala. | 2 p.m. |
| Sun. | 14 | at Auburn | Auburn, Ala. | 1 p.m. |
| Fri. | 19 | Texas State * | Gary Hogan Field | 6 p.m. |
| Sat. | 20 | Texas State * | Gary Hogan Field | 6 p.m. |
| Sun. | 21 | Texas State * | Gary Hogan Field | 1 p.m. |
| Tues. | 23 | at UA-Pine Bluff | Pine Bluff, Ark. | 3 p.m. |
| Fri. | 26 | at Southern Illinois | Carbondale, Ill. | 6 p.m. |
| Sat. | 27 | at Southern Illinois | Carbondale, Ill. | 2 p.m. |
| Sun. | 28 | at Southern Illinois | Carbondale, Ill. | 1 p.m. |
| Tues. | 30 | UA-Pine Bluff | Gary Hogan Field | 3 p.m. |

APRIL

| | | | | |
|-------|----|---------------------|--------------------|-----------|
| Thur. | 1 | at Arkansas State * | Jonesboro, Ark. | 6 p.m. |
| Fri. | 2 | at Arkansas State * | Jonesboro, Ark. | 6 p.m. |
| Sat. | 3 | at Arkansas State * | Jonesboro, Ark. | 1 p.m. |
| Tues. | 6 | at Arkansas | Fayetteville, Ark. | 6 p.m. |
| Wed. | 7 | at Arkansas | Fayetteville, Ark. | 4 p.m. |
| Fri. | 9 | South Alabama * | Gary Hogan Field | 6 p.m. |
| Sat. | 10 | South Alabama * | Gary Hogan Field | 6 p.m. |
| Sun. | 11 | South Alabama * | Gary Hogan Field | 1 p.m. |
| Tues. | 13 | at Central Arkansas | Conway, Ark. | 6 p.m. |
| Fri. | 16 | at ULM * | Monroe, La. | 6 p.m. |
| Sat. | 17 | at ULM * | Monroe, La. | 2 p.m. |
| Sun. | 18 | at ULM * | Monroe, La. | 1 p.m. |
| Tues. | 20 | at Ole Miss | Oxford, Miss. | 6:30 p.m. |
| Fri. | 23 | Louisiana * | Gary Hogan Field | 6 p.m. |
| Sat. | 24 | Louisiana * | Gary Hogan Field | 6 p.m. |
| Sun. | 25 | Louisiana * | Gary Hogan Field | 1 p.m. |
| Fri. | 30 | at UT Arlington * | Arlington, Texas | 6:30 p.m. |

MAY

| | | | | |
|-----------|-------|------------------------|-------------------|-----------|
| Sat. | 1 | at UT Arlington * | Arlington, Texas | 6:30 p.m. |
| Sun. | 2 | at UT Arlington * | Arlington, Texas | 1 p.m. |
| Tues. | 4 | at Ole Miss | Oxford, Miss. | 6:30 p.m. |
| Fri. | 7 | at Sam Houston State | Huntsville, Texas | 6:30 p.m. |
| Sat. | 8 | at Sam Houston State | Huntsville, Texas | 3 p.m. |
| Sun. | 9 | at Sam Houston State | Huntsville, Texas | 1 p.m. |
| Fri. | 14 | Appalachian State * | Gary Hogan Field | 6 p.m. |
| Sat. | 15 | Appalachian State * | Gary Hogan Field | 6 p.m. |
| Sun. | 16 | Appalachian State * | Gary Hogan Field | 1 p.m. |
| Thur. | 20 | at Georgia State * | Atlanta, Ga. | 5 p.m. |
| Fri. | 21 | at Georgia State * | Atlanta, Ga. | 3 p.m. |
| Sat. | 22 | at Georgia State * | Atlanta, Ga. | 11 a.m. |
| Tue.-Sun. | 25-30 | at Sun Belt Tournament | Montgomery, Ala. | TBD |

* - Sun Belt Conference game

- Games played at Reckling Park in Houston, Texas

All times Central and are subject to change

FEBRUARY

| SUNDAY | MONDAY | TUESDAY | WEDNESDAY | THURSDAY | FRIDAY | SATURDAY |
|--------|--------|---------|-----------|----------|--------|----------|
| | 1 | 2 | 3 | 4 | 5 | 6 |
| 7 | 8 | 9 | 10 | 11 | 12 | 13 |
| 14 | 15 | 16 | 17 | 18 | | |
| | 22 | | | 25 | | |
| | | | | | | |

MARCH

| SUNDAY | MONDAY | TUESDAY | WEDNESDAY | THURSDAY | FRIDAY | SATURDAY |
|--------|--------|---------|-----------|----------|--------|----------|
| | 1 | | 3 | 4 | | |
| | 8 | 9 | 10 | 11 | | |
| | 15 | 16 | 17 | 18 | | |
| | 22 | | 24 | 25 | | |
| | 29 | | 31 | | | |

APRIL

| SUNDAY | MONDAY | TUESDAY | WEDNESDAY | THURSDAY | FRIDAY | SATURDAY |
|--------|--------|---------|-----------|----------|--------|----------|
| | | | | | | |
| 4 | 5 | | | 8 | | |
| | 12 | | 14 | 15 | | |
| | 19 | | 21 | 22 | | |
| | 26 | 27 | 28 | 29 | | |

MAY

| SUNDAY | MONDAY | TUESDAY | WEDNESDAY | THURSDAY | FRIDAY | SATURDAY |
|--------|--------|---------|-----------|----------|--------|----------|
| | | | | | | |
| | 3 | | 5 | 6 | | |
| | 10 | 11 | 12 | 13 | | |
| | 17 | 18 | 19 | | | |
| 23 | 24 | | | | | |



2021 LITTLE ROCK BASEBALL

2020 RECORD: 9-8 | SUN BELT: 0-0 | HOME: 5-2 | AWAY: 3-5 | NEUTRAL: 1-1

INDIVIDUAL BATTING

| Player | AVG | GP | GS | AB | R | H | 2B | 3B | HR | RBI | TB | SLG% | BB | HBP | SO | GDP | OB% | SF | SH | SB | ATT | PO | A | E | FLD% | | |
|----------------------|-------------|-----------|-----------|------------|-----------|------------|-----------|----------|-----------|-----------|------------|-------------|-----------|-----------|------------|----------|-------------|----------|----------|-----------|-----------|------------|------------|-----------|-------------|--|--|
| 23 Emshoff, Kale | .417 | 17 | 17 | 60 | 17 | 25 | 2 | 0 | 7 | 12 | 48 | .800 | 14 | 0 | 11 | 1 | .527 | 0 | 0 | 0 | 0 | 116 | 29 | 4 | .973 | | |
| 6 Lyons, Nathan | .329 | 17 | 17 | 70 | 11 | 23 | 0 | 0 | 1 | 6 | 26 | .371 | 4 | 2 | 13 | 0 | .382 | 0 | 0 | 3 | 6 | 28 | 43 | 1 | .986 | | |
| 31 Childers, Tucker | .314 | 16 | 14 | 51 | 8 | 16 | 2 | 0 | 0 | 9 | 18 | .353 | 4 | 0 | 15 | 0 | .351 | 2 | 0 | 1 | 2 | 36 | 0 | 1 | .973 | | |
| 5 Soto, Miguel | .302 | 17 | 17 | 63 | 9 | 19 | 4 | 0 | 0 | 7 | 23 | .365 | 4 | 1 | 17 | 1 | .353 | 0 | 0 | 3 | 4 | 27 | 1 | 2 | .933 | | |
| 33 Barnum, Kobe | .235 | 16 | 15 | 51 | 4 | 12 | 4 | 0 | 0 | 1 | 16 | .314 | 7 | 1 | 17 | 0 | .339 | 0 | 0 | 0 | 0 | 93 | 4 | 3 | .970 | | |
| 13 Williams, Tyler | .220 | 15 | 15 | 50 | 5 | 11 | 2 | 1 | 1 | 1 | 18 | .360 | 4 | 3 | 22 | 0 | .316 | 0 | 1 | 4 | 7 | 27 | 0 | 1 | .964 | | |
| 8 Dixon, Tim | .190 | 16 | 15 | 63 | 8 | 12 | 3 | 0 | 3 | 11 | 24 | .381 | 0 | 0 | 19 | 1 | .188 | 1 | 0 | 2 | 2 | 28 | 0 | 1 | .966 | | |
| 21 Hussein, Jordan | .174 | 16 | 16 | 46 | 4 | 8 | 0 | 0 | 0 | 3 | 8 | .174 | 2 | 1 | 8 | 1 | .224 | 0 | 2 | 1 | 3 | 18 | 32 | 4 | .926 | | |
| ----- | | | | | | | | | | | | | | | | | | | | | | | | | | | |
| 24 Parker, Houston | .391 | 10 | 6 | 23 | 2 | 9 | 1 | 0 | 2 | 7 | 16 | .696 | 0 | 2 | 5 | 0 | .407 | 2 | 1 | 1 | 1 | 4 | 4 | 1 | .889 | | |
| 4 Riche, Ty | .333 | 5 | 0 | 3 | 1 | 1 | 0 | 0 | 0 | 0 | 1 | .333 | 0 | 1 | 1 | 0 | .500 | 0 | 0 | 1 | 1 | 0 | 0 | 1 | .000 | | |
| 29 Padilla, Ramon | .267 | 7 | 4 | 15 | 0 | 4 | 2 | 0 | 0 | 1 | 6 | .400 | 3 | 0 | 2 | 0 | .389 | 0 | 1 | 1 | 1 | 35 | 3 | 0 | 1.000 | | |
| 28 Russ, John Michae | .250 | 3 | 1 | 4 | 0 | 1 | 0 | 0 | 0 | 1 | 1 | .250 | 1 | 0 | 1 | 0 | .400 | 0 | 0 | 0 | 0 | 2 | 0 | 0 | 1.000 | | |
| 9 Spears, Will | .200 | 8 | 2 | 10 | 1 | 2 | 0 | 0 | 0 | 0 | 2 | .200 | 1 | 0 | 5 | 0 | .273 | 0 | 0 | 0 | 0 | 4 | 3 | 0 | 1.000 | | |
| 22 Scott, Garrett | .167 | 12 | 8 | 30 | 5 | 5 | 1 | 0 | 0 | 5 | 6 | .200 | 7 | 1 | 7 | 1 | .342 | 0 | 0 | 0 | 0 | 5 | 10 | 2 | .882 | | |
| 2 Figueroa, Eldrige | .111 | 4 | 3 | 9 | 0 | 1 | 1 | 0 | 0 | 2 | 2 | .222 | 1 | 0 | 3 | 0 | .200 | 0 | 1 | 0 | 0 | 4 | 0 | 1 | .800 | | |
| 20 Rodriguez, Kenny | .000 | 6 | 3 | 14 | 1 | 0 | 0 | 0 | 0 | 0 | 0 | .000 | 1 | 0 | 8 | 0 | .067 | 0 | 0 | 0 | 0 | 8 | 0 | 0 | 1.000 | | |
| 1 Bernabe, Christia | .000 | 2 | 0 | 2 | 0 | 0 | 0 | 0 | 0 | 0 | 0 | .000 | 0 | 0 | 1 | 0 | .000 | 0 | 0 | 0 | 0 | 1 | 3 | 0 | 1.000 | | |
| Totals | .264 | 17 | 17 | 564 | 76 | 149 | 22 | 1 | 14 | 66 | 215 | .381 | 53 | 12 | 155 | 5 | .338 | 5 | 6 | 17 | 27 | 438 | 146 | 24 | .961 | | |
| Opponents | .229 | 17 | 17 | 545 | 95 | 125 | 20 | 5 | 8 | 82 | 179 | .328 | 90 | 20 | 168 | 8 | .356 | 6 | 3 | 23 | 33 | 439 | 149 | 14 | .977 | | |

LOB - Team (125), Opp (131). DPs turned - Team (11), Opp (6). IBB - Team (3), Emshoff,K 2, Childers,T 1, Opp (5). Picked off - Hussein,J 1, Soto,M 1, Scott,G 1, Lyons,N 1.

INDIVIDUAL PITCHING

| Player | ERA | W | L | APP | GS | CG | SHO | CBO | SV | IP | H | R | ER | BB | SO | 2B | 3B | HR | AB | B/Avg | WP | HBP | BK | SFA | SHA | | |
|----------------------|-------------|----------|----------|-----------|-----------|----------|----------|----------|----------|--------------|------------|-----------|-----------|-----------|------------|-----------|----------|-----------|------------|-------------|-----------|-----------|----------|----------|----------|--|--|
| 17 Funk, Aaron | 2.01 | 2 | 0 | 4 | 4 | 2 | 0 | 0 | 0 | 31.1 | 17 | 7 | 7 | 8 | 37 | 3 | 0 | 1 | 108 | .157 | 1 | 3 | 0 | 1 | 1 | | |
| ----- | | | | | | | | | | | | | | | | | | | | | | | | | | | |
| 25 Torres, Jose | 1.32 | 1 | 1 | 6 | 0 | 0 | 0 | 1 | 1 | 13.2 | 8 | 3 | 2 | 6 | 21 | 1 | 0 | 0 | 47 | .170 | 0 | 0 | 0 | 1 | 1 | | |
| 44 Evans, Cole | 1.98 | 1 | 0 | 5 | 0 | 0 | 0 | 0 | 1 | 13.2 | 6 | 9 | 3 | 9 | 21 | 0 | 1 | 0 | 49 | .122 | 2 | 0 | 1 | 0 | 0 | | |
| 30 Arnold, Hayden | 3.21 | 1 | 1 | 3 | 3 | 0 | 0 | 1 | 0 | 14.0 | 17 | 7 | 5 | 3 | 24 | 3 | 1 | 0 | 56 | .304 | 0 | 2 | 0 | 0 | 0 | | |
| 27 Wallner, Luke | 4.09 | 0 | 1 | 6 | 0 | 0 | 0 | 0 | 0 | 11.0 | 13 | 10 | 5 | 8 | 7 | 1 | 0 | 1 | 47 | .277 | 2 | 0 | 0 | 0 | 0 | | |
| 36 Smith, Austin | 4.63 | 2 | 1 | 9 | 1 | 0 | 0 | 0 | 0 | 11.2 | 9 | 6 | 6 | 5 | 14 | 1 | 0 | 0 | 44 | .205 | 0 | 1 | 0 | 0 | 0 | | |
| 14 Sievert, Eli | 5.40 | 1 | 2 | 5 | 4 | 0 | 0 | 0 | 0 | 15.0 | 12 | 15 | 9 | 21 | 10 | 3 | 1 | 0 | 54 | .222 | 2 | 5 | 0 | 1 | 0 | | |
| 37 McKnight, Erik | 6.48 | 0 | 0 | 3 | 3 | 0 | 0 | 0 | 0 | 8.1 | 10 | 7 | 6 | 8 | 5 | 1 | 1 | 0 | 29 | .345 | 0 | 4 | 0 | 2 | 0 | | |
| 34 Delgadillo, Dillo | 7.20 | 1 | 1 | 6 | 0 | 0 | 0 | 0 | 0 | 10.0 | 9 | 8 | 8 | 5 | 14 | 2 | 0 | 2 | 36 | .250 | 0 | 2 | 1 | 1 | 0 | | |
| 26 Beardsley, Cal | 10.00 | 0 | 1 | 5 | 2 | 0 | 0 | 0 | 0 | 9.0 | 10 | 10 | 10 | 7 | 2 | 0 | 3 | 35 | .286 | 1 | 2 | 0 | 0 | 1 | | | |
| 18 Trahan, Gage | 10.38 | 0 | 0 | 3 | 0 | 0 | 0 | 0 | 0 | 4.1 | 7 | 5 | 5 | 2 | 3 | 2 | 0 | 1 | 20 | .350 | 0 | 1 | 0 | 0 | 0 | | |
| 19 Hunt, Calvin | 13.50 | 0 | 0 | 4 | 0 | 0 | 0 | 0 | 0 | 4.0 | 7 | 8 | 6 | 5 | 5 | 1 | 1 | 0 | 20 | .350 | 2 | 0 | 0 | 0 | 0 | | |
| Totals | 4.44 | 9 | 8 | 17 | 17 | 2 | 1 | 1 | 2 | 146.0 | 125 | 95 | 72 | 90 | 168 | 20 | 5 | 8 | 545 | .229 | 10 | 20 | 2 | 6 | 3 | | |
| Opponents | 4.12 | 8 | 9 | 17 | 17 | 2 | 1 | 0 | 2 | 146.1 | 149 | 76 | 67 | 53 | 155 | 22 | 1 | 14 | 564 | .264 | 12 | 12 | 2 | 5 | 6 | | |

PB - Team (3), Emshoff,K 2, Padilla,R 1, Opp (3). Pickoffs - Team (2), Beardsley,C 1, Sievert,E 1, Opp (4). SBA/ATT -Emshoff,K (18-27), Sievert,E (2-6), Padilla,R (5-6), Arnold,H (3-6), Wallner,L (4-4), Evans,C (4-4), Delgadillo,D (2-3), McKnight,E (1-2), Smith,A (2-2), Funk,A (1-2), Torres,J (2-2), Beardsley,C (2-2).

Hitting minimums - 1 game, 100 plate appearances

Pitching minimums - 1 game, 50.0 innings pitched