



2018-19 TROJAN GAME NOTES

RAND CHAMPION

Assistant A.D./Communications

rdchampion@ual.edu

501.569.3307

LRTrojans.com

2018-19 SCHEDULE

7-11 OVERALL, 2-3 SUN BELT

NOVEMBER

8	SOUTHEASTERN OKLA.	W (OT)	101-92
13	at Tennessee State	W	83-67
16	at #6 Nevada ^	L	59-87
19	at Tulsa ^	L	78-88
23	HOWARD ^	W	97-76
24	ARKANSAS-PINE BLUFF ^	L	66-75
28	at Central Arkansas	L	65-78

DECEMBER

1	SAM HOUSTON STATE	W	79-52
4	BRADLEY	L	62-68
8	CENTRAL ARKANSAS	L	82-85
11	MILES COLLEGE	W	67-47
19	at Memphis	L	89-99
22	at Georgetown	L (OT)	94-102

JANUARY

3	at ULM *	L	84-97
5	at Louisiana *	L	61-75
10	TROY *	W	73-59
12	SOUTH ALABAMA *	W	91-62
17	at Texas State	L	62-80
19	at UT Arlington *		2 p.m.
24	COASTAL CAROLINA *		6:30 p.m.
26	APPALACHIAN STATE *		3 p.m.

FEBRUARY

2	ARKANSAS STATE *		5:30 p.m.
7	at Troy *		6 p.m.
9	at South Alabama *		3 p.m.
14	UT ARLINGTON *		6:30 p.m.
16	TEXAS STATE *		3 p.m.
23	at Arkansas State *		7 p.m.
28	at Georgia Southern *		6 p.m.

MARCH

2	at Georgia State *		12 p.m.
7	LOUISIANA *		6:30 p.m.
9	ULM *		3 p.m.
12-17 Sun Belt Tournament (New Orleans, La.) #			

* Sun Belt Conference game

^ Continental Tire Las Vegas Holiday Classic

Sun Belt Conference tournament (New Orleans, La.)



GAME 19: UT ARLINGTON



Saturday, January 19 | 2 p.m.

College Park Center | Arlington, Texas

Records: Little Rock (7-11, 2-3) | UT Arlington (7-11, 3-2)

Watch: ESPN+

Radio: The Point 94.1 FM

Live Stats: UTAMavs.com



OPENING TIP

Little Rock tries to return to its winning ways Saturday in the DFW Metroplex, facing UT Arlington at the College Park Center with a 2 p.m. tip. The game will stream live on ESPN+ with live stats available at TrojanStats.com. Ray Tucker will once again carry the radio call live on The Point 94.1 FM and online at KKPT.com.

BACK IN THE BELT

The 2018-19 season marks Little Rock's 28th year as a member of the Sun Belt Conference, joining the league in the 1991-92 season. During that stretch, the Trojans have posted a 238-225 (.515) record in conference play, winning the 2016 Sun Belt regular season title to complement Little Rock's five divisional championships. Little Rock and UT Arlington have been Sun Belt rivals since the Mavericks joined the league prior to the 2013-14 season with UT Arlington winning five of the eight meetings.

ON THE ROAD AGAIN

Little Rock heads back on the road this weekend, getting set to play a game in its seventh different state/territory in 2018-19. The Trojans will head to Texas for the first time since taking on Sam Houston State in Huntsville on Dec. 15, 2017, and will seek their first win in the Lone Star state since winning the Lone Star Showcase in Cedar Hill on November 23, 2016. The trip to San Marcos and Arlington will bring Little Rock's miles traveled on the year to just over 8,500.

KNOCKING THEM DOWN

Through the first 18 games of the season, the Trojans are shooting 49.7% from the floor, ranking first in the Sun Belt and 14th nationally. Little Rock has shot better than 50% from the floor in 10 of its first 18 contests, coming off a 61.2% performance (30-of-49) in the win over South Alabama. The Trojans have exceeded the 60% plateau three times this season, highlighted by its season-high 63.8% (30-of-47) against Central Arkansas on December 8.

IRON MAN

Redshirt junior Rayjon Tucker has been a mainstay on the court for Little Rock in 2018-19, averaging 36:17 of playing time to rank first in the Sun Belt and 30th nationally in minutes played. Tucker has played 35 or more minutes in 12 of his 17 games, playing all 40 minutes on a pair of occasions. Tucker ranks third in the Sun Belt Conference in scoring at 20.0 points per game (sitting 36th nationally) and ranks among the NCAA leaders in free throw attempts (29th - 123), free throws made (32nd - 93), total points (58th - 340) and defensive rebounds (59th - 6.12 rpg).

STARTING FIVE

• Little Rock and UT Arlington meet for the 10th time in the series history Saturday with the Mavericks holding an 5-4 edge, although the Trojans won last year's meeting 77-65.

• Little Rock will play in its seventh different state/territory this week and will be seeking its first win in Texas since capturing the Lone Star Showcase in Cedar Hill in November of 2016.

• Rayjon Tucker scored in double figures for the 16th time in his 17 games this season, scoring 18 at Texas State. Tucker ranks third in the Sun Belt in scoring at 20.0 points per game and is the league's leader in time on the court, averaging over 36 minutes per game.


• Little Rock's bench has been key in the last three games for the Trojans, outscoring the opposition 101-27, led by 48 points for Deondre Burns and 26 points for Jaizec Lottie.

• The Trojans still remain one of the top shooting teams in the nation as the Trojans' 49.7% field goal percentage ranks first in the Sun Belt Conference and 14th nationally. Little Rock has shot 60% or better from the floor on three occasions this season.

LITTLE ROCK LAST GAME STARTERS



1 - MARKQUIS NOWELL - G
PTS. 12.1
FG% .384
3FG% .342
FT% .821
REB 3.3
AST 4.4



3 - RAYJON TUCKER - G
PTS. 20.0
FG% .510
3FG% .407
FT% .756
REB 6.8
AST 2.1



20 - KAMANI JOHNSON - F
PTS. 5.0
FG% .585
3FG% .000
FT% .400
REB 4.5
AST 1.3



25 - HORACE WYATT JR. - F
PTS. 2.4
FG% .455
3FG% .333
FT% .667
REB 1.1
AST 0.6



55 - NIKOLA MARIC - F
PTS. 10.6
FG% .570
3FG% .563
FT% .667
REB 3.7
AST 1.9

QUICK FACTS

UNIVERSITY INFORMATION

Name	University of Arkansas at Little Rock
Preferred Name / Abbreviation	Little Rock / LR
Founded	1927
Enrollment	10,545 (Fall 2018)
Nickname	Trojans
Colors	Maroon and Silver
Affiliation	NCAA Division I
Conference	Sun Belt
Chancellor	Dr. Andrew Rogerson
Athletic Director	Chasse Conque
Athletic Department Phone	(501) 569-3167
Website	LRTrojans.com

COACHING STAFF

Head Coach	Darrell Walker
Alma Mater	Arkansas, 2012
Little Rock Record	7-11 (First season)
Career College Record	52-29 (Third season)
Assistant Coach	Charles Baker
Alma Mater	Eastern Kentucky, 1990
Assistant Coach	Alfred Jordan
Alma Mater	Clark Atlanta, 2009
Assistant Coach	Matt Wise
Alma Mater	Transylvania, 2011
Dir. of Basketball Operations	Logan Dahms
Alma Mater	Covenant College, 2011
Video Coordinator	Dee Frazier
Alma Mater	Valdosta State, 2018

BASKETBALL INFORMATION

2017-18 Record	7-25 (.219)
Sun Belt Record/Finish	4-14 (.222) / 12th
Letterwinners Returning/Lost	4/9
Starters Returning/Lost	2/3
Newcomers	5
Arena	Jack Stephens Center
Capacity	5,600
Year Opened	2005
Overall Record	130-72 (.644)
First Year of Basketball	1930-31
First Year of Division I Basketball	1978-79
Overall All-Time Record	1,005-1,042 (.491)
Overall Division I Record	668-523 (.561)
Overall Sun Belt Record	238-225 (.514)
NCAA Tournament Appearances	Five
NIT Appearances	Three

MEDIA INFORMATION

Assistant AD/MBB Contact	Rand Champion
Phone	(501) 569-3307
E-Mail	rdchampion@ualr.edu
Website	LRTrojans.com
Facebook	LRTrojans
Twitter	@LRTrojans
	@LittleRockMBB

A NEW STREAK BEGINS

After seeing his 15-game streak of scoring in double figures come to an end Saturday against South Alabama, Rayjon Tucker looked to commence a new streak, scoring 18 points at Texas State Thursday. Tucker has scored in double figures in 16 of his 17 games as a Trojan, eclipsing the 20-point plateau on seven occasions with a career-high 36 at Louisiana on January 5. The 15-game streak was the fourth longest in program history since the start of the 2000-01 season.

SO HOT, IT BURNS

Redshirt junior Deondre Burns has been a key factor in the Trojans' last three games, finishing in double figures off the bench in each of the last three games. Burns posted 12 points in the win against Troy, followed by his 22-point performance in the dominating win over South Alabama. Burns finished with 14 points against Texas State Thursday as he is averaging 16.0 points over the last three games for the Trojans.

NOWELL SIZING UP

The smallest player on the roster, freshman Markquis Nowell has come up big in his freshman debut. Nowell finished with 13 points at Texas State Thursday, his ninth game in double figures, as he continues to rank second on the team in scoring (12.1 ppg). The Harlem, New York native is Little Rock's top free throw shooter at 82.1%, ranking fourth in the Sun Belt in assists (4.4 apg) and seventh in steals (1.5 spg).

WELCOME BACK, LOTTIE

Sophomore Jaizec Lottie returned to the lineup last week after missing time with a hand injury and made his presence felt. Lottie tied his career-high with 17 points in the win over South Alabama, going 7-for-10 from the floor with three steals. Lottie averaged 13 points over the two-game series for the Trojans and continues to rank fifth in the Sun Belt Conference in both assists (4.1 apg) and steals (1.6 spg).

KAMANI COMES UP CLUTCH

Freshman Kamani Johnson once again showed his abilities, setting a career-high for the second-straight game against South Alabama. Johnson finished with 12 points on 6-of-9 shooting, besting his previous high of 11 points he set Thursday against Troy. The Brooklyn, New York native added seven rebounds and a pair of assists and ranks second on the team in field goal percentage (58.5%).

BALANCED SCORING

Four different Trojans finished in double figures in the win over South Alabama Saturday, marking the ninth time this season four or more players have registered at least 10 points in the same game. The high water mark for Little Rock came against Howard when five scored in double figures in the 97-76 victory. Seven Trojans are averaging over eight points a game with Rayjon Tucker (20.0), Markquis Nowell (12.1), Nikola Maric (10.6) and Deondre Burns (10.0) averaging 10 or more.

THROW IT DOWN, BIG MEN

Little Rock is earning a reputation as one of the nation's top dunking teams as the Trojans have recorded 70 dunks through the first 18 games of the 2018-19 season, averaging 3.9 per game. Kris Bankston has become the poster boy for slams for Little Rock with 43 of his 61 field goals coming off dunks. Little Rock has doubled-up its opponents thus far in 2018-19, out-dunking the competition 70-36.

2018-19 TROJAN DUNKS

43	Kris Bankston (High of 6 at Tennessee State, 11/13/18)
16	Rayjon Tucker (High of 4 vs. Two Teams)
7	Kamani Johnson (High of 2 vs. South Alabama, 1/12/19)
3	Horace Wyatt Jr. (High of 2 vs. Central Arkansas, 12/8/18)
1	Deondre Burns (High of 1 vs. South Alabama, 1/12/19)

FRESHMAN FOURSOME

Little Rock's freshman foursome have been called on early and often as the group of Markquis Nowell, Kamani Johnson, Horace Wyatt Jr. and Nikola Maric have started four of the Trojans' last five games. The fresh-

TROJANS WITH...

...A 20+ POINT GAME

36	Rayjon Tucker at Louisiana (1/5/19)
34	Markquis Nowell vs. Southeastern Oklahoma (11/8/18)
33	Rayjon Tucker vs. Sam Houston State (12/1/18)
29	Deondre Burns vs. Howard (11/23/18)
29	Rayjon Tucker at Memphis (12/19/18)
27	Rayjon Tucker vs. Central Arkansas (12/8/18)
27	Nikola Maric at Georgetown (12/22/18)
24	Rayjon Tucker at Tulsa (11/19/18)
24	Markquis Nowell at Georgetown (12/22/18)
22	Deondre Burns vs. South Alabama (1/12/19)
21	Rayjon Tucker at Nevada (11/16/18)
20	Nikola Maric vs. Arkansas-Pine Bluff (11/24/18)
20	Rayjon Tucker at Central Arkansas (11/28/18)
20	Ryan Pippins vs. Sam Houston State (12/1/18)
20	Kris Bankston vs. Central Arkansas (12/8/18)

...A 10+ REBOUND GAME

14	Rayjon Tucker at Georgetown (12/22/18)
12	Nikola Maric vs. Arkansas-Pine Bluff (11/24/18)
12	Kamani Johnson at Central Arkansas (11/28/18)
12	Rayjon Tucker vs. Miles College (12/11/18)
11	Kris Bankston vs. Miles College (12/11/18)
10	Rayjon Tucker at Tulsa (11/19/18)

...A DOUBLE-DOUBLE

	Rayjon Tucker at Tulsa (11/19/18) - 24 pts., 10 reb.
	Nikola Maric vs. Ark.-Pine Bluff (11/24/18) - 20 pts., 12 reb.
	Rayjon Tucker vs. Miles College (12/11/18) - 18 pts., 12 reb.
	Rayjon Tucker at Georgetown (12/22/18) - 16 pts., 14 reb.

men have combined to play 1,398 of Little Rock's 3,650 minutes this season (38.3%), providing 508 of the Trojans' 1,393 points (36.5%). The group has accounted for 216 rebounds (34.6%) while combining for 50 of Little Rock's 90 starts in 2018-19 (55.6%).

LAST TIME OUT

Little Rock held a one-point lead at halftime against Texas State in San Marcos, but a 23-5 Bobcat run early in the second half pushed Texas State's lead to 18. Little Rock made a final run late in the second half, led by 18 points from Rayjon Tucker and 14 from Deondre Burns, but another run by the Bobcats propelled Texas State to the 80-62 victory.

SCOUTING THE MAVERICKS

2018-19: 7-11 overall, 3-2 Sun Belt (T-3rd), 4-4 home

Last Three Games: W vs. Arkansas State (68-59); W at Coastal Carolina (61-58); W at Appalachian State (82-72)

Series: UT Arlington leads, 5-4 (.444) | **Streak:** Little Rock won 1

First: Nov. 18, 2007 (L, 68-58) | **Last:** Jan. 11, 2018 (W, 77-65)

Head Coach: Chris Ogden (Texas, 2003).

First season at UT Arlington (7-11)

Key Players:

- #5 Edric Dennis (R-Jr., G): 14.4 ppg., 4.5 rpg., 34.2 FG%, 77.3 FT%
- #0 Brian Warren (Jr., G): 13.5 ppg., 2.3 rpg., 35.4 FG%, 78.7 FT%
- #4 David Azore (R-Fr., G): 8.4 ppg., 3.5 rpg., 32.0 FG%, 83.8 FT%
- #10 Radshad Davis (Jr., G): 7.8 ppg., 5.7 rpg., 45.9 FG%, 75.0 FT%
- #20 Andres Ibarguen (Jr., F): 7.0 ppg., 7.0 rpg., 56.9 FG%

LAST TIME vs. THE MAVERICKS

Little Rock raced out to an early lead and never looked back, handing preseason Sun Belt Conference favorite UT Arlington a 77-65 loss at the Jack Stephens Center on January 11, 2018. The Trojans led by double digits for a large portion of the first half, then saw that lead dwindle to a 39-39 tie early in the second. But Little Rock responded with a pair of extended runs, leading by as many as 16 before cruising to the 12-point victory.

TALE OF THE TAPE



7-11	W-L	7-11
77.4	PPG	65.1
77.2	OPPG	69.9
49.7%	FG%	38.7%
36.8%	3FG%	25.9%
64.2%	FT%	72.8%
34.7	REB	35.8
15.3	AST	11.2
16.6	TO	15.2
5.9	STL	7.3

SERIES HISTORY

UT ARLINGTON LEADS, 5-4 (.444)

Streak: Little Rock won 1

Nov. 18, 2007	Little Rock	L	58-68
Jan. 4, 2014	Arlington, Texas	W	72-70
Feb. 22, 2014	Little Rock	L	71-75
Jan. 24, 2015	Little Rock	L	68-75
Feb. 28, 2015	Arlington, Texas	L	73-82
Jan. 23, 2016	Arlington, Texas	W	68-62
Feb. 25, 2016	Little Rock	W	72-60
Feb. 13, 2017	Arlington, Texas	L	55-71
Jan. 11, 2018	Little Rock	W	77-65

IN LITTLE ROCK: 2-3
 IN ARLINGTON: 2-2
 NEUTRAL: 0-0

2018-19 LITTLE ROCK ROSTER

No.	Player	Pos.	Ht.	Wt.	Yr.	Hometown / Previous School
0	Ryan Pippins	G	6-0	250	Jr.	Little Rock, Ark. / Parkview H.S.
1	Markquis Nowell	G	5-8	165	Fr.	Harlem, N.Y. / St. Patrick H.S.
2	Deondre Burn	G	6-2	185	R-Jr.	Yazoo City, Miss. / Newman Smith H.S.
3	Rayjon Tucker	G	6-5	210	R-Jr.	Charlotte, N.C. / Florida Gulf Coast
11	Jaizec Lottie	G	6-1	170	So.	Aurora, Colo. / Cherokee Trail H.S.
12	Terrell Curtis II	G	5-11	165	Fr.	Maumelle, Ark. / Maumelle H.S.
14	Damir Hadzic	F	6-8	227	So.	Sarajevo, Bosnia-Herzegovina (Arlington Country Day)
20	Kamani Johnson	F	6-8	195	Fr.	Brooklyn, N.Y. / Holy Spirit Prep (Atlanta, Ga.)
23	Dani Koljanin	F	6-8	220	Gr.	Pula, Croatia / Marshall
25	Horace Wyatt Jr.	F	6-7	170	Fr.	Atlanta, Ga. / Mays H.S.
32	Kris Bankston	F	6-8	194	So.	Dewitt, Ark. / J.A. Fair H.S.
55	Nikola Maric	F	6-10	245	Fr.	Trebinje, Bosnia-Herzegovina (Joventud Badalona)

Head Coach: Darrell Walker (Arkansas, 2012) - First season**Assistant Coach:** Charles Baker (Eastern Kentucky, 1990) - First season**Assistant Coach:** Alfred Jordan (Clark Atlanta, 2009) - First season**Assistant Coach:** Matt Wise (Transylvania, 2011) - First season**Director of Operations:** Logan Dahms (Covenant College, 2011) - Second season**Video Coordinator:** Dee Frazier (Valdosta State, 2018) - First season

PRONUNCIATIONS

Markquis Nowell	mar-KEESE KNOWL
Deondre Burns	dee-ON-dray
Jaizec Lottie	JAY-zik
Damir Hadzic	du-MEER HOD-jeek
Kamani Johnson	ku-MON-ee
Dani Koljanin	JOHN-ny kol-YAWN-in
Nikola Maric	KNEE-ko-la MAR-eech



SUN BELT™

SUN BELT STANDINGS

As of Friday, January 18, 2019

SCHOOL	Sun Belt			Overall		
	W-L	Pct.		W-L	Pct.	
Georgia State	5-0	1.000		14-4	.778	
Texas State	4-1	.800		15-3	.833	
Georgia Southern	3-2	.600		11-7	.611	
UT Arlington	3-2	.600		7-11	.389	
Louisiana	2-2	.500		11-6	.647	
ULM	2-2	.500		9-7	.563	
Troy	2-3	.400		9-8	.529	
South Alabama	2-3	.400		9-9	.500	
Arkansas State	2-3	.400		8-10	.444	
LITTLE ROCK	2-3	.400		7-11	.389	
Coastal Carolina	1-3	.250		7-9	.438	
Appalachian State	0-4	.000		5-12	.294	

THIS WEEK'S GAMES/RESULTS

Thursday, January 17

Georgia Southern 90, Troy 82
 Georgia State 69, South Alabama 66

Texas State 80, Little Rock 62

UT Arlington 68, Arkansas State 59

Saturday, January 19

Appalachian State at Coastal Carolina * 1 p.m.
Little Rock at UT Arlington * 2 p.m.
 Louisiana at ULM * 2 p.m.
 Georgia State at Troy * 2 p.m.
 Georgia Southern at South Alabama * 3 p.m.
 Arkansas State at Texas State * 4 p.m.

Thursday, January 24

Texas State at Georgia State * 6 p.m.
 UT Arlington at Georgia Southern * 6 p.m.
Coastal Carolina at Little Rock * 6:30 p.m.
 Appalachian State at Arkansas State * 7 p.m.
 South Alabama at Louisiana * 7 p.m.
 Troy at ULM * 7 p.m.


* Sun Belt Conference games

WE ARE LITTLE ROCK

As part of its rebranding as "Little Rocks Team," the athletic teams representing the University of Arkansas at Little Rock are now referred to as "Little Rock." In all instances, "LR" should be used on scoreboards or television graphics for abbreviation. We respectfully ask that you please refrain from using UALR, UA Little Rock, Ark-LR, Arkansas-Little Rock or any other name when referencing the Trojans.



2018-19 LITTLE ROCK TV/RADIO ROSTER




**RYAN
PIPPINS**

Jr. | Guard | 6-0 | 230
Little Rock, Ark.
Parkview H.S.



**MARKQUIS
NOWELL**

Fr. | Guard | 5-8 | 165
Harlem, N.Y.
St. Patrick H.S.



**DEONDRE
BURNS**

R-Jr. | Guard | 6-2 | 185
Yazoo City, Miss.
Newman Smith H.S.



**RAYJON
TUCKER**

R-Jr. | Guard | 6-5 | 210
Charlotte, N.C.
Northside Christian Academy
Florida Gulf Coast



**JAIZEC
LOTTIE**

So. | Guard | 6-1 | 170
Aurora, Colo.
Cherokee Trail H.S.




**TERRELL
CURTIS II**

Fr. | Guard | 5-11 | 165
Maumelle, Ark.
Maumelle H.S.



**DAMIR
HADZIC**

So. | Forward | 6-8 | 227
Sarajevo, Bosnia-Herzegovina
Arlington Country Day



**KAMANI
JOHNSON**

Fr. | Forward | 6-8 | 195
Brooklyn, N.Y.
Holy Spirit Prep (Atlanta, Ga.)



**DANI
KOLJANIN**

Gr. | Forward | 6-8 | 220
Pula, Croatia
Ekonomski Skola Pula
Marshall



**HORACE
WYATT JR.**

Fr. | Forward | 6-7 | 170
Atlanta, Ga.
Mays H.S.



**KRIS
BANKSTON**

So. | Forward | 6-8 | 194
Dewitt, Ark.
J.A. Fair H.S.



**NIKOLA
MARIC**

Fr. | Forward | 6-10 | 245
Trebinje, Bosnia-Herzegovina
Joventud Badalona (Spain)



**DARRELL
WALKER**

Head Coach
First Season
Arkansas, 2012



**CHARLES
BAKER**

Assistant Coach
First Season
Eastern Kentucky, 1990



**ALFRED
JORDAN**

Assistant Coach
First Season
Clark Atlanta, 2009



**MATT
WISE**

Assistant Coach
First Season
Transylvania, 2011



**LOGAN
DAHMS**

Dir. of Basketball Operations
Second Season
Covenant College, 2011

DARRELL WALKER

HEAD COACH | ARKANSAS, 2012

FIRST SEASON AT LITTLE ROCK; THIRD SEASON AS COLLEGIATE HEAD COACH



THE WALKER FILE

PERSONAL

Hometown: Chicago, Ill.

High School: Corliss H.S.

College: University of Arkansas-Fayetteville

Degree: Human Resource Development (2012)

PLAYING EXPERIENCE

1980-81: Westark Community College
(now Arkansas-Fort Smith)

1981-83: University of Arkansas-Fayetteville

1983-86: New York Knicks

1986-87: Denver Nuggets

1988-91: Washington Bullets

1991-92: Detroit Pistons

1993: Chicago Bulls (*NBA Champion*)

COACHING EXPERIENCE

1995-96: Toronto Raptors (Asst. coach)

1996-98: Toronto Raptors (Head coach)

1999-00: Rockford Lightning (Head coach)

2000: Washington Wizards (Head coach)

2000: Washington Mystics (Head coach)

2004-08: New Orleans Hornets (Asst. coach)

2008-11: Detroit Pistons (Asst. coach)

2012-14: New York Knicks (Asst. coach)

2016-18: Clark Atlanta (Head coach)

2018-Present: Little Rock (Head coach)

Darrell Walker was announced as Little Rock's 23rd head men's basketball coach on Tuesday, March 27, 2018.

Walker brings to Little Rock extensive basketball experience at both the collegiate and professional level. His playing experience includes three years at the University of Arkansas and 10 seasons in the National Basketball Association, followed by a 20-year professional coaching career, including serving as head coach for two different NBA franchises.

Most recently, Walker spent two seasons as the head coach at Clark Atlanta University, compiling an overall record of 45-18 and leading the Panthers to back-to-back NCAA Division II tournament appearances.

This past season, Walker guided the Panthers to a 25-6 mark, including a 16-3 Southern Inter-collegiate Athletic Conference (SIAC) record, finishing second in the SIAC East division. Clark Atlanta advanced to the SIAC tournament title game, falling to Claflin.

In his first season in Atlanta, Walker's Panthers went 21-12 and 12-5 in SIAC play, tying for first in the SIAC East. Clark Atlanta captured the 2017 SIAC tournament title, downing Fort Valley State 64-62 in the championship game.

His time in Atlanta marked Walker's first collegiate coaching experience following 20 years of coaching professionally. Walker served as the head coach of the Toronto Raptors from 1996-98 and the Washington Wizards in 2000, tallying 56 career victories at the NBA level.

Walker also spent time as the head coach of the Rockford Lightning of the Continental Basketball Association and the Washington Mystics of the WNBA. He served as an assistant coach in the NBA for the Toronto Raptors (1995-96), New Orleans Hornets (2004-08), Detroit Pistons (2008-11) and New York Knicks (2012-14).

A native of Chicago, Walker played one season at the University of Arkansas-Fort Smith before spending three seasons at the University of Arkansas in Fayetteville. Under legendary head coach Ed-die Sutton, Walker amassed 1,325 points, ranking 18th all-time on the Razorback scoring list, while ranking fourth in program steals (230) and sixth in free throws made (524).

He was named a second team All-American and a first team NABC All-District selection in 1983, helping Arkansas reach the Sweet 16 in both 1981 and 1983. Walker was the two-time Southwest Conference Defensive Player of the Year, being named to the 1983 NABC All-Star game.

Walker was the 12th overall pick by the New York Knicks in the 1983 NBA Draft, beginning a 10-year NBA career in which he suited up for five different teams. Walker averaged 8.9 points, 4.6 assists and 1.5 steals per game during his professional career, playing for NBA Hall of Fame coaches Hubie Brown, Wes Unseld, Chuck Daly and Phil Jackson.

He was named to the 1984 NBA All-Rookie Team and nearly averaged a triple-double in 1989-90 in Washington, averaging 9.5 points, 8.8 rebounds and 8.0 assists per game. He closed out his playing career as a member of the NBA champion Chicago Bulls in 1993.

Walker earned his degree in human resources from the University of Arkansas. He was inducted into the Arkansas Sports Hall of Fame in 2003 and was enshrined into the University of Arkansas Hall of Honor in 2008. Prior to the start of the 2018-19 basketball season, Walker was inducted into the Arkansas Black Hall of Fame.

2018-19 OVERALL STATISTICS



2018-19 Little Rock Basketball Little Rock Combined Team Statistics (as of Jan 17, 2019) All games

RECORD:	OVERALL	HOME	AWAY	NEUTRAL
ALL GAMES	7-11	6-3	1-8	0-0
CONFERENCE	2-3	2-0	0-3	0-0
NON-CONFERENCE	5-8	4-3	1-5	0-0

##	Player	gp-gs	min	avg	Total		3-Point		F-Throw		Rebounds				pf	dq	a	to	blk	stl	pts	avg
					fg-fga	fg%	3fg-fga	3fg%	ft-fa	ft%	off	def	tot	avg								
03	Tucker, Rayjon	17-17	615	36.2	106-208	.510	35-86	.407	93-123	.756	11	104	115	6.8	30	1	36	46	7	18	340	20.0
01	Nowell, Markquis	15-12	461	30.7	61-159	.384	27-79	.342	32-39	.821	8	41	49	3.3	35	0	66	54	0	22	181	12.1
55	Maric, Nikola	18-17	381	21.2	65-114	.570	9-16	.563	52-78	.667	22	44	66	3.7	62	6	35	65	12	4	191	10.6
02	Burns, Deondre	12-0	258	21.5	39-90	.433	14-40	.350	28-36	.778	4	27	31	2.6	29	0	16	10	1	3	120	10.0
00	Pippins, Ryan	13-0	375	28.8	42-90	.467	23-56	.411	8-21	.381	3	42	45	3.5	35	0	15	14	0	7	115	8.8
11	Lottie, Jaizec	14-11	441	31.5	46-103	.447	15-43	.349	14-29	.483	5	51	56	4.0	33	2	57	39	1	22	121	8.6
32	Bankston, Kris	18-13	378	21.0	64-77	.831	0-0	.000	19-44	.432	21	62	83	4.6	58	4	17	23	19	16	147	8.2
20	Johnson, Kamani	18-6	309	17.2	38-65	.585	0-1	.000	14-35	.400	33	48	81	4.5	55	5	23	27	7	9	90	5.0
23	Koljanin, Dani	15-0	171	11.4	14-41	.341	5-22	.227	7-12	.583	9	16	25	1.7	6	0	1	2	2	2	40	2.7
25	Wyatt Jr., Horace	18-14	238	13.2	15-33	.455	2-6	.333	12-18	.667	3	17	20	1.1	26	0	10	12	4	4	44	2.4
14	Hadzic, Damir	4-0	14	3.5	0-2	.000	0-1	.000	2-2	1.000	0	4	4	1.0	1	0	0	1	0	0	2	0.5
12	Curtis II, Terrell	5-0	9	1.8	0-3	.000	0-3	.000	2-4	.500	0	0	0	0.0	1	0	0	1	0	0	2	0.4
Team											19	30	49				5					
Total.....		18	3650		490-985	.497	130-353	.368	283-441	.642	138	486	624	34.7	371	18	276	299	53	107	1393	77.4
Opponents.....		18	3650		474-1084	.437	171-483	.354	270-384	.703	192	441	633	35.2	392	-	269	270	51	99	1389	77.2

TEAM STATISTICS	LR	OPP	Date	Opponent	Score	Att.
SCORING	1393	1389	11/08/18	SOUTHEASTERN OKLA.	Wot 101-92	1854
Points per game	77.4	77.2	11/13/18	at Tennessee State	W 83-67	679
Scoring margin	+0.2	-	11/16/18	at Nevada	L 59-87	10273
FIELD GOALS-ATT	490-985	474-1084	11/19/18	at Tulsa	L 78-88	3118
Field goal pct	.497	.437	11/23/18	HOWARD	W 97-76	1448
3 POINT FG-ATT	130-353	171-483	11/24/18	ARKANSAS-PINE BLUFF	L 66-75	1704
3-point FG pct	.368	.354	11/28/18	at Central Arkansas	L 65-78	2755
3-pt FG made per game	7.2	9.5	12/01/18	SAM HOUSTON STATE	W 79-52	1777
FREE THROWS-ATT	283-441	270-384	12/04/18	BRADLEY	L 62-68	1388
Free throw pct	.642	.703	12/08/18	CENTRAL ARKANSAS	L 82-85	1805
F-Throws made per game	15.7	15.0	12/11/18	MILES COLLEGE	W 67-47	1008
REBOUNDS	624	633	12/19/18	at Memphis	L 89-99	13599
Rebounds per game	34.7	35.2	12/22/18	at Georgetown	Lot 94-102	5189
Rebounding margin	-0.5	-	* 01/03/19	at ULM	L 84-97	1618
ASSISTS	276	269	* 01/05/19	at Louisiana	L 61-75	3571
Assists per game	15.3	14.9	* 01/10/19	TROY	W 73-59	1318
TURNOVERS	299	270	* 01/12/19	SOUTH ALABAMA	W 91-62	1565
Turnovers per game	16.6	15.0	* 01/17/19	at Texas State	L 62-80	2107
Turnover margin	-1.6	-				
Assist/turnover ratio	0.9	1.0				
STEALS	107	99				
Steals per game	5.9	5.5				
BLOCKS	53	51				
Blocks per game	2.9	2.8				
ATTENDANCE	13867	42909				
Home games-Avg/Game	9-1541	9-4768				
Neutral site-Avg/Game	-	0-0				

* - Conference game

Score by Periods	1st	2nd	OT	Totals
Little Rock	639	722	32	1393
Opponents	632	726	31	1389

2018-19 Little Rock Basketball
Little Rock Combined Team Statistics (as of Jan 17, 2019)
Conference games only

RECORD:	OVERALL	HOME	AWAY	NEUTRAL
ALL GAMES	2-3	2-0	0-3	0-0
CONFERENCE	2-3	2-0	0-3	0-0
NON-CONFERENCE	0-0	0-0	0-0	0-0

##	Player	gp-gs	min	avg	Total		3-Point		F-Throw		Rebounds				pf	dq	a	to	blk	stl	pts	avg
					fg-fga	fg%	3fg-fga	3fg%	ft-fa	ft%	off	def	tot	avg								
03	Tucker, Rayjon	5-5	175	35.0	25-48	.521	12-27	.444	28-36	.778	3	29	32	6.4	9	0	5	12	1	5	90	18.0
01	Nowell, Markquis	5-5	175	35.0	24-56	.429	11-23	.478	10-12	.833	3	7	10	2.0	14	0	25	19	0	4	69	13.8
02	Burns, Deondre	5-0	106	21.2	19-39	.487	7-17	.412	14-16	.875	2	12	14	2.8	12	0	9	3	1	1	59	11.8
00	Pippins, Ryan	2-0	57	28.5	7-11	.636	5-9	.556	2-4	.500	0	5	5	2.5	4	0	0	2	0	0	21	10.5
11	Lottie, Jaizec	3-0	89	29.7	11-21	.524	4-9	.444	0-5	.000	0	7	7	2.3	6	0	5	8	0	5	26	8.7
22	Maric, Nikola	5-4	100	20.0	13-27	.481	3-7	.429	11-15	.733	4	8	12	2.4	16	1	15	22	3	0	40	8.0
20	Johnson, Kamani	5-5	121	24.2	16-24	.667	0-0	.000	4-11	.364	11	14	25	5.0	20	2	7	9	2	2	36	7.2
32	Bankston, Kris	5-1	80	16.0	6-9	.667	0-0	.000	4-10	.400	5	9	14	2.8	14	0	3	9	3	3	16	3.2
25	Wyatt Jr., Horace	5-5	52	10.4	2-7	.286	0-0	.000	2-2	1.000	0	3	3	0.6	9	0	1	3	1	0	6	1.2
12	Curtis II, Terrell	2-0	3	1.5	0-0	.000	0-0	.000	2-4	.500	0	0	0	0.0	0	0	0	0	0	0	2	1.0
10	Koljanin, Dani	4-0	28	7.0	1-5	.200	0-3	.000	2-2	1.000	1	3	4	1.0	0	0	0	0	0	2	4	1.0
14	Hadzic, Damir	4-0	14	3.5	0-2	.000	0-1	.000	2-2	1.000	0	4	4	1.0	1	0	0	1	0	0	2	0.5
Team											5	13	18									
Total.....		5	1000		124-249	.498	42-96	.438	81-119	.681	34	114	148	29.6	105	3	70	88	11	22	371	74.2
Opponents.....		5	1000		124-268	.463	48-124	.387	77-105	.733	44	110	154	30.8	112	-	70	81	12	22	373	74.6

TEAM STATISTICS	LR	OPP
SCORING	371	373
Points per game	74.2	74.6
Scoring margin	-0.4	-
FIELD GOALS-ATT	124-249	124-268
Field goal pct	.498	.463
3 POINT FG-ATT	42-96	48-124
3-point FG pct	.438	.387
3-pt FG made per game	8.4	9.6
FREE THROWS-ATT	81-119	77-105
Free throw pct	.681	.733
F-Throws made per game	16.2	15.4
REBOUNDS	148	154
Rebounds per game	29.6	30.8
Rebounding margin	-1.2	-
ASSISTS	70	70
Assists per game	14.0	14.0
TURNOVERS	88	81
Turnovers per game	17.6	16.2
Turnover margin	-1.4	-
Assist/turnover ratio	0.8	0.9
STEALS	22	22
Steals per game	4.4	4.4
BLOCKS	11	12
Blocks per game	2.2	2.4
ATTENDANCE	2883	7296
Home games-Avg/Game	2-1442	3-2432
Neutral site-Avg/Game	-	0-0

Date	Opponent		Score	Att.
* 01/03/19	at ULM	L	84-97	1618
* 01/05/19	at Louisiana	L	61-75	3571
* 01/10/19	TROY	W	73-59	1318
* 01/12/19	SOUTH ALABAMA	W	91-62	1565
* 01/17/19	at Texas State	L	62-80	2107

* - Conference game

Score by Periods	1st	2nd	Totals
Little Rock	171	200	371
Opponents	166	207	373

2018-19 GAME-BY-GAME STATISTICS



TEAM	SCORE	1ST-2ND-OT	FG-FGA	PCT.	3PT-A	PCT.	FT-A	PCT.	O-REB.	D-REB.	TOT.	PF-DQ	A	TO	BLK	S	BENCH
LITTLE ROCK	101	34-45-22	38-68	55.9%	12-29	41.4%	13-23	56.5%	10	30	40	16-1	23	13	3	7	16
vs. Southeastern Oklahoma St.	92	39-40-13	33-78	42.3%	18-47	38.3%	8-12	66.7%	18	24	42	19-0	22	17	3	5	23
LITTLE ROCK	83	31-52	33-58	56.9%	4-15	26.7%	13-19	68.4%	8	30	38	16-1	12	16	4	7	26
at Tennessee State	67	30-37	24-61	39.3%	12-35	34.3%	7-14	50.0%	10	20	30	21-1	17	17	3	6	27
LITTLE ROCK	59	23-36	22-63	34.9%	8-30	26.7%	7-17	41.2%	7	29	36	24-2	13	12	2	6	19
at Nevada	87	43-44	30-56	53.6%	10-27	37.0%	17-25	68.0%	3	40	43	20-1	22	11	5	4	33
LITTLE ROCK	78	42-36	29-56	51.8%	5-12	41.7%	15-28	53.6%	9	30	39	32-4	14	19	3	6	25
at Tulsa	88	37-51	28-58	48.3%	5-20	25.0%	27-39	68.2%	8	28	36	23-0	14	13	6	10	25
LITTLE ROCK	97	51-46	31-53	58.5%	9-18	50.0%	26-31	83.9%	5	33	38	16-0	18	20	2	3	37
vs. Howard	76	30-46	28-69	40.6%	8-27	29.6%	12-15	80.0%	10	19	29	23-0	6	16	1	5	17
LITTLE ROCK	66	31-35	26-56	46.4%	4-19	21.1%	10-19	52.6%	10	32	42	18-0	13	15	4	5	13
vs. Arkansas-Pine Bluff	75	38-37	27-65	41.5%	10-28	35.7%	11-19	57.9%	11	26	37	17-0	14	7	3	6	29
LITTLE ROCK	65	32-33	27-66	40.9%	7-25	28.0%	4-21	19.0%	15	26	41	20-2	14	17	2	9	28
at Central Arkansas	78	33-45	27-53	50.9%	10-20	50.0%	14-19	73.7%	4	33	37	20-0	17	17	2	5	8
LITTLE ROCK	79	38-41	23-48	47.9%	10-22	45.5%	23-31	74.2%	7	27	34	13-0	12	10	2	4	23
vs. Sam Houston State	52	25-27	19-55	34.5%	5-27	18.5%	9-14	64.3%	11	24	35	27-0	9	15	0	3	18
LITTLE ROCK	62	27-35	24-47	51.1%	4-14	28.6%	10-22	45.5%	10	25	35	24-0	14	20	3	6	11
vs. Bradley	68	21-47	22-55	40.0%	9-25	36.0%	15-24	62.5%	14	20	34	20-0	13	16	5	5	14
LITTLE ROCK	82	35-47	30-47	63.8%	4-11	36.4%	18-21	85.7%	5	20	25	15-0	17	19	1	8	5
vs. Central Arkansas	85	44-41	31-65	47.7%	12-32	37.5%	11-13	84.5%	16	15	31	19-0	15	15	1	5	21
LITTLE ROCK	67	33-34	25-58	43.1%	4-19	21.1%	13-16	81.3%	9	37	46	11-0	20	11	8	4	11
vs. Miles College	47	27-20	17-59	28.8%	6-22	27.3%	7-10	70.0%	7	25	32	14-0	9	10	4	4	30
LITTLE ROCK	89	39-50	30-60	50.0%	11-26	42.3%	18-34	52.9%	5	18	23	26-1	20	15	3	12	21
at Memphis	99	48-51	34-68	50.0%	9-24	37.5%	22-30	73.3%	18	31	49	27-1	22	21	4	9	42
LITTLE ROCK	94	52-32-10	28-56	50.0%	6-17	35.3%	32-40	80.0%	5	35	40	37-4	16	24	5	8	17
at Georgetown	102	51-33-18	30-74	40.5%	9-25	36.0%	33-45	73.3%	17	26	43	30-2	19	14	2	10	23
LITTLE ROCK	84	31-53	31-50	62.0%	12-22	54.5%	10-19	52.6%	5	23	28	15-0	18	18	5	2	30
at ULM	97	40-57	35-63	55.6%	17-33	51.5%	10-12	83.3%	6	20	26	14-0	21	7	1	7	14
LITTLE ROCK	61	30-31	17-42	40.5%	8-17	47.1%	19-28	67.9%	7	22	29	23-2	8	23	2	1	6
at Louisiana	75	35-40	24-56	42.9%	10-27	37.0%	17-21	81.0%	11	20	31	22-1	13	17	3	5	17
LITTLE ROCK	73	27-46	25-62	40.3%	10-23	43.5%	13-20	65.0%	13	23	36	23-0	14	13	1	7	30
vs. Troy	59	29-30	18-47	38.3%	4-20	20.0%	19-26	73.1%	11	28	39	26-0	7	23	6	2	6
LITTLE ROCK	91	52-39	30-49	61.2%	7-15	46.7%	24-33	72.7%	7	25	32	21-0	21	17	1	5	47
vs. South Alabama	62	32-30	22-55	40.0%	7-24	29.2%	11-16	68.8%	11	17	28	30-3	14	19	1	3	7
LITTLE ROCK	62	31-31	21-46	45.7%	5-19	26.3%	15-19	78.9%	2	21	23	23-1	9	17	2	7	24
at Texas State	80	30-50	25-47	53.2%	10-20	50.0%	20-30	66.7%	5	25	30	20-0	15	15	1	5	14
LITTLE ROCK																	
at UT Arlington																	
LITTLE ROCK																	
vs. Coastal Carolina																	
LITTLE ROCK																	
vs. Appalachian State																	
LITTLE ROCK																	
vs. Arkansas State																	
LITTLE ROCK																	
at Troy																	
LITTLE ROCK																	
at South Alabama																	
LITTLE ROCK																	
vs. UT Arlington																	
LITTLE ROCK																	
vs. Texas State																	
LITTLE ROCK																	
at Arkansas State																	
LITTLE ROCK																	
at Georgia Southern																	
LITTLE ROCK																	
at Georgia State																	
LITTLE ROCK																	
vs. Louisiana																	
LITTLE ROCK																	
vs. ULM																	

INDIVIDUAL SUPERLATIVES

CATEGORY	LITTLE ROCK	OPPONENT
Points	36 - Rayjon Tucker at Louisiana (1/5/19) 34 - Markquis Nowell vs. Southeastern Oklahoma State (11/8/18)	45 - JaKeenan Gant at Louisiana (1/5/19) 42 - Daishon Smith at ULM (1/3/19)
Field Goals Made	12 - Markquis Nowell vs. Southeastern Oklahoma State (11/8/18) 11 - Rayjon Tucker at Louisiana (1/5/19)	15 - JaKeenan Gant at Louisiana (1/5/19) 14 - Daishon Smith at ULM (1/3/19)
Field Goal Attempts	24 - Markquis Nowell vs. Southeastern Oklahoma State (11/8/18) 23 - Rayjon Tucker at Central Arkansas (11/28/18)	23 - R.J. Cole vs. Howard (11/23/18) 21 - Mac McClung at Georgetown (12/22/18) 21 - JaKeenan Gant at Louisiana (1/5/19)
3-Pt. Field Goals Made	6 - Markquis Nowell vs. Southeastern Oklahoma State (11/8/18) 5 - Three Players (last, Rayjon Tucker at Louisiana, 1/5/19)	10 - Daishon Smith at ULM (1/3/19) 6 - Charles Jackson vs. Arkansas-Pine Bluff (11/24/18) 6 - DeAndre Jones vs. Central Arkansas (12/8/18)
3-Pt. Field Goal Attempts	13 - Markquis Nowell vs. Southeastern Oklahoma State (11/8/18) 11 - Rayjon Tucker at Central Arkansas (11/28/18)	13 - Jett Jobe vs. Southeastern Oklahoma State (11/8/18) 12 - Three Players (last, Daishon Smith at ULM, 1/3/19)
Free Throws Made	13 - Rayjon Tucker vs. Sam Houston State (12/1/18) 12 - Markquis Nowell at Georgetown (12/22/18)	14 - Mac McClung at Georgetown (12/22/18) 11 - Martins Igbanu at Tulsa (11/19/18) 11 - JaKeenan Gant at Louisiana (1/5/19)
Free Throw Attempts	15 - Rayjon Tucker vs. Sam Houston State (12/1/18) 15 - Rayjon Tucker at Memphis (12/19/18)	16 - Mac McClung at Georgetown (12/22/18) 14 - Jeremiah Martin at Memphis (12/19/18)
Rebounds	14 - Rayjon Tucker at Georgetown (12/22/18) 12 - Three Players (last, Rayjon Tucker vs. Miles College, 12/11/18)	15 - Kyvon Davenport at Memphis (12/19/18) 12 - Jordan Caroline at Nevada (11/16/18)
Assists	9 - Jaizec Lottie vs. Central Arkansas (12/8/18) 8 - Markquis Nowell vs. Southeastern Oklahoma State (11/8/18) 8 - Nikola Maric at ULM (1/3/19)	10 - Cody Martin at Nevada (11/16/18) 8 - Sterling Taplin at Tulsa (11/19/18) 8 - Martaveous McKnight vs. Arkansas-Pine Bluff (11/24/18)
Steals	5 - Jaizec Lottie at Memphis (12/19/18) 5 - Markquis Nowell at Georgetown (12/22/18)	4 - Sterling Taplin at Tulsa (11/19/18) 4 - Kareem Brewton at Memphis (12/19/18)
Blocked Shots	3 - Kris Bankston at Tennessee State (11/13/18) 3 - Nikola Maric vs. Arkansas-Pine Bluff (11/24/18) 3 - Kris Bankston vs. Miles College (12/11/18)	3 - DaQuan Jeffries at Tulsa (11/19/18) 3 - Elijah Childs vs. Bradley (12/4/18) 3 - Jose Roman-Angueria vs. Miles College (12/11/18)
Turnovers	8 - Rayjon Tucker at Tulsa (11/19/18) 7 - Three Players (last, Nikola Maric at ULM, 1/3/19)	8 - Jordon Varnado vs. Troy (1/10/19) 5 - Chad Bowie vs. Sam Houston State (12/1/18) 5 - Josh Ajayi vs. South Alabama (1/12/19)

TEAM SUPERLATIVES

LITTLE ROCK HIGH	LITTLE ROCK LOW	CATEGORY	OPPONENT HIGH	OPPONENT LOW
101 vs. Southeastern Okla. (11/8/18)	59 at Nevada (11/16/18)	Points	102 at Georgetown (12/22/18)	47 vs. Miles College (12/11/18)
97 vs. Howard (11/23/18)	61 at Louisiana (1/5/19)		99 at Memphis (12/19/18)	52 vs. Sam Houston State (12/1/18)
38 vs. Southeastern Okla. (11/8/18)	17 at Louisiana (1/5/19)	Field Goals Made	35 at ULM (1/3/19)	17 vs. Miles College (12/11/18)
33 at Tennessee State (11/13/18)	21 at Texas State (1/17/19)		34 at Memphis (12/19/18)	18 vs. Troy (1/10/19)
68 vs. Southeastern Okla. (11/8/18)	42 at Louisiana (1/5/19)	Field Goal Attempts	78 vs. Southeastern Okla. (11/8/18)	47 vs. Troy (1/10/19)
66 at Central Arkansas (11/28/18)	46 at Texas State (1/17/19)		74 at Georgetown (12/22/18)	47 at Texas State (1/17/19)
63.8% vs. Central Arkansas (12/8/18)	34.9% at Nevada (11/16/18)	Field Goal Pct.	55.6% at ULM (1/3/19)	28.8% vs. Miles College (12/11/18)
62.0% at ULM (1/3/19)	40.3% vs. Troy (1/10/19)		53.6% at Nevada (11/16/18)	34.5% vs. Sam Houston State (12/1/18)
12 vs. Southeastern Okla. (11/8/18)	4 vs. Five Teams	3-Pt. Field Goals Made	18 vs. Southeastern Okla. (11/8/18)	4 vs. Troy (1/10/19)
12 at ULM (1/3/19)	last vs. Miles College (12/11/18)		17 at ULM (1/3/19)	5 vs. Two Teams
30 at Nevada (11/16/18)	11 vs. Central Arkansas (12/8/18)	3-Pt. Field Goal Attempts	47 vs. Southeastern Okla. (11/8/18)	20 vs. Four Teams
29 vs. Southeastern Okla. (11/8/18)	12 at Tulsa (11/19/18)		35 at Tennessee State (11/13/18)	last, at Texas State (1/17/19)
54.5% at ULM (1/3/19)	21.1% vs. Arkansas-Pine Bluff (11/24/18)	3-Pt. Field Goal Pct.	51.5% at ULM (1/3/19)	18.5% vs. Sam Houston State (12/1/18)
50.0% vs. Howard (11/23/18)	21.1% vs. Miles College (12/11/18)		50.0% vs. Two Teams	20.0% vs. Troy (1/10/19)
32 at Georgetown (12/22/18)	4 at Central Arkansas (11/28/18)	Free Throws Made	33 at Georgetown (12/22/18)	7 at Tennessee State (11/13/18)
26 vs. Howard (11/23/18)	7 at Nevada (11/16/18)		27 at Tulsa (11/19/18)	7 vs. Miles College (12/11/18)
40 at Georgetown (12/22/18)	16 vs. Miles College (12/11/18)	Free Throw Attempts	45 at Georgetown (12/22/18)	10 vs. Miles College (12/11/18)
34 at Memphis (12/19/18)	17 at Nevada (11/16/18)		39 at Tulsa (11/19/18)	12 vs. Two Teams
85.7% vs. Central Arkansas (12/8/18)	19.0% at Central Arkansas (11/28/18)	Free Throw Pct.	84.6% vs. Central Arkansas (12/8/18)	50.0% at Tennessee State (11/13/18)
83.9% vs. Howard (11/23/18)	41.2% at Nevada (11/16/18)		83.3% at ULM (1/3/19)	57.9% vs. Arkansas-Pine Bluff (11/24/18)
46 vs. Miles College (12/11/18)	23 at Memphis (12/19/18)	Rebounds	49 at Memphis (12/19/18)	26 at ULM (1/3/19)
42 vs. Arkansas-Pine Bluff (11/24/18)	23 at Texas State (1/17/19)		43 vs. Two Teams	28 vs. South Alabama (1/12/19)
23 vs. Southeastern Okla. (11/8/18)	8 at Louisiana (1/5/19)	Assists	22 vs. Three Teams	6 vs. Howard (11/23/18)
21 vs. South Alabama (1/12/19)	9 at Texas State (1/17/19)		last, at Memphis (12/19/18)	7 vs. Troy (1/10/19)
12 at Memphis (12/19/18)	1 at Louisiana (1/5/19)	Steals	10 at Tulsa (11/19/18)	2 vs. Troy (1/10/19)
9 at Central Arkansas (11/28/18)	2 at ULM (1/3/19)		10 at Georgetown (12/22/18)	3 vs. Two Teams
8 vs. Miles College (12/11/18)	1 vs. Three Teams	Blocked Shots	6 at Tulsa (11/19/18)	0 vs. Sam Houston State (12/1/18)
5 vs. Two Teams	last vs. South Alabama (1/12/19)		6 vs. Troy (1/10/19)	1 vs. Five Teams
24 at Georgetown (12/22/18)	10 vs. Sam Houston State (12/1/18)	Turnovers	23 vs. Troy (1/10/19)	7 vs. Arkansas-Pine Bluff (11/24/18)
23 at Louisiana (1/5/19)	11 vs. Miles College (12/11/18)		21 at Memphis (12/19/18)	7 at ULM (1/3/19)

2018-19 GAME-BY-GAME LEADERS



DATE	OPPONENT	RESULT	POINTS	REBOUNDS	ASSISTS	STEALS	BLOCKS
11/8	SOUTHEASTERN OKLA. ST.	W, 101-92 (OT)	34 - Nowell, Markquis	8 - Bankston, Kris	8 - Nowell, Markquis	4 - Nowell, Markquis	2 - Bankston, Kris
11/13	at Tennessee State	W, 83-67	15 - Tucker, Rayjon	8 - Bankston, Kris	3 - Lottie, Jaizec	2 - Lottie, Jaizec	3 - Bankston, Kris
11/16	at Nevada	L, 59-87	21 - Tucker, Rayjon	9 - Lottie, Jaizec	3 - Lottie, Jaizec 3 - Nowell, Markquis	3 - Lottie, Jaizec	1 - Lottie, Jaizec 1 - Tucker, Rayjon
11/19	at Tulsa	L, 78-88	24 - Tucker, Rayjon	10 - Tucker, Rayjon	4 - Lottie, Jaizec 4 - Nowell, Markquis	2 - Bankston, Kris	1 - Three Players
11/23	HOWARD	W, 97-76	29 - Burns, Deondre	7 - Tucker, Rayjon	7 - Nowell, Markquis	1 - Three Players	2 - Maric, Nikola
11/24	ARKANSAS-PINE BLUFF	L, 66-75	20 - Maric, Nikola	12 - Maric, Nikola	6 - Lottie, Jaizec	2 - Nowell, Markquis	3 - Maric, Nikola
11/28	at Central Arkansas	L, 65-78	20 - Tucker, Rayjon	12 - Johnson, Kamani	5 - Lottie, Jaizec	3 - Tucker, Rayjon	1 - Johnson, Kamani 1 - Koljanin, Dani
12/1	SAM HOUSTON STATE	W, 79-52	33 - Tucker, Rayjon	8 - Tucker, Rayjon	3 - Lottie, Jaizec 3 - Maric, Nikola	2 - Lottie, Jaizec	1 - Bankston, Kris 1 - Wyatt Jr., Horace
12/4	BRADLEY	L, 62-68	15 - Tucker, Rayjon	9 - Maric, Nikola	5 - Lottie, Jaizec	2 - Pippins, Ryan 2 - Tucker, Rayjon	1 - Three Players
12/8	CENTRAL ARKANSAS	L, 82-85	27 - Tucker, Rayjon	6 - Lottie, Jaizec 6 - Maric, Nikola	9 - Lottie, Jaizec	3 - Tucker, Rayjon	1 - Bankston, Kris
12/11	MILES COLLEGE	W, 67-47	18 - Tucker, Rayjon	12 - Tucker, Rayjon	6 - Nowell, Markquis	3 - Nowell, Markquis	3 - Bankston, Kris
12/19	at Memphis	L, 89-99	29 - Tucker, Rayjon	7 - Nowell, Markquis	5 - Lottie, Jaizec	5 - Lottie, Jaizec	2 - Bankston, Kris
12/22	at Georgetown	L, 94-102 (OT)	27 - Maric, Nikola	14 - Tucker, Rayjon	6 - Nowell, Markquis	5 - Nowell, Markquis	2 - Tucker, Rayjon
1/3	at ULM *	L, 84-97	19 - Pippins, Ryan	9 - Tucker, Rayjon	8 - Maric, Nikola	2 - Nowell, Markquis	2 - Maric, Nikola
1/5	at Louisiana *	L, 61-75	36 - Tucker, Rayjon	9 - Tucker, Rayjon	3 - Nowell, Markquis	1 - Tucker, Rayjon	1 - Bankston, Kris 1 - Maric, Nikola
1/10	TROY *	W, 73-59	16 - Nowell, Markquis	9 - Bankston, Kris	6 - Nowell, Markquis	2 - Three Players	1 - Johnson, Kamani
1/12	SOUTH ALABAMA *	W, 91-62	22 - Burns, Deondre	7 - Three Players	6 - Nowell, Markquis	3 - Lottie, Jaizec	1 - Bankston, Kris
1/17	at Texas State *	L, 62-80	18 - Tucker, Rayjon	5 - Johnson, Kamani	3 - Nowell, Markquis	3 - Tucker, Rayjon	1 - Bankston, Kris 1 - Tucker, Rayjon
1/19	at UT Arlington *						
1/24	COASTAL CAROLINA *						
1/26	APPALACHIAN STATE *						
2/2	ARKANSAS STATE *						
2/7	at Troy *						
2/9	at South Alabama *						
2/14	UT ARLINGTON *						
2/16	TEXAS STATE *						
2/23	at Arkansas State *						
2/28	at Georgia Southern *						
3/2	at Georgia State *						
3/7	LOUISIANA *						
3/9	ULM *						

OPPONENT	DATE	RESULT	0 - PIPPINS	1 - NOWELL	2 - BURNS	3 - TUCKER	11 - LOTTIE	12 - CURTIS	14 - HADZIC
SOUTHEASTERN OKLA. ST.	11/8/18	W, 101-92 (OT)	9-5-2	34-4-8	3-3-1	14-6-4	13-3-4	DNP	DNP
at Tennessee State	11/13/18	W, 83-67	9-4-2	4-4-2	0-2-1	15-5-1	12-4-3	0-0-0	DNP
at Nevada	11/16/18	L, 59-87	2-3-1	6-3-3	7-4-0	21-4-1	10-9-3	DNP	DNP
at Tulsa	11/19/18	L, 78-88	3-6-1	4-5-4	14-2-1	24-10-2	3-1-4	DNP	DNP
HOWARD	11/23/18	W, 97-76	16-4-1	11-6-7	29-5-2	18-7-4	DNP	0-0-0	DNP
ARKANSAS-PINE BLUFF	11/24/18	L, 66-75	5-4-1	13-1-2	DNP	DNP	6-6-6	DNP	DNP
at Central Arkansas	11/28/18	L, 65-78	14-2-3	DNP	DNP	20-6-3	7-8-5	DNP	DNP
SAM HOUSTON STATE	12/1/18	W, 79-52	20-5-0	DNP	DNP	33-8-2	11-5-3	DNP	DNP
BRADLEY	12/4/18	L, 62-68	7-5-1	DNP	DNP	15-3-1	8-2-5	DNP	DNP
CENTRAL ARKANSAS	12/8/18	L, 82-85	DNP	3-0-0	DNP	27-4-4	3-6-9	DNP	DNP
MILES COLLEGE	12/11/18	W, 67-47	DNP	0-6-6	DNP	18-12-1	8-1-5	0-0-0	DNP
at Memphis	12/19/18	L, 89-99	6-0-2	13-7-3	2-0-2	29-4-4	14-4-5	DNP	DNP
at Georgetown	12/22/18	L, 94-102 (OT)	3-2-1	24-3-6	6-1-0	16-14-4	DNP	DNP	DNP
at ULM *	1/3/19	L, 84-97	19-3-0	18-2-7	9-1-1	16-9-0	DNP	DNP	0-0-0
at Louisiana *	1/5/19	L, 61-75	2-2-0	14-6-3	2-0-0	36-9-0	DNP	DNP	2-1-0
TROY *	1/10/19	W, 73-59	DNP	16-2-6	12-4-1	14-4-4	9-3-1	DNP	DNP
SOUTH ALABAMA *	1/12/19	W, 91-62	DNP	8-0-6	22-7-5	6-7-1	17-1-3	2-0-0	0-2-0
at Texas State *	1/17/19	L, 62-80	DNP	13-0-3	14-2-2	18-3-0	0-3-1	0-0-0	0-1-0
at UT Arlington *	1/19/19								
COASTAL CAROLINA *	1/24/19								
APPALACHIAN STATE *	1/26/19								
ARKANSAS STATE *	2/2/19								
at Troy *	2/7/19								
at South Alabama *	2/9/19								
UT ARLINGTON *	2/14/19								
TEXAS STATE *	2/16/19								
at Arkansas State *	2/23/19								
at Georgia Southern *	2/28/19								
at Georgia State *	3/2/19								
LOUISIANA *	3/7/19								
ULM *	3/9/19								

OPPONENT	DATE	RESULT	20 - JOHNSON	23 - KOLJANIN	25 - WYATT	32 - BANKSTON	55 - MARIC
SOUTHEASTERN OKLA. ST.	11/8/18	W, 101-92 (OT)	2-3-1	0-0-0	2-0-0	18-8-1	6-2-2
at Tennessee State	11/13/18	W, 83-67	9-4-1	8-4-0	0-1-0	14-8-0	12-1-2
at Nevada	11/16/18	L, 59-87	7-6-0	0-0-0	3-1-1	0-0-2	3-2-2
at Tulsa	11/19/18	L, 78-88	8-3-0	0-0-0	0-0-0	10-5-2	12-5-0
HOWARD	11/23/18	W, 97-76	2-6-2	0-2-0	0-2-1	4-2-1	17-1-0
ARKANSAS-PINE BLUFF	11/24/18	L, 66-75	0-4-2	8-3-0	2-1-1	12-9-0	20-12-1
at Central Arkansas	11/28/18	L, 65-78	8-12-2	6-4-1	1-0-0	8-6-0	1-1-0
SAM HOUSTON STATE	12/1/18	W, 79-52	0-2-2	3-5-0	2-3-1	9-4-1	1-1-3
BRADLEY	12/4/18	L, 62-68	4-2-1	0-1-0	6-3-1	11-8-3	11-9-2
CENTRAL ARKANSAS	12/8/18	L, 82-85	2-4-1	DNP	16-1-2	20-1-0	11-6-1
MILES COLLEGE	12/11/18	W, 67-47	2-6-1	9-1-0	6-4-1	8-11-3	16-3-3
at Memphis	12/19/18	L, 89-99	0-0-0	DNP	0-0-0	11-3-1	14-3-3
at Georgetown	12/22/18	L, 94-102 (OT)	10-4-3	2-1-0	0-1-1	6-4-0	27-8-1
at ULM *	1/3/19	L, 84-97	8-4-2	0-0-0	0-1-0	2-1-0	12-6-8
at Louisiana *	1/5/19	L, 61-75	2-2-1	0-1-0	0-1-1	0-0-1	3-3-2
TROY *	1/10/19	W, 73-59	11-7-1	DNP	0-1-0	2-9-0	9-2-1
SOUTH ALABAMA *	1/12/19	W, 91-62	12-7-2	0-0-0	4-0-0	6-3-2	14-1-2
at Texas State *	1/17/19	L, 62-80	3-5-1	4-3-0	2-0-0	6-1-0	2-0-2
at UT Arlington *	1/19/19						
COASTAL CAROLINA *	1/24/19						
APPALACHIAN STATE *	1/26/19						
ARKANSAS STATE *	2/2/19						
at Troy *	2/7/19						
at South Alabama *	2/9/19						
UT ARLINGTON *	2/14/19						
TEXAS STATE *	2/16/19						
at Arkansas State *	2/23/19						
at Georgia Southern *	2/28/19						
at Georgia State *	3/2/19						
LOUISIANA *	3/7/19						
ULM *	3/9/19						

2018-19 MISCELLANEOUS STATISTICS



2018-19 STARTERS BY GAME

DATE	OPPONENT	PG	G	G/F	F	F	#
11/8/18	SOUTHEASTERN OKLA. ST.	1 - Nowell (1)	3 - Tucker (1)	11 - Lottie (1)	32 - Bankston (1)	55 - Maric (1)	1
11/13/18	at Tennessee State	1 - Nowell (2)	3 - Tucker (2)	11 - Lottie (2)	32 - Bankston (2)	55 - Maric (2)	1
11/16/18	at Nevada	1 - Nowell (3)	3 - Tucker (3)	11 - Lottie (3)	32 - Bankston (3)	55 - Maric (3)	1
11/19/18	at Tulsa	1 - Nowell (4)	3 - Tucker (4)	11 - Lottie (4)	32 - Bankston (4)	55 - Maric (4)	1
11/23/18	HOWARD	1 - Nowell (5)	3 - Tucker (5)	25 - Wyatt Jr. (1)	32 - Bankston (5)	55 - Maric (5)	2
11/24/18	ARKANSAS-PINE BLUFF	1 - Nowell (6)	11 - Lottie (5)	25 - Wyatt Jr. (2)	32 - Bankston (6)	55 - Maric (6)	3
11/28/18	at Central Arkansas	11 - Lottie (6)	3 - Tucker (6)	25 - Wyatt Jr. (3)	32 - Bankston (7)	55 - Maric (7)	4
12/1/18	SAM HOUSTON STATE	11 - Lottie (7)	3 - Tucker (7)	25 - Wyatt Jr. (4)	32 - Bankston (8)	55 - Maric (8)	4
12/4/18	BRADLEY	11 - Lottie (8)	3 - Tucker (8)	25 - Wyatt Jr. (5)	32 - Bankston (9)	55 - Maric (9)	4
12/8/18	CENTRAL ARKANSAS	11 - Lottie (9)	3 - Tucker (9)	25 - Wyatt Jr. (6)	32 - Bankston (10)	55 - Maric (10)	4
12/11/18	MILES COLLEGE	11 - Lottie (10)	3 - Tucker (10)	25 - Wyatt Jr. (7)	32 - Bankston (11)	55 - Maric (11)	4
12/19/18	at Memphis	11 - Lottie (11)	3 - Tucker (11)	25 - Wyatt Jr. (8)	32 - Bankston (12)	55 - Maric (12)	4
12/22/18	at Georgetown	1 - Nowell (7)	3 - Tucker (12)	25 - Wyatt Jr. (9)	20 - Johnson (1)	55 - Maric (13)	5
1/3/19	at ULM *	1 - Nowell (8)	3 - Tucker (13)	25 - Wyatt Jr. (10)	20 - Johnson (2)	55 - Maric (14)	5
1/5/19	at Louisiana *	1 - Nowell (9)	3 - Tucker (14)	25 - Wyatt Jr. (11)	20 - Johnson (3)	55 - Maric (15)	5
1/10/19	TROY *	1 - Nowell (10)	3 - Tucker (15)	25 - Wyatt Jr. (12)	20 - Johnson (4)	32 - Bankston (13)	6
1/12/19	SOUTH ALABAMA *	1 - Nowell (10)	3 - Tucker (16)	25 - Wyatt Jr. (13)	20 - Johnson (5)	55 - Maric (16)	5
1/17/19	at Texas State *	1 - Nowell (11)	3 - Tucker (17)	25 - Wyatt Jr. (14)	20 - Johnson (6)	55 - Maric (17)	5
1/19/19	at UT Arlington *						
1/24/19	COASTAL CAROLINA *						
1/26/19	APPALACHIAN STATE *						
2/2/19	ARKANSAS STATE *						
2/7/19	at Troy *						
2/9/19	at South Alabama *						
2/14/19	UT ARLINGTON *						
2/16/19	TEXAS STATE *						
2/23/19	at Arkansas State *						
2/28/19	at Georgia Southern *						
3/2/19	at Georgia State *						
3/7/19	LOUISIANA *						
3/9/19	ULM *						

2018-19 SPECIALTY STATS

LITTLE ROCK/OPPONENT POINTS ...	IN PAINT	OFF T/O	2ND CHANCE	FAST BREAK	BENCH	TIES-LEAD	LARGEST	BIGGEST
DATE	OPPONENT	(LR-OPP.)	(LR-OPP.)	(LR-OPP.)	(LR-OPP.)	CHANGES	LEAD	DEFICIT
11/8/18	SOUTHEASTERN OKLA. ST.	44-24	17-16	12-22	10-0	16-23	2-8	12 - OT - 0:59
11/13/18	at Tennessee State	52-22	22-7	7-5	8-4	26-27	12-11	23 - 2nd - 10:11
11/16/18	at Nevada	22-30	8-15	1-2	7-15	19-33	0-0	None
11/19/18	at Tulsa	38-40	9-23	6-11	10-10	25-25	0-1	12 - 1st - 12:03
11/23/18	HOWARD	30-34	27-19	7-16	14-2	47-17	2-2	24 - 2nd - 7:22
11/24/18	ARKANSAS-PINE BLUFF	38-26	8-18	13-14	14-8	13-29	5-6	2 - 2nd - 13:41
11/28/18	at Central Arkansas	40-32	17-12	18-2	4-8	28-8	7-5	4 - 1st - 11:08
12/1/18	SAM HOUSTON STATE	20-24	21-12	6-4	6-4	23-18	2-1	31 - 2nd - 1:20
12/4/18	BRADLEY	36-22	15-26	7-9	2-6	11-14	4-3	13 - 1st - 5:39
12/8/18	CENTRAL ARKANSAS	46-32	18-29	10-23	10-4	5-21	12-11	11 - 1st - 16:24
12/11/18	MILES COLLEGE	38-12	10-6	13-4	12-0	11-30	1-4	27 - 2nd - 3:56
12/19/18	at Memphis	34-40	23-19	4-11	38-28	21-42	10-16	4 - 1st - 11:15
12/22/18	at Georgetown	36-28	19-25	13-17	11-12	17-23	14-11	7 - 1st - 3:02
1/3/19	at ULM *	34-28	14-17	6-9	4-4	30-14	0-1	6 - 1st - 17:46
1/5/19	at Louisiana *	18-28	15-24	6-17	0-4	6-17	1-3	4 - 1st - 15:47
1/10/19	TROY *	28-24	27-10	12-12	4-2	30-6	3-7	18 - 2nd - 3:23
1/12/19	SOUTH ALABAMA *	40-24	26-13	11-9	8-2	47-7	0-0	31 - 2nd - 5:46
1/17/19	at Texas State *	20-28	17-20	2-7	6-0	24-14	8-6	5 - 1st - 6:40
1/19/19	at UT Arlington *							20 - 2nd - 3:46
1/24/19	COASTAL CAROLINA *							
1/26/19	APPALACHIAN STATE *							
2/2/19	ARKANSAS STATE *							
2/7/19	at Troy *							
2/9/19	at South Alabama *							
2/14/19	UT ARLINGTON *							
2/16/19	TEXAS STATE *							
2/23/19	at Arkansas State *							
2/28/19	at Georgia Southern *							
3/2/19	at Georgia State *							
3/7/19	LOUISIANA *							
3/9/19	ULM *							

GAME RECORDS (TEAM)

Most Points Scored	127, vs. School of Ozarks (11-16-74)
Fewest Points Allowed	30, vs. St. Gregory's (12-4-12)
Most Rebounds	90, vs. Baptist Christian (1972-73)
Most FGs Made	56, vs. School of the Ozarks (11-16-74)
Highest FG Pct.705 (31-44), vs. South Alabama (2-5-04)
Most Free Throws Made	43, vs. Houston Baptist (1-12-89)
Most Free Throws Att.	56, vs. Houston Baptist (1-6-86)
Highest Free Throw Pct.	1.000 (16-16), vs. Dallas Baptist (2-19-74)
	1.000 (12-12), vs. Southern Arkansas (11-29-03)
Most 3PT FGs Made	17, vs. ULM (1-13-11)
Most 3PT FGs Attempted	32, vs. Centenary (11-18-15)
	30, vs. St. Gregory's (11-18-09)
	29, vs. Pepperdine (12-28-02)
	29, vs. New Orleans (2-1-03)
Highest 3PT FG Pct.750 (6-8), vs. Georgia State (1-21-88)
Most Assists	32, vs. East Texas Baptist (1973-74)
Most Steals	26, vs. Northwestern State (12-18-80)
Most Blocks	13, vs. American Christian (2-3-75)
Most Turnovers	35, vs. Providence (12-23-85)
Most Fouls	42, vs. Lamar (1-14-95)

MOST PLAYERS IN DOUBLE FIGURES

8 vs. St. Gregory's, (W, 108-58 // 11-17-10): Matt Mouzy, Eric Kibi, Marlon Louzeiro, Solomon Bozeman, Courtney Jackson, Montrell Thornton, Reggie Sonnier, Chuck Guy

GAME RECORDS (INDIVIDUAL)

Points Scored	47, Tom Brown vs. Southern (1-26-76)
Rebounds	31, Charlie Johnson vs. Baptist Christian (1971-72)
	30, Rashad Jones-Jennings vs. UAPB (12-13-05)
FGs Made	18, Tom Brown vs. Southern (1-26-76)
Highest FG Pct.933 (14-15), Derrick Owens vs. Centenary (3-8-90)
FG Attempts	33, John Walker vs. Hendrix (1971-72)
	33, Larry Drake vs. Baptist Christian (1972-73)
FTs Made	20, Carl Brown vs. Centenary (1-13-90)
FT Attempts	22, Curtis Kidd vs. Providence (12-23-85)
Highest FT Pct. (Min. 10 attempts)	1.000 (20-20) - Carl Brown vs. UTSA (3-7-90)
	1.000 (14-14) - Zack Wright vs. NMSU (2-24-05)
	1.000 (10-10) - Solomon Bozeman vs. Arkansas State (1-29-11)
	1.000 (10-10) - Lekheythan Malone at Troy (2-4-06)
	1.000 (10-10) - Jibrahn Ike at Grambling State (12-21-01)
3PT FGs Made	10, Carl Brown vs. Texas-San Antonio (3-7-90)
3PT FG Attempts	17, Alan Barksdale vs. Oklahoma State (11-23-99)
Highest 3PT FG Pct. (Min. 5 attempts)	1.000 (5-5), Fred Summers vs. South Alabama (2-13-93)
Assists	18, Carl Brown vs. Centenary (1-14-89)
Steals	9, Jesse Massey vs. Arkansas State (12-1-80)
	8, Zack Wright vs. Louisiana-Lafayette (2-25-06)
Blocks	11, Larry Johnson vs. American Christian (2-3-75)

SINGLE-GAME SCORING HIGHS

47	Tom Brown vs. Southern (1-26-76)
46	Carl Brown vs. Centenary (2-9-89)
44	Ken Dancy vs. Dillard (2-7-77)
41	Mike Rivers vs. Centenary (1-20-83)
39	Carl Brown vs. UTSA (3-7-90)
	Charlie Johnson vs. College of the Ozarks (1-27-72)
38	Brandon Freeman at FIU (1-30-05)
	Rod Wade vs. Hardin-Simmons (2-22-90)
	Tom Brown vs. UAPB (2-21-76)
	John Walker vs. Hendrix (2-7-72)
37	Brandon Freeman vs. SAU (11-20-04)
	Tony Martin vs. Western Kentucky (3-1-93)
	Pete Myers vs. Georgia State (2-24-86)
36	Rayjon Tucker at Louisiana (1-5-19)
	Laverne Smith vs. Louisiana Tech (2-12-00)
	Derek Fisher vs. South Alabama (1-30-95)
	Tony Martin vs. Lamar (2-20-92)
	David Hall vs. Georgia State (2-15-90)
	Michael Clarke vs. Samford (1-5-85)
	Ken Dancy vs. Southern (12-17-77)
35	Freddie Morgan vs. Southern (11-30-88)
	James Scott vs. Georgia State (1-21-88)
	Michael Clarke vs. Mercer (1-26-85)
	Tom Brown vs. Lincoln (1-10-76)
	John Walker vs. Harding (2-22-72)
	John Walker vs. C.B.C. (1-22-72)
	John Walker vs. Southwestern (1-7-72)

SINGLE-GAME REBOUNDING HIGHS

31	Charlie Johnson vs. Baptist Christian (1-23-73)
30	Rashad Jones-Jennings vs. UAPB (12-13-05)
29	Donald Newman vs. Centenary (1-24-84)
28	Charlie Johnson vs. Millsaps (12-10-71)
25	Charlie Johnson vs. John Brown (1-15-72)
24	Rashad Jones-Jennings vs. ULM (2-3-07)
	Charlie Johnson vs. College of the Ozarks (1-27-72)
23	Larry Johnson vs. Southern (No.) (2-18-77)
	Larry Johnson vs. Evangel (1-23-75)
	Charlie Johnson vs. C.B.C. (1-22-72)
	Charlie Johnson vs. Southwestern (2-16-72)
22	Rashad Jones-Jennings at FAU (1-27-07)
	Johnnie Bell vs. Centenary (1-14-89)
	Jeff Cummings vs. Mercer (1-23-88)
	Donald Newman vs. Mercer (2-11-84)
20	Rashad Jones-Jennings at Texas State (11-22-06)
	Muntrelle Dobbins at South Alabama (1-2-97)

20 PT.-20 REB. DOUBLE-DOUBLES

25-20	Rashad Jones-Jennings at Texas State (11-22-06)
23-30	Rashad Jones-Jennings vs. UAPB (12-13-05)
27-20	Muntrelle Dobbins at South Alabama (1-2-97)



RYAN PIPPINS

JUNIOR | GUARD | 6-0 | 250 | LITTLE ROCK, ARK. (PARKVIEW H.S.)

2017-18 (Sophomore): Saw action in 19 games for the Trojans with 13 starts on the year ... Averaged 7.6 points, 2.2 rebounds and 1.3 assists in 24.5 minutes per game ... Tied for the team-lead in three-point field goal percentage at 42.6 percent, hitting 35.9 percent from the floor ... Scored in double figures five times, highlighted by his season-best 19-point performance in the overtime win over Louisiana (Mar. 3), going a perfect 4-for-4 beyond the arc ... Finished with 15 points against ULM (Dec. 31), going a perfect 8-for-8 from the free throw line ... Also scored 15 at Coastal Carolina (Jan. 27) ... Scored 14 points in his season debut against Ozarks (Dec. 18) ... Finished with 11 points in the win over UT Arlington (Jan. 11) ... Recorded 41 rebounds on the year, pulling down a season-high six against Georgia Southern (Feb. 1) and at ULM (Mar. 1) ... Added 39 assists and 12 steals for the Trojans ... Made his first collegiate start at Georgia Southern (Jan. 6).

2016-17 (Freshman): Played 59 minutes over 12 games as a freshman ... Totaled five points, four rebounds, four assists and one steal on the season ... Handed out two assists in 10 minutes against the University of the Ozarks (Nov. 14) ... Scored two points in Little Rock's season opener vs. Central Baptist (Nov. 12) ... Scored three points on a made 3-pointer against Pepperdine in the Lone Star Showcase (Nov. 22) ... Played 10 minutes at Florida on Dec. 21.

SEASON HIGHS

Points: 20, vs. Sam Houston State (12/1/18)

FGM: 7, at ULM (1/3/19)

FGA: 16, at Central Arkansas (11/28/18)

3PM: 5, two times (last at ULM, 1/3/19)

3PA: 9, vs. Sam Houston State (12/1/18)

FTM: 3, vs. Sam Houston State (12/1/18)

FTA: 4, two times (last vs. Bradley, 12/4/18)

Reb: 6, at Tulsa (11/19/18)

Ast: 3, at Central Arkansas (11/28/18)

Steals: 2, two times (last vs. Bradley, 12/4/18)

Blocks: N/A

TO: 4, vs. Bradley (12/4/18)

Minutes: 34, vs. Sam Houston State (12/1/18)

CAREER HIGHS

Points: 20, vs. Sam Houston State (12/1/18)

FGM: 7, at ULM (1/3/19)

FGA: 16, at Central Arkansas (11/28/18)

3PM: 5, three times (last at ULM, 1/3/19)

3PA: 9, vs. Sam Houston State (12/1/18)

FTM: 8, vs. ULM (12/31/17)

FTA: 8, vs. ULM (12/31/17)

Reb: 6, three times (last at Tulsa, 11/19/18)

Ast: 3, two times (last at Central Arkansas, 11/28/18)

Steals: 3, at Georgia State (1/4/18)

Blocks: N/A

TO: 4, two times (last vs. Bradley, 12/4/18)

Minutes: 36, at Arkansas State (2/17/18)

DATE	OPPONENT	GS	MIN	FG-A	3FG-A	FT-A	O-D-R	PF	A	TO	B	S	PTS
11/8	Southeastern Okla.		29	3-6	2-4	1-2	0-5-5	2	2	1	0	0	9
11/13	at Tennessee State		27	4-6	0-2	1-1	0-4-4	2	0	0	0	0	9
11/16	at Nevada		24	1-4	0-3	0-1	0-3-3	4	1	1	0	0	2
11/19	at Tulsa		28	1-2	1-1	0-0	0-6-6	2	1	0	0	0	3
11/23	Howard		30	6-12	4-7	0-1	0-4-4	2	1	1	0	0	16
11/24	Arkansas-Pine Bluff		31	2-5	1-3	0-2	1-3-4	4	1	2	0	1	5
11/28	at Central Arkansas		33	6-16	2-7	0-2	0-2-2	2	3	0	0	2	14
12/1	Sam Houston State		34	6-12	5-9	3-4	1-4-5	2	0	0	0	1	20
12/4	Bradley		31	3-7	0-4	1-4	0-5-5	4	1	4	0	2	7
12/8	Central Arkansas						DID NOT PLAY						
12/11	Miles College						DID NOT PLAY						
12/19	at Memphis		29	2-5	2-5	0-0	0-0-0	4	2	2	0	1	6
12/22	at Georgetown		22	1-4	1-2	0-0	1-1-2	4	1	1	0	0	3
1/3	at ULM		33	7-9	5-7	0-2	0-3-3	3	0	1	0	0	19
1/5	at Louisiana		24	0-2	0-2	2-2	0-2-2	1	0	1	0	0	2
1/10	Troy						DID NOT PLAY						
1/12	South Alabama						DID NOT PLAY						
1/17	at Texas State						DID NOT PLAY						
1/19	at UT Arlington												
1/24	Coastal Carolina												
1/26	Appalachian State												
2/2	Arkansas State												
2/7	at Troy												
2/9	at South Alabama												
2/14	UT Arlington												
2/16	Texas State												
2/23	at Arkansas State												
2/28	at Georgia Southern												
3/2	at Georgia State												
3/7	Louisiana												
3/9	ULM												

PIPPINS' CAREER STATISTICS

YEAR	GP	GS	Min.	Avg.	FG	A	Pct.	3FG	A	Pct.	FT	A	Pct.	Off.	Def.	Tot.	Avg.	PF	DQ	A	TO	Blk	Stl	Pts	Avg.
2016-17	12	0	59	4.9	2	9	.222	1	7	.143	0	1	.000	0	4	4	0.3	7	0	4	8	0	1	5	0.4
2017-18	19	13	465	24.5	47	131	.359	23	54	.426	27	36	.750	3	38	41	2.2	39	0	25	28	0	12	144	7.6
2018-19	13	0	375	28.8	42	90	.467	23	56	.411	8	21	.381	3	42	45	3.5	35	0	15	14	0	7	115	8.8
TOTAL	44	13	899	20.4	91	230	.396	47	117	.402	35	58	.603	6	84	90	2.0	81	0	44	50	0	20	264	6.0

MARKQUIS NOWELL

FRESHMAN | GUARD | 5-8 | 165 | HARLEM, N.Y. (ST. PATRICK H.S.)

Prior to Little Rock: Four star recruit by ESPN and three star recruit by Rivals ... Averaged nearly 20 points and eight assists per game ... Posted three steals and 2.5 rebounds per game ... Rated as one of the top-40 point guard recruits nationally by rivals.



SEASON HIGHS

Points: 34, vs. Southeastern Oklahoma State (11/8/18)
FGM: 12, vs. Southeastern Oklahoma State (11/8/18)
FGA: 24, vs. Southeastern Oklahoma State (11/8/18)
3PM: 6, vs. Southeastern Oklahoma State (11/8/18)
3PA: 13, vs. Southeastern Oklahoma State (11/8/18)
FTM: 12, at Georgetown (12/22/18)
FTA: 13, at Georgetown (12/22/18)
Reb: 7, at Memphis (12/19/18)
Ast: 8, vs. Southeastern Oklahoma State (11/8/18)
Steals: 5, at Georgetown (12/22/18)
Blocks: N/A
TO: 7, at Georgetown (12/22/18)
Minutes: 41, at Georgetown (12/22/18)

DATE	OPPONENT	GS	MIN	FG-A	3FG-A	FT-A	O-D-R	PF	A	TO	B	S	PTS
11/8	Southeastern Okla.	*	39	12-24	6-13	4-6	0-4-4	2	8	4	0	4	34
11/13	at Tennessee State	*	19	1-5	0-3	2-2	1-3-4	3	2	5	0	0	4
11/16	at Nevada	*	35	2-12	2-8	0-2	0-3-3	1	3	3	0	0	6
11/19	at Tulsa	*	24	2-6	0-2	0-0	1-4-5	2	4	3	0	1	4
11/23	Howard	*	28	4-9	1-4	2-2	0-6-6	2	7	5	0	1	11
11/24	Arkansas-Pine Bluff	*	30	6-15	1-7	0-0	0-1-1	2	2	0	0	2	13
11/28	at Central Arkansas												
12/1	Sam Houston State												
12/4	Bradley												
12/8	Central Arkansas		10	1-1	1-1	0-0	0-0-0	1	0	0	0	0	3
12/11	Miles College		29	0-8	0-6	0-0	1-5-6	1	6	2	0	3	0
12/19	at Memphis		31	4-10	3-6	2-2	1-6-7	3	3	6	0	2	13
12/22	at Georgetown	*	41	5-13	2-6	12-13	1-2-3	4	6	7	0	5	24
1/3	at ULM	*	37	6-11	4-8	2-2	0-2-2	3	7	3	0	2	18
1/5	at Louisiana	*	36	4-14	2-3	4-6	1-5-6	3	3	4	0	0	14
1/10	Troy	*	40	5-12	4-6	2-2	2-0-2	4	6	3	0	1	16
1/12	South Alabama	*	27	3-9	0-4	2-2	0-0-0	1	6	5	0	1	8
1/17	at Texas State	*	35	6-10	1-2	0-0	0-0-0	3	3	4	0	0	13
1/19	at UT Arlington												
1/24	Coastal Carolina												
1/26	Appalachian State												
2/2	Arkansas State												
2/7	at Troy												
2/9	at South Alabama												
2/14	UT Arlington												
2/16	Texas State												
2/23	at Arkansas State												
2/28	at Georgia Southern												
3/2	at Georgia State												
3/7	Louisiana												
3/9	ULM												

NOWELL'S CAREER STATISTICS

YEAR	GP	GS	Min.	Avg.	FG	A	Pct.	3FG	A	Pct.	FT	A	Pct.	Off.	Def.	Tot.	Avg.	PF	DQ	A	TO	Blk	Stl	Pts	Avg.
2018-19	15	12	461	30.7	61	159	.384	27	79	.342	32	39	.821	8	41	49	3.3	35	0	66	54	0	22	181	12.1
TOTAL	15	12	461	30.7	61	159	.384	27	79	.342	32	39	.821	8	41	49	3.3	35	0	66	54	0	22	181	12.1



DEONDRE BURNS

R-JUNIOR | GUARD | 6-2 | 185 | YAZOO CITY, MISS. (NEWMAN SMITH H.S.)

2017-18 (Redshirt): Redshirted the 2017-18 season.

2016-17 (Sophomore): Appeared in all 32 games with 14 starts as a sophomore ... Averaged 7.0 points, 1.5 rebounds and 0.9 assists per game ... Shot 45.2 percent from the floor, 41.0 percent from 3-point range and 80.8 percent from the foul line ... Scored in double figures eight times on the season ... Had three games with multiple steals ... Made multiple 3-pointers in eight games ... Made 4 of 6 3-pointers and totaled 16 points in a win at Appalachian State (Jan. 7) ... Scored a career-high 17 points and grabbed six rebounds at Coastal Carolina (Jan. 9) ... Scored 14 points vs. Arkansas State (Jan. 14) ... Scored 12 points vs. Troy (Jan. 23) ... Scored 12 points while going 5 of 5 at the foul line at Louisiana (Jan. 28) ... Totaled 10 points and two steals vs. Appalachian State (Feb. 6) ... Scored 12 points and had three steals at UT Arlington (Feb. 13) ... Scored 16 points while shooting 6 of 7 from the floor and 4 of 4 from 3-point range at South Alabama (March 2).

2015-16 (Freshman): Appeared in 18 games with one start in 2015-16 ... Averaged 1.7 points and 0.6 rebounds per game ... Finished the season shooting 37.5 percent from the floor, 10.0 percent from 3-point range and 100.0 percent from the foul line (12 of 12) ... Scored four points in seven minutes in Little Rock's season opener vs. Central Baptist (Nov. 14) ... Made 3 of 6 shots from the floor and 1 of 3 from 3-point range for seven points while getting his first career start vs. Centenary (Nov. 18) ... Played six minutes and went 3 of 3 from the foul line at Central Arkansas (Dec. 16) ... Scored four points in three minutes vs. Louisiana (Jan. 7) ... Scored four points in 11 minutes vs. Appalachian State (Jan. 14) ... Scored two points in Little Rock's loss to Iowa State in the NCAA Tournament Second Round (March 19).

SEASON HIGHS

Points: 29, vs. Howard (11/23/18)
FGM: 9, vs. Howard (11/23/18)
FGA: 13, vs. Troy (1/10/19)
3PM: 4, vs. Howard (11/23/18)
3PA: 5, two times (last at Memphis, 12/19/18)
FTM: 7, vs. Howard (11/23/18)
FTA: 8, vs. Howard (11/23/18)
Reb: 7, vs. South Alabama (1/12/19)
Ast: 5, vs. South Alabama (1/12/19)
Steals: 1, two times (last at Texas State, 1/17/19)
Blocks: N/A
TO: 2, three times (last at ULM, 1/3/19)
Minutes: 32, at Tulsa (11/19/18)

CAREER HIGHS

Points: 29, vs. Howard (11/23/18)
FGM: 9, vs. Howard (11/23/18)
FGA: 13, two times (last vs. Troy, 1/10/19)
3PM: 4, three times (last vs. Howard, 11/23/18)
3PA: 6, four times (last vs. Troy, 1/23/17)
FTM: 7, vs. Howard (11/23/18)
FTA: 8, vs. Howard (11/23/18)
Reb: 7, vs. South Alabama (1/12/19)
Assists: 5, vs. South Alabama (1/12/19)
Steals: 3, two times (last at UT Arlington, 2/13/17)
Blocks: 1, four time (last vs. Arkansas State, 1/14/17)
TO: 4, three times (last at South Alabama, 3/2/17)
Minutes: 33, vs. Arkansas State (1/14/17)

DATE	OPPONENT	GS	MIN	FG-A	3FG-A	FT-A	O-D-R	PF	A	TO	B	S	PTS
11/8	Southeastern Okla.		20	1-4	1-3	0-2	0-3-3	0	1	1	0	0	3
11/13	at Tennessee State		13	0-4	0-2	0-0	0-2-2	1	1	2	0	1	0
11/16	at Nevada		21	2-9	1-4	2-2	1-3-4	1	0	1	0	0	7
11/19	at Tulsa		32	6-11	0-1	2-3	0-2-2	4	1	1	0	0	14
11/23	Howard		26	9-10	4-5	7-8	1-4-5	3	2	2	0	0	29
11/24	Arkansas-Pine Bluff						DID NOT PLAY						
11/28	at Central Arkansas						DID NOT PLAY						
12/1	Sam Houston State						DID NOT PLAY						
12/4	Bradley						DID NOT PLAY						
12/8	Central Arkansas						DID NOT PLAY						
12/11	Miles College						DID NOT PLAY						
12/19	at Memphis		24	1-8	0-5	0-1	0-0-0	4	2	0	0	0	2
12/22	at Georgetown		16	1-5	1-3	3-4	0-1-1	4	0	0	0	0	6
1/3	at ULM		12	4-5	1-2	0-0	0-1-1	3	1	2	1	0	9
1/5	at Louisiana		3	0-0	0-0	2-3	0-0-0	0	0	1	0	0	2
1/10	Troy		30	4-13	2-4	2-3	2-2-4	3	1	0	0	0	12
1/12	South Alabama		29	7-9	3-4	5-5	0-7-7	3	5	0	0	0	22
1/17	at Texas State		32	4-12	1-7	5-5	0-2-2	3	2	0	0	1	14
1/19	at UT Arlington												
1/24	Coastal Carolina												
1/26	Appalachian State												
2/2	Arkansas State												
2/7	at Troy												
2/9	at South Alabama												
2/14	UT Arlington												
2/16	Texas State												
2/23	at Arkansas State												
2/28	at Georgia Southern												
3/2	at Georgia State												
3/7	Louisiana												
3/9	ULM												

BURNS' CAREER STATISTICS

YEAR	GP	GS	Min.	Avg.	FG	A	Pct.	3FG	A	Pct.	FT	A	Pct.	Off.	Def.	Tot.	Avg.	PF	DQ	A	TO	Blk	Stl	Pts	Avg.
2015-16	18	1	94	5.2	9	24	.375	1	10	.100	12	12	1.000	0	10	10	0.6	7	0	3	5	1	6	31	1.7
2016-17	32	14	606	18.9	75	166	.452	32	78	.410	42	52	.808	11	38	49	1.5	52	0	28	45	3	15	224	7.0
2018-19	12	0	258	21.5	39	90	.433	14	40	.350	28	36	.778	4	27	31	2.6	29	0	16	10	1	3	120	10.0
TOTAL	62	15	958	15.5	123	280	.439	47	128	.367	82	100	.820	15	75	90	1.5	88	0	47	60	5	24	375	6.0

RAYJON TUCKER

R-JUNIOR | GUARD | 6-5 | 210 | CHARLOTTE, N.C. (FLORIDA GULF COAST)

2017-18 (Redshirt): Utilized his redshirt season due to NCAA transfer rules.

At Florida Gulf Coast: Played in 68 games with seven starts in two seasons at FGCU, averaging 6.9 points and 3.0 rebounds per game ... Led the team with a 45.3% average from three-point range in 2016-17 ... Scored in double figures 10 times during his career, including a career-best 23 points at LaSalle ... Helped lead the Eagles to back-to-back NCAA tournament appearances and an Atlantic Sun conference title in 2016-17.

At Northside Christian Academy: McDonald's All-American that averaged 24 points, 11 rebounds, four assists and three steals during his prep career ... Helped establish Northside's basketball dynasty as the team has captured five state championships ... Team was ranked seventh nationally during his prep career ... All-state and all-conference selection ... Top 100 national recruit ... Coached by Byron Dinkins ... A/B honor roll selection.



SEASON HIGHS

Points: 36, at Louisiana (1/5/19)**FGM:** 11, at Louisiana (1/5/19)**FGA:** 23, at Central Arkansas (11/28/18)**3PM:** 5, at Louisiana (1/5/19)**3PA:** 11, at Central Arkansas (11/28/18)**FTM:** 13, vs. Sam Houston State (12/1/18)**FTA:** 15, two times (last at Memphis, 12/19/18)**Reb:** 14, at Georgetown (12/22/18)**Ast:** 4, five times (last vs. Troy, 1/10/19)**Steals:** 3, three times (last at Texas State, 1/17/19)**Blocks:** 2, two times (last at Georgetown, 12/22/18)**TO:** 8, at Tulsa (11/19/18)**Minutes:** 40, two times (last vs. Troy, 1/10/19)

DATE	OPPONENT	GS	MIN	FG-A	3FG-A	FT-A	O-D-R	PF	A	TO	B	S	PTS
11/8	Southeastern Okla.	*	40	5-11	0-2	4-4	0-6-6	1	4	2	0	0	14
11/13	at Tennessee State	*	32	7-8	1-1	0-0	0-5-5	1	1	2	0	1	15
11/16	at Nevada	*	35	8-13	2-4	3-4	1-3-4	1	1	2	1	0	21
11/19	at Tulsa	*	38	8-17	3-5	5-10	2-8-10	3	2	8	1	1	24
11/23	Howard	*	34	5-9	0-1	8-9	0-7-7	1	4	1	0	1	18
11/24	Arkansas-Pine Bluff	DID NOT PLAY											
11/28	at Central Arkansas	*	39	8-23	4-11	0-4	1-5-6	1	3	5	0	3	20
12/1	Sam Houston State	*	37	8-12	4-7	13-15	1-7-8	2	2	2	0	0	33
12/4	Bradley	*	35	3-12	0-4	7-8	1-2-3	3	1	2	0	2	15
12/8	Central Arkansas	*	38	10-16	3-6	4-5	0-4-4	0	4	4	0	3	27
12/11	Miles College	*	36	6-15	2-7	4-5	1-11-12	2	1	2	2	0	18
12/19	at Memphis	*	38	7-12	4-7	11-15	0-4-4	1	4	1	0	1	29
12/22	at Georgetown	*	38	5-12	0-4	6-8	1-13-14	5	4	3	2	1	16
1/3	at ULM	*	34	5-9	2-3	4-6	1-8-9	1	0	2	0	0	16
1/5	at Louisiana	*	37	11-15	5-9	9-13	2-7-9	2	0	4	0	1	36
1/10	Troy	*	40	3-11	2-8	6-7	0-4-4	2	4	3	0	0	14
1/12	South Alabama	*	30	1-4	0-1	4-5	0-7-7	4	1	1	0	1	6
1/17	at Texas State	*	34	5-9	3-6	5-5	0-3-3	0	0	2	1	3	18
1/19	at UT Arlington												
1/24	Coastal Carolina												
1/26	Appalachian State												
2/2	Arkansas State												
2/7	at Troy												
2/9	at South Alabama												
2/14	UT Arlington												
2/16	Texas State												
2/23	at Arkansas State												
2/28	at Georgia Southern												
3/2	at Georgia State												
3/7	Louisiana												
3/9	ULM												

TUCKER'S CAREER STATISTICS

YEAR	GP	GS	Min.	Avg.	FG	A	Pct.	3FG	A	Pct.	FT	A	Pct.	Off.	Def.	Tot.	Avg.	PF	DQ	A	TO	Blk	Stl	Pts	Avg.
2018-19	17	17	615	36.2	106	208	.510	35	86	.407	93	123	.756	11	104	115	6.8	30	1	36	46	7	18	340	20.0
TOTAL	17	17	615	36.2	106	208	.510	35	86	.407	93	123	.756	11	104	115	6.8	30	1	36	46	7	18	340	20.0



JAIZEC LOTTIE

SOPHOMORE | GUARD | 6-1 | 170 | AURORA, COLO. (CHEROKEE TRAIL H.S.)

2017-18 (Freshman): Played in all 32 games with a team-best 31 starts as a true freshman for the Trojans ... Averaged 7.0 points, 2.7 rebounds, 2.9 assists and 1.0 steals in 25.0 minutes per game ... Shot 36.5 percent from the floor ... Led the team in free throws (53), assists (93) and steals (33) ... Ranked second on the team in points (225), field goal attempts (208) and minutes played (801) ... Scored in double figures eight times on the year, scoring a season-high 17 at Troy (Feb. 10) and against Appalachian State (Feb. 24) ... Against the Trojans, hit 11-of-14 from the free throw line ... Finished with a season-best nine rebounds against the Mountaineers ... Registered 16 points with three assists in the win over UT Arlington (Jan. 11) ... Notched 13 points with three rebounds and a pair of assists in the win over Central Arkansas (Nov. 29) ... Closed out the year with 13 points and six rebounds with three assists against Appalachian State (Mar. 7) in the Sun Belt opening round ... Finished with 12 points and four assists at Memphis (Nov. 14) in his first collegiate start ... Notched 12 points with three assists at Bradley (Dec. 13) ... Finished the year with 86 rebounds, pulling down five or more in seven games ... Dished out three or more assists in 19 games, led by his season-best seven assists against Georgia Southern (Feb. 1) ... Finished with six assists against Oral Roberts (Dec. 2) and at Arkansas State (Feb. 17), posting eight points, seven rebounds and three steals .. Notched a season-best five steals against Ozarks (Dec. 18).

SEASON HIGHS

Points: 17, vs. South Alabama (1/12/19)
FGM: 7, vs. South Alabama (1/12/19)
FGA: 12, at Tennessee State (11/13/18)
3PM: 3, two times (last vs. South Alabama, 1/12/19)
3PA: 6, at Nevada (11/16/18)
FTM: 3, two times (last at Memphis, 12/19/18)
FTA: 5, at Memphis (12/19/18)
Reb: 9, at Nevada (11/16/18)
Ast: 9, vs. Central Arkansas (12/8/18)
Steals: 5, at Memphis (12/19/18)
Blocks: 1, at Nevada (11/13/18)
TO: 5, three times (last vs. Central Arkansas, 12/8/18)
Minutes: 38, vs. Bradley (12/4/18)

CAREER HIGHS

Points: 17, three times (last vs. South Alabama, 1/12/19)
FGM: 7, vs. South Alabama (1/12/19)
FGA: 12, two times (last at Tennessee State, 11/13/18)
3PM: 3, three times (last vs. South Alabama, 1/12/19)
3PA: 6, two times (last at Nevada, 11/16/18)
FTM: 11, at Troy (2/10/18)
FTA: 14, at Troy (2/10/18)
Reb: 9, two times (last at Nevada, 11/16/18)
Ast: 9, vs. Central Arkansas (12/8/18)
Steals: 5, two times (last at Memphis, 12/19/18)
Blocks: 1, two times (last at Nevada, 11/16/18)
TO: 6, at Mississippi State (12/20/17)
Minutes: 38, vs. Bradley (12/4/18)

DATE	OPPONENT	GS	MIN	FG-A	3FG-A	FT-A	O-D-R	PF	A	TO	B	S	PTS
11/8	Southeastern Okla.	*	26	5-7	3-5	0-0	2-1-3	5	4	2	0	0	13
11/13	at Tennessee State	*	34	5-12	2-4	0-0	0-4-4	1	3	2	0	2	12
11/16	at Nevada	*	33	4-10	1-6	1-2	0-9-9	1	3	1	1	3	10
11/19	at Tulsa	*	30	1-5	1-3	0-0	0-1-1	5	4	1	0	1	3
11/23	Howard						DID NOT PLAY						
11/24	Arkansas-Pine Bluff	*	35	2-9	0-3	2-4	0-6-6	1	6	5	0	1	6
11/28	at Central Arkansas	*	37	3-9	0-2	1-4	2-6-8	2	5	3	0	1	7
12/1	Sam Houston State	*	34	4-9	1-2	2-3	0-5-5	1	3	2	0	2	11
12/4	Bradley	*	38	3-4	2-3	0-0	1-1-2	4	5	5	0	0	8
12/8	Central Arkansas	*	36	0-4	0-3	3-4	0-6-6	2	9	5	0	1	3
12/11	Miles College	*	23	3-6	0-1	2-2	0-1-1	1	5	1	0	1	8
12/19	at Memphis	*	26	5-7	1-2	3-5	0-4-4	4	5	4	0	5	14
12/22	at Georgetown						DID NOT PLAY						
1/3	at ULM						DID NOT PLAY						
1/5	at Louisiana						DID NOT PLAY						
1/10	Troy		31	4-9	1-3	0-2	0-3-3	3	1	2	0	2	9
1/12	South Alabama		27	7-10	3-5	0-0	0-1-1	1	3	2	0	3	17
1/17	at Texas State		31	0-2	0-1	0-3	0-3-3	2	1	4	0	0	0
1/19	at UT Arlington												
1/24	Coastal Carolina												
1/26	Appalachian State												
2/2	Arkansas State												
2/7	at Troy												
2/9	at South Alabama												
2/14	UT Arlington												
2/16	Texas State												
2/23	at Arkansas State												
2/28	at Georgia Southern												
3/2	at Georgia State												
3/7	Louisiana												
3/9	ULM												

LOTTIE'S CAREER STATISTICS

YEAR	GP	GS	Min.	Avg.	FG	A	Pct.	3FG	A	Pct.	FT	A	Pct.	Off.	Def.	Tot.	Avg.	PF	DQ	A	TO	Blk	Stl	Pts	Avg.
2017-18	32	31	801	25.0	76	208	.365	20	73	.274	53	92	.576	12	74	86	2.7	70	0	93	70	1	33	225	7.0
2018-19	14	11	441	31.5	46	103	.447	15	43	.349	14	29	.483	5	51	56	4.0	33	2	57	39	1	22	121	8.6
TOTAL	46	42	1242	27.0	122	311	.392	35	116	.302	67	121	.554	17	125	142	3.1	103	2	150	109	2	55	346	7.5



TERRELL CURTIS II

FRESHMAN | GUARD | 5-11 | 165 | MAUMELLE, ARK. (MAUMELLE H.S.)

Prior to Little Rock: Four-year letterwinner at point guard for Maumelle High School ... Starter for 2016-17 Hornet team that went 27-5 overall and 13-2 in conference play, advancing to the state quarterfinals ... Also competed in track and field for Maumelle in the high jump.

SEASON HIGHS

Points: 2, vs. South Alabama (1/12/19)

FGM: N/A

FGA: 1, three times (last vs. Miles College, 12/11/18)

3PM: N/A

3PA: 1, three times (last vs. Miles College, 12/11/18)

FTM: 2, vs. South Alabama (1/12/19)

FTA: 4, vs. South Alabama (1/12/19)

Reb: N/A

Ast: N/A

Steals: N/A

Blocks: N/A

TO: 1, vs. Miles College (12/11/18)

Minutes: 3, vs. Howard (11/23/18)

DATE	OPPONENT	GS	MIN	FG-A	3FG-A	FT-A	O-D-R	PF	A	TO	B	S	PTS
11/8	Southeastern Okla.						DID NOT PLAY						
11/13	at Tennessee State		1	0-1	0-1	0-0	0-0-0	0	0	0	0	0	0
11/16	at Nevada						DID NOT PLAY						
11/19	at Tulsa						DID NOT PLAY						
11/23	Howard		3	0-1	0-1	0-0	0-0-0	0	0	0	0	0	0
11/24	Arkansas-Pine Bluff						DID NOT PLAY						
11/28	at Central Arkansas						DID NOT PLAY						
12/1	Sam Houston State						DID NOT PLAY						
12/4	Bradley						DID NOT PLAY						
12/8	Central Arkansas						DID NOT PLAY						
12/11	Miles College		2	0-1	0-1	0-0	0-0-0	1	0	1	0	0	0
12/19	at Memphis						DID NOT PLAY						
12/22	at Georgetown						DID NOT PLAY						
1/3	at ULM						DID NOT PLAY						
1/5	at Louisiana						DID NOT PLAY						
1/10	Troy						DID NOT PLAY						
1/12	South Alabama		2	0-0	0-0	2-4	0-0-0	0	0	0	0	0	2
1/17	at Texas State		1	0-0	0-0	0-0	0-0-0	0	0	0	0	0	0
1/19	at UT Arlington												
1/24	Coastal Carolina												
1/26	Appalachian State												
2/2	Arkansas State												
2/7	at Troy												
2/9	at South Alabama												
2/14	UT Arlington												
2/16	Texas State												
2/23	at Arkansas State												
2/28	at Georgia Southern												
3/2	at Georgia State												
3/7	Louisiana												
3/9	ULM												

CURTIS' CAREER STATISTICS

YEAR	GP	GS	Min.	Avg.	FG	A	Pct.	3FG	A	Pct.	FT	A	Pct.	Off.	Def.	Tot.	Avg.	PF	DQ	A	TO	Blk	Stl	Pts	Avg.
2018-19	5	0	9	1.8	0	3	.000	0	3	.000	2	4	.500	0	0	0	0.0	1	0	0	1	0	0	2	0.4
TOTAL	5	0	9	1.8	0	3	.000	0	3	.000	2	4	.500	0	0	0	0.0	1	0	0	1	0	0	2	0.4



DAMIR HADZIC

SOPHOMORE | FORWARD | 6-8 | 227 | SARAJEVO, BOSNIA (ARLINGTON COUNTRY DAY)

2017-18 (Freshman): Played in 26 games with 11 starts for the Trojans ... Averaged 4.1 points, 2.0 rebounds and 0.9 assists in 13.4 minutes per game ... Shot 37.9 percent from the floor and 28.1 percent from three-point range ... Notched a season-high 16 points in his collegiate debut against Ouachita Baptist (Nov. 11), going 7-of-11 from the floor with four rebounds ... Finished with 10 points, going 4-of-5 from the free throw line, with four rebounds at San Diego (Nov. 20) ... Recorded nine points on three other occasions - against Ozarks (Dec. 18), at Mississippi State (Dec. 20) and at Georgia Southern (Jan. 6) ... Finished with 53 rebounds on the season, including a season-high seven against Central Arkansas (Nov. 29) ... Finished the year with 23 assists, six steals and four blocks ... Recorded three assists against Louisiana (Dec. 29), finishing with eight points ... Also had three assists to complement his nine points at Georgia Southern (Jan. 6) ... Made his first collegiate start against Norfolk State (Nov. 26).

SEASON HIGHS

Points: 2, at Louisiana (1/5/19)**FGM:** N/A**FGA:** 1, two times (last vs. South Alabama, 1/12/19)**3PM:** N/A**3PA:** 1, at Louisiana (1/5/19)**FTM:** 2, at Louisiana (1/5/19)**FTA:** 2, at Louisiana (1/5/19)**Reb:** 2, vs. South Alabama (1/12/19)**Ast:** N/A**Steals:** N/A**Blocks:** N/A**TO:** 1, at Louisiana (1/5/19)**Minutes:** 5, at Louisiana (1/5/19)

CAREER HIGHS

Points: 16, vs. Ouachita Baptist (11/11/17)**FGM:** 7, vs. Ouachita Baptist (11/11/17)**FGA:** 11, vs. Ouachita Baptist (11/11/17)**3PM:** 2, four times (last at Georgia Southern, 1/6/18)**3PA:** 7, vs. Oral Roberts (12/2/17)**FTM:** 4, two times (last vs. Ozarks, 12/18/17)**FTA:** 5, three times (last at Georgia Southern, 1/6/18)**Reb:** 7, vs. Central Arkansas (11/29/17)**Ast:** 3, two times (last at Georgia Southern, 1/6/18)**Steals:** 1, six times (last at Appalachian State, 1/25/18)**Blocks:** 1, four times (last at Arkansas State, 2/17/18)**TO:** 3, at Sam Houston State (12/15/17)**Minutes:** 24, vs. Oral Roberts (12/2/17)

DATE	OPPONENT	GS	MIN	FG-A	3FG-A	FT-A	O-D-R	PF	A	TO	B	S	PTS
11/8	Southeastern Okla.						DID NOT PLAY						
11/13	at Tennessee State						DID NOT PLAY						
11/16	at Nevada						DID NOT PLAY						
11/19	at Tulsa						DID NOT PLAY						
11/23	Howard						DID NOT PLAY						
11/24	Arkansas-Pine Bluff						DID NOT PLAY						
11/28	at Central Arkansas						DID NOT PLAY						
12/1	Sam Houston State						DID NOT PLAY						
12/4	Bradley						DID NOT PLAY						
12/8	Central Arkansas						DID NOT PLAY						
12/11	Miles College						DID NOT PLAY						
12/19	at Memphis						DID NOT PLAY						
12/22	at Georgetown						DID NOT PLAY						
1/3	at ULM		3	0-0	0-0	0-0	0-0-0	0	0	0	0	0	0
1/5	at Louisiana		5	0-1	0-1	2-2	0-1-1	1	0	1	0	0	2
1/10	Troy						DID NOT PLAY						
1/12	South Alabama		3	0-1	0-0	0-0	0-2-2	0	0	0	0	0	0
1/17	at Texas State		3	0-0	0-0	0-0	0-1-1	0	0	0	0	0	0
1/19	at UT Arlington												
1/24	Coastal Carolina												
1/26	Appalachian State												
2/2	Arkansas State												
2/7	at Troy												
2/9	at South Alabama												
2/14	UT Arlington												
2/16	Texas State												
2/23	at Arkansas State												
2/28	at Georgia Southern												
3/2	at Georgia State												
3/7	Louisiana												
3/9	ULM												


HADZIC'S CAREER STATISTICS

YEAR	GP	GS	Min.	Avg.	FG	A	Pct.	3FG	A	Pct.	FT	A	Pct.	Off.	Def.	Tot.	Avg.	PF	DQ	A	TO	Blk	Stl	Pts	Avg.
2017-18	26	11	349	13.4	36	95	.379	16	57	.281	18	26	.692	18	35	53	2.0	50	0	23	25	4	6	106	4.1
2018-19	4	0	14	3.5	0	2	.000	0	1	.000	2	2	1.000	0	4	4	1.0	1	0	0	1	0	0	2	0.5
TOTAL	30	11	363	12.1	36	97	.371	16	58	.276	20	28	.714	18	39	57	1.9	51	0	23	26	4	6	108	3.6

KAMANI JOHNSON

FRESHMAN | FORWARD | 6-8 | 195 | BROOKLYN, N.Y. (HOLY SPIRIT PREP (ATLANTA, GA.))

Prior to Little Rock: Brooklyn native that spent two years at Montverde Academy in Florida, leading the Cougars to a state championship ... Played his senior season at Holy Spirit Prep School in Atlanta, averaging 17 points, nine rebounds, three assists and 1.5 blocks ... Two star recruit by Rivals.



SEASON HIGHS

Points: 12, vs. South Alabama (1/12/19)
FGM: 6, vs. South Alabama (1/12/19)
FGA: 9, vs. South Alabama (1/12/19)
3PM: N/A
3PA: 1, at Nevada (11/16/18)
FTM: 4, at Tulsa (11/19/18)
FTA: 5, two times (last at Central Arkansas, 11/28/18)
Reb: 12, at Central Arkansas (11/28/18)
Ast: 3, at Georgetown (12/22/18)
Steals: 2, vs. Troy (1/10/19)
Blocks: 1, seven times (last vs. Troy, 1/10/19)
TO: 3, four times (last vs. South Alabama, 1/12/19)
Minutes: 29, at Central Arkansas (11/28/18)

DATE	OPPONENT	GS	MIN	FG-A	3FG-A	FT-A	O-D-R	PF	A	TO	B	S	PTS
11/8	Southeastern Okla.		12	1-1	0-0	0-2	2-1-3	2	1	0	0	1	2
11/13	at Tennessee State		15	3-5	0-0	3-4	3-1-4	1	1	0	1	1	9
11/16	at Nevada		15	3-8	0-1	1-3	3-3-6	4	0	1	0	1	7
11/19	at Tulsa		7	2-2	0-0	4-5	2-1-3	5	0	2	0	0	8
11/23	Howard		17	1-4	0-0	0-0	2-4-6	4	2	3	0	0	2
11/24	Arkansas-Pine Bluff		10	0-1	0-0	0-2	1-3-4	1	2	1	0	0	0
11/28	at Central Arkansas		29	4-5	0-0	0-5	6-6-12	5	2	3	1	1	8
12/1	Sam Houston State		9	0-0	0-0	0-1	0-2-2	0	2	1	0	1	0
12/4	Bradley		14	2-4	0-0	0-0	0-2-2	4	1	2	1	0	4
12/8	Central Arkansas		13	1-2	0-0	0-0	2-2-4	3	1	2	0	0	2
12/11	Miles College		19	1-3	0-0	0-0	1-5-6	0	1	1	0	0	2
12/19	at Memphis		5	0-1	0-0	0-0	0-0-0	1	0	0	1	1	0
12/22	at Georgetown	*	23	4-5	0-0	2-2	0-4-4	5	3	2	1	1	10
1/3	at ULM	*	26	4-5	0-0	0-3	1-3-4	2	2	1	1	0	8
1/5	at Louisiana	*	22	1-3	0-0	0-0	1-1-2	5	1	3	0	0	2
1/10	Troy	*	25	4-5	0-0	3-4	3-4-7	4	1	1	1	2	11
1/12	South Alabama	*	28	6-9	0-0	0-2	5-2-7	4	2	3	0	0	12
1/17	at Texas State	*	20	1-2	0-0	1-2	1-4-5	5	1	1	0	0	3
1/19	at UT Arlington												
1/24	Coastal Carolina												
1/26	Appalachian State												
2/2	Arkansas State												
2/7	at Troy												
2/9	at South Alabama												
2/14	UT Arlington												
2/16	Texas State												
2/23	at Arkansas State												
2/28	at Georgia Southern												
3/2	at Georgia State												
3/7	Louisiana												
3/9	ULM												

JOHNSON'S CAREER STATISTICS

YEAR	GP	GS	Min.	Avg.	FG	A	Pct.	3FG	A	Pct.	FT	A	Pct.	Off.	Def.	Tot.	Avg.	PF	DQ	A	TO	Blk	Stl	Pts	Avg.
2018-19	18	6	309	17.2	38	65	.585	0	1	.000	14	35	.400	33	48	81	4.5	55	5	23	27	7	9	90	5.0
TOTAL	18	6	309	17.2	38	65	.585	0	1	.000	14	35	.400	33	48	81	4.5	55	5	23	27	7	9	90	5.0



DANI KOLJANIN

GRADUATE | FORWARD | 6-8 | 220 | PULA, CROATIA (MARSHALL)

Prior to Little Rock: Spent one season at Marshall, playing in 21 games with seven starts for the Thundering Herd ... Averaged 12.1 minutes per game, averaging 2.4 points and 1.7 rebounds while shooting 36.7 percent from the floor ... Spent two seasons at Monroe College in New Rochelle, New York ... Named an honorable mention All-American in 2017 after averaging 13.7 points and 6.5 rebounds per game with five double-doubles.

SEASON HIGHS

Points: 9, vs. Miles College (12/11/18)
FGM: 3, three times (last vs Miles College, 12/11/18)
FGA: 7, at Central Arkansas (11/28/18)
3PM: 2, two times (last vs. Miles College, 12/11/18)
3PA: 5, at Central Arkansas (11/28/18)
FTM: 2, two times (last at Texas State, 1/17/19)
FTA: 2, six times (last at Texas State, 1/17/19)
Reb: 5, vs. Sam Houston State (12/1/18)
Ast: 1, at Central Arkansas (11/28/18)
Steals: 2, at Texas State (1/17/19)
Blocks: 1, two times (last vs. Miles College, 12/11/18)
TO: 1, two times (last vs. Sam Houston St., 12/1/18)
Minutes: 31, at Central Arkansas (11/28/18)

DATE	OPPONENT	GS	MIN	FG-A	3FG-A	FT-A	O-D-R	PF	A	TO	B	S	PTS
11/8	Southeastern Okla.		3	0-0	0-0	0-0	0-0-0	0	0	0	0	0	0
11/13	at Tennessee State		14	3-5	0-0	2-2	3-1-4	1	0	0	0	0	8
11/16	at Nevada		8	0-2	0-2	0-2	0-0-0	1	0	0	0	0	0
11/19	at Tulsa		1	0-0	0-0	0-0	0-0-0	1	0	0	0	0	0
11/23	Howard		3	0-0	0-0	0-0	0-2-2	0	0	0	0	0	0
11/24	Arkansas-Pine Bluff		13	3-5	2-4	0-0	0-3-3	0	0	0	0	0	8
11/28	at Central Arkansas		31	2-7	1-5	1-2	2-2-4	1	1	1	1	0	6
12/1	Sam Houston State		26	1-6	0-3	1-2	3-2-5	0	0	1	0	0	3
12/4	Bradley		6	0-2	0-1	0-0	0-1-1	0	0	0	0	0	0
12/8	Central Arkansas						DID NOT PLAY						
12/11	Miles College		20	3-6	2-4	1-2	0-1-1	1	0	0	1	0	9
12/19	at Memphis						DID NOT PLAY						
12/22	at Georgetown		18	1-3	0-0	0-0	0-1-1	1	0	0	0	0	2
1/3	at ULM		5	0-1	0-1	0-0	0-0-0	0	0	0	0	0	0
1/5	at Louisiana		4	0-0	0-0	0-0	0-1-1	0	0	0	0	0	0
1/10	Troy						DID NOT PLAY						
1/12	South Alabama		3	0-0	0-0	0-0	0-0-0	0	0	0	0	0	0
1/17	at Texas State		16	1-4	0-2	2-2	1-2-3	0	0	0	0	2	4
1/19	at UT Arlington												
1/24	Coastal Carolina												
1/26	Appalachian State												
2/2	Arkansas State												
2/7	at Troy												
2/9	at South Alabama												
2/14	UT Arlington												
2/16	Texas State												
2/23	at Arkansas State												
2/28	at Georgia Southern												
3/2	at Georgia State												
3/7	Louisiana												
3/9	ULM												

KOLJANIN'S CAREER STATISTICS

YEAR	GP	GS	Min.	Avg.	FG	A	Pct.	3FG	A	Pct.	FT	A	Pct.	Off.	Def.	Tot.	Avg.	PF	DQ	A	TO	Blk	Stl	Pts	Avg.
2018-19	15	0	171	11.4	14	41	.341	5	22	.227	7	12	.583	9	16	25	1.7	6	0	1	2	2	2	40	2.7
TOTAL	15	0	171	11.4	14	41	.341	5	22	.227	7	12	.583	9	16	25	1.7	6	0	1	2	2	2	40	2.7



HORACE WYATT JR.

FRESHMAN | FORWARD | 6-7 | 170 | ATLANTA, GA. (MAYS H.S.)

Prior to Little Rock: Played for Mays High School in Atlanta, leading the Raiders to a playoff appearance as a senior ... Averaged 17 points, eight rebounds and eight assists during his prep career.

SEASON HIGHS

Points: 16, vs. Central Arkansas (12/8/18)
FGM: 5, vs. Central Arkansas (12/8/18)
FGA: 7, vs. Central Arkansas (12/8/18)
3PM: 1, two times (last vs. Bradley, 12/4/18)
3PA: 2, vs. Arkansas-Pine Bluff (11/24/18)
FTM: 6, vs. Central Arkansas (12/8/18)
FTA: 6, two times (last vs. Central Arkansas, 12/8/18)
Reb: 4, vs. Miles College (12/11/18)
Ast: 2, vs. Central Arkansas (12/8/18)
Steals: 2, vs. Central Arkansas (12/8/18)
Blocks: 2, vs. Miles College (12/11/18)
TO: 2, three times (last at Georgetown, 12/22/18)
Minutes: 37, vs. Central Arkansas (12/8/18)

DATE	OPPONENT	GS	MIN	FG-A	3FG-A	FT-A	O-D-R	PF	A	TO	B	S	PTS
11/8	Southeastern Okla.		8	1-2	0-1	0-0	0-0-0	0	0	0	0	0	2
11/13	at Tennessee State		3	0-0	0-0	0-0	0-1-1	0	0	0	0	0	0
11/16	at Nevada		6	1-1	1-1	0-0	0-1-1	1	1	0	0	0	3
11/19	at Tulsa		2	0-0	0-0	0-0	0-0-0	0	0	0	0	0	0
11/23	Howard	*	22	0-2	0-0	0-0	0-2-2	0	1	2	0	0	0
11/24	Arkansas-Pine Bluff	*	24	1-4	0-2	0-0	1-0-1	2	1	1	0	0	2
11/28	at Central Arkansas	*	10	0-0	0-0	1-2	0-0-0	0	0	0	0	0	1
12/1	Sam Houston State	*	16	1-3	0-0	0-0	0-3-3	3	1	0	1	0	2
12/4	Bradley	*	18	2-2	1-1	1-6	1-2-3	3	1	1	0	1	6
12/8	Central Arkansas	*	37	5-7	0-1	6-6	0-1-1	3	2	2	0	2	16
12/11	Miles College	*	25	2-4	0-0	2-2	0-4-4	3	1	1	2	0	6
12/19	at Memphis	*	1	0-0	0-0	0-0	0-0-0	0	0	0	0	0	0
12/22	at Georgetown	*	15	0-1	0-0	0-0	1-0-1	3	1	2	0	1	0
1/3	at ULM	*	8	0-2	0-0	0-0	0-1-1	1	0	1	1	0	0
1/5	at Louisiana	*	18	0-2	0-0	0-0	0-1-1	2	1	0	0	0	0
1/10	Troy	*	5	0-0	0-0	0-0-0	0-1-1	1	0	0	0	0	0
1/12	South Alabama	*	12	1-1	0-0	2-2	0-0-0	2	0	1	0	0	4
1/17	at Texas State	*	9	1-2	0-0	0-0	0-0-0	3	0	1	0	0	2
1/19	at UT Arlington												
1/24	Coastal Carolina												
1/26	Appalachian State												
2/2	Arkansas State												
2/7	at Troy												
2/9	at South Alabama												
2/14	UT Arlington												
2/16	Texas State												
2/23	at Arkansas State												
2/28	at Georgia Southern												
3/2	at Georgia State												
3/7	Louisiana												
3/9	ULM												

WYATT'S CAREER STATISTICS

YEAR	GP	GS	Min.	Avg.	FG	A	Pct.	3FG	A	Pct.	FT	A	Pct.	Off.	Def.	Tot.	Avg.	PF	DQ	A	TO	Blk	Stl	Pts	Avg.
2018-19	18	14	238	13.2	15	33	.455	2	6	.333	12	18	.667	3	17	20	1.1	26	0	10	12	4	4	44	2.4
TOTAL	18	14	238	13.2	15	33	.455	2	6	.333	12	18	.667	3	17	20	1.1	26	0	10	12	4	4	44	2.4



KRIS BANKSTON

SOPHOMORE | FORWARD | 6-8 | 194 | DEWITT, ARK. (J.A. FAIR H.S.)

2017-18 (Freshman): Played in 30 games with 15 starts as a true freshman ... Averaged 4.0 points, 4.0 rebounds and 1.0 blocks in 15.0 minutes per game ... Ranked second on the team in field goal percentage at 62.3% (48-of-77) ... Scored in double figures three times on the season, led by a season-high 14 points against Texas State (Jan. 13) and at Louisiana (Mar. 3) ... Recorded 10 points in the win at Arkansas State (Feb. 17) ... Posted nine points against Appalachian State in the Sun Belt first round (Mar. 7) ... Ranked second on the team with 119 total rebounds, finishing with a season-high nine on three occasions - at Georgia State (Jan. 4), against Texas State (Jan. 13) and at Appalachian State (Jan. 25) ... Led Little Rock in blocked shots with 30 ... Blocked a season-high three shots on four occasions, including a three-game stretch against Texas State (Jan. 13), against Arkansas State (Jan. 20) and at Appalachian State (Jan. 25) ... Also swatted three attempts at Louisiana (Mar. 3) ... Shot 50% or higher from the floor in 18 games ... Made his first collegiate start at Georgia Southern (Jan. 6).

SEASON HIGHS

Points:	20, vs. Central Arkansas (12/8/18)
FGM:	8, vs. Central Arkansas (12/8/18)
FGA:	10, vs. Central Arkansas (12/8/18)
3PM:	N/A
3PA:	N/A
FTM:	4, two times (last vs. Central Arkansas, 12/8/18)
FTA:	7, vs. Southeastern Oklahoma State (11/8/18)
Reb:	11, vs. Miles College (12/11/18)
Ast:	3, two times (last vs. Miles College, 12/11/18)
Steals:	2, four times (last vs. Troy, 1/10/19)
Blocks:	3, two times (last vs. Miles College, 12/11/18)
TO:	3, at Louisiana (1/5/19)
Minutes:	34, two times (last vs. Bradley, 12/4/18)

CAREER HIGHS

Points:	20, vs. Central Arkansas (12/8/18)
FGM:	8, vs. Central Arkansas (12/8/18)
FGA:	10, vs. Central Arkansas (12/8/18)
3PM:	N/A
3PA:	N/A
FTM:	4, two times (last vs. Central Arkansas, 12/8/18)
FTA:	7, vs. Southeastern Oklahoma State (11/8/18)
Reb:	9, four times (last vs. Ark.-Pine Bluff, 11/24/18)
Ast:	4, vs. Texas State (1/13/18)
Steals:	2, six times (last vs. Troy, 1/10/19)
Blocks:	3, four times (last at Tennessee State, 11/13/18)
TO:	4, at Bradley (12/13/17)
Minutes:	34, three times (last vs. Bradley, 12/4/18)

DATE	OPPONENT	GS	MIN	FG-A	3FG-A	FT-A	O-D-R	PF	A	TO	B	S	PTS
11/8	Southeastern Okla.	*	34	7-8	0-0	4-7	3-5-8	4	1	1	2	2	18
11/13	at Tennessee State	*	26	6-7	0-0	2-4	1-7-8	2	0	2	3	1	14
11/16	at Nevada	*	9	0-0	0-0	0-0	0-0-0	5	2	1	0	2	0
11/19	at Tulsa	*	23	5-6	0-0	0-4	1-4-5	5	2	1	1	2	10
11/23	Howard	*	16	2-2	0-0	0-1	0-2-2	3	1	1	0	1	4
11/24	Arkansas-Pine Bluff	*	23	6-7	0-0	0-0	1-8-9	4	0	1	1	1	12
11/28	at Central Arkansas	*	14	4-4	0-0	0-0	2-4-6	5	0	2	0	1	8
12/1	Sam Houston State	*	28	3-4	0-0	3-4	1-3-4	1	1	0	1	0	9
12/4	Bradley	*	34	5-7	0-0	1-2	2-6-8	2	3	2	1	1	8
12/8	Central Arkansas	*	33	8-10	0-0	4-5	0-1-1	3	0	1	1	1	20
12/11	Miles College	*	21	4-4	0-0	0-0	3-8-11	1	3	0	3	0	8
12/19	at Memphis	*	20	5-6	0-0	1-6	1-2-3	4	1	1	2	1	11
12/22	at Georgetown		17	3-3	0-0	0-1	1-3-4	5	0	1	1	0	6
1/3	at ULM		7	1-1	0-0	0-0	0-1-1	1	0	1	0	0	2
1/5	at Louisiana		25	0-0	0-0	0-2	0-0-0	4	1	3	1	0	0
1/10	Troy	*	16	1-3	0-0	0-2	3-6-9	2	0	1	0	2	2
1/12	South Alabama		19	2-2	0-0	2-4	2-1-3	3	2	1	1	0	6
1/17	at Texas State		13	2-3	0-0	2-2	0-1-1	4	0	3	1	1	6
1/19	at UT Arlington												
1/24	Coastal Carolina												
1/26	Appalachian State												
2/2	Arkansas State												
2/7	at Troy												
2/9	at South Alabama												
2/14	UT Arlington												
2/16	Texas State												
2/23	at Arkansas State												
2/28	at Georgia Southern												
3/2	at Georgia State												
3/7	Louisiana												
3/9	ULM												

BANKSTON'S CAREER STATISTICS

YEAR	GP	GS	Min.	Avg.	FG	A	Pct.	3FG	A	Pct.	FT	A	Pct.	Off.	Def.	Tot.	Avg.	PF	DQ	A	TO	Blk	Stl	Pts	Avg.
2017-18	30	15	450	15.0	48	77	.623	0	1	.000	25	55	.455	33	86	119	4.0	67	2	16	26	30	8	121	4.0
2018-19	18	13	378	21.0	64	77	.831	0	0	.000	19	44	.432	21	62	83	4.6	58	4	17	23	19	16	147	8.2
TOTAL	48	28	828	17.3	112	154	.727	0	1	.000	44	99	.444	54	148	202	4.2	125	6	33	49	49	24	268	5.6

NIKOLA MARIC

FRESHMAN | FORWARD | 6-10 | 245 | TREBINJE, BOSNIA (JOVENTUD BADALONA)

Prior to Little Rock: Competed with Joventud Badalona in Spain during high school years ... Member of Bosnia-Herzegovina U-18 national team ... Competed at 2016 European U-18 Championship ... Played for MoraBanc Andorra of the Turkish Airlines EuroLeague.



55

SEASON HIGHS

Points: 27, at Georgetown (12/22/18)**FGM:** 8, at Georgetown (12/22/18)**FGA:** 11, two times (last at Memphis, 12/19/18)**3PM:** 2, at Georgetown (12/22/18)**3PA:** 2, three times (last vs. Troy, 1/10/19)**FTM:** 9, two times (last at Georgetown, 12/22/18)**FTA:** 12, at Georgetown (12/22/18)**Reb:** 12, vs. Arkansas-Pine Bluff (11/24/18)**Ast:** 8, at ULM (1/3/19)**Steals:** 1, four times (last at Memphis, 12/19/18)**Blocks:** 3, vs. Arkansas-Pine Bluff (11/24/18)**TO:** 7, two times (last at ULM, 1/3/19)**Minutes:** 36, at Georgetown (12/22/18)

DATE	OPPONENT	GS	MIN	FG-A	3FG-A	FT-A	O-D-R	PF	A	TO	B	S	PTS
11/8	Southeastern Okla.	*	14	3-5	0-1	0-0	0-2-2	0	2	1	1	0	6
11/13	at Tennessee State	*	16	4-5	1-2	3-6	0-1-1	5	2	3	0	1	12
11/16	at Nevada	*	14	1-4	1-1	0-1	0-2-2	5	2	2	0	0	3
11/19	at Tulsa	*	15	4-7	0-0	4-6	2-3-5	5	0	3	1	0	12
11/23	Howard	*	21	4-4	0-0	9-10	0-1-1	1	0	4	2	0	17
11/24	Arkansas-Pine Bluff	*	34	6-10	0-0	8-11	5-7-12	4	1	5	3	0	20
11/28	at Central Arkansas	*	7	0-2	0-0	1-2	1-0-1	4	0	2	0	1	1
12/1	Sam Houston State	*	16	0-2	0-1	1-2	1-0-1	4	3	4	0	0	1
12/4	Bradley	*	24	5-9	1-1	0-2	4-5-9	4	2	4	1	0	11
12/8	Central Arkansas	*	33	5-7	0-0	1-1	2-4-6	3	1	5	0	1	11
12/11	Miles College	*	25	6-11	0-0	4-5	1-2-3	1	3	2	0	0	16
12/19	at Memphis	*	26	6-11	1-1	1-5	2-1-3	5	3	1	0	1	14
12/22	at Georgetown	*	36	8-10	2-2	9-12	0-8-8	5	1	7	1	0	27
1/3	at ULM	*	35	4-7	0-1	4-6	3-3-6	1	8	7	2	0	12
1/5	at Louisiana	*	26	1-5	1-2	0-0	0-3-3	5	2	6	1	0	3
1/10	Troy		13	4-9	1-2	0-0	1-1-2	4	1	3	0	0	9
1/12	South Alabama	*	20	3-4	1-1	7-9	0-1-1	3	2	4	0	0	14
1/17	at Texas State	*	6	1-2	0-1	0-0	0-0-0	3	2	2	0	0	2
1/19	at UT Arlington												
1/24	Coastal Carolina												
1/26	Appalachian State												
2/2	Arkansas State												
2/7	at Troy												
2/9	at South Alabama												
2/14	UT Arlington												
2/16	Texas State												
2/23	at Arkansas State												
2/28	at Georgia Southern												
3/2	at Georgia State												
3/7	Louisiana												
3/9	ULM												

MARIC'S CAREER STATISTICS

YEAR	GP	GS	Min.	Avg.	FG	A	Pct.	3FG	A	Pct.	FT	A	Pct.	Off.	Def.	Tot.	Avg.	PF	DQ	A	TO	Blk	Stl	Pts	Avg.
2018-19	18	17	381	21.2	65	114	.570	9	16	.563	52	78	.667	22	44	66	3.7	62	6	35	65	12	4	191	10.6
TOTAL	18	17	381	21.2	65	114	.570	9	16	.563	52	78	.667	22	44	66	3.7	62	6	35	65	12	4	191	10.6