

2015-16 MEN'S BASKETBALL RECORD BOOK

# TROJANS



#LittleRocksTeam

LRTrojans.com



LRTrojans



@LRTrojans

TABLE OF CONTENTS

Table of Contents/Quick Facts.....1
Media Information .....2
Little Rock Department of Athletics .....3
2015-16 Schedule.....4
2015-16 Roster .....5
Sun Belt Conference .....6-7
Head Coach Chris Beard.....8-9
Associate Head Coach Wes Flanigan..... 10
Assistant Coach Brian Burg ..... 11
Assistant Coach Mark Adams ..... 12
Director of Player Development Ted Crass ..... 13
Director of Basketball Ops. Max Lefevre ..... 14
Video Coordinator Jon Trilli ..... 15
Dir. of Athletic Performance John Barron ..... 16
Head Athletic Trainer Michael Neal ..... 17
Trojans In The Pros ..... 18
Josh Hagins.....20-21
Roger Woods.....22-23
Stetson Billings.....24-25
Maurius Hill.....26-27
Mareik Isom .....28-29
Kemy Osse.....30-31
Thomas Brandsma ..... 32
Daniel Green ..... 32
Jermaine Ruttley .....33
Jalen Jackson ..... 33
Marcus Johnson Jr.....34
Evan Moorman.....34
Lis Shoshi.....35
Dayshawn Watkins.....35
Oliver Black.....36
Deondre Burns .....36
Ben Marcus .....37

2014-15 SEASON REVIEW

Season Stats ..... 38
Game-By-Game Leaders ..... 39
Game-By-Game Comparison ..... 40
Points-Rebounds-Assists ..... 41
Specialty Stats/Starters ..... 42

LITTLE ROCK RECORD BOOK

Award Winners .....43
Game Records.....44
Jack Stephens Center Records.....45
Season/Career Records .....46-59
Team Year-by-Year Stats .....60-61
1,000-Point Club .....62-64
All-Time Lettermen .....65-68
Coaching History .....69-70
Division I Yearly Recaps .....71-89
Year-By-Year Results.....90-98
All-Time Series Records .....99
Series vs. 2015-16 Opponents .....100-101
Radio/Television Chart .....102



GENERAL

School:..... University of Arkansas at Little Rock
Athletic Department: .....Little Rock
City/Zip: ..... Little Rock, Ark., 72204
Founded: .....1927
Enrollment: ..... 11,848
Nickname: .....Trojans
School Colors: .....Maroon, Silver
Arena/Gym Name: .....Jack Stephens Center
Capacity: .....5,600
Affiliation: ..... NCAA Division I
Conference: .....Sun Belt
Chancellor: .....Dr. Joel E. Anderson
Alma Mater (Year): .....Harding College ('64)
Director of Athletics: .....Chasse Conque
Alma Mater (Year): .....UCA ('06), UALR ('08)
Interim SWA: .....Amy Burgess
Athletic Dept. Phone: .....501.569.3167
Athletics Website:..... LRTrojans.com

COACHING STAFF

Head Coach: .....Chris Beard
Alma Mater (Year): .....Texas ('95), ACU ('98)
Years At LR: ..... 1st Season
Career Record (All Divisions): ..... 141-45 (Six)
Career Record (Division II):.....66-25 (Three)
Associate Head Coach: .....Wes Flanigan
Alma Mater (Year): ..... Auburn ('97)
Years At LR: ..... 1st Season
Assistant Coach: .....Brian Burg
Alma Mater (Year): .....Mount Mercy ('03)
Years At LR: ..... 1st Season
Assistant Coach: ..... Mark Adams
Alma Mater (Year): .....Texas Tech ('79)
Years At LR: ..... 1st Season
Director of Player Development: .....Ted Crass
Alma Mater (Year): .....UALR ('13)
Years at LR:..... 3rd Season
Administrative Secretary:..... TBA
Basketball Office Phone: .....501.569.3304
Basketball Office Fax: .....501.569.3463
Athletic Trainer: .....Michael Neal

TEAM INFORMATION

2014-15 Overall Record: ..... 13-18
Conference Record/Finish: .....8-12 (7th)
Starters Returning/Lost: ..... 1/4
Letterwinners Returning/Lost: .....4/8
Newcomers:.....10
Redshirt Players Returning/Lost: .....3/0
Sun Belt Honorees Returning/Lost: ..... 1/0

HISTORY

First Year of Basketball: ..... 1930-31
First Year of Division I Basketball:..... 1978-79
Overall All-Time Record: .....944-978 (.491)
Overall Division I Record: .....615-485 (.559)
Overall Sun Belt Record: .....209-193 (.520)
No. Years in NCAA Tournament: .....4
Last Appearance: .....2011
Last Opponent (Result):..... UNC Asheville
L, 77-81 [ot] (3/15/11)
No. Years in NIT: .....3
Last Appearance:..... 1995-96
Last Opponent (Result):..... Vanderbilt (L, 80-86)

ATHLETIC COMMUNICATIONS


Assistant A.D. (MBB): .....Patrick Newton
Email: ..... pcnewton@ualr.edu
Office Phone: ..... (501) 569-3449
Associate Director: ..... Evan Drexler
Email: ..... esdrexler@ualr.edu
Assistant: .....Tyler Morrison
Email: .....jtmmorrison@ualr.edu
Press Row Phone: ..... (501) 683-7004
SID Fax: ..... (501) 683-7002
SID Mailing Address: ..... 2801 S. University Ave.
Jack Stephens Center, RM 226
Little Rock, AR 72204

RADIO INFORMATION

Station: .....KKPT 94.1 FM
Website: .....KKPT.com
Address:..... 2400 Cottondale Lane
..... Little Rock, Ark. 72202
Phone:..... (501) 661-1037
Play-by-Play: ..... Ray Tucker
Program Director:..... Justin Aciri

### LITTLE ROCK RADIO

This season, Trojan fans can follow all the excitement of Little Rock men's basketball on **The Point 94.1 FM**. Little Rock's games can be heard online at [KKPT.com](http://KKPT.com).



Ray Tucker will once again handle play-by-play duties for all Little Rock basketball games and will be joined by Bobby Vint.

This will be Tucker's 15th year doing play-by-play for Little Rock's broadcasts, and his 31st year covering the Trojans through the radio, coaches television show or as the team's beat reporter. In total, he brings with him more than 40 years of experience in the broadcasting business.

He has also worked on the football broadcasts at Oklahoma State, Memphis and Arkansas.

Currently, he hosts "Ray Tucker's Arkansas Outdoors ... It's a Natural" on 103.7 The Buzz and is in his 18th year as host of Arkansas' No. 1 sports call-in show, "Drive Time Sports." He previously served as Executive Director of the Arkansas Sports Hall of Fame for 16 years.

Tucker was sports director at KTHV-Channel 11 for 15 years, and has won numerous awards for his broadcast and play-by-play work. A native of Helena, Ark., Tucker attended the University of Central Arkansas.



Vint played basketball at the University of Arkansas from 1966-70 before beginning a coaching career that took him all over the southern region of the United States. He started at Arkansas under head coach Lanny Van Eman and would go on to enjoy stints at Lamar, Texas A&M and Westark College in Fort Smith.

His coaching experience at the prep level includes stops at Arkansas high schools in Lincoln, Russellville, Westfork, Mulberry and Mansfield.

### PRIMARY MEDIA

#### PRINT

Arkansas Democrat-Gazette  
[arkansasonline.com](http://arkansasonline.com)  
Troy Schulte, Little Rock beat  
[tschulte@arkansasonline.com](mailto:tschulte@arkansasonline.com)  
(p) 378-3411; (f) 375-4521

Arkansas News Bureau  
[arkansasnews.com](http://arkansasnews.com)  
Robbie Neiswanger, Sports Editor  
[rneiswanger@arkansasnews.com](mailto:rneiswanger@arkansasnews.com)  
(p) 374-0699; (f) 374-0860

Associated Press  
Kurt Voigt, Fayetteville desk  
[kvoigt@ap.org](mailto:kvoigt@ap.org)  
(p) 225-3668; (f) 225-3249

UALR Forum  
Maggie Rogers, Sports Editor  
[mjrogers1@ualr.edu](mailto:mjrogers1@ualr.edu)  
[ualr.edu/forum/](http://ualr.edu/forum/)  
(p) 569-3265

#### TELEVISION

KTHV-TV (CBS, Channel 11)  
[thv11.com](http://thv11.com)  
Mary Dunleavy, Sports Director

[mdunleavy@thv11.com](mailto:mdunleavy@thv11.com)  
Hayden Balgavy, Sports Reporter  
[hbalgavy@thv11.com](mailto:hbalgavy@thv11.com)  
(p) 244-4572; (f) 376-1645

KLRT-TV (FOX, Channel 16)  
[fox16.com](http://fox16.com)  
Wess Moore, Sports Director  
[wmoore@fox16.com](mailto:wmoore@fox16.com)  
Chase Shannon, Sports Reporter  
[cshannon@fox16.com](mailto:cshannon@fox16.com)  
(p) 217-4257; (f) 227-0855

KATV-TV (ABC, Channel 7)  
[katv.com](http://katv.com)  
Steve Sullivan, Sports Director  
[sully@katv.com](mailto:sully@katv.com)  
Kyle Deckelbaum, Sports Reporter  
[kdeckelbaum@sbgvtv.com](mailto:kdeckelbaum@sbgvtv.com)  
(p) 324-7544; (f) 324-7852

#### RADIO

KKPT 92.1 FM - THE POINT  
[KKPT.com](http://KKPT.com)  
Justin Acri, Program Director  
[justin@1037thebuzz.com](mailto:justin@1037thebuzz.com)  
(p) 661-1037; (f) 664-8571

### MEDIA POLICIES

#### GETTING TO THE JACK STEPHENS CENTER

From I-30 — Take Exit #139B onto I-630 West and go five miles to Exit #5B/ South University Ave. Go south on University Avenue until you reach 28th St. Make a left on 28th St. and then take the third left into the main arena parking lot. Media members will be issued parking passes upon request.

#### CREDENTIALS

All media attending Little Rock home games must wear press credentials at all times. Requests for credentials must be made at least 24 hours in advance to the Athletic Communications Office by phone, e-mail, mail or fax on company letterhead. Little Rock reserves the right to refuse any credential request deemed not to be in the best interest of the University.

#### PRESS ROW

All working media will sit at the press table on the south side of the Jack Stephens Center and at auxiliary press seating opposite the press table on the mezzanine level. All seats in both sections of press seating will be assigned and a seating chart will be posted in the media room. Pre-game notes and statistics will be available prior to the game in the media work room. Quick stats will also be available during time outs and at halftime. Full statistical books will be available following the game.

#### INTERNET ACCESS

Working media will have the ability to connect to the Jack Stephens Center's Guest Media wireless network in the main arena bowl. Media members can also gain internet access in the media work room using either the high-speed lines provided or a wireless connection.

#### PHOTOGRAPHY

All photographers must work from designated end zone areas in the arena. Credential requests must be made at least 24 hours in advance to the Athletics Communications Office.

#### PRACTICES

Little Rock basketball practices take place at the Jack Stephens Center. Practices are generally open to the media, but in some instances the coaching staff will close all or parts of practice. Please contact Patrick Newton at (501) 569-3449 if you plan on attending practice.

#### VISITING RADIO

The designated station of the visiting team will be provided two courtesy telephone lines and one ethernet line on the mezzanine level in section 103 on the south side (opposite the team benches) of the Jack Stephens Center. Any additional phone lines are the responsibility of the radio station. Any other station wishing to broadcast a Little Rock game will be subject to an origination fee.

#### HOSPITALITY

Light snacks and soft drinks are available before the game for all media in the media work room, located in the east end of the arena. A media credential is required for entrance to the work room.

#### PLAYER INTERVIEWS

Interviews with Little Rock players must be arranged at least 24 hours in advance through Patrick Newton. Interviews will be scheduled before or after practice, which typically begins at 2 p.m. On game days, interviews will not be available until after the game. The Little Rock locker room will be closed at all times.

#### COACHES INTERVIEWS

Interviews with coach Chris Beard and other members of the coaching staff should be arranged through Patrick Newton by calling (501) 569-3449.

#### POSTGAME INTERVIEWS

The Little Rock locker room is closed to all members of the working media. Players are available in the interview room or courtside following an NCAA mandated cooling-off period.



**Chasse Conque**  
Director of Athletics

# LITTLE ROCK

---

## ATHLETICS

### ATHLETIC ADMINISTRATION

Name	Position	Email	Phone
Chasse Conque	Director of Athletics	cskonque@ualr.edu	569.3167
Gary Hogan	Sr. Associate A.D./Corporate Relations and Special Projects	tlcampbell@ualr.edu	569.3307
Richard Turner	Sr. Associate A.D./Compliance and Student Support	crtturner@ualr.edu	569.3322
George Lee	Sr. Associate A.D./Chief Financial Officer	glllee@ualr.edu	569.8264
Amy Burgess	Senior Woman Administrator/Head Swimming Coach	amburgess1@ualr.edu	683.7312
John Evans	Associate A.D./Facilities and Events	jmevans@ualr.edu	569.3077
Travis Whipple	Assistant A.D./External Operations	tmwhipple@ualr.edu	569.3382
Sheena Howell	Director of Athletic Development	smhowell1@ualr.edu	569.3393
John Dippel	Director of Ticketing	jedippel@ualr.edu	565.8257
Dr. Jan Dannaway	Academic Advisor	jcdannaway@ualr.edu	569.3448
Tangie Jones	Program Coordinator	tlcampbell@ualr.edu	569.3167
Devan Maki	Marketing Sales Assistant	djmaki@ualr.edu	683.6440
Sam Wheeler	Marketing Assistant	sdwheeler@ualr.edu	569.8310
Sara Beth Leader	Dance Team Coach and Choreographer	sewyatt@ualr.edu	

### ATHLETIC COMMUNICATIONS

Name	Position	Email	Phone
Patrick Newton	Assistant A.D./Communications	pcnewton@ualr.edu	569.3449
Evan Drexler	Associate Director	esdrexler@ualr.edu	569.3403
Tyler Morrison	Assistant	jtmorrison@ualr.edu	683.7003

### ATHLETIC PERFORMANCE

Name	Position	Email	Phone
John Barron	Director of Athletic Performance	jwbarron@ualr.edu	569.3396
John Perry	Graduate Assistant	jtperry@ualr.edu	569.3396
Tyler Raborn	Graduate Assistant	tdraborn@ualr.edu	569.3396

### ATHLETIC TRAINING

Name	Position	Email	Phone
Michael Neal	Head Athletic Trainer	mcneal@ualr.edu	569.3394
Stephanie Ames	Assistant Athletic Trainer	smames@ualr.edu	569.3445
Tony Meyers	Assistant Athletic Trainer	almeyers@ualr.edu	569.3340
Jacob Hoy	Graduate Assistant	jhhoy@ualr.edu	569.3340

**2015-16 SCHEDULE**

DATE	OPPONENT	LOCATION	TIME	SERIES
<b>NOVEMBER</b>				
<b>14 (Sat.)</b>	<b>Central Baptist</b>	<b>Jack Stephens Center</b>	<b>3 PM</b>	<b>First Meeting</b>
<b>18 (Wed.)</b>	<b>Centenary</b>	<b>Jack Stephens Center</b>	<b>5:15 PM</b>	<b>Little Rock leads 24-12</b>
21 (Sat.)	at San Diego State	San Diego, Calif.	TBA	First Meeting
26 (Thurs.)	vs. East Carolina (1)	Las Vegas, Nevada	1 PM	First Meeting
28 (Sat.)	at Tulsa	Tulsa, Okla.	3 PM	Tulsa leads 5-3
<b>DECEMBER</b>				
<b>1 (Tues.)</b>	<b>Central Arkansas</b>	<b>Jack Stephens Center</b>	<b>7 PM</b>	<b>Central Arkansas leads 23-8</b>
5 (Sat.)	at Idaho	Moscow, Idaho	7 PM	Idaho leads 1-0
12 (Sat.)	at DePaul	Chicago, Ill.	9 PM	First Meeting
16 (Wed.)	at Central Arkansas	Conway, Ark.	7 PM	Central Arkansas leads 23-8
<b>20 (Sun.)</b>	<b>Northern Arizona</b>	<b>Jack Stephens Center</b>	<b>1 PM</b>	<b>First Meeting</b>
22 (Tues.)	at Texas Tech	Lubbock, Texas	2 PM	Texas Tech leads 3-0
30 (Wed.)	at South Alabama *	Mobile, Ala.	7:05 PM	South Alabama leads 28-16
<b>JANUARY</b>				
2 (Sat.)	at Troy *	Troy, Ala.	4:15 PM	Little Rock leads 9-6
<b>7 (Thurs.)</b>	<b>Louisiana *</b>	<b>Jack Stephens Center</b>	<b>7:15 PM</b>	<b>Louisiana leads 25-18</b>
<b>9 (Sat.)</b>	<b>ULM *</b>	<b>Jack Stephens Center</b>	<b>6 PM</b>	<b>Little Rock leads 14-12</b>
<b>14 (Thurs.)</b>	<b>Appalachian State *</b>	<b>Jack Stephens Center</b>	<b>7:15 PM</b>	<b>Little Rock leads 3-1</b>
18 (Mon.)	at Arkansas State *	Jonesboro, Ark.	7:35 PM	Arkansas State leads 49-32
21 (Thurs.)	at Texas State *	San Marcos, Texas	7:30 PM	Little Rock leads 6-2
23 (Sat.)	at UT Arlington *	Arlington, Texas	7:15 PM	UT Arlington leads 4-1
<b>28 (Thurs.)</b>	<b>Georgia Southern *</b>	<b>Jack Stephens Center</b>	<b>7:15 PM</b>	<b>Georgia Southern leads 16-12</b>
<b>30 (Sat.)</b>	<b>Georgia State *</b>	<b>Jack Stephens Center</b>	<b>6 PM</b>	<b>Little Rock leads 17-4</b>
<b>FEBRUARY</b>				
<b>4 (Thurs.)</b>	<b>Troy *</b>	<b>Jack Stephens Center</b>	<b>7:15 PM</b>	<b>Little Rock leads 9-6</b>
<b>6 (Sat.)</b>	<b>South Alabama *</b>	<b>Jack Stephens Center</b>	<b>6 PM</b>	<b>South Alabama leads 28-16</b>
11 (Thurs.)	at ULM *	Monroe, La.	7 PM	Little Rock leads 14-12
13 (Sat.)	at Louisiana *	Lafayette, La.	4:15 PM	Louisiana leads 25-18
18 (Thurs.)	at Georgia State *	Atlanta, Ga.	6:30 PM	Little Rock leads 17-4
20 (Sat.)	at Georgia Southern *	Statesboro, Ga.	6 PM	Georgia Southern leads 16-12
<b>25 (Thurs.)</b>	<b>UT Arlington *</b>	<b>Jack Stephens Center</b>	<b>7:15 PM</b>	<b>UT Arlington leads 4-1</b>
<b>27 (Sat.)</b>	<b>Texas State *</b>	<b>Jack Stephens Center</b>	<b>6 PM</b>	<b>Little Rock leads 6-2</b>
<b>MARCH</b>				
<b>1 (Tues.)</b>	<b>Arkansas State *</b>	<b>Jack Stephens Center</b>	<b>7:15 PM</b>	<b>Arkansas State leads 49-32</b>
3 (Thurs.)	Appalachian State *	Boone, N.C.	6:30 PM	Little Rock leads 3-1
10-13 (Thurs.-Sun.)	Sun Belt Tournament	New Orleans, La.	TBA	

Home games appear in **BOLD**

(1) Part of Las Vegas Invitational

\* Denotes Sun Belt Conference game

^ Lakefront Arena (New Orleans, La.)

All times are Central and subject to change

**NUMERICAL ROSTER**

NO.	NAME	POS.	HT.	WT.	YR.-EXP.	HOMETOWN (PREVIOUS SCHOOL/HIGH SCHOOL)
0	Roger Woods	F	6-5	230	Sr.-1L	Jackson, Miss. (Mississippi Gulf Coast CC/Provine HS)
1	Jalen Jackson	G/F	6-6	195	Jr.-JC	West Memphis, Ark. (NW Florida State/West Memphis HS)
2	Daniel Green	F	6-10	240	Sr.-TR	Colleyville, Texas (Wake Forest/Grapevine HS)
3	Josh Hagins	G	6-1	180	Sr.-3L	Bossier City, La. (Airline HS)
5	Oliver Black	F	6-9	225	So.-TR	Jackson, Miss. (Mississippi State/IMG Academy)
10	Maurius Hill	F	6-5	220	Jr.-2L	Chicago, Ill. (Homewood-Flossmoor HS)
11	Jermaine Ruttley	G	6-3	200	Sr.-TR	Radcliff, Ky. (Florida A&M/North Hardin HS)
12	Lis Shoshi	F	6-11	210	Jr.-JC	Peje, Kosovo (Howard College)
13	Marcus Johnson Jr.	G	5-11	175	Jr.-JC	Charlotte, N.C. (Hill College/Evelyn Mack Academy)
14	Mareik Isom	G/F	6-9	215	r-Jr.-2L	Austin, Texas (Bowie HS)
15	Stetson Billings	F	6-5	195	r-Jr.-2L	Strong, Ark. (Strong-Huttig HS)
20	Ben Marcus	G/F	6-5	200	r-Fr.-RS	Pine Bluff, Ark. (Watson Chapel HS)
21	Dayshawn Watkins	G	6-0	180	Jr.-TR	North Little Rock, Ark. (Florida State/North Little Rock HS)
22	Thomas Brandsma	F	6-5	200	Sr.-TR	Colleyville, Texas (Angelo State/Colleyville Heritage HS)
23	Kemy Osse	G	6-1	208	r-Jr.-2L	Montreal, Quebec (Archbishop Carroll HS)
24	Evan Moorman	G	6-1	200	Jr.-JC	Memphis, Tenn. (Hill College/White Station HS)
30	Deondre Burns	G	6-2	175	Fr.-HS	Yazoo City, Miss. (Newman Smith HS)

**ALPHABETICAL ROSTER**

NO.	NAME	POS.	HT.	WT.	YR.-EXP.	HOMETOWN (PREVIOUS SCHOOL/HIGH SCHOOL)
15	Stetson Billings	F	6-5	195	r-Jr.-2L	Strong, Ark. (Strong-Huttig HS)
5	Oliver Black	F	6-9	225	So.-TR	Jackson, Miss. (Mississippi State/IMG Academy)
22	Thomas Brandsma	F	6-5	200	Sr.-TR	Colleyville, Texas (Angelo State/Colleyville Heritage HS)
30	Deondre Burns	G	6-2	175	Fr.-HS	Yazoo City, Miss. (Newman Smith HS)
2	Daniel Green	F	6-10	240	Sr.-TR	Colleyville, Texas (Wake Forest/Grapevine HS)
3	Josh Hagins	G	6-1	180	Sr.-3L	Bossier City, La. (Airline HS)
10	Maurius Hill	F	6-5	220	Jr.-2L	Chicago, Ill. (Homewood-Flossmoor HS)
14	Mareik Isom	G/F	6-9	215	r-Jr.-2L	Austin, Texas (Bowie HS)
1	Jalen Jackson	G/F	6-6	195	Jr.-JC	West Memphis, Ark. (NW Florida State/West Memphis HS)
13	Marcus Johnson Jr.	G	5-11	175	Jr.-JC	Charlotte, N.C. (Hill College/Evelyn Mack Academy)
20	Ben Marcus	G/F	6-5	200	r-Fr.-RS	Pine Bluff, Ark. (Watson Chapel HS)
24	Evan Moorman	G	6-1	200	Jr.-JC	Memphis, Tenn. (Hill College/White Station HS)
23	Kemy Osse	G	6-1	208	r-Jr.-2L	Montreal, Quebec (Archbishop Carroll HS)
11	Jermaine Ruttley	G	6-3	200	Sr.-TR	Radcliff, Ky. (Florida A&M/North Hardin HS)
12	Lis Shoshi	F	6-11	210	Jr.-JC	Peje, Kosovo (Howard College)
21	Dayshawn Watkins	G	6-0	180	Jr.-TR	North Little Rock, Ark. (Florida State/North Little Rock HS)
0	Roger Woods	F	6-5	230	Sr.-1L	Jackson, Miss. (Mississippi Gulf Coast CC/Provine HS)

**COACHING STAFF**

- Chris Beard, Head Coach (Texas, 1995; 1st year as head coach)
- Wes Flanigan, Associate Head Coach (Auburn, 1997; 1st year at Little Rock)
- Brian Burg, Assistant Coach (Lake Erie, 2005; 1st year at Little Rock)
- Mark Adams, Assistant Coach (Texas Tech, 1979; 1st year at Little Rock)
- Ted Crass, Director of Player Development (University of Arkansas at Little Rock, 2013; 3rd year at Little Rock)
- Max Lefevre, Director of Basketball Operations (Avila University, 2012; 1st year at Little Rock)
- Jon Trilli, Video Coordinator (Midwestern State, 2011; 1st year at Little Rock)

**PRONUNCIATIONS**

- Deondre Burns ..... dee•ON•dre
- Josh Hagins..... HAY•gins
- Maurius Hill..... MAU•ree•us
- Mareik Isom ..... EYE•sum
- Kemy Osse..... KEM•ee oh•SAY
- Lis Shoshi..... SHOW•shee



Is the Sun Belt Conference a modern-day fixture among the decision-makers in the ever-changing world of college athletics?

Or is the league a long-time innovator, responsible for advancements in many sports that we now take for granted?

Is the Sun Belt home of an alumni base that includes national and international leaders in the areas of government, business and entertainment as well as athletics?

Or is the conference one that has established itself as a national contender in a variety of sports, and one that continues to evolve in ways that directly benefit its institutions and more importantly its student-athletes?

The answer is yes, yes, yes and yes.

The Sun Belt Conference's "Together We Rise" motto isn't just hyperbole. It's proven fact on many different levels, not the least being its place in the hierarchy of collegiate athletics. As the league prepares to celebrate four decades since its founding in 1976, the Sun Belt occupies a "seat at the table" as a permanent part of the NCAA's 24-member Board of Directors. That alone insures that the conference has a voice in determining the future as college sports continues to change and evolve.

Changing and evolving have been hallmarks of the league since its existence. College basketball might be a shadow of its current self had the Sun Belt not led the way in the establishment of the shot clock. The conference also wrote history at the start of the century when it inaugurated football as a league sport – becoming the first already-existing Division I conference to take such action.

The Sun Belt was originally founded to give home to some of the nation's premier mid-major basketball teams, and the league's history is dotted with success in many different men's and women's sports through its history. But when the desire for a higher national profile and the desire of its membership brought about football sponsorship in 2001, the conference was figuratively reborn, and now stands as one of the 10 premier college football leagues in the country.

And, with the recent debut of the College Football Playoff, the Sun Belt is guaranteed universal access based strictly on performance. A worthy football team in the Sun Belt can be in the national championship picture, and the league is a permanent part of the "Group of Five" conferences (joining the American Athletic Conference, the Mountain West Conference, the Mid-American Conference and Conference USA) that will send its

highest-rated champion to a premier Jan. 1 bowl game.

In only 15 years of football, the Sun Belt has earned ties to no fewer than seven bowl games. In addition to the potential of the College Football Playoff, the league has guaranteed spots in the R+L Carriers New Orleans Bowl, the GoDaddy Bowl, the Raycom Media Camellia Bowl and the new Cure Bowl for bowl-eligible teams each and every season. Beginning in 2016, the Sun Belt will also be part of a conference rotation that will send teams to the Popeyes Bahamas Bowl and the Miami Beach Bowl.

No football conference in history has ever boasted as many bowl relationships in its first two decades of existence, but such breakthroughs have been the rule rather than the exception for a league that continues to exceed expectations. Just in the last three seasons, league members have recorded 52 non-conference wins including a record 21 victories outside the league in 2013. The Sun Belt also has a winning record over its fellow "Group of Five" conferences over the past two seasons, and has claimed three bowl victories in those two years.

Gridiron success has grown in the league for several years, but success can also happen overnight. New league member Georgia Southern claimed the Sun Belt football title in its first year in the conference last fall. Appalachian State, another league newbie, rattled off six consecutive wins to close the 2014 football season and finish with a winning 7-5 record. Texas State has finished its two football seasons in the conference as a bowl eligible team, going 6-6 in its inaugural Sun Belt campaign and then 7-5 this past season.

Football, though, is by no means the only hallmark of success for the league. Just this past season, Georgia State knocked off third-seeded Baylor in the NCAA men's basketball tournament and Little Rock defeated sixth-seeded Texas A&M in the women's NCAA tournament. With the league's postseason tournaments headed back to the conference's home city, the "Big Easy" of New Orleans, and a plethora of standouts returning for this season, the league is poised for another successful hoops season.

Baseball and softball continue to put the league in the national spotlight during the spring season, with deep runs into postseason play and high visibility in the national polls becoming a tradition. UL Lafayette's baseball team was the nation's No. 1 team in the final third of the 2014 season and has reached the NCAA Super Regional round each of the past two years, while the UL Lafayette softball team has advanced to the Super Regional three straight years including a trip to the 2014 College World Series.

Many league sports have made statements on the national level, and that is a tribute to the university and athletic administrators that serve both the league institutions and the student-athletes at each school. That this level of success comes at a time of sweeping change in collegiate athletics adds even more to these accomplishments.

With those changes, opportunities for student-athletes to succeed both on and off the field have never been greater, and the Sun Belt is well positioned in the areas of scholarship, student welfare and academic success. During the 2014-15 academic year alone, Sun Belt member institutions awarded nearly \$50 million in scholarship funds to over 3,084 student-athletes while also contributing over \$2 million from the Student Assistance Fund (SAF) to over 1,779 student-athletes.

The league and its institutions rewrite the Sun Belt's record book each year in grade-point averages and academic honors, and member schools' success in the NCAA's APR rankings provide even more proof of the league's academic commitment. In 2015, the conference doubled the number of teams that received NCAA Public Recognition Awards, given to teams that post APR scores in the top 10 percent of their sport, as 14 teams were among the national honorees compared to seven in 2014.

"We have never been as strong as we are now academically and financially, and I believe we are getting stronger all the time athletically," said former Sun Belt Conference president and Troy University chancellor Dr. Jack Hawkins, Jr. recently. "I truly believe the best is yet to come."

The strength of any league lies in its membership, with the Sun Belt's 11-school football membership including Appalachian State, Arkansas State, Georgia Southern, Georgia State, Idaho, UL Lafayette, UL Monroe, New Mexico State, South Alabama, Texas State and Troy. Little Rock and UT Arlington compete in all sports as non-football members while Idaho and New Mexico State are football-only members. Those members give the Sun Belt a mix of the "old" and the "new", with many long-time Sun Belt institutions continuing to have success and a solid corps of conference newcomers ready to make their marks on the league and national levels.

The varied campuses and locations reflect another league strength – its diversity. The mix of regions and regional cultures provide a rare opportunity for the league's student-athletes to experience many environments. But those same student-athletes can also experience that without leaving their own campuses.

For every All-Pro linebacker DeMarcus Ware (Troy) and Walter Payton NFL Man of the Year Charles Tillman (UL Lafayette), and for every World Series MVP David Freese (South Alabama) coming from Sun Belt campuses, there are also U.S. presidents (Lyndon Johnson, Texas State), business icons (Chick-fil-a president Daniel Cathy, Georgia Southern), nationally-known entertainers (Tim McGraw, UL Monroe, and Ludacris, Georgia State), and there is royalty (Miss America Debbye Turner, Arkansas State).

These proud alumni, as well as the thousands of student-athletes and staff members at all of its institutions, are proof that the Sun Belt Conference continues to gain stature and provide the promise of future success with every sunrise. "Together We Rise" has never been more appropriate.



# SUN BELT™ CONFERENCE

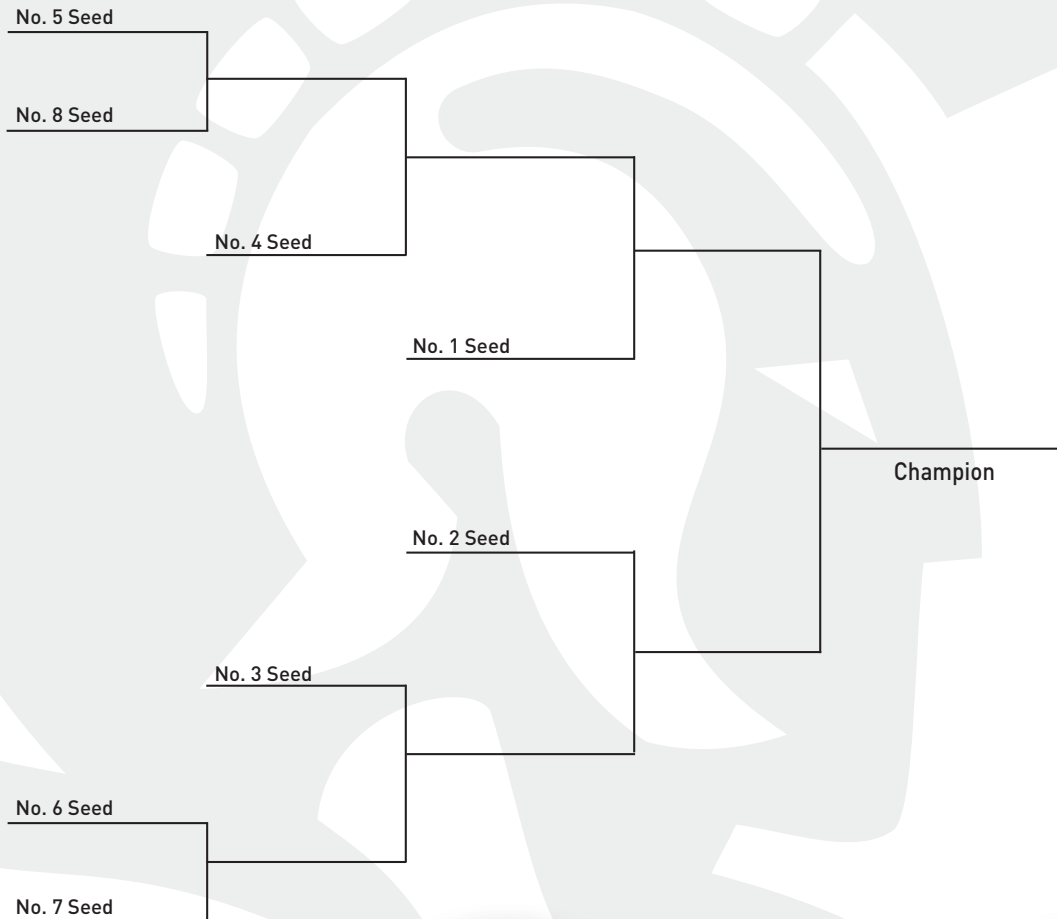
## 2016 MEN'S BASKETBALL CHAMPIONSHIP MARCH 10-13 - LAKEFRONT ARENA - NEW ORLEANS

Opening Round  
Thursday, March 10

Quarterfinals  
Friday, March 11

Semifinals  
Saturday, March 12

Championship  
Sunday, March 13



All times Central (CT) and subject to change

@SunBeltConference  
 @SunBelt  
 @SunBelt  
#NOLABound



# HEAD COACH

# CHRIS BEARD

## 1ST SEASON AT LITTLE ROCK

**2015 NABC SOUTH CENTRAL REGION COACH OF THE YEAR**

**2015 LONE STAR CONFERENCE COACH OF THE YEAR**

**2015 NCAA DIVISION II SWEET SIXTEEN**

**141-45 (.758) RECORD IN SIX SEASONS AS A HEAD COACH**

Little Rock Director of Athletics Chasse Conque announced Chris Beard as the Trojans' new head men's basketball coach on April 8, 2015. Beard spent 10 years as an assistant coach at Texas Tech working under Bobby Knight, and sports a record of 141-45 (.758) in six seasons as a head coach, including a 47-15 mark over the last two seasons at Angelo State.

"First, I would like to thank Chasse Conque and Chancellor Joel Anderson for this opportunity," Beard said. "This is a first-class academic institution in an incredible city and community. This basketball program has had a lot of success and I look forward to taking it to the next level."

Beard was named the National Association of Basketball Coaches (NABC) South Central Region and Lone Star Conference Coach of the Year after leading Angelo State to a program-record 28 wins in the 2014-15 season. The Rams boasted a perfect 17-0 home record and finished the season ranked No. 19 nationally.

Angelo State's 47-15 record over the past two seasons includes a 28-2 mark at home and the program's first-ever NCAA Division II Sweet Sixteen appearance in 2015.

"Chris Beard is a proven winner at every level and brings a wealth of experience to the table," Conque said. "I believe he is the right person at this time to bring a winning program to Little Rock. His track record for graduating players and student-athlete welfare is second to none. Finally, he understands the importance of making this program a part of the community's fabric and shares our vision for Little Rock's Team. I'm excited about having Chris as our new head men's basketball coach and am confident he will

have us competing for championships in the near future."

During its record-setting 2014-15 campaign, ASU led the nation in scoring margin (+20.3), finished third in the nation in field goal percentage (.528), fifth in assists (588) and fifth in defensive field goal percentage (.393). The Rams also ended the season in the top-15 nationally in total rebounds, assist-to-turnover ratio and assists per game. Angelo State averaged 84.1 points per game, good enough to lead the Lone Star Conference and South Central Region.

Beard led the Rams to a 19-9 record in his first season in San Angelo after inheriting a program coming off three straight losing seasons. Angelo State began the 2013-14 season by winning its first 10 games – good enough for its best start in program history. That success helped ASU earn a national ranking for the first time since 2009.

"I think it's a great hire," Kansas head coach Bill Self said. "He had the chance to learn under one of the all-time pillars of our game in Bob Knight. He'll bring energy, he'll bring excitement and he'll bring a work ethic and recruiting knowledge that will be very beneficial to the Little Rock program. I believe that Chris will provide a freshness that can take this program, which already has a solid foundation, to an even higher level."

Prior to his stint at Angelo State, Beard spent the previous two seasons as a head coach at McMurry University and for the ABA's South Carolina Warriors. Under Beard's leadership, McMurry went 19-10 in its first season as a Division II member in 2012-13. With Beard as its head coach in 2011-12, South Carolina won the Mid Atlantic Championship, advanced to the ABA finals and posted a 31-2 mark as

a first-year franchise.

"I've known Chris for a very long time, and he's a great friend of mine," Tennessee head coach Rick Barnes said. "Chris has an incredible work ethic and has won at every level he's ever been. I'm very confident that he'll accomplish great things at Little Rock."

Beard spent 10 years as an assistant coach at Texas Tech, including seven under legendary head coach Bobby Knight. He was named associate head coach in 2008 following Pat Knight's appointment as head coach. In 10 years in Lubbock, the Red Raiders won 188 games – the best 10-year stretch in program history – while earning four NCAA Tournament bids and three NIT appearances. Beard's run at Texas Tech was highlighted by the Red Raiders' 2005 Sweet Sixteen run.

"I think Chris Beard is the finest young coach in America, bar none," Texas Tech Chancellor Emeritus Kent Hance said. "He is a great recruiter and coach, but the thing that I like most about him is that he cares about the kids. He graduates players and makes sure they're good citizens and complete student-athletes. I'm thrilled for him and Little Rock. Get ready, because you're about to move up."

Before joining Knight's staff at Texas Tech, Beard garnered head coaching experience at Seminole State College and Fort Scott Community College. At Seminole State during the 2000-01 season, Beard led the program to a 25-6 record and a No. 14 national ranking. In one season at Fort Scott, Beard helped the program to 19 wins and a NJCAA Regional.

"Love the hire of Chris Beard," ESPN.com's Jeff Goodman said. "He's extremely well respected in the industry



and is considered a terrific coach as well as a grinder – which is needed in a place like Little Rock to be successful."

Beard boasts three additional years of assistant coaching experience. Prior to two seasons (1997-99) at North Texas, he spent one season as an assistant at Abilene Christian. He began his coaching career as a graduate assistant under head coach Danny Kaspar at Incarnate Word.

"Little Rock just made a great hire in Chris Beard," Jerry Mullen of Jerry Mullen Sports said. "I've followed Chris' career very closely and he's been a winner at every level. He will breathe new life into the fan base with his energy, infectious personality and recruiting contacts."

Born in Marietta, Ga., and raised in Irving, Texas, Beard received his bachelor's degree in kinesiology from the University of Texas at Austin in 1995. He has three daughters, Avery, Ella and Margo.

**CHRIS BEARD**

**Coaching Experience**

- 2015-Present – Little Rock head coach
- 2013-15 – Angelo State head coach
- 2012-13 – McMurry University head coach
- 2011-12 – South Carolina Warriors head coach
- 2001-11 – Texas Tech assistant coach
- 2000-01 – Seminole State head coach
- 1999-00 – Fort Scott CC head coach
- 1997-99 – North Texas assistant coach
- 1996-97 – Abilene Christian assistant coach
- 1995-96 – Incarnate Word graduate assistant

**Head Coaching Record**

Little Rock	2015-Present	0-0
Angelo State	2013-15	47-15
McMurry	2012-13	19-10
SC Warriors	2011-12	31-2
Seminole State	2000-01	25-6
Fort Scott CC	1999-00	19-12
<b>Totals</b>		<b>141-45 (.758)</b>

**Awards and Honors**

- 2015 NABC South Central Region Coach of the Year
- 2015 Lone Star Conference Coach of the Year
- 2015 NCAA Division II Sweet Sixteen
- No. 19 National Ranking (2015)
- 2012 ABA Finals

**Biography**

- Born in Marietta, Ga., raised in Irving, Texas
- Has three daughters: Avery, Ella and Margo
- Graduated from University of Texas at Austin ('95), Abilene Christian ('97)

**LITTLE ROCK**  
**BASKETBALL**



# ASSOCIATE HEAD COACH WES FLANIGAN

## 1ST SEASON AT LITTLE ROCK AUBURN, 1997

A Little Rock native who spent four seasons as a Trojan assistant from 2004-08, Wes Flanigan returns home after

coaching stops at UAB, Nebraska and Mississippi State. The Trojans won at least 18 games in three of Flanigan's four seasons at Little Rock. In Flanigan's final season in Little Rock in 2007-08, the Trojans won 20 games while he served as associate head coach and recruiting coordinator.

"My entire family and I are ecstatic to be a part of the University of Arkansas at Little Rock again," Flanigan said. "Little Rock is home to us. It has afforded me and my family so many opportunities and has shaped who I am today. I am very grateful to Chancellor Anderson, Mr. Chasse Conque, and especially coach Chris Beard and his staff for this unique opportunity and their welcoming arms. At this time because of the solid foundation already set, with the support of our fans, it is the perfect time for Little Rock's Team to reach new heights."

Flanigan became an assistant coach at UAB in 2008-09. Over two seasons in Birmingham, the Blazers won 47 games and made two NIT appearances. In 2009-10, the Blazers went 25-9 and 11-5 in Conference USA before reaching the quarterfinals of the NIT.

He was an assistant at Nebraska for two seasons (2010-12) before joining Rick Ray's staff at Mississippi State (2012-15).

Playing for his father, Al, at Little Rock Parkview High School, Flanigan was named the 1992-93 Gatorade High School Player of the Year in Arkansas. He went on to earn four letters at Auburn (1993-97), where he was All-SEC as a junior, team co-captain for three seasons and finished his college career averaging 10.1 points, 4.8 assists and 2.4 re-

bounds per game.

Flanigan graduated from Auburn in 1997 with a degree in health promotion and was given the Cliff Hare Award for being the university's top student-athlete.

He and his wife, Katrina, have three sons: Michael Lewis, Allen and Collin.

### WES FLANIGAN

#### Coaching Experience

- 2015-Present – Little Rock associate head coach
- 2012-15 – Mississippi State assistant coach
- 2010-12 – Nebraska assistant coach
- 2008-10 – UAB assistant coach
- 2004-08 – Little Rock assistant coach

#### Playing Experience

- Auburn (1993-97)

#### Biography

- Graduated from Auburn University, 1997
- He and his wife Katrina have three sons: Michael Lewis, Allen and Collin



# ASSISTANT COACH BRIAN BURG

## 1ST SEASON AT LITTLE ROCK MOUNT MERCY, 2003 / LAKE ERIE, 2005

Eagles to a 53-14 record over two seasons as an assistant coach. He was ranked as the top assistant coach in the Mid-Eastern Athletic Conference in 2014-15 by NextUpRecruits.com.

"I am extremely excited to join the staff here in Little Rock under coach Chris Beard," Burg said. "I feel very fortunate to be a part of a staff that will work to compete for Sun Belt Championships year-in and year-out."

During his time at NCCU, the Eagles had the best record in MEAC history – 28-6 in 2014-15 – and went to an NCAA Tournament and NIT. Burg coached 2014 MEAC Player of the Year Jeremy Ingram and assisted in the recruitment and coaching of seven All-MEAC players in two seasons.

Prior to his time at NCCU, he spent four seasons as an assistant at Campbell University. In his time at CU the Camels won the Atlantic Sun Conference regular-season title in 2010 while setting new program records for regular season (19) and conference (14) wins. The Camels ranked second nationally in steals per game and eighth in turnover margin.

He served as lead recruiter on All-Big South performers Eric Griffin, who recently signed a contract with the Dallas Mavericks and enjoyed stints with the Los Angeles Lakers and Miami Heat summer teams, and Darren White, who went on to play in the NBDL. He assisted in the signing of 2012 Big South Freshman of the Year Trey Freeman. Campbell's 2010 recruiting class was ranked in the top 64 nationally.

In addition to organizing Campbell's recruiting efforts, he

assisted in all other phases of the program, including on-court coaching, summer camps and daily operations.

A native of Houston, Texas, Burg joined the Campbell program after spending two seasons as the Director of Basketball Operations under head coach Kermit Davis at Middle Tennessee. He was primarily responsible for overseeing the academic progress of the Blue Raider players, video editing and the program's extensive community service efforts.

Burg earned his bachelor's degree from Mount Mercy in 2003 and master's degree from Lake Erie in 2005.

### BRIAN BURG

#### Coaching Experience

- 2015-Present – Little Rock assistant coach
- 2013-15 – North Carolina Central assistant coach
- 2009-13 – Campbell College assistant coach
- 2007-09 – Middle Tennessee director of basketball ops.
- 2006-07 – Western Texas assistant coach
- 2005-06 – Garden City CC assistant coach
- 2003-05 – Lake Erie College
- 2002-03 – Benton (Iowa) Community HS

#### Playing Experience

- Mount Mercy College (2001-03)
- Cisco Junior College (1999-01)

#### Biography

- Graduated from Mount Mercy University ('03), Lake Erie College ('05)



# ASSISTANT COACH MARK ADAMS

## 1ST SEASON AT LITTLE ROCK TEXAS TECH, 1979

Assistant coach Mark Adams, who has 23 years of head coaching experience, is coming off his second season

as Director of Basketball Operations at Texas Tech. He previously served as head coach at Texas-Pan American from 1992-97 as a member of the Sun Belt Conference and led Howard College to a NJCAA National Championship in 2010.

"I am very excited to have the opportunity to work with Chris Beard," Adams said. "Coach Beard is a proven winner and I am thrilled to be a part of the Little Rock family and the journey ahead. I am looking forward to building this program to be a strong Division I contender."

Adams has won at every level, boasting a career coaching record of 554-244 (.694). His head coaching career includes stints at Clarendon College (1981-82), Wayland Baptist (1983-87), West Texas A&M (1987-92), Texas Pan-American (1992-97) and Howard College (2004-13). Adams has won 15 different Coach of the Year honors in his career.

During his 23 seasons as a head coach, he has advanced to the postseason 14 times and reached the national tournament of each school's respective classification eight times (three NJCAA, two NCAA Division II and three NAIA), including leading Wayland Baptist to the NAIA National Final in 1985.

Adams left an indelible mark at Howard College, winning the 2010 NJCAA National Championship and being named National Coach of the Year the same season. Current Boston Celtics forward Jae Crowder averaged 18.9 points, 9.0 rebounds, 2.5 assists and 2.4 steals under Adams in 2009-10.

In all, he captured six region, conference or district Coach of the Year honors in his time at HC.

He recorded 233 wins at the Big Spring, Texas, junior college from 2004-13 and advanced to the regional tournament for nine consecutive years. His 35 wins in 2006 are a single-season program record. In nine seasons, Adams led his teams to three conference championships and the regional finals six times.

With Texas Tech, Adams helped the Red Raiders defeat five top-20 opponents over two seasons. He assisted the program budget and organized the non-conference portion of the Texas Tech schedule.

A 1979 graduate of Texas Tech, Mark and his wife Jennifer are the parents of Luke and Abbie. Luke, a former guard on the Red Raider basketball team, lettered from 2011-2015. His daughter Abbie is recent graduate of Texas Tech and is currently working as a speech therapist.

### MARK ADAMS

#### Coaching Experience

- 2015-Present – Little Rock assistant coach
- 2013-15 – Texas Tech director of basketball operations
- 2004-13 – Howard College head coach
- 1992-97 – Texas-Pan American head coach
- 1987-92 – West Texas A&M head coach
- 1983-87 – Wayland Baptist head coach
- 1981-82 – Clarendon College head coach

#### Biography

- Graduated from Texas Tech, 1979
- He and his wife, Jennifer, have two children, Luke and Abbie



## DIRECTOR OF PLAYER DEVELOPMENT

# TED CRASS

### 3RD SEASON AT LITTLE ROCK

## UNIVERSITY OF ARKANSAS AT LITTLE ROCK, 2013

Ted Crass will begin his eighth consecutive year as part of the Little Rock basketball program in 2015-16 as Director of Player Development. Crass has served as a student manager, player, assistant coach and Director of Operations in his time with the Trojans.

"I am very excited for the opportunity to work with someone as passionate and respected as coach Beard," Crass said. "I am very passionate about my hometown and alma mater. I want nothing more than to bring championships to Little Rock and I know coach Beard and our staff will do everything we can every day to make that a reality."

Most recently, Crass was an assistant coach for the Trojans during the 2014-15 season. He assisted with all aspects of the program, including recruiting, evaluating, scouting and budget preparation. Crass spent the 2013-14 season as the program's Director of Basketball operations following five years as a player and student manager for the Trojans.

Crass first joined the Trojans' basketball staff as a student manager prior to the start of the 2008-09 season, serving three-plus years in that role before joining the roster midseason in 2011-12. He suited up as a player for the first time at Middle Tennessee on Feb. 11, 2012 and saw the first game action of his career against Florida International just five days later.

A native of Little Rock, Crass played two seasons at Little Rock Central HS under head coach Oliver Fitzpatrick, earning a letter as a sophomore. He graduated from the University of Arkansas at Little Rock in May 2013 with a bachelor's degree in speech communications.

#### **TED CRASS**

##### **Coaching Experience**

- 2015-Present – LR director of player development
- 2014-15 – Little Rock assistant coach
- 2013-14 – Little Rock director of basketball operations

##### **Playing Experience**

- Little Rock (2012-13)

##### **Biography**

- Graduated from University of Arkansas at Little Rock, 2013



## DIRECTOR OF BASKETBALL OPERATIONS

# MAX LEFEVRE

### 1ST SEASON AT LITTLE ROCK AVILA, 2012 / ANGELO STATE, 2015

Chris Beard announced Max Lefevre as a graduate assistant for the Little Rock men’s basketball program in Sept. 2015. Lefevre worked with Beard for two seasons at Angelo State, helping the Rams to a 47-15 record over that span.

“I am very thankful and excited about the opportunity to be a part of the Trojans family,” Lefevre said. “There is nobody else I would rather work for than Chris Beard. His passion for the game is inspiring, and I am looking forward to continuing to grow under him. There are a lot of changes happening right now with this program and University, and I am looking forward to being a part of it.”

Angelo State won a program-record 28 games and advanced the Sweet Sixteen of the Division II NCAA Tournament in Lefevre’s second season with the program. The Rams lost just two home games in Lefevre’s two seasons in Angelo.

“Coach Beard has made an outstanding hire in Max Lefevre,” Angelo State head coach Cinco Boone said. “He has a good rapport with the student-athletes, a tireless work ethic and just an overall great feel for how to contribute in any and every way to a winning program. He will be a great ambassador for Little Rock basketball and the city of Little Rock. There will not be a day that he doesn’t have a positive impact on the program.”

Prior to his time at Angelo State, Lefevre worked for MOKAN Basketball. Located in Kansas City, MOKAN is one of the top grassroots basketball organizations in the country. Lefevre coached youth MOKAN elite teams in tournaments across the country and contributed to the creation of a youth coaching developmental program. He organized events such as the KC Classic, Hardwood Classic, Nike Pre-Draft Camp and various high school team camps.

Born in France, Lefevre played college basketball at Avila University in Kansas City, Mo. He earned his Bachelor of Science in International Business from Avila in 2012 before earning his Master of Education in Sports Administration from Angelo State in 2015.

**MAX LEFEVRE**  
**Experience**  
 • 2013-15 – Angelo State graduate assistant

---

**Playing Experience**  
 • Avila College (2008-12)

---

**Biography**  
 • Graduated from Avila College ('12), Angelo State ('15)



## VIDEO COORDINATOR

# JON TRILLI

## 1ST SEASON AT LITTLE ROCK MIDWESTERN STATE, 2011, 2015

Chris Beard announced Jon Trilli as the new Video Coordinator for Little Rock men’s basketball on Sept. 2, 2015. Trilli joins the Trojans after spending the past four seasons on the staff at Midwestern State.

“It is a blessing to join a staff as experienced and well-respected as the one that Chris Beard as been able to assemble here at Little Rock,” Trilli said. “It will be a tremendous opportunity to learn and be a part of such an exceptional staff, university and community.”

Trilli, who also played his college basketball at MSU, spent his first two seasons on staff as a graduate assistant before serving as video coordinator in his final two years. He created video edits for pregame, practice and postgame use for Mustang players and coaches. Trilli’s video cuts and highlights were essential parts of the staff’s teaching and motivational tools.

“Jon is one of the up-and-coming young coaches in college basketball,” Midwestern State head coach Nelson Haggerty said. “As a player he was a part of three championship teams here at Midwestern State and three more as a coach. All he knows is winning and he has played a huge part in all of our success. One of the things that makes him special is his feel for people of all kinds. It is what made him a great teammate and why as a coach he is great with players as well as on campus and in the community. Great hire for Chris Beard and Little Rock.”

Trilli also assisted with scouting duties and directed individual workouts for players needing extra attention or guidance. He helped Mustangs to three regular-season Lone Star Conference Championships and four NCAA Division II Tournament appearances while on staff.

As a student-athlete, Trilli attended Garden City Community College as a freshman before earning three letters on the Midwestern State men’s basketball team. He helped lead the Mustangs to consecutive NCAA Division II Elite Eight appearances in 2010 and 2011. MSU’s national ranking rose as high as No. 3 in the 2009-10 season as the Mustangs won a program-record 31 games.

“From the time I met Jon as a player I knew he would become a great coach,” Baylor assistant coach and former Midwestern State head coach Grant McCasland said. “Coaching obviously runs in his family, but Jon showed tremendous resilience and always had the respect of every player on our team because of his effort and knowledge of basketball. Jon gives everything he’s got to the team and genuinely cares about the entire student-athlete.”

Trilli’s father, Vic, is the Director of Athletics and Vice President of Student Affairs at Newman University. He served as head men’s basketball coach at North Texas from 1997-01 and Lon Morris College from 1981-89. He enjoyed stints as an assistant coach at Texas and Midwestern State.

Trilli earned his Bachelor of Science in Sport and Fitness Management and Master of Education in Sport Administration in 2015, both from Midwestern State.

### JON TRILLI

#### Experience

- 2013-15 – Midwestern State video coordinator
- 2011-13 – Midwestern State graduate assistant

#### Playing Experience

- Midwestern State (2009-11)
- Garden City Community College (2008-09)

#### Biography

- Graduated from Midwestern State ('11, '15)



## DIRECTOR OF ATHLETIC PERFORMANCE

# JOHN BARRON

**10TH SEASON AT LITTLE ROCK**  
**UNIVERSITY OF ARKANSAS AT LITTLE ROCK, 1980**

John Barron was named Director of Athletic Performance at Little Rock in 2006, after founding Athletic Performance Training, Inc. and after a stint as a strength consultant for the Trojans during the 2006 spring semester. Athletic Training Performance, Inc. specializes in working with athletes who want to maximize their potential.

The men's basketball team was tested after the 2006-07 season and showed a higher average than when the team started during the season. The freshman and junior college transfers showed fast improvements in strength, while the veteran players stayed consistent. One men's basketball player improved his squat by 121 pounds, his bench by 40 pounds, and increased his vertical leap by three inches.

"John Barron is one of the most dedicated and enthusiastic coaches I have worked with in my 28 years of coaching," said women's head basketball coach Joe Foley. "He is available 24 hours a day. He works individually with groups. I have the most respect for how he deals with athletes and how much improvement I have seen in one year."

Four returning volleyball players for next year's squad have increased their vertical leap by three and a half inches or better. One player has increased her vertical leap by five and a half inches.

"John Barron is a super human being, and he carries that over into his job," said head volleyball coach Van Compton. "I like his knowledge and expertise in strength and conditioning. His character shows through when he is training athletes. Something about him makes the athletes want to get better."

Recently Barron helped to establish Strength Tracker, a web based program, to the Little Rock Athletic Performance program. This program allows student-athletes to access workouts based on their maxes via the internet from school or at home. The student-athletes can e-mail Barron with questions, as well as Barron can e-mail the athletes to let them know workouts are available. This program is in place for every sport.

As a strength consultant, Barron worked with the volleyball team during the 2006 spring semester, while also consulting with the baseball team to design off-season and in-season training regimens. In addition, Barron designed a 12-week summer program for men's and women's basketball, and conducted all summer workouts at the Jack Stephens Center.

"John is producing the most physical teams and putting the most physical teams on the court," said head track and field coach and former Director of Athletic Performance Milton Williams. "He does a great job in all areas to develop athletes to their fullest potential."

Prior to joining the Little Rock Department of Athletics, Barron had served as president of The Benefits Group, Inc. (an insurance brokerage firm).

Barron graduated from the University of Arkansas at Little Rock in 1980 with a bachelor's of arts in liberal arts. He resides in Little Rock with his wife, Connie. They have three children; Lindsey, Hunter, and Matt.



# HEAD ATHLETIC TRAINER **MICHAEL NEAL**

## **5TH SEASON AT LITTLE ROCK UNIVERSITY OF ARKANSAS AT LITTLE ROCK, 2001**

Former Trojan Michael Neal joined the Little Rock Athletic Training staff in July of 2011 after spending the previous three seasons at Belhaven University in Jackson, Miss. He was promoted to Head Athletic Trainer in Aug. 2015.

A four-year letterman on the Trojan men's basketball team from 1997-2001, Neal's primary duty at Little Rock is providing coverage for the Little Rock men's basketball team.

Prior to returning to Little Rock, Neal spent three years as an athletic trainer at Belhaven University, where he worked primarily with football and men's and women's basketball. He graduated from the University of Arkansas at Little Rock in 2003 with a bachelor's degree in health science, and went on to finish his athletic training degree at the University of West Alabama. While at West Alabama, Neal spent two summers (2006-07) as an intern with the Atlanta Falcons of the National Football League.

Neal earned four letters as a member of the Little Rock men's basketball team from 1997-01. A native of Jackson, Miss., Neal came to the University of Arkansas at Little Rock from Lanier High School where he helped the Bulldogs to a Mississippi 5A State Championship.

Neal is certified by the NATABOC and licensed in the state of Arkansas. He has one daughter, Morgan.

**TROJANS IN THE NBA****Muntrelle Dobbins (1997)**

Miami Heat (1997)

**Shane Edwards (2009)**

Cleveland Cavaliers training camp (2014); Signed a 10-day contract during the 2013-14 season with the Cavs; Played on the Cavs' 2014 Summer League team and was invited to the Cavs' 2013 training camp. Played in the 2010 NBA Summer League with the Denver Nuggets and earned an invitation to the Nuggets' 2010 training camp.

**Derek Fisher (1996)**

Los Angeles Lakers (1996-04); Golden State Warriors (2004-06); Utah Jazz (2006-07); Los Angeles Lakers (2007-12); Oklahoma City Thunder (2012); Dallas Mavericks (2012); Oklahoma City Thunder (2013-14). Former NBA Players Association President (2006-13); current head coach of the New York Knicks (2014-Present).

**Myron Jackson (1986)**

Dallas Mavericks (1986-87)

**Rashad Jones-Jennings (2007)**

Philadelphia 76ers (2009)

**Jimmy Lampley (1983)**

Dallas Mavericks (1983-84)

**Pete Myers (1986)**

Chicago Bulls (1986-87), New York Knicks (1989-90), Chicago Bulls (1993-94), Charlotte Hornets, San Antonio Spurs

**Joe Stephens (1995)**

Houston Rockets (1996-98), Vancouver Grizzlies (1999-00)

**TROJANS IN OTHER PROFESSIONAL LEAGUES****Stan Blackmon (2001)**

Played professionally in France, China, Finland, Dominican Republic, Luxembourg, Romania, Turkey and Uruguay.

**Solomon Bozeman (2011)**

Austin Toros, NBDL (2011-12); Texas Legends, NBDL (2012-13)

**Carl Brown (1989)**

Drafted by Rapid City Drillers, CBA

**Derrick Crayton (1997)**

Spent nearly a decade playing overseas, most recently with De La Salle (Palestine) in 2007-08

**Malik Dixon (1997)**

Dakota Wizards (1999-00); Limoges CSP (2000-01); Dakota Wizards (2001); Den Helder Seals (2001); Pallacanestro Biella (2001-02); Dakota Wizards (2002-03); Guaros de Lara (2003); Pallacanestro Pavia (2003-04); Maccabi Rishon LeZio (2004-05); Galatasaray (2005-06); Panellinios (2006); CB Breogan (2006-07); Hapoel Holon (2007-08); KK Zadar (2008-09); Maccabi Haifa (2009).

**Brandon Freeman (2005)**

Japanese BJ-League, Belgium-Scoore League

**Jamal Holden (2004)**

The Sitra Club (2013); Samaheej (2012-13); Chiba Jets (2011-12); Satria Muda Britama Jakarta (2010-11).

**Jibrahn Ike (2003)**

Kaposvari (2004)

**Danny McCall (2003)**

Conway Cyclones (2013-14)

**Ryan Moss (1999)**

Fourth Round Pick in 1999 USBL Draft

**Kimmo Muurinen (2004)**

Espoon Hanka (2004-09); NSM Napoli (2009-10); Scafati Basket (2010); Skyliners Frankfurt (2010-11); Torpan Pojat (2011-12); Nilan Bisons (2012-13); Taipolan Honka (2013-14).

**Will Neighbour (2014)**

Oviedo CB (2014-15); Surrey Scorchers (2015-Present)

**Byron Ray (2007)**

Sangalhos (Portugal)

**D'Andre Williams (2012)**

IR Reykjavik (2012-13)

**Zack Wright (2003-06)**

SG Braunschweig (2007-08); Elan Chalon (2008-09); Le Mans (2009-10); Limoges CSP (2010-11); Rethymno (2011-12); Cibona Zagreb (2012); Spartak St. Petersburg (2012-13); Brose Bamberg (2013-14); Panathinaikos (2014); Istanbul BB(2014-15); Union Olimpija (2015-Present).

**Nick Zachery (2003)**

Lebanon (2009)

GOOD LUCK UNIVERSITY OF ARKANSAS AT LITTLE ROCK FROM YOUR FRIENDS IN BUSINESS



*Service Oriented  
Facility Supplier*

Service-Disabled Veteran Owned Small Business  
Certified MBE, DBE, AbilityOne  
SAM Registered  
Cage: 5YH09  
AR Ven# 100176244  
DUNS# 831241497

1200 John Barrow Rd, Suite 324  
Little Rock, AR 72205  
Bus: 1 (855) 477-5528  
Fax: (800) 477-1749  
donnetta@governmentsupplyservices.com

[www.gssorder.com](http://www.gssorder.com)



**Your Local Document Solutions Partner**



1300 Westpark, Ste. 7 · Little Rock, AR 72204  
(501) 663-4144 · [info@standardbusiness.com](mailto:info@standardbusiness.com)

**Contact Chris Simmons today!**



*Oxford Screen Printing, LLC*

**Screen Printing & Embroidery**

T-shirts - Polos - Jackets - Hats  
Signs - Bumper Stickers - Decals - Magnetic Signs

**501-562-8535**

**R & H Sheet Metal Fabrication**

1115 Palomino Drive • Texarkana, Arkansas 71854  
Office 870-774-9312  
[rhsheetmetaltxk@aol.com](mailto:rhsheetmetaltxk@aol.com)  
Owners: Hal Feasel and Donald Carper

*Established in 1990*



**COURTNEY SWINDLER, P.E.**  
Vice President  
[cswindler@generalmechanical.net](mailto:cswindler@generalmechanical.net)  
"Serving Since 1947"

BOX 190320 / 8107 INTERSTATE 30  
LITTLE ROCK, ARKANSAS 72219-0320

501-562-5511  
Fax: 501-565-6360



**CURTIS STOUT**

Lighting • Utility • Electrical & Automation Products • Audio/Visual

*Delivering world class  
electrical, lighting and  
audio visual solutions  
since 1948.*

2400 Cantrell Road, Suite 100  
Little Rock, AR 72202  
501-372-2555  
[www.curtisstout.com](http://www.curtisstout.com)

Acoustical & Noise Control Products

**SONEX®**

Call Oshex at (800)LESS-LOUD



**OUTDOOR ADVERTISING**

**Honeywell**

**RNL  
DESIGN**

**SELWAY INDUSTRIES**

Vigorito Enterprises  
[www.vigent.com](http://www.vigent.com)



### 3 • Josh Hagins

Sr.-3L • Guard

6-1 • 180 lbs.

Bossier City, La.

Airline HS

#### 2015 Third Team All-Sun Belt

**2014-15 (As a Junior):** Earned Third Team All-Sun Belt honors after averaging 12.1 points, 4.0 rebounds, 3.0 assists and 1.7 steals per game ... Finished the seasons shooting 41.9 percent from the floor, 33.9 percent from 3-point range and 83.3 percent

from the foul line ... Among Sun Belt Conference individuals, ranked 14th in scoring, eighth in assists, third in free throw shooting percentage, seventh in steals and fifth in assist-to-turnover ratio ... Scored in double figures 20 times on the season, including 14 of 16 games to close the season ... Led UALR with 93 assists and a career-high 52 steals ... His 52 steals match D'Andre Williams' total in 2011-12 as the most by a UALR player since Zack Wright in 2005-06 (66) ... Had multiple steals in 14 games ... Totaled five-plus assists in eight games ... Grabbed five-plus rebounds in 11 games ... Scored 19 points and went 8 of 8 from the foul line with two steals vs. UCA (Nov. 29) ... Shot 6 of 12 from the floor, 3 of 6 from 3-point range and 5 of 6 from the foul line to score 20 points while handing out seven assists vs. Tulsa (Dec. 7) ... Totaled 17 points on 7-of-14 shooting to go along with five rebounds and three steals vs. Louisiana (Dec. 30) ... Totaled 20 points, seven rebounds and five assists at Texas State (Jan. 8) ... Scored 23 points while grabbing seven rebounds at South Alabama (Jan. 19) ... Scored 22 points on 8-of-12 shooting with eight rebounds, five assists and three steals vs. Troy (Jan. 22) ... Totaled a career-best 28 points at Arkansas State, shooting 10 of 13 from the floor, 2 of 3 from deep and 6 of 7 from the foul line while adding four steals ... Scored 17 points while shooting 7 of 11 from the floor and 3 of 5 from 3-point range at Troy (Feb. 21) ... Totaled 14 points, five rebounds and three steals at UT Arlington (Feb. 28) ... Closed the season by scoring in double figures and totaling at least three steals in each of the final five games.

**2013-14 (As a Sophomore):** Played in 31 games with 12 starts as a sophomore in 2013-14 ... Averaged 12.4 points, 4.5 rebounds, 3.7 assists, 1.2 steals and 0.7 blocks in 28.3 minutes per game ... Shot 40.2 percent from the floor, 34.0 percent from 3-point range and 81.0 percent from the foul line ... Ranked sixth in the conference in assists (3.7 apg), 10th in steals (1.2 spg), 12th in 3-pointers made per game (1.5), 13th in blocks (0.7 bpg) and seventh in assist-to-turnover ratio (1.6) ... Saw his numbers rise to 12.7 points, 4.5 rebounds, 3.9 assists, 1.5 steals and 0.9 blocks per game in Sun Belt contests ... Scored in double figures in 19 games, including three games of 20 or more ... Totaled 15 games of five-plus rebounds and 10 games of five-plus assists ... Blocked two-plus shots in five games and had two-plus steals in 12 contests ... Had five games of 15-plus points, five-plus assists and five-plus rebounds ... Led the team in assists (114) for the second straight season ... His 37 steals were tops on the team and his 48 made 3-pointers were the most by a UALR player since Matt Mouzy in the 2010-11 season ... Totaled 14 points and two steals in the season opener vs. North Florida (Nov. 11) ... Broke out of a shooting slump with 19 points on 4-of-7 shooting from 3-point range at Southern (Nov. 22), including the game-tying trey at the end of regulation

... Totaled 18 points, eight assists, five rebounds and four blocks vs. Southern Arkansas (Nov. 26) ... Scored 17 points on 6-of-11 shooting at Memphis (Dec. 13) ... Totaled 16 points and six rebounds vs. Jacksonville State in the BVI Tropical Shootout (Dec. 20) ... Scored 19 points at Texas State (Jan. 2) ... Hit a jumper from the top of the key as time expired to lift UALR to a 72-70 win at UT Arlington (Jan. 4) ... Totaled 18 points, six rebounds and three steals at South Alabama (Feb. 1) ... Finished with 20 points, seven assists, six rebounds and three blocks vs. WKU (Feb. 8) ... Totaled a career-high 24 points, eight rebounds, six assists and three steals at Louisiana (Feb. 13) ... Scored 21 points to go along with six rebounds and five assists vs. UT Arlington (Feb.22) ... Handed out a career-high 10 assists against Arkansas State (March 1), becoming the first UALR player to total double-digit assists in a game since 2010-11 ... Finished with 15 points, eight rebounds and six assists vs. Troy in the Sun Belt Tournament (March 13) ... Grabbed a career-best 11 rebounds and scored 17 points vs. Arkansas State in the SBC Tournament quarterfinals (March 14).

**2012-13 (As a Freshman):** Played in 31 games with 19 starts as a freshman in 2012-13 ... Averaged 8.1 points per game, led the team with 96 assists (3.1 apg) and finished third on the team with 38 steals (1.2 spg) in 24.5 minutes per game ... Shot 45.2 percent from the floor, 33.8 percent from three-point range and 77.0 percent from the free-throw line on the season ... Started 16 of 20 conference games and saw his scoring average (9.7 ppg), assists (3.3 apg), field goal percentage (47.3 percent), three-point percentage (36.1 percent) and free-throw percentage (77.5 percent) all improve in league play ... Reached double figures in scoring 13 times on the season, including 10 times over a 12-game span ... Totaled two-plus steals in 11 games ... Dished out five or more assists in six games ... Got the start and scored three points in his college debut against UT Martin (Nov. 9) ... Reached double figures in scoring (11 points) for the first time in the Trojans' 72-65 win over Tulsa (Dec. 15), adding five rebounds and two steals ... Scored a season-high matching 14 points on 6-of-9 shooting at Troy (Jan. 5), beginning a streak of five straight games in which he reached double figures in scoring ... Totaled 11 points and recorded season highs in assists (8) and steals (6) against North Texas on Jan. 10 ... Scored 14 points in back-to-back games at Middle Tennessee (Jan. 17) and Western Kentucky (Jan. 19) ... Added six assists and five rebounds at WKU ... Scored 11 points in UALR's 62-57 win at North Texas (Jan. 26) ... Totaled 13 points against South Alabama (Feb. 2) ... Scored 14 points on 5-of-8 shooting and handed out four assists in the Trojans' 70-60 win at ULM (Feb. 7) ... Scored 14 points and matched his season high of seven rebounds in a 77-68 win over Louisiana (Feb. 28) ... Handed out seven assists in UALR's 78-71 win over Arkansas State (March 2).

**At Airline HS:** An All-State selection who guided the Vikings to three district titles ... Named District, City and Parish Most Valuable Player as a prep ... Averaged 14.4 points, 6.6 assists, seven rebounds and 2.6 steals per game as a senior ... A two-time District Most Valuable Player, he earned a spot on the All-State Team as a junior after averaging 15 points, seven rebounds and seven assists per game ... Led Airline to a 24-9 record and a 6-0 district mark on the way to district and bi-district titles, and a spot in the quarterfinals of the state tournament ... Dished out a school-record 13 assists in a game during his sophomore year ... Played for head coach Chris White ... Won an AAU National Championship with the Louisiana Roundballers ... Also played AAU ball for the Texas D1 Ambassadors.

**Personal:** Born March 17, 1994 in Washington, D.C. ... Son of Janell and Michael Larkin ... Has two brothers, D.J. Berry and Kerrick Larkin; and one sister, Kerita Larkin ... Comes from a military family and lived in Little Rock while his family was stationed in the area ... Majoring in health science.

#### CAREER STATS

Year	GP-GS	Min./Avg.	FG-A/Pct.	3FG-A/Pct.	FT-A/Pct.	O-D Reb.	Tot./Avg.	PF/DQ	A	TO	BLK	Stl	Pts/Avg.
2012-13	31-19	761/24.5	89-197/.452	27-80/.338	47-61/.770	11-72	83/2.7	67/0	96	61	5	38	252/8.1
2013-14	31-12	876/28.3	143-356/.402	48-141/.340	51-63/.810	19-119	138/4.5	88/2	114	71	23	37	385/12.4
2014-15	31-8	785/25.3	131-313/.419	43-127/.339	70-84/.833	32-91	123/4.0	77/2	93	50	5	52	375/12.1
<b>Totals</b>	93-39	2422/26.0	363-866/.419	118-348/.339	168-208/.808	62-282	344/3.7	232/4	303	182	33	127	1012/10.9



**CAREER HIGHS**

Points: 28 – at Arkansas State (1/29/15)  
 FGM: 10 – at Arkansas State (1/29/15)  
 FGA: 24 – at Louisiana (2/13/14)  
 FTM: 8 – vs. UCA (11/29/14)  
 FTA: 8 – 4x, last vs. UCA (11/29/14)  
 3PM: 6 – vs. ULM (3/8/14)  
 3PA: 11 – vs. Arkansas State (3/14/14)  
 Rebounds: 11 – vs. Arkansas State (3/14/14)  
     Offensive: 5 – at South Alabama (1/19/15)  
     Defensive: 10 – vs. Arkansas State (3/14/14)  
 Assists: 10 – vs. Arkansas State (3/1/14)  
 Steals: 6 – vs. North Texas (1/10/13)  
 Blocks: 4 – vs. Southern Arkansas (11/26/13)  
 Turnovers: 5 – 4x, last at Memphis (12/13/13)  
 Mins. Played: 46 – 2x, last vs. Arkansas State (3/14/14)

**2014-15 GAME-BY-GAME**

OPPONENT	DATE	GS	Min	FG-A	3FG-A	FT-A	O-D-REB	PF	A	TO	B	S	PTS
UAM	11/16		23	3-11	2-5	0-0	1-1-2	2	2	0	0	0	8
at BYU	11/18		21	2-9	1-3	0-0	0-1-1	1	1	0	0	0	5
UMKC	11/22		21	3-5	1-3	4-4	0-2-2	5	1	4	0	1	11
CSUN	11/23		26	2-11	2-6	0-1	2-1-3	3	5	2	0	1	6
UCA	11/29		27	5-8	1-2	8-8	0-2-2	2	2	0	0	2	19
at Missouri State	12/4		14	1-6	0-1	0-1	1-2-3	2	5	1	0	0	2
TULSA	12/7		32	6-12	3-6	4-5	0-3-3	4	7	0	0	1	20
KENT STATE	12/14	*	35	4-12	1-3	0-0	2-7-9	3	2	2	0	1	9
vs. Green Bay	12/21	*	27	2-9	0-5	0-1	2-2-4	3	4	3	0	3	4
vs. Bradley	12/22		12	1-2	1-2	1-2	1-2-3	4	0	1	1	1	4
LOUISIANA	12/30		33	7-14	2-4	1-2	0-5-5	2	2	1	2	3	17
at Georgia State	1/5		19	1-4	0-3	0-0	1-2-3	3	7	1	0	1	2
SOUTH ALA.	1/5		23	2-9	0-3	6-6	0-0-0	3	4	2	0	2	10
at Texas State	1/8		33	7-16	2-8	4-4	1-6-7	4	5	3	0	1	20
APPALACHIAN STATE	1/10		12	2-3	1-1	0-0	1-4-5	1	0	2	0	1	5
at ULM	1/17		27	5-12	1-4	4-6	3-2-5	3	1	4	0	1	15
at South Alabama	1/19		29	8-19	2-7	5-6	5-2-7	2	1	1	0	1	23
TROY	1/22	*	25	8-12	3-4	3-4	3-5-8	2	5	2	0	3	22
UT ARLINGTON	1/24	*	28	5-14	2-7	0-0	0-2-2	1	4	1	0	2	12
at Arkansas State	1/29	*	29	10-13	2-3	6-7	2-2-4	2	2	1	0	4	28
at Ga. South.	1/31	*	29	5-11	1-3	4-4	0-7-7	3	1	4	0	1	15
ULM	2/5	*	20	3-9	1-4	3-3	1-1-2	1	0	1	0	0	10
TEXAS STATE	2/7		20	3-4	1-2	2-2	1-3-4	3	3	3	0	2	9
at App State	2/12		22	6-12	0-1	2-3	1-3-4	0	6	0	0	2	14
GA SOUTH.	2/14		34	4-11	1-6	2-2	1-2-3	5	3	3	0	1	11
ARKANSAS STATE	2/19		25	3-6	3-3	0-0	0-5-5	1	4	2	1	0	9
at Troy	2/21		26	7-11	3-5	0-0	0-2-2	1	3	0	0	3	17
GA. STATE	2/25		25	2-9	1-4	5-6	0-5-5	2	3	2	0	3	10
at UT Arlington	2/28		27	5-12	2-7	2-2	2-3-5	4	2	2	0	3	14
at Louisiana	3/5		27	4-13	2-5	2-2	0-3-3	3	5	0	0	4	12
vs. South Alabama	3/12	*	30	5-14	1-7	1-2	1-3-4	2	3	2	1	4	12

**2013-14 GAME-BY-GAME**

OPPONENT	DATE	GS	Min	FG-A	3FG-A	FT-A	O-D-REB	PF	A	TO	B	S	PTS
NORTH FLORIDA	11/11	*	30	6-14	1-7	1-2	0-1-1	0	4	1	0	2	14
at Florida	11/16	*	20	2-7	0-1	2-2	1-2-3	4	3	5	1	0	6
at Middle Tennessee	11/18	*	23	1-7	0-3	2-2	2-2-4	2	1	2	0	1	4
at Southern	11/22		32	7-12	4-7	1-2	0-3-3	3	2	4	0	0	19
SOUTHERN ARKANSAS	11/26	*	28	7-8	4-4	0-0	0-5-5	2	8	1	4	1	18
at Oklahoma	11/29	*	24	5-13	2-6	0-0	1-2-3	2	3	3	0	0	12
UA FORT SMITH	12/3	*	24	4-9	3-5	0-0	0-6-6	3	2	1	0	2	11
at Tulsa	12/10	*	26	2-11	1-4	4-4	0-5-5	3	3	1	0	1	9
at Memphis	12/13	*	34	6-11	3-6	2-2	0-2-2	5	1	5	0	0	17
vs. Jacksonville State	12/20	*	33	6-11	2-3	2-2	1-5-6	2	2	4	1	1	16
vs. Southern Miss	12/21	*	25	3-8	2-5	1-2	0-2-2	4	2	4	1	2	9
GRAMBLING	12/30		18	1-2	0-1	0-0	0-3-3	4	2	4	0	0	2
at Texas State	1/2		28	7-15	3-7	2-2	0-6-6	1	1	0	0	2	19
at UT Arlington	1/4		21	5-13	0-4	0-0	0-4-4	4	2	1	0	3	10
SOUTH ALABAMA	1/9		--- Did Not Play ---										
TROY	1/11		24	3-10	1-4	2-2	2-2-4	3	3	1	0	0	9
at Western Kentucky	1/16		26	5-11	2-3	2-2	1-1-2	4	2	2	2	3	14
at Georgia State	1/18		22	2-7	1-2	0-0	1-1-2	2	6	4	1	2	5
TEXAS STATE	1/23	*	30	3-8	0-4	0-0	1-1-2	3	3	2	3	0	6
at Arkansas State	1/25	*	26	3-7	0-2	2-3	1-2-3	3	2	3	1	0	8
LOUISIANA	1/30		26	6-15	0-5	2-2	0-6-6	0	3	2	1	0	14
at South Alabama	2/1		27	5-15	1-3	7-8	1-5-6	2	1	4	0	3	18
GEORGIA STATE	2/6		30	5-13	1-4	0-0	0-0-0	5	1	3	1	0	11
WESTERN KENTUCKY	2/8		32	7-11	1-2	5-8	0-6-6	3	7	3	3	1	20
at Louisiana	2/13		46	8-24	2-8	6-6	2-6-8	3	6	1	0	3	24
at ULM	2/15		30	4-14	1-2	0-2	1-5-6	3	5	3	0	3	9
UT ARLINGTON	2/22		31	9-18	2-7	1-2	0-6-6	2	5	2	1	0	21
at Troy	2/27		28	2-9	0-2	4-4	2-5-7	3	3	1	0	3	8
ARKANSAS STATE	3/1		27	1-9	0-5	0-0	1-5-6	3	10	1	0	1	2
ULM	3/8		24	6-11	6-9	0-0	0-2-2	4	7	2	2	18	
vs. Troy	3/13		35	5-11	3-5	2-3	0-8-8	3	6	2	0	0	15
vs. Arkansas State	3/14		46	7-22	2-11	1-1	1-10-11	3	3	3	1	1	17

**2012-13 GAME-BY-GAME**

OPPONENT	DATE	GS	Min	FG-A	3FG-A	FT-A	O-D-REB	PF	A	TO	B	S	PTS
UT MARTIN	11/9	*	23	1-6	0-2	1-2	1-2-3	3	1	2	0	0	3
at Louisiana Tech	11/14	*	23	1-7	0-2	2-2	1-3-4	3	5	1	0	2	4
at Ole Miss	11/16		15	2-4	1-3	0-0	0-0-0	2	2	3	0	0	5
MILWAUKEE	11/19		15	1-1	0-0	1-1	0-1-1	2	2	2	0	1	3
JACKSONVILLE	11/21		23	3-3	2-2	0-0	0-2-2	2	3	4	0	0	8
vs. SMU	11/24		16	1-2	1-2	2-2	0-1-1	3	3	2	0	1	5
vs. South Carolina	11/25		19	1-4	0-1	1-2	1-2-3	4	2	2	0	2	3
TROY	11/29		23	2-6	1-3	1-2	0-7-7	1	2	2	1	1	6
ULM	12/1		27	2-3	2-2	1-2	0-0-0	0	4	1	0	0	7
ST. GREGORY'S	12/4		26	3-5	0-1	0-0	0-4-4	2	3	0	0	3	6
at Cincinnati	12/6		--- Did Not Play ---										
TULSA	12/15		21	2-5	1-2	6-8	0-5-5	1	1	0	0	2	11
LOUISIANA TECH	12/17		19	3-7	0-2	2-2	1-2-3	1	4	1	0	1	8
at South Alabama	12/22		8	1-3	0-0	2-2	1-3-4	0	1	3	0	0	4
at Louisiana	12/29		19	5-11	2-4	2-2	2-0-2	4	0	2	0	0	14
WESTERN KENTUCKY	1/3	*	28	1-6	1-4	0-0	0-2-2	1	5	0	0	2	3
at Troy	1/5	*	33	6-9	1-3	1-2	0-4-4	0	4	1	0	4	14
NORTH TEXAS	1/10	*	33	5-9	1-3	0-1	0-2-2	3	8	1	2	6	11
FIU	1/12	*	32	3-7	0-3	4-4	0-2-2	4	7	4	0	0	10
at Middle Tennessee	1/17	*	33	5-9	2-5	2-2	0-2-2	4	3	5	0	2	14
at Western Kentucky	1/19	*	36	6-9	2-4	0-0	1-4-5	1	6	2	0	1	14
Florida Atlantic	1/24	*	24	3-4	1-2	0-0	0-1-1	2	2	1	1	2	7
at North Texas	1/26	*	30	3-6	2-3	3-4	0-3-3	1	2	1	0	0	11
SOUTH ALABAMA	2/2	*	18	4-9	1-4	4-4	1-2-3	4	0	2	0	1	13
at ULM	2/7	*	28	5-8	1-3	3-3	0-4-4	0	4	1	0	1	14
at Arkansas State	2/14	*	29	3-8	1-3	4-4	0-0-0	4	1	2	0	1	11
MIDDLE TENNESSEE	2/16	*	23	3-10	1-3	0-1	0-2-2	2	3	2	0	0	7
at FIU	2/21	*	26	2-10	0-5	0-0	2-1-3	1	3	2	0	2	4
at Florida Atlantic	2/23	*	30	4-9	2-4	0-2	0-2-2	2	1	1	0	0	10
LOUISIANA	2/28	*	29	5-6	0-1	4-5	0-7-7	4	3	5	1	0	14
ARKANSAS STATE	3/2	*	26	2-6	1-2	0-0	0-1-1	2	7	3	0	1	5
vs. FIU	3/9	*	26	1-5	0-2	1-2	0-1-1	4	4	3	0	2	3



## 0 • Roger Woods

Sr.-1L • Forward  
6-5 • 230 lbs.  
Jackson, Miss.  
Mississippi Gulf Coast CC

**2014-15 (As a Junior):** Played in all 31 games with 26 starts in 2014-15 ... Averaged 11.9 points, 6.5 rebounds and 1.1 assists in 26.4 minutes per game ... Shot 47.6 percent from the floor, 44.8 percent from the 3-point

line and 64.1 percent from the foul line ... Totaled 22 steals and 17 blocked shots on the season ... Scored in double figures a team-high 20 times on the season ... Grabbed double-figure rebounds a team-high six times ... Totaled a team-high five double doubles on the year ... Grabbed a season-high 13 rebounds in UALR's season opener vs. UA Monticello (32) ... Totaled 19 points and nine rebounds which knocking down two 3-pointers at BYU (Nov. 18) ... Scored 14 points and grabbed seven rebounds in a season-high 37 minutes vs. CSUN (Nov. 23) ... Totaled 18 points, six rebounds, four assists and three steals in 31 minutes vs. UCA (Nov. 29) ... Scored 18 points and grabbed eight rebounds in the opening round of the South Point Hoops Holiday Classic in Las Vegas (Dec. 21) ... Followed that performance with 17 points, five rebounds and a season-high three blocks vs. Bradley (Dec. 22), earning All-Tournament honors for the event ... Posted his first double-double of the season with 14 points, 12 rebounds in 32 minutes vs. South Alabama (Jan. 5) ... Score 15 points and pulled down six rebounds in a win over Appalachian State (Jan. 10) ... Finished one rebound shy of a double-double at South Alabama, totaling 15 points, nine rebounds, two steals and a block in just 24 minutes ... Scored 19 points and pulled down 10 rebounds against Troy (Jan. 22) ... Posted his second double-double in three games with 13 points and 11 boards at Arkansas State (Jan. 29) ... Finished with 13 points and eight rebounds in 25 minutes against Texas State (Feb. 7) ... Earned another double-double with 11 points, 11 rebounds at Troy (Feb. 21) ... Finished the season with three straight double-digit scoring efforts, beginning with 16 points on 6-of-9 shooting at UT Arlington (Feb. 28) ... Score 17 points on 6-of-8 shooting at Louisiana (March 5) ... Posted his fifth and final double-double of the season with 16 points and 10 rebounds vs. South Alabama in the Sun Belt Tournament (March 12).

**At Mississippi Gulf Coast CC:** Earned First Team All-Region 23 and First Team All-Mississippi Association of Community and Junior Colleges (MACJC) honors in 2013-14 after averaging a

team-high 19.5 points and 6.8 rebounds per game ... Helped Mississippi Gulf Coast to a 19-7 overall record and an 11-3 mark in conference play ... Played in and started 25 games, scoring in double figures in each and totaling 20 or more points 11 times ... Got to the foul line 213 times and shot 71.0 percent from the charity stripe in conference play ... Was named MACJC Player of the Week on Feb. 4 after combining for 56 points in two victories over Hinds Community College (32) and Copiah-Lincoln Community College (24).

**At Southeastern Louisiana:** Played his freshman season at Southeastern Louisiana ... Averaged 19.4 minutes over 30 games while scoring 4.1 points and grabbing 3.9 rebounds per game ... Made 17 starts for the Lions in 2012-13.

**At Provine HS:** Played for head coach Luther Riley ... Named to the 2011-12 Boys' Dandy Dozen Team by the Jackson Clarion Ledger ... Named Second Team Class 5A All-State ... Averaged 22.1 points and 12 rebounds as a senior ... Helped lead the Rams to a 15-11 record and the North 5A Playoffs ... Averaged 16 points, nine rebounds and two assists as a junior in helping lead the Rams to a 25-3 record and the Class 5A semifinals ... Off the court, was a National Honor Society member.

**Personal:** Born September 5, 1993 in Jackson, Miss. ... Parents are Roger Smith and Gloria Woods ... Plans to major in criminal justice.

### CAREER STATS

Year	GP-GS	Min./Avg.	FG-A/Pct.	3FG-A/Pct.	FT-A/Pct.	O-D Reb.	Tot./Avg.	PF/DQ	A	TO	BLK	Stl	Pts/Avg.
<b>2014-15</b>	31-26	818/26.4	131-275/.476	13-29/.448	93-145/.641	71-132	203/6.5	75/1	33	55	17	22	368/11.9
<b>Totals</b>	31-26	818/26.4	131-275/.476	13-29/.448	93-145/.641	71-132	203/6.5	75/1	33	55	17	22	368/11.9



**CAREER HIGHS**

Points: 19 – 2x, last vs. Troy (1/22/15)  
 FGM: 7 – 3x, last vs. Appalachian State (1/10/15)  
 FGA: 16 – at Arkansas State (1/29/15)  
 FTM: 8 – 2x, last vs. UCA (11/29/14)  
 FTA: 10 – vs. CSUN (11/23/14)  
 3PM: 2 – 3x, last vs. South Alabama (3/12/15)  
 3PA: 3 – at BYU (11/18/14)  
 Rebounds: 13 – vs. UA Monticello (11/16/14)  
     Offensive: 6 – at Troy (2/21/15)  
     Defensive: 10 – vs. South Alabama (1/5/15)  
 Assists: 5 – vs. Arkansas State (2/19/15)  
 Steals: 3 – vs. UCA (11/29/14)  
 Blocks: 3 – vs. Bradley (12/22/14)  
 Turnovers: 6 – vs. Kent State (12/14/14)  
 Mins. Played: 37 – vs. CSUN (11/23/14)

**2014-15 GAME-BY-GAME**

OPPONENT	DATE	GS	Min	FG-A	3FG-A	FT-A	O-D-REB	PF	A	T	B	S	PTS
UAM	11/16	*	32	3-9	0-2	1-2	4-9-13	2	2	5	1	1	7
at BYU	11/18	*	19	6-11	2-3	5-7	2-7-9	0	0	2	1	1	19
UMKC	11/22	*	16	2-4	0-0	4-6	1-3-4	2	1	2	0	1	8
CSUN	11/23	*	37	3-9	0-0	8-10	4-3-7	1	0	2	0	0	14
UCA	11/29	*	31	5-9	0-1	8-9	1-5-6	1	4	0	1	3	18
at Missouri State	12/4	*	25	4-6	0-1	1-2	0-3-3	1	1	1	1	0	9
TULSA	12/7	*	25	3-12	0-0	3-4	3-2-5	1	0	1	1	0	9
KENT STATE	12/14	*	34	5-12	0-2	2-2	0-3-3	3	2	6	0	1	12
vs. Green Bay	12/21	*	28	7-9	0-0	4-8	5-3-8	1	0	1	0	1	18
vs. Bradley	12/22	*	31	7-10	1-1	2-5	3-2-5	2	2	3	3	2	17
LOUISIANA	12/30	*	19	5-9	0-0	0-1	3-2-5	2	2	0	0	0	10
at Georgia State	1/3	*	13	1-2	0-0	2-2	0-1-1	4	0	2	0	0	4
SOUTH ALABAMA	1/5	*	32	6-13	0-1	2-2	2-10-12	4	1	0	0	0	14
at Texas State	1/8	*	35	3-8	1-2	5-9	3-4-7	5	1	4	1	1	12
APPALACHIAN STATE	1/10	*	30	7-12	0-0	1-1	1-5-6	2	1	1	1	0	15
at ULM	1/17	*	19	1-9	0-1	4-4	0-4-4	2	0	2	0	1	6
at South Alabama	1/19	*	24	6-7	0-0	3-6	2-7-9	3	2	2	1	2	15
TROY	1/22	*	32	6-10	1-2	6-9	1-9-10	3	1	1	1	0	19
UT ARLINGTON	1/24	*	29	4-9	0-1	6-8	2-4-6	1	1	1	1	1	14
at Arkansas State	1/29	*	31	5-16	2-2	1-2	3-8-11	3	1	1	0	1	13
at Georgia Southern	1/31	*	21	3-9	1-1	1-2	3-2-5	4	0	1	0	1	8
ULM	2/5	*	14	1-4	1-2	2-2	1-0-1	2	0	0	0	0	5
TEXAS STATE	2/7	*	25	5-13	0-0	3-5	5-3-8	3	0	5	0	1	13
at Appalachian State	2/12	*	21	4-6	0-0	1-4	1-4-5	3	1	2	0	0	9
GEORGIA SOUTHERN	2/14	*	32	1-5	0-0	3-6	3-2-5	4	2	1	0	1	5
ARKANSAS STATE	2/19	*	25	3-8	0-2	5-7	2-4-6	2	5	0	1	0	11
at Troy	2/21	*	31	5-9	0-0	1-1	6-5-11	2	0	4	0	1	11
GEORGIA STATE	2/26	*	23	2-4	0-0	0-2	2-7-9	1	0	2	1	0	4
at UT Arlington	2/28	*	27	6-9	1-1	3-6	4-2-6	4	1	1	0	1	16
at Louisiana	3/5	*	32	6-8	1-2	4-5	0-3-3	4	1	2	1	0	17
vs. South Alabama	3/12	*	25	6-14	2-2	2-6	4-6-10	3	1	0	1	1	16



**15 • Stetson Billings**

r-Jr.-2L • Forward  
6-5 • 195 lbs.  
Strong, Ark.  
Strong-Huttig HS

**2014-15 (As a Junior):** Sat out the 2014-15 season as a redshirt.

**2013-14 (As a Sophomore):** Played in all 32 games with three starts as a sophomore ... Averaged 2.1 points and 2.4

rebounds in 9.7 minutes per game ... Shot 32.3 percent from the floor and 75.8 percent from the foul line ... Hit 15 of 19 free throws in Sun Belt play (78.9 percent) ... Grabbed five or more rebounds three times on the season, all coming in the final eight games ... Scored a season-high seven points in 12 minutes vs. UA Fort Smith (Dec. 3) ... Set new career highs for rebounds (11) and minutes played (31) at Louisiana (Feb. 13) ... Grabbed five rebounds at ULM (Feb. 15) ... Finished with eight rebounds against Troy in the opening round of the Sun Belt Tournament (March 13) ... Named to Sun Belt Conference Honor Roll for earning a GPA of 3.0-3.49.

**2012-13 (As a Freshman):** Appeared in 31 games as a freshman, averaging 6.5 minutes per game ... Averaged 1.1 points and 0.7 rebounds per game ... Shot 24.4 percent from the floor (10 of 41) and 64.7 percent from the foul line (11 of 17) ... Recorded a season-high two steals in 13 minutes at Ole Miss (Nov. 16) ... Totaled five points in six minutes in UALR's 83-58 win over ULM (Dec. 1), knocking down a three-pointer and going 2 of 2 at the free throw line ... Scored a season-high 13 points in a season-high 20 minutes in the Trojans' win over St. Gregory's (Dec. 4), going 2 of 5 from the floor and 6 of 10 from the foul line ... Scored four points in 14 minutes at No. 11 Cincinnati ... Named to Sun Belt Conference Academic Honor Roll for earning a GPA of 3.0-3.49.

**At Strong-Huttig HS:** Averaged a double-double his final two seasons at Strong, culminating with a senior year in which he averaged 31 points and 12 rebounds per game ... A three-time El Dorado News-Times Player of the Year ... Ranked as the fourth-best prospect in the state of Arkansas by ESPNU as a senior ... Twice named Third Team All-Arkansas by the Arkansas-Democrat Gazette (2011 and 2012) ... Received All-State honors from the Arkansas Activities Association as a senior ... Twice named Area Player of the Year ... Recorded a triple-double in an 89-65

victory over Bearden, totaling 57 points, 16 rebounds and 10 assists ... The performance against Bearden earned him national player of the week honors for the southeast region by ESPNHS on Jan. 25, 2012 ... Led Strong to a 20-8 record and its second consecutive district championship as a senior ... Averaged 22 points, 14 rebounds and six assists per game as a junior to lead the Bulldogs to a 27-6 record ... Scored 36 points in the quarterfinals of the state tournament ... Earned his first Player of the Year award from the El Dorado News-Times as a sophomore after averaging 18 points, eight rebounds and four assists per game ... Strong went 31-3 during his sophomore season and was ranked as high as No. 2 in the state ... Helped lead the Bulldogs to a Regional Championship in 2010-11 ... Played for head coach Anthony Avery ... A member of the Beta Club.

**Personal:** Born Jan. 31, 1994 in El Dorado, Ark. ... Son of Cedrick and April Billings ... Has two brothers, Coytez and Kohlin ... Played AAU ball for the Arkansas Wings ... Majoring in accounting.

**CAREER STATS**

Year	GP-GS	Min./Avg.	FG-A/Pct.	3FG-A/Pct.	FT-A/Pct.	O-D Reb.	Tot./Avg.	PF/DQ	A	TO	BLK	Stl	Pts/Avg.
2012-13	31-0	202/6.5	10-41/.244	2-9/.222	11-17/.647	9-14	23/0.7	11/0	7	16	2	6	33/1.1
2013-14	32-3	311/9.7	21-65/.323	0-2/.000	25-33/.758	25-53	78/2.4	33/1	9	13	4	4	67/2.1
2014-15	REDSHIRT												
<b>Totals</b>	63-3	513/8.1	31-106/.292	2-11/.182	36-50/.720	34-67	101/1.6	44/1	16	29	6	10	100/1.6



**CAREER HIGHS**

Points: 13 – vs. St. Gregory's (12/4/12)  
 FGM: 3 – 2x, last vs. Grambling (12/30/13)  
 FGA: 8 – at Louisiana (2/13/14)  
 FTM: 6 – vs. St. Gregory's (12/4/12)  
 FTA: 10 – vs. St. Gregory's (12/4/12)  
 3PM: 1 – 2x, last vs. St. Gregory's (12/4/12)  
 3PA: 2 – 2x, last vs. ULM (12/1/12)  
 Rebounds: 11 – at Louisiana (2/13/14)  
     **Offensive:** 4 – at Louisiana (2/13/14)  
     **Defensive:** 7 – at Louisiana (2/13/14)  
 Assists: 5 – at Troy (2/27/14)  
 Steals: 2 – at Ole Miss (11/16/12)  
 Blocks: 1 – 6x, last vs. Arkansas State (3/14/14)  
 Turnovers: 2 – 4x, last at ULM (2/15/14)  
 Mins. Played: 31 – at Louisiana (2/13/14)

**2013-14 GAME-BY-GAME**

OPPONENT	DATE	GS	Min	FG-A	3FG-A	FT-A	O-D-REB	PF	A	T	B	S	PTS
NORTH FLORIDA	11/11		21	0-6	0-1	2-2	1-0-1	0	1	0	0	0	2
at Florida	11/16		9	0-2	0-0	0-0	0-2-2	1	0	1	0	1	0
at Middle Tennessee	11/18		1	0-0	0-0	0-0	0-1-1	0	0	0	0	0	0
at Southern	11/22		8	0-3	0-0	1-2	0-2-2	1	0	1	0	0	1
SOUTHERN ARKANSAS	11/26		9	0-2	0-0	1-2	0-0-0	0	0	1	0	0	1
at Oklahoma	11/29		4	1-2	0-0	0-0	1-0-1	2	0	1	0	1	2
UA FORT SMITH	12/3		12	2-3	0-0	3-4	1-2-3	1	0	0	1	7	7
at Tulsa	12/10		2	0-0	0-0	0-0	0-0-0	0	0	0	0	0	0
at Memphis	12/13		3	0-0	0-0	0-0	0-0-0	0	0	1	0	0	0
vs. Jacksonville State	12/20		5	0-1	0-0	0-0	0-1-1	0	0	0	0	0	0
vs. Southern Miss	12/21		4	0-0	0-0	0-0	0-0-0	0	0	0	0	0	0
GRAMBLING	12/30		13	3-4	0-0	0-0	1-3-4	3	1	0	1	0	6
at Texas State	1/2		7	0-0	0-0	0-0	1-0-1	0	1	0	0	0	0
at UT Arlington	1/4		8	0-2	0-0	3-4	3-0-3	0	0	0	0	0	3
SOUTH ALABAMA	1/9		6	0-0	0-0	0-0	0-1-1	2	0	0	0	0	0
TROY	1/11		4	1-1	0-0	0-0	1-2-3	0	0	0	0	2	2
at Western Kentucky	1/16		10	1-1	0-0	2-2	0-2-2	0	0	0	0	4	4
at Georgia State	1/18		7	0-0	0-0	0-0	0-3-3	0	0	0	0	0	0
TEXAS STATE	1/23		15	0-2	0-0	0-0	1-1-2	3	0	0	0	0	0
at Arkansas State	1/25		9	0-1	0-0	2-2	0-3-3	2	0	0	0	2	2
LOUISIANA	1/30		13	1-2	0-0	2-2	0-2-2	1	0	1	1	0	4
at South Alabama	2/1		4	0-0	0-0	0-0	0-2-2	1	0	0	0	0	0
GEORGIA STATE	2/6		8	1-2	0-1	2-2	1-3-4	2	0	1	0	4	4
WESTERN KENTUCKY	2/8		4	0-0	0-0	0-0	0-2-2	1	0	0	0	0	0
at Louisiana	2/13		31	2-8	0-0	1-2	4-7-11	5	0	1	0	5	5
at ULM	2/15		16	0-0	0-0	0-2	0-5-5	0	0	2	0	1	0
UT ARLINGTON	2/22		6	2-2	0-0	1-1	0-0-0	1	0	1	0	5	5
at Troy	2/27		11	1-2	0-0	0-0	0-4-4	1	5	0	0	2	2
ARKANSAS STATE	3/1		13	2-3	0-0	2-2	3-1-4	2	1	1	0	6	6
ULM	3/8		3	1-2	0-0	0-0	1-0-1	0	0	0	0	2	2
vs. Troy	3/13		18	2-6	0-0	0-0	3-5-8	2	0	1	0	4	4
vs. Arkansas State	3/14		16	0-3	0-0	3-4	2-1-3	1	0	0	1	0	3

**2012-13 GAME-BY-GAME**

OPPONENT	DATE	GS	Min	FG-A	3FG-A	FT-A	O-D-REB	PF	A	T	B	S	PTS
UT MARTIN	11/9		2	0-0	0-0	0-0	0-0-0	2	0	2	0	0	0
at Louisiana Tech	11/14		13	0-2	0-2	0-0	0-1-1	3	1	1	0	0	0
at Ole Miss	11/16		13	0-3	0-1	0-0	2-2-4	0	0	1	0	2	0
MILWAUKEE	11/19		16	0-2	0-0	0-0	0-0-0	0	1	0	0	0	0
JACKSONVILLE	11/21		3	0-1	0-0	0-0	0-0-0	0	0	0	0	0	0
vs. SMU	11/24		1	0-0	0-0	0-0	0-0-0	0	0	0	0	0	0
vs. South Carolina	11/25		9	0-1	0-0	0-1	1-0-1	1	1	0	0	0	0
TROY	11/29		3	0-1	0-0	0-0	0-0-0	0	0	0	0	0	0
ULM	12/1		6	1-3	1-2	2-2	0-0-0	0	0	0	0	5	5
ST. GREGORY'S	12/4		20	3-5	1-1	6-10	0-3-3	2	1	2	1	0	13
at Cincinnati	12/6		14	2-4	0-0	0-0	1-1-2	0	0	1	0	4	4
TULSA	12/15												
-- Did Not Play --													
LOUISIANA TECH	12/17		6	0-0	0-0	3-4	1-1-2	0	1	1	0	0	3
at South Alabama	12/22		2	0-0	0-0	0-0	0-1-1	0	0	0	0	0	0
at Louisiana	12/29		5	0-1	0-1	0-0	0-0-0	0	0	0	0	0	0
WESTERN KENTUCKY	1/3		8	0-0	0-0	0-0	0-1-1	0	1	0	0	0	0
at Troy	1/5		3	0-1	0-0	0-0	0-0-0	0	0	2	0	0	0
NORTH TEXAS	1/10		4	0-0	0-0	0-0	1-1-2	0	0	0	0	0	0
FIU	1/12		3	1-1	0-0	0-0	0-0-0	1	0	1	0	0	2
at Middle Tennessee	1/17		10	0-1	0-0	0-0	0-1-1	0	0	0	0	1	0
at Western Kentucky	1/19		8	0-2	0-0	0-0	0-0-0	0	1	0	0	0	0
FLORIDA ATLANTIC	1/24		10	0-1	0-1	0-0	0-1-1	0	0	0	0	0	0
at North Texas	1/26		7	0-3	0-0	0-0	1-0-1	0	0	0	0	0	0
SOUTH ALABAMA	2/2		2	0-0	0-0	0-0	0-0-0	0	0	0	0	0	0
at ULM	2/7		11	1-2	0-0	0-0	1-0-1	1	0	1	0	1	2
at Arkansas State	2/14		7	1-2	0-0	0-0	1-0-1	1	0	1	0	1	2
MIDDLE TENNESSEE	2/16		3	0-1	0-0	0-0	0-0-0	0	0	1	0	0	0
at FIU	2/21		2	0-1	0-0	0-0	0-0-0	0	0	0	0	0	0
at Florida Atlantic	2/23		4	1-2	0-0	0-0	0-0-0	0	0	1	1	0	2
LOUISIANA	2/28		1	0-0	0-0	0-0	0-0-0	0	0	0	0	0	0
ARKANSAS STATE	3/2		3	0-0	0-0	0-0	0-0-0	0	0	0	0	0	0
vs. FIU	3/9		4	0-1	0-1	0-0	0-1-1	0	0	1	0	1	0



**10 • Maurius Hill**

Jr.-2L • Forward  
 6-5 • 220 lbs.  
 Homewood, Ill.  
 Homewood-Flossmoor HS

**2014-15 (As a Sophomore):**

Played in 25 games with nine starts as a sophomore in 2014-15 ... Averaged 6.1 points and 4.4 rebounds in 16.8 minutes per game ... Shot 40.7 percent from the floor, 33.3 percent from 3-point range and 62.8 per-

cent from the foul line ... Scored in double figures six times on the season ... Grabbed five-plus rebounds 10 times ... Scored 10 points and grabbed five rebounds vs. CSUN in the finals of the EA SPORTS Maui Invitational Regional Games (Nov. 23) ... Scored 11 points on 5-of-7 shooting vs. UCA (Nov. 29) ... Scored a career-high 20 points on 8-of-14 shooting and grabbed nine rebounds against ULM (Feb. 5) ... Totaled 12 points and grabbed four rebounds at Appalachian State (Feb. 12) ... Scored nine points and grabbed eight rebounds vs. Georgia Southern (Feb. 14) ... Totaled 16 points on 7-of-11 shooting to go along with six rebounds in a win over Georgia State (Feb. 26).

**2013-14 (As a Freshman):**

Played in 29 games with seven starts as a true freshman in 2013-14 ... Averaged 8.3 minutes per game on the season, but that number jumped to 16.4 over the final eight games ... Averaged 2.7 points and 1.5 rebounds while shooting 42.1 percent from the floor and 60.9 percent from the foul line ... Posted two double-digit scoring games ... Grabbed five or more rebounds in three games ... Played 10 or more minutes in just two of UALR's first 22 games but played 10 or more in seven of the Trojans' final eight games ... Grabbed six rebounds in eight minutes vs. Southern Arkansas (Nov. 26) ... Scored a season-high 15 points on 7-of-10 shooting and grabbed five rebounds at Louisiana (Feb. 13) ... Had a season-high two steals vs. ULM (March 8) ... Scored 12 points and grabbed a season-high matching six rebounds vs. Arkansas State in the quarterfinals of the Sun Belt Tournament (March 14) ... Named to Sun Belt Conference Honor Roll for earning a GPA of 3.0-3.49.

**At Homewood-Flossmoor HS:**

Averaged a team-high 13.0 points and 9.7 rebounds per game as a senior ... Led Homewood-Flossmoor HS to a 21-6 overall record and a 12-1 mark in league play in 2012-13 ... Was named the Chicago Sun-Times' Athlete of the Week on Dec. 10, 2012 after averaging 13.5 points and 11 rebounds in wins over Joliet West HS and Curie HS.

**Personal:** Born Dec. 9, 1994 in Chicago, Ill. ... Son of Michelle Edwards and Edward Hill ... Has two brothers, Ed and Ricky, and two sisters, Mariah and Morgan ... Majoring in health science.

**CAREER STATS**

Year	GP-GS	Min./Avg.	FG-A/Pct.	3FG-A/Pct.	FT-A/Pct.	O-D Reb.	Tot./Avg.	PF/DQ	A	TO	BLK	Stl	Pts/Avg.
<b>2013-14</b>	29-7	241/8.3	32-76/.421	0-2/.000	14-23/.609	18-25	43/1.5	30/1	9	25	5	6	78/2.7
<b>2014-15</b>	25-9	421/16.8	59-145/.407	8-24/.333	27-43/.628	37-72	109/4.4	36/0	23	34	4	10	153/6.1
<b>Totals</b>	54-16	662/12.3	91-221/.412	8-26/.308	41-66/.621	55-97	152/2.8	66/1	32	59	9	16	231/4.3



**CAREER HIGHS**

- Points:** 20 – vs. ULM (2/5/15)
- FGM:** 8 – vs. ULM (2/5/15)
- FGA:** 14 – vs. ULM (2/5/15)
- FTM:** 4 – vs. Arkansas State (3/14/14)
- FTA:** 5 – 2x, last at Appalachian State (2/12/15)
- 3PM:** 1 – 8x, last vs. Georgia State (2/26/15)
- 3PA:** 3 – 2x, last vs. Arkansas State (2/19/15)
- Rebounds:** 12 – at Troy (2/21/15)
  - Offensive:** 4 – 2x, last vs. Georgia Southern (2/14/15)
  - Defensive:** 9 – at Troy (2/21/15)
- Assists:** 6 – vs. UMKC (11/22/14)
- Steals:** 3 – at Louisiana (3/5/15)
- Blocks:** 1 – 7x, last vs. Texas State (2/7/15)
- Turnovers:** 6 – vs. Georgia Southern (2/14/15)
- Mins. Played:** 34 – at Troy (2/21/15)

**2014-15 GAME-BY-GAME**

OPPONENT	DATE	GS	Min	FG-A	3FG-A	FT-A	O-D-REB	PF	A	TO	B	S	PTS
UAM	11/16	--- Did Not Play ---											
at BYU	11/18	16	2-4	1-1	1-2	3-1-4	2	0	2	0	1	6	
UMKC	11/22	24	2-5	0-1	3-4	2-5-7	0	6	3	0	0	7	
CSUN	11/23	27	4-10	0-3	2-4	1-4-5	3	0	1	1	0	10	
UCA	a11/29	12	5-7	0-0	1-1	0-4-4	3	0	2	0	0	11	
at Mo. State	12/4	*	15	1-3	0-1	0-2	0-3-3	1	0	1	0	0	2
TULSA	12/7	4	0-1	0-0	0-0	0-1-1	0	0	1	0	0	0	
KENT STATE	12/14	--- Did Not Play ---											
vs. Green Bay	12/21	--- Did Not Play ---											
vs. Bradley	12/22	3	0-1	0-0	0-0	0-0-0	0	0	0	0	0	0	0
LOUISIANA	12/30	12	2-2	1-1	1-1	2-2-4	0	1	3	0	0	6	
at Georgia State	1/3	6	1-4	0-0	1-2	2-0-2	0	0	2	0	0	3	
SOUTH ALA.	1/5	--- Did Not Play ---											
at Texas State	1/8	--- Did Not Play ---											
APP STATE	1/10	--- Did Not Play ---											
at ULM	1/17	12	1-5	0-1	2-2	2-2-4	2	0	0	0	0	4	
at South Ala.	1/19	11	1-6	0-0	0-0	3-3-6	1	0	1	0	0	2	
TROY	1/22	14	1-3	0-0	1-2	1-1-2	1	2	0	0	0	3	
UT ARLINGTON	1/24	8	0-3	0-0	0-0	0-3-3	0	2	0	0	0	0	
at Arkansas State	1/29	9	0-3	0-0	2-2	0-0-0	2	0	1	0	0	2	
at Georgia Southern	1/31	11	1-2	1-1	0-0	2-4-6	1	0	0	0	1	3	
ULM	2/5	26	8-14	1-2	3-5	4-5-9	2	2	0	0	0	20	
TEXAS STATE	2/7	*	14	1-4	0-1	0-0	3-3-6	2	2	1	1	0	2
at App State	2/12	*	16	4-8	1-2	3-5	1-3-4	1	0	1	0	12	
GA SOUTH.	2/14	*	32	4-10	0-0	1-2	4-4-8	3	2	6	0	9	
ARKANSAS STATE	2/19	*	33	7-11	1-3	2-2	0-3-3	0	1	1	0	0	17
at Troy	2/21	*	34	4-10	1-2	0-1	3-9-12	3	2	4	0	9	
GA. STATE	2/26	*	19	7-11	1-2	1-3	3-3-6	2	0	0	0	16	
at UTA	2/28	*	23	1-5	0-1	2-2	0-5-5	3	2	3	0	2	4
at Louisiana	3/5	*	24	2-6	0-1	1-1	1-1-2	2	1	0	0	3	5

**2013-14 GAME-BY-GAME**

OPPONENT	DATE	GS	Min	FG-A	3FG-A	FT-A	O-D-REB	PF	A	TO	B	S	PTS
NORTH FLORIDA	11/11	5	1-1	0-0	1-2	0-0-0	2	0	0	0	0	0	3
at Florida	11/16	7	0-2	0-0	0-0	0-0-0	0	0	2	0	0	0	0
at Middle Tennessee	11/18	1	0-0	0-0	0-0	0-0-0	1	0	0	0	0	0	0
at Southern	11/22	5	1-3	0-1	0-0	1-2-3	0	0	1	0	0	2	
SOUTHERN ARKANSAS	11/26	8	2-3	0-0	0-0	4-2-6	0	1	1	0	0	4	
at Oklahoma	11/29	4	0-0	0-0	1-2	1-2-3	0	0	1	0	0	1	
UA FORT SMITH	12/3	10	0-3	0-0	1-2	1-1-2	0	1	1	0	0	1	
at Tulsa	12/10	5	0-2	0-0	0-0	0-1-1	1	0	0	1	0	0	0
at Memphis	12/13	1	0-0	0-0	0-0	0-0-0	0	0	0	0	0	0	0
vs. Jacksonville State	12/20	--- Did Not Play ---											
vs. Southern Miss	12/21	11	2-4	0-0	0-0	0-2-2	2	0	1	0	0	6	
GRAMBLING	12/30	9	1-3	0-0	0-0	0-0-0	0	1	1	0	0	2	
at Texas State	1/2	5	1-1	0-0	0-0	1-0-1	2	0	0	0	0	2	
at UT Arlington	1/4	2	0-1	0-0	0-0	0-0-0	0	0	0	0	0	0	0
SOUTH ALABAMA	1/9	3	0-0	0-0	0-0	0-0-0	1	0	0	0	0	0	0
TROY	1/11	3	0-0	0-0	0-0	0-0-0	0	0	1	0	0	0	0
at Western Kentucky	1/16	2	0-1	0-0	1-2	1-0-1	0	0	1	0	0	1	
at Georgia State	1/18	5	0-1	0-0	0-0	1-0-1	2	1	1	1	1	0	0
TEXAS STATE	1/23	6	0-2	0-0	0-1	0-1-1	0	0	0	0	0	0	0
at Arkansas State	1/25	9	1-2	0-0	1-2	1-0-1	0	0	0	0	0	3	
LOUISIANA	1/30	6	0-0	0-0	1-2	0-1-1	2	0	0	1	0	1	
at South Alabama	2/1	3	0-0	0-0	0-0	0-0-0	1	1	0	0	1	0	
GEORGIA STATE	2/6	--- Did Not Play ---											
WESTERN KENTUCKY	2/8	--- Did Not Play ---											
at Louisiana	2/13	*	25	7-10	0-0	1-1	1-4-5	5	0	3	0	1	15
at ULM	2/15	*	19	4-8	0-0	1-2	0-2-2	3	1	3	0	1	9
UT ARLINGTON	2/22	9	1-1	0-0	0-0	0-1-1	1	0	0	0	0	2	
at Troy	2/27	*	16	2-5	0-0	1-1-2	2	1	3	0	0	4	
ARKANSAS STATE	3/1	*	15	2-7	0-0	0-0	0-3-3	0	0	3	1	0	4
ULM	3/8	*	14	3-5	0-0	0-1	1-0-1	1	2	0	0	2	6
vs. Troy	3/13	*	12	0-1	0-1	0-0	0-0-0	2	0	0	0	0	0
vs. Arkansas State	3/14	*	21	4-10	0-0	4-4	4-2-6	2	0	2	1	0	12



## 23 • Kemy Osse

r-Jr.-2L • Guard  
6-1 • 208 lbs.  
Montreal, Quebec  
Archbishop Carroll HS

**2014-15 (As a Junior):** Sat out the 2014-15 season as a red-shirt while recovering from a fractured patella...Named to the Sun Belt Conference Honor Roll for achieving a GPA between 3.0 and 3.49 during the 2014-15 academic year.

**2013-14 (As a Sophomore):** Played in 24 games before suffering a fracture patella at Louisiana (Feb. 13) that required surgery and ended his season ... Averaged 4.9 points and 2.1 rebounds per game ... Shot 37.6 percent from the floor, 28.6 percent from 3-point range and 64.5 percent from the foul line ... Reached double-digits in scoring twice on the season ... Grabbed five-plus rebounds twice ... Connected on two-plus 3-pointers in three games ... Scored nine points on 3-of-6 shooting at Southern (Nov. 22) ... Totaled five rebounds, four assists and three steals in 19 minutes at Oklahoma (Nov. 29) ... Went 2 of 2 from 3-point range while scoring eight points at No. 16/15 Memphis (Dec. 13) ... Grabbed a career-high eight rebounds vs. Grambling (Dec. 30) ... Scored 10 points against Troy (Jan. 11) ... Totaled a career-best matching 16 points on 6-of-8 shooting from the floor and 2-of-3 from 3-point range in UALR's win at WKU (Jan. 16).

**2012-13 (As a Freshman):** Played in all 32 games with three starts as a freshman in 2012-13 ... Averaged 4.7 points and 2.1 rebounds in 12.9 minutes per game ... Shot 34.8 percent from the floor, 30.3 percent from three-point range and 77.8 percent from the foul line on the season ... Saw his numbers increase to 5.7 points and 2.7 rebounds in 15.7 minutes per game during Sun Belt play ... Reached double figures in scoring four times on the season ... Knocked down two or more three-pointers in five games ... Scored one point in three minutes of action in UALR's season opener against UT Martin (Nov. 9) ... Totaled seven points on 3-of-5 shooting at Ole Miss (Nov. 16) ... Reached double figures for the first time in his college career with a 16-point effort on 6-of-12 shooting against St. Gregory's (Dec. 4) ... Scored 11 points in his first career start at South Alabama (Dec. 22) ... Totaled 11 points on 4-of-8 shooting and recorded a season-high three steals at Middle Tennessee (Jan. 17) ... Hit a season-high three three-pointers at Troy (Jan. 5) ... Totaled 12

points and grabbed a season-high matching seven rebounds in UALR's 65-62 win against Florida Atlantic (Jan. 24).

**At Archbishop Carroll HS:** Spent three seasons at Archbishop Carroll in Washington, D.C. ... Earned All-Conference honors and the team's most valuable player award as a senior after averaging 17 points, seven rebounds and four assists per game during the 2010-11 season ... Played under former Georgetown All-American and NBA veteran Reggie Williams during his senior year ... Had a couple of 30-point games playing in the highly competitive Washington Catholic Athletic Conference ... Helped the Lions win one playoff game before losing to DeMatha in the second round ... Also played for the Canadian Junior National Team in the FIBA Americas Under-18 and Under-19 Championships, where he was the team's third-leading scorer behind Myck Kabongo (Texas) and Kyle Wiltjer (Kentucky/Gonzaga) ... The Canadian team earned a bronze medal at the Under-18 Championships in the summer of 2010, finishing third behind Brazil and the United States.

**Personal:** Born March 12, 1993 in Canada ... Son of Sylvio and Primuse Osse ... Has three brothers, Nelson, John and Gary; and two sisters, Marjorie and Nerlande ... Majoring in health science.

### CAREER STATS

Year	GP-GS	Min./Avg.	FG-A/Pct.	3FG-A/Pct.	FT-A/Pct.	O-D Reb.	Tot./Avg.	PF/DQ	A	TO	BLK	Stl	Pts/Avg.
2012-13	32-3	414/12.9	47-135/.348	20-66/.303	35-45/.778	15-51	66/2.1	36/0	23	22	2	17	149/4.7
2013-14	24-0	345/14.4	41-109/.376	16-56/.286	20-31/.645	10-40	50/2.1	27/0	11	22	2	11	118/4.9
2014-15	REDSHIRT												
<b>Totals</b>	56-3	759/13.6	88-244/.361	36-122/.295	55-76/.724	25-91	116/2.1	63/0	34	44	4	28	267/4.8



**CAREER HIGHS**

Points: 16 – 2x, last at WKU (1/16/14)  
 FGM: 6 – 2x, last at WKU (1/16/14)  
 FGA: 12 – vs. St. Gregory's (12/4/12)  
 FTM: 4 – 3x, last vs. Louisiana (1/30/14)  
 FTA: 6 – at South Alabama (12/22/12)  
 3PM: 3 – at Troy (1/5/13)  
 3PA: 6 – 2x, last vs. Troy (1/11/14)  
 Rebounds: 8 – vs. Grambling (12/30/13)  
     **Offensive:** 3 – at Louisiana (12/29/12)  
     **Defensive:** 7 – 2x, last vs. Grambling (12/30/13)  
 Assists: 4 – at Oklahoma (11/29/13)  
 Steals: 3 – 2x, last at Oklahoma (11/29/13)  
 Blocks: 1 – 4x, last vs. Georgia State (2/6/14)  
 Turnovers: 4 – vs. Grambling (12/30/13)  
 Mins. Played: 24 – vs. Louisiana (2/28/13)

**2013-14 GAME-BY-GAME**

OPPONENT	DATE	GS	Min	FG-A	3FG-A	FT-A	O-D-REB	PF	A	T	B	S	PTS
NORTH FLORIDA	11/11		10	0-1	0-1	0-0	0-1-1	2	1	0	0	0	0
at Florida	11/16		21	0-5	0-4	1-2	1-2-3	1	1	2	0	1	1
at Middle Tennessee	11/18		16	0-2	0-1	1-3	0-3-3	2	0	1	0	0	1
at Southern	11/22		14	3-6	1-1	2-2	1-0-1	2	0	1	0	1	9
SOUTHERN ARKANSAS	11/26		18	3-9	2-5	0-0	0-3-3	0	2	0	0	0	8
at Oklahoma	11/29		19	2-8	0-3	0-0	1-4-5	2	4	1	0	3	4
UA FORT SMITH	12/3		15	2-5	1-4	3-3	0-0-0	2	1	1	0	0	8
at Tulsa	12/10		14	1-2	0-1	1-3	0-3-3	2	0	0	1	3	3
at Memphis	12/13		14	2-3	2-2	2-2	0-3-3	1	0	3	0	1	8
vs. Jacksonville State	12/20		17	2-3	1-1	0-0	0-2-2	1	0	0	0	0	5
vs. Southern Miss	12/21		11	2-3	1-2	0-0	0-0-0	2	0	1	0	1	5
GRAMBLING	12/30		16	4-6	1-3	0-0	1-7-8	0	0	4	0	0	9
at Texas State	1/2		8	0-1	0-1	0-0	0-0-0	1	0	0	0	0	0
at UT Arlington	1/4		7	0-1	0-0	1-2	0-1-1	0	0	1	0	0	1
SOUTH ALABAMA	1/9		15	1-4	1-2	0-0	0-1-1	1	0	1	0	0	3
TROY	1/11		16	4-10	1-6	1-2	2-1-3	0	0	0	1	1	10
at Western Kentucky	1/16		22	6-8	2-3	2-4	0-0-0	2	0	1	0	1	16
at Georgia State	1/18		16	2-3	1-2	2-2	0-2-2	1	0	1	0	0	7
TEXAS STATE	1/23		15	0-4	0-2	0-0	1-1-2	0	1	2	0	0	0
at Arkansas State	1/25		18	2-8	1-4	0-0	1-3-4	1	0	2	0	0	5
LOUISIANA	1/30		12	1-4	0-1	4-5	1-1-2	2	1	0	0	1	6
at South Alabama	2/1		9	1-2	0-1	0-1	0-1-1	1	0	0	0	0	2
GEORGIA STATE	2/6		14	3-9	1-4	0-0	0-1-1	1	0	0	1	0	7
WESTERN KENTUCKY	2/8		---	Did Not Play	---	---	---	---	---	---	---	---	---
at Louisiana	2/13		8	0-2	0-2	0-0	1-0-1	0	0	0	0	0	0
at ULM	2/15		---	Did Not Play	---	---	---	---	---	---	---	---	---
UT ARLINGTON	2/22		---	Did Not Play	---	---	---	---	---	---	---	---	---
at Troy	2/27		---	Did Not Play	---	---	---	---	---	---	---	---	---
ARKANSAS STATE	3/1		---	Did Not Play	---	---	---	---	---	---	---	---	---
ULM	3/8		---	Did Not Play	---	---	---	---	---	---	---	---	---
vs. Troy	3/13		---	Did Not Play	---	---	---	---	---	---	---	---	---
vs. Arkansas State	3/14		---	Did Not Play	---	---	---	---	---	---	---	---	---

**2012-13 GAME-BY-GAME**

OPPONENT	DATE	GS	Min	FG-A	3FG-A	FT-A	O-D-REB	PF	A	T	B	S	PTS
UT MARTIN	11/9		3	0-0	0-0	1-2	0-0-0	0	0	0	0	1	1
at Louisiana Tech	11/14		7	0-1	0-0	0-0	0-1-1	1	0	0	0	0	0
at Ole Miss	11/16		12	3-5	1-2	0-0	1-1-2	0	0	2	0	0	7
MILWAUKEE	11/19		3	0-0	0-0	0-0	0-0-0	0	0	0	0	0	0
JACKSONVILLE	11/21		4	0-2	0-2	0-0	0-0-0	0	0	0	0	1	0
vs. SMU	11/24		3	0-2	0-0	0-0	0-0-0	0	0	0	0	0	0
vs. South Carolina	11/25		12	1-2	1-2	0-0	0-0-0	0	0	0	0	0	3
TROY	11/29		4	0-1	0-1	0-0	0-0-0	0	2	0	0	0	0
ULM	12/1		17	1-5	0-3	2-2	0-5-5	1	3	0	0	1	4
ST. GREGORY'S	12/4		22	6-12	2-6	2-2	2-2-4	0	3	0	0	1	16
at Cincinnati	12/6		13	0-3	0-3	2-2	0-2-2	0	0	3	1	1	2
TULSA	12/15		5	0-2	0-1	0-0	0-0-0	1	2	1	0	1	0
LOUISIANA TECH	12/17		2	0-0	0-0	0-0	0-1-1	0	0	0	0	0	0
at South Alabama	12/22	*	22	3-9	2-5	3-6	1-2-3	2	1	0	0	2	11
at Louisiana	12/29		12	2-8	0-2	1-2	3-0-3	2	2	0	0	0	5
WESTERN KENTUCKY	1/3		13	1-2	0-0	2-2	0-0-0	2	0	1	0	1	4
at Troy	1/5		22	3-5	3-3	0-0	0-2-2	1	2	2	0	0	9
NORTH TEXAS	1/10		13	2-4	2-2	0-0	0-1-1	0	3	0	0	1	6
FIU	1/12		12	2-3	1-2	3-4	0-1-1	1	0	3	0	1	8
at Middle Tennessee	1/17		20	4-8	1-3	2-3	1-1-2	3	0	2	0	3	11
at Western Kentucky	1/19		18	3-7	0-2	2-2	0-7-7	3	0	0	0	0	8
FLORIDA ATLANTIC	1/24		21	4-9	0-2	4-4	2-5-7	1	2	1	1	0	12
at North Texas	1/26		19	1-4	1-2	0-0	0-3-3	0	0	0	0	0	3
SOUTH ALABAMA	2/2		17	2-6	1-2	0-0	1-4-5	2	0	1	0	0	5
at ULM	2/7		12	1-3	1-1	3-4	1-1-2	3	0	0	0	1	6
at Arkansas State	2/14		16	2-5	2-3	0-0	0-2-2	2	0	2	0	0	6
MIDDLE TENNESSEE	2/16		12	2-6	1-4	0-1	2-2-4	4	0	1	0	0	5
at FIU	2/21		15	0-4	0-3	2-2	0-1-1	2	2	1	0	1	2
at Florida Atlantic	2/23		16	0-1	0-1	4-4	0-3-3	0	0	0	0	0	4
LOUISIANA	2/28	*	24	2-6	1-4	0-0	0-1-1	2	1	1	0	1	5
ARKANSAS STATE	3/2		9	0-4	0-2	0-0	1-0-1	2	0	0	0	0	0
vs. FIU	3/9	*	14	2-6	0-3	2-3	0-3-3	1	0	1	0	0	6



## 14 • Mareik Isom

r-Jr.-2L • Forward  
6-9 • 215 lbs.  
Austin, Texas  
Bowie HS

**2014-15 (As a Redshirt Sophomore):** Played in all 31 games with eight starts in 2014-15 ... Averaged 6.8 points and 2.9 rebounds in 15.9 minutes per game ... Shot 45.9 percent from the floor, 45.0 percent from 3-point range and 86.4 percent

from the foul line ... Led the Sun Belt Conference in 3-point shooting percentage ... Scored in double figures eight times on the season ... Hit multiple 3-pointers in 10 games ... Grabbed five-plus rebounds seven times ... Blocked a career-high two shots on three occasions ... Opened the season by scoring 10 points on 4-of-6 shooting and blocking two shots vs. UA Monticello (Nov. 16) ... Grabbed a career-high eight rebounds in 13 minutes vs. CSUN in the finals of the EA SPORTS Maui Invitational Regional Games (Nov. 23) ... Scored 14 points on a perfect 4-of-4 effort from 3-point range at Missouri State (Dec. 4) ... Blocked two shots in six minutes vs. Bradley (Dec. 22) ... Totaled 11 points on 4-of-6 shooting at Texas State (Jan. 8) ... Scored 10 points and grabbed five rebounds at Georgia Southern (Jan. 31) ... Totaled 14 points on 4-of-5 shooting from the floor and a 3-of-4 effort from long range vs. Texas State (Feb. 7) ... Scored 15 points and grabbed seven rebounds in 22 minutes vs. Arkansas State (Feb. 19) ... Was named Sun Belt Conference Player of the Week after his performances against Georgia State and UT Arlington ... At home against GSU, scored a career-high 17 points while making 6 of 8 shots from the floor, including 5 of 6 from 3-point range ... At UT Arlington, hit 5 of 6 shots from the floor, including 4 of 5 from deep for 14 points...Named to the Sun Belt Conference Honor Roll for achieving a GPA between 3.0 and 3.49 during the 2014-15 academic year.

**2013-14 (As a Redshirt Freshman):** Played in 30 games with one start as a redshirt freshman in 2013-14 ... Averaged 4.6 points and 2.2 rebounds in 12.5 minutes per game ... Shot 35.2 percent from the floor, 26.2 percent from 3-point range and 64.7 percent from the foul line ... Scored in double digits five times on the season ... Grabbed five-plus rebounds five times on the season, including each of the final three games ... Shot 51.8 percent from the floor (14 of 27) and 47.1 percent from 3-point range (8 of 17) over the final six games ... Scored 11 points and knocked down two 3-pointers in UALR's season opener against

North Florida (Nov. 11) ... Scored five points and grabbed five rebounds while making his first career start at Southern (Nov. 22) ... Scored 12 points on 5-of-8 shooting vs. UAFS (Dec. 3) ... Grabbed five rebounds, all offensive, in 14 minutes at South Alabama (Feb. 1) ... Scored 11 points on 4-of-5 shooting vs. WKU (Feb. 8) ... Totaled 11 points on 3-of-5 shooting from the floor and a perfect 4-of-4 performance at the foul line vs. Arkansas State (March 1) ... Grabbed a season-high eight rebounds vs. ULM (March 8) ... Totaled seven rebounds in 12 minutes vs. Troy in the Sun Belt Tournament (March 13) ... Scored a season-high 14 points on 4-of-4 shooting from the floor and grabbed six rebounds before fouling out vs. Arkansas State in the Sun Belt Tournament quarterfinals (March 14) ... Named to Sun Belt Conference Honor Roll for earning a GPA of 3.0-3.49.

**2012-13 (As a Freshman):** Sat out the 2012-13 season as a red-shirt.

**At Bowie HS:** A two-time All-District selection for the Bulldogs ... Earned First Team All-District, All-Region and All-CenTex honors as a senior after averaging 16.5 points and 6.5 rebounds per game ... Shot 49 percent from the field, 48 percent from three-point range and 83 percent from the foul line to help Bowie to its first district championship since 2006-07 ... Named Second Team All-District as a junior after averaging 13 points and four rebounds per game to lead the Bulldogs to a 29-9 record ... Played under head coach Celester Collier, formerly head coach at Texas State ... An honor-roll student ... Named to the Academic All-District Team ... Spent the first two years of his prep career at St. Stevens Episcopal HS before transferring to Bowie prior to his junior year ... Played summer ball for the Austin Ice, coached by former San Antonio Spur Johnny Moore.

**Personal:** Full name is Mareik Nadir Isom ... Born July 25, 1994 in Austin, Texas ... Son of Kendall and Pam Isom ... Has one sister, Rhaven ... Majoring in psychology.

### CAREER STATS

Year	GP-GS	Min./Avg.	FG-A/Pct.	3FG-A/Pct.	FT-A/Pct.	O-D Reb.	Tot./Avg.	PF/DQ	A	TO	BLK	Stl	Pts/Avg.
<b>2012-13</b>	<b>REDSHIRT</b>												
<b>2013-14</b>	30-1	375/12.5	44-125/.352	17-65/.262	33-51/.647	19-48	67/2.2	62/1	6	9	6	10	138/4.6
<b>2014-15</b>	31-8	494/15.9	68-148/.459	36-80/.450	38-44/.864	25-65	90/2.9	72/4	11	25	11	10	210/6.8
<b>Totals</b>	61-9	869/14.2	112-273/.410	53-145/.366	71-95/.747	44-113	157/2.6	134/5	17	34	17	20	348/5.7



**CAREER HIGHS**

**Points:** 17 – vs. Georgia State (2/26/15)  
**FGM:** 6 – 2x, last vs. Georgia State (2/26/15)  
**FGA:** 11 – vs. Arkansas State (2/19/15)  
**FTM:** 4 – 2x, last vs. Arkansas State (3/14/14)  
**FTA:** 5 – 6x, vs. Arkansas State (3/14/14)  
**3PM:** 5 – vs. Georgia State (2/26/15)  
**3PA:** 6 – 2x, last vs. Georgia State (2/26/15)  
**Rebounds:** 8 – 2x, last vs. CSUN (11/23/14)  
**Offensive:** 5 – at South Alabama (2/1/14)  
**Defensive:** 7 – vs. ULM (3/8/14)  
**Assists:** 2 – 2x, last vs. Troy (1/22/15)  
**Steals:** 3 – at Southern (11/22/13)  
**Blocks:** 2 – 3x, last at Louisiana (3/5/15)  
**Turnovers:** 3 – 2x, last at UT Arlington (2/28/15)  
**Mins. Played:** 30 – at Louisiana (3/5/15)

**2014-15 GAME-BY-GAME**

OPPONENT	DATE	GS	Min	FG-A	3FG-A	FT-A	O-D-REB	PF	A	T	B	S	PTS
UAM	11/16		16	4-6	2-3	0-0	1-2-3	3	0	0	2	0	10
at BYU	11/18		13	1-5	0-2	3-4	1-0-1	2	0	1	0	0	5
UMKC	11/22		5	1-1	0-0	0-0	0-0-0	2	0	0	0	0	2
CSUN	11/23		13	1-5	0-3	2-2	2-6-8	2	0	1	1	0	4
UCA	11/29		9	0-0	0-0	0-0	0-0-0	0	0	0	0	0	0
at Missouri State	12/4		15	4-5	4-4	2-2	2-2-4	3	1	1	0	0	14
TULSA	12/7	*	22	2-7	2-4	0-0	1-5-6	5	0	1	0	2	6
KENT STATE	12/14		11	0-3	0-1	2-2	1-1-2	0	0	1	0	0	2
vs. Green Bay	12/21		15	1-3	1-1	0-0	0-1-1	2	0	2	0	1	3
vs. Bradley	12/22		6	0-1	0-1	2-2	0-2-2	0	0	0	2	0	2
LOUISIANA	12/30		17	1-4	1-2	0-0	0-2-2	2	0	0	0	0	3
at Georgia State	1/3		17	2-5	2-4	0-0	1-2-3	0	1	1	0	0	6
SOUTH ALABAMA	1/5		19	3-3	1-1	2-2	1-4-5	3	1	0	0	0	9
at Texas State	1/8	*	22	4-6	1-3	2-3	1-3-4	5	0	1	1	0	11
APPALACHIAN STATE	1/10	**	24	3-5	0-1	2-2	0-2-2	4	1	3	0	0	8
at ULM	1/17	**	20	1-5	1-3	2-2	0-2-2	5	1	2	0	0	5
at South Alabama	1/19	*	18	1-4	0-2	2-4	0-3-3	2	0	1	0	0	4
TROY	1/22		10	0-3	0-1	0-0	1-0-1	2	2	0	0	0	0
UT ARLINGTON	1/24		16	2-6	2-6	0-0	1-3-4	3	0	0	0	0	6
at Arkansas State	1/29		13	1-3	1-3	2-2	0-0-0	0	0	0	0	1	5
at Georgia Southern	1/31		16	3-6	0-1	4-4	4-1-5	3	0	1	0	0	10
ULM	2/5		8	0-4	0-2	1-2	0-1-1	1	0	0	0	0	1
TEXAS STATE	2/7		13	4-5	3-4	3-4	0-2-2	2	1	0	1	0	14
at Appalachian State	2/12		18	3-6	0-2	1-1	0-5-5	3	1	2	0	2	7
GEORGIA SOUTHERN	2/14		7	1-2	0-0	2-2	1-0-1	0	0	0	0	0	4
ARKANSAS STATE	2/19		22	6-11	2-5	1-1	1-6-7	2	0	1	1	1	15
at Troy	2/21		15	3-6	1-2	0-0	0-1-1	4	0	1	0	0	7
GEORGIA STATE	2/26		19	6-8	5-6	0-0	1-0-1	1	1	0	1	1	17
at UT Arlington	2/28		26	5-6	4-5	0-0	1-3-4	2	1	3	0	0	14
at Louisiana	3/5	*	30	3-7	2-4	0-0	1-4-5	4	0	2	2	2	8
vs. South Alabama	3/12	*	19	2-7	1-4	3-3	2-2-4	5	0	0	0	0	8

**2013-14 GAME-BY-GAME**

OPPONENT	DATE	GS	Min	FG-A	3FG-A	FT-A	O-D-REB	PF	A	T	B	S	PTS
NORTH FLORIDA	11/11		17	3-8	2-5	3-3	1-3-4	0	0	0	1	0	11
at Florida	11/16		11	0-4	0-2	0-0	1-1-2	1	0	0	0	0	0
at Middle Tennessee	11/18		8	0-2	0-2	3-4	0-1-1	3	0	0	0	0	3
at Southern	11/22	*	25	2-6	1-1	0-0	2-3-5	4	0	1	1	3	5
SOUTHERN ARKANSAS	11/26		5	2-3	1-2	0-0	0-1-1	0	0	0	0	0	5
at Oklahoma	11/29		18	2-7	0-5	1-2	1-1-2	2	0	0	0	1	5
UA FORT SMITH	12/3		10	5-8	2-3	0-0	0-1-1	3	0	0	0	0	12
at Tulsa	12/10		12	2-4	1-3	1-2	0-1-1	1	0	0	0	1	6
at Memphis	12/13		7	0-3	0-3	1-2	0-1-1	1	0	0	0	1	1
vs. Jacksonville State	12/20		--- Did Not Play ---										
vs. Southern Miss	12/21		10	0-2	0-2	0-2	0-2-2	1	1	1	0	0	0
GRAMBLING	12/30		16	2-7	0-1	3-4	1-2-3	2	0	0	1	0	7
at Texas State	1/2		7	0-1	0-0	0-0	0-2-2	3	0	0	0	0	0
at UT Arlington	1/4		1	0-0	0-0	0-0	0-0-0	0	0	0	0	0	0
SOUTH ALABAMA	1/9		3	0-2	0-1	0-0	0-0-0	1	0	0	0	0	0
TROY	1/11		8	0-3	0-2	0-0	0-0-0	2	0	0	0	0	0
at Western Kentucky	1/16		--- Did Not Play ---										
at Georgia State	1/18		13	1-3	0-2	0-0	0-3-3	2	0	0	0	0	2
TEXAS STATE	1/23		15	1-3	0-1	2-2	0-0-0	3	0	2	0	0	4
at Arkansas State	1/25		8	0-3	0-2	0-0	0-0-0	3	0	0	0	0	0
LOUISIANA	1/30		10	2-4	1-2	2-3	0-0-0	3	0	0	0	2	7
at South Alabama	2/1		14	2-5	0-1	1-2	5-0-5	4	0	0	1	0	5
GEORGIA STATE	2/6		13	0-3	0-1	0-0	1-0-1	1	0	0	0	0	0
WESTERN KENTUCKY	2/8		16	4-5	1-2	2-4	0-1-1	3	0	1	0	0	11
at Louisiana	2/13		17	2-7	0-3	1-4	0-2-2	1	0	1	0	0	5
at ULM	2/15		18	0-5	0-2	1-4	2-2-4	2	0	0	1	1	1
UT ARLINGTON	2/22		13	1-3	1-3	4-4	1-1-2	0	0	0	0	0	7
at Troy	2/27		8	2-5	1-2	0-0	0-1-1	3	0	0	0	0	5
ARKANSAS STATE	3/1		17	3-5	1-3	4-4	1-1-2	2	0	1	0	0	11
ULM	3/8		21	2-7	2-5	0-0	1-7-8	2	2	1	1	0	6
vs. Troy	3/13		12	2-3	1-2	0-0	1-6-7	4	2	1	0	0	5
vs. Arkansas State	3/14		22	4-4	2-2	4-5	1-5-6	5	1	0	0	1	14



**22 • Thomas Brandsma**

Sr.-TR • Forward  
6-5 • 210 lbs.  
Colleyville, Texas  
Angelo State

*Will sit out 2015-16 season*

**At Angelo State:** Played two seasons for head coach Chris Beard at Angelo State ... Played just under 15 minutes per game on ASU's record-setting 2014-15

team ... Averaged 3.1 points and 2.6 rebounds while shooting 57.1 percent from the floor and 61.5 percent from 3-point range ... Scored a career-high 11 points on a perfect 4-of-4 shooting performance from the floor, including a 3-of-3 effort from long range, vs. Texas A&M-Commerce on Jan. 12 ... Off the court, was named to the Lonestar Conference All-Academic Team in 2014-15.

**At McMurry University:** Played his freshman season for Chris Beard at McMurry ... Appeared in 28 games.

**At Colleyville Heritage HS:** Played for head coach Stephen Hamrick ... Averaged 17 points and seven rebounds and was named First Team All-District as a senior in 2011-12.

**Personal:** Born Oct. 22, 1993 in Bedford, Texas ... Parents are Steve and Kathy ... Has one brother, Kevin ... Majoring in economics.



**2 • Daniel Green**

Sr.-TR • Forward  
6-11 • 240 lbs.  
Colleyville, Texas  
Wake Forest

**At Wake Forest:** Played in four games for the Demon Deacons as a redshirt junior in 2014-15 after being limited the previous two seasons due to injury ... As a freshman in 2011-12, appeared in 27 games – including

14 ACC contests – while grabbing 45 total rebounds ... Totaled career highs with six points and six rebounds in Wake Forest's opener vs. Loyola Maryland in Nov. 2011 ... Scored five points and grabbed four rebounds vs. Boston College in Feb. 2012.

**At Grapevine HS:** Played for coach Darryn Shearmire at Grapevine HS ... Was a 2011 McDonald's All-America nominee and rated as a three-star prospect by Rivals.com ... Was named First Team All-District 6-5A as a senior ... As a junior, averaged 8.3 points and 8.1 rebounds and earned Honorable Mention All-District honors ... Played AAU ball for the Dallas Mustangs under coach Al Johnson ... Off the court, Green was a First Team Academic All-District selection as a senior and was named a Texas Scholar for his work in the classroom.

**Personal:** Born Oct. 20, 1992 in Atlanta, Ga. ... Son of Perry and Mia Green ... Has three younger brothers, Isaiah, Matthew and Michael ... Majoring in business.



**11 • Jermaine Ruttley**

Sr.-TR • Guard  
6-3 • 200 lbs.  
Radcliff, Ky.  
Florida A&M

**At Florida A&M:** Averaged 17.4 points and 6.7 rebounds as a junior for the Rattlers in the 2014-15 season ... Shot 45.1 percent from the floor while averaging 3.1 assists and 1.6 steals for FAMU ... Led the team in scor-

ing, rebounding, assists and steals ... Scored in double figures in 25 of FAMU's 29 games, including 20-plus 13 times ... Scored a season-high 30 points on 9-of-17 shooting from the floor, including 4-of-8 from 3, and grabbed nine rebounds at Delaware State on Feb. 9 ... Closed the season with successive 28-point efforts against North Carolina A&T (Feb. 28) and Savannah State (March 5) ... Shot a combined 17 of 30 from the floor and 5 of 11 from 3-point range over the final two games ... Recorded five double-doubles on the year ... Scored 17 points and pulled down 16 boards – the most by a FAMU player all season – at Bethune-Cookman on Feb. 21 ... His 46 steals were highlighted by 13-multi steal games ... Totaled a season-high four steals three times, and had at least three steals in three of the season's final four games ... His 33 made 3-pointers were second-most on the team.

**At Kaskaskia College:** Played his first two seasons of college basketball at Kaskaskia College, where he averaged 17.4 points, 6.0 rebounds and 4.3 assists as a sophomore

**At North Hardin HS:** Played his high school basketball at North Hardin High School in Elizabethtown, Ky. ... Averaged 21 points, six rebounds and four assists as a senior ... Named Region V Sophomore of the Year in 2010 ... Two-time All-District and All-Region selection ... All-State honorable mention.

**Personal:** Born Feb. 12, 1993 in Milwaukee, Wisc. ... Parents are Jermaine Nicholson and Teneka Ruttley ... Has three brothers, Eric Brown, Kenny Nicholson and Jordan Brangers, and one sister, Adrianna Horton ... Majoring in criminal justice.



**1 • Jalen Jackson**

Jr.-JC • Guard/Forward  
6-6 • 195 lbs.  
West Memphis, Ark.  
Northwest Florida State

**At Northwest Florida State:** Averaged a team-high 18.3 ppg on Northwest Florida State's 2015 Division I Junior College National Championship team ... Shot 56.4 percent from the floor and 32.4 percent from 3-point

range in 2014-15 ... Added 4.7 rebounds, 2.9 steals and 2.7 assists per game for the Raiders, who went 33-2 and won their final eight games of the season ... Totaled 19 points, five rebounds and three steals in NWFS's overtime win over South Plains College in the DI NJCAA National Title game ... Averaged more than 20 points over the team's seven DI NJCAA Tournament wins ... Scored in double figures in all but two of his 35 games played ... Scored 20-plus 15 times on the year, including a season high-matching 27 on 10-of-22 shooting in the national semifinal vs. Georgia Highlands College ... His 101 steals ranked fifth nationally ... Totaled 25 multi-steal games as a sophomore, with 16 games of three or more.

**At Central Arkansas:** Played his freshman season at UCA, averaging 9.8 points, 4.3 rebounds, 2.2 assists and 1.4 steals for the Bears in 2013-14 ... Shot 50.3 percent from the floor and 48.4 percent from 3 ... Boasted 12 double-figure scoring games ... Scored 20 or more four times on the season.

**At West Memphis HS:** Ranked as the No. 2 player in Arkansas and the No. 115 player nationally as a senior at West Memphis High School in 2012 ... Rated as a three-star recruit by both Rivals.com and Scout.com.

**Personal:** Born March 30, 1994 in Memphis, Tenn. ... Parents are Arthur and Patricia Jackson ... Has three brothers, Arthur, Antwan and Keelon Lawson ... Majoring in criminal justice.



**13 • Marcus Johnson Jr.**

Jr.-JC • Guard  
5-11 • 175 lbs.  
Charlotte, N.C.  
Hill College

**At Hill College:** Started all 36 games in 2014-15, averaging 16.9 points, 7.8 assists and 3.2 rebounds ... Shot 47.3 percent from the floor, 40.6 percent from 3-point range and 79.5 percent from the foul line ... Was the

Most Valuable Player in the Northern Texas Junior College Athletic Conference as well as First Team All-NTJCAC ... His 279 assists in 2014-15 were second-most nationally and his 4.9 assist-to-turnover ratio ranked third ... Scored in double figures in 31 games, including 20 straight at one point ... Scored 20-plus 10 times and totaled two games of 30 or more ... Finished the season with nine double-doubles, with Hill College going 8-1 in those games ... Ranked among the top-100 players nationally with 65 made 3-pointers last season.

**At Evelyn Mack Academy:** Played for head coach Michael Wright.

**Personal:** Born May 18, 1995 in Charlotte, N.C. ... Parents are Rochelle Anderson and Marcus Johnson ... Bas two brothers, Nahseem and Zaire, and one sister, Payton ... Majoring in criminal justice.



**24 • Evan Moorman**

Jr.-JC • Guard  
6-1 • 200 lbs.  
Memphis, Tenn.  
Hill College

**At Hill College:** Played his sophomore season under head coach Swede Trenkle ... Earned Second Team All-District honors after averaging 10.9 points and shooting 52.2 percent from 3-point range to rank third nationally ... His 107 made 3-pointers in 2014-15 were sixth-most nationally ... Scored in double figures 17 times on the season, including a season-high 30 vs. Georgia Highlands in the NJCAA Tournament consolation game that saw him connect on 10 of 14 shots from 3-point range ... Of the 31 games in which he appeared for Hill College, he made multiple treys in 26, including eight games with at least five made 3s ... Finished the season shooting 48.6 percent from the floor and 84.4 percent from the foul line.

**At Florida National University:** Played his freshman season at Florida National University where he averaged 15 points and shot 51.0 percent from 3-point range.

**At White Station HS:** Played for head coach Jesus Patino ... Averaged double figures while helping lead the Spartans to a District Championship.

**Personal:** Born June 3, 1994 in Memphis, Tenn. ... Mother is Heather Beard ... Has one brother, Mark ... Majoring in economics.



**12 • Lis Shoshi**

Jr.-JC • Forward  
6-11 • 210 lbs.  
Peje, Kosovo  
Howard College

**At Howard College:** Played two seasons under head coach Scott Raines at Howard College where he was named the Western Junior College Athletic Conference Defensive Player of the Year and Honorable Mention All-WJCAC

in 2015 ... Helped lead Howard to a 24-8 overall record and a 13-3 mark in conference play in 2014-15 ... Blocked 51 shots and nearly averaged a double-double, finishing the year with averages of 9.4 points and 9.5 rebounds in 23.2 minutes per game ... Shot 51.5 percent from the floor and 68.9 percent from the foul line ... Posted nine double-doubles on the season, highlighted by a 22-point, 14-rebound, two-block effort against Phoenix College ... Racked up 15 double-figure rebounding games in 2014-15 ... Also posted 15 double-figure scoring efforts on the year ... Ranked 16th nationally in defensive boards (210), 20th in total rebounds (305) and 27th in rebounds per game.

**Personal:** Born June 29, 1994 in Peje, Kosovo ... Parents are Gezim and Burbuqe Shoshi ... Has one brother, Rinor ... Majoring in finance.



**21 • Dayshawn Watkins**

Jr.-TR • Guard  
6-0 • 180 lbs.  
North Little Rock, Ark.  
Florida State

**Will sit out 2015-16 season**

**At Florida State:** Appeared in 22 games while averaging 1.3 points and 1.0 rebounds in his lone season at Florida State ... Posted season highs with seven

points and eight rebounds in FSU's win over Charleston Southern on Nov. 28.

**At Holmes CC:** Attended Holmes Community College as a freshman in 2013-14, averaging 13.0 points, 4.8 assists and 1.6 steals in 19 games ... Scored in double figures 13 times on the season, including a season-high 25 points vs. Coahoma Community College ... Posted eight multi-steal games on the year ... Handed out five or more assists nine times on the year, including back-to-back games of 11 and 10 assists vs. Baton Rouge and Northeast Mississippi, respectively ... Finished the season shooting 40.9 percent from the floor and 76.3 percent from the foul line.

**At North Little Rock HS:** Graduated from North Little Rock High School in 2013, where he averaged 16.2 points and 5.8 assists en route to being named First Team All-State as a senior ... Led the Charging Wildcats to the 2013 Arkansas 7A State Championship as the team Wildcats compiled a 28-1 record and No. 25 national ranking ... Totaled 17 points, five assists and two steals in North Little Rock's 64-52 win over Fayetteville High School in the championship game ... Was named the Most Valuable Player of the 2013 Arkansas High School Coaches Association All-Star Game after scoring a game-high 18 points ... Watkins played his AAU basketball for the Arkansas Wings, which won an AAU National Championship following his junior season.



**5 • Oliver Black**

So.-TR • Forward  
6-9 • 225 lbs.  
Jackson, Miss.  
Mississippi State

*Will sit out 2015-16 season*

**At Mississippi State:** Ap-  
peared in 31 games and made  
four starts at Mississippi State  
in 2014-15 ... Scored 56 points  
and grabbed 75 rebounds to go

along with 12 steals and eight blocked shots on the season ...  
Finished the season shooting 48.9 percent from the floor ... Re-  
corded season highs of nine points against McNeese State on  
Dec. 30 and seven rebounds against Vanderbilt on Jan. 17 ... In  
the SEC Tournament vs. Auburn, posted four points and two re-  
bounds in 20 minutes of play.

**At IMG Academy:** Played his senior season of high school bas-  
ketball under head coach Yusef Fitzgerald at IMG Academy in  
Bradenton, Fla., where he averaged 14.0 points, 12.0 rebounds  
and 4.0 blocks per game ... As a junior at Wingfield HS, averaged  
10.1 points, 5.0 rebounds and 4.0 blocks ... Was named the MVP  
of the 2013 North-South All-Star Game after scoring 19 points  
and grabbing eight rebounds.

**Personal:** Born Sept. 10, 1995 in Jackson, Miss. ... Parents are  
Lisa and Oliver ... Has two brothers, Michael and David, and two  
sisters, Angel and Princess ... Majoring in criminal justice.



**30 • Deondre Burns**

Fr.-HS • Guard  
6-2 • 175 lbs.  
Yazoo City, Miss.  
Newman Smith HS

**At Newman Smith HS:** Aver-  
aged 24.6 ppg as a senior to lead  
the Texas 5A classification and  
rank in the top 10 statewide ...  
Contributed 4.4 rebounds and  
2.1 assists while earning All-Re-  
gion and First Team All-District

11-5A honors as a senior ... Made 61 3-pointers in 28 games as  
a senior to rank ninth in Texas 5A. He finished his high school ca-  
reer with over 1,300 career points ... Was named the District 11-  
5A Most Valuable Player at the end of the 2014-15 season ... Was  
named MVP of the North Texas Basketball Coaches Association  
All-Star Game ... As a junior, averaged 21.2 ppg and was voted  
the District 11-5A Offensive Player of the Year and was named  
First Team All-District ... Was the Texas 5A Sophomore of the  
Year in 2012-13 ... Off the court, Burns was an honor student  
and a National Society of High School Scholars inductee.

**Personal:** Born Jan. 16, 1997 in Jackson, Miss. ... Parents are  
Deon Burns and Belinda Smith ... Has one sister, DeCarnia Smith  
... Undecided on an academic major.

**20 • Ben Marcus**

r-Fr.-RS • Guard/Forward

6-5 • 200 lbs.

Pine Bluff, Ark.

Watson Chapel HS

**2014-15 (As a Freshman):**

Sat out the 2014-15 season as a redshirt...Named to the Sun Belt Conference Honor Roll for achieving a GPA between 3.0 and 3.49 during the 2014-15 academic year.

**At Watson Chapel HS:** Played for head coach Matt Busch ... Averaged 15 points and 11 rebounds as a senior, up from 10 points and eight rebounds during his junior season ... Was an All-Conference selection each of his final two years ... Earned All-State honors as a senior in 2014 ... Named First Team All-SEARK (Southeastern Arkansas) in 2014 ... Named Second Team All-SEARK in 2013.

**Personal:** Born July 29, 1996 in Pine Bluff, Ark. ... Parents are Herschel and Kimberly Marcus ... Has two brothers, Herschel and Kevin, and one sister, Kimberly ... Majoring in mathematics with a minor in education.

# 2014-15 SEASON STATISTICS

<b>RECORD:</b>	<b>OVERALL</b>	<b>HOME</b>	<b>AWAY</b>	<b>NEUTRAL</b>
<b>ALL GAMES</b>	<b>13-18</b>	<b>9-7</b>	<b>3-9</b>	<b>1-2</b>
<b>CONFERENCE</b>	<b>8-12</b>	<b>5-5</b>	<b>3-7</b>	<b>0-0</b>
<b>NON-CONFERENCE</b>	<b>5-6</b>	<b>4-2</b>	<b>0-2</b>	<b>1-2</b>

##	Player	gp-gs	min	avg	Total		3-Point		Free Throw		Rebounds			pf	dq	a	to	blk	stl	pts	avg	
					fg-fga	fg%	3fg-fga	3fg%	ft-fga	ft%	off	def	tot									avg
03	Hagins, Josh	31-8	785	25.3	131-313	.419	43-127	.339	70-84	.833	32	91	4.0	77	2	93	50	50	5	52	375	12.1
33	White, James	15-14	407	27.1	67-148	.453	1-1	1.000	44-61	.721	35	64	99	6.6	45	2	13	30	25	8	179	11.9
00	Woods, Roger	31-26	818	26.4	131-275	.476	13-29	.448	93-145	.641	71	132	203	6.5	75	1	33	55	17	22	368	11.9
22	Reid, James	31-18	725	23.4	76-194	.392	52-150	.347	40-52	.769	7	67	74	2.4	66	1	43	23	1	16	244	7.9
24	Dillard, Ben	31-24	782	25.2	70-200	.350	34-124	.274	63-77	.818	15	35	50	1.6	56	0	46	28	2	15	237	7.6
21	Isom, Mariek	31-8	494	15.9	68-148	.459	36-80	.450	38-44	.864	25	65	90	2.9	72	4	11	25	11	10	210	6.8
14	Thomas, J.T.	31-25	796	25.7	61-177	.345	29-89	.326	41-69	.594	3	52	55	1.8	40	0	75	33	5	14	192	6.2
10	Hill, Maurius	25-9	421	16.8	59-145	.407	8-24	.333	27-43	.628	37	72	109	4.4	36	0	23	34	4	10	153	6.1
55	Leeper, Gus	30-9	485	16.2	54-112	.482	0-0	.000	14-20	.700	36	49	85	2.8	64	2	2	17	14	3	122	4.1
11	Smith, DeVonte	21-8	458	21.8	17-38	.447	3-10	.300	10-26	.385	15	39	54	2.6	35	0	38	16	1	17	47	2.2
02	Washington, Jerron	22-3	126	5.7	5-23	.217	0-2	.000	5-10	.500	1	16	17	0.8	12	0	3	7	1	4	15	0.7
01	Brown, Andre	12-3	78	6.5	2-6	.333	0-0	.000	0-1	.000	8	5	13	1.1	9	0	0	4	0	3	4	0.3
	Team										44	47	91		1		4					
	Total	31	6375		741-1779	.417	219-636	.344	445-632	.704	329	734	1063	34.3	588	12	380	326	86	174	2146	69.2
	Opponents	31	6375		749-1688	.444	223-602	.370	459-678	.677	331	812	1143	36.9	578	-	390	419	86	145	2180	70.3

Team Statistics	UALR	Opponent	Date	Opponent	W/L	Score	Attend.
Scoring	2146	2180	11/16/14	UA MONTICELLO	W	77-64	946
Points per game	69.2	70.3	11/18/14	at BYU	L	62-91	12469
Scoring margin	-1.1	-	11/22/14	UMKC	W	73-68	647
Field Goals-Attempts	741-1779	749-1688	11/23/14	CSUN	Wo2	94-88	549
Field goal pct.	.417	.444	11/29/14	UCA	W	85-71	1060
3-Point Field Goals-Attempts	219-636	223-602	12/04/14	at Missouri State	L	68-73	5207
3-Point Field Goal pct.	.344	.370	12/7/14	TULSA	L	73-78	794
3-Point Field Goals per game	7.1	7.2	12/14/14	KENT STATE	Lot	55-60	1330
Free Throws-Attempts	445-632	459-678	12/21/14	vs Green Bay (2)	L	46-66	0
Free Throw pct.	.704	.677	12/22/14	vs Bradley (2)	W	64-54	0
Free Throws made per game	14.4	14.8	12/30/14	LOUISIANA *	Lot	79-83	1174
Rebounds	1063	1143	1/03/15	at Georgia State *	L	69-82	1269
Rebounds per game	34.3	36.9	1/5/15	SOUTH ALABAMA *	L	69-72	1010
Rebounding margin	-2.6	-	1/8/15	at Texas State *	Lo 2	74-77	1404
Assists	380	390	1/10/15	APPALACHIAN STATE *	W	64-46	1482
Assists per game	12.3	12.6	1/17/15	at ULM *	L	52-64	1793
Turnovers	326	419	1/19/15	at South Alabama *	L	64-66	2046
Turnovers per game	10.5	13.5	1/22/15	TROY *	W	73-65	1281
Turnover margin	+3.0	-	1/24/15	UT ARLINGTON *	L	68-75	1959
Assist/turnover ratio	1.2	0.9	1/29/15	at Arkansas State *	W	75-65	3104
Steals	174	145	1/31/15	at Georgia Southern *	L	61-76	0
Steals per game	5.6	4.7	2/5/15	ULM *	L	61-77	1676
Blocks	86	86	2/7/15	TEXAS STATE *	W	69-61	1788
Blocks per game	2.8	2.8	2/12/15	at Appalachian State *	W	79-74	1187
Attendance	22527	36887	2/14/15	GEORGIA SOUTHERN *	Lot	70-72	1323
Home games-Avg./Game	16-1408	12-3074	2/19/15	ARKANSAS STATE *	W	70-57	3629
Neutral site-Avg./Game	-	3-0	2/21/15	at Troy *	W	63-58	1762
			2/26/15	GEORGIA STATE *	W	92-83	1879
			2/28/15	at UTA *	L	73-82	2512
			3/5/15	at Louisiana *	L	69-75	4134
			3/12/15	vs South Alabama	L	55-57	0

\* Sun Belt Conference game

^ Sun Belt Tournament (New Orleans, La.)

(1) EA SPORTS Maui Invitational Regional Games (Little Rock, Ark.)

(2) South Point Holiday Hoops Classic (Las Vegas, Nev.)

## 2014-15 GAME-BY-GAME LEADERS

DATE	OPPONENT	RESULT	POINTS	REBOUNDS	ASSISTS	STEALS	BLOCKS
11/16	UA MONTICELLO	W, 77-64	Reid (12)	Woods (13)	Smith (5)	Dillard (1) Woods	White (3)
1/18	at BYU	L, 62-91	Woods (19)	White (9) Woods	Thomas (6)	White Woods (1) Hill Thomas	White (2)
11/22	UMKC	W, 73-68	White (17)	White (7) Hill	Hill (6)	Thomas (2) Smith	White (4)
11/23	CSUN	W, 94-88	White (18)	White (13)	Hagins (5)	Thomas (2)	Isom (1) Hill
11/29	UCA	W, 85-71	White (23)	White (7)	Thomas (4) Woods	Woods (3)	Leeper (1) White Woods
12/4	at Missouri State	L, 68-73	Isom (14)	Smith (8)	Hagins (5)	Reid (2) Smith	White (1) Woods Thomas
12/7	TULSA	L, 73-78	Hagins (20)	White (11)	Hagins (7)	Isom (2)	White (1) Woods
12/14	KENT STATE	L, 55-60 (ot)	Woods (12)	Hagins (9)	Woods (2) Hagins	Hagins (1) White	White (3)
12/21	vs. Green Bay	L, 46-66	Woods (18)	Woods (8)	Hagins (4)	Woods Reid (3) Hagins	None
12/22	vs. Bradley	W, 64-54	Woods (17)	Thomas (7)	Dillard (2) Woods Smith	Woods (2)	Woods (3)
12/30	LOUISIANA	L, 79-83 (ot)	White (19)	White (8)	Reid (3)	Hagins (3)	White (3)
1/3	at Georgia State	L, 69-82	Reid (14) Dillard	Dillard (4)	Hagins (7)	Smith (2) Dillard	White (4)
1/5	SOUTH ALABAMA	L, 69-72	Woods (14)	Woods (12)	Hagins (4)	Smith (3)	White (1)
1/8	at Texas State	L, 74-77 (2ot)	Hagins (20)	Smith (9)	Hagins (5)	Reid (2)	Isom (1) Woods White Leeper
1/10	APPALACHIAN STATE	W, 64-46	Woods (15)	Woods (6)	Smith (4)	Reid (1) Hagins Brown Smith	Leeper (1) Woods
1/17	at ULM	L, 52-64	Hagins (15)	Thomas (7)	Dillard (3)	Hagins (1) Thomas Woods Leeper	Leeper (2)
1/19	at South Alabama	L, 64-66	Hagins (23)	Woods (9)	Woods (2) Smith	Woods (2)	Thomas (1) Woods
1/22	TROY	W, 73-65	Hagins (22)	Woods (10)	Hagins (5)	Hagins (3)	Woods (1) Leeper
1/24	UT ARLINGTON	L, 68-75	Woods (14)	Leeper (7)	Hagins (4)	Hagins (2)	Woods (1)
1/29	at Arkansas State	W, 75-65	Hagins (28)	Woods (11)	Thomas (4)	Hagins (4)	None
1/31	at Georgia Southern	L, 61-76	Hagins (15)	Hagins (7)	Smith (4)	Hagins (1) Woods Reid Hill Smith Leeper (1) Dillard	None
2/5	ULM	L, 61-77	Hill (20)	Hill (9)	Hill (2) Dillard Thomas	Woods (1) Dillard	Washington (1)
2/7	TEXAS STATE	W, 69-61	Isom (14)	Woods (8)	Hagins (3) Thomas	Hagins (2)	Isom (1) Hill Dillard
2/12	at Appalachian State	W, 79-74	Hagins (14)	Woods (5) Isom	Hagins (6)	Isom (2) Hagins	None
2/14	GEORGIA SOUTHERN	L, 70-72 (ot)	Reid (23)	Hill (8)	Thomas (4)	Thomas (1) Hagins Washington Woods Dillard (2)	Leeper (2)
2/19	ARKANSAS STATE	W, 70-57	Hill (17)	Isom (7)	Woods (5)	Woods (1) Dillard (2)	Woods (1) Isom Hagins Leeper
2/21	at Troy	W, 63-58	Hagins (17)	Hill (12)	Hagins (3)	Hagins (3)	None
2/26	GEORGIA STATE	W, 92-83	Isom (17) Thomas	Woods (9)	Reid (6) Thomas	Hagins (3)	Leeper (1) Isom Woods
2/28	at UT Arlington	L, 73-82	Woods (16)	Woods (6)	Thomas (4)	Hagins (3)	Dillard (1)
3/5	at Louisiana	L, 69-75	Woods (17)	Isom (5)	Hagins (5)	Hagins (4)	Isom (2)
3/12	vs. South Alabama	L, 55-57	Woods (16)	Woods (10)	Thomas (4)	Hagins (4)	Hill (2)

# 2014-15 GAME-BY-GAME COMPARISON

Team	Score	1st-2nd-OT	FG-FGA	Pct.	3PT-A	Pct.	FT-A	Pct.	O-Reb.	D-Reb.	Tot.	PF-DQ	A	TO	BLK	S	Bench
<b>LITTLE ROCK</b>	<b>77</b>	<b>38-39</b>	<b>29-65</b>	<b>.446</b>	<b>11-24</b>	<b>.458</b>	<b>8-16</b>	<b>.500</b>	<b>15</b>	<b>27</b>	<b>42</b>	<b>15-0</b>	<b>17</b>	<b>12</b>	<b>7</b>	<b>3</b>	<b>30</b>
vs. UA Monticello	64	29-35	23-57	.404	10-18	.556	8-12	.667	10	23	33	20-1	11	17	3	5	6
<b>LITTLE ROCK</b>	<b>62</b>	<b>28-34</b>	<b>21-61</b>	<b>.344</b>	<b>6-18</b>	<b>.333</b>	<b>14-19</b>	<b>.737</b>	<b>9</b>	<b>24</b>	<b>33</b>	<b>19-0</b>	<b>10</b>	<b>14</b>	<b>4</b>	<b>3</b>	<b>21</b>
at BYU	91	37-54	37-69	.536	7-20	.350	10-20	.500	13	34	47	18-0	22	11	0	9	34
<b>LITTLE ROCK</b>	<b>73</b>	<b>30-43</b>	<b>24-47</b>	<b>.511</b>	<b>6-15</b>	<b>.400</b>	<b>19-26</b>	<b>.731</b>	<b>7</b>	<b>27</b>	<b>34</b>	<b>25-1</b>	<b>17</b>	<b>21</b>	<b>5</b>	<b>6</b>	<b>27</b>
vs. UMKC	68	34-34	25-60	.417	9-23	.391	9-20	.450	15	20	35	23-1	12	18	3	6	31
<b>LITTLE ROCK</b>	<b>94</b>	<b>41-28-11-14</b>	<b>30-75</b>	<b>.400</b>	<b>4-21</b>	<b>.190</b>	<b>30-41</b>	<b>.732</b>	<b>18</b>	<b>32</b>	<b>50</b>	<b>20-0</b>	<b>10</b>	<b>8</b>	<b>2</b>	<b>6</b>	<b>28</b>
vs. CSUN	88	36-33-11-8	33-74	.446	4-17	.235	18-24	.750	12	33	45	30-4	13	14	5	2	7
<b>LITTLE ROCK</b>	<b>85</b>	<b>47-38</b>	<b>30-55</b>	<b>.545</b>	<b>4-14</b>	<b>.286</b>	<b>21-25</b>	<b>.840</b>	<b>7</b>	<b>25</b>	<b>32</b>	<b>15-0</b>	<b>15</b>	<b>9</b>	<b>3</b>	<b>9</b>	<b>32</b>
vs. Central Arkansas	71	37-34	26-55	.473	11-25	.440	8-11	.727	6	21	27	21-0	14	15	2	5	8
<b>LITTLE ROCK</b>	<b>68</b>	<b>32-36</b>	<b>23-49</b>	<b>.469</b>	<b>9-16</b>	<b>.563</b>	<b>13-23</b>	<b>.565</b>	<b>6</b>	<b>24</b>	<b>30</b>	<b>14-0</b>	<b>13</b>	<b>7</b>	<b>3</b>	<b>6</b>	<b>30</b>
at Missouri State	73	27-46	25-53	.472	10-23	.435	13-15	.867	5	24	29	18-0	15	10	2	4	13
<b>LITTLE ROCK</b>	<b>73</b>	<b>25-48</b>	<b>24-67</b>	<b>.358</b>	<b>11-23</b>	<b>.478</b>	<b>14-20</b>	<b>.700</b>	<b>12</b>	<b>20</b>	<b>32</b>	<b>25-1</b>	<b>12</b>	<b>5</b>	<b>2</b>	<b>4</b>	<b>27</b>
vs. Tulsa	78	33-45	22-43	.512	11-18	.611	23-37	.622	8	36	44	19-0	15	16	4	5	25
<b>LITTLE ROCK</b>	<b>55</b>	<b>32-19-4</b>	<b>19-52</b>	<b>.365</b>	<b>5-15</b>	<b>.333</b>	<b>12-17</b>	<b>.706</b>	<b>11</b>	<b>23</b>	<b>34</b>	<b>17-1</b>	<b>9</b>	<b>12</b>	<b>3</b>	<b>3</b>	<b>5</b>
vs. Kent State	60	35-16-9	23-60	.383	8-20	.400	6-15	.400	18	24	42	15-0	7	16	2	4	22
<b>LITTLE ROCK</b>	<b>46</b>	<b>29-17</b>	<b>18-52</b>	<b>.346</b>	<b>4-21</b>	<b>.190</b>	<b>6-13</b>	<b>.462</b>	<b>10</b>	<b>20</b>	<b>30</b>	<b>19-0</b>	<b>10</b>	<b>15</b>	<b>0</b>	<b>12</b>	<b>19</b>
vs. Green Bay	66	33-33	26-45	.578	5-13	.385	9-23	.391	9	30	39	16-0	14	16	4	7	18
<b>LITTLE ROCK</b>	<b>64</b>	<b>29-35</b>	<b>17-43</b>	<b>.395</b>	<b>8-22</b>	<b>.364</b>	<b>22-35</b>	<b>.629</b>	<b>8</b>	<b>25</b>	<b>33</b>	<b>16-0</b>	<b>9</b>	<b>8</b>	<b>10</b>	<b>4</b>	<b>14</b>
vs. Bradley	54	24-30	18-63	.286	6-18	.333	12-22	.545	25	25	50	27-1	6	11	3	5	23
<b>LITTLE ROCK</b>	<b>79</b>	<b>37-37-5</b>	<b>31-71</b>	<b>.437</b>	<b>6-20</b>	<b>.300</b>	<b>11-18</b>	<b>.611</b>	<b>14</b>	<b>25</b>	<b>39</b>	<b>20-0</b>	<b>13</b>	<b>7</b>	<b>8</b>	<b>5</b>	<b>38</b>
vs. Louisiana	83	39-35-9	28-65	.431	8-21	.381	19-26	.731	17	30	47	17-0	17	12	3	1	25
<b>LITTLE ROCK</b>	<b>69</b>	<b>32-37</b>	<b>22-52</b>	<b>.423</b>	<b>12-30</b>	<b>.400</b>	<b>13-16</b>	<b>.813</b>	<b>13</b>	<b>15</b>	<b>28</b>	<b>23-1</b>	<b>19</b>	<b>17</b>	<b>4</b>	<b>5</b>	<b>15</b>
at Georgia State	82	37-45	27-49	.551	6-14	.429	22-30	.733	13	19	32	14-1	14	11	3	13	32
<b>LITTLE ROCK</b>	<b>69</b>	<b>33-36</b>	<b>22-54</b>	<b>.407</b>	<b>7-18</b>	<b>.389</b>	<b>18-20</b>	<b>.900</b>	<b>5</b>	<b>23</b>	<b>28</b>	<b>23-1</b>	<b>14</b>	<b>8</b>	<b>1</b>	<b>5</b>	<b>23</b>
vs. South Alabama	72	37-35	22-46	.478	7-17	.412	21-29	.724	7	28	35	19-1	16	12	5	0	23
<b>LITTLE ROCK</b>	<b>74</b>	<b>20-36-9-9</b>	<b>26-69</b>	<b>.377</b>	<b>5-23</b>	<b>.217</b>	<b>17-24</b>	<b>.708</b>	<b>17</b>	<b>34</b>	<b>51</b>	<b>27-3</b>	<b>12</b>	<b>14</b>	<b>4</b>	<b>7</b>	<b>34</b>
at Texas State	77	27-29-9-12	23-66	.348	8-25	.320	23-31	.742	12	30	42	21-2	14	11	4	7	21
<b>LITTLE ROCK</b>	<b>64</b>	<b>36-28</b>	<b>26-51</b>	<b>.510</b>	<b>2-8</b>	<b>.250</b>	<b>10-10</b>	<b>1.000</b>	<b>6</b>	<b>28</b>	<b>34</b>	<b>17-0</b>	<b>13</b>	<b>10</b>	<b>2</b>	<b>4</b>	<b>22</b>
vs. Appalachian State	46	24-22	16-53	.302	5-17	.294	9-12	.750	11	19	30	12-0	9	11	0	2	21
<b>LITTLE ROCK</b>	<b>52</b>	<b>19-33</b>	<b>15-52</b>	<b>.288</b>	<b>3-15</b>	<b>.200</b>	<b>19-23</b>	<b>.826</b>	<b>8</b>	<b>25</b>	<b>33</b>	<b>22-1</b>	<b>9</b>	<b>11</b>	<b>2</b>	<b>4</b>	<b>29</b>
at ULM	64	28-36	21-47	.447	3-15	.200	19-30	.633	8	28	36	18-1	11	12	3	3	12
<b>LITTLE ROCK</b>	<b>64</b>	<b>32-32</b>	<b>24-62</b>	<b>.387</b>	<b>4-22</b>	<b>.182</b>	<b>12-22</b>	<b>.545</b>	<b>17</b>	<b>26</b>	<b>43</b>	<b>22-1</b>	<b>6</b>	<b>11</b>	<b>2</b>	<b>5</b>	<b>33</b>
at South Alabama	66	35-31	21-47	.447	5-14	.357	19-28	.679	8	26	34	19-0	11	18	3	6	6
<b>LITTLE ROCK</b>	<b>73</b>	<b>25-48</b>	<b>26-55</b>	<b>.473</b>	<b>8-19</b>	<b>.421</b>	<b>13-20</b>	<b>.650</b>	<b>8</b>	<b>30</b>	<b>38</b>	<b>19-0</b>	<b>15</b>	<b>8</b>	<b>2</b>	<b>4</b>	<b>11</b>
vs. Troy	65	34-31	23-56	.411	9-27	.333	10-21	.476	10	26	36	19-1	6	11	0	3	16
<b>LITTLE ROCK</b>	<b>68</b>	<b>39-29</b>	<b>24-65</b>	<b>.369</b>	<b>9-29</b>	<b>.310</b>	<b>11-15</b>	<b>.733</b>	<b>7</b>	<b>24</b>	<b>31</b>	<b>20-0</b>	<b>17</b>	<b>5</b>	<b>1</b>	<b>5</b>	<b>22</b>
vs. UT Arlington	75	28-47	22-47	.468	11-26	.423	20-24	.833	4	37	41	14-0	12	16	3	1	29
<b>LITTLE ROCK</b>	<b>75</b>	<b>37-38</b>	<b>24-54</b>	<b>.444</b>	<b>8-16</b>	<b>.500</b>	<b>19-26</b>	<b>.731</b>	<b>8</b>	<b>20</b>	<b>28</b>	<b>16-0</b>	<b>11</b>	<b>7</b>	<b>0</b>	<b>13</b>	<b>23</b>
at Arkansas State	65	38-27	24-53	.453	7-16	.438	10-15	.667	12	27	39	20-1	11	19	5	4	20
<b>LITTLE ROCK</b>	<b>61</b>	<b>28-33</b>	<b>21-59</b>	<b>.356</b>	<b>6-22</b>	<b>.273</b>	<b>13-18</b>	<b>.722</b>	<b>20</b>	<b>21</b>	<b>41</b>	<b>17-0</b>	<b>8</b>	<b>15</b>	<b>0</b>	<b>5</b>	<b>26</b>
at Georgia Southern	76	33-43	27-56	.482	12-28	.429	10-24	.417	16	22	38	16-0	15	10	3	6	25
<b>LITTLE ROCK</b>	<b>61</b>	<b>27-34</b>	<b>20-59</b>	<b>.333</b>	<b>4-21</b>	<b>.190</b>	<b>17-22</b>	<b>.773</b>	<b>13</b>	<b>16</b>	<b>29</b>	<b>13-0</b>	<b>7</b>	<b>8</b>	<b>1</b>	<b>2</b>	<b>30</b>
vs. ULM	77	37-40	30-52	.577	5-12	.417	12-13	.923	7	29	36	19-2	16	13	2	6	0
<b>LITTLE ROCK</b>	<b>69</b>	<b>32-37</b>	<b>23-51</b>	<b>.451</b>	<b>7-18</b>	<b>.389</b>	<b>16-21</b>	<b>.762</b>	<b>14</b>	<b>28</b>	<b>42</b>	<b>23-0</b>	<b>11</b>	<b>13</b>	<b>3</b>	<b>3</b>	<b>45</b>
vs. Texas State	61	23-38	19-53	.358	5-19	.263	18-27	.667	11	16	27	19-1	7	7	1	3	17
<b>LITTLE ROCK</b>	<b>79</b>	<b>37-42</b>	<b>29-50</b>	<b>.580</b>	<b>4-11</b>	<b>.364</b>	<b>17-29</b>	<b>.586</b>	<b>7</b>	<b>26</b>	<b>33</b>	<b>21-0</b>	<b>13</b>	<b>13</b>	<b>0</b>	<b>7</b>	<b>48</b>
at Appalachian State	74	37-37	23-49	.469	8-23	.348	20-26	.769	6	23	29	25-1	14	14	1	5	16
<b>LITTLE ROCK</b>	<b>70</b>	<b>26-38-6</b>	<b>22-55</b>	<b>.400</b>	<b>9-25</b>	<b>.360</b>	<b>17-26</b>	<b>.654</b>	<b>13</b>	<b>19</b>	<b>32</b>	<b>18-1</b>	<b>12</b>	<b>15</b>	<b>2</b>	<b>4</b>	<b>30</b>
vs. Georgia Southern	72	35-29-8	24-48	.500	9-22	.409	15-26	.577	9	25	34	25-2	15	20	1	3	9
<b>LITTLE ROCK</b>	<b>70</b>	<b>36-34</b>	<b>26-57</b>	<b>.456</b>	<b>8-23</b>	<b>.348</b>	<b>10-12</b>	<b>.833</b>	<b>8</b>	<b>22</b>	<b>30</b>	<b>11-0</b>	<b>17</b>	<b>6</b>	<b>4</b>	<b>4</b>	<b>12</b>
vs. Arkansas State	57	26-31	22-55	.400	5-14	.357	8-9	.889	11	24	35	16-0	10	13	2	1	12
<b>LITTLE ROCK</b>	<b>63</b>	<b>25-38</b>	<b>22-53</b>	<b>.415</b>	<b>7-16</b>	<b>.438</b>	<b>12-13</b>	<b>.923</b>	<b>11</b>	<b>25</b>	<b>36</b>	<b>19-0</b>	<b>10</b>	<b>13</b>	<b>0</b>	<b>5</b>	<b>33</b>
at Troy	58	15-43	18-49	.367	5-21	.238	17-24	.708	10	20	30	15-0	6	11	3	8	4
<b>LITTLE ROCK</b>	<b>92</b>	<b>41-51</b>	<b>31-62</b>	<b>.500</b>	<b>14-30</b>	<b>.467</b>	<b>16-25</b>	<b>.640</b>	<b>13</b>	<b>20</b>	<b>33</b>	<b>16-0</b>	<b>20</b>	<b>8</b>	<b>3</b>	<b>6</b>	<b>31</b>
vs. Georgia State	83	35-48	29-60	.483	4-16	.250	21-21	1.000	11	23	34	17-0	12	10	2	7	10
<b>LITTLE ROCK</b>	<b>73</b>	<b>31-42</b>	<b>26-57</b>	<b>.456</b>	<b>13-32</b>	<b>.406</b>	<b>8-13</b>	<b>.615</b>	<b>10</b>	<b>17</b>	<b>27</b>	<b>20-0</b>	<b>12</b>	<b>13</b>	<b>1</b>	<b>7</b>	<b>44</b>
at UT Arlington	82	40-42	29-50	.580	5-15	.333	19-23	.826	6	25	31	17-0	20	14	5	6	25
<b>LITTLE ROCK</b>	<b>69</b>	<b>27-42</b>	<b>26-58</b>	<b>.448</b>	<b>8-24</b>	<b>.333</b>	<b>9-10</b>	<b>.900</b>	<b>4</b>	<b>17</b>	<b>21</b>	<b>21-0</b>	<b>11</b>	<b>5</b>	<b>3</b>	<b>10</b>	<b>20</b>
at Louisiana	75	32-43	22-54	.407	9-21	.429	22-23	.957	11	28	39	14-0	14	13			

## 2014-15 POINTS-REBOUNDS-ASSISTS

Opponent	Date	Score	Woods	Brown	Washington	Hagins	Hill	Smith	Thomas
UA MONTICELLO	11/16	W, 77-64	7-13-2	DNP	0-0-0	8-2-2	DNP	5-3-5	7-0-3
at BYU	11/18	L, 62-91	19-9-0	0-0-0	3-0-0	5-1-1	6-4-0	0-1-0	2-0-6
UMKC	11/22	W, 73-68	8-4-1	DNP	DNP	11-2-1	7-7-6	3-2-2	2-0-3
CSUN	11/23	W, 94-88 (2ot)	14-7-0	DNP	DNP	6-3-5	10-5-0	4-0-1	17-5-4
UCA	11/29	W, 85-71	18-6-4	DNP	0-0-0	19-2-2	11-4-0	DNP	10-2-4
at Missouri State	12/04	L, 68-73	9-3-1	DNP	DNP	2-3-5	2-3-0	1-8-0	3-1-3
TULSA	12/7	L, 73-78	9-5-0	DNP	DNP	20-3-7	0-1-0	2-1-1	19-0-3
KENT STATE	12/14	L, 55-60 (ot)	12-3-2	DNP	DNP	9-9-2	DNP	1-1-1	7-2-1
vs Green Bay	12/21	L, 46-66	18-8-0	DNP	DNP	4-4-4	DNP	0-1-3	1-2-0
vs Bradley	12/22	W, 64-54	17-5-2	DNP	DNP	4-3-0	0-0-0	2-5-2	11-7-1
LOUISIANA	12/30	L, 79-83 (ot)	10-5-2	DNP	DNP	17-5-2	6-4-1	8-2-2	5-2-1
at Georgia State	1/3	L, 69-82	4-1-0	DNP	2-3-0	2-3-7	3-2-0	0-1-2	10-1-2
SOUTH ALABAMA	1/5	L, 69-72	14-12-1	DNP	0-2-0	10-0-4	DNP	4-0-2	5-2-1
at Texas State	1/8	L, 74-77 (2ot)	12-7-1	DNP	0-0-0	20-7-5	DNP	4-9-2	0-1-1
APPALACHIAN STATE	1/10	W, 64-46	15-6-1	0-0-0	2-2-1	5-5-0	DNP	4-2-4	0-1-0
at ULM	1/17	L, 52-64	6-4-0	DNP	0-0-0	15-5-1	4-4-0	2-2-1	4-7-1
at South Alabama	1/19	L, 64-66	15-9-2	0-20	0-0-0	23-7-1	2-6-0	0-3-2	4-1-0
TROY	1/22	W, 73-65	19-10-1	DNP	1-3-0	22-8-5	3-2-2	4-4-2	0-2-2
UT ARLINGTON	1/24	L, 68-75	14-6-1	2-0-0	0-0-0	12-2-4	0-3-2	3-4-2	2-0-3
at Arkansas State	1/29	W, 75-65	13-11-1	0-1-0	1-1-0	28-4-2	2-0-0	0-0-0	8-2-4
at Georgia Southern	1/31	L, 61-76	8-5-0	0-1-0	0-2-1	15-7-1	3-6-0	0-4-4	5-0-0
ULM	2/5	L, 61-77	5-1-0	0-3-0	0-1-0	10-2-0	20-9-2	0-1-0	2-2-2
TEXAS STATE	2/7	W, 69-61	13-8-0	2-1-0	0-2-0	9-4-3	2-6-2	DNP	9-4-3
at Appalachian State	2/12	W, 79-74	9-5-1	0-2-0	2-1-0	14-4-6	12-4-0	DNP	4-2-2
GEORGIA SOUTHERN	2/14	L, 70-72 (ot)	5-5-2	0-2-0	0-0-0	11-3-3	9-8-2	DNP	8-2-4
ARKANSAS STATE	2/19	W, 70-57	11-6-5	0-1-0	0-0-0	9-5-4	17-3-1	DNP	4-0-2
at Troy	2/21	W, 63-58	11-11-0	0-0-0	2-0-11	7-2-3	9-12-2	DNP	0-1-2
GEORGIA STATE	2/26	W, 92-83	4-9-0	DNP	DNP	10-6-3	16-6-0	DNP	17-3-6
at UTA	2/28	L, 73-82	16-6-1	DNP	0-0-0	14-5-2	4-5-2	DNP	9-1-4
at Louisiana	3/5	L, 69-75	17-3-1	DNP	2-0-0	12-3-5	5-2-1	DNP	14-1-3
vs. South Alabama	3/12	L, 55-57	16-10-1	DNP	0-0-0	12-4-3	0-3-0	DNP	3-1-4

Opponent	Date	Score	Isom	Reid	Dillard	White	Leeper
UA MONTICELLO	11/16	W, 77-64	10-3-0	12-3-3	10-1-2	11-7-0	7-7-0
at BYU	11/18	L, 62-91	5-1-0	10-3-0	4-0-3	6-9-0	2-0-0
UMKC	11/22	W, 73-68	2-0-0	9-4-1	10-3-1	17-7-2	4-3-0
CSUN	11/23	W, 94-88 (2ot)	4-8-0	4-1-0	13-3-0	18-13-0	4-1-0
UCA	11/29	W, 85-71	0-0-0	0-1-0	2-2-3	23-7-2	2-3-0
at Missouri State	12/4	L, 68-73	14-4-1	8-1-2	11-0-0	13-3-1	5-1-0
TULSA	12/7	L, 73-78	6-6-0	5-2-0	0-0-0	12-11-1	0-0-0
KENT STATE	12/14	L, 55-60 (ot)	2-2-0	2-2-1	11-1-1	11-7-1	0-4-0
vs Green Bay	12/21	L, 46-66	3-1-0	14-6-3	0-0-0	4-5-0	2-0-0
vs Bradley	12/22	W, 64-54	2-2-0	6-1-1	14-4-2	8-4-1	DNP
LOUISIANA	12/30	L, 79-83 (ot)	3-2-0	0-4-3	7-0-2	19-8-0	4-3-0
at Georgia State	1/3	L, 69-82	6-3-1	14-1-2	14-4-5	12-3-0	2-2-0
SOUTH ALABAMA	1/5	L, 69-72	9-5-1	7-1-1	13-1-2	7-3-2	0-0-0
at Texas State	1/8	L, 74-77 (2ot)	11-4-0	4-1-0	9-3-2	8-8-1	6-2-0
APPALACHIAN STATE	1/10	W, 64-46	8-2-1	3-1-2	5-2-2	10-4-2	12-5-0
at ULM	1/17	L, 52-64	5-2-1	6-1-1	2-1-3	DNP	8-5-1
at South Alabama	1/19	L, 64-66	4-3-0	4-3-1	6-2-0	DNP	6-5-0
TROY	1/22	W, 73-65	0-1-2	3-4-0	13-3-1	DNP	8-1-0
UT ARLINGTON	1/24	L, 68-75	6-4-0	2-1-1	9-1-3	DNP	8-7-1
at Arkansas State	1/29	W, 75-65	5-0-0	7-3-2	4-0-2	DNP	7-3-0
at Georgia Southern	1/31	L, 61-76	10-5-0	8-2-1	6-2-1	DNP	6-2-0
ULM	2/5	L, 61-77	1-1-0	7-2-1	10-2-2	DNP	6-4-0
TEXAS STATE	2/7	W, 69-61	14-2-1	11-4-0	5-4-2	DNP	4-5-0
at Appalachian State	2/12	W, 79-74	7-5-1	13-1-3	11-4-0	DNP	7-4-0
GEORGIA SOUTHERN	2/14	L, 70-72 (ot)	4-1-0	23-4-0	10-3-1	DNP	0-3-0
ARKANSAS STATE	2/19	W, 70-57	15-7-0	11-2-3	3-2-2	DNP	0-2-0
at Troy	2/21	W, 63-58	7-1-0	3-2-2	14-1-0	DNP	0-2-0
GEORGIA STATE	2/26	W, 92-83	17-2-1	16-2-6	8-0-4	DNP	4-3-0
at UTA	2/28	L, 73-82	14-4-1	14-3-2	0-0-0	DNP	2-1-0
at Louisiana	3/5	L, 69-75	8-5-0	5-3-1	4-1-0	DNP	2-2-0
vs. South Alabama	3/12	L, 55-57	8-4-0	3-5-0	9-0-0	DNP	4-5-0

### 2014-15 SPECIALTY STATS

UALR/Opponent Points ... Date	Opponent	In Paint (UALR-Opp.)	Off T/O (UALR-Opp.)	2nd Chance (UALR-Opp.)	Fast Break (UALR-Opp.)	Bench (UALR-Opp.)	Ties	Lead Chs.	Deficits Overcome
11/16/14	UA MONTICELLO	26-22	15-8	14-11	0-0	30-6	1	0	Never trailed
11/18/14	at BYU	20-52	7-24	13-10	0-14	21-34	5	1	Lost
11/22/14	UMKC	30-22	16-23	6-6	10-2	27-31	0	4	10, 1st-7:59
11/23/14	CSUN	34-32	12-9	15-12	4-4	28-7	9	2	3, OT-2:26
11/29/19	UCA	44-22	19-5	13-9	8-2	32-8	7	6	4, 1st-14:55
12/4/14	at Missouri State	14-22	5-10	2-8	4-0	30-13	4	3	Lost
12/7/14	TULSA	12-22	14-2	5-8	2-6	27-25	0	0	Lost
12/14/14	KENT STATE	26-26	16-7	6-19	0-0	5-22	4	6	Lost
12/21/14	vs. Green Bay	26-38	17-14	8-9	6-8	19-18	2	4	Lost
12/22/14	vs. Bradley	12-14	15-5	9-19	0-2	14-23	2	0	Never trailed
12/30/14	LOUISIANA	32-36	7-12	12-20	2-4	38-35	6	4	Lost
1/3/15	at Georgia State	18-28	9-19	15-15	2-14	15-32	7	8	Lost
1/5/15	SOUTH ALABAMA	20-14	19-0	9-9	4-0	23-23	10	7	Lost
1/8/15	at Texas State	26-22	8-16	19-7	2-4	32-21	9	9	Lost
1/10/15	APPALACHIAN STATE	34-14	13-5	8-6	0-2	22-21	2	3	1, 1st-19:25
1/17/15	at ULM	16-28	13-12	6-8	0-6	29-12	1	1	Lost
1/19/15	at South Alabama	36-28	22-18	12-7	6-9	33-6	4	1	Lost
1/22/15	TROY	24-25	8-9	6-8	6-0	11-16	1	1	9, 1st-00:12
1/24/15	UT ARLINGTON	22-20	15-6	2-9	4-0	22-29	2	1	Lost
1/29/15	at Arkansas State	28-22	24-12	10-14	6-4	23-20	3	1	13, 1st-9:09
1/31/15	at Georgia Southern	18-20	2-27	19-14	0-0	26-25	2	5	Lost
2/5/15	ULM	22-44	8-8	12-8	0-4	30-0	2	4	Lost
2/7/15	TEXAS STATE	24-24	16-10	7-10	3-3	45-17	3	4	3, 1st-15:25
2/12/15	at Appalachian State	34-28	17-6	4-5	5-4	48-16	12	14	8, 1st-5:04
2/14/15	GEORGIA SOUTHERN	14-18	13-14	11-4	2-0	30-9	3	9	Lost
2/19/15	ARKANSAS STATE	18-24	18-6	12-11	6-0	12-12	0	0	Never trailed
2/21/15	at Troy	22-24	11-14	8-12	7-4	33-4	0	4	1, 16:43-1st
2/26/15	GEORGIA STATE	28-44	19-11	21-14	0-6	31-10	7	7	1, 11:38-1st
2/28/15	at UT Arlington	16-40	15-17	10-4	5-15	44-25	4	10	Lost
3/5/15	at Louisiana	26-24	21-8	7-9	6-4	20-36	3	1	Lost
3/12/15	vs. South Alabama	24-24	9-7	10-11	13-8	13-5	1	5	Lost

### 2014-15 STARTERS BY GAME

Date	Opponent						#
11/16/14	UA MONTICELLO	Thomas (1)	Dillard (1)	Reid (1)	Woods (1)	White (1)	1
11/18/14	at BYU	Thomas (2)	Dillard (2)	Reid (2)	Woods (2)	White (2)	1
11/22/14	UMKC	Thomas (3)	Dillard (3)	Reid (3)	Woods (3)	White (3)	1
11/23/14	CSUN	Thomas (4)	Dillard (4)	Reid (4)	Woods (4)	White (4)	1
11/29/14	UCA	Thomas (5)	Dillard (5)	Reid (5)	Woods (5)	White (5)	1
12/4/14	at Missouri State	Thomas (6)	Dillard (6)	Hill (1)	Woods (6)	White (6)	2
12/7/14	TULSA	Thomas (7)	Dillard (7)	Isom (1)	Woods (7)	White (7)	3
12/14/14	KENT STATE	Thomas (8)	Dillard (8)	Hagins (1)	Woods (8)	White (8)	4
12/21/14	vs. Green Bay	Thomas (9)	Dillard (9)	Hagins (2)	Woods (9)	White (9)	4
12/22/14	vs. Bradley	Thomas (10)	Dillard (10)	Smith (1)	Reid (6)	Woods (10)	5
12/30/14	LOUISIANA	Thomas (11)	Dillard (11)	Reid (7)	Woods (11)	White (10)	1
1/3/15	at Georgia State	Thomas (12)	Dillard (12)	Reid (8)	Woods (12)	White (11)	1
1/5/15	SOUTH ALABAMA	Thomas (13)	Dillard (13)	Reid (9)	Woods (13)	White (12)	1
1/8/15	at Texas State	Thomas (14)	Dillard (14)	Woods (14)	Isom (2)	White (13)	3
1/10/15	APPALACHIAN STATE	Smith (2)	Dillard (15)	Woods (15)	Isom (3)	White (14)	6
1/17/15	at ULM	Smith (3)	Dillard (16)	Woods (16)	Isom (4)	Leeper (1)	7
1/19/15	at South Alabama	Smith (4)	Thomas (15)	Dillard (17)	Woods (17)	Leeper (2)	8
1/22/15	TROY	Thomas (16)	Hagins (3)	Dillard (18)	Woods (18)	Leeper (3)	9
1/24/15	UT ARLINGTON	Smith (5)	Hagins (4)	Dillard (19)	Woods (19)	Leeper (4)	10
1/29/15	at Arkansas State	Smith (6)	Hagins (5)	Dillard (20)	Woods (20)	Leeper (5)	10
1/31/15	at Georgia Southern	Smith (7)	Hagins (6)	Dillard (21)	Woods (21)	Leeper (6)	10
2/5/15	ULM	Smith (8)	Hagins (7)	Dillard (22)	Woods (22)	Leeper (7)	10
2/7/15	TEXAS STATE	Thomas (17)	Reid (10)	Washington (1)	Hill (2)	Brown (1)	11
2/12/15	at Appalachian State	Thomas (18)	Reid (11)	Washington (2)	Hill (3)	Brown (2)	11
2/14/15	GEORGIA SOUTHERN	Thomas (19)	Reid (12)	Washington (3)	Hill (4)	Brown (3)	11
2/19/15	ARKANSAS STATE	Thomas (20)	Reid (13)	Hill (5)	Isom (5)	Woods (23)	12
2/21/15	at Troy	Thomas (21)	Reid (14)	Hill (6)	Isom (6)	Woods (24)	12
2/26/15	GEORGIA STATE	Thomas (22)	Reid (15)	Dillard (23)	Hill (7)	Leeper (8)	13
2/28/15	at UT Arlington	Thomas (23)	Reid (16)	Dillard (24)	Hill (8)	Leeper (9)	13
3/5/15	at Louisiana	Thomas (24)	Reid (17)	Hill (9)	Isom (7)	Woods (25)	12
3/12/15	vs. South Alabama	Thomas (25)	Reid (18)	Hagins (8)	Isom (8)	Woods (26)	14

Home games in CAPS  
Number of starts in parentheses

**NATIONAL HONORS**

**ALL-AMERICANS**

1973-74 ..... Larry Drake (Converse - HM)  
1981-82 ..... Vaughn Williams (TSN - HM)  
1981-82 ..... Jimmy Lampley (UPI - HM)  
1983-84 ..... Donald Newman (TSN)  
1984-85 ..... Michael Clarke (AP)  
1995-96 ..... Derek Fisher  
(UPI - HM; Basketball Weekly HM)  
1996-97 ..... Muntrelle Dobbins  
(Basketball Weekly - HM)  
2010-11 ..... Solomon Bozeman (AP - HM)

**NABC ALL-DISTRICT SELECTIONS**

1983.....Jimmy Lampley (2nd)  
1989.....Johnny Bell (2nd)  
1992-93 ..... Tony Martin (2nd)  
1995-96 ..... Derek Fisher (1st)  
Malik Dixon (2nd)  
1996-97 ..... Malik Dixon (1st)  
Muntrelle Dobbins (2nd)  
1998-99 ..... Ryan Moss (1st)  
2000-01 ..... Stan Blackmon (2nd)  
2001-02 ..... Nick Zachery (2nd)  
2004-05 ..... Brandon Freeman (2nd)  
2006-07 ..... Rashad Jones-Jennings (1st)  
2008-09 ..... Shane Edwards (1st)  
Steven Moore (2nd)  
2010-11 ..... Solomon Bozeman (1st)  
2011-12 ..... D'Andre Williams (2nd)  
2013-14 ..... Will Neighbour (2nd)

**NABC ACADEMIC HONOR ROLL**

2000-01 ..... Alan Barksdale

**NABC ACADEMIC HONORS COURT**

2013-14 ..... Gus Leeper

**USBWA ALL-DISTRICT TEAM**

2000-01 ..... Stan Blackmon  
2010-11 ..... Solomon Bozeman

**ALL-NAIA DISTRICT 17**

1971-72 ..... John Walker (1st)  
1972-73 ..... Charlie Johnson (1st)  
Larry Drake (HM), Cameron White (HM)  
1973-74 ..... Larry Drake (1st), Fred Lord (HM)  
Cameron White (HM)  
1974-75 ..... Larry Johnson (1st), Tom Brown (HM)  
Fred Lord (HM)

**SUN BELT HONORS**

**PLAYER OF THE YEAR**

1995-96 ..... Derek Fisher  
1996-97 ..... Muntrelle Dobbins  
2010-11 ..... Solomon Bozeman

**DEFENSIVE PLAYER OF THE YEAR**

1996-97 ..... Muntrelle Dobbins  
2008-09 ..... John Fowler

**NEWCOMER OF THE YEAR**

1997-98 ..... Ryan Moss

**FRESHMAN OF THE YEAR**

1991-92 ..... Tony Chime  
1993-94 ..... Malik Dixon  
2005-06 ..... Lekheythan Malone

**COACH OF THE YEAR**

1995-96 ..... Wimp Sanderson  
2003-04 ..... Steve Shields

**ALL-CONFERENCE**

1991-92 ..... Tony Martin  
1992-93 ..... Tony Martin  
1993-94 ..... Derrick Hall  
1994-95 ..... Derek Fisher  
1995-96 ..... Malik Dixon, Derek Fisher  
1996-97 ..... Malik Dixon, Muntrelle Dobbins  
1997-98 ..... Ryan Moss  
1998-99 ..... Alan Barksdale, Ryan Moss  
2000-01 ..... Stan Blackmon  
2001-02 ..... Nick Zachery  
2002-03 ..... Jibrahn Ike (2nd)  
2003-04 ..... Brandon Freeman (HM)  
2004-05 ..... Brandon Freeman (2nd)  
2005-06 ..... Rashad Jones-Jennings (3rd)  
Zack Wright (3rd)  
2006-07 ..... Rashad Jones-Jennings (1st)  
2008-09 ..... Shane Edwards (1st)  
2010-11 ..... Solomon Bozeman (1st)  
2011-12 ..... D'Andre Williams (1st)  
Will Neighbour (2nd)  
2012-13 ..... Will Neighbour (3rd)  
2013-14 ..... Will Neighbour (2nd)  
2014-15 ..... Josh Hagins (3rd)

*\*unanimous selection*

**ALL-TOURNAMENT TEAM**

1992.....Tony Martin  
1995.....Muntrelle Dobbins, Derek Fisher  
1996.....Malik Dixon, Muntrelle Dobbins  
Derek Fisher  
2004.....Brandon Freeman  
2011.....Solomon Bozeman (MOP),  
Alex Garcia-Mendoza

**TAAC HONORS**

**ALL-CONFERENCE**

1980-81 ..... Jesse Massey (HM)  
Gilbert Maxwell (HM)  
1981-82 ..... Jimmy Lampley (1st)  
Chuck Phinizy (HM), Vaughn Williams (HM)  
1982-83 ..... Vaughn Williams (1st)  
Mike Rivers (2nd)  
1983-84 ..... Donald Newman (1st)  
Mike Rivers (HM)  
1984-85 ..... Michael Clarke (2nd)  
Myron Jackson (HM), Pete Myers (HM)  
1985-86 ..... Myron Jackson (1st)  
Pete Myers (1st), Michael Clarke (2nd)  
1986-87 ..... Curtis Kidd (1st)  
1987-88 ..... James Dawn (1st), Johnnie Bell (2nd)  
James Scott (2nd)  
1988-89 ..... Johnnie Bell (1st), Carl Brown (1st)  
James Scott (HM)  
1989-90 ..... Carl Brown (1st), Derrick Owens (2nd)  
James Scott (HM)  
1990-91 ..... James Scott (HM)

**ALL-TOURNAMENT TEAM**

1982.....Vaughn Williams  
1983.....Jimmy Lampley (MVP), Mike Rivers  
Vaughn Williams  
1984.....Roy Ralston  
1986.....Michael Clarke (MVP), Pete Myers  
1987.....Daron Hoges  
1988.....James Dawn

1989.....Johnnie Bell, Jeff Cummings (MVP)  
Derrick Owens, James Scott  
1990.....Carl Brown, Derrick Owens (MVP)  
James Scott  
1991.....David Redmon, James Scott

**PLAYER OF THE YEAR**

1985-86 ..... Myron Jackson

**NEWCOMER OF THE YEAR**

1981-82 ..... Jimmy Lampley  
1984-85 ..... Michael Clarke  
1987-88 ..... James Scott

**COACH OF THE YEAR**

1981-82 ..... Ron Kestenbaum  
1985-86 ..... Mike Newell  
1988-89 ..... Mike Newell

**GAME RECORDS (TEAM)**

Most Points Scored.....	127, vs. School of Ozarks (11-16-74)
Fewest Points Allowed.....	30, vs. St. Gregory's (12-4-12)
Most Rebounds.....	90, vs. Baptist Christian (1972-73)
Most FGs Made.....	56, vs. School of the Ozarks (11-16-74)
Highest FG Pct.....	.705 (31-44), vs. South Alabama (2-5-04)
Most Free Throws Made.....	43, vs. Houston Baptist (1-12-89)
Most Free Throws Att.....	56, vs. Houston Baptist (1-6-86)
Highest Free Throw Pct.....	1.000 (16-16), vs. Dallas Baptist (2-19-74)
.....	1.000 (12-12), vs. Southern Arkansas (11-29-03)
Most 3PT FGs Made.....	17, vs. ULM (1-13-11)
Most 3PT FGs Attempted.....	30, vs. St. Gregory's (11-18-09)
.....	29, vs. Pepperdine (12-28-02)
.....	29, vs. New Orleans (2-1-03)
Highest 3PT FG Pct.....	.750 (6-8), vs. Georgia State (1-21-88)
Most Assists.....	32, vs. East Texas Baptist (1973-74)
Most Steals.....	26, vs. Northwestern State (12-18-80)
Most Blocks.....	13, vs. American Christian (2-3-75)
Most Turnovers.....	35, vs. Providence (12-23-85)
Most Fouls.....	42, vs. Lamar (1-14-95)

**MOST PLAYERS IN DOUBLE FIGURES**

8 vs. St. Gregory's, (W, 108-58 // 11-17-10): Matt Mouzy, Eric Kibi, Marlon Louzeiro, Solomon Bozeman, Courtney Jackson, Montrell Thornton, Reggie Sonnier, Chuck Guy

**GAME RECORDS (INDIVIDUAL)**

Points Scored.....	47, Tom Brown vs. Southern (1-26-76)
Rebounds.....	31, Charlie Johnson vs. Baptist Christian (1971-72)
.....	30, Rashad Jones-Jennings vs. UAPB (12-13-05)
FGs Made.....	18, Tom Brown vs. Southern (1-26-76)
Highest FG Pct.....	.933 (14-15), Derrick Owens vs. Centenary (3-8-90)
FG Attempts.....	33, John Walker vs. Hendrix (1971-72)
.....	33, Larry Drake vs. Baptist Christian (1972-73)
FTs Made.....	20, Carl Brown vs. Centenary (1-13-90)
FT Attempts.....	22, Curtis Kidd vs. Providence (12-23-85)
Highest FT Pct.....	1.000 (20-20) - Carl Brown vs.UTSA (3-7-90)
.....	1.000 (14-14) - Zack Wright vs. NMSU (2-24-05)
.....	1.000 (10-10) - Solomon Bozeman vs. Arkansas St. (1-29-11)
.....	1.000 (10-10) - Lekheythan Malone at Troy (2-4-06)
.....	1.000 (10-10) - Jibrahn Ike at Grambling State (12-21-01)
3PT FGs Made.....	10, Carl Brown vs. Texas-San Antonio (3-7-90)
3PT FG Attempts.....	17, Alan Barksdale vs. Oklahoma State (11-23-99)
Highest 3PT FG Pct.....	1.000 (5-5), Fred Summers vs. South Alabama (2-13-93)
Assists.....	18, Carl Brown vs. Centenary (1-14-89)
Steals.....	9, Jesse Massey vs. Arkansas State (12-1-80)
.....	8, Zack Wright vs. Louisiana-Lafayette (2-25-06)
Blocks.....	11, Larry Johnson vs. American Christian (2-3-75)

**SINGLE-GAME SCORING PERFORMANCES**

<b>47</b>	Tom Brown vs. Southern (1-26-76)
<b>46</b>	Carl Brown vs. Centenary (2-9-89)
<b>44</b>	Ken Dancy vs. Dillard (2-7-77)
<b>41</b>	Mike Rivers vs. Centenary (1-20-83)
<b>39</b>	Carl Brown vs. UTSA (3-7-90)
	Charlie Johnson vs. College of the Ozarks (1-27-72)
<b>38</b>	Brandon Freeman at FIU (1-30-05)
	Rod Wade vs. Hardin-Simmons (2-22-90)
	Tom Brown vs. UAPB (2-21-76)
	John Walker vs. Hendrix (2-7-72)
<b>37</b>	Brandon Freeman vs. SAU (11-20-04)
	Tony Martin vs. Western Kentucky (3-1-93)
	Pete Myers vs. Georgia State (2-24-86)
<b>36</b>	Laverne Smith vs. Louisiana Tech (2-12-00)
	Derek Fisher vs. South Alabama (1-30-95)
	Tony Martin vs. Lamar (2-20-92)
	David Hall vs. Georgia State (2-15-90)
	Michael Clarke vs. Samford (1-5-85)
	Ken Dancy vs. Southern (12-17-77)
<b>35</b>	Freddie Morgan vs. Southern (11-30-88)
	James Scott vs. Georgia State (1-21-88)
	Michael Clarke vs. Mercer (1-26-85)
	Tom Brown vs. Lincoln (1-10-76)
	John Walker vs. Harding (2-22-72)
	John Walker vs. C.B.C. (1-22-72)
	John Walker vs. Southwestern (1-7-72)

**SINGLE-GAME REBOUNDING PERFORMANCES**

<b>31</b>	Charlie Johnson vs. Baptist Christian (1-23-73)
<b>30</b>	Rashad Jones-Jennings vs. UAPB (12-13-05)
<b>29</b>	Donald Newman vs. Centenary (1-24-84)
<b>28</b>	Charlie Johnson vs. Millsaps (12-10-71)
<b>25</b>	Charlie Johnson vs. John Brown (1-15-72)
<b>24</b>	Rashad Jones-Jennings vs. ULM (2-3-07)
	Charlie Johnson vs. College of the Ozarks (1-27-72)
<b>23</b>	Larry Johnson vs. Southern (No.) (2-18-77)
	Larry Johnson vs. Evangel (1-23-75)
	Charlie Johnson vs. C.B.C (1-22-72)
	Charlie Johnson vs. Southwestern (2-16-72)
<b>22</b>	Rashad Jones-Jennings at FAU (1-27-07)
	Johnnie Bell vs. Centenary (1-14-89)
	Jeff Cummings vs. Mercer (1-23-88)
	Donald Newman vs. Mercer (2-11-84)
<b>20</b>	Rashad Jones-Jennings at Texas State (11-22-06)
	Muntrelle Dobbins at South Alabama (1-2-97)

**20 pt.-20 reb. Double-Doubles**

<b>23-30</b>	Rashad Jones-Jennings vs. UAPB (12-13-05)
<b>27-20</b>	Muntrelle Dobbins at South Alabama (1-2-97)
<b>25-20</b>	Rashad Jones-Jennings at Texas State (11-22-06)

**ARENA QUICK FACTS**

Construction Began	February 9, 2004
Year Opened	2005
Total Cost	\$25 million
Capacity	5,600
All-Time Record	97-52 (11th year)
First Event	Little Rock volleyball vs. FIU (9-25-05)
First Basketball Event	Maroon/Silver Scrimmage (11-1-05)
First Game	Nov. 22, 2005 vs. Navy
First Win	Nov. 22, 2005 vs. Navy (61-57)
First Loss	Jan. 9, 2006 vs. Arkansas State (70-74)
First points	Elijah Muldrow (layup)
First 3-pointer	Greg Sprink, Navy
First Little Rock 3-pointer	Elijah Muldrow
Scoring leader in 1st game	Zack Wright - 17 pts.
Reb. leader in 1st game	Rashad Jones-Jennings - 15 rebs.

**LITTLE ROCK - MISC. ARENA RECORDS**

Largest Margin of Victory	61 pts - 91-30 vs. St. Gregory's (12-4-12)
Largest Margin of Defeat	21 pts (46-67) - vs. WKU (2-13-10)
Longest Winning Streak	8 games, 2x (11-20-07-1-17-08, 2-25-12-12-15-12)
Longest Losing Streak	3 games (2-11/10-2/25-10)
	3 games (2-16-06-2/25-06)
Highest Scoring Game (combined)	182 - vs. CSUN (11-23-14)
	182 - vs. ULM (12-31-08)
	182 - vs. NIU (12-14-08)
Lowest Scoring Game (combined)	78 - vs. FAU (1-7-12)

**IND. ARENA RECORDS**

	<b>LITTLE ROCK</b>	<b>OPPONENTS</b>
Points	28 - Byron Ray vs. ASU (1-9-06)	30 - Bo McCaleb, UNO (2-16-08) 30 - Dereke Tipler, ASU (1-9-06)
Rebounds	30 - R. Jones-Jennings vs. UAPB (12-13-05)	17 - Joel Tesis, John Brown (11-29-05)
Assists	11 - Zack Wright vs. WKU (2-16-06) 11 - Zack Wright vs. Navy (11-22-05)	10 - Will Weathers, Troy (1-8-11)
FGs Made	12 - Byron Ray vs. ASU (1-9-06)	12 - Darion Anderson, NIU (12-14-08)
FG Atts.	20 - Byron Ray vs. ASU (1-9-06)	28 - Darion Anderson, NIU (12-14-08)
3PT FGs Made	8 - Matt Mouzy vs. Denver (2-3-11)	8 - Boo Ramsey, Troy (2-10-07)
3PT FG Atts.	11 - Nikola Cicic vs. St. Gregory's (11-18-09)	16 - Brandon Harris, WKU (1-3-13)
FTs Made	15 - John Gillon vs. Arkansas State (3-2-13)	14 - Bo McCaleb, UNO (1-6-07)
FT Atts.	18 - John Gillon vs. Arkansas State (3-2-13)	16 - Bo McCaleb, UNO (2-16-08)
Turnovers	8 - D'Andre Williams vs. SMU (12-4-11)	11 - Tyrone Brazelton, WKU (1-17-07)
Blocks	6 - Jones-Jennings vs. WKU (1-17-07)	5 - Reginald Buckner, Ole Miss (12-11-10) 5 - Tom Jervis, Troy (1-24-09)
Steals	8 - Zack Wright vs. UL Lafayette (2-25-06)	6 - Deric Hill, FIU (3-9-13)

**TEAM ARENA RECORDS**

	<b>LITTLE ROCK</b>	<b>OPPONENTS</b>
Most Points	108 vs. St. Gregory's (11-17-10)	87 - ULM (12-31-08)
Fewest Points	40 vs. Florida Atlantic (1-7-12)	30 - St. Gregory's (12-4-12)
Rebounds	58 vs. Univ. of the Ozarks (11-9-07)	52 - UL Lafayette (1-19-12)
Assists	28 vs. St. Gregory's (11-18-09)	23 - North Texas (12-31-09)
FGs Made	45 vs. St. Gregory's (11-17-10)	33 - UMKC (11-22-14)
FG Atts.	76 vs. St. Gregory's (11-17-10)	74 - UMKC (11-22-14)
FG Pct.	.621 (41-66) vs. Philander Smith (12-6-11)	.596 (28-47) - Ole Miss (12-11-10)
3PT FGs Made	17 vs. ULM (1-13-11)	16 - Troy (2-10-07)
3PT FG Atts.	30 vs. St. Gregory's (11-18-09) 30 vs. Georgia State (2-26-15)	33 - Western Kentucky (1-3-13)
Highest 3PT Pct.	.714 (10-14) vs. Oral Roberts (11-30-09) .714 (10-14) vs. North Texas (1-4-07)	.700 (7-10) - FAU (1-24-13)
FTs Made	38 vs. ULM (12-31-08)	29 - ULM (12-31-08)
FT Atts.	49 vs. ULM (12-31-08)	37 - Tulsa (12-7-14) 37 - New Orleans (2-16-08)
Highest FT Pct. ^	.913 (21-23) vs. Denver (1-21-06)	1.000 (21-21) - Georgia State (2-26-15)
Blocks	8 vs. Southern Arkansas (11-26-13) 8 vs. Arkansas State (12-20-08) 8 vs. Creighton (11-25-08) 8 vs. Western Kentucky (1-17-07)	9 - Oral Roberts (12-12-11)
Steals	15 vs. John Brown (12-8-07)	10 - Philander Smith (12-7-10)
Most Turnovers	27 vs. Fla. International (2-9-06)	27 - John Brown (12-8-07)
Fewest Turnovers	5 vs. UT Arlington (1-24-15) 5 vs. Tulsa (12-27-14)	5 - UL Lafayette (1-16-10)
Turnovers Forced	27 vs. John Brown (12-8-07)	27 - Florida International (2-9-06)

^ Little Rock went 8 for 8 (1.000) at the free-throw line against Creighton on Nov. 25, 2008 and 10 for 10 (1.000) against Appalachian State on Jan. 10, 2015.

**YEAR-BY-YEAR RESULTS**

Year	Overall	SBC	Non-Conf.
2005-06	9-6	2-6	7-0
2006-07	7-6	5-4	2-2
2007-08	13-3	7-2	6-1
2008-09	11-4	7-2	4-2
2009-10	8-6	4-5	4-1
2010-11	10-5	5-3	5-2
2011-12	9-6	6-2	3-4
2012-13	13-3	8-2	5-1
2013-14	8-6	4-5	4-1
2014-15	9-7	5-5	4-2
<b>Total</b>	<b>97-52</b>	<b>53-36</b>	<b>44-16</b>

**LARGEST CROWDS**

Date	Opponent	Attendance
March 2, 2013	Arkansas State	5,337
Jan. 29, 2011	Arkansas State	5,218
Feb. 28, 2009	UL Lafayette	5,112
Jan. 9, 2006	Arkansas State	5,104
Feb. 4, 2010	Arkansas State	5,034
Jan. 21, 2008	Arkansas State	5,028
Feb. 25, 2012	Arkansas State	5,012
Feb. 19, 2009	WKU	5,012
Dec. 20, 2008	Arkansas State	5,012

**SEASON RECORDS**

**POINTS SCORED**

##	Player	Season	Pts
1.	Myron Jackson	1985-86	661
2.	Tom Brown	1975-76	656
3.	Pete Myers	1985-86	653
4.	Malik Dixon	1996-97	604
5.	Solomon Bozeman	2010-11	597
6.	Curtis Kidd	1986-87	576
7.	Tony Martin	1991-92	546
8.	Michael Clarke	1984-85	544
9.	Johnnie Bell	1988-89	543
10.	Derrick Hall	1993-94	542
11.	John Walker	1971-72	535
	Malik Dixon	1995-96	535
13.	Stan Blackmon	2000-01	534
14.	Tony Martin	1992-93	499
15.	James Scott	1987-88	497

**SCORING AVERAGE**

##	Player	Season	GP	Pts	Avg.
1.	Tom Brown	1975-76	26	656	25.2
2.	John Walker	1971-72	24	535	22.3
3.	Malik Dixon	1996-97	29	604	20.8
4.	Ken Dancy	1977-78	22	436	19.8
5.	Larry Drake	1973-74	24	472	19.7
6.	Myron Jackson	1985-86	34	661	19.4
	Derrick Hall	1993-94	28	542	19.4
8.	Marty Laguerre	1978-79	26	502	19.3
9.	Pete Myers	1985-86	34	653	19.2
10.	Tony Martin	1992-93	26	499	19.2
11.	Tony Martin	1991-92	29	546	18.8
12.	Michael Clarke	1984-85	29	544	18.8
13.	Stan Blackmon	2000-01	29	534	18.4
14.	Carl Brown	1989-90	26	478	18.3
15.	Derek Fisher	1994-95	27	479	17.7

**CAREER RECORDS**

**POINTS SCORED**

##	Player	Years	Pts
1.	James Scott	1987-91	1,731
2.	Malik Dixon	1993-97	1,603
3.	Derek Fisher	1992-96	1,393
4.	Myron Jackson	1982-85	1,371
5.	Larry Johnson	1975-78	1,346
6.	Mike Rivers	1980-84	1,304
7.	Muntrelle Dobbins	1993-97	1,285
8.	Derrick Hall	1989-94	1,271
9.	Vaughn Williams	1979-83	1,237
10.	Charlie Johnson	1970-74	1,159
11.	Nick Zachery	2000-03	1,150
12.	Pete Myers	1984-86	1,097
13.	Tom Brown	1974-75	1,079
14.	Will Neighbour	2011-14	1,054
	Alan Barksdale	1998-01	1,054

**SCORING AVERAGE**

##	Player	Years	GP	Pts	Avg.
1.	Tom Brown	1974-76	51	1079	21.2
2.	Tony Martin	1991-93	55	1045	19.0
3.	Larry Drake	1972-74	48	873	18.2
4.	Marty Laguerre	1978-80	51	906	17.8
5.	Stan Blackmon	1999-01	57	978	17.2
6.	Pete Myers	1984-86	64	1097	17.1
7.	Malik Dixon	1993-97	95	1603	16.9
8.	Carl Brown	1988-90	57	952	16.7
9.	Johnnie Bell	1987-89	62	1011	16.3
10.	Solomon Bozeman	2009-11	66	1025	15.5
11.	Michael Clark	1984-86	60	926	15.4
12.	Jimmy Lampley	1981-83	55	833	15.1
13.	Brandon Freeman	2003-05	57	847	14.9
14.	Chris Green	1997-99	52	770	14.8
15.	James Scott	1987-91	118	1731	14.7

**SINGLE GAME RECORDS**

**HIGH SCORING GAMES**

- 47** Tom Brown vs. Southern (1-26-76)
- 46** Carl Brown vs. Centenary (2-9-89)
- 44** Ken Dancy vs. Dillard (2-7-77)
- 41** Mike Rivers vs. Centenary (1-20-83)
- 39** Carl Brown vs. Texas-San Antonio (3-7-90)  
Charlie Johnson vs. Coll. of the Ozarks (1-27-72)
- 38** Brandon Freeman at Fla. International (1-30-05)  
Rod Wade vs. Hardin-Simmons (2-22-90)  
Tom Brown vs. UAPB (2-21-76)  
John Walker vs. Hendrix (2-7-72)

- 37** Brandon Freeman vs. SAU (11-20-04)  
Tony Martin vs. Western Kentucky (3-1-93)  
Pete Myers vs. Georgia State (2-24-86)
- 36** Laverne Smith vs. Louisiana Tech (2-12-00)  
Derek Fisher vs. South Alabama (1-30-95)  
Tony Martin vs. Lamar (2-20-92)  
David Hall vs. Georgia State (2-15-90)  
Michael Clarke vs. Samford (1-5-85)  
Ken Dancy vs. Southern (12-17-77)
- 35** Freddie Morgan vs. Southern (11-30-88)  
James Scott vs. Georgia State (1-21-88)  
Michael Clarke vs. Mercer (1-26-85)  
Tom Brown vs. Lincoln (1-10-76)  
John Walker vs. Harding (2-22-72)  
John Walker vs. C.B.C. (1-22-72)  
John Walker vs. Southwestern (1-7-72)

**POINTS PER GAME**

1978-79	Marty Laguerre.....	19.3 (502 / 26 GP)
1979-80	Marty Laguerre.....	16.1 (404 / 25 GP)
1980-81	Jessey Massey.....	13.5 (352 / 26 GP)
1981-82	Jimmy Lampley.....	15.4 (417 / 27 GP)
1982-83	Vaughn Williams.....	15.5 (450 / 29 GP)
1983-84	Mike Rivers.....	17.6 (509 / 29 GP)
1984-85	Michael Clarke.....	18.8 (544 / 29 GP)
1985-86	Myron Jackson.....	19.4 (661 / 34 GP)
1986-87	Curtis Kidd.....	15.6 (576 / 37 GP)
1987-88	James Scott.....	16.0 (497 / 31 GP)
1988-89	Johnnie Bell.....	17.5 (543 / 31 GP)
1989-90	Carl Brown.....	18.4 (478 / 26 GP)
1990-91	James Scott.....	15.4 (431 / 28 GP)
1991-92	Tony Martin.....	18.8 (546 / 29 GP)
1992-93	Tony Martin.....	19.2 (499 / 26 GP)
1993-94	Derrick Hall.....	19.4 (542 / 28 GP)
1994-95	Derek Fisher.....	17.7 (479 / 27 GP)
1995-96	Malik Dixon.....	17.8 (535 / 30 GP)
1996-97	Malik Dixon.....	20.8 (604 / 29 GP)
1997-98	Chris Green.....	15.2 (425 / 28 GP)
1998-99	Alan Barksdale.....	14.8 (371 / 25 GP)
1999-00	Stan Blackmon.....	15.9 (444 / 28 GP)
2000-01	Stan Blackmon.....	18.4 (534 / 29 GP)
2001-02	Nick Zachery.....	16.1 (452 / 28 GP)
2002-03	Nick Zachery.....	14.1 (408 / 29 GP)
2003-04	Brandon Freeman.....	13.5 (391 / 29 GP)
2004-05	Brandon Freeman.....	16.3 (456 / 28 GP)
2005-06	Zack Wright.....	12.3 (343 / 28 GP)
2006-07	R. Jones-Jennings.....	12.5 (376 / 30 GP)
2007-08	Steven Moore.....	9.9 (307 / 31 GP)
2008-09	Steven Moore.....	13.6 (313 / 23 GP)
2009-10	Solomon Bozeman.....	14.3 (428 / 30 GP)
2010-11	Solomon Bozeman.....	16.6 (597 / 36 GP)
2011-12	D'Andre Williams.....	13.2 (408 / 31 GP)
2012-13	Will Neighbour.....	10.7 (341 / 32 GP)
2013-14	Will Neighbour.....	16.3 (408 / 25 GP)
2014-15	Josh Hagins.....	12.1 (375 / 31 GP)

1995-96	Malik Dixon.....	535
1996-97	Malik Dixon.....	604
1997-98	Chris Green.....	425
1998-99	Alan Barksdale.....	371
1999-00	Stan Blackmon.....	444
2000-01	Stan Blackmon.....	534
2001-02	Nick Zachery.....	452
2002-03	Nick Zachery.....	408
2003-04	Brandon Freeman.....	391
2004-05	Brandon Freeman.....	456
2005-06	Rashad Jones-Jennings.....	355
2006-07	Rashad Jones-Jennings.....	376
2007-08	Steven Moore.....	307
2008-09	Shane Edwards.....	367
2009-10	Solomon Bozeman.....	428
2010-11	Solomon Bozeman.....	597
2011-12	D'Andre Williams.....	408
2012-13	Will Neighbour.....	341
2013-14	Will Neighbour.....	408
2014-15	Josh Hagins.....	375

**TOTAL POINTS**

1978-79	Marty Laguerre.....	502
1979-80	Marty Laguerre.....	404
1980-81	Jessey Massey.....	352
1981-82	Jimmy Lampley.....	417
1982-83	Vaughn Williams.....	450
1983-84	Mike Rivers.....	509
1984-85	Michael Clarke.....	544
1985-86	Myron Jackson.....	661
1986-87	Curtis Kidd.....	576
1987-88	James Scott.....	497
1988-89	Johnnie Bell.....	543
1989-90	Carl Brown.....	478
1990-91	James Scott.....	431
1991-92	Tony Martin.....	546
1992-93	Tony Martin.....	499
1993-94	Derrick Hall.....	542
1994-95	Derek Fisher.....	479

**SEASON RECORDS  
REBOUNDS**

##	Player	Season	Reb
1.	Larry Johnson	1975-76	402
2.	Charlie Johnson	1972-73	393
3.	Rashad Jones-Jennings	2006-07	392
4.	Larry Johnson	1974-75	371
5.	Donald Newman	1983-84	348
6.	Rashad Jones-Jennings	2005-06	329
7.	Muntrelle Dobbins	1996-97	320
8.	Curtis Kidd	1986-87	309
	Michael Clarke	1985-86	309
10.	Michael Clarke	1984-85	304
11.	Johnnie Bell	1988-99	296
	Larry Johnson	1976-77	296
13.	Paris McCurdy	1986-87	283
14.	Ryan Moss	1997-98	272
15.	Pete Meyers	1985-86	270

**REBOUNTING AVERAGE**

##	Player	Season	GP	Reb	Avg.
1.	Larry Johnson	1975-76	24	402	16.8
2.	Charlie Johnson	1971-72	24	393	16.4
3.	Larry Johnson	1974-75	24	371	15.5
4.	R. Jones-Jennings	2006-07	30	392	13.1
5.	Donald Newman	1983-84	27	348	12.9
6.	Larry Johnson	1976-77	23	296	12.9
7.	Muntrelle Dobbins	1996-97	28	320	11.4
8.	R. Jones-Jennings	2005-06	29	329	11.3
9.	Larry Johnson	1977-78	22	246	11.2
10.	Michael Clarke	1984-85	29	304	10.5
11.	Michael Clarke	1985-86	31	309	10.0
12.	Fred Lord	1973-74	24	236	9.8
13.	Ryan Moss	1997-98	28	272	9.7
14.	Johnnie Bell	1988-89	31	296	9.5
15.	Paris McCurdy	1986-87	30	283	9.4

**CAREER RECORDS  
REBOUNDS**

##	Player	Years	Reb
1.	Larry Johnson	1975-78	1,315
2.	Muntrelle Dobbins	1993-97	1,010
3.	Charlie Johnson	1970-74	1,007
4.	Rashad Jones-Jennings	2005-07	721
5.	Fred Lord	1972-75	716
6.	Donald Newman	1979-84	715
7.	Woodie Watson	1974-75	626
8.	Michael Clarke	1984-86	613
9.	Jeff Cummings	1986-90	589
10.	Tony Chime	1991-95	566
11.	Courtney Jackson	2008-12	552
	Will Neighbour	2011-14	552
13.	Johnnie Bell	1987-89	542
14.	Rod Wade	1989-92	534
15.	James Womack	1988-92	520

**REBOUNTING AVERAGE (MIN. 50 GAMES)**

##	Player	Years	GP	Reb	Avg.
1.	Larry Johnson	1974-78	93	1315	14.1
2.	R. Jones-Jennings	2005-07	59	721	12.2
3.	Michael Clarke	1984-86	60	613	10.2
4.	Fred Lord	1972-75	74	716	9.7
5.	Ryan Moss	1997-99	52	477	9.2
6.	Muntrelle Dobbins	1993-97	115	1010	8.8
7.	Johnnie Bell	1987-89	62	542	8.7
8.	Pete Myers	1984-86	64	483	7.5
9.	Jimmie Lampley	1981-83	55	407	7.4
10.	Stan Blackmon	1999-01	57	411	7.2
11.	James Dawn	1986-88	65	444	6.8
12.	Donald Newman	1979-84	107	715	6.7
13.	Jeff Cummings	1986-90	89	589	6.6
14.	James Womack	1988-92	79	520	6.6
15.	Joe Stephens	1994-96	55	357	6.5

**SINGLE GAME RECORDS  
REBOUNDS**

<b>30</b>	Rashad Jones-Jennings vs. UAPB (12-13-05)
<b>29</b>	Donald Newman vs. Centenary (1-24-84)
<b>28</b>	Charlie Johnson vs. Millsaps (12-10-71)
<b>25</b>	Charlie Johnson vs. John Brown (1-15-72)
<b>24</b>	Rashad Jones-Jennings vs. ULM (2-3-07) Charlie Johnson vs. Coll. of the Ozarks (1-27-72)
<b>23</b>	Larry Johnson vs. Southern (No.) (2-18-77) Larry Johnson vs. Evangel (1-23-75) Charlie Johnson vs. C.B.C (1-22-72) Charlie Johnson vs. Southwestern (2-16-72)

<b>22</b>	Rashad Jones-Jennings at Fla. Atlantic (1-27-07) Johnnie Bell vs. Centenary (1-14-89) Jeff Cummings vs. Mercer (1-23-88) Donald Newman vs. Mercer (2-11-84)
-----------	--

<b>20</b>	Rashad Jones-Jennings at Texas St. (11-22-06) Muntrelle Dobbins at South Alabama (1-2-97)
-----------	--

**20 POINT-20 REBOUND GAMES**

<b>23-30</b>	Rashad Jones-Jennings vs. UAPB (12-13-05)
<b>27-20</b>	Muntrelle Dobbins at South Alabama (1-2-97)
<b>25-20</b>	R. Jones-Jennings at Texas State (11-22-06)

**REBOUNDS PER GAME**

1978-79	Larry Lowe .....	7.4 (193 / 26 GP)
1979-80	Gilbert Maxwell.....	6.8 (178 / 26 GP)
1980-81	Donald Newman .....	6.4 (161 / 25 GP)
1981-82	Jimmy Lampley.....	6.6 (179 / 27 GP)
1982-83	Jimmy Lampley.....	8.1 (228 / 28 GP)
1983-84	Donald Newman .....	12.9 (348 / 27 GP)
1984-85	Michael Clarke.....	10.5 (304 / 29 GP)
1985-86	Michael Clarke.....	10.0 (309 / 31 GP)
1986-87	Paris McCurdy.....	9.4 (283 / 30 GP)
1987-88	Jeff Cummings .....	8.1 (251 / 31 GP)
1988-89	Johnnie Bell.....	9.5 (296 / 31 GP)
1989-90	James Womack.....	8.0 (239 / 30 GP)
1990-91	James Womack.....	7.9 (238 / 30 GP)
1991-92	Tony Chime.....	5.9 (176 / 30 GP)
1992-93	Tony Chime.....	6.2 (160 / 26 GP)
1993-94	Muntrelle Dobbins.....	6.8 (190 / 28 GP)
1994-95	Muntrelle Dobbins.....	8.6 (249 / 29 GP)
1995-96	Muntrelle Dobbins.....	8.4 (251 / 30 GP)
1996-97	Muntrelle Dobbins.....	11.4 (320 / 28 GP)
1997-98	Ryan Moss.....	9.7 (272 / 28 GP)
1998-99	Ryan Moss.....	8.5 (205 / 24 GP)
1999-00	Stan Blackmon .....	7.4 (208 / 28 GP)
2000-01	Stan Blackmon .....	7.0 (203 / 29 GP)
2001-02	Jake Yancey .....	5.2 (119 / 23 GP)
2002-03	Jake Yancey .....	5.6 (123 / 27 GP)
2003-04	Richard Hardman .....	6.3 (177 / 28 GP)
2004-05	Richard Hardman .....	7.3 (205 / 28 GP)
2005-06	R. Jones-Jennings.....	11.3 (329 / 29 GP)
2006-07	R. Jones-Jennings.....	13.1 (392 / 30 GP)
2007-08	Mike Smith.....	5.4 (167 / 31 GP)
2008-09	John Fowler.....	5.6 (175 / 31 GP)
2009-10	Courtney Jackson.....	5.4 (161 / 30 GP)
2010-11	Courtney Jackson.....	5.3 (147 / 28 GP)
2011-12	Courtney Jackson.....	5.7 (177 / 31 GP)
2012-13	Will Neighbour .....	7.0 (225 / 32 GP)
2013-14	Will Neighbour .....	7.0 (174 / 25 GP)
2014-15	Roger Woods.....	6.5 (203 / 31 GP)

1995-96	Muntrelle Dobbins.....	251
1996-97	Muntrelle Dobbins.....	320
1997-98	Ryan Moss.....	272
1998-99	Ryan Moss.....	205
1999-00	Stan Blackmon .....	208
2000-01	Stan Blackmon .....	203
2001-02	Nick Jones.....	130
2002-03	Mark Green.....	131
2003-04	Richard Hardman .....	177
2004-05	Richard Hardman .....	205
2005-06	Rashad Jones-Jennings.....	329
2006-07	Rashad Jones-Jennings.....	392
2007-08	Mike Smith.....	167
2008-09	John Fowler.....	175
2009-10	Courtney Jackson.....	161
2010-11	Courtney Jackson.....	147
2011-12	Courtney Jackson.....	177
2012-13	Will Neighbour .....	225
2013-14	Will Neighbour .....	174
2014-15	Roger Woods.....	203

**TOTAL REBOUNDS**

1978-79	Larry Lowe .....	193
1979-80	Gilbert Maxwell.....	178
1980-81	Donald Newman .....	161
1981-82	Jimmy Lampley.....	179
1982-83	Jimmy Lampley.....	228
1983-84	Donald Newman .....	348
1984-85	Michael Clarke.....	304
1985-86	Michael Clarke.....	309
1986-87	Curtis Kidd .....	309
1987-88	Jeff Cummings .....	251
1988-89	Johnnie Bell.....	296
1989-90	James Womack.....	239
1990-91	James Womack.....	238
1991-92	Tony Chime.....	176
1992-93	Tony Chime.....	160
1993-94	Muntrelle Dobbins.....	190
1994-95	Muntrelle Dobbins.....	249

**SEASON RECORDS**

**FIELD GOALS MADE**

##	Player	Season	FGM
1.	Myron Jackson	1985-86	281
2.	Tom Brown	1975-76	271
3.	Curtis Kidd	1986-87	239
4.	Pete Myers	1985-86	229
5.	Marty Laguerre	1978-79	215
6.	Larry Drake	1973-74	212
7.	Michael Clarke	1984-85	210
8.	Ken Dancy	1976-77	209
9.	Johnnie Bell	1988-89	200
10.	Malik Dixon	1996-97	195
11.	Vaughn Williams	1982-83	194
12.	Johnnie Bell	1987-88	190

**CAREER RECORDS**

**FIELD GOALS MADE**

##	Player	Years	FGM
1.	James Scott	1988-91	594
2.	Myron Jackson	1982-86	571
3.	Larry Johnson	1974-78	567
4.	Malik Dixon	1993-97	533
5.	Vaughn Williams	1979-83	510
6.	Muntrelle Dobbins	1993-97	502
7.	Mike Rivers	1980-84	463
8.	Tom Brown	1974-75	461
9.	Derek Fisher	1992-96	432
10.	Derrick Hall	1989-94	401
11.	Donald Newman	1979-84	399
12.	Pete Meyers	1984-86	391

**FIELD GOAL PERCENTAGE (MINIMUM 90 FGM)**

##	Player	Season	FGM-A	Pct.
1.	Ryan Moss	1997-98	167-257	.650
2.	Mike Rivers	1982-83	140-217	.645
3.	Ryan Moss	1998-99	135-210	.643
4.	Muntrelle Dobbins	1995-96	148-247	.599
5.	Jeff Cummings	1987-88	122-204	.598
6.	Mike Rivers	1981-82	96-164	.585
7.	Gilbert Maxwell	1980-81	119-210	.566
8.	Tony Chime	1991-92	101-179	.564
9.	Mike Rivers	1983-84	183-327	.560
10.	Johnnie Bell	1987-88	190-340	.559
11.	Tony Chime	1992-93	108-194	.557
12.	Stan Blackmon	2000-01	182-329	.553

**FIELD GOAL PERCENTAGE (MINIMUM 200 FGM)**

##	Player	Years	FGM-A	Pct.
1.	Ryan Moss	1997-99	302-467	.647
2.	Mike Rivers	1980-84	463-778	.595
3.	Johnnie Bell	1987-89	390-707	.552
4.	Jeff Cummings	1986-90	262-488	.537
5.	Columbus Willis	2000-05	221-414	.534
6.	Maurice Bowie	1997-99	199-374	.532
7.	Gilbert Maxwell	1979-81	258-485	.532
8.	Donald Newman	1979-84	399-753	.530
9.	Muntrelle Dobbins	1993-97	502-948	.530
10.	Stan Blackmon	1999-01	336-644	.522
11.	Tony Chime	1991-95	337-649	.519
12.	Jimmy Lampley	1981-83	334-645	.518

**FG PCT. (MIN. 3.0 MADE PER GAME)**

1978-79	Marty Laguerre .....	.518 (215-415)
1979-80	Gilbert Maxwell .....	.505 (139-275)
1980-81	Gilbert Maxwell .....	.566 (119-210)
1981-82	Mike Rivers .....	.585 (96-164)
1982-83	Mike Rivers .....	.645 (140-217)
1983-84	Mike Rivers .....	.559 (183-327)
1984-85	Michael Clarke.....	.493 (210-426)
1985-86	Michael Clarke.....	.543 (156-289)
1986-87	Paris McCurdy.....	.504 (125-248)
1987-88	Jeff Cummings.....	.598 (122-204)
1988-89	Johnnie Bell.....	.545 (200-367)
1989-90	Rod Wade.....	.492 (124-252)
1990-91	Carlos Rogers.....	.508 (64-126)
1991-92	Tony Chime .....	.564 (101-179)
1992-93	Tony Chime .....	.557 (108-194)
1993-94	Tony Chime .....	.464 (45-97)
1994-95	Muntrelle Dobbins .....	.502 (130-259)
1995-96	Muntrelle Dobbins .....	.599 (148-247)
1996-97	Muntrelle Dobbins .....	.532 (148-278)
1997-98	Ryan Moss.....	.650 (167-257)
1998-99	Ryan Moss.....	.643 (135-210)
1999-00	Troy Moore .....	.544 (87-160)
2000-01	Stan Blackmon .....	.553 (182-329)
2001-02	Jibrahn Ike .....	.448 (99-221)
2002-03	Mark Green.....	.457 (122-267)
2003-04	Richard Hardman.....	.486 (103-212)
2004-05	Darius Eason .....	.481 (114-237)
2005-06	Byron Ray .....	.509 (83-163)
2006-07	Rashad Jones-Jennings .....	.502 (130-259)
2007-08	Mike Smith .....	.529 (109-206)
2008-09	Shane Edwards .....	.487 (134-275)
2009-10	Alex Garcia-Mendoza .....	.448 (111-248)
2010-11	Solomon Bozeman .....	.433 (153-353)
2011-12	Courtney Jackson .....	.502 (109-217)
2012-13	Will Neighbour.....	.442 (125-283)
2013-14	James White.....	.543 (138-254)
2014-15	Roger Woods .....	.476 (131-275)

**FIELD GOALS MADE**

1978-79	Marty Laguerre .....	215
1979-80	Marty Laguerre .....	165
1980-81	Jessey Massey .....	155
1981-82	Jimmy Lampley.....	169
1982-83	Vaughn Williams.....	194
1983-84	Mike Rivers .....	183
1984-85	Michael Clarke.....	210
1985-86	Myron Jackson .....	281
1986-87	Curtis Kidd .....	239
1987-88	Johnnie Bell.....	190
1988-89	Johnnie Bell.....	200
1989-90	Derrick Owens.....	169
1990-91	James Scott .....	143
1991-92	Tony Martin .....	188
1992-93	Tony Martin .....	161
1993-94	Derrick Hall.....	173
1994-95	Derek Fisher .....	153
1995-96	Malik Dixon .....	175
1996-97	Malik Dixon .....	195

1997-98	Ryan Moss.....	167
1998-99	Ryan Moss.....	135
1999-00	Laverne Smith .....	162
2000-01	Stan Blackmon .....	182
2001-02	Nick Zachery.....	153
2002-03	Nick Zachery.....	131
2003-04	Brandon Freeman .....	126
2004-05	Brandon Freeman .....	164
2005-06	Rashad Jones-Jennings .....	120
2006-07	Rashad Jones-Jennings .....	130
2007-08	Mike Smith .....	109
2008-09	Shane Edwards .....	134
2009-10	Solomon Bozeman .....	113
2010-11	Solomon Bozeman .....	153
2011-12	D'Andre Williams .....	141
2012-13	Will Neighbour.....	125
2013-14	Josh Hagins.....	143
2014-15	Josh Hagins/Roger Woods.....	131

**FIELD GOALS ATTEMPTED**

1978-79	Marty Laguerre .....	415
1979-80	Marty Laguerre .....	351
1980-81	Jessey Massey .....	302
1981-82	Jimmy Lampley.....	325
1982-83	Vaughn Williams.....	382
1983-84	Mike Rivers .....	327
1984-85	Michael Clarke.....	426
1985-86	Myron Jackson .....	620
1986-87	Curtis Kidd .....	520
1987-88	James Scott .....	459
1988-89	Johnnie Bell.....	367
1989-90	Derrick Owens.....	395
1990-91	James Scott .....	332
1991-92	Tony Martin .....	416
1992-93	Tony Martin .....	359
1993-94	Derrick Hall.....	443
1994-95	Derek Fisher .....	382
1995-96	Malik Dixon .....	394
1996-97	Malik Dixon .....	441
1997-98	Chris Green.....	335
1998-99	Alan Barksdale.....	296
1999-00	Laverne Smith .....	346
2000-01	Stan Blackmon .....	329
2001-02	Nick Zachery.....	356
2002-03	Nick Zachery.....	341
2003-04	Brandon Freeman .....	306
2004-05	Brandon Freeman .....	349
2005-06	Elijah Muldrow .....	295
2006-07	Terrance Akins.....	311
2007-08	Terrance Akins.....	221
2008-09	Shane Edwards .....	275
2009-10	Solomon Bozeman .....	296
2010-11	Solomon Bozeman .....	353
2011-12	D'Andre Williams .....	348
2012-13	Will Neighbour.....	283
2013-14	Josh Hagins.....	356
2014-15	Josh Hagins.....	313

## SEASON RECORDS

## 3-POINT FIELD GOALS MADE

##	Player	Season	3FGM
1.	Alan Barksdale	1998-99	95
2.	Nick Zachery	2001-02	93
3.	Nick Zachery	2002-03	85
4.	Malik Dixon	1996-97	83
5.	Alan Barksdale	1999-00	80
	Alan Barksdale	2000-01	80
7.	Terrance Akins	2006-07	77
8.	Brandon Freeman	2004-05	74
9.	Matt Mouzy	2010-11	73
	Matt Mouzy	2008-09	73
11.	Derrick Hall	1993-94	69
12.	Eddie Powell	1986-87	68
13.	Malik Dixon	1995-96	67
14.	Carl Brown	1989-90	66
15.	Solomon Bozeman	2010-11	65

## 3-POINT FIELD GOAL PERCENTAGE (25 3FG MADE)

##	Player	Season	3FGM-A	Pct.
1.	Ricky Davison	2009-10	36-70	.514
2.	Nick Zachery	2000-01	41-88	.466
3.	Robert Greene	1991-92	43-93	.462
4.	David Hall	1989-90	29-63	.460
5.	Solomon Bozeman	2010-11	65-142	.458
6.	<b>Mareik Isom</b>	<b>2014-15</b>	<b>36-80</b>	<b>.450</b>
7.	Alan Barksdale	2000-01	80-178	.449
8.	David Redmon	1990-91	38-86	.442
9.	Tony Martin	1991-92	47-108	.435
10.	Steven Moore	2007-08	42-97	.433
11.	Carl Brown	1989-90	66-156	.423
12.	Malik Dixon	1995-96	67-160	.429
13.	Brandon Freeman	2004-05	74-177	.418
14.	Will Neighbour	2011-12	43-104	.413
15.	Nick Zachery	2001-02	93-225	.413

## CAREER RECORDS

## 3-POINT FIELD GOALS MADE

##	Player	Years	3FGM
1.	Alan Barksdale	1998-01	255
2.	Nick Zachery	2000-03	236
3.	Matt Mouzy	2007-11	227
4.	Malik Dixon	1993-97	199
5.	James Scott	1987-91	172
6.	Derrick Hall	1989-94	160
7.	Brandon Freeman	2003-05	137
8.	Mark Green	1999-03	133
9.	Terrance Akins	2005-08	126
10.	Derek Fisher	1992-96	125
11.	Carl Brown	1988-90	123
12.	<b>Josh Hagins</b>	<b>2012-</b>	<b>118</b>
13.	Solomon Bozeman	2009-11	111
14.	Chris Green	1997-99	103
15.	Tony Martin	1991-93	95

## 3-POINT FIELD GOAL PERCENTAGE (50 3FG MADE)

##	Player	Years	3FGM-A	Pct.
1.	Alan Barksdale	1998-01	255-620	.411
2.	Nick Zachery	2000-03	236-576	.410
3.	Robert Greene	1990-92	56-137	.409
4.	Tony Martin	1991-93	95-233	.408
5.	Carl Brown	1988-90	123-304	.405
6.	Brandon Freeman	2003-05	137-342	.401
7.	Solomon Bozeman	2009-11	111-280	.396
8.	Malik Dixon	1993-97	199-515	.386
9.	Matt Mouzy	2007-11	227-590	.385
10.	Jibrahn Ike	2001-03	71-186	.382
11.	Derek Fisher	1992-96	125-329	.380
12.	Terrance Akins	2005-08	126-332	.380
13.	Steven Moore	2006-09	91-240	.379
14.	Laverne Smith	1999-01	89-240	.371
	Will Neighbour	2011-14	89-240	.371

**3PT FG PCT. (MIN. 1.0 MADE PER GAME)**

1986-87	Eddie Powell.....	345 (68-197)
1987-88	James Scott .....	352 (62-176)
1988-89	Freddie Morgan .....	394 (37-94)
1989-90	David Hall.....	460 (29-63)
1990-91	David Redmon .....	442 (38-86)
1991-92	Robert Greene.....	462 (43-93)
1992-93	Tony Martin .....	384 (48-125)
1993-94	Derrick Hall .....	361 (69-191)
1994-95	Derek Fisher .....	381 (43-113)
1995-96	Malik Dixon.....	419 (67-160)
1996-97	Malik Dixon.....	366 (83-227)
1997-98	Sherman Lusk.....	367 (47-128)
1998-99	Alan Barksdale.....	408 (95-233)
1999-00	Laverne Smith .....	386 (51-132)
2000-01	Nick Zachery .....	466 (41-88)
2001-02	Nick Zachery .....	413 (93-225)
2002-03	Nick Zachery .....	401 (85-212)
2003-04	Brandon Freeman .....	382 (63-165)
2004-05	Brandon Freeman .....	418 (74-177)
2005-06	Elijah Muldrow .....	333 (44-132)
2006-07	Terrance Akins .....	401 (77-192)
2007-08	Steven Moore .....	433 (42-97)
2008-09	Matt Mouzy .....	382 (73-191)
2009-10	Ricky Davison .....	514 (36-70)
2010-11	Solomon Bozeman .....	458 (65-142)
2011-12	Will Neighbour .....	413 (43-104)
2012-13	John Gillon.....	394 (37-94)
2013-14	Josh Hagins .....	340 (48-141)
2014-15	Mareik Isom.....	450 (36-80)

**3PT FGs MADE .....**

1986-87	Eddie Powell.....	68
1987-88	James Scott .....	62
1988-89	Carl Brown .....	57
1989-90	Carl Brown .....	66
1990-91	James Scott .....	48
1991-92	Tony Martin .....	47
1992-93	Tony Martin .....	48
1993-94	Derrick Hall .....	69
1994-95	Derek Fisher .....	43
1995-96	Malik Dixon.....	67
1996-97	Malik Dixon.....	83
1997-98	Chris Green.....	63
1998-99	Alan Barksdale.....	95
1999-00	Alan Barksdale.....	80
2000-01	Alan Barksdale.....	80
2001-02	Nick Zachery .....	93
2002-03	Nick Zachery .....	85
2003-04	Brandon Freeman .....	63
2004-05	Brandon Freeman .....	74
2005-06	Elijah Muldrow .....	44
2006-07	Terrance Akins .....	77
2007-08	Terrance Akins .....	48
2008-09	Matt Mouzy .....	73
2009-10	Matt Mouzy .....	60
2010-11	Matt Mouzy .....	73

2011-12	Will Neighbour .....	43
2012-13	John Gillon .....	37
2013-14	Josh Hagins .....	48
2014-15	James Reid.....	52

**3PT FGs ATTEMPTED**

1986-87	Eddie Powell.....	197
1987-88	James Scott .....	176
1988-89	Carl Brown .....	148
1989-90	Carl Brown .....	156
1990-91	James Scott .....	132
1991-92	Tony Martin .....	108
1992-93	Tony Martin .....	125
1993-94	Derrick Hall .....	191
1994-95	Derek Fisher .....	113
1995-96	Malik Dixon.....	160
1996-97	Malik Dixon.....	227
1997-98	Chris Green.....	183
1998-99	Alan Barksdale.....	233
1999-00	Alan Barksdale.....	209
2000-01	Alan Barksdale.....	178
2001-02	Nick Zachery .....	225
2002-03	Nick Zachery .....	212
2003-04	Brandon Freeman .....	165
2004-05	Brandon Freeman .....	177
2005-06	Elijah Muldrow .....	132
2006-07	Terrance Akins .....	192
2007-08	Terrance Akins .....	137
2008-09	Matt Mouzy .....	191
2009-10	Matt Mouzy .....	154
2010-11	Matt Mouzy .....	196
2011-12	Chuck Guy.....	133
2012-13	John Gillon.....	94
2013-14	Josh Hagins .....	141
2014-15	James Reid.....	150

**SEASON RECORDS  
FREE THROWS MADE**

##	Player	Season	FTM
1.	Solomon Bozeman	2010-11	226
2.	Pete Myers	1985-86	195
3.	Stan Blackmon	2000-01	169
4.	Solomon Bozeman	2009-10	156
5.	Mike Rivers	1983-84	143
	Johnnie Bell	1988-89	143
7.	Rod Wade	1989-90	133
8.	Malik Dixon	1996-97	131
9.	Derek Fisher	1992-93	130
10.	Tony Martin	1992-93	129
11.	Rod Wade	1991-92	128
12.	Derrick Hall	1993-94	127

**FREE THROW PERCENTAGE (MINIMUM 40 FT MADE)**

##	Player	Season	FTM-A	Pct.
1.	Alan Barksdale	2000-01	42-47	.894
2.	Larry Drake	1973-74	46-53	.868
3.	Jibrahn Ike	2001-02	75-87	.862
4.	Larry Drake	1972-73	49-58	.845
5.	Nick Zachery	2001-02	53-63	.841
6.	Ben Dillard	2013-14	76-91	.835
<b>7.</b>	<b>Josh Hagins</b>	<b>2014-15</b>	<b>70-84</b>	<b>.833</b>
8.	Zack Wright	2004-05	126-152	.829
9.	Jibrahn Ike	2002-03	101-122	.828
10.	Brandon Freeman	2003-04	76-92	.826
	Tom Brown	1975-76	114-138	.826
12.	Chris Greene	1998-99	89-108	.824

**CAREER RECORDS  
FREE THROWS MADE**

##	Player	Years	FTM
1.	Derek Fisher	1992-96	399
2.	Solomon Bozeman	2009-11	382
3.	Mike Rivers	1980-84	378
4.	James Scott	1987-91	371
5.	Rod Wade	1989-92	348
6.	Malik Dixon	1993-97	332
7.	Pete Myers	1984-86	315
8.	Derrick Hall	1989-94	309
9.	Zack Wright	2003-06	308
10.	Stan Blackmon	1999-01	295
11.	Muntrelle Dobbins	1993-97	281
12.	Dexter Young	1980-84	271

**FREE THROW PERCENTAGE (MINIMUM 90 FT MADE)**

##	Player	Years	FTM-A	Pct.
1.	Larry Drake	1972-74	95-111	.856
2.	Jibrahn Ike	2001-03	176-209	.842
3.	Alan Barksdale	1998-01	111-132	.841
4.	Ben Dillard	2011-15	253-307	.824
5.	Brandon Freeman	2003-05	130-158	.823
6.	Tom Brown	1974-76	157-191	.822
7.	Solomon Bozeman	2009-11	382-471	.811
<b>8.</b>	<b>Josh Hagins</b>	<b>2012-</b>	<b>168-208</b>	<b>.808</b>
9.	Zack Wright	2003-06	308-386	.798
10.	Carl Brown	1988-90	206-260	.792
11.	Laverne Smith	1999-01	136-173	.786
12.	Marty Laguerre	1978-80	146-186	.785

**FT PCT. (MIN. 2.0 MADE PER GAME)**

1978-79	John Blackmon	794 (54-68)
1979-80	Marty Laguerre	822 (74-90)
1980-81	Jessey Massey	763 (42-55)
1981-82	Chuck Phinizy	800 (104-130)
1982-83	Jimmy Lampley	761 (86-113)
1983-84	Dexter Young	759 (126-166)
1984-85	Pete Myers	719 (120-167)
1985-86	Myron Jackson	767 (99-129)
1986-87	Paris McCurdy	754 (107-142)
1987-88	Juric Brown	815 (66-81)
1988-89	Carl Brown	767 (89-117)
1989-90	Carl Brown	818 (117-143)
1990-91	Derrick Hall	776 (66-85)
1991-92	Robert Greene	773 (68-88)
1992-93	Derrick Hall	778 (70-90)
1993-94	Derrick Hall	779 (127-163)
1994-95	Derek Fisher	722 (130-180)
1995-96	Malik Dixon	824 (112-136)
1996-97	Malik Dixon	780 (131-168)
1997-98	Chris Green	744 (90-121)
1998-99	Chris Green	824 (89-108)
1999-00	Laverne Smith	788 (67-85)
2000-01	Laverne Smith	784 (69-88)
2001-02	Jibrahn Ike	862 (75-87)
2002-03	Jibrahn Ike	828 (101-122)
2003-04	Brandon Freeman	826 (76-92)
2004-05	Zack Wright	829 (126-152)
2005-06	Lekheythan Malone	808 (63-78)
2006-07	Steven Moore	786 (66-84)
2007-08	John Fowler	735 (86-117)
2008-09	Steven Moore	808 (105-130)
2009-10	Solomon Bozeman	817 (156-191)
2010-11	Alex Garcia-Mendoza	816 (80-98)
2011-12	Will Neighbour	815 (66-81)
2012-13	John Gillon	817 (89-109)
2013-14	Ben Dillard	835 (76-91)
2014-15	Josh Hagins	833 (70-84)

**FREE THROWS MADE**

1978-79	Marty Laguerre	72
1979-80	Gilbert Maxwell	75
1980-81	Gilbert Maxwell	67
1981-82	Chuck Phinizy	104
1982-83	Mike Rivers	116
1983-84	Mike Rivers	143
1984-85	Michael Clarke	124
1985-86	Pete Myers	195
1986-87	Paris McCurdy	107
1987-88	Johnnie Bell	88
1988-89	Johnnie Bell	143
1989-90	Rod Wade	133
1990-91	James Scott	97
1991-92	Rod Wade	128
1992-93	Tony Martin	129
1993-94	Derrick Hall	127
1994-95	Derek Fisher	130
1995-96	Derek Fisher	126
1996-97	Malik Dixon	131

1997-98	Chris Green	90
1998-99	Chris Green	89
1999-00	Stan Blackmon	126
2000-01	Stan Blackmon	169
2001-02	Jibrahn Ike	75
2002-03	Jibrahn Ike	101
2003-04	Jamal Holden	95
2004-05	Zack Wright	126
2005-06	Rashad Jones-Jennings	115
2006-07	Rashad Jones-Jennings	116
2007-08	John Fowler	86
2008-09	John Fowler	119
2009-10	Solomon Bozeman	156
2010-11	Solomon Bozeman	226
2011-12	D'Andre Williams	92
2012-13	John Gillon	89
2013-14	Will Neighbour	121
2014-15	Roger Woods	93

**FREE THROWS ATTEMPTED**

1978-79	Marty Laguerre	96
1979-80	Gilbert Maxwell	111
1980-81	Gilbert Maxwell	108
1981-82	Chuck Phinizy	130
1982-83	Mike Rivers	159
1983-84	Mike Rivers	219
1984-85	Michael Clarke	230
1985-86	Pete Myers	261
1986-87	Curtis Kidd	155
1987-88	James Scott	126
1988-89	Johnnie Bell	194
1989-90	Rod Wade	185
1990-91	James Scott	171
1991-92	Rod Wade	168
1992-93	Tony Martin	171
1993-94	Derrick Hall	163
1994-95	Derek Fisher	180
1995-96	Derek Fisher	169
1996-97	Muntrelle Dobbins	201
1997-98	Chris Green	121
1998-99	Chris Green	108
1999-00	Stan Blackmon	175
2000-01	Stan Blackmon	232
2001-02	Jibrahn Ike	87
2002-03	Jibrahn Ike	122
2003-04	Jamal Holden	134
2004-05	Zack Wright	152
2005-06	Rashad Jones-Jennings	190
2006-07	Rashad Jones-Jennings	201
2007-08	Steven Moore	121
2008-09	John Fowler	167
2009-10	Solomon Bozeman	191
2010-11	Solomon Bozeman	280
2011-12	D'Andre Williams	122
2012-13	John Gillon	109
2013-14	Will Neighbour	157
2014-15	Roger Woods	145

SEASON RECORDS

ASSISTS

##	Player	Season	Assts
1.	Juric Brown	1986-87	217
2.	Robert Griffin	1975-76	185
3.	Vaughn Williams	1982-83	184
4.	Juric Brown	1987-88	180
5.	Zack Wright	2005-06	164
6.	Carl Brown	1988-89	163
7.	Paul Springer	1985-86	161
8.	Ricky Hughes	1974-75	160
9.	Derek Fisher	1995-96	154
10.	James Price	1996-97	153
11.	Vaughn Williams	1981-82	150
12.	Paul Springer	1986-87	146

ASSISTS PER GAME

##	Player	Season	GP	A	Avg.
1.	Vaughn Williams	1982-83	29	184	6.34
2.	Paul Springer	1985-86	27	161	5.96
3.	Juric Brown	1986-87	37	217	5.86
4.	Zack Wright	2005-06	28	164	5.86
5.	Juric Brown	1987-88	31	180	5.81
6.	Vaughn Williams	1981-82	27	150	5.56
7.	James Price	1996-97	29	153	5.28
8.	Carl Brown	1988-89	31	163	5.26
9.	Derek Fisher	1995-96	30	154	5.13
10.	Vaughn Williams	1980-81	25	120	4.80
11.	Mark Green	1998-99	24	111	4.63
12.	Derek Fisher	1994-95	27	124	4.59

CAREER RECORDS

ASSISTS

##	Player	Years	Assts
1.	Vaughn Williams	1980-83	534
2.	Derek Fisher	1992-96	472
3.	Juric Brown	1986-90	428
4.	James Scott	1987-91	423
5.	Paul Springer	1985-89	410
6.	<b>Josh Hagins</b>	<b>2012-</b>	<b>303</b>
7.	Cameron White	1972-74	295
8.	Zack Wright	2003-06	282
9.	Carl Brown	1988-90	272
10.	Steven Moore	2006-09	264
11.	Mike Greenwood	1976-79	253
12.	Zack Graber	2003-05	242
	Malik Dixon	1993-97	242

GAMES PLAYED

##	Player	Years	GP
1.	Ben Dillard	2011-15	123
2.	Courtney Jackson	2008-12	120
	Myron Jackson	1982-86	120
4.	James Scott	1987-91	118
5.	Daron Hoges	1984-89	117
6.	Muntrelle Dobbins	1993-97	115
7.	Matt Mouzy	2007-11	114
	Darius Eason	2000-05	114
	Columbus Willis	2000-05	114
10.	Gus Leeper	2010-15	113
	Paul Springer	1985-89	113
12.	Derek Fisher	1992-96	112

**ASSISTS**

1978-79	Marty Laguerre .....	80
1979-80	Vaughn Williams .....	80
1980-81	Vaughn Williams .....	120
1981-82	Vaughn Williams .....	150
1982-83	Vaughn Williams .....	184
1983-84	Dexter Young/Anthony Ingram .....	71
1984-85	Pete Myers .....	109
1985-86	Paul Springer .....	161
1986-87	Juric Brown .....	217
1987-88	Juric Brown .....	180
1988-89	Carl Brown .....	163
1989-90	Derrick Owens .....	113
1990-91	James Scott .....	117
1991-92	Robert Greene .....	91
1992-93	Derek Fisher .....	92
1993-94	Derek Fisher .....	102
1994-95	Derek Fisher .....	124
1995-96	Derek Fisher .....	154
1996-97	James Price .....	153
1997-98	James Price .....	124
1998-99	Chris Green .....	111
1999-00	Alan Barksdale .....	84
2000-01	Alex Finger .....	73
2001-02	Nick Zachery .....	100
2002-03	Tony Travis .....	69
2003-04	Zack Graber .....	118
2004-05	Zack Graber .....	124
2005-06	Zack Wright .....	164
2006-07	Steven Moore .....	82
2007-08	Steven Moore .....	109
2008-09	Brandon Patterson .....	87
2009-10	Solomon Bozeman .....	123
2010-11	D'Andre Williams .....	109
2011-12	D'Andre Williams .....	122
2012-13	Josh Hagins .....	96
2013-14	Josh Hagins .....	114
2014-15	Josh Hagins .....	93

## SEASON RECORDS

## STEALS

##	Player	Season	Stls
1.	Vaughn Williams	1980-81	79
2.	Juric Brown	1987-88	77
3.	Vaughn Williams	1980-81	71
4.	Juric Brown	1986-87	68
5.	Jesse Massey	1980-81	67
6.	Zack Wright	2005-06	66
7.	Vaughn Williams	1982-83	65
8.	Pete Myers	1984-85	61
9.	Chuck Phinizy	1980-81	57
10.	Derek Fisher	1995-96	56
11.	Robert Greene	1991-92	55
12.	<b>Josh Hagins</b>	<b>2014-15</b>	<b>52</b>
	D'Andre Williams	2011-12	52

## BLOCKED SHOTS

##	Player	Season	Blks
1.	Larry Johnson	1974-75	113
2.	Larry Johnson	1976-77	82
3.	Ryan Moss	1997-98	55
4.	Muntrelle Dobbins	1996-97	52
5.	Muntrelle Dobbins	1995-96	46
6.	Ryan Moss	1998-99	45
7.	Michael Javes	2011-12	44
8.	Gilbert Maxwell	1979-80	41
9.	Larry Johnson	1977-78	40
10.	Tony Chime	1991-92	39
11.	Carlos Rogers	1990-91	38
12.	Michael Javes	2012-13	37

## CAREER RECORDS

## STEALS

##	Player	Years	Stls
1.	Vaughn Williams	1979-83	259
2.	Derek Fisher	1992-96	184
3.	Juric Brown	1986-90	165
4.	<b>Josh Hagins</b>	<b>2012-</b>	<b>127</b>
5.	Muntrelle Dobbins	1993-97	119
6.	Nick Zachery	2000-04	116
	Rod Wade	1989-92	116
8.	James Scott	1987-91	112
	Cameron White	1972-74	112
10.	Myron Jackson	1982-85	110
11.	Derrick Hall	1989-94	104
12.	Pete Myers	1984-86	102

## BLOCKED SHOTS

##	Player	Years	Blks
1.	Larry Johnson	1974-78	265
2.	Muntrelle Dobbins	1993-97	158
3.	Darius Eason	2000-05	100
	Ryan Moss	1997-99	100
5.	Tony Chime	1991-95	90
6.	Will Neighbour	2011-14	85
7.	James White	2012-15	81
	Michael Javes	2011-13	81
9.	Gilbert Maxwell	1979-81	75
10.	Jake Yancey	2000-03	70
11.	Mike Rivers	1980-84	58
12.	Johnnie Bell	1987-89	57

**STEALS**

1978-79	Mark Bowman .....	37
1979-80	Vaughn Williams .....	44
1980-81	Vaughn Williams .....	71
1981-82	Vaughn Williams .....	79
1982-83	Vaughn Williams .....	65
1983-84	Dexter Young .....	44
1984-85	Pete Myers .....	61
1985-86	Myron Jackson .....	45
1986-87	Juric Brown .....	68
1987-88	Juric Brown .....	77
1988-89	Carl Brown .....	47
1989-90	Derrick Owens .....	44
1990-91	James Scott .....	46
1991-92	Robert Greene .....	55
1992-93	Derek Fisher .....	39
1993-94	Derek Fisher .....	45
1994-95	Derek Fisher .....	44
1995-96	Derek Fisher .....	56
1996-97	James Price .....	29
1997-98	James Price .....	32
1998-99	Chris Green .....	29
1999-00	Stan Blackmon .....	29
2000-01	Stan Blackmon .....	40
2001-02	Nick Zachery .....	47
2002-03	Jibrahn Ike .....	44
2003-04	Zack Graber .....	40
2004-05	Zack Graber .....	44
2005-06	Zack Wright .....	66
2006-07	Terrance Akins .....	26
2007-08	John Fowler .....	34
2008-09	Matt Mouzy .....	36
2009-10	Solomon Bozeman .....	30
2010-11	D'Andre Williams .....	43
2011-12	D'Andre Williams .....	52
2012-13	Leroy Isler .....	43
2013-14	Josh Hagins .....	37
2014-15	Josh Hagins .....	52

1995-96	Muntrelle Dobbins .....	46
1996-97	Muntrelle Dobbins .....	52
1997-98	Ryan Moss .....	55
1998-99	Ryan Moss .....	45
1999-00	Roman Brown .....	19
2000-01	Darius Eason .....	25
2001-02	Jake Yancey .....	30
2002-03	Jake Yancey .....	18
2003-04	Darius Eason .....	31
2004-05	Darius Eason .....	32
2005-06	Rashad Jones-Jennings .....	22
2006-07	Rashad Jones-Jennings .....	29
2007-08	Derrick Bails .....	22
2008-09	Brandon Patterson .....	27
2009-10	Montrell Thornton .....	26
2010-11	Montrell Thornton .....	26
2011-12	Michael Javes .....	44
2012-13	Michael Javes .....	37
2013-14	Will Neighbour .....	27
2014-15	James White .....	25

**BLOCKED SHOTS**

1978-79	Tony Hobbs .....	17
1979-80	Gilbert Maxwell .....	41
1980-81	Gilbert Maxwell .....	34
1981-82	Jimmy Lampley .....	27
1982-83	Jimmy Lampley .....	20
1983-84	Mike Rivers .....	26
1984-85	Pete Myers .....	15
1985-86	Pete Myers .....	16
1986-87	Curtis Kidd/James Dawn .....	19
1987-88	Johnnie Bell .....	18
1988-89	Johnnie Bell .....	32
1989-90	Derrick Owens .....	13
1990-91	Carlos Rogers .....	38
1991-92	Tony Chime .....	39
1992-93	Tony Chime .....	31
1993-94	Muntrelle Dobbins .....	29
1994-95	Muntrelle Dobbins .....	31

### LITTLE ROCK YEAR-BY-YEAR STATISTICS

Season	GP	FGM-A	FG%	3FGM-A	3PT%	FTM-A	FT%	Reb.-Avg.	PF-DQ	A	TO	Blk	Stl	Pts	Avg.
1978-79	26	810-1845	.439			312-438	.712	933 - 35.8	517-19	244	385	43	190	1932	74.2
1979-80	26	732-1531	.478			399-557	.716	913 - 35.1	491-17	252	407	77	168	1863	71.7
1980-81	26	732-1446	.506			329-537	.612	920 - 35.3	559-23	316	484	68	<b>323</b>	1793	68.9
1981-82	27	736-1410	<b>.522</b>			488-700	.697	884 - 32.7	599-n/a	390	462	65	211	1960	72.6
1982-83	29	827-1597	.518			496-707	.702	983 - 33.9	578-14	422	442	45	180	2150	74.1
1983-84	29	744-1624	.458			531-770	.689	1094 - 37.7	660-29	324	475	51	178	2019	69.6
1984-85	30	842-1934	.435			473-759	.623	1294 - 43.1	685- <b>34</b>	397	477	49	226	2156	71.9
1985-86	34	<b>1028-2237</b>	.459			639- <b>996</b>	.641	<b>1515 - 44.5</b>	<b>737-32</b>	530	<b>556</b>	64	251	2695	79.3
1986-87	<b>37</b>	1023- <b>2326</b>	.440	94-297	.316	499-748	.667	<b>1515 - 40.9</b>	658-11	<b>568</b>	445	62	248	2639	71.3
1987-88	31	927-2004	.463	100-300	.333	462-664	.696	1279 - 41.3	591-17	479	411	50	248	2416	77.9
1988-89	31	1045-2178	.480	167-449	.372	594-843	.705	1342 - 43.3	595-22	521	415	93	224	<b>2851</b>	<b>92.0</b>
1989-90	30	886-1994	.444	176-487	.361	<b>658-925</b>	.711	1249 - 41.6	651-18	472	424	64	214	2606	86.9
1990-91	30	769-1780	.431	151-423	.358	459-704	.652	1170 - 39.0	666-23	401	508	83	233	2148	71.6
1991-92	30	799-1725	.463	137-356	.385	473-677	.699	1099 - 36.6	608-20	413	472	101	222	2208	73.6
1992-93	27	647-1471	.440	127-370	.343	438-617	.710	942 - 34.9	575-12	348	480	73	202	1859	68.9
1993-94	28	706-1692	.417	150-434	.346	495-716	.691	1078 - 38.5	591-24	349	431	75	235	2057	73.5
1994-95	29	758-1852	.424	145-421	.344	483-772	.626	1219 - 42.0	622-21	370	409	103	213	2198	75.8
1995-96	30	817-1755	.466	155-409	.379	506-736	.688	1135 - 37.8	563-15	405	392	109	215	2295	76.5
1996-97	29	757-1742	.435	168-512	.328	473-722	.655	1215 - 41.9	545-16	438	385	99	131	2155	74.3
1997-98	28	687-1533	.448	134-407	.329	379-588	.645	958 - 34.2	497-15	405	390	85	150	1887	67.4
1998-99	27	648-1391	.466	174-458	.380	320-463	.691	861 - 31.9	381-5	343	389	62	128	1790	66.3
1999-00	28	662-1493	.443	182-505	.360	379-551	.688	851 - 30.4	578-10	329	424	60	151	1885	67.3
2000-01	29	704-1484	.474	200-492	<b>.407</b>	448-635	.706	957 - 33.0	578-12	376	466	91	218	2056	70.9
2001-02	29	740-1585	.467	207-540	.383	444-632	.703	1028 - 35.4	557-11	384	472	62	270	2131	73.5
2002-03	30	721-1581	.456	204-541	.377	479-694	.690	1004 - 33.5	611-14	357	498	78	204	2125	70.8
2003-04	29	697-1574	.443	153-459	.333	534-739	.723	1072 - 37.0	580-10	348	454	93	187	2081	71.8
2004-05	28	668-1467	.455	142-383	.371	413-568	.727	922 - 32.9	542-18	372	423	89	187	1891	67.5
2005-06	29	637-1541	.413	124-391	.317	463-678	.683	1003 - 34.6	520-15	413	448	76	224	1861	64.2
2006-07	30	680-1590	.428	165-518	.319	454-678	.670	1068 - 35.6	549-6	393	449	73	157	1979	66.0
2007-08	31	680-1588	.428	165-484	.341	499-757	.659	1129 - 36.4	640-9	399	506	103	211	2024	65.3
2008-09	31	711-1589	.447	159-445	.357	478-714	.669	1079 - 34.8	608-16	404	465	108	171	2059	66.4
2009-10	30	670-1576	.425	185-501	.369	503-719	.700	1019 - 34.0	597-14	363	402	81	141	2028	67.6
2010-11	36	825-1938	.426	<b>242-615</b>	.393	565-819	.690	1204 - 33.4	740-14	433	428	89	212	2457	68.2
2011-12	31	672-1655	.406	161-492	.327	469-672	.698	1032 - 33.3	609-10	324	387	94	198	1974	63.7
2012-13	32	732-1736	.422	162-481	.337	501-741	.676	1097 - 34.3	632-10	372	488	121	215	2127	66.5
2013-14	32	784-1844	.425	164-505	.325	556-754	<b>.737</b>	1174 - 36.7	689 - 22	376	422	<b>125</b>	190	2288	71.5
2014-15	31	741-1779	.417	219- <b>636</b>	.344	445-632	.704	1063 - 34.3	588-12	380	326	86	174	2146	69.2

## OPPONENT YEAR-BY-YEAR STATISTICS

Season	GP	FGM-A	FG%	3FGM-A	3PT%	FTM-A	FT%	Reb.-Avg.	PF-DQ	A	TO	Blk	Stl	Pts	Avg.
1978-79	26	873-1755	.497			373-530	.703	1127-43.3	486-13	333	431	88	147	2119	81.5
1979-80	26	769-1553	.495			324-465	.696	969 - 37.2	551-17	290	406	66	163	1862	71.6
1980-81	26	685-1360	<b>.503</b>			417-596	.699	856 - 32.9	526-20	291	502	73	<b>265</b>	1787	68.7
1981-82	27	717-1429	.502			455-658	.691	830 - 30.7	606-n/a	361	427	57	172	1889	69.9
1982-83	29	776-1591	.488			422-633	.667	887 - 30.6	624-27	352	445	70	167	1974	68.1
1983-84	29	805-1688	.477			456-680	.671	996 - 34.3	706-40	395	426	75	213	2066	71.2
1984-85	30	804-1739	.462			480-729	.658	1136 - 37.9	697-37	424	505	103	188	2090	69.7
1985-86	34	<b>990-2108</b>	.469			501-769	.651	1241 - 36.5	<b>888-53</b>	<b>488</b>	<b>600</b>	86	204	2481	72.9
1986-87	<b>37</b>	956- <b>2136</b>	.448	190-488	.389	456-667	.684	1255 - 33.9	698-20	425	487	109	190	<b>2558</b>	69.1
1987-88	31	818-1774	.461	143-358	<b>.399</b>	439-639	.687	1007 - 32.5	557-18	414	498	69	172	2218	71.5
1988-89	31	945-2038	.464	134-371	.361	483-699	.691	1204 - 38.8	641-22	430	484	108	137	2507	80.9
1989-90	30	861-1836	.469	159-436	.365	550-809	.680	1190 - 39.7	600-10	440	540	99	141	2431	<b>81.0</b>
1990-91	30	743-1706	.435	155-417	.372	578-851	.679	1059 - 35.3	613-n/a	388	446	89	175	2219	74.0
1991-92	30	770-1743	.442	146-399	.366	462-675	.684	1025 - 34.2	598-n/a	397	446	87	213	2148	71.6
1992-93	27	657-1500	.438	130-404	.322	491-692	.710	931 - 34.5	536-12	339	437	86	209	1935	71.7
1993-94	28	691-1570	.440	155-446	.348	493-708	.696	966 - 34.5	576-26	386	434	78	190	2030	72.5
1994-95	29	731-1815	.403	157-563	.279	445-703	.633	1181 - <b>40.7</b>	641-21	389	456	93	200	2064	71.2
1995-96	30	732-1720	.426	203-569	.357	365-580	.629	1017 - 33.9	627-16	348	463	79	174	2033	67.8
1996-97	29	710-1743	.407	194-604	.321	400-619	.646	1091 - 37.6	592-n/a	327	370	77	175	2014	69.4
1997-98	28	703-1585	.444	174-504	.345	351-536	.655	1003 - 35.8	549-n/a	346	418	74	115	1931	69.0
1998-99	27	720-1576	.457	195-543	.359	269-384	.701	904 - 33.5	446-n/a	355	325	55	185	1902	70.5
1999-00	28	757-1537	.493	165-438	.377	469-667	.703	974 - 34.8	497-n/a	419	396	79	154	2148	76.7
2000-01	29	645-1597	.404	160-546	.293	399-581	.687	982 - 33.9	575-n/a	322	481	85	182	1849	63.8
2001-02	29	663-1560	.425	173-530	.326	401-590	.680	938 - 32.3	560-n/a	354	500	103	187	1900	65.5
2002-03	30	752-1705	.441	180-522	.345	427-615	.694	1032 - 34.4	630-n/a	365	472	96	184	2111	70.4
2003-04	29	641-1562	.410	183-548	.334	430-612	.703	930 - 32.1	631-n/a	320	478	89	179	1895	65.3
2004-05	28	665-1541	.432	165-476	.347	375-567	.661	943 - 33.7	549-n/a	348	449	80	169	1870	66.8
2005-06	29	665-1477	.450	181-449	.363	388-526	<b>.738</b>	900 - 31.0	585-n/a	338	488	111	177	1899	65.5
2006-07	30	735-1605	.458	215-549	.392	390-551	.708	924 - 30.8	597-n/a	408	394	85	168	2075	69.2
2007-08	31	633-1569	.403	164-565	.290	490-700	.700	966 - 31.2	669-n/a	341	497	107	183	1920	61.9
2008-09	31	663-1649	.402	170-533	.319	468-667	.702	1010 - 32.6	608-n/a	368	434	97	162	1964	63.4
2009-10	30	751-1703	.441	229-648	.353	463-663	.698	1061 - 35.4	593-n/a	453	359	102	157	2194	73.1
2010-11	36	811-1867	.434	222-658	.337	582-819	.711	<b>1260</b> - 35.0	736-n/a	452	497	<b>130</b>	159	2426	67.4
2011-12	31	668-1590	.420	189-570	.332	465-707	.658	1112 - 35.9	603-n/a	359	447	125	151	1990	64.2
2012-13	32	718-1701	.422	198-595	.333	498-721	.691	1119 - 35.0	666-n/a	366	522	90	208	2132	66.6
2013-14	32	759-1775	.428	<b>251-717</b>	.350	<b>602-869</b>	.693	1136 - 35.5	636-n/a	435	419	119	215	2371	74.1
2014-15	31	749-1688	.444	223-602	.370	459-678	.677	1143 - 36.9	578-n/a	390	419	86	145	2180	70.3

**1. JAMES SCOTT (1987-91) – 1,731 POINTS**

YEAR	GP-GS	FG-A	Pct.	3FG-A	Pct.	FT-A	Pct.	Reb/Avg.	A	Blk	Stl	Pts/Avg.
1987-88	31-30	177-459	.386	62-176	.352	81-126	.643	106 / 3.4	96	4	28	497 / 16.0
1988-89	30-24	154-348	.443	40-105	.381	87-118	.737	102 / 3.4	101	10	22	435 / 14.5
1989-90	29-26	120-275	.436	22-75	.293	106-161	.658	169 / 5.8	109	8	40	368 / 12.7
1990-91	28-24	143-332	.431	48-132	.364	97-171	.564	123 / 4.4	117	2	46	431 / 15.4
Totals	118-104	594-1414	.420	172-488	.352	371-576	.644	500 / 4.2	423	24	136	1731 / 14.7

**2. MALIK DIXON (1993-97) – 1,603 POINTS**

YEAR	GP-GS	FG-A	Pct.	3FG-A	Pct.	FT-A	Pct.	Reb/Avg.	A	Blk	Stl	Pts/Avg.
1993-94	28-17	99-225	.440	27-77	.351	62-84	.738	79 / 2.8	83	1	22	287 / 10.3
1994-95	8-7	64-124	.516	22-51	.416	27-40	.675	25 / 3.1	20	1	11	177 / 22.1
1995-96	30-28	175-394	.444	67-160	.419	112-136	.824	106 / 3.5	76	4	27	535 / 17.8
1996-97	29-27	195-441	.442	83-227	.366	131-168	.780	111 / 3.8	63	3	23	604 / 20.8
Totals	95-79	533-1184	.450	199-515	.386	332-428	.776	321 / 3.4	242	9	83	1603 / 16.9

**3. DEREK FISHER (1992-96) – 1,393 POINTS**

YEAR	GP-GS	FG-A	Pct.	3FG-A	Pct.	FT-A	Pct.	Reb/Avg.	A	Blk	Stl	Pts/Avg.
1992-93	27-22	57-138	.413	9-31	.290	71-92	.772	89 / 3.3	92	3	39	194 / 7.2
1993-94	28-28	94-212	.443	23-55	.418	72-93	.774	109 / 3.9	102	0	45	283 / 10.1
1994-95	27-24	153-382	.401	43-113	.381	130-180	.722	135 / 5.0	124	7	44	479 / 17.7
1995-96	30-30	128-313	.409	50-130	.385	126-169	.746	155 / 5.2	154	2	56	437 / 14.6
Totals	112-104	432-1045	.413	125-329	.380	399-534	.747	488 / 4.4	472	12	184	1393 / 12.4

**4. MYRON JACKSON (1982-86) – 1,371 POINTS**

YEAR	GP-GS	FG-A	Pct.	3FG-A	Pct.	FT-A	Pct.	Reb/Avg.	A	Blk	Stl	Pts/Avg.
1982-83	28-27	63-131	.481			39-52	.750	86 / 3.1	50	1	17	165 / 5.9
1983-84	28-27	100-245	.408			53-74	.716	126 / 4.5	49	2	25	253 / 9.1
1984-85	30-23	127-275	.462			38-59	.644	99 / 3.3	44	1	23	292 / 9.7
1985-86	34-33	281-620	.453			99-129	.767	141 / 4.1	72	5	45	661 / 19.4
Totals	120-110	571-1271	.449			229-314	.729	452 / 3.8	215	9	110	1371 / 11.4

**5. LARRY JOHNSON (1974-78) – 1,346 POINTS**

YEAR	GP-GS	FG-A	Pct.	3FG-A	Pct.	FT-A	Pct.	Reb/Avg.	A	Blk	Stl	Pts/Avg.
1974-75	24-	140-314	.446			39-81	.481	371 / 15.5	53	113	(26)	319 / 13.3
1975-76	24-	149-282	.528			47-70	.671	402 / 16.8	33	82	(13)	345 / 14.4
1976-77	23-	142-318	.447			73-111	.658	296 / 12.9	25	30	(39)	357 / 15.5
1977-78	22-	136-309	.440			53-101	.525	246 / 11.2				325 / 14.8
Totals	93-	567-1223	.464			212-363	.584	1315 / 14.1				1346 / 14.5

**6. MIKE RIVERS (1980-84) – 1,304 POINTS**

YEAR	GP-GS	FG-A	Pct.	3FG-A	Pct.	FT-A	Pct.	Reb/Avg.	A	Blk	Stl	Pts/Avg.
1980-81	24-	44-70	.628			33-60	.550	60 / 2.5	3	7	8	121 / 5.0
1981-82	27-	96-164	.585			86-115	.748	113 / 4.2	8	15	12	278 / 10.3
1982-83	29-29	140-217	.645			116-159	.729	136 / 4.7	9	10	6	396 / 13.7
1983-84	29-29	183-327	.559			143-219	.653	190 / 6.6	10	26	24	509 / 17.6
Totals	109-	463-778	.595			378-553	.684	499 / 4.6	30	58	50	1304 / 12.0

**7. MUNTRELLE DOBBINS (1993-97) – 1,285 POINTS**

YEAR	GP-GS	FG-A	Pct.	3FG-A	Pct.	FT-A	Pct.	Reb/Avg.	A	Blk	Stl	Pts/Avg.
1993-94	28-9	76-164	.463	0-0	.000	45-95	.474	190 / 6.8	9	29	35	197 / 7.0
1994-95	29-23	130-259	.502	0-1	.000	45-98	.459	249 / 8.6	17	31	27	305 / 10.5
1995-96	30-28	148-247	.599	0-0	.000	83-148	.561	251 / 8.4	20	46	37	379 / 12.6
1996-97	28-27	148-278	.532	0-0	.000	108-201	.537	320 / 11.4	36	52	20	404 / 14.4
Totals	115-87	502-948	.530	0-1	.000	281-542	.518	1010 / 8.8	82	158	119	1285 / 11.2

**8. DERRICK HALL (1989-94) – 1,271 POINTS**

YEAR	GP-GS	FG-A	Pct.	3FG-A	Pct.	FT-A	Pct.	Reb/Avg.	A	Blk	Stl	Pts/Avg.
1989-90	23-4	45-126	.357	20-60	.333	46-66	.697	53 / 2.3	26	4	19	156 / 6.8
1990-91	29-16	100-243	.412	31-91	.341	66-85	.776	81 / 2.8	34	2	24	297 / 10.2
1991-92	Redshirt Season											
1992-93	24-9	83-242	.343	40-110	.364	70-90	.778	66 / 2.8	17	3	19	276 / 11.5
1993-94	28-26	173-443	.391	69-191	.361	127-163	.779	158 / 5.6	39	3	42	542 / 19.4
Totals	104-55	401-1054	.380	160-452	.354	309-404	.765	358 / 3.4	116	12	104	1271 / 12.2

**9. VAUGHN WILLIAMS (1979-83) – 1,237 POINTS**

YEAR	GP-GS	FG-A	Pct.	3FG-A	Pct.	FT-A	Pct.	Reb/Avg.	A	Blk	Stl	Pts/Avg.
1979-80	26-	64-137	.467			54-76	.710	62 / 2.3	80	1	44	182 / 7.0
1980-81	25-	104-198	.525			33-59	.559	53 / 2.1	120	1	71	241 / 9.6
1981-82	27-	148-276	.536			68-99	.687	70 / 2.6	150	0	79	364 / 13.5
1982-83	29-29	194-382	.508			62-89	.697	70 / 2.4	184	0	65	450 / 15.5
Totals	107-	510-993	.514			217-323	.672	255 / 2.4	534	2	259	1237 / 11.6

**10. CHARLIE JOHNSON (1970-74)\* – 1,159 POINTS**

YEAR	GP-GS	FG-A	Pct.	3FG-A	Pct.	FT-A	Pct.	Reb/Avg.	A	Blk	Stl	Pts/Avg.
1970-71												
1971-72	24	186-421	.442			59-107	.551	393 / 16.4	22			431 / 18.0
1972-73												
1973-74												

\* Records are incomplete for Charlie Johnson

**11. NICK ZACHERY (2000-04) – 1,150 POINTS**

YEAR	GP-GS	FG-A	Pct.	3FG-A	Pct.	FT-A	Pct.	Reb/Avg.	A	Blk	Stl	Pts/Avg.
2000-01	18-3	65-137	.474	41-88	.466	16-26	.615	35 / 1.9	27	2	21	187 / 10.4
2001-02	28-20	153-356	.430	93-225	.413	53-63	.841	91 / 3.3	100	1	47	452 / 16.1
2002-03	29-9	131-341	.384	85-212	.401	61-77	.792	70 / 2.4	65	4	38	408 / 14.1
2003-04	8-3	35-84	.417	17-51	.333	16-23	.696	24 / 3.0	18	0	10	103 / 12.9
Totals	83-35	384-918	.418	236-576	.410	146-189	.772	220 / 2.7	210	7	116	1150 / 13.9

**12. PETE MYERS (1984-86) – 1,097 POINTS**

YEAR	GP-GS	FG-A	Pct.	3FG-A	Pct.	FT-A	Pct.	Reb/Avg.	A	Blk	Stl	Pts/Avg.
1984-85	30-28	162-359	.451			120-167	.719	213 / 7.1	109	15	61	444 / 14.8
1985-86	34-33	229-429	.533			195-261	.747	270 / 7.9	95	16	41	653 / 19.2
Totals	64-61	391-788	.496			315-428	.736	483 / 7.5	204	31	102	1097 / 17.1

**13. TOM BROWN (1974-76) – 1,079 POINTS**

YEAR	GP-GS	FG-A	Pct.	3FG-A	Pct.	FT-A	Pct.	Reb/Avg.	A	Blk	Stl	Pts/Avg.
1974-75	25-	190-440	.432			43-53	.811	83 / 3.3	101	2	(44)	423 / 16.9
1975-76	26-	271-581	.466			114-138	.826	109 / 4.2	142	4	(48)	656 / 25.2
Totals	51	461-1021	.452			157-191	.822	192 / 3.8	243	6	(92)	1079 / 21.2

**T-14. ALAN BARKSDALE (1998-01) – 1,054 POINTS**

YEAR	GP-GS	FG-A	Pct.	3FG-A	Pct.	FT-A	Pct.	Reb/Avg.	A	Blk	Stl	Pts/Avg.
1998-99	25-24	116-296	.392	95-233	.408	44-55	.800	90 / 3.6	72	3	26	371 / 14.8
1999-00	24-22	110-287	.383	80-209	.383	25-30	.833	86 / 3.6	84	1	24	325 / 13.5
2000-01	29-22	118-252	.468	80-178	.449	42-47	.894	101 / 3.5	69	3	32	358 / 12.3
Totals	78-68	344-835	.412	255-620	.411	111-132	.841	277 / 3.6	225	7	82	1054 / 13.5

**T-14. WILL NEIGHBOUR (2011-14) – 1,054 POINTS**

<b>YEAR</b>	<b>GP-GS</b>	<b>FG-A</b>	<b>Pct.</b>	<b>3FG-A</b>	<b>Pct.</b>	<b>FT-A</b>	<b>Pct.</b>	<b>Reb/Avg.</b>	<b>A</b>	<b>Blk</b>	<b>Stl</b>	<b>Pts/Avg.</b>
2011-12	29-18	98-242	.405	43-104	.413	66-81	.815	153 / 5.3	17	26	27	305 / 10.5
2012-13	32-31	125-283	.442	21-71	.296	70-102	.686	225 / 7.0	44	32	39	341 / 10.7
2013-14	25-24	131-263	.498	25-65	.385	121-157	.771	174 / 7.0	36	27	32	408 / 16.3
<b>Totals</b>	<b>86-73</b>	<b>354-788</b>	<b>.449</b>	<b>89-240</b>	<b>.371</b>	<b>257-340</b>	<b>.756</b>	<b>552 / 6.4</b>	<b>97</b>	<b>85</b>	<b>98</b>	<b>1054 / 12.3</b>

**16. TONY MARTIN (1991-93) – 1,045 POINTS**

<b>YEAR</b>	<b>GP-GS</b>	<b>FG-A</b>	<b>Pct.</b>	<b>3FG-A</b>	<b>Pct.</b>	<b>FT-A</b>	<b>Pct.</b>	<b>Reb/Avg.</b>	<b>A</b>	<b>Blk</b>	<b>Stl</b>	<b>Pts/Avg.</b>
1991-92	29-23	188-416	.452	47-108	.435	123-162	.759	155 / 5.3	61	3	31	546 / 18.8
1992-93	26-23	161-359	.448	48-125	.384	129-171	.754	144 / 5.5	52	2	26	499 / 19.2
<b>Totals</b>	<b>55-46</b>	<b>349-775</b>	<b>.450</b>	<b>95-233</b>	<b>.408</b>	<b>252-333</b>	<b>.757</b>	<b>299 / 5.4</b>	<b>113</b>	<b>5</b>	<b>57</b>	<b>1045 / 19.0</b>

**17. SOLOMON BOZEMAN (2009-11) – 1,025 POINTS**

<b>YEAR</b>	<b>GP-GS</b>	<b>FG-A</b>	<b>Pct.</b>	<b>3FG-A</b>	<b>Pct.</b>	<b>FT-A</b>	<b>Pct.</b>	<b>Reb/Avg.</b>	<b>A</b>	<b>Blk</b>	<b>Stl</b>	<b>Pts/Avg.</b>
2009-10	30-30	113-296	.382	46-138	.333	156-191	.817	86 / 2.9	123	1	30	428 / 14.3
2010-11	36-35	153-353	.433	65-142	.458	226-280	.807	76 / 2.1	99	2	25	597 / 16.6
<b>Totals</b>	<b>66-65</b>	<b>266-649</b>	<b>.410</b>	<b>111-280</b>	<b>.396</b>	<b>382-471</b>	<b>.811</b>	<b>162 / 2.5</b>	<b>222</b>	<b>3</b>	<b>55</b>	<b>1025 / 15.5</b>

**18. JOSH HAGINS (2012-Present) – 1,012 POINTS**

<b>YEAR</b>	<b>GP-GS</b>	<b>FG-A</b>	<b>Pct.</b>	<b>3FG-A</b>	<b>Pct.</b>	<b>FT-A</b>	<b>Pct.</b>	<b>Reb/Avg.</b>	<b>A</b>	<b>Blk</b>	<b>Stl</b>	<b>Pts/Avg.</b>
2012-13	31-19	89-197	.452	27-80	.338	47-61	.770	83 / 2.7	96	5	38	252 / 8.1
2013-14	31-12	143-356	.402	48-141	.340	51-63	.810	138 / 4.5	114	23	37	385 / 12.4
2014-15	31-8	131-313	.419	43-127	.339	70-84	.833	123 / 4.0	93	5	52	375 / 12.1
<b>Totals</b>	<b>93-39</b>	<b>363-866</b>	<b>.419</b>	<b>118-348</b>	<b>.339</b>	<b>168-208</b>	<b>.808</b>	<b>344 / 3.7</b>	<b>303</b>	<b>33</b>	<b>127</b>	<b>1012 / 10.9</b>

**T-19. JOHNNIE BELL (1987-89) – 1,011 POINTS**

<b>YEAR</b>	<b>GP-GS</b>	<b>FG-A</b>	<b>Pct.</b>	<b>3FG-A</b>	<b>Pct.</b>	<b>FT-A</b>	<b>Pct.</b>	<b>Reb/Avg.</b>	<b>A</b>	<b>Blk</b>	<b>Stl</b>	<b>Pts/Avg.</b>
1987-88	31-26	190-340	.559	0-0	.000	88-119	.739	246 / 7.9	28	18	25	468 / 15.1
1988-89	31-31	200-367	.545	0-2	.000	143-194	.737	296 / 9.5	32	32	34	543 / 17.5
<b>Totals</b>	<b>62-57</b>	<b>390-707</b>	<b>.552</b>	<b>0-2</b>	<b>.000</b>	<b>231-313</b>	<b>.738</b>	<b>542 / 8.7</b>	<b>60</b>	<b>50</b>	<b>59</b>	<b>1011 / 16.3</b>

**T-19. TOM BUTLER (1968-71)\* – 1,011 POINTS**

<b>YEAR</b>	<b>GP-GS</b>	<b>FG-A</b>	<b>Pct.</b>	<b>3FG-A</b>	<b>Pct.</b>	<b>FT-A</b>	<b>Pct.</b>	<b>Reb/Avg.</b>	<b>A</b>	<b>Blk</b>	<b>Stl</b>	<b>Pts/Avg.</b>
1968-69												

\* records are incomplete for Tom Butler

-A-

Sean Acker ..... 1994  
 Eugene Acklin ..... 1942-43  
 Bobby Adams..... 1967  
 Skip Adams ..... 1933  
 Terrance Akins ..... 2006-08  
 Freeman Allen..... 1973-74  
 Dick Allis ..... 1933-34  
 Cameron Alstork..... 1976  
 Rodney Anderson..... 1978-79  
 Herbert Andrews ..... 1932  
 Roger Armbrust ..... 1962-64  
 James Arnold ..... 1934  
 Steve Averitt ..... 1969-71

-B-

Aaron Bailey ..... 1944  
 Derrick Bails ..... 2007-11  
 Bob Baker ..... 1956  
 Don Baker..... 1974-75  
 Tom Baker..... 1953-54  
 Douglas Bale ..... 1953  
 Clyde Ball ..... 1937-39  
 Jamar Banks..... 1991-93  
 Bruce Bard..... 1977  
 Alan Barksdale ..... 1999-01  
 Jerry Barnes ..... 1944  
 Paul Barnes ..... 1933  
 Ed Baxley ..... 1932  
 Jim Becker ..... 1946  
 Johnnie Bell..... 1988-89  
 Larry Belleton..... 1993  
 Herman Bemberg..... 1943  
 Tim Bernard..... 1943  
 John Best ..... 1952  
 Ray Biggadike ..... 1938

**Stetson Billings ..... 2012-14, 2015-**

John Blackmon..... 1978-79  
 Stan Blackmon..... 1999-01  
 Curtis Blatch ..... 1974  
 Troy Bledsoe ..... 1946  
 Calvin Bleidt..... 1936-37  
 George Blood..... 1954  
 Ira Bloom ..... 1942  
 Dwayne Booker ..... 1990  
 Maurice Bowie ..... 1998-99  
 Mark Bowman..... 1979-80  
 Jimmy Boyd..... 1943  
 Solomon Bozeman..... 2009-11  
 Curry Bradburn..... 1938  
 Mike Brady ..... 1956  
 Cleve Branscum..... 1963  
 Donnie Branscum..... 1968-71  
 Bill Breit ..... 1936  
 Jerry Brinegar..... 1967-68  
 Richard Britt..... 1968  
 Oliver Brockman ..... 1931-32  
 Foster Brodie ..... 1975

Adrian Brown ..... 1998-00  
 Andre Brown ..... 2014-  
 Carl Brown..... 1989  
 Juric Brown ..... 1987-88  
 Jeff Brown ..... 1985  
 Roger Brown..... 1981-82  
 Roman Brown ..... 1999-00  
 Tom Brown..... 1975-76  
 H.T. Bruce..... 1938  
 Stan Brummett ..... 1970-73  
 Roland Bryant..... 2000-01  
 Bob Bucheck..... 1966  
 Hugh Buffington..... 1932  
 Wayne Burton..... 2008-10  
 Lannie Butler ..... 1954  
 Ronald Butler..... 1953-54  
 Tom Butler..... 1968-71  
 Lee Buxton ..... 1962  
 Lucas Byrd ..... 1933-34

-C-

Erskine Caldwell ..... 1991-92  
 Mike Calvin ..... 1982-84  
 Keith Campbell..... 1986  
 Max Campbell..... 1945  
 Tom Carruthers..... 1939  
 Rick Carter ..... 1978  
 Jarvis Catron..... 1992-93  
 Eurston Chambers..... 1944  
 Tommy Charles..... 1949-50  
 Robert Chase..... 1986  
 Robb Cherne ..... 1994  
 Andre Chestnut..... 1996  
 Tony Chime ..... 1992-95  
 Nikola Cicic ..... 2009-10  
 Bill Clark ..... 1962  
 Charlie Clark ..... 1952-53  
 Michael Clarke ..... 1984-86  
 John Coates ..... 1965  
 Felix Coats ..... 1964  
 Dan Coddington ..... 1982-84  
 Marshall Cole..... 1949  
 Estes Coleman ..... 1939  
 David Cone ..... 1962  
 Charles Ed Cook ..... 1945  
 Ed Coon..... 1947  
 Gene Copeland ..... 1944  
 Alvin Corder..... 1964-67  
 Homer Couch..... 1975  
 Michael Covington..... 1986  
 Coy Cozart..... 1965-68  
 Jerry Cozart..... 1951  
 Ted Crass..... 2012-13  
 Derrick Crayton ..... 1996-97  
 June Brady Cross..... 1945  
 Randy Crumby..... 1972-73  
 Jeff Cummings..... 1987-89

-D-

John Dalrymple..... 1950  
 Ken Dancy ..... 1977-78  
 Dick Daniels..... 1967  
 Albert Davis ..... 1963  
 Bill Davis..... 1943  
 Earl Davis ..... 1943  
 Marshall Davis..... 1966  
 Ralph Davis ..... 1948  
 Tavares Davis..... 1998  
 Ricky Davison..... 2009-10  
 James Dawn ..... 1987-88  
 Bobby Deacon ..... 1942  
 Bill DeBerry ..... 1977-78  
 Ronnie DeBerry ..... 1976  
 Billy DeCaulp..... 1933  
 Harry Denson ..... 1948-49  
 Gene DePriest ..... 1964  
 Don Dewey ..... 1953  
 Jack Dickens ..... 1936  
 Marty Dickerson..... 1968  
 Ben Dillard..... 2011-15  
 Ken Dixon ..... 1970  
 Malik Dixon ..... 1994-97  
 Muntrelle Dobbins..... 1994-97  
 Bob Dobson..... 1964-67  
 Orlando Donaldson ..... 1995-96  
 Bill Doramus ..... 1943  
 Gene Dorman ..... 1966  
 Bob Dougherty..... 1942  
 Jennings Douglas..... 1945  
 Allen Doyle..... 1953  
 Larry Drake..... 1972-74  
 Clarence Drayden..... 1977  
 Steve Duffy ..... 1979-80  
 Jack Dwiggin..... 1937

-E-

Darius Eason..... 2000-01, 02-05  
 Freddy Eastin..... 1962-65  
 Shane Edwards..... 2007-09  
 De'Andre Eggins..... 2005-08  
 Darren Erickson ..... 1991  
 Leroy Evans..... 1946  
 Jason Evansingston ..... 1994  
 Tim Ezzi ..... 1973-75

-F-

David Farber ..... 1985  
 Joe Farrell ..... 1942  
 Ty Cobb Faulkner ..... 1932  
 Alex Finger ..... 1999-01  
 Larry Finley ..... 1962-65  
 Jon Finne ..... 1938  
 Derek Fisher..... 1993-96  
 Bo Fite..... 1962  
 Claude Flory ..... 1938-39  
 Reggie Fondren..... 2011-12  
 Lionel Foster ..... 2008-10

John Fowler ..... 2007-09  
 Wendall Francis ..... 1988  
 Curtis Frazier ..... 1973-74  
 Brandon Freeman..... 2003-05  
 Carl Frick ..... 1933-35

**-G-**

Wayne Galloway ..... 1951-53  
 Albert Gannoway ..... 1939  
 Robert Gannoway ..... 1937-39  
 Alex Garcia-Mendoza ..... 2009-11  
 Charles Garner ..... 1947  
 Terry Garner..... 1963-65  
 William Garrett ..... 1939  
 David Garrison..... 1933  
 Bob Gary ..... 1945  
 James Gibbs ..... 1947-48  
 Bill Gibson ..... 1945  
 Jeff Gill ..... 1980  
 Steve Gill ..... 1976  
 John Gillon ..... 2012-13  
 Hiawatha Givens..... 1975  
 Dewey Glasscock..... 1946  
 John Glenn..... 1992  
 Nicky Goatcher..... 1955-56  
 Ray Goss..... 1933-35  
 Zack Graber ..... 2003-05  
 Jimmy Grable ..... 1945  
 Erik Grant..... 1991  
 Lynn Greeley ..... 1944  
 Chris Green ..... 1998-99  
 Mark Green ..... 1999-03  
 Richard Green ..... 1965-68  
 Rory Green ..... 2001-02  
 Robert Greene ..... 1991-92  
 Mike Greenwood ..... 1976-79  
 LaRue Griffin..... 1993  
 Robert Griffin ..... 1976-77  
 Ed Griffis..... 1946  
 J.P. Griggs..... 1954  
 John Grissom ..... 1972  
 Lawrence Gupton..... 1968  
 Chuck Guy..... 2010-12

**-H-**

**Josh Hagins ..... 2012-**  
 David Hall ..... 1990-91  
 Derrick Hall ..... 1990-91, 93-94  
 Rich Hall ..... 1982-84  
 Paul Halter..... 1950  
 Thomas Hardcastle ..... 1949  
 Buddy Harding ..... 2005-07  
 Richard Hardman..... 2001-05  
 Ernest Harper..... 1949  
 Dennis Harris..... 1977-78  
 Roger Harris..... 1942  
 Bill Hatchett..... 1968-69  
 Harry Haynes..... 1932  
 George Hays ..... 1955

Shelby Helmbach..... 1948-49  
 Philip Hess..... 1969  
 Jim Hill ..... 1946  
**Maurius Hill ..... 2013-**  
 Tony Hobbs..... 1976-77, 79-80  
 Daron Hoges ..... 1985, 87-89  
 Jamal Holden ..... 2002-04  
 Ray Hollinger..... 1971-72  
 Gene Hooks ..... 1949  
 Byron House..... 1945  
 Clark Howard ..... 1951  
 Clyde Howard ..... 1951  
 Robert Howard..... 1955  
 Ronnie Hubbard ..... 1963-66  
 Calvert Hudgens ..... 1943  
 Jim Hudson ..... 1946-47  
 Ricky Hughes ..... 1972-75  
 Bob Humbard ..... 1966-67  
 Don Hurst ..... 1962-64  
 Mike Hynes ..... 1989

**-I-**

Jibrahn Ike..... 2001-03  
 Anthony Ingram..... 1984  
 William Ingram ..... 1936  
 Leroy Isler ..... 2012-14

**Mareik Isom..... 2013-**

**-J-**

Alan Jackson..... 1943  
 Courtney Jackson ..... 2008-12  
 Curtis Jackson ..... 2008-09  
 Ewing Jackson ..... 1932  
 LaMarvon Jackson..... 2007-09  
 Myron Jackson..... 1983-86  
 Vaughn Jackson ..... 1949-50  
 Josh Jacobs ..... 2001-05  
 Udo Jansen ..... 1945  
 Michael Javes ..... 2011-13  
 Roy Jech ..... 1951-52  
 Earp Jennings ..... 1934  
 Charlie Johnson ..... 1970-73  
 Corey Johnson..... 2006-07  
 Douglas Johnson..... 1947  
 Jason Johnson ..... 1989-90  
 Jimmy Johnson ..... 1972  
 Jon Johnson ..... 1989-90  
 Larry Johnson ..... 1975-78  
 Larry Lee Johnson ..... 1976  
 Delmar Jones ..... 1975  
 Elbert Jones ..... 1933-34  
 Jean Jones..... 1942-43  
 Maurice Jones..... 1998-99  
 Nick Jones ..... 2001-03  
 Tony Jones ..... 1990-91  
 Rashad Jones-Jennings ..... 2005-07  
 Lonnie Jordan ..... 1988  
 James Joseph..... 1999  
 Harold Joyner..... 1952

**-K-**

Joe Kearney ..... 1936  
 Paul Keegan..... 1950-51  
 Richard Kelley ..... 1933-35  
 Doc Kelly ..... 1934  
 Troy Keith ..... 1934  
 Eric Kibi..... 2010-11  
 Curtis Kidd..... 1986-87  
 Blake King..... 1975  
 Wade Kirkwood..... 1937-38  
 Eddie Kitchens..... 1964  
 Ted Kittredge..... 1933-34  
 Jarryd Knight..... 2004-05  
 Charles Koonce ..... 1997  
 Alexei Korolev ..... 2003-05  
 Richard Krote ..... 1933-34  
 John Kushmaul..... 1972-74

**-L-**

Marty Laguerre..... 1979-80  
 James Lake..... 1975  
 Billy Lamb..... 1952  
 Jimmy Lampley ..... 1982-83  
 Jim Landers..... 1954-55  
 Sam Laser ..... 1938-39  
 Bill Lavender ..... 1947  
 Eric Lawton ..... 2011-12  
 Max Lay ..... 1964-65  
 Paul Layefsky..... 1975-76  
 Gus Leeper ..... 2010-11, 2012-15  
 Gibby Lemon..... 1987-88  
 R.B. Lewis ..... 1939  
 Terry Lee ..... 1999-00  
 Taggart Lockhart ..... 2011-13  
 Larry Loew ..... 1979  
 Mike Loew ..... 1969-70  
 Fred Lord ..... 1972-75  
 Tommy Louks..... 1964-67  
 Marlon Louzeiro..... 2010-12  
 Michael Lovitt ..... 1998-00  
 Sherman Lusk ..... 1997-98

**-M-**

Dick Mabrey..... 1952-53  
 Alonzo MacDonald ..... 1969  
 Bob MacDonald ..... 1946  
 Costa Malone ..... 1993  
 Lekheythan Malone..... 2005-08  
 Bernard Manzy ..... 1973  
 Tony Martin..... 1992-93  
 Jesse Massey ..... 1980-81  
 Donnie Matlock..... 1972  
 Ara Matthews..... 1992  
 Chester Matthews ..... 1947  
 Gilbert Maxwell..... 1980-81  
 Winkie May ..... 1956  
 Danny McCall ..... 2001-03  
 George McCaskill..... 1977  
 Carl McConnell ..... 1933

Paris McCurdy ..... 1986-87  
 Carl McDaniel..... 1933  
 Jack McDermott..... 1944  
 Leonard McGowan..... 1944  
 Ronnie McMasters..... 1969  
 John McNeil..... 1936  
 Preston Means ..... 1932  
 Cody Mears ..... 2000-01  
 Billy Meeks ..... 1942  
 Mal Mihajlovich..... 1982-83  
 Dutch Miller..... 1933  
 Bill Milner..... 1962  
 Charles Mize ..... 1969  
 James Moncure ..... 1942  
 David Moore..... 1978  
 Steven Moore..... 2006-09  
 Troy Moore..... 1999-00  
 Freddie Morgan..... 1988-89  
 L.B. Morgan..... 1933  
 Owen Morrow..... 1946  
 Rashad Moss ..... 2006-08  
 Ryan Moss ..... 1998-99  
 Bob Mounger..... 1951-53  
 Matt Mouzy ..... 2007-11  
 Elijah Muldrow..... 2004-06  
 Jimmy Murphy..... 1944  
 Kimmo Muurinen ..... 2002-04  
 Pete Myers..... 1985-86

**-N-**

John Narkinsky..... 1962-64  
 Brooks Nash..... 1962  
 Michael Neal..... 1997-00  
 John Neale ..... 1955  
 Kenneth Neale..... 1954  
 Roderick Nealy..... 1999-00  
 Will Neighbour ..... 2011-14  
 Donald Newman..... 1980-81, 83-84  
 Brandon Nichols ..... 2005-07  
 Bill Nicholas ..... 1946  
 Damion Ninkovic..... 2000-02  
 Bob Norwood ..... 1945  
 Houston Nutat..... 1953

**-O-**

Pat O'Brien ..... 1956  
 Derrick Owens ..... 1989

**Kemy Osse ..... 2012-14, 2015-**

**-P-**

Terrone Parham..... 1994-95  
 Ed Parkhill..... 1956  
 Ralph Parker ..... 1953  
 Sam Parker ..... 1936  
 Frank Pasierb..... 1950-51  
 Brandon Patterson ..... 2007-09  
 John Pearson..... 1955-56  
 Jesse Peeples..... 1999  
 Chuck Phinizy ..... 1981-82  
 Chester Pickering..... 1954-55

Glynn Pinnell..... 1942  
 Leon Potter ..... 1946-47  
 Andrew Poulter ..... 2013-  
 Eddie Powell..... 1985-87  
 George Pratt..... 1972-73  
 James Price ..... 1997-98  
 Michael Pridgeon ..... 2003-05  
 Raymond Pryor..... 1942  
 Mike Pyron ..... 1967-70

**-R-**

Roy Ralston ..... 1984  
 Carl Raney ..... 1933  
 Byron Ray..... 2005-07  
 Lorenzo Razz ..... 2005-07  
 Steve Rector ..... 1998-99  
 David Redmon..... 1991  
 Joe Reese..... 1955-56  
 Bart Reid ..... 1999-00  
 Ed Reid..... 1931-33  
 Elius Reid ..... 1944  
 James Reid ..... 2014-  
 William Reutlehuber..... 1933  
 Earl Reveley..... 1932  
 L.C. Reynolds ..... 1978-79  
 Douglas Rice..... 1952-54  
 Buddy Richards ..... 1942  
 John Richmond..... 1970  
 Dick Riggs..... 1938  
 Ezelle Rivers ..... 1982-85  
 Mike Rivers..... 1981-84  
 Rank Roberts ..... 1938  
 Herman Roberts..... 1936  
 Richard Robins..... 1948  
 Cordell Robinson ..... 1991-92, 94-95  
 Daniyal Robinson ..... 1997-98  
 Reggie Robinson ..... 1994  
 Emmett Rodman ..... 1931-32  
 Alex Rodriguez ..... 1993-94  
 Carlos Rogers ..... 1991  
 Fae Rohr ..... 1962  
 Royce Rose..... 1962  
 Lee Rotenberry..... 1938  
 Dub Rowland ..... 1944-45  
 David Russell ..... 1944  
 John Ruston..... 1968  
 Michael Ruan ..... 1971  
 Earnest Ryburn..... 1949

**-S-**

Bob Sahr ..... 1992-93  
 Charles Sanders..... 1964, 66-67  
 Gerald Sanders ..... 1951  
 Philip Sanders ..... 1936  
 Basil Sanderson ..... 1932  
 Jack Sandridge ..... 1942  
 George Savary ..... 1948  
 Joe Schaefer ..... 1932  
 Jerry Schmitt ..... 1971

Wallace Schmuck..... 1949  
 James Scott..... 1988-91  
 Jewell Self..... 1956  
 Dean Severn ..... 1986-87  
 Roger Sexton..... 1956  
 G.C. Sherlin..... 1932  
 Joe Shinn ..... 1948-49  
 Carol Shukers ..... 1945  
 Richard Sims..... 1950  
 Jerry Small..... 1981-83  
 DeVonte Smith ..... 2014  
 Jearl Smith ..... 1952  
 Johnnie Smith..... 1968  
 Laverne Smith..... 1999-01  
 Mack Smith ..... 1945-46  
 Mike Smith..... 2007-10  
 Reggie Smith..... 1986-87  
 Rodd Smith ..... 1995-97  
 Willard Smith..... 1962  
 Bill Sodeman ..... 1969  
 Robert Southard ..... 1948  
 Luther Spears ..... 1932  
 Jermain Speights ..... 2000-04  
 Jim Spradley ..... 1950  
 Paul Springer..... 1986-89  
 Bo Stallworth..... 1974-75  
 Glen Staples..... 1964-66  
 Knighton Starnes ..... 1937  
 Alan Stein ..... 1993  
 Joe Stephens..... 1995  
 Danny Stevens..... 1977  
 Kelson Stewart..... 2007-08, 2009-10  
 Lawrence Stolzer ..... 1955  
 Fred Storm ..... 1936-37  
 Justin Stuckey ..... 2002-04  
 Don Sugg..... 1970-73  
 Fred Summers..... 1992-93  
 Mosea Susskey ..... 1938  
 Tamar Sutherland ..... 2010-12  
 Don Swope ..... 1955-56

**-T-**

Don Tate..... 1955  
 Bob Taylor..... 1943  
 Tim Taylor ..... 1931  
 Carl Thomas ..... 1932  
 Harlan Thomas..... 1946  
 John Thomas ..... 1938  
 John Thomas ..... 1968  
 J.T. Thomas ..... 2014-15  
 Woodlief Thomas..... 1939  
 Charles Thompson ..... 1932  
 Dennis Thompson ..... 1981-82  
 Tom Thompson ..... 1932  
 Chris Thornton..... 2005-06  
 Montrell Thornton..... 2009-11  
 Hugh Toland ..... 1942  
 Larry Toliver ..... 1975

Clyde Tracy..... 1951-52  
Tony Travis..... 2002-03

**-U-**

James Ussery..... 1949

**-W-**

Rod Wade ..... 1990-92  
Harold Waggoner ..... 1948-49  
Hughell Wagnon..... 1946  
John Walker ..... 1971-72  
Jim Wallace ..... 1953-54  
Robert Walsh ..... 1981-82  
Marion Ward ..... 1947  
Duane Washington ..... 1983  
James Washington ..... 1974-75  
Jerron Washington..... 2014-  
Don Waters ..... 1950  
Woodie Watson ..... 1974-76  
Burrell Webber..... 1947-48  
Charles Webster ..... 1942  
Lloyd Weems ..... 1954  
Bob Wells ..... 1949-50  
David Wells ..... 1947  
Marcus Wesley ..... 1996-97  
Bill Westbrook..... 1942  
Hugh Westbrook..... 1947  
Cameron White ..... 1973-74  
James White ..... 2012-  
Pete Whitehurst..... 1962  
Larry Whisnant ..... 1943  
Manuel Whitley ..... 1951-52  
Oris Whitley ..... 1932  
Johnny Whitten..... 1955  
Cecil Wicker..... 1969-70  
Fred Wilke..... 1951-52  
Elbert Wilkes..... 1935  
Count Williams..... 1989  
D'Andre Williams..... 2010-12  
Edgar Williams ..... 1970  
Vaughn Williams ..... 1980-83  
Wadale Williams ..... 2003-04  
Columbus Willis..... 2000-03, 2004-05  
Greg Wilson ..... 1977  
Jim Wimberly ..... 1956  
Gregory Winston..... 1970-73  
James Womack..... 1989-92

**Roger Woods ..... 2014-**

Joe Wooley ..... 1956  
Harry Wooten..... 1956  
George Worrell ..... 1956  
Tommy Worrell ..... 1956  
Bruce Worthington ..... 1937  
Ken Worthy ..... 1985-86  
John Wright ..... 1946  
Zack Wright..... 2003-06  
George Wyatt..... 1935

**-Y-**

Jake Yancey..... 2000-03

Roger York..... 1974  
Dexter Young ..... 1981-84  
Jim Young..... 1947

**-Z-**

Nick Zachery ..... 2000-03



**LITTLE ROCK JUNIOR COLLEGE**

Year	Head Coach	W	L	Pct.
1930-31	John A. Larson	9	15	.375
1931-32	Alvin E. Longstreth	9	9	.500
1932-33	Alvin E. Longstreth	5	7	.417
1933-34	Alvin E. Longstreth	1	8	.111
1934-35	Alvin E. Longstreth	4	7	.364
1935-36	Alvin E. Longstreth	1	9	.100
1936-37	Alvin E. Longstreth	0	12	.000
1937-38	Alvin E. Longstreth	0	10	.000
1938-39	Alvin E. Longstreth	1	11	.083
<i>1939-40 to 1940-41: No Team</i>				
1941-42	<i>No coach</i>	6	5	.545
1942-43	Herman Bogan	22	10	.688
1943-44	Herman Bogan	13	5	.722
<i>1944-45 No Team</i>				
1945-46	Herman Bogan	4	9	.308
1946-47	George Haynie	4	7	.364
1947-48	Deno Nichols	11	12	.478
1948-49	David Sibley	7	15	.318
1949-50	John Floyd	1	20	.048
1950-51	Jim Bearden	7	13	.350
1951-52	John Kincannon	10	15	.400
1952-53	John Kincannon	9	15	.375
1953-54	Woody Johnson	12	14	.462
1954-55	Woody Johnson	10	13	.435
1955-56	Woody Johnson	3	17	.150
<i>1956-57 to 1960-61: No Team</i>				
<b>LRJC Totals: 23 Years</b>		<b>149</b>	<b>248</b>	<b>.375</b>

**LITTLE ROCK UNIVERSITY/UALR**

Year	Head Coach	W	L	Pct.
1961-62	Bill Ballard	6	10	.375
1962-63	Bill Ballard	12	14	.462
1963-64	Bill Ballard	15	14	.517
1964-65	Bill Ballard	9	14	.391
1965-66	Cleve Branscum	14	13	.519
1966-67	Cleve Branscum	8	14	.364
1967-68	Happy Mahfouz	2	23	.080
1968-69	Happy Mahfouz	6	20	.231
1969-70	Happy Mahfouz	8	17	.320
1970-71	Happy Mahfouz	9	14	.391
1971-72	Happy Mahfouz	16	9	.640
1972-73	Happy Mahfouz	15	10	.600
1973-74	Happy Mahfouz	18	6	.750
1974-75	Happy Mahfouz	13	12	.520
1975-76	Happy Mahfouz	11	15	.423
1976-77	Happy Mahfouz	9	17	.346
1977-78	Happy Mahfouz	9	13	.409
1978-79	Happy Mahfouz	6	20	.231
<b>Totals: 18 years</b>		<b>186</b>	<b>255</b>	<b>.422</b>

**ALL-TIME COACHING RECORDS**

YEARS	COACH	YRS	W	L	PCT.
1930-31	John A Larson	1	9	15	.375
1931-39	Alvin E. Longstreth	8	21	73	.223
1942-46	Herman Bogan	3	39	24	.619
1946-47	George Haynie	1	4	7	.364
1947-48	Deno Nichols	1	11	12	.478
1948-49	David Sibley	1	7	15	.318
1949-50	John Floyd	1	1	20	.048
1950-51	Jim Bearden	1	7	13	.350
1951-53	John Kincannon	2	19	30	.388
1953-56	Woody Johnson	3	25	44	.362
1961-65	Bill Ballard	4	42	52	.447
1965-67	Cleve Branscum	2	22	27	.449
1967-79	Happy Mahfouz	12	122	176	.409
1979-84	Ron Kestenbaum	5	85	52	.620
1984-90	Mike Newell	6	133	60	.689
1990-94	Jim Platt	4	55	60	.487
1994-99	Wimp Sanderson	5	85	58	.594
1999-00	Sidney Moncrief	1	4	24	.143
2000-03	Porter Moser	3	54	34	.613
2003-15	Steve Shields	12	192	178	.519
2015-	Chris Beard	-	-	-	-

*Records after 1961-62 season include games against four-year, U.S. institutions only. Per NCAA guidelines, Jim Platt's record does not reflect a forfeit victory for the Trojans in the 1991-92 season. UALR's season record with the forfeit was 18-12, but the on-court record was 17-13.*

## TRANS AMERICA ATHLETIC CONFERENCE

Year	Head Coach	OVERALL			CONFERENCE			Pl.	Post-Season
		W	L	Pct.	W	L	Pct.		
1979-80	Ron Kestenbaum	16	10	.615	5	6	.454	5th	
1980-81	Ron Kestenbaum	13	13	.500	5	7	.417	T-5th	
1981-82	Ron Kestenbaum	19	8	.704	12	4	.750	1st	
1982-83	Ron Kestenbaum	23	6	.793	12	2	.857	1st	
1983-84	Ron Kestenbaum	14	15	.483	7	7	.500	T-4th	
1984-85	Mike Newell	17	13	.567	9	5	.643	4th	
1985-86	Mike Newell	23	11	.676	12	2	.857	1st	NCAA Second Round
1986-87	Mike Newell	26	11	.703	16	2	.889	1st	NIT Semifinals
1987-88	Mike Newell	24	7	.774	15	3	.833	2nd	NIT First Round
1988-89	Mike Newell	23	8	.742	14	4	.778	2nd	NCAA First Round
1989-90	Mike Newell	20	10	.667	12	4	.750	3rd	NCAA First Round
1990-91	Jim Platt	10	20	.333	6	8	.429	6th	
<b>TAAC Totals: 12 years</b>		<b>228</b>	<b>142</b>	<b>.616</b>	<b>125</b>	<b>54</b>	<b>.698</b>		

## SUN BELT CONFERENCE

Year	Head Coach	OVERALL			CONFERENCE			Pl.	Post-Season
		W	L	Pct.	W	L	Pct.		
1991-92	Jim Platt	18	12	.600	9	7	.563	T-5th	
1992-93	Jim Platt	15	12	.556	10	8	.556	5th	
1993-94	Jim Platt	13	15	.464	6	12	.333	T-8th	
1994-95	Wimp Sanderson	17	12	.566	9	9	.500	6th	
1995-96	Wimp Sanderson	23	7	.767	14	4	.778	T-1st	NIT First Round
1996-97	Wimp Sanderson	18	11	.621	11	7	.611	3rd	
1997-98	Wimp Sanderson	15	13	.536	10	8	.556	3rd	
1998-99	Wimp Sanderson	12	15	.444	5	9	.357	T-7th	
1999-00	Sidney Moncrief	4	24	.143	1	15	.063	9th	
2000-01	Porter Moser	18	11	.621	9	7	.563	4th East	
2001-02	Porter Moser	18	11	.621	8	6	.571	2nd East	
2002-03	Porter Moser	18	12	.600	8	6	.571	3rd East	
2003-04	Steve Shields	17	12	.586	9	5	.643	1st East	
2004-05	Steve Shields	18	10	.642	10	4	.714	1st East	
2005-06	Steve Shields	14	15	.483	5	9	.357	4th East	
2006-07	Steve Shields	13	17	.433	8	10	.444	5th West	
2007-08	Steve Shields	20	11	.645	11	7	.611	T-1st West	
2008-09	Steve Shields	23	8	.742	15	3	.833	1st West	
2009-10	Steve Shields	8	22	.267	4	14	.222	6th West	
2010-11	Steve Shields	19	17	.528	7	9	.438	5th West	NCAA First Round
2011-12	Steve Shields	15	16	.484	12	4	.750	1st West	
2012-13	Steve Shields	17	15	.531	11	9	.550	2nd West	
2013-14	Steve Shields	15	17	.469	9	9	.500	5th	
2014-15	Steve Shields	13	18	.419	8	12	.667	7th	
<b>SBC Totals: 23 years</b>		<b>381</b>	<b>333</b>	<b>.534</b>	<b>209</b>	<b>193</b>	<b>.520</b>		
<b>Division I Record (Since '78)</b>		<b>615</b>	<b>485</b>	<b>.559</b>					
<b>All-Time Record (75 years)</b>		<b>944</b>	<b>978</b>	<b>.491</b>					

## 1978-79 • 6-20 • Happy Mahfouz

Record:	Overall	Home	Away	Neutral
All Games	6-20	6-3	0-17	-
Conference	-	-	-	-
Non-Conference	6-20	6-3	0-17	-

Date	Opponent	Result
N27	at Arkansas State	L 52-72
N29	at McNeese State	L 85-91
D2	Texas Southern	W 89-77
D6	at Austin Peay	L 78-98
D9	Jackson State	L 73-83
D11	at Southern	L 61-69
D13	at Grambling State	L 72-90
D16	Lincoln	W 58-57
D18	at Valparaiso	L 64-66
D19	at UW-Milwaukee	L 77-78
J4	at Jackson State	L 53-83
J10	at Texas Southern	L 70-82
J13	at Northern Colorado	L 77-91
J15	Arkansas State	L 87-89
J17	at North Carolina A&T	L 71-83
J18	at UNC-Wilmington	L 71-78
J22	Southern	W 84-76
J24	Grambling State	W 73-66
J29	at NE Louisiana	L 83-92
F1	at Houston Baptist	L 58-65
F5	at Lincoln	L 60-84
F10	Houston Baptist	W 90-79
F13	at Samford	L 78-85
F17	Northern Colorado	W 105-86
F20	at Western Illinois	L 88-117
F26	UNC-Wilmington	L 75-82

### NUMERICAL ROSTER

#	Player	GP-GS	Min—Avg	--TOTAL--		--3-PTS--		--REBOUNDS--				PF	FO	A	TO	Blk	Stl	Pts	Avg
				FG-FGA	Pct	3FG-FGA	Pct	FT-FTA	Pct	Off	Def								
30	Laguerre, Marty	26		215-415	.518			72-96	.750	52	2.0	80	4	80	89	5	31	502	19.3
22	Blackmon, John	23		133-295	.450			54-68	.794	77	3.3	74	3	16	47	0	26	320	13.9
	Lowe, Larry	26		124-294	.421			32-44	.727	193	7.4	62	2	15	50	14	23	280	10.7
44	Bowman, Mark	26		101-203	.497			49-77	.636	99	3.8	58	1	23	36	2	37	251	9.6
42	Hobbs, Tony	26		86-187	.459			29-42	.690	158	6.1	74	4	10	47	17	20	201	7.7
40	Reynolds, L.C.	23		70-166	.421			12-19	.631	113	4.9	53	2	21	32	0	20	152	6.6
14	Greenwood, Mike	25		43-127	.338			20-27	.740	41	1.6	42	2	54	40	1	19	106	4.2
24	Duffy, Steve	19		23-77	.298			21-25	.840	47	2.5	46	1	14	27	2	4	67	3.5
20	McEwen, John	15		7-41	.170			14-21	.750	14	0.9	7	0	5	6	1	9	28	1.8
34	Anderson, Rodney	6		2-8	.285			2-3	.666	5	0.8	7	0	2	0	1	6	6	1.0
10	Moore, David	6		1-5	.200			2-6	.333	3	0.5	4	0	1	3	0	1	4	0.6
TEAM																			
TOTAL	26			810-1845	.439			312-438	.712	988	38.3	517	19					1932	74.2
OPPONENTS	26			873-1755	.497			373-530	.703	1202	46.2	486	13					2119	81.5

### NUMERICAL ROSTER

NO.	NAME	POS.	HT.	WT.	YR.-EXP.	HOMETOWN/PREVIOUS SCHOOL
10/11	Moore, David	G	6-0	155	Sr.-1L	Chicago, Ill./Crane Tech HS
12/13	Arns, Tom	G	5-8	140	Jr.-TR	Shokie, Ill./Niles West HS
14/15	Greenwood, Mike	G	5-11	150	Sr.-3L	Little Rock, Ark./Central HS
20/21	McEwen, John	W	6-1	172	Jr.-RS	Earle, Ark./Earle HS
22/23	Blackmon, John	W	6-3	170	Sr.-1L	Malvern, Ark./Malvern HS
24-25	Duffy, Steve	C	6-7	180	Jr.-TR	Rolling Meadows, Ill./Rolling Meadows HS
30-31	Laguerre, Marty	G	6-1	178	Jr.-TR	Buffalo, N.Y./Bishop Turner HS
34-35	Anderson, Rodney	W	6-3	185	Jr.-TR	St. Louis, Mo./Northwest HS
40-41	Reynolds, L.C.	W	6-5	180	Sr.-1L	Chicago, Ill./Phillips HS
42-43	Hobbs, Tony	C	6-8	185	Sr.-2L	Marianna, Ark./Lee HS
44-45	Bowman, Mark	W	6-4	205	Jr.-TR	Chicago, Ill./Vocational HS
50-51	Saemenes, Dan	W	6-6	202	Fr.-HS	San Diego, Calif./Castle Park HS
52-53	Tolbert, Ermon	W	6-4	175	Jr.-RS	Little Rock, Ark./Central HS

### SEASON NOTES

First season of NCAA Division I basketball independent conference affiliation

### SCHEDULE NOTES

## 1979-80 • 16-10 • Ron Kestenbaum

Record:	Overall	Home	Away	Neutral
All Games	16-10	11-3	5-7	0-1
Conference	-	-	-	-
Non-Conference	16-10	11-3	5-7	0-1

Date	Opponent	Result
D1	at Jackson State	L 58-74
D6	at Samford	L 59-64
D8	at Alcorn State	L 55-95
D11	Jackson State	W 72-66
D13	Arkansas State	L 58-63
D15	at Grambling State	W 63-60
D18	at Washington State	L 65-92
D21	vs. Pepperdine (1)	L 85-92
D22	at Portland State (1)	W 84-81
J3	North Carolina A&T	W 101-80
J5	Samford	W 68-57
J8	Northeast Louisiana	W 72-65
J10	at Arkansas State	L 76-78
J16	South Carolina State	W 80-77
J18	Delaware State	W 78-74
J21	Western Illinois	W 72-71
J24	Valparaiso	W 82-73
J26	at Houston Baptist	W 80-78 (ot)
J28	at Dallas Baptist	L 69-71
F4	Houston Baptist	L 60-66
F6	Grambling State	W 73-63
F11	Wisc.-Milwaukee	W 72-61
F19	at North Carolina A&T	W 76-68
F20	at Campbell	W 74-60
F23	Alcorn State	L 68-71
F25	Campbell	W 63-62

### NUMERICAL ROSTER

#	Player	GP-GS	Min—Avg	--TOTAL--		--3-PTS--		--REBOUNDS--				PF	FO	A	TO	Blk	Stl	Pts	Avg
				FG-FGA	Pct	3FG-FGA	Pct	FT-FTA	Pct	Off	Def								
30	Laguerre, Marty	25		165-351	.470			74-90	.822	69	2.7	85	3	47	81	1	29	404	16.1
50	Massey, Jesse	25		146-302	.483			57-72	.791	115	4.6	39	1	34	68	7	22	349	13.9
44	Maxwell, Gilbert	26		139-275	.505			75-111	.675	178	6.8	98	6	21	73	41	20	353	13.5
24	Duffy, Steve	26		76-156	.487			71-96	.739	116	4.4	79	3	21	47	1	22	223	8.5
22	Williams, Vaughn	26		64-137	.467			54-76	.710	62	2.3	70	2	80	55	1	44	182	7.0
32	Bowman, Mark	25		62-132	.469			29-49	.591	50	2.0	38	0	20	32	1	16	153	6.1
10	Newman, Donald	26		51-103	.495			18-31	.580	84	3.2	52	2	9	31	20	7	120	4.3
20	Gill, Jeffrey	20		13-34	.382			12-17	.705	14	0.7	17	0	16	11	0	5	38	1.9
42	Hobbs, Tony	15		5-15	.333			3-9	.333	15	1.0	5	0	1	3	2	2	13	0.8
34	Anderson, Rodney	6		2-8	.250			0-0	.000	4	0.6	1	0	3	1	0	0	4	0.6
14	Young, Dexter	3		1-1	1.000			0-0	.000	0	0.0	3	0	0	2	0	0	2	0.6
TEAM																			
TOTAL	26			732-1531	.478			399-557	.716	913	35.1	491	17	252	407	77	168	1863	71.7
OPPONENTS	26			769-1553	.495			324-465	.696	969	37.2	551	17	290	406	66	163	1862	71.6

### NUMERICAL ROSTER

NO.	NAME	POS.	HT.	WT.	YR.-EXP.	HOMETOWN/PREVIOUS SCHOOL
10/11	Newman, Donald	F	6-5	185	Fr.-HS	East Chicago, Ind./Washington
12/13	Brown, Kevin	G	6-0	175	So.-TR	Bronx, N.Y./Stevenson
14/15	Young, Dexter	G	6-0	160	Fr.-HS	Bronx, N.Y./DeWitt Clinton
20/21	Gill, Jeffrey	G	6-3	165	Fr.-HS	Harrington Park, N.J./St. Cecilia
22/23	Williams, Vaughn	G	6-1	170	Fr.-HS	Brooklyn, N.Y./Grady
24/25	Duffy, Steve	F	6-7	180	Sr.-1L	Arlington Heights, Ill./Rolling Meadows
30/31	Laguerre, Marty	G	6-1	178	Sr.-1L	Buffalo, N.Y./Bishop Turner
32/33	Bowman, Mark	F	6-4	205	Sr.-1L	Chicago, Ill./Vocational
34/35	Anderson, Rodney	F	6-3	185	Sr.-1L	St. Louis, Mo./Northwest
40/41	White, Freddie	F	6-7	190	Fr.-HS	Montgomery, Ala./St. Jude
42/43	Hobbs, Tony	C	6-8	185	Sr.-3L	Marianna, Ark./Lee
44/45	Maxwell, Gilbert	F	6-7	190	Jr.-TR	Buffalo, N.Y./Lafayette
50/51	Massey, Jesse	G	6-4	190	Jr.-TR	Brooklyn, N.Y./Canarise

### SEASON NOTES

### SCHEDULE NOTES

(1) Portland State Tournament (Portland, Ore.)

## 1980-81 • 13-13 (5-7 TAAC) • Ron Kestenbaum

<b>Record:</b>	<b>Overall</b>	<b>Home</b>	<b>Away</b>	<b>Neutral</b>
All Games	13-13	9-2	3-10	1-1
Conference	5-6	3-2	2-4	0-0
Non-Conference	8-7	6-0	1-6	1-1

Date	Opponent	Result
N28	Dallas Baptist	W 93-62
D1	Arkansas State	W 59-55 (ot)
D5	vs. Bethune Cookman (1)	W 72-64
D6	at Florida Southern (1)	L 85-91
D18	Northwestern State *	L 63-71
D20	at Long Island	L 77-95
D23	at Siena	L 56-66
J8	at Samford *	L 56-62
J10	at Mercer *	L 57-71
J12	at Arkansas State	L 64-68
J15	Southeastern La.	W 62-48
J17	at Hardin-Simmons *	W 70-69 (ot)
J20	Mercer *	W 68-58
J22	Northeast Louisiana *	L 53-63
J24	at Houston Baptist *	L 59-64
J27	Portland State	W 79-66
J31	Nicholls State	W 76-70
F2	at Campbell	W 60-59
F7	Samford *	W 84-53
F12	at Georgia Southern *	L 74-91
F14	at Southeastern La.	L 87-91
F16	at Nicholls State	L 56-67
F19	Georgia Southern *	W 60-54
F21	Campbell	W 62-61
F25	at Centenary *	W 92-90 (2ot)
M5	vs. Mercer ^	L 69-78

### NUMERICAL ROSTER

#	Player	GP-GS	Min—Avg	—TOTAL—		—3-PTS—		—REBOUNDS—				PF	FO	A	TO	Blk	Stl	Pts	Avg
				FG-FGA	Pct	3FG-FGA	Pct	FT-FTA	Pct	Off	Def								
50	Massey, Jesse	26	923	155-302	.513			42-55	.763	86	3.3	36	0	47	49	7	67	352	13.5
44	Maxwell, Gilbert	26	741	119-210	.566			67-108	.620	153	5.8	77	3	15	79	34	28	305	11.7
34	Newman, Donald	25	684	121-226	.535			48-83	.578	161	6.4	65	2	14	71	6	27	290	11.6
10	Phinizy, Chuck	22	645	91-199	.457			39-61	.639	80	3.6	66	4	51	53	3	57	221	10.0
22	Williams, Vaughn	25	759	104-198	.525			33-59	.559	53	2.1	85	7	120	90	1	71	241	9.6
30	Rivers, Mike	24	336	44-70	.628			33-60	.550	60	2.5	47	1	3	32	7	8	121	5.0
14	Young, Dexter	26	324	31-66	.469			25-36	.694	14	0.5	53	1	22	37	1	26	87	3.3
52	Walsh, Robert	17	309	23-45	.511			8-16	.500	49	2.8	32	2	26	22	3	8	54	3.1
32	Thompson, Dennis	24	267	20-52	.384			14-22	.636	56	2.3	40	2	2	12	3	7	54	2.2
54	Small, Jerry	17	147	9-30	.300			13-27	.481	36	2.1	25	0	4	16	2	2	31	1.8
12	Brown, Kevin	11	51	1-10	.100			5-7	.714	8	0.7	5	0	5	7	0	10	7	0.6
<b>TEAM</b>										90	3.4								
<b>TOTAL</b>		26	5300	732-1446	.506			329-537	.612	920	35.3	559	23	316	484	68	323	1793	68.9
<b>OPPONENTS</b>		26	5300	685-1360	.503			417-596	.699	856	32.9	526	20	291	502	73	265	1787	68.7

### NUMERICAL ROSTER

NO.	NAME	POS.	HT.	WT.	YR.-EXP.	HOMETOWN/PREVIOUS SCHOOL
10/11	Phinizy, Chuck	F	6-6	190	Jr.-TR	Bronx, N.Y./Stevenson HS
12/13	Brown, Kevin	G	6-0	175	Jr.-RS	Bronx, N.Y./Stevenson HS
14/15	Young, Dexter	G	6-0	160	Fr.-RS	Bronx, N.Y./DeWitt Clinton HS
20/21	Gill, Jeff	G	6-3	165	So.-1L	Harrington Park, N.J./St. Cecilia HS
22/23	Williams, Vaughn	G	6-1	170	So.-1L	Brooklyn, N.Y./Grady HS
24/25	Brown, Roger	G	6-4	185	Fr.-HS	Brooklyn, N.Y./Grady HS
30/31	Rivers, Mike	C	6-9	185	Fr.-HS	Selma, Ala./Southside HS
32/33	Thompson, Dennis	F	6-7	210	Fr.-HS	Brooklyn, N.Y./Lincoln HS
34/35	Newman, Donald	F	6-6	185	So.-1L	East Chicago, Ind./Washington HS
40/41	Rivers, Ezelle	C	6-8	185	Fr.-HS	Selma, Ala./Southside HS
44/45	Maxwell, Gilbert	F	6-7	190	Sr.-1L	Buffalo, N.Y./Lafayette HS
50/51	Massey, Jesse	G	6-4	190	Sr.-1L	Brooklyn, N.Y./Canarsie HS
52/53	Walsh, Robert	C	6-8	205	Jr.-TR	North Little Rock, Ark./Ole Main HS
54/55	Small, Jerry	C	6-9	220	So.-TR	Selma, Ala./Southside HS
	Lampley, Jimmy	C	6-11	215	So.-TR	Wayne, N.J./Passaic Tech HS

### SEASON NOTES

Jesse Massey - All-TAAC Honorable Mention  
 Gilbert Maxwell - All-TAAC Honorable Mention

### SCHEDULE NOTES

(1) Florida Citrus Tournament  
 \* TAAC game  
 ^ TAAC Tournament (Shreveport, La.)

## 1981-82 • 19-8 (12-4 TAAC) • Ron Kestenbaum

<b>Record:</b>	<b>Overall</b>	<b>Home</b>	<b>Away</b>	<b>Neutral</b>
All Games	19-8	12-0	5-6	1-2
Conference	12-4	8-0	4-4	-
Non-Conference	7-4	4-0	1-2	1-2

Date	Opponent	Result
D1	Northwestern State *	W 86-81
D5	at Clemson	L 60-61
D12	Central Arkansas	W 88-78 (ot)
D14	Centenary *	W 78-70
D18	Northeast Louisiana *	W 63-62
D21	Nicholls State	W 66-59
D26	at Oklahoma City (1)	W 83-77
D28	vs. Rhode Island (1)	L 68-83
D29	vs. Western Illinois (1)	W 85-82
J7	Samford *	W 87-71
J9	at Georgia Southern *	L 51-53
J11	at Mercer *	W 70-67 (ot)
J16	Southeastern La.	W 71-63
J21	at Centenary *	W 87-82
J23	at Houston Baptist *	L 67-80 (ot)
J26	at Nicholls State	W 64-54
J30	at Southeastern La.	L 75-79 (ot)
F1	Hardin-Simmons *	W 74-66
F8	Mercer *	W 41-33
F11	at Northeast Louisiana *	W 60-59
F13	at Northwestern State *	L 86-96
F16	Houston Baptist *	W 56-53
F22	North Texas State	W 85-76
F25	at Samford *	L 59-76
F27	at Hardin-Simmons *	W 67-55
M1	Georgia Southern *	W 83-67
M5	vs. Centenary ^	L 100-106

### NUMERICAL ROSTER

#	Player	GP-GS	Min—Avg	—TOTAL—		—3-PTS—		—REBOUNDS—				PF	FO	A	TO	Blk	Stl	Pts	Avg
				FG-FGA	Pct	3FG-FGA	Pct	FT-FTA	Pct	Off	Def								
32	Lampley, Jimmy	27	910	169-325	.520			79-106	.745	179	6.6	82		65	79	27	28	417	15.4
10	Phinizy, Chuck	27	966	130-266	.489			104-130	.800	104	3.9	66		66	71	3	33	364	13.5
05	Williams, Vaughn	27	1033	148-276	.536			68-99	.687	70	2.6	79		150	98	0	79	364	13.5
22	Rivers, Mike	27	674	96-164	.585			86-115	.748	113	4.2	107		8	55	15	12	278	10.3
51	Walsh, Robert	26	753	76-129	.589			34-52	.654	119	4.4	90		55	56	12	25	186	6.9
03	Young, Dexter	25	318	33-72	.458			52-68	.765	27	1.1	36		19	24	1	16	118	4.7
34	Small, Jerry	27	300	45-89	.506			28-53	.528	80	2.9	53		8	22	5	6	118	4.4
11	Thompson, Dennis	27	293	29-52	.558			19-46	.413	63	2.3	47		5	23	1	9	77	2.9
45	Coddington, Dan	13	42	5-13	.385			5-9	.556	8	0.6	13		3	11	0	3	15	1.2
21	Rivers, Ezelle	9	37	2-8	.250			3-5	.600	9	1.0	4		2	5	0	0	7	0.8
44	Brown, Roger	8	19	0-3	.000			6-7	.857	2	0.3	5		1	5	0	0	6	0.8
33	Calvin, Mike	7	11	2-8	.250			0-0	.000	0	0.0	4		0	2	0	0	4	0.6
35	Hall, Rich	7	12	0-2	.000			3-8	.375	5	0.7	2		2	2	0	0	3	0.4
24	Mihajlovich, Mal	15	52	1-3	.333			1-2	.500	2	0.1	11		6	8	1	0	3	0.2
<b>TEAM</b>										103	3.8								
<b>TOTAL</b>		27	5420	736-1410	.522			488-700	.697	884	32.7	599		390	462	65	211	1960	72.6
<b>OPPONENTS</b>		27	5420	717-1429	.502			455-658	.691	830	30.7	606		361	427	57	172	1889	69.9

### NUMERICAL ROSTER

NO.	NAME	POS.	HT.	WT.	YR.-EXP.	HOMETOWN/PREVIOUS SCHOOL
03	Young, Dexter	G	6-0	160	So.-1L	Bronx, N.Y./DeWitt Clinton HS
05	Williams, Vaughn	G	6-1	170	Jr.-2L	Brooklyn, N.Y./Grady HS
10	Phinizy, Chuck	G/F	6-6	190	Sr.-1L	Bronx, N.Y./A.E. Stevenson HS
11	Thompson, Dennis	F	6-8	215	So.-1L	Brooklyn, N.Y./Lincoln HS
21	Rivers, Ezelle	F/C	6-9	210	Fr.-RS	Selma, Ala./Southside HS
22	Rivers, Mike	F/C	6-9	185	So.-1L	Selma, Ala./Southside HS
24	Mihajlovich, Mal	G	6-0	160	Jr.-TR	South Bend, Ind./Iowa Western JC
32	Lampley, Jimmy	C	6-11	235	Jr.-TR	Wayne, N.J./Passaic Tech HS
33	Calvin, Mike	F	6-6	185	Fr.-HS	Benton, Ark./Benton HS
34	Small, Jerry	C	6-9	220	Jr.-1L	Selma, Ala./Southside HS
35	Hall, Rich	F	6-7	180	Fr.-HS	Springfield, Ill./Griffin HS
44	Brown, Roger	G	6-4	185	So.-1L	Brooklyn, N.Y./Grady HS
45	Coddington, Dan	F	6-7	175	Fr.-HS	Wood River, Ill./East Alton-Wood HS
51	Walsh, Robert	F/C	6-8	205	Sr.-1L	North Little Rock, Ark./Ole Main HS

### SEASON NOTES

Jimmy Lampley - TAAC Newcomer of the Year, 1st Team All-TAAC, UPI All-America Honorable Mention  
 Vaughn Williams - All-TAAC HM, TSN All-America HM  
 Chuck Phinizy - All-TAAC HM

### SCHEDULE NOTES

(1) All-College Tournament (Oklahoma City, Okla.)  
 ^ TAAC Tournament (Monroe, La.)

## 1982-83 • 23-6 (12-2 TAAC) • Ron Kestenbaum

<b>Record:</b>	<b>Overall</b>	<b>Home</b>	<b>Away</b>	<b>Neutral</b>
All Games	23-6	16-1	7-5	0-0
Conference	12-2	7-0	5-2	0-0
Non-Conference	11-4	9-1	2-3	0-0

Date	Opponent	Result
N27	Arkansas College	W 75-61
D1	at Northwestern State *	W 79-76
D6	at Arkansas State	L 54-55 (ot)
D9	Hendrix	W 85-81
D13	Central Arkansas	W 74-72 (ot)
D18	Nicholls State	W 89-68
J3	at Wichita State	L 65-89
J6	at Samford *	W 84-72
J8	Georgia Southern *	W 80-75
J13	Arkansas State	W 61-58
J18	at Georgia Southern *	L 70-75
J20	Centenary *	W 89-77
J22	Houston Baptist *	W 81-69
J25	Northwestern State *	W 50-47
J29	Hardin-Simmons *	W 92-71
F1	Mississippi College	W 73-68
F3	at Southeastern La.	W 77-58
F5	at Mercer *	W 71-62
F12	Southeastern La.	W 85-83
F15	Mercer *	W 70-68
F17	at Houston Baptist *	L 55-57
F19	at Centenary *	W 68-67
F21	at Nicholls State	L 62-63
F24	Samford *	W 72-60
F26	at Hardin-Simmons *	W 66-53
F28	at North Texas State	W 94-81
M4	Hardin Simmons ^	W 74-57
M8	Centenary ^	W 88-83
M9	Georgia Southern ^	L 67-68

### NUMERICAL ROSTER

#	Player	GP-GS	Min—Avg	—TOTAL—		—3-PTS—		—REBOUNDS—				PF	FO	A	TO	Blk	Stl	Pts	Avg
				FG-FGA	Pct	3FG-FGA	Pct	FT-FTA	Pct	Off	Def								
05	Vaughn, Williams	29-29	1079	194-382	.508			62-89	.697	70	2.4	65	1	184	85	0	65	450	15.5
32	Lampley, Jimmy	28-27	909	165-320	.516			86-113	.761	228	8.1	83	3	51	81	20	23	416	14.9
22	Rivers, Mike	29-29	857	140-217	.645			116-159	.729	136	4.7	96	5	9	46	10	6	396	13.7
03	Young, Dexter	29-2	667	78-176	.443			68-99	.687	45	1.6	51	1	47	58	2	31	224	7.7
34	Small, Jerry	29-2	460	68-126	.539			49-52	.645	92	3.2	59	2	13	31	6	10	185	6.4
12	Jackson, Myron	28-27	666	63-131	.481			39-52	.750	86	3.1	47	0	50	51	1	17	165	5.9
10	Newman, Donald	29-1	460	65-124	.524			29-43	.674	122	4.2	52	1	10	33	1	8	159	5.5
45	Coddington, Dan	29-28	579	42-83	.506			23-37	.622	58	2.0	78	1	41	33	4	11	107	3.7
21	Rivers, Ezelle	21-0	112	8-20	.400			10-18	.556	26	1.2	28	0	3	6	0	2	26	1.2
04	Washington, Duane	11-0	33	2-7	.286			6-9	.667	1	0.1	5	0	1	9	1	3	10	0.9
24	Mihajlovich, Mal	20-0	78	2-11	.182			8-12	.667	4	0.2	14	0	13	9	0	4	12	0.6
<b>TEAM</b>																			
TOTAL		29	5900	827-1597	.518			496-707	.702	983	33.9	578	14	422	442	45	180	2150	74.1
OPPONENTS		29	5900	776-1591	.488			422-633	.667	887	30.6	624	27	352	445	70	167	1974	68.1

### NUMERICAL ROSTER

NO.	NAME	POS.	HT.	WT.	YR-EXP.	HOMETOWN/PREVIOUS SCHOOL
03	Young, Dexter	G	6-0	160	Jr-2L	Bronx, N.Y./Dewitt Clinton HS
04	Washington, Duane	G	6-1	165	Fr-HS	Little Rock, Ark./Parkview HS
05	Williams, Vaughn	G	6-2	170	Sr-3L	Brooklyn, N.Y./Grady HS
10	Newman, Donald	F	6-6	185	Jr-2L	East Chicago, Ind./Washington HS
12	Jackson, Myron	G	6-3	185	Fr-HS	Hamburg, Ark./Hamburg HS
14	Richardson, Michael	G	6-4	170	Fr-HS	Houston, Texas/Booker T. Washington HS
20	Farber, David	F	6-9	185	Fr-HS	Austin, Texas/Stephen F. Austin HS
21	Rivers, Ezelle	F	6-9	210	So-1L	Selma, Ala./Southside HS
22	Rivers, Mike	F	6-9	190	Jr-2L	Selma, Ala./Southside HS
24	Mihajlovich, Mal	G	6-0	160	Sr-1L	South Bend, Ind./Adams HS, Iowa Western JC
32	Lampley, Jimmy	C	7-0	240	Sr-3L	Paterson, N.J./Passaic Tech HS
33	Calvin, Mike	F	6-6	185	So-1L	Benton, Ark./Benton HS
34	Small, Jerry	C	6-9	220	Sr-2L	Selma, Ala./Southside HS
35	Hall, Rich	F	6-7	180	So-1L	Springfield, Ill./Griffin HS
45	Coddington, Dan	F	6-7	175	So-1L	Wood River, Ill./East Alton-Wood HS

### SEASON NOTES

Vaughn Williams - 1st Team All-TAAC  
 Mike Rivers - 2nd Team All-TAAC  
 Jimmy Lampley - NABC 2nd Team All-District

### SCHEDULE NOTES

\* TAAC game  
 ^ TAAC Tournament (Barton Coliseum)

## 1983-84 • 14-15 (7-7 TAAC) • Ron Kestenbaum

<b>Record:</b>	<b>Overall</b>	<b>Home</b>	<b>Away</b>	<b>Neutral</b>
All Games	14-15	10-3	3-11	1-1
Conference	7-7	6-1	1-6	0-0
Non-Conference	7-8	4-2	2-5	1-1

Date	Opponent	Result
D3	Mississippi College	W 71-64
D7	at SE Louisiana	W 60-48
D10	Arkansas State	W 55-49
D17	at Arkansas State	L 54-71
D28	at Oklahoma City (1)	W 78-72
D29	vs. Oklahoma (1)	L 62-87
J5	Miss. Valley State	L 80-83
J7	Samford *	W 85-73
J10	at Jackson State	L 61-68
J12	Georgia Southern *	W 79-66
J14	Mercer *	W 75-73
J16	at Nicholls State	L 71-81
J19	at Hardin-Simmons *	L 65-84
J21	at Houston Baptist *	L 55-68
J26	Centenary *	L 74-75
J28	Northwestern State *	W 89-66
J30	at Miss. Valley State	L 86-92
F4	at Samford *	L 77-84
F6	Houston Baptist *	W 66-61
F9	at Georgia Southern *	L 77-80
F11	at Mercer *	L 78-86
F14	Nicholls State	W 80-61
F18	SE Louisiana	W 71-61
F23	at Centenary *	L 71-82
F25	at Northwestern State *	W 83-75
F27	Hardin-Simmons *	W 62-59
F28	Jackson State	L 51-71
M3	Centenary ^	W 73-72 (ot)
M8	at Houston Baptist ^	L 58-76

### NUMERICAL ROSTER

#	Player	GP-GS	Min—Avg	—TOTAL—		—3-PTS—		—REBOUNDS—				PF	FO	A	TO	Blk	Stl	Pts	Avg
				FG-FGA	Pct	3FG-FGA	Pct	FT-FTA	Pct	Off	Def								
22	Rivers, Mike	29-29	1026	183-327	.559			143-219	.653	190	6.6	98	5	10	82	26	24	509	17.6
10	Newman, Donald	27-27	952	162-300	.540			68-99	.687	348	12.9	94	4	41	52	11	22	392	14.5
03	Young, Dexter	27-15	765	85-208	.409			126-166	.759	53	1.9	67	2	71	70	2	44	296	10.9
12	Jackson, Myron	28-27	815	100-245	.408			53-74	.716	126	4.5	78	4	49	64	2	25	253	9.1
45	Coddington, Dan	25-14	527	57-118	.483			16-25	.640	63	2.5	67	3	41	40	4	15	130	5.2
24	Ralston, Roy	28-1	411	53-134	.396			27-36	.750	25	0.9	75	6	16	40	0	12	133	4.8
05	Ingram, Anthony	29-15	542	37-116	.319			51-80	.638	50	1.7	75	4	71	78	1	19	125	4.3
21	Rivers, Ezelle	29-17	612	40-99	.404			37-49	.755	87	3.0	70	1	17	31	5	11	117	4.1
33	Calvin, Mike	27-0	287	26-72	.361			9-20	.450	43	1.6	30	0	8	16	0	6	61	2.3
34	Hall, Rich	11-0	38	1-5	.200			1-2	.500	5	0.5	6	0	0	2	0	0	3	0.3
<b>TEAM</b>																			
TOTAL		29-29	5975	744-1624	.458			531-770	.689	1094	37.7	660	29	324	475	51	178	2019	69.6
OPPONENTS		29-29	5975	805-1688	.477			456-680	.671	996	34.3	706	40	395	426	75	213	2066	71.2

### NUMERICAL ROSTER

NO.	NAME	POS.	HT.	WT.	YR-EXP.	HOMETOWN/PREVIOUS SCHOOL
03	Young, Dexter	G	6-0	160	Sr-3L	Bronx, N.Y./Dewitt Clinton
04	Washington, Duane	G	6-1	170	So-1L	Little Rock, Ark./Park View
05	Ingram, Anthony	G	6-0	165	Fr-HS	Little Rock, Ark./Mills
10	Newman, Donald	F	6-6	190	Sr-3L	East Chicago, Ind./Washington
11	Brown, Jeff	F	6-6	195	Jr-TR	Little Rock, Ark./Hall
12	Jackson, Myron	G	6-3	185	So-1L	Hamburg, Ark./Hamburg
14	Richardson, Michael	G	6-4	170	Fr-RS	Houston, Texas/Booker T. Washington
20	Marks, Paul	G	6-3	175	Jr-TR	Little Rock, Ark./Central
21	Rivers, Ezelle	C	6-9	210	Jr-2L	Selma, Ala./Southside
22	Rivers, Mike	F	6-9	195	Sr-3L	Selma, Ala./Southside
24	Ralston, Roy	G	6-2	175	Fr-HS	Quitman, Ark./Quitman
32	Stripling, Eric	F/C	6-9	190	Fr-HS	Jacksonville, Ark./Central Arkansas Christian
33	Calvin, Mike	F	6-6	210	So-1L	Benton, Ark./Benton
34	Hall, Rich	F/C	6-7	205	So-1L	Springfield, Ill./Griffin
35	Johnson, Thomas	F	6-6	175	Fr-HS	Little Rock, Ark./Custer, Milwaukee, Wisconsin
44	Farber, David	F	6-9	190	So-TR	Austin, Texas/Stephen F. Austin
45	Coddington, Dan	F	6-7	195	Jr-2L	Wood River, Ill./East Alton-Wood

### SEASON NOTES

Donald Newman - 1st Team All-TAAC, TSN All-America  
 Mike Rivers - All-TAAC HM

### SCHEDULE NOTES

(1) All-College Tournament (Oklahoma City, Okla.)  
 \* TAAC game  
 ^ TAAC Tournament (Houston, Texas)

1984-85 • 17-13 (9-5 TAAC) • Mike Newell

<b>Record:</b>	<b>Overall</b>	<b>Home</b>	<b>Away</b>	<b>Neutral</b>
All Games	17-13	9-2	7-9	1-2
Conference	9-5	6-2	5-3	0-0
Non-Conference	7-8	3-0	1-6	1-2

Date	Opponent	Result
N24	at Iowa	L 47-76
N26	at Oklahoma	L 63-90
N29	at Southeastern La.	L 67-70
D7	vs. Northeastern (1)	L 63-70
D8	vs. Georgia State (1)	W 76-68
D12	at Southern California	L 68-76
D15	at Evansville	L 65-72
D18	Prairie View A&M	W 85-56
D23	Northwestern State	W 68-52
D27	Southeastern La.	W 82-73
J3	Georgia State *	W 89-79
J5	Samford *	W 97-71
J10	at Houston Baptist *	L 61-66
J12	at Hardin-Simmons *	W 80-65
J19	Centenary *	W 75-56
J22	at Northwestern State * W	73-66
J24	Georgia Southern *	L 64-68
J26	Mercer *	L 66-74
J31	at Georgia State *	W 68-64
F2	at Samford *	L 73-79
F7	Houston Baptist *	W 74-64
F9	Hardin-Simmons *	W 65-62
F11	at Arkansas State	L 54-67
F14	at Prairie View A&M	W 80-66
F16	at Centenary *	W 73-61
F21	at Georgia Southern *	L 64-67
F23	at Mercer *	W 79-72
M2	Hardin-Simmons #^	W 75-73 (ot)
M7	at Georgia Southern ^	W 67-65
M8	vs. Mercer ^	L 96-105

NUMERICAL ROSTER

#	Player	GP-GS	Min—Avg	—TOTAL—			—3-PTS—			—REBOUNDS—				PF	FO	A	TO	Blk	Stl	Pts	Avg
				FG-FGA	Pct	3FG-FGA	Pct	FT-FTA	Pct	Off	Def	Tot	Avg								
30	Clark, Michael	29-28	975—33.6	210-426	.493			124-230	.539			304	10.5	80	5	27	89	1	25	544	18.8
24	Meyers, Pete	30-28	1037—34.6	162-359	.451			120-167	.719			213	7.1	114	6	109	106	15	61	444	14.8
12	Jackson, Myron	30-23	789—26.3	127-275	.462			38-59	.644			99	3.3	79	4	44	55	1	23	292	9.7
32	Brown, Jeff	30-13	736—24.5	126-289	.436			30-44	.682			109	3.6	80	3	63	49	6	35	282	9.4
22	Powell, Eddie	26-4	508—19.5	75-179	.419			45-68	.662			113	4.3	61	2	15	40	3	12	195	7.5
40	Worthy, Ken	24-10	585—24.4	49-119	.412			36-64	.563			83	3.5	74	3	58	50	6	33	134	5.6
44	Rivers, Ezelle	30-16	476—15.9	37-111	.333			51-68	.750			120	4.0	80	5	11	25	11	9	125	4.2
04	Robinson, Richard	30-13	525—17.5	29-75	.387			23-29	.589			36	1.2	62	4	54	33	4	17	81	2.7
34	Davis, Selwyn	14-3	117—8.4	9-44	.205			5-11	.455			22	1.6	22	1	5	15	0	2	23	1.6
20	Farber, David	17-8	188—11.1	9-25	.360			0-5	.000			35	2.1	25	1	9	10	2	7	18	1.1
54	Hoges, Daron	19-4	89—4.7	9-32	.281			1-4	.250			20	1.1	8	0	2	5	0	2	19	1.0
TEAM																					
TOTAL		30-30	6025	842-1934	.435			473-759	.623			1294	43.1	685	34	397	477	49	226	2156	71.9
OPPONENTS		30-30	6025	804-1739	.462			480-729	.658			1136	37.9	697	37	424	505	103	188	2090	69.7

NUMERICAL ROSTER

NO.	NAME	POS.	HT.	WT.	YR-EXP.	HOMETOWN/PREVIOUS SCHOOL
04/05	Robinson, Richard	G	6-0	160	Fr.-HS	Birmingham, Ala./Wenonah
10/11	Dozier, Chris	G	6-3	165	Jr.-TR	Mobile, Ala./Faulker State JC
12/13	Jackson, Myron	G	6-3	180	Jr.-2L	Hamburg, Ark./Hamburg
20/21	Farber, David	F	6-6	209	So.-TR	Austin, Texas/Stephen F. Austin
22/23	Powell, Eddie	F	6-5	214	So.-TR	Columbus, Ga./Kaskaskia JC
24/25	Myers, Pete	G	6-6	180	Jr.-TR	Mobile, Ala./Faulkner State JC
30/31	Clark, Michael	F	6-5	215	Jr.-TR	Mobile, Ala./Faulkner State JC
32/33	Brown, Jeff	F	6-5	195	Jr.-TR	Little Rock, Ark./Hall
34/35	Davis, Selwyn	G/F	6-5	170	Fr.-HS	Birmingham, Ala./Wenonah
40/41	Worthy, Ken	G/F	6-4	175	Jr.-TR	Mobile, Ala./Faulkner State JC
44/45	Rivers, Ezelle	C	6-8	214	Sr.-3L	Selma, Ala./Southside
54/55	Hodges, Daron	F	6-8	205	Fr.-HS	Macon, Ga./Northeast

SEASON NOTES

Michael Clarke - TAAC Newcomer of the Year, 2nd Team All-TAAC, Associated Press All-America  
Myron Jackson - All-TAAC Honorable Mention  
Pete Myers - All-TAAC Honorable Mention

SCHEDULE NOTES

(1) Champion Holiday Classic (Missoula, Montana)  
\* TAAC game  
#^ TAAC Tournament (Little Rock, Ark.)  
^ TAAC Tournament (Statesboro, Ga.)

1985-86 • 23-11 (12-2 TAAC) • Mike Newell

<b>Record:</b>	<b>Overall</b>	<b>Home</b>	<b>Away</b>	<b>Neutral</b>
All Games	23-11	12-3	9-4	2-4
Conference	12-2	6-1	6-1	-
Non-Conference	11-9	6-2	3-3	2-4

Date	Opponent	Result
N25	vs. Iowa (1)	L 108-99 (ot)
N28	at Hawaii-Pacific	W 85-67
D4	Middle Tennessee	W 72-70
D13	vs. George Mason (2)	W 70-67
D14	at Marshall (2)	L 76-79
D18	SE Louisiana	L 62-69
D21	Sam Houston	L 56-61
D23	at Providence	L 80-104
D28	UT-San Antonio	W 87-67
D30	at Northwestern State	L 61-68
J3	vs. SE Louisiana (3)	L 64-66
J4	vs. Austin Peay (3)	L 67-75
J6	Hardin-Simmons *	L 56-61
J8	Houston Baptist *	W 88-67
J11	Northwestern State	W 75-44
J16	Georgia Southern *	W 74-71
J18	Mercer *	W 91-76
J21	Centenary *	W 98-70
J23	at Georgia State *	W 82-78
J25	at Samford *	W 83-73
J30	at SE Louisiana	W 105-97 (ot)
F1	at Centenary *	W 70-66
F5	at Houston Baptist *	L 95-97 (ot)
F8	at Hardin-Simmons *	W 68-67
F13	at Georgia Southern *	W 83-74
F15	at Mercer *	W 57-56
F19	at UT-San Antonio	W 81-76
F22	Samford *	W 87-68
F24	Georgia State *	W 86-65
M2	Georgia State ^	W 115-82
M7	Mercer ^	W 81-66
M8	Centenary ^	W 85-63
M14	vs. Notre Dame !	W 90-83
M16	vs. North Carolina State !L	66-80 (2ot)

NUMERICAL ROSTER

#	Player	GP-GS	Min—Avg	—TOTAL—			—3-PTS—			—REBOUNDS—				PF	FO	A	TO	Blk	Stl	Pts	Avg
				FG-FGA	Pct	3FG-FGA	Pct	FT-FTA	Pct	Off	Def	Tot	Avg								
11	Jackson, Myron	34-33	1156—34.0	281-620	.453			99-129	.767			141	4.1	96	4	72	71	5	45	661	19.4
25	Meyers, Pete	34-33	1172—34.4	229-429	.533			195-261	.747			270	7.9	94	3	95	93	16	41	653	19.2
30	Clarke, Michael	31-26	967—31.2	156-289	.543			70-165	.424			309	10.0	74	3	27	79	8	26	382	12.3
40	Worthy, Ken	31-1	737—23.7	76-158	.487			47-93	.505			153	4.9	81	3	62	50	10	39	199	6.4
42	McCurdy, Paris	32-22	467—14.6	56-117	.482			75-99	.757			146	4.5	74	4	4	34	3	16	185	5.7
04	Springer, Paul	27-23	833—30.8	47-126	.382			30-49	.612			36	1.3	67	3	161	60	4	42	124	5.5
45	Covington, Michael	16-9	256—16.0	34-78	.435			19-39	.487			55	3.4	41	2	1	22	6	2	87	5.4
35	Smith, Reggie	19-4	248—13.0	35-70	.500			24-35	.685			58	3.0	54	5	3	16	5	2	94	4.9
44	Kidd, Curtis	33-6	383—11.6	41-131	.320			52-74	.702			94	2.8	76	3	7	42	4	13	134	4.1
22	Powell, Eddie	15-3	146—9.7	19-51	.372			7-15	.466			18	1.7	11	0	7	8	0	4	45	3.0
32	Chase, Robert	18-9	364—20.2	23-63	.365			5-8	.625			25	1.4	29	2	52	45	3	11	51	2.8
20	Campbell, Keith	28-3	166—5.9	30-96	.315			11-23	.478			24	0.8	34	0	35	33	0	8	71	2.5
10	Severn, Dean	10-0	30—3.0	1-7	.142			5-6	.833			2	0.2	6	0	4	3	0	2	7	0.7
TEAM																					
TOTAL		34	6925	1028-2237	.459			639-996	.641			1515	44.5	737	32	530	556	64	251	2695	79.2
OPPONENTS		34	6925	990-2108	.469			501-769	.651			1241	36.5	888	53	488	600	86	204	2481	72.9

NUMERICAL ROSTER

NO.	NAME	POS.	HT.	WT.	YR-EXP.	HOMETOWN/PREVIOUS SCHOOL
04	Springer, Paul	G	6-1	160	Fr.-HS	Fort Wayne, Ind./Northrop HS
10	Severn, Dean	G	6-1	180	Fr.-HS	Roscoe, Ill./Hononegah HS
11	Jackson, Myron	G	6-3	174	Sr.-3L	Hamburg, Ark./Hamburg HS
20	Campbell, Keith	G	6-3	185	Fr.-HS	Memphis, Tenn./Ridgeway HS
22	Powell, Eddie	F	6-5	225	Jr.-1L	Columbus, Ga./Kaskaskia JC
25	Myers, Pete	F	6-6	180	Sr.-1L	Mobile, Ala./Faulkner State JC
30	Clarke, Michael	F	6-6	230	Sr.-1L	Mobile, Ala./Faulkner State JC
32	Chase, Robert	G	6-3	182	So.-JC	Kansas City, Mo./Arizona Western JC
33	Pickren, Rick %	F	6-8	200	So.-TR	Kansas City, Mo./Valparaiso
35	Smith, Reggie	C	6-8	215	Jr.-JC	Dallas, Texas/Frank JC
40	Worthy, Ken	G	6-5	175	Sr.-1L	Mobile, Ala./Faulkner State JC
42	McCurdy, Paris	F	6-7	220	Fr.-HS	Detroit, Mich./Cooley HS
44	Kidd, Curtis	F	6-8	240	Fr.-HS	Detroit, Mich./Cooley HS
45	Covington, Michael	C	6-10	240	So.-HS	Chicago, Ill./Decatur HS
53	Walker, Andy	G	6-5	204	Fr.-HS	Bloomington, Ind./Bloomington South HS
54	Hoges, Daron	C	6-9	215	So.-1L	Macon, Ga./Northeast HS

SEASON NOTES

1986 NCAA Tournament Second Round  
Defeated Notre Dame in the 1st Round of the NCAA Tournament  
1986 TAAC Tournament Champions  
Mike Newell - TAAC Coach of the Year  
Myron Jackson - TAAC Player of the Year, 1st Team All-TAAC  
Pete Myers - 1st Team All-TAAC  
Michael Clarke - 2nd Team All-TAAC  
% Transferred Spring '85 and sat out fall semester

SCHEDULE NOTES

(1) in Honolulu, Hawaii  
(2) Marshall Memorial Invitational  
(3) Sooner Invitational  
^ TAAC Tournament (Barton Coliseum)  
! NCAA Midwest Regional @ Minneapolis, Minn.

1986-87 • 26-11 (16-2 TAAC) • Mike Newell

<b>Record:</b>	<b>Overall</b>	<b>Home</b>	<b>Away</b>	<b>Neutral</b>
All Games	26-11	17-2	8-5	1-4
Conference	16-2	9-0	7-2	-
Non-Conference	10-9	8-2	1-3	1-4

Date	Opponent	Result
N29	vs. St. Louis (1)	L 68-69
N30	at Hawaii-Pacific (1)	W 97-90
N30	vs. Southwest Mo. State (1)	L 46-61
D6	at Sam Houston State	L 71-77
D9	Southwest Baptist	W 96-67
D12	Baptist College (2)	W 75-68
D13	UAB (2)	W 74-73
D18	Houston Baptist *	W 61-53
D20	Centenary *	W 71-67
D22	at Middle Tenn. State	L 63-66
D29	Southeastern La. (3)	W 70-52
D30	Clemson (3)	L 44-76
J2	UC-Sacramento	W 71-65
J5	Samford *	W 92-67
J8	at UT-San Antonio *	W 62-60
J10	at Hardin-Simmons *	W 78-71
J17	Mercer (at UAPB) *	W 90-71
J19	Georgia State *	W 89-86 (ot)
J22	Georgia Southern *	W 85-71
J24	Stetson *	W 72-71
J29	at Houston Baptist *	L 69-85
J31	at Centenary *	W 89-81 (2ot)
F4	at Loyola-Chicago	L 80-89
F7	at Samford *	W 71-68
F12	UT-San Antonio (at UCA) *	W 81-73
F12	Hardin-Simmons (at UAPB) *	W 80-71
F14	at Georgia State *	W 57-54
F19	at Mercer *	W 65-63
F21	at Georgia Southern *	L 66-69 (3ot)
F28	at Stetson *	W 66-64
M5	UT-San Antonio ^	W 62-60
M6	Georgia Southern ^	L 62-70
M12	Baylor &	W 42-41
M16	Stephen F. Austin &	W 54-48
M21	vs. California-Berkeley \$	W 80-73
M24	vs. La Salle §	L 73-92
M26	vs. Nebraska §	L 67-76 (ot)

NUMERICAL ROSTER

#	Player	GP-GS	Min—Avg	—TOTAL—			—3-PTS—			—REBOUNDS—				PF	FO	A	TO	Blk	Stl	Pts	Avg
				FG-FGA	Pct	3FG-FGA	Pct	FT-FTA	Pct	Off	Def	Tot	Avg								
44	Kidd, Curtis	37-36	1215—32.8	239-520	.460	0-0	.000	98-155	.632	120	189	309	8.4	126	7	22	64	19	39	576	15.6
42	McCurdy, Paris	30-25	957—31.9	125-248	.504	1-2	.500	107-142	.754	129	154	283	9.4	94	4	20	69	8	37	358	11.9
33	Dawn, James	37-26	1057—28.6	160-355	.451	3-29	.103	67-98	.684	96	134	230	6.2	86	2	66	50	19	31	390	10.5
22	Powell, Eddie	33-15	657—19.9	112-291	.385	68-197	.345	24-40	.600	20	44	64	1.9	35	0	35	46	0	10	316	9.6
03	Brown, Juric	37-34	1310—35.4	124-295	.420	19-48	.396	79-117	.675	19	87	106	2.9	101	2	217	83	3	68	346	9.4
54	Hoges, Daron	37-25	776—21.0	123-295	.417	0-1	.000	41-63	.651	68	98	166	4.5	64	1	13	33	5	12	287	7.8
25	Watson, Darrel	5-0	61—12.2	14-37	.378	2-11	.182	2-5	.400	2	2	4	0.8	5	0	4	4	1	0	32	6.4
04	Springer, Paul	37-18	878—23.7	74-162	.457	0-2	.000	29-42	.690	12	53	65	1.8	50	0	146	63	1	32	177	4.8
32	Chase, Robert	24-0	350—14.6	26-61	.426	0-1	.000	27-44	.614	40	39	79	3.3	41	1	40	15	2	13	79	3.3
35	Smith, Reggie	23-1	157—6.8	13-28	.464	0-0	.000	14-22	.636	24	25	49	2.1	31	0	0	7	3	2	40	1.7
50	Cummings, Jeff	17-5	114—6.7	11-23	.478	0-0	.000	7-14	.500	24	21	45	2.6	22	0	3	11	1	4	29	1.7
10	Severn, Dean	2-0	3—1.5	1-2	.500	1-1	1.000	0-1	.000	0	0	0	0.0	0	0	1	0	0	0	3	1.5
34	Walker, Andy	5-0	23—4.6	0-3	.000	0-2	.000	4-5	.800	1	0	1	0.2	0	0	0	0	0	0	4	0.8
45	Covington, Michael	5-0	13—2.6	1-4	.250	0-1	.000	0-0	.000	0	1	1	0.2	3	0	0	0	0	0	2	0.4
20	Campbell, Keith	1-0	2—2.0	0-2	.000	0-2	.000	0-0	.000	0	0	0	0.0	0	0	0	0	0	0	0	0.0
—	Lemon, Gibby	1-0	2—2.0	0-0	.000	0-0	.000	0-0	.000	0	0	0	0.0	0	0	1	0	0	0	0	0.0
<b>TEAM</b>																					
TOTAL	37-37	7575	1023-2326	440	94-297	.316	499-748	.667	555	847	1515	40.9	658	11	568	445	62	248	2639	71.3	
OPPONENTS	37-37	7575	956-2136	.448	190-488	.389	456-667	.684	359	789	1255	33.9	698	20	425	487	109	190	2558	69.1	

NUMERICAL ROSTER

NO.	NAME	POS.	HT.	WT.	YR.-EXP.	HOMETOWN/PREVIOUS SCHOOL
03	Brown, Juric	G	5-10	170	So.-TR	Grand Prairie, Texas/Butler County CC
04	Springer, Paul	G	6-1	170	So.-1L	Fort Wayne, Ind./Northrop HS
10	Severn, Dean	G	6-1	180	So.-1L	Roscoe, Ill./Hononegah HS
20	Campbell, Keith	G	6-3	185	So.-1L	Memphis, Tenn./Ridgeway HS
22	Powell, Eddie	F	6-5	230	Sr.-2L	Columbus, Ga./Jordan HS
25	Watson, Darrel	G	6-4	180	Jr.-TR	Little Rock, Ark./Lon Morris JC
32	Chase, Robert	G	6-3	182	Jr.-1L	Kansas City, Kan./Arizona Western JC
33	Dawn, James	F	6-6	200	Jr.-TR	Amarillo, Texas/Western Texas JC
34	Walker, Andy	G	6-5	200	Fr.-RS	Bloomington, Ind./Bloomington South HS
35	Smith, Reggie	C	6-8	215	Sr.-1L	Dallas, Texas/Thomas Jefferson HS
42	McCurdy, Paris	F	6-7	225	So.-1L	Detroit, Mich./Cooley HS
44	Kidd, Curtis	F	6-9	240	So.-1L	Detroit, Mich./Cooley HS
45	Covington, Michael	C	6-10	240	Jr.-1L	Chicago, Ill./Decatur HS
50	Cummings, Jeff	C	6-11	240	Fr.-HS	Tupelo, Miss./Tupelo HS
54	Hoges, Daron	C	6-10	220	So.-1L	Macon, Ga./Northeast HS

SEASON NOTES

Advanced to the Semifinals of the 1987 NIT  
Curtis Kidd - 1st Team All-TAAC

SCHEDULE NOTES

- (1) Hawaii-Pacific International
- (2) TCBY Classic
- (3) TCBY Tipoff Tournament
- ^ TAAC Tournament (Barton Coliseum)
- & National Invitation Tournament (Barton Coliseum)
- \$ NIT (Pine Bluff, Ark.)
- § NIT Semis @ Madison Square Garden

1987-88 • 24-7 (15-3 TAAC) • Mike Newell

<b>Record:</b>	<b>Overall</b>	<b>Home</b>	<b>Away</b>	<b>Neutral</b>
All Games	24-7	15-1	8-4	1-2
Conference	15-3	8-1	7-2	-
Non-Conference	9-4	7-0	1-2	1-2

Date	Opponent	Result
N20	at Purdue	L 88-102
D4	at Colorado	W 62-57
D9	Sam Houston State	W 87-58
D10	UT-El Paso	W 68-65
D14	Mississippi Valley St.	W 83-65
D16	at Arizona	L 53-77
D19	Stephen F. Austin (1)	W 93-66
D20	SE Louisiana (1)	W 83-51
D29	Arkansas State	W 59-55
J2	Houston Baptist (2) *	W 70-63
J4	Centenary (2) *	W 71-61
J9	Samford *	W 87-72
J14	at UT-San Antonio *	W 74-65
J16	at Hardin-Simmons *	W 90-86
J21	Georgia State *	W 92-86
J23	Mercer *	W 77-59
J28	at Georgia Southern *	L 48-57
J30	at Stetson *	L 68-86
F4	at Houston Baptist *	W 78-73
F6	at Centenary *	W 91-90
F8	Loyola (Ill.)	W 94-83
F13	at Samford *	W 72-62
F18	UT-San Antonio *	W 74-70 (ot)
F20	Hardin-Simmons *	W 85-75
F25	at Georgia State *	W 71-62
F27	at Mercer *	W 84-78
M3	Georgia Southern *	L 58-75
M5	Stetson *	W 125-81
M10	vs. Centenary ^	W 99-71
M11	vs. UT-San Antonio ^	L 75-101
M17	vs. Louisiana Tech &	L 56-66

NUMERICAL ROSTER

#	Player	GP-GS	Min—Avg	—TOTAL—			—3-PTS—			—REBOUNDS—				PF	FO	A	TO	Blk	Stl	Pts	Avg
				FG-FGA	Pct	3FG-FGA	Pct	FT-FTA	Pct	Off	Def	Tot	Avg								
11	Scott, James	31-30	177-459	.386	62-176	.352	81-126	.643	56	60	106	3.4	55	1	96	70	28	4	497	16.0	
34	Bell, Johnnie	31-26	190-340	.559	0-0	.000	88-119	.739	104	142	246	7.9	117	6	28	76	25	18	468	15.1	
32	Dawn, James	28-28	165-356	.463	15-39	.385	73-100	.730	87	127	214	7.6	63	1	79	38	34	6	418	14.9	
53	Cummings, Jeff	31-28	122-204	.598	0-0	.000	48-76	.632	123	128	251	8.1	106	3	10	38	34	6	292	9.4	
54	Hoges, Daron	31-6	104-223	.466	0-0	.000	59-74	.797	68	90	158	5.1	73	4	5	37	26	5	267	8.6	
03	Brown, Juric	31-27	64-149	.430	12-34	.353	66-81	.815	13	53	66	2.1	85	2	180	59	3	77	206	6.6	
45	Covington, Mike	7-1	16-26	.615	0-0	.000	7-12	.583	7	14	21	3.0	15	0	4	8	3	0	39	5.6	
22	Morgan, Freddie	26-1	41-109	.376	9-31	.290	23-42	.548	20	32	52	2.0	29	0	30	23	6	1	114	4.4	
25	Francis, Wendall	18-3	14-44	.318	0-5	.000	6-7	.857	13	13	26	1.4	17	0	1	12	1	0	34	1.9	
12	Jordan, Lonnie	25-2	20-58	.345	2-13	.154	8-17	.471	8	16	24	0.9	17	0	10	13	10	0	50	2.0	
04	Springer, Paul	24-1	11-29	.379	0-0	.000	1-5	.200	1	11	12	.5	11	0	35	18	11	0	23	0.9	
33	Gilliam, Derrick	3-0	1-1	1.000	0-0	.000	0-0	.000	2	2	4	1.3	1	0	0	2	1	0	2	0.7	
20	Lemon, Gibby	6-1	1-5	.200	0-2	.000	1-3	.333	2	2	4	.7	0	0	1	0	2	0	3	0.5	
42	Arnold, David	6-1	0-0	.000	0-0	.000	1-2	.500	1	0	1	.2	2	0	0	0	0	0	1	0.2	
<b>TEAM</b>																					
TOTAL	31-155	927-2004	.463	100-300	.333	462-664	.696	505	680	1279	41.3	591	17	479	411	248	50	2416	77.9		
OPPONENTS	31-155	818-1774	.461	143-358	.399	439-639	.687	306	615	1007	32.5	557	18	414	498	172	69	2218	71.5		

NUMERICAL ROSTER

NO.	NAME	POS.	HT.	WT.	YR.-EXP.	HOMETOWN/PREVIOUS SCHOOL
03	Brown, Juric	G	5-10	165	Jr.-1L	Grand Prairie, Texas/Butler County CC
04	Springer, Paul	G	6-1	158	Jr.-2L	Fort Wayne, Ind./Northrop HS
10	Brown, Carl	G	5-11	170	So.-TR	Detroit, Mich./Eastern Michigan
11	Scott, James	G	6-2	175	Fr.-HS	Gary, Ind./Roosevelt HS
12	Jordan, Lonnie	G	6-4	178	Fr.-HS	Cincinnati, Ohio/Cincinnati Woodward
20	Lemon, Gibby	G	6-1	170	Sr.-HS	North Little Rock, Ark.
22	Morgan, Freddie	G	6-3	188	Jr.-TR	Jackson, Miss./Mary Holmes College
25	Francis, Wendall	F	6-7	195	Jr.-TR	St. Martinsville, La./Delgado College
32	Dawn, James	F	6-6	202	Sr.-1L	Amarillo, Texas/Western Texas JC
33	Gilliam, Derrick	G	6-6	185	Jr.-TR	Lansing, Mich./Highland Park CC
34	Bell, Johnnie	F	6-8	225	Jr.-TR	Detroit, Mich./Highland Park CC
42	Arnold, David	F	6-6	185	Jr.-HS	Little Rock, Ark.
44	Jones, Tony	C	7-1	250	Fr.-HS	Rochester, Ind./Rochester HS
45	Covington, Michael	C	6-10	227	Jr.-1L	Atlanta, Ga./Decatur HS
53	Cummings, Jeff	C	6-11	247	So.-1L	Tupelo, Miss./Tupelo HS
54	Hoges, Daron	C	6-10	225	Jr.-1L	Macon, Ga./Northeast HS

SEASON NOTES

1988-89 • 23-8 (14-4 TAAC) • Mike Newell

<b>Record:</b>	<b>Overall</b>	<b>Home</b>	<b>Away</b>	<b>Neutral</b>
All Games	23-8	17-1	5-6	1-1
Conference	14-4	10-1	4-3	-
Non-Conference	9-4	7-1	1-3	1-1

Date	Opponent	Result
N30	Houston	W 100-67
D5	Texas Southern	W 114-79
D8	Colorado	W 89-66
D9	vs. USC (1)	W 94-86
D10	at Illinois (1)	L 88-107
D14	at Indiana	L 77-105
D17	Stetson *	W 88-70
D19	Georgia Southern *	W 94-74
D22	at Oklahoma	L 96-115
D30	Southern (2)	W 112-104
D31	Marshall (2)	W 89-79
J5	at UTSA *	L 73-74
J7	at Hardin-Simmons *	W 97-77
J12	Houston Baptist *	W 112-73
J14	Centenary *	W 113-83
J21	at Samford *	W 87-84
J26	at Georgia State *	W 102-91
J28	at Mercer *	W 103-82
F2	Hardin-Simmons *	W 117-80
F4	UTSA *	W 94-78
F9	at Centenary *	L 113-114 (ot)
F11	Houston Baptist *	W 76-64
F18	Samford *	W 73-62
F23	Mercer *	L 72-75
F25	Georgia State *	W 107-79
M2	at Stetson *	L 78-87
M4	at Georgia Southern *	W 80-63
M7	UTSA ^	W 82-79
M8	Stetson ^	W 60-59
M9	Centenary ^	W 100-72
M16	vs. Louisville!	L 71-76

NUMERICAL ROSTER

#	Player	GP-GS	Min—Avg	—TOTAL—			—3-PTS—			—REBOUNDS—				PF	FO	A	TO	Blk	Stl	Pts	Avg
				FG-FGA	Pct	3FG-FGA	Pct	FT-FTA	Pct	Off	Def	Tot	Avg								
34	Bell, Johnnie	31-31	N/A—29.2	200-367	.545	0-2	.000	143-194	.737	120	176	296	9.5	105	8	32	73	32	34	543	17.5
32	Brown, Carl	31-30	N/A—31.8	164-364	.451	57-148	.385	89-117	.767	15	49	64	2.1	82	2	163	75	2	47	474	15.3
11	Scott, James	30-24	N/A—31.1	154-348	.443	40-105	.381	87-118	.737	46	56	102	3.4	70	1	101	58	10	22	435	14.5
25	Owens, Derrick	31-20	N/A—24.5	155-308	.503	22-66	.333	57-78	.731	47	77	124	4.0	97	2	49	50	7	33	401	12.9
53	Cummings, Jeff	30-26	N/A—24.0	114-227	.502	0-2	.000	91-147	.619	118	122	240	8.0	89	5	24	48	23	24	319	10.6
22	Morgan, Freddie	30-8	N/A—18.9	91-214	.425	37-94	.394	57-74	.770	44	68	112	3.7	36	0	47	32	0	17	276	9.2
20	Hynes, Mike	26-4	N/A—11.2	56-120	.467	11-31	.355	8-19	.421	36	28	64	2.5	18	0	26	12	2	12	131	5.0
54	Hoges, Darron	30-4	N/A—16.2	60-119	.504	0-0	.000	30-40	.750	50	71	121	4.0	51	3	6	26	14	11	150	5.0
44	Womack, James	16-0	N/A—9.8	19-35	.543	0-0	.000	9-16	.563	13	19	32	2.0	23	0	1	10	2	5	47	2.9
33	Williams, Count	21-2	N/A—8.1	25-51	.490	0-0	.000	9-18	.500	15	34	49	2.3	38	1	4	18	0	6	59	2.8
04	Springer, Paul	25-7	N/A—9.0	6-20	.300	0-0	.000	11-18	.611	4	12	16	0.6	17	0	68	12	1	13	23	0.9
10	Johnson, Jason	6-0	N/A—1.3	1-2	.500	0-0	.000	3-5	.600	1	2	3	0.5	1	0	0	1	0	0	5	0.9
12	Johnson, Jon	6-0	N/A—1.3	0-2	.000	0-1	.000	0-2	.000	0	0	0	0.0	0	0	0	0	0	0	0	0.0
<b>TEAM</b>																					
TOTAL		31		1045-2178	.480	167-449	.372	594-843	.705	551	791	1342	43.3	595	22	521	415	93	224	2851	92.0
OPPONENTS		31		945-2038	.464	155-417	.361	483-699	.691	439	765	1204	38.8	641	22	430	484	108	137	2507	80.9

NUMERICAL ROSTER

NO.	NAME	POS.	HT.	WT.	YR-EXP.	HOMETOWN/PREVIOUS SCHOOL
03	Brown, Juric!	G	6-1	170	Sr.-2L	Grand Prairie, Texas/Butler County CC
04	Springer, Paul	G	6-2	175	Sr.-3L	Fort Wayne, Ind./Nothop
10	Johnson, Jason	G	5-11	170	Fr.-HS	Jacksonville, Ark./Jacksonville
11	Scott, James	G	6-2	180	So.-1L	Gary, Ind./Roosevelt
12	Johnson, Jon	G	5-11	170	Fr.-HS	Jacksonville, Ark./Jacksonville
20	Hynes, Mike	G	6-4	185	Jr.-JC	Kansas City, Kan./Schlagle
22	Morgan, Freddie	G	6-2	195	Sr.-1L	Jackson, Miss./Jim Hill
25	Owens, Derrick	F	6-3	195	Jr.-JC	Gary, Ind./Wirt
32	Brown, Carl	G	5-10	170	So.-TR	Detroit, Mich./Renaissance
33	Williams, Count	F	6-6	220	Jr.-JC	Baltimore, Md./Northwestern
34	Bell, Johnnie	C	6-6	225	Sr.-1L	Detroit, Mich./St. Martin DePorres

SEASON NOTES

1989 NCAA Tournament  
 1989 TAAC Tournament Champions  
 Fourth straight postseason appearance  
 Mike Newell - TAAC Coach of the Year  
 Johnnie Bell - 1st Team All-TAAC, NABC All-District  
 Carl Brown - 1st Team All-TAAC  
 James Scott - All-TAAC HM  
 ! Juric Brown sat out the 1988-89 season as a redshirt

SCHEDULE NOTES

(1) Illini Classic  
 (2) TCBY Classic  
 ^ TAAC Tournament (Barton Coliseum)  
 ! NCAA Midwest Regional First Round at Indianapolis

1989-90 • 20-10 (12-4 TAAC) • Mike Newell

<b>Record:</b>	<b>Overall</b>	<b>Home</b>	<b>Away</b>	<b>Neutral</b>
All Games	20-10	12-3	6-4	2-3
Conference	12-4	7-1	5-3	0-0
Non-Conference	8-6	5-2	1-1	2-3

Date	Opponent	Result
N29	Stephen F. Austin	W 118-60
D2	UTEP (1)	W 85-62
D9	at Samford *	W 92-71
D16	vs. St. Mary's (2)	W 91-69
D17	vs. Louisiana Tech (2)	L 83-93
D21	Southern	L 95-104
D29	vs. Princeton (3)	L 56-59
D30	vs. San Jose State (3)	W 90-80
J4	Georgia Southern *	W 70-66
J6	Stetson *	W 64-62
J9	at Oklahoma	L 81-134
J13	at Centenary *	L 111-113
J18	Mercer *	W 65-48
J20	Georgia State *	W 110-87
J25	at Hardin-Simmons *	W 84-77
J27	at UTSA *	L 104-107
J29	at Stephen F. Austin *	W 75-69
F1	at Stetson *	W 92-89
F3	at Georgia Southern *	L 72-97
F8	Centenary *	L 72-83
F15	at Georgia State *	W 102-57
F17	at Mercer *	W 82-70
F22	Hardin-Simmons *	W 99-87
F24	UTSA *	W 87-84
F28	Xavier	L 73-84
M3	Samford *	W 77-70
M6	Hardin-Simmons ^	W 91-68
M7	UTSA ^	W 99-83
M8	Centenary ^	W 105-95
M15	vs. Nevada-Las Vegas!	L 72-102

NUMERICAL ROSTER

#	Player	GP-GS	Min—Avg	—TOTAL—			—3-PTS—			—REBOUNDS—				PF	FO	A	TO	Blk	Stl	Pts	Avg
				FG-FGA	Pct	3FG-FGA	Pct	FT-FTA	Pct	Off	Def	Tot	Avg								
32	Brown, Carl	26-23	837—32.2	147-328	.448	66-156	.423	117-143	.818	11	60	71	2.7	58	1	109	66	2	30	478	18.4
23	Owens, Derrick	30-25	914—30.5	169-395	.428	33-106	.311	76-116	.655	46	99	145	4.8	76	0	113	59	13	44	447	14.9
21	Wade, Rod	30-29	884—29.5	124-252	.492	1-11	.091	133-185	.719	95	125	220	7.3	112	6	37	73	10	39	382	12.7
11	Scott, James	29-26	982—33.9	120-275	.436	22-75	.293	106-161	.658	71	98	169	5.8	77	1	109	81	8	40	368	12.7
44	Womack, James	30-23	902—30.1	146-305	.479	1-2	.500	83-115	.722	101	138	239	8.0	116	3	17	55	8	17	376	12.5
30	Hall, David	23-4	329—14.3	65-146	.445	29-63	.460	23-27	.852	19	40	59	2.6	31	0	20	12	2	6	182	7.9
22	Hall, Derrick	23-4	323—14.0	45-126	.357	20-60	.333	46-66	.697	28	25	53	2.3	38	0	26	28	4	19	156	6.8
53	Cummings, Jeff	11-3	186—16.9	15-34	.441	0-0	.000	22-32	.688	24	29	53	4.8	31	2	3	13	2	5	52	4.7
33	Booker, Dwayne	19-0	199—10.5	31-76	.408	0-0	.000	26-39	.667	24	31	55	2.9	42	2	14	13	6	2	88	4.6
03	Brown, Juric	9-5	176—19.5	11-28	.393	3-13	.231	15-18	.833	1	10	11	1.2	20	0	31	8	2	20	40	4.4
54	Jones, Tony	17-7	205—12.1	13-26	.500	0-0	.000	11-22	.500	24	21	45	2.6	47	2	1	11	11	2	37	2.2
12	Johnson, Jon	1-0	1—1.0	0-0	.000	0-0	.000	0-3	.667	0	1	1	1.0	1	0	0	1	0	0	2	2.0
10	Johnson, Jason	2-0	2—1.0	0-0	.000	0-0	.000	0-0	.000	0	0	0	0.0	0	0	1	0	0	1	2	1.0
34	Tooley, Johnny	5-0	13—2.6	0-3	.000	0-0	.000	0-1	.000	2	1	3	0.6	2	0	0	0	0	0	0	0.0
<b>TEAM</b>																					
TOTAL		30		886-1994	.444	176-487	.361	658-925	.711	450	799	1249	41.6	651	18	472	424	64	214	2606	86.9
OPPONENTS		30		861-1836	.469	159-436	.365	550-809	.680	372	818	1190	39.7	600	10	440	540	99	141	2431	81.0

NUMERICAL ROSTER

NO.	NAME	POS.	HT.	WT.	YR-EXP.	HOMETOWN/PREVIOUS SCHOOL
03	Brown, Juric	G	6-0	165	Sr.-2L	Grand Prairie, Texas/Grand Prairie
10	Johnson, Jason	G	5-10	160	So.-1L	Jacksonville, Ark./Jacksonville
11	Scott, James	G	6-2	175	Jr.-2L	Gary, Ind./Roosevelt
12	Johnson, Jon	G	5-10	160	So.-1L	Jacksonville, Ark./Jacksonville
22	Hall, Derrick	G	6-4	175	Fr.-HS	Detroit, Mich./Mackenzie
23	Owens, Derrick	G	6-4	200	Sr.-1L	Gary, Ind./Wirt
30	Hall, David	F/G	6-5	190	Fr.-HS	Hammond, Ind./Hammond
32	Brown, Carl	G	5-10	180	Sr.-1L	Detroit, Mich./Renaissance
33	Booker, Dwayne	F	6-7	215	Jr.-TR	Little Rock, Ark./Hall, Three Rivers JC
34	Tooley, Johnny	F	6-9	210	Fr.-HS	Francisco, Ind./Princeton
42	Grant, Erik	F	6-9	210	Fr.-HS	Hobart, Ind./Hobart
44	Womack, James	F	6-6	200	So.-1L	Detroit, Mich./St. Martin DePorres
45	Wade, Rod	F	6-7	215	So.-RS	Minneapolis, Minn./North, Wisconsin Parkside
53	Cummings, Jeff	C	6-11	270	Sr.-3L	Tupelo, Miss./Tupelo
54	Jones, Tony	C	7-2	240	So.-TR	Rochester, Ind./Rochester, Westark JC

SEASON NOTES

1990 NCAA Tournament  
 1990 TAAC Tournament Champions  
 Fifth straight postseason appearance  
 Carl Brown - 1st Team All-TAAC  
 Derrick Owens - 2nd Team All-TAAC  
 James Scott - All-TAAC HM

SCHEDULE NOTES

(1) TCBY Tip-Off  
 (2) Phenix Ball Tournament (Tokyo, Japan)  
 (3) Michigan State Cutlass Classic  
 \* TAAC game  
 ^ TAAC Tournament (Barton Coliseum)  
 ! NCAA Tournament (Salt Lake City, Utah)

1990-91 • 10-20 (6-8 TAAC) • Jim Platt

<b>Record:</b>	<b>Overall</b>	<b>Home</b>	<b>Away</b>	<b>Neutral</b>
All Games	10-20	4-7	3-12	3-1
Conference	6-8	0-2	3-4	0-2
Non-Conference	7-12	4-4	0-7	3-1

Date	Opponent	Result
N26	Arkansas State	W 59-56
N28	at TCU	L 58-72
D1	Louisiana Tech	L 63-68
D5	Jackson State	L 66-71
D7	vs. Sacramento State (1) W	67-60
D8	at Marquette (1)	L 72-83
D15	at Illinois	L 72-83
D17	at UTEP	L 77-80
D20	Austin Peay	L 82-97
D27	Jackson State	L 66-69
D29	at Arkansas State	L 60-73
J2	at Louisiana Tech	L 63-75
J10	Georgia State *	W 75-67
J12	Mercer *	W 96-60
J14	Samford *	W 68-53
J17	at UTSA *	L 84-90
J19	at Centenary *	L 75-77
J23	at Austin Peay	L 77-85
J31	vs. GA Southern (at UAPB) * L	75-82
F2	vs. Stetson (at UAPB) *	L 61-69
F7	at Georgia State *	W 81-66
F9	at Mercer *	W 54-40
F14	UTSA *	L 74-83 (ot)
F16	Centenary *	L 83-90
F21	at Samford *	W 96-80
F28	at Georgia Southern *	L 88-91 (ot)
M2	at Stetson *	L 74-89
M5	vs. Georgia Southern ^	W 70-65
M6	vs. Centenary ^	W 80-73
M7	vs. Georgia State ^	L 60-80

NUMERICAL ROSTER

#	Player	GP-GS	Min—Avg	--TOTAL--			--3-PTS--			--REBOUNDS--				PF	FO	A	TO	Blk	Stl	Pts	Avg	
				FG-FGA	Pct	3FG-FGA	Pct	FT-FTA	Pct	Off	Def	Tot	Avg									
11	Scott, James	28-24	918—32.8	143-332	.431	48-132	.364	97-171	.564	29	94	123	4.4	89	2	117	95	2	46	431	15.4	
44	Womack, James	30-27	885—29.5	134-292	.459	0-0	.000	56-81	.691	107	131	238	7.9	105	3	30	61	5	24	324	10.8	
32	Hall, Derrick	29-16	586—20.2	100-243	.412	31-91	.341	66-85	.776	27	54	81	2.8	41	0	34	49	2	24	297	10.2	
23	Robinson, Cordell	20-3	198—9.9	9-35	.257	7-20	.350	8-14	.571	0	19	19	0.9	18	0	21	14	1	7	33	9.9	
21	Wade, Rod	30-22	750—25.0	96-221	.434	1-8	.125	87-135	.644	70	85	155	5.2	127	8	20	67	6	40	280	9.3	
34	Rogers, C	19-0	393—20.7	64-126	.508	0-0	.000	31-56	.554	73	59	132	6.9	62	1	22	30	38	11	159	8.4	
22	Greene, Robert	20-9	418—20.9	57-149	.383	13-44	.295	19-21	.905	25	47	72	3.6	36	0	27	33	1	16	146	7.3	
03	Redmon, David	23-6	370—16.1	50-130	.385	38-86	.442	11-14	.786	4	25	29	1.3	26	1	28	40	5	23	149	6.5	
40	Caldwell, Erskine	29-22	542—18.7	52-99	.525	0-0	.000	32-46	.696	49	76	125	4.3	64	2	4	36	16	16	136	4.6	
30	Hall, David	6-2	87—14.5	9-32	.281	3-14	.214	6-8	.750	3	2	5	0.8	4	0	2	5	1	0	27	4.5	
04	Banks, Jamar	24-8	247—10.3	36-80	.450	6-19	.316	22-35	.629	9	36	45	1.9	33	0	56	50	0	16	100	4.2	
20	Erickson, Darren	11-7	217—19.7	6-16	.375	4-9	.444	19-26	.731	6	18	24	2.2	12	0	40	17	0	12	34	3.1	
42	Grant, Erik	5-0	18—3.5	3-4	.750	0-0	.000	2-3	.667	4	3	7	1.4	4	0	0	0	2	2	8	1.6	
54	Jones, Tony	21-3	141—6.7	13-27	.481	0-0	.000	5-11	.455	8	23	31	1.5	45	4	0	8	6	0	31	1.5	
<b>TEAM</b>																						
TOTAL		30		769-1780	.431	151-423	.358	459-704	.652	449	732	1170	39.0	666	23	401	508	83	223	2148	71.6	
OPPONENTS		30		743-1706	.435	155-417	.372	578-851	.679	377	682	1059	35.3	613	12	388	446	89	175	2219	74.0	

NUMERICAL ROSTER

NO.	NAME	POS.	HT.	WT.	YR-EXP.	HOMETOWN/PREVIOUS SCHOOL
03	Redmon, David	G	6-4	160	Fr.-HS	Valparaiso, Ind./Valparaiso
04	Banks, Jamar	G	5-11	180	So.-HS	Hammond, Ind./Bishop Noll
11	Scott, James	G	6-1	175	Sr.-3L	Gary, Ind./Roosevelt
20	Erickson, Darren	G	5-11	180	Fr.-HS	Fort Worth, Texas/Boswell
21	Wade, Rod	F	6-6	210	Jr.-1L	Minneapolis, Minn./North
22	Greene, Robert	G	6-2	175	Jr.-JC	Rochester, Mich./Coffeyville JC
23	Robinson, Cordell	G	6-1	185	Fr.-HS	Oak Park, Ill./Forest Park
30	Hall, David	F	6-5	205	So.-1L	Hammond, Ind./Hammond
32	Hall, Derrick	G	6-3	185	So.-1L	Detroit, Mich./Mackenzie
40	Caldwell, Erskine	C	6-7	220	Jr.-JC	Memphis, Tenn./Westark
42	Grant, Erik	F	6-8	235	Fr.-RS	Hobart, Ind./Hobart
44	Womack, James	C/F	6-5	195	Jr.-2L	Detroit, Mich./DePorres
54	Jones, Tony	C	7-0	230	Jr.-1L	Princeton, Ind./Princeton

SEASON NOTES

James Scott - All-TAAC Honorable Mention

SCHEDULE NOTES

(1) Marquette First Bank Classic

\* TAAC game

^ TAAC Tournament (DeLand, Fla.)

1991-92 • 18-12 (9-7 SBC) • Jim Platt

<b>Record:</b>	<b>Overall</b>	<b>Home</b>	<b>Away</b>	<b>Neutral</b>
All Games	18-12	11-3	5-8	2-1
Conference	9-7	6-2	3-5	-
Non-Conference	9-5	5-1	2-3	2-1

Date	Opponent	Result
N23	Alcorn State	W 82-74
N26	at Kansas	L 80-91
N30	at Arkansas State *	L 60-65
D4	Grambling State	W 83-67
D7	Jacksonville *	W 75-72
D9	at Alcorn State	L 75-86
D18	Lewis	W 91-79
D21	Arkansas State *	L 79-82
D28	at UT-Pan American (1) *	W 2-0
D30	SE Missouri State	W 85-77 (ot)
J4	Lamar *	W 83-73
J9	at Louisiana Tech *	L 71-94
J11	Texas Christian	L 69-84
J16	South Alabama *	W 85-74
J18	New Orleans *	W 72-61
J23	at Prairie View A&M	W 86-56
J25	at Western Kentucky *	L 58-72
J28	at Grambling State	W 63-61
F1	at Central Florida *	L 71-79
F3	at SE Missouri State	L 78-80
F6	UT-Pan American *	W 74-64
F9	at South Alabama *	W 79-72
F13	Prairie View A&M	W 84-45
F15	Southwestern La. *	L 75-85
F20	at Lamar *	L 71-93
F27	Western Kentucky *	W 82-78
F29	at Jacksonville *	W 71-67
M5	vs. UT-Pan American ^	W 65-53
M6	vs. Arkansas State ^	W 46-45
M7	vs. Southwestern La. ^	L 61-64

NUMERICAL ROSTER

#	Player	GP-GS	Min—Avg	--TOTAL--			--3-PTS--			--REBOUNDS--				PF	FO	A	TO	Blk	Stl	Pts	Avg	
				FG-FGA	Pct	3FG-FGA	Pct	FT-FTA	Pct	Off	Def	Tot	Avg									
03	Martin, Tony	29-23	919—31.7	188-416	.452	47-108	.435	123-162	.759	61	94	155	5.3	98	4	61	80	3	31	546	18.8	
21	Wade, Rod	29-27	899—31.0	158-305	.518	9-30	.300	128-168	.762	53	106	159	5.5	94	1	51	82	6	37	453	15.6	
22	Greene, Robert	30-26	995—33.2	134-291	.460	43-93	.462	68-88	.773	32	93	125	4.2	69	1	91	60	2	55	379	12.6	
34	Chime, Tony	30-16	699—23.3	101-179	.564	0-1	.000	52-77	.675	71	105	176	5.9	82	2	12	56	39	20	254	8.5	
20	Summers, Fred	30-12	632—21.1	75-193	.389	34-98	.347	11-20	.550	10	49	59	2.0	45	0	84	66	0	21	195	6.5	
44	Womack, James	3-3	81—27.0	8-20	.400	0-0	.000	3-7	.429	4	7	11	3.7	12	1	3	6	0	3	19	6.3	
40	Caldwell, Erskine	29-14	630—21.7	57-131	.435	0-0	.000	23-39	.590	61	89	150	5.2	66	2	10	31	33	12	137	4.7	
54	Sahr, Bob	30-17	513—17.1	44-94	.468	0-3	.000	23-42	.548	33	63	96	3.2	92	6	24	39	12	20	111	3.7	
23	Robinson, Cordell	7-7	178—25.4	8-21	.381	4-14	.286	4-11	.364	0	16	16	2.3	14	0	33	16	2	8	24	3.4	
04	Banks, Jamar	17-4	303—17.8	13-34	.382	0-6	.000	29-37	.784	6	12	18	1.1	25	0	41	17	3	11	55	3.2	
33	Glenn, John	3-0	16—5.3	4-9	.444	0-3	.000	0-0	.000	2	1	3	1.0	1	0	1	2	0	0	8	2.7	
J4	Matthews, Ara	7-1	37—5.3	4-12	.333	0-0	.000	2-8	.250	2	12	14	2.0	2	0	2	5	0	2	10	1.4	
42	Caltron, Jarvis	15-1	123—8.2	5-20	.250	0-0	.000	7-18	.389	5	11	16	1.1	8	0	0	12	1	2	17	1.1	
<b>TEAM</b>																						
TOTAL		30	6025	799-1725	.463	137-356	.385	473-677	.699	340	658	1099	36.6	608		413	472	101	222	2208	73.6	
OPPONENTS		30	6025	770-1743	.442	146-399	.366	462-675	.684	374	651	1025	34.2	598		397	446	87	213	2148	71.6	

NUMERICAL ROSTER

NO.	NAME	POS.	HT.	WT.	YR-EXP.	HOMETOWN/PREVIOUS SCHOOL
03	Martin, Tony	F	6-5	205	Jr.-JC	Fort Worth, Texas/Odessa JC
04	Banks, Jamar	G	5-10	180	Jr.-1L	Hammond, Ind./Noll
20	Summers, Fred	G	5-11	160	Fr.-HS	Memphis, Tenn./Southside
21	Wade, Rod	F	6-6	210	Sr.-2L	Minneapolis, Minn./North
22	Greene, Robert	G	6-3	165	Sr.-1L	Rochester, Mich./Catholic
23	Robinson, Cordell	G	6-1	185	So.-1L	Oak Park, Ill./Rv. Forest
30	Matthews, Ara	F	6-6	185	Fr.-HS	Chattanooga, Tenn./City
33	Glenn, John	G	6-2	185	Jr.-JC	Leeds, Ala./S. Union JC
34	Chime, Tony	F	6-6	190	Fr.-HS	Houston, Texas/Madison
40	Caldwell, Erskine	C	6-8	225	Sr.-1L	Memphis, Tenn./Trezvant
42	Caltron, Jarvis	F	6-6	225	Fr.-HS	Memphis, Tenn./Hilcrest
44	Womack, James	F	6-4	190	Sr.-3L	Detroit, Mich./DePorres
54	Sahr, Bob	C	6-9	225	Jr.-JC	Pickerington, Ohio/Panola

SEASON NOTES

Tony Chime - Sun Belt Freshman of the Year

Tony Martin - All-Sun Belt Conference

First season in the Sun Belt Conference

SCHEDULE NOTES

(1) UTPA won game 55-54 but forfeited

^ Sun Belt Conference Tournament (Biloxi, Miss.)

1992-93 • 15-12 (10-8 SBC) • Jim Platt

<b>Record:</b>	<b>Overall</b>	<b>Home</b>	<b>Away</b>	<b>Neutral</b>
All Games	15-12	10-2	5-7	0-3
Conference	10-8	8-3	3-5	0-0
Non-Conference	5-5	4-0	1-2	0-3

Date	Opponent	Result
D1	Delta State	W 63-59
D4	vs. Idaho (1)	L 54-64
D5	vs. Tennessee State (1)	L 60-62
D8	Grambling State	W 70-59
D16	Tenn-Martin	W 88-58
D19	South Alabama *	L 62-86
D22	at Florida State	L 64-95
D29	at Grambling State	W 75-63
J2	Arkansas State *	W 76-64
J7	New Orleans *	L 62-78
J9	at Lamar *	L 60-80
J14	at WKU *	L 56-92
J16	SW Louisiana *	W 73-71
J18	Jacksonville *	W 66-59
J21	at UT-PA *	W 77-70
J25	at SW Louisiana *	L 74-88
J30	at Jacksonville *	W 77-61
F1	Louisiana Tech *	W 63-58
F6	at Arkansas State *	L 53-82
F11	Lamar *	W 84-76
F13	South Alabama *	W 85-79
F18	at Louisiana Tech *	W 67-60
F20	Tennessee-Martin	W 81-67
F25	at No. 19 New Orleans *	L 60-86
F27	UTPA *	W 78-66
M1	Western Kentucky *	L 71-78
M6	vs. Arkansas State ^	L 60-74

NUMERICAL ROSTER

#	Player	GP-GS	Min—Avg	—TOTAL—			—3-PTS—			—REBOUNDS—				PF	FO	A	TO	Blk	Stl	Pts	Avg
				FG-FGA	Pct	3FG-FGA	Pct	FT-FTA	Pct	Off	Def	Tot	Avg								
03	Martin, Tony	26-23	797—30.7	161-359	.448	48-125	.384	129-171	.754	42	102	144	5.5	85	5	52	97	2	26	499	19.2
32	Hall, Derrick	24-9	498—20.8	83-242	.343	40-110	.364	70-90	.778	21	45	66	2.8	43	1	17	52	3	19	276	11.5
34	Chime, Tony	26-19	719—27.7	108-194	.557	1-1	1.000	42-65	.646	69	91	160	6.2	73	1	22	56	31	34	259	10.0
10	Fisher, Derek	27-22	749—27.7	57-138	.413	9-31	.290	71-92	.772	22	67	89	3.3	71	2	92	50	3	39	194	7.2
20	Summers, Fred	25-6	403—16.1	58-156	.372	23-78	.295	13-21	.619	9	31	40	1.6	41	2	37	48	0	23	152	6.1
55	Rodriguez, Alex	27-19	500—18.5	56-131	.427	1-4	.250	36-54	.667	46	68	114	4.2	63	0	10	41	13	20	149	5.5
54	Sahr, Bob	25-6	395—15.8	47-93	.505	0-0	.000	23-38	.605	20	44	64	2.6	59	0	14	27	6	6	117	4.7
44	Stein, Alan	26-8	399—15.3	32-50	.640	0-0	.000	7-16	.438	32	49	81	3.1	46	0	14	24	11	7	71	2.7
04	Banks, Jamar	27-18	589—21.8	14-37	.378	0-9	.000	31-35	.886	5	52	57	2.1	36	0	78	39	2	21	59	2.2
11	Griffin, LaRue	20-2	109—5.5	10-21	.476	4-10	.400	6-10	.600	2	11	13	0.7	25	0	8	23	0	5	30	1.5
22	Belleton, Larry	23-1	117—5.1	12-36	.333	1-2	.500	3-6	.500	4	9	13	0.6	14	1	3	14	0	0	28	1.2
42	Catron, Jarvis	18-2	107—5.9	6-11	.545	0-0	.000	5-11	.455	6	11	17	0.9	13	0	1	4	0	2	17	0.9
53	Malone, Costa	9-0	18—2.0	3-3	1.000	0-0	.000	2-8	.250	3	9	12	1.3	6	0	0	5	2	0	8	0.9
<b>TEAM</b>																					
TOTAL	27	5400	647-1471	.440	127-370	.343	438-617	.710	281	589	942	34.9	575	12	348	480	73	202	1859	68.9	
OPPONENTS	27	5400	657-1500	.438	130-404	.322	491-692	.710	325	606	931	34.5	536	12	339	437	86	209	1935	71.7	

NUMERICAL ROSTER

NO.	NAME	POS.	HT.	WT.	YR.-EXP.	HOMETOWN/PREVIOUS SCHOOL
03	Martin, Tony	G	6-5	205	Sr.-1L	Fort Worth, Texas/Odesa JC
04	Banks, Jamar	G	5-11	180	Sr.-2L	Hammond, Ind./Bishop Noll
10	Fisher, Derek	G	6-1	175	Fr.-HS	Little Rock, Ark./Parkview
11	Griffin, LaRue	G	5-10	170	Jr.-JC	Brent, Ala./Southern Union CC
20	Summers, Fred	G	5-11	165	So.-1L	Memphis, Tenn./Southside
22	Belleton, Larry	F	6-4	175	Jr.-JC	Little Rock, Ark./Garland CC
23	Robinson, Cordell	G	6-1	185	Jr.-1L	Oak Park, Ill./Rv. Forest
32	Hall, Derrick	F	6-4	205	Jr.-2L	Detroit, Mich./MacKenzie
33	Evansingston, Jason	C	6-10	225	Fr.-HS	Forrest City, Ark./Forrest City
34	Chime, Tony	F	6-6	205	So.-1L	Houston, Texas/Madison
42	Catron, Jarvis	F	6-7	225	So.-1L	Memphis, Tenn./Hillcrest
44	Stein, Alan	C	6-10	215	Jr.-JC	Spearville, Kan./Dodge City CC
53	Malone, Costa	C	6-9	290	So.-HS	Atlanta, Ga./Fulton County
54	Sahr, Bob	F	6-9	225	Sr.-1L	Pickerington, Ohio/Panola JC
55	Rodriguez, Alex	F	6-8	255	Jr.-JC	Madrid, Spain/Alvin CC

SEASON NOTES

Tony Martin - All-Sun Belt Conference, NABC 2nd Team All-District  
! Cordell Robinson sat out the 1992-93 season as a redshirt

SCHEDULE NOTES

(1) Southwest Missouri State Tournament (Springfield, Mo.)  
\* Sun Belt Conference game  
^ Sun Belt Conference Tournament (Biloxi, Miss.)

1993-94 • 13-15 (6-12 SBC) • Jim Platt

<b>Record:</b>	<b>Overall</b>	<b>Home</b>	<b>Away</b>	<b>Neutral</b>
All Games	13-15	7-5	5-10	1-0
Conference	6-12	4-5	2-7	-
Non-Conference	7-3	3-0	3-3	1-0

Date	Opponent	Result
N30	Livingston	W 82-75
D4	South Alabama *	L 66-69
D8	at Tennessee	W 69-59
D11	at Kansas	L 63-98
D18	Alcorn State	W 101-50
D21	at Grambling	W 82-65
J3	at Alcorn State	W 81-60
J8	New Orleans *	W 73-70
J10	at Western Kentucky *	L 78-83
J13	Southwestern La *	L 75-86
J15	Louisiana Tech *	W 86-60
J20	at Texas-Pan American *	L 71-80
J22	at Lamar *	W 67-65 (ot)
J26	Jacksonville *	L 76-90
J29	at Arkansas State *	L 54-66
J31	at New Orleans *	L 61-80
F2	at Southwestern La *	L 67-81
F5	at Jacksonville *	L 86-88
F10	Texas-Pan American *	W 75-66
F12	Arkansas State *	L 63-64
F14	at Louisiana Tech *	W 66-62 (ot)
F17	Western Kentucky *	L 62-66
F19	Lamar *	W 81-78
F21	at South Alabama *	L 67-75
F24	at Memphis	L 66-85
F28	Grambling	W 92-66
M4	vs. Lamar ^	W 78-71
M5	at Western Kentucky ^	L 69-72

NUMERICAL ROSTER

#	Player	GP-GS	Min—Avg	—TOTAL—			—3-PTS—			—REBOUNDS—				PF	FO	A	TO	Blk	Stl	Pts	Avg
				FG-FGA	Pct	3FG-FGA	Pct	FT-FTA	Pct	Off	Def	Tot	Avg								
32	Hall, Derrick	28-26	857—30.6	173-443	.391	69-191	.361	127-163	.779	46	112	158	5.6	64	2	39	57	3	42	542	19.4
10	Dixon, Malik	28-17	712—25.4	99-225	.440	22-77	.351	62-84	.738	6	73	79	2.8	78	3	83	69	1	22	287	10.3
04	Fisher, Derek	28-28	888—31.7	94-212	.443	23-55	.418	72-93	.774	30	79	109	3.9	90	8	102	72	0	45	283	10.1
55	Rodriguez, Alex	28-20	687—24.5	81-198	.409	2-10	.200	72-115	.626	83	84	167	6.0	71	2	19	52	13	20	236	8.4
34	Chime, Tony	15-8	27—18.0	45-97	.464	0-1	.000	28-37	.757	37	26	63	4.2	39	3	9	21	10	13	118	7.9
42	Dobbins, Muntrelle	28-9	654—23.4	76-164	.463	0-0	.000	45-95	.474	78	112	190	6.8	85	4	9	47	29	35	197	7.0
40	Robinson, Reggie	28-22	597—21.3	63-124	.508	0-1	.000	14-25	.560	50	62	112	4.0	60	1	12	31	11	12	140	5.0
22	Robinson, Cordell	24-6	539—22.5	30-91	.330	20-61	.328	28-40	.700	7	53	60	2.5	56	1	63	42	1	31	108	4.5
03	Acker, Sean	18-3	202—11.2	24-65	.369	5-22	.227	11-14	.786	14	21	35	1.9	18	0	4	15	1	10	64	3.6
23	Parham, Terrone	22-1	132—6.0	13-49	.265	4-16	.250	21-29	.724	10	7	17	0.8	14	0	8	14	1	3	51	2.3
33	Eansingston, Jason	18-0	80—4.5	7-16	.438	0-0	.000	10-13	.769	10	16	26	1.4	13	0	1	8	4	2	24	1.3
20	Cherne, Rob	9-0	32—3.6	1-8	.125	0-0	.000	5-8	.625	2	1	3	0.3	3	0	0	3	1	0	7	0.8
<b>TEAM</b>																					
TOTAL	28-28	706-1692	.417	150-434	.346	495-716	.691	373	646	1078	38.5	591	24	349	431	75	235	2057	73.5		
OPPONENTS	28-28	691-1570	.440	155-446	.348	493-708	.696	269	625	966	34.5	576	25	386	434	78	190	2030	72.5		

NUMERICAL ROSTER

NO.	NAME	POS.	HT.	WT.	YR.-EXP.	HOMETOWN/PREVIOUS SCHOOL
03	Acker, Sean	G	6-4	185	Fr.-HS	Picayune, Miss./Picayune HS
04	Fisher, Derek	G	6-1	175	So.-1L	Little Rock, Ark./Parkview HS
10	Dixon, Malik	G	6-2	165	Fr.-HS	Chicago, Ill./St. Francis de Sales HS
20	Cherne, Rob	F	6-7	220	So.-TR	Kansas City, Mo./Kansas City, Kan. CC
22	Robinson, Cordell	G	6-1	190	Jr.-1L	Oak Park, Ill./River Forest HS
23	Parham, Terrone	G	6-3	190	Jr.-JC	Matteson, Ill./Illinois Valley CC
30	Stephens, Joe	F	6-7	210	Jr.-JC	Houston, Texas/University of Colorado
32	Hall, Derrick	G/F	6-4	205	Sr.-3L	Detroit, Mich./MacKenzie HS
33	Evansingston, Jason	C	6-10	225	Fr.-HS	Forrest City, Ark./Forrest City HS
34	Chime, Tony	F	6-6	205	Jr.-2L	Houston, Texas/Madison HS
40	Robinson, Reggie	F	6-8	230	Fr.-HS	Selmer, Tenn./McNairy Central HS
42	Dobbins, Muntrelle	F	6-6	210	Fr.-HS	Hot Springs, Ark./Hot Springs HS
55	Rodriguez, Alex	F	6-8	255	Sr.-1L	Madrid, Spain/Alvin, Texas CC

SEASON NOTES

Malik Dixon - Sun Belt Freshman of the Year  
Derrick Hall - All-Sun Belt Conference

SCHEDULE NOTES

^ Sun Belt Conference Tournament (Bowling Green, Ky.)

## 1994-95 • 17-12 (9-9 SBC) • Wimp Sanderson

<b>Record:</b>	<b>Overall</b>	<b>Home</b>	<b>Away</b>	<b>Neutral</b>
All Games	17-12	11-4	5-8	1-0
Conference	9-9	6-3	3-6	0-0
Non-Conference	8-3	5-1	2-2	1-0

Date	Opponent	Result
N26	at Centenary	W 86-77
D3	Abilene Christian	W 117-87
D6	Grambling	W 99-77
D10	Centenary	W 101-69
D19	at Grambling	W 65-62
D21	at Southwest Texas St.	L 65-66
D28	vs. Pepperdine (1)	W 77-62
D29	at Indiana (1)	L 53-77
J5	Louisiana Tech *	L 60-61 (ot)
J7	Jacksonville *	W 75-72
J12	at Louisiana Tech *	L 50-68
J14	at Lamar *	L 89-92 (3ot)
J19	at New Orleans *	L 59-68
J22	at South Alabama *	L 80-84
J26	Texas Pan American *	W 67-54
J28	Arkansas State *	W 66-64
J30	South Alabama *	W 102-94
F2	at USL *	W 62-56
F4	at Texas Pan American *	W 70-58
F9	Lamar *	W 86-70
F11	at Arkansas State *	W 88-56
F16	Western Kentucky *	L 68-70
F18	USL *	W 77-60
F20	New Orleans *	L 74-83
F23	at Western Kentucky *	L 50-81
F27	at Jacksonville *	L 70-86
M4	Jacksonville ^	W 99-76
M5	New Orleans ^	W 64-52
M7	Western Kentucky ^	L 79-82

### NUMERICAL ROSTER

#	Player	GP-GS	Min—Avg	[—TOTAL—]			[—3-PTS—]			[—REBOUNDS—]				PF	FO	A	TO	Blk	Stl	Pts	Avg	
				FG-FGA	Pct	3FG-FGA	Pct	FT-FTA	Pct	Off	Def	Tot	Avg									
24	Dixon, Malik	8-7	251—31.4	64-124	.516	22-51	.416	27-40	.675	8	17	25	3.1	18	1	20	12	1	11	177	22.1	
04	Fisher, Derek	27-24	938—34.7	153-382	.401	43-113	.381	130-180	.722	31	104	135	5.0	61	1	124	70	7	44	479	17.7	
42	Dobbins, Muntrelle	29-23	714—24.6	130-259	.502	0-1	.000	45-98	.459	105	144	249	8.6	86	4	17	47	31	27	305	10.5	
22	Robinson, Cordell	29-23	889—30.7	100-244	.410	33-89	.371	68-121	.562	25	72	97	3.3	89	2	83	54	12	43	301	10.4	
34	Chime, Tony	25-18	631—25.2	83-179	.464	0-0	.000	53-90	.589	84	83	167	6.7	86	4	15	51	10	20	219	8.8	
30	Stephens, Joe	25-12	706—28.2	80-218	.367	15-46	.326	36-61	.590	48	97	145	5.8	66	2	27	43	8	16	211	8.4	
10	Smith, Rod	29-25	659—22.7	71-165	.430	10-29	.345	27-40	.675	28	42	70	2.4	84	5	45	49	22	19	179	6.2	
31	Donaldson, Orlando	24-3	346—11.9	15-45	.333	0-1	.000	43-57	.754	24	54	78	2.7	39	0	6	19	5	9	115	4.0	
03	Parham, Terrone	27-6	277—10.3	26-88	.295	10-42	.238	36-50	.720	16	31	47	1.7	27	0	11	23	1	10	98	3.6	
21	Bess, Ron	21-0	210—10.0	17-58	.293	12-47	.255	9-15	.600	13	24	37	1.8	21	1	10	22	0	10	55	2.6	
40	Robinson, Reggie	24-3	204—8.5	15-45	.333	0-0	.000	6-12	.500	13	32	45	1.9	30	1	5	12	6	3	36	1.5	
32	Starks, Geoffrey	10-0	30—3.0	6-8	.750	0-2	.000	3-6	.500	1	5	6	0.6	8	0	6	4	0	0	15	1.5	
12	Richmond, Kenny	12-0	33—2.8	4-15	.267	0-0	.000	0-2	.000	1	1	2	0.2	8	0	0	1	0	1	8	0.7	
44	Crudup, Tommy	3-0	4—1.3	0-1	.000	0-0	.000	0-0	.000	1	1	2	0.7	2	0	1	0	0	0	0	0.0	
33	Malone, John	5-0	8—1.6	0-2	.000	0-0	.000	0-0	.000	2	3	5	1.0	1	0	0	2	0	0	0	0.0	
<b>TEAM</b>												109										
<b>TOTAL</b>		29	5900	758-1852	.424	145-421	.344	483-772	.626	400	710	1219	42.0	622	21	370	409	103	213	2198	75.8	
<b>OPPONENTS</b>		29	5900	731-1815	.403	157-563	.279	445-703	.633	428	753	1181	40.7	641	21	389	456	93	200	2064	71.2	

### NUMERICAL ROSTER

NO.	NAME	POS.	HT.	WT.	YR.-EXP.	HOMETOWN/PREVIOUS SCHOOL
03	Parham, Terrone	G	6-2	200	Sr.-1L	Matteson, Ill./Rich South HS, Illinois Valley CC
04	Fisher, Derek	G	6-1	200	Jr.-2L	Little Rock, Ark./Parkview HS
05	Stokes, Odell	F	6-6	245	Fr.-HS	Tulsa, Okla./Booker T. Washington HS
10	Smith, Rod	G/F	6-4	175	So.-TR	Greenville, Miss./Greenville HS, Delta CC
12	Richmond, Kenny	G	5-11	185	So.-HS	Hughes, Ark./Hughes HS
21	Bess, Ron	G	6-1	175	Jr.-JC	Toledo, Ohio/Springfield HS, Northeastern Okla. A&M
22	Robinson, Cordell	G	6-1	190	Sr.-2L	Oak Park, Ill./River Forest HS
23	Toney, Brian	G	6-1	205	Jr.-TR	Chidester, Ark./Nevada HS, Southern Arkansas Univ.
24	Dixon, Malik	G	6-1	175	So.-1L	Chicago, Ill./St. Francis de Sales HS
30	Stephens, Joe	F	6-7	210	Jr.-JC	Houston, Texas/North Shore HS, University
31	Donaldson, Orlando	F/C	6-6	215	Jr.-JC	Cincinnati, Ohio/Aiken HS, Sullivan, Ky. College
32	Starks, Geoffrey	G	5-11	160	Fr.-HS	Little Rock, Ark./Central HS
33	Malone, John	G	6-1	175	So.-N/A	Little Rock, Ark./Azusa, California HS
34	Chime, Tony	F	6-6	220	Sr.-3L	Houston, Texas/Madison HS
40	Robinson, Reggie	F	6-8	230	So.-1L	Selmer, Tenn./McNairy Central HS
42	Dobbins, Muntrelle	F	6-6	240	So.-1L	Hot Springs, Ark./Hot Springs HS
44	Crudup, Tommy	F	6-4	175	Fr.-HS	Little Rock, Ark./Oak Grove HS

### SEASON NOTES

Derek Fisher - All-Sun Belt Conference

### SCHEDULE NOTES

- (1) NBD Hoosier Classic (Indianapolis, Ind.)
- \* Sun Belt Conference game
- ^ Sun Belt Conference Tournament (Barton Coliseum)

## 1995-96 • 23-7 (14-4 SBC) • Wimp Sanderson

<b>Record:</b>	<b>Overall</b>	<b>Home</b>	<b>Away</b>	<b>Neutral</b>
All Games	23-7	15-2	8-5	0-0
Conference	14-4	9-0	5-4	0-0
Non-Conference	9-3	6-2	3-1	0-0

Date	Opponent	Result
N25	West Alabama	W 83-61
N27	at Sam Houston State	W 93-89 (ot)
D2	Texas Tech	L 62-71
D9	at Mississippi State	W 70-68
D13	Southwest Texas	W 72-63
D18	at Grambling	W 62-57
D22	William Carey	W 112-77
D30	Arkansas State *	W 95-68
J4	Louisiana Tech *	W 66-60
J6	Western Kentucky *	W 84-76
J11	at New Orleans *	L 65-78
J13	at Lamar *	L 64-73
J17	Grambling	W 91-67
J21	at Western Kentucky *	L 65-83
J25	at LouisianaTech *	W 80-63
J27	Lamar *	W 65-63
J31	South Alabama *	W 72-60
F3	at Arkansas State *	W 84-63
F5	at Jacksonville *	W 89-57
F8	New Orleans *	W 69-66
F10	UTPA *	W 76-72
F15	at SW Louisiana *	L 78-79
F17	at UTPA *	W 55-52
F20	SW Louisiana *	W 87-67
F22	at South Alabama *	W 61-49
F24	Jacksonville *	W 103-77
M2	UTPA ^	W 89-71
M3	Jacksonville ^	W 67-60
M5	New Orleans ^	L 56-57
M13	at Vanderbilt &	L 80-86

### NUMERICAL ROSTER

#	Player	GP-GS	Min—Avg	[—TOTAL—]			[—3-PTS—]			[—REBOUNDS—]				PF	FO	A	TO	Blk	Stl	Pts	Avg	
				FG-FGA	Pct	3FG-FGA	Pct	FT-FTA	Pct	Off	Def	Tot	Avg									
24	Dixon, Malik	30-28	1035—34.5	175-394	.444	67-160	.419	112-136	.824	22	84	106	3.5	73	0	76	74	4	27	535	17.8	
04	Fisher, Derek	30-30	1041—34.7	128-313	.409	50-130	.385	126-169	.746	29	126	155	5.2	64	0	154	81	2	56	437	14.6	
44	Dobbins, Muntrelle	30-28	802—26.7	148-247	.599	0-0	.000	83-148	.561	122	129	251	8.4	102	6	20	45	46	37	379	12.6	
30	Stephens, Joe	30-30	1003—33.4	143-309	.463	6-20	.300	79-106	.745	80	132	212	7.1	59	1	34	49	12	36	371	12.4	
10	Smith, Rod	30-24	661—22.0	67-168	.399	12-34	.353	26-36	.722	16	60	76	2.5	99	6	60	53	15	19	171	5.7	
31	Donaldson, Orlando	27-8	479—17.7	55-98	.561	1-1	1.000	41-58	.707	39	70	109	5.6	57	1	11	20	11	12	152	5.6	
23	Wesley, Marcus	30-0	520—17.3	61-141	.433	17-65	.262	18-28	.643	29	44	73	2.4	52	1	31	40	10	18	156	5.2	
05	Stokes, Odell	12-0	57—4.8	10-19	.526	0-0	.000	1-6	.167	8	8	16	1.3	9	0	0	5	1	1	21	1.8	
11	Chestnut, Andre	12-0	57—4.8	7-15	.467	1-2	.500	5-12	.417	4	3	7	0.6	7	0	5	12	0	2	20	1.7	
15	Crayton, Derrick	25-1	238—9.5	16-32	.500	0-0	.000	7-31	.226	13	32	45	1.8	20	0	11	11	4	3	39	1.6	
33	Malone, John	6-0	14—2.3	1-4	.250	0-3	.000	4-6	.667	2	2	4	0.7	3	0	1	6	0	0	6	1.0	
—	Cross	13-0	79—6.1	2-6	.333	0-0	.000	2-7	.286	4	4	8	0.6	7	0	1	6	2	1	6	0.5	
03	Barnes, Eric	1-0	10—10.0	0-2	.000	0-1	.000	0-0	.000	0	0	0	0.0	1	0	0	1	1	1	0	0.0	
<b>TEAM</b>												32 36 68										
<b>TOTAL</b>				817-1755	.466	155-409	.379	506-736	.688	402	733	1135	37.8	563	15	405	392	109	215	2295	76.5	
<b>OPPONENTS</b>				732-1220	.426	203-569	.357	365-580	.629	363	654	1017	33.9	627	16	348	463	79	174	2033	68	

### NUMERICAL ROSTER

NO.	NAME	POS.	HT.	WT.	YR.-EXP.	HOMETOWN/PREVIOUS SCHOOL
03	Barnes, Eric	G	6-3	185	Fr.-HS	Silver Creek, Miss./Lawrence Co.
04	Fisher, Derek	G	6-1	200	Sr.-3L	Little Rock, Ark./Parkview HS
05	Stokes, Odell	F	6-8	245	Fr.-RS	Tulsa, Okla./Booker T. Washington HS
10	Smith, Rod	G/F	6-4	175	Jr.-1L	Greenville, Miss./Greenville HS, Delta CC
11	Chestnut, Andre	G	6-0	160	Fr.-HS	Selma, Ala./Selma HS
13	Mayfield, William	F	6-7	205	Jr.-JC	Chicago, Ill./Olney CC
15	Crayton, Derrick	F	6-6	190	Jr.-JC	Bay Minette, Ala./Faulkner St.
23	Wesley, Marcus	G	6-3	185	Jr.-JC	Whitecastle, La./Jefferson Davis
24	Dixon, Malik	G	6-1	175	Jr.-2L	Chicago, Ill./St. Francis de Sales HS
30	Stephens, Joe	G/F	6-7	210	Sr.-1L	Houston, Texas/University of Colorado
31	Donaldson, Orlando	F/C	6-7	215	Sr.-1L	Cincinnati, Ohio/Aiken HS, Sullivan, Ky. College
33	Malone, John	G	6-1	190	Jr.-SQ	Little Rock, Ark./Azusa, CA HS
44	Dobbins, Muntrelle	F	6-6	240	Jr.-2L	Hot Springs, Ark./Hot Springs

### SEASON NOTES

1996 National Invitation Tournament  
 Wimp Sanderson - Sun Belt Coach of the Year  
 Derek Fisher - Sun Belt Player of the Year, All-Sun Belt Conference, NABC 1st Team All-District, UPI All-America HM, Basketball Weekly All-America HM  
 Malik Dixon - All-Sun Belt Conference, NABC 2nd Team All-District

### SCHEDULE NOTES

- \* Sun Belt Conference game
- ^ Sun Belt Conference Tournament (Barton Coliseum) & National Invitation Tournament (Nashville, Tenn.)

1996-97 • 18-11 (11-7 SBC) • Wimp Sanderson

<b>Record:</b>	<b>Overall</b>	<b>Home</b>	<b>Away</b>	<b>Neutral</b>
All Games	18-11	13-3	5-8	0-0
Conference	11-7	7-2	4-5	0-0
Non-Conference	7-4	6-1	1-3	0-0

Date	Opponent	Result
N20	at St. Louis (1)	L 57-63
N30	Faulkner	W 86-56
D2	at Texas Tech	L 83-94
D5	at Auburn	L 63-75
D7	Sam Houston State	W 94-64
D12	at UAPB	W 85-77
D19	Truman State	W 85-61
D21	Alcorn State	W 78-66
D28	Lamar *	W 89-76
J2	at South Alabama *	L 56-64
J4	at New Orleans *	L 79-82 (ot)
J9	Louisiana Tech *	W 76-69 (ot)
J11	Jacksonville *	W 84-80
J13	UAPB	W 75-59
J16	at SW Louisiana *	L 84-87
J18	at Louisiana Tech *	L 58-68
J23	South Alabama *	W 48-47
J25	SW Louisiana *	W 79-64
J27	Western Kentucky *	L 62-71
J30	at Texas-PA *	W 61-46
F1	Arkansas State *	W 70-66
F5	at Lamar *	L 72-75
F9	at Western Kentucky *	W 80-77
F15	at Arkansas State *	W 87-81
F18	at Jacksonville *	W 96-89
F20	New Orleans *	L 71-81
F22	Texas-PA *	W 77-43
M1	Western Kentucky ^	W 68-62
M2	South Alabama ^	L 52-71

NUMERICAL ROSTER

#	Player	GP-GS	Min—Avg	—TOTAL—			—3-PTS—			—REBOUNDS—				PF	FO	A	TO	Blk	Stl	Pts	Avg																					
				FG-FGA	Pct	3FG-FGA	Pct	FT-FTA	Pct	Off	Def	Tot	Avg																													
24	Dixon, Malik	29-27	1043—36.0	195-441	.442	83-227	.366	131-168	.780	27	84	111	3.8	78	2	63	75	3	23	604	20.8																					
42	Dobbins, Muntrelle	28-27	882—31.5	148-278	.532	0-0	.000	108-201	.537	119	201	320	11.4	93	2	36	59	52	20	404	14.4																					
40	Koonce, Charles	29-10	754—26.0	104-238	.437	1-9	.111	58-77	.753	70	125	195	6.7	87	5	18	35	15	9	267	9.2																					
11	Price, James	29-28	945—32.6	93-235	.369	22-79	.278	34-53	.642	17	50	67	2.3	49	0	153	69	1	29	242	8.3																					
10	Smith, Rodd	29-24	686—23.7	63-176	.358	23-78	.295	36-52	.692	49	79	128	4.4	81	5	60	40	11	10	185	6.4																					
23	Wesley, Marcus	27-8	457—16.9	44-114	.386	16-53	.302	38-49	.776	25	48	73	2.7	49	2	34	32	5	20	142	5.3																					
00	Lusk, Sherman	29-2	418—14.4	44-114	.386	22-62	.355	23-37	.622	20	27	47	1.6	34	0	20	24	1	10	133	4.6																					
15	Crayton, Derrick	27-4	321—11.9	32-56	.571	0-1	.000	19-36	.528	38	47	85	3.1	23	0	20	15	6	3	83	3.1																					
30	Robinson, Daniyal	28-15	408—14.6	28-76	.368	0-1	.000	22-39	.564	26	62	88	3.1	45	0	30	34	4	6	78	2.8																					
32	Starks, Geoffrey	2-0	18—9.0	2-4	.500	0-1	.000	3-4	.750	0	1	1	0.5	3	0	1	1	0	0	7	3.5																					
33	Malone, John	3-0	8—2.7	2-2	1.000	1-1	1.000	0-4	.000	1	2	3	1.0	2	0	2	1	1	0	5	1.7																					
44	Crudup, Tommy	5-0	10—2.0	2-8	.250	0-0	.000	1-2	.500	3	2	5	1.0	1	0	1	0	0	1	5	1.0																					
<b>TEAM</b>										<b>53</b>				<b>39</b>		<b>92</b>																										
<b>TOTAL</b>				757-1742			.435		168-512			.328		473-722			.655		448		767		1215		41.9		545		16		438		385		99		131		2155		74.3	
<b>OPPONENTS</b>				710-1743			.407		194-604			.321		400-619			.646		401		690		1091		37.6		592		327		370		77		175		2014		69.4			

NUMERICAL ROSTER

NO.	NAME	POS.	HT.	WT.	YR-EXP.	HOMETOWN/PREVIOUS SCHOOL
00	Lusk, Sherman	G	6-1	170	Jr.-JC	Pine Bluff, Ark./Watson Chapel HS, Westark CC
03	Barnes, Eric	G	6-3	185	Fr.-RS	Silver Creek, Miss./Lawrence Co. HS
05	Davis, Tavares	G/F	6-6	172	Fr.-HS	Birmingham, Ala./Ramsey HS
10	Smith, Rodd	G/F	6-4	175	Sr.-2L	Greenville, Miss./Greenville HS, Delta CC
11	Price, James	PG	6-1	165	Jr.-JC	Port Allen, Ala./Ramsey HS
15	Crayton, Derrick	F	6-6	190	Sr.-1L	Frisco City, Ala./Frisco HS, Faulkner St CC
22	Bolton, Corey	G	6-3	175	Jr.-JC	Memphis, Tenn./South HS, NW Shoals CC
23	Wesley, Marcus	G	6-3	185	Sr.-1L	White Castle, La./Plaquemine HS, Jefferson Davis CC
24	Dixon, Malik	G	6-1	175	Sr.-3L	Chicago, Ill./St. Francis de Sales HS
30	Robinson, Daniyal	F	6-6	200	Jr.-JC	Rock Island, Ill./Rock Island HS, Indian Hills JC
32	Starks, Geoffrey	G	6-1	170	Jr.-SQ	Little Rock, Ark./Central HS
33	Malone, John	G	6-1	195	Sr.-SQ	Azusa, Calif./Azusa HS
40	Koonce, Charles	F	6-6	200	Jr.-JC	Dothan, Ala./Dothan HS, UAB-Walker CC
42	Dobbins, Muntrelle	F	6-6	240	Sr.-3L	Hot Springs, Ark./Hot Springs HS
44	Crudup, Tommy	F	6-5	160	Jr.-SQ	Little Rock, Ark./Oak Grove HS

SEASON NOTES

Muntrelle Dobbins - Sun Belt Player of the Year and Defensive Player of the Year, All-Sun Belt Conference, NABC 2nd Team All-District, Basketball Weekly All-America HM  
Malik Dixon - All-Sun Belt Conference, NABC 1st Team All-District

SCHEDULE NOTES

(1) Chase Preseason National Invitation Tournament (St Louis, Mo.)  
\* Sun Belt Conference game  
^ Sun Belt Conference Tournament (Little Rock, Ark.)

1997-98 • 15-13 (10-8 SBC) • Wimp Sanderson

<b>Record:</b>	<b>Overall</b>	<b>Home</b>	<b>Away</b>	<b>Neutral</b>
All Games	15-13	8-6	5-5	2-2
Conference	10-8	5-4	5-4	0-0
Non-Conference	5-5	3-2	0-1	2-2

Date	Opponent	Result
N17	Hampton	W 82-70
N28	Gonzaga (1)	L 70-75
N29	Central Michigan (1)	W 74-65
D5	Miss. Valley State (2)	W 92-83
D6	Southern Miss. (2)	L 57-68
D10	UAPB	W 68-42
D14	at Kansas State	L 51-67
D20	North Texas	L 70-72
D27	at SW Louisiana *	L 70-83
D29	at UT-PA *	W 94-89
J5	UT-PA *	W 83-68
J8	at South Alabama *	L 49-68
J10	Arkansas State *	L 61-75
J15	at Jacksonville *	W 65-53
J18	at Western Kentucky *	W 77-76 (2ot)
J22	New Orleans *	L 60-82
J24	Jacksonville *	W 88-73
J29	Lamar *	W 67-64
J31	Louisiana Tech *	W 65-47
F5	at Lamar *	W 70-67 (ot)
F8	at Louisiana Tech *	L 62-96
F12	at New Orleans *	W 58-55
F14	at Arkansas State *	L 65-76
F19	Western Kentucky *	W 70-61
F21	SW Louisiana *	L 54-55
F23	South Alabama *	L 43-61
F28	Louisiana Tech ^	W 74-61
M1	South Alabama ^	L 48-79

NUMERICAL ROSTER

#	Player	GP-GS	Min—Avg	—TOTAL—			—3-PTS—			—REBOUNDS—				PF	FO	A	TO	Blk	Stl	Pts	Avg																										
				FG-FGA	Pct	3FG-FGA	Pct	FT-FTA	Pct	Off	Def	Tot	Avg																																		
03	Green, Chris	28-23	994—35.5	136-335	.406	63-183	.344	90-121	.744	15	56	71	2.5	62	1	104	77	0	26	425	15.2																										
44	Moss, Ryan	28-28	954—34.1	167-257	.650	0-0	.000	73-118	.619	96	176	272	9.7	81	4	15	55	55	24	407	14.5																										
00	Lusk, Sherman	28-11	592—21.1	87-206	.422	47-128	.367	34-51	.667	21	33	54	1.9	61	1	36	40	0	13	255	9.1																										
11	Price, James	28-26	808—28.9	86-229	.376	3-26	.115	43-66	.652	25	59	84	3.0	43	0	124	61	5	32	218	7.8																										
22	Bowie, Maurice	28-19	616—22.0	76-150	.507	0-3	.000	47-82	.573	35	115	150	5.4	59	3	28	46	15	15	199	7.1																										
30	Robinson, Daniyal	28-22	587—21.0	54-131	.412	0-1	.000	50-80	.625	41	83	124	4.4	79	6	23	51	5	10	158	5.6																										
25	Rector, Steve	28-11	672—24.0	51-137	.372	17-51	.333	23-34	.676	19	51	70	2.5	53	0	62	35	2	23	142	5.1																										
45	Neal, Michael	28-0	256—9.1	23-50	.460	0-0	.000	14-22	.636	23	30	53	1.9	40	0	6	13	2	6	60	2.1																										
05	Davis, Tavares	17-0	122-7.2	7-26	.269	4-15	.267	5-12	.417	7	9	16	0.9	9	0	3	5	1	0	23	1.4																										
12	Jones, Maurice	13-0	68—5.2	0-12	.000	0-0	.000	0-2	.000	5	8	13	1.0	8	0	4	7	0	1	0	0.0																										
34	Crudup, Tommy	2-0	3—1.5	0-0	.000	0-0	.000	0-0	.000	0	2	2	1.0	2	0	0	0	0	0	0	0.0																										
55	Johnson, Tyren	0-0	0—0.0	0-0	.000	0-0	.000	0-0	.000	0	0	0	0.0	0	0	0	0	0	0	0	0.0																										
32	Brown, Adrian	0-0	0—0.0	0-0	.000	0-0	.000	0-0	.000	0	0	0	0.0	0	0	0	0	0	0	0	0.0																										
<b>TEAM</b>										<b>20</b>				<b>29</b>		<b>49</b>																															
<b>TOTAL</b>				28			5600		687-1533			.448		134-407			.329		379-588			.645		307		651		958		34.2		497		15		405		390		85		150		1887		67.4	
<b>OPPONENTS</b>				28			5600		703-1585			.444		174-504			.345		351-536			.655		341		662		1003		35.8		549		346		418		74		115		1931		69.0			

NUMERICAL ROSTER

NO.	NAME	POS.	HT.	WT.	YR-EXP.	HOMETOWN/PREVIOUS SCHOOL
00	Lusk, Sherman	G	6-1	170	Sr.-1L	Pine Bluff, Ark./Watson Chapel HS, Westark CC
03	Green, Chris	G	5-10	150	Jr.-JC	Houston, Texas/Crosby HS, St. Gregory's CC
05	Davis, Tavares	G/F	6-6	175	Fr.-RS	Birmingham, Ala./Ramsey HS
11	Price, James	PG	6-1	165	Sr.-1L	Port Allen, La./Brusly HS, Alabama Southern JC
12	Jones, Maurice	G	6-2	195	Jr.-JC	Forest, Miss./Forest HS, East Central CC
22	Bowie, Maurice	F	6-7	205	Jr.-JC	Morton, Miss./Morton HS, East Central CC
25	Rector, Steve	G	6-1	175	Jr.-JC	Houston, Texas/Klein Forest HS, Kemper JC
30	Robinson, Daniyal	F	6-6	200	Sr.-1L	Rock Island, Ill./Rock Island HS, Indian Hills JC
31	Noah, Matt	W	6-7	190	Fr.-HS	Muscle Shoals, Ala./Muscle Shoals HS
32	Brown, Adrian	G	6-1	190	Fr.-HS	Jacksonville, Ark./North Pulaski HS
34	Crudup, Tommy	F	6-5	160	Sr.-SQ	Little Rock, Ark./Oak Grove HS
40	Gore, Ryan	F	6-5	220	Jr.-HS	Little Rock, Ark./Parkview HS
44	Moss, Ryan	F	6-7	215	Jr.-JC	Nassau, Bahamas/Bahamas Baptist Col/Hutchinson JC
45	Neal, Michael	F	6-8	225	Fr.-HS	Jackson, Miss./Lanier HS
55	Johnson, Tyren	F	6-8	232	Jr.-JC	Virginia Beach, Va./Kempsville HS, Shorter College

SEASON NOTES

Ryan Moss - Sun Belt Conference Newcomer of the Year, All-Sun Belt Conference

SCHEDULE NOTES

(1) Coca-Cola Spartan Classic  
(2) TCBY Holiday Tournament  
\* Sun Belt Conference game  
^ Sun Belt Conference Tournament (Lafayette, La.)

## 1998-99 • 12-15 (5-9 SBC) • Wimp Sanderson

Record:	Overall	Home	Away	Neutral
All Games	12-15	9-3	2-10	1-3
Conference	5-9	5-3	1-6	0-0
Non-Conference	6-5	4-0	1-2	1-3

Date	Opponent	Result
N21	at UAPB	W 86-80
N23	Albany	W 74-72
N27	vs. Murray State (1)	L 66-91
N28	vs. Western Carolina (1)	W 73-54
D2	at Florida International *	W 83-77
D12	vs. Oklahoma State	L 41-88
D18	High Point (2)	W 86-82
D19	Richmond (2)	W 70-62
D22	at UTEP	L 53-67
J2	Florida International *	W 68-67
J4	at UTPA	L 69-76
J7	USL *	W 83-78
J13	at Louisiana Tech *	L 83-95
J16	at Arkansas State *	L 64-84
J19	UTPA	W 70-68
J23	New Orleans *	W 63-53
J25	at USL *	L 57-79
J28	Western Kentucky *	L 54-62
J31	South Alabama *	W 66-53
F4	at New Orleans *	L 62-68
F6	at South Alabama *	L 43-44
F8	Denver *	W 71-57
F10	at Western Kentucky *	L 52-56
F13	Arkansas State *	L 55-74
F16	Louisiana Tech *	L 67-81
F20	at Denver *	L 64-68
F27	vs. Louisiana Tech ^	L 66-68

### NUMERICAL ROSTER

#	Player	GP-GS	Min—Avg	—TOTAL—			—3-PTS—			—REBOUNDS—				PF	FO	A	TO	Blk	Stl	Pts	Avg
				FG-FGA	Pct	3FG-FGA	Pct	FT-FTA	Pct	Off	Def	Tot	Avg								
33	Barksdale, Alan	25-14	895—35.8	116-296	.392	95-233	.408	44-55	.800	7	83	90	3.6	45	0	72	55	3	26	371	14.8
03	Green, Chris	24-23	835—34.8	108-236	.458	40-114	.351	89-108	.824	14	66	80	3.3	47	0	111	71	1	29	345	14.4
44	Moss, Ryan	24-23	795—33.1	135-210	.643	0-0	.000	54-87	.621	71	134	205	8.5	71	2	22	55	45	9	324	13.5
22	Bowie, Maurice	23-22	753—32.7	123-224	.549	0-0	.000	59-104	.567	59	95	154	6.7	51	0	19	42	6	14	203	13.3
25	Rector, Steve	24-23	841—35.0	78-191	.408	35-94	.372	15-22	.682	22	74	96	4.0	41	2	78	59	2	22	206	8.6
15	Lovitt, Michael	26-5	398—15.3	27-68	.397	2-9	.222	25-34	.735	16	32	48	1.8	37	0	15	29	3	13	81	3.1
34	Joseph, James	27-9	416—15.4	30-76	.395	1-1	1.00	15-24	.625	15	39	54	2.0	47	1	14	34	1	6	76	2.8
12	Jones, Maurice	14-4	138—9.9	11-30	.367	0-1	.000	6-9	.667	9	18	27	1.9	4	0	1	8	0	3	28	2.0
13	Peoples, Jesse	5-0	25—5.0	1-7	.143	1-3	.333	5-6	.833	2	3	5	1.0	0	0	0	3	0	1	8	1.6
45	Neel, Michael	22-1	200—9.1	11-32	.344	0-2	.000	6-7	.857	11	20	31	1.4	29	0	3	11	0	1	28	1.3
24	Bryant, Derrick	1-0	8—8.0	2-4	.500	0-0	.000	0-2	.000	2	0	2	2	0	0	0	0	0	0	4	4.0
40	Gore, Ryan	1-0	1—1.0	1-1	1.00	0-0	.000	0-2	.000	0	1	1	1.0	3	0	0	1	0	0	2	2.0
32	Brown, Adrian	19-1	119—6.3	5-16	.313	0-1	.000	2-3	.667	0	8	8	0.4	6	0	8	16	1	4	12	0.6
<b>TEAM</b>													<b>33</b>	<b>27</b>	<b>60</b>						
TOTAL		27		648-1391	.466	174-458	.380	320-463	.691	261	600	861	31.9	381	5	343	389	62	128	1790	66.3
OPPONENTS		27		720-1576	.457	195-543	.359	269-384	.701	331	573	904	33.5	446		355	325	55	185	1902	70.5

### NUMERICAL ROSTER

NO.	NAME	POS.	HT.	WT.	YR-EXP.	HOMETOWN/PREVIOUS SCHOOL
03	Green, Chris	G	5-10	150	Sr.-1L	Houston, Texas/Crosby HS, St. Gregory's CC
05	Davis, Tavares	G/F	6-6	175	So.-1L	Birmingham, Ala./Ramsey HS
12	Jones, Maurice	G	6-2	195	Sr.-1L	Forest, Miss./Forest HS, East Central CC
13	Peoples, Jesse	G	6-1	170	Fr.-HS	Stone Mountain, Ga./Tucker HS
15	Lovitt, Michael	G	6-2	190	Jr.-JC	Orlando, Fla./Univ. HS, Florida CC Jacksonville
22	Bowie, Maurice	F	6-7	205	Sr.-1L	Morton, Miss./Morton HS, East Central CC
24	Bryant, Derrick	F	6-4	180	Fr.-HS	North Little Rock, Ark./Sylvan Hills HS
25	Rector, Steve	G	6-1	175	Sr.-1L	Houston, Texas/Klein Forest HS, Kemper JC
32	Brown, Adrian	G	6-1	190	Fr.-RS	Jacksonville, Ark./North Pulaski HS
33	Barksdale, Alan	G	6-4	205	So.-JC	Livingston, La./Central HS, Colorado/Meridian JC
34	Joseph, James	F	6-7	215	So.-JC	San Antonio, Texas/John Jay HS, Temple JC
40	Gore, Ryan	F	6-5	220	Jr.-RS	Little Rock, Ark./Parkview HS
44	Moss, Ryan	F	6-7	215	Sr.-1L	Nassau, Bahamas/Bahamas Bapt Col/Hutchison JC
45	Neal, Michael	F	6-7	243	So.-1L	Jackson, Miss./Lanier HS

### SEASON NOTES

Ryan Moss - All-Sun Belt Conference, NABC 1st Team All-District  
Alan Barksdale - All-Sun Belt Conference

### SCHEDULE NOTES

(1) IGA/Super Thrift Holiday Classic (Norman, Okla.)  
(2)TCBY Holiday Classic  
\* Sun Belt Conference game  
^ Sun Belt Conference Tournament (Lafayette, La.)

## 1999-00 • 4-24 (1-15 SBC) • Sidney Moncrief

Record:	Overall	Home	Away	Neutral
All Games	4-24	4-11	0-13	0-0
Conference	1-15	1-7	0-8	0-0
Non-Conference	3-8	3-3	0-5	0-0

Date	Opponent	Result
N23	Oklahoma State	L 64-93
N27	at Bowling Green	L 84-91
N30	Alcorn State	W 75-68
D4	at UMKC	L 60-86
D8	Centenary	L 49-63
D11	at Oklahoma	L 56-80
D15	Grambling	W 81-74
D18	Arkansas-Pine Bluff	W 86-64
D21	at Georgia	L 63-65
D30	Bowling Green	L 53-66
J5	at South Alabama *	L 64-76
J8	at New Orleans *	L 53-71
J13	Western Kentucky *	L 71-76
J15	Florida International *	L 63-68
J20	at Louisiana Tech *	L 69-88
J22	at Louisiana-Lafayette *	L 75-89
J28	South Alabama *	L 55-69
J29	New Orleans *	L 70-72
J31	at Denver *	L 73-88
F5	Arkansas State *	L 69-85
F10	Louisiana-Lafayette *	L 62-88
F12	Louisiana Tech *	L 75-77
F15	at Centenary	L 64-66
F19	at Arkansas State *	L 85-93
F21	Denver *	W 91-66
F24	at Florida International *	L 66-75
F26	at Western Kentucky *	L 51-77
M4	South Alabama ^	L 58-74

### NUMERICAL ROSTER

#	Player	GP-GS	Min—Avg	—TOTAL—			—3-PTS—			—REBOUNDS—				PF	FO	A	TO	Blk	Stl	Pts	Avg
				FG-FGA	Pct	3FG-FGA	Pct	FT-FTA	Pct	Off	Def	Tot	Avg								
32	Blackmon, Stan	28-27	881—31.5	154-315	.489	10-24	.417	126-175	.720	75	133	208	7.4	77	1	45	87	12	29	444	15.9
03	Smith, Laverne	28-20	814—29.1	162-346	.468	51-132	.386	67-85	.788	16	35	51	1.8	60	1	47	61	1	21	442	15.8
33	Barksdale, Alan	24-22	770—32.1	110-287	.383	80-209	.383	25-30	.833	9	77	86	3.6	49	0	84	49	1	24	325	13.5
25	Moore, Troy	28-27	769—27.5	87-160	.544	0-1	.000	64-101	.634	57	106	163	5.8	93	3	11	46	16	10	238	8.5
23	Green, Mark	24-1	387—16.1	41-120	.342	19-67	.284	15-31	.484	12	41	53	2.2	29	0	25	25	1	15	116	4.8
20	Nealy, Roderick	22-1	206—9.4	24-64	.375	8-22	.364	12-19	.632	18	28	46	2.1	26	0	6	17	0	5	68	3.1
30	Brown, Adrian	23-17	397—17.3	20-57	.351	7-21	.333	5-8	.625	8	22	30	1.3	31	0	25	27	1	6	52	2.3
15	Lovitt, Michael	14-3	156—11.1	13-24	.542	3-5	.600	19-26	.731	3	12	15	1.1	33	3	9	11	3	14	48	3.4
40	Reid, Bart	13-3	176—13.5	13-29	.448	0-5	.000	13-24	.542	9	18	27	2.1	23	0	9	17	2	3	39	3.0
10	Lee, Terry	19-5	240-12.6	10-23	.435	1-7	.143	12-18	.667	2	14	16	0.8	26	0	35	26	1	2	33	1.7
42	Brown, Roman	27-0	277—10.3	14-25	.560	0-1	.000	3-8	.375	13	31	44	1.6	49	1	6	9	19	1	31	1.1
05	Finger, Alex	23-5	224—9.7	9-23	.391	3-11	.273	7-8	.875	2	15	17	0.7	34	1	23	28	2	14	28	1.2
45	Neal, Michael	24-9	292—12.2	4-17	.235	0-0	.000	9-14	.643	14	24	38	1.6	47	0	4	13	1	7	17	0.7
24	Bryant, Derek	5-0	10—2.0	1-3	.333	0-0	.000	2-4	.500	1	2	3	0.6	0	0	0	3	0	0	4	0.8
<b>TEAM</b>													<b>22</b>	<b>32</b>	<b>54</b>						
TOTAL		28	5600	662-1493	.443	182-505	.360	379-551	.688	261	590	851	30.4	578	10	329	424	60	151	1885	67.3
OPPONENTS		28	5600	757-1537	.493	165-438	.377	469-667	.703	304	670	974	34.8	497		419	396	79	154	2148	76.7

### NUMERICAL ROSTER

NO.	NAME	POS.	HT.	WT.	YR-EXP.	HOMETOWN/PREVIOUS SCHOOL
03	Smith, Laverne	G	6-3	200	Jr.-JC	Wichita, Kan./South HS, Hutchison JC
05	Finger, Alex	G	6-0	180	Fr.-HS	Little Rock, Ark./Central HS
10	Lee, Terry	G	5-10	180	Jr.-1L	Little Rock, Ark./Robinson HS, Cuhoma JC
15	Lovitt, Michael	G	6-2	190	Sr.-JC	Orlando, Fla./University HS, Florida CC Jacksonville
20	Nealy, Roderick	F	6-5	190	Fr.-HS	Houston, Texas/Smiley HS
23	Green, Mark	G	6-2	180	Fr.-HS	Little Rock, Ark./Central HS
24	Bryant, Derrick	F	6-4	180	So.-HS	North Little Rock, Ark./Sylvan Hills HS
25	Moore, Troy	F	6-7	210	Jr.-2L	Natchez, Miss./Natchez HS, Connors State CC
30	Brown, Adrian	G	6-1	190	So.-1L	Jacksonville, Ark./North Pulaski HS
32	Blackmon, Stan	F	6-6	215	Jr.-JC	Dallas, Texas/South Garland HS, Odessa JC
33	Barksdale, Alan	G	6-4	205	Jr.-1L	Livingston, La./Central HS, Colorado, Meridian HS
40	Reid, Bart	F	6-5	210	So.-JC	Sheridan, Ark./Sheridan HS, Northark CC
42	Brown, Roman	F	6-8	200	Fr.-HS	Little Rock, Ark./McClellan HS
45	Neal, Michael	F	6-8	225	Jr.-HS	Jackson, Miss./Lanier HS
54	Johnson, Vernon	F	6-5	220	So.-JC	Dardnelle, Ark./Dardnelle HS, Cenral Baptist JC
55	Ninkovic, Damion	F	6-5	210	So.-JC	Milwaukee, Wis./Rufus King HS, UW-Milwaukee

### SEASON NOTES

First season at Alltel Arena

### SCHEDULE NOTES

\* Sun Belt Conference game  
^ Sun Belt Conference Tournament (Little Rock, Ark.)

2000-01 • 18-11 (9-7 SBC) • Porter Moser

<b>Record:</b>	<b>Overall</b>	<b>Home</b>	<b>Away</b>	<b>Neutral</b>
All Games	18-11	10-3	7-7	1-1
Conference	9-7	5-3	4-4	0-0
Non-Conference	9-4	5-0	3-3	1-1

Date	Opponent	Result
N18	at Northwestern	W 53-43
N21	UCA	W 75-47
N25	Southwestern	W 100-36
N28	at Morris Brown	W 79-68
D2	at Baylor	L 51-54
D5	Alcorn State	W 89-73
D9	at Marquette	L 46-48
D16	Morris Brown	W 88-55
D19	at Oklahoma State	L 60-70
D30	UMKC	W 59-53
J4	at New Mexico St.*	W 66-62
J7	Louisiana Tech*	L 70-75 (ot)
J11	at Denver*	L 65-69
J13	at Western Kentucky*	L 49-59
J18	Arkansas State*	W 53-50
J20	at Middle Tennessee*	W 77-56
J24	Florida International*	W 65-59
J27	at Louisiana Tech*	L 47-64
J29	Middle Tennessee*	W 66-53
F1	at North Texas*	W 83-66
F7	New Orleans*	W 81-67
F8	at Ark.-Pine Bluff	W 94-77
F10	Louisiana-Lafayette*	W 87-68
F14	South Alabama*	L 81-84
F17	Western Kentucky*	L 73-86
F21	at Fla. International*	L 63-70
F24	at Arkansas State*	W 94-85
M2	vs. North Texas^	W 80-67
M3	at South Alabama^	L 62-85

NUMERICAL ROSTER

#	Player	GP-GS	Min—Avg	—TOTAL—			—3-PTS—			—REBOUNDS—				PF	FO	A	TO	Blk	Stl	Pts	Avg		
				FG-FGA	Pct	3FG-FGA	Pct	FT-FTA	Pct	Off	Def	Tot	Avg										
32	Blackmon, Stan	29-6	826—28.5	182-329	.553	1-12	.083	169-232	.728	83	120	203	7.0	74	1	46	85	21	40	534	18.4		
03	Smith, Laverne	29-23	865—29.8	127-298	.426	38-108	.352	69-88	.784	26	67	93	3.2	52	1	53	47	2	31	361	12.4		
33	Barksdale, Alan	29-22	899—31.0	118-252	.468	80-178	.449	42-47	.894	5	96	101	3.5	73	3	69	52	3	32	358	12.3		
21	Zachery, Nick	18-3	339—18.8	65-137	.474	41-88	.466	16-26	.615	4	31	35	1.9	34	1	27	39	2	21	187	10.4		
55	Ninkovic, Damion	28-1	347—12.4	50-115	.435	3-12	.250	26-35	.743	33	68	101	3.6	48	1	13	37	6	8	129	4.6		
44	Yancey, Jake	26-20	457—17.6	39-69	.565	0-0	.000	20-44	.455	26	47	73	2.8	71	2	21	41	22	13	98	3.8		
02	Willis, Columbus	29-3	348—12.0	36-68	.529	0-1	.000	20-39	.513	17	50	67	2.3	61	1	16	27	2	3	92	3.2		
05	Finger, Alex	29-29	797—27.5	22-57	.386	10-27	.370	32-44	.727	9	60	69	2.4	69	1	73	51	2	33	86	3.0		
23	Green, Mark	10-9	242—22.2	22-52	.452	16-35	.457	7-12	.583	7	28	35	3.5	12	0	16	21	2	13	29	7.9		
54	Eason, Darius	28-8	315—11.3	20-47	.426	0-0	.000	19-29	.655	15	45	60	2.1	41	1	9	37	25	5	59	2.1		
10	Crislip, Bryan	9-0	194—21.6	10-22	.455	10-21	.476	18-20	.900	4	23	27	3.0	20	0	21	13	2	12	48	5.3		
45	Neal, Michael	9-0	27—3.0	2-5	.400	0-0	.000	6-9	.667	3	2	5	0.6	7	0	0	5	0	1	10	1.1		
25	Mears, Cody	19-1	129—6.8	2-16	.125	1-9	.111	2-3	.667	3	9	12	0.6	7	0	11	4	1	3	7	0.4		
30	Speights, Jermain	11-0	22—2.0	3-5	.600	0-1	.000	1-3	.333	1	2	3	0.3	3	0	1	2	0	2	7	0.6		
11	Bryant, Roland	9-0	18—2.0	0-2	.000	0-0	.000	1-4	.250	3	3	6	0.7	5	0	0	3	1	1	1	0.1		
<b>TEAM</b>													24	43	67	1							
<b>TOTAL</b>		29	5825	704-1484	.474	200-492	.407	448-635	.706	263	694	957	33.0	578	12	376	466	91	218	2056	70.9		
<b>OPPONENTS</b>		29	5825	645-1597	.404	160-546	.293	399-581	.687	371	611	982	33.9	575	322	481	85	182	1849	63.8			

NUMERICAL ROSTER

NO.	NAME	POS.	HT.	WT.	YR.-EXP.	HOMETOWN/PREVIOUS SCHOOL
02	Willis, Columbus	F	6-5	215	Fr.-HS	Carrollton, Texas/Newman South HS
03	Smith, Laverne	G	6-3	200	Sr.-1L	Wichita, Kan./South HS, Hutchison JC
05	Finger, Alex	G	6-0	180	So.-1L	Little Rock, Ark./Central HS
10	Crislip, Bryan	G	6-2	185	Fr.-HS	Parkersburg, W. Va./Parkersburg South HS
11	Bryant, Roland	F	6-7	211	Jr.-TR	Wilmington, N.C./Johnson C. Smith University
21	Zachery, Nick	G	6-3	190	Fr.-HS	Rockford, Ill./Boylan Catholic HS
22	Mears, Cody	G	6-3	190	Jr.-TR	Conway, Ark./Northark CC
23	Green, Mark	G	6-2	180	So.-1L	Little Rock, Ark./Central HS
24	Hardman, Richard	F	6-6	210	Fr.-HS	Owasso, Okla./Owasso HS
30	Speights, Jermain	G	6-2	187	Fr.-HS	Marked Tree, Ark./Marked Tree HS
32	Blackmon, Stan	G	6-6	215	Sr.-1L	Dallas, Texas/South Garland HS, Odessa JC
33	Barksdale, Alan	G	6-4	205	Sr.-2L	Livingston, La./Central HS, Colorado, Meridian HS
44	Yancey, Jake	F	6-9	215	Fr.-HS	Sheridan, Ark./Sheridan HS
45	Neal, Michael	F	6-8	225	Sr.-3L	Jackson, Miss./Lanier HS
54	Eason, Darius	F	6-9	217	Fr.-HS	Little Rock, Ark./McClellan HS
55	Ninkovic, Damion	F	6-5	210	Jr.-TR	Milwaukee, Wis./Rufus King HS, UW-Milwaukee

SEASON NOTES

Stan Blackmon - All-Sun Belt Conference, USBWA All-District Team, NABC 2nd Team All-District  
Alan Barksdale - NABC Academic Honor Roll

SCHEDULE NOTES

\* Sun Belt Conference game  
^ Sun Belt Conference Tournament (Mobile, Ala.)

2001-02 • 18-11 (8-6 SBC) • Porter Moser

<b>Record:</b>	<b>Overall</b>	<b>Home</b>	<b>Away</b>	<b>Neutral</b>
All Games	18-11	11-2	6-8	1-1
Conference	8-6	6-1	2-5	0-0
Non-Conference	10-5	5-1	4-3	1-1

Date	Opponent	Result
N16	at Massachusetts	L 60-66
N18	Arkansas Tech	W 83-46
N21	at Mississippi State	L 83-91
N24	Arkansas-Pine Bluff	W 76-52
N27	at Southeast Mo. State	W 83-74
N30	at Saint Louis	W 61-58
D3	Central Arkansas	W 92-57
D5	Austin Peay	W 75-61
D8	at Colorado State	W 88-79
D15	at Austin Peay	L 69-88
D18	Morgan State	W 83-56
D21	at Grambling	W 93-69
D30	at Florida International*	W 71-57
J3	North Texas*	W 84-74
J5	Denver*	W 79-63
J10	at Arkansas State*	W 78-58
J14	at New Orleans*	L 72-73
J19	South Alabama*	W 72-65
J24	at Western Kentucky*	L 85-95
J26	at Middle Tennessee*	L 65-68
F2	Arkansas State*	W 65-63
F7	Western Kentucky*	L 79-83 (ot)
F9	Middle Tennessee*	W 71-52
F14	at New Mexico State*	L 73-81
F16	at Louisiana-Lafayette*	L 58-61
F19	Southern Miss	L 53-60
F23	Florida International*	W 79-54
M3	at New Orleans^	W 71-67
M4	vs. Louisiana-Lafayette^	L 53-67

NUMERICAL ROSTER

#	Player	GP-GS	Min—Avg	—TOTAL—			—3-PTS—			—REBOUNDS—				PF	FO	A	TO	Blk	Stl	Pts	Avg		
				FG-FGA	Pct	3FG-FGA	Pct	FT-FTA	Pct	Off	Def	Tot	Avg										
21	Zachery, Nick	28-20	804—28.7	153-356	.430	93-225	.413	53-63	.841	15	76	91	3.3	60	1	100	90	1	47	452	16.1		
23	Green, Mark	28-26	844—30.1	100-238	.420	52-128	.406	52-67	.776	26	89	115	4.1	55	2	56	44	3	42	304	10.9		
03	Ike, Jibrah	29-6	675—23.3	99-221	.448	25-69	.362	75-87	.862	16	67	83	2.9	52	0	36	48	1	34	298	10.3		
55	Ninkovic, Damion	28-10	454—16.2	81-168	.482	3-13	.231	45-63	.714	38	64	102	3.6	31	0	14	45	3	18	210	7.5		
33	Jones, Nick	28-1	621—22.2	69-142	.486	7-24	.292	54-83	.651	46	84	130	4.6	45	0	40	51	8	27	199	7.1		
44	Yancey, Jake	23-18	457—19.9	62-104	.569	0-0	.000	50-79	.633	43	76	119	5.2	67	3	21	41	30	15	174	7.6		
02	Willis, Columbus	29-18	397—13.7	53-97	.546	0-0	.000	27-49	.551	31	43	74	2.6	59	1	23	36	3	10	133	4.6		
34	McCall, Danny	25-8	291—11.6	41-70	.586	0-0	.000	36-51	.706	30	52	82	3.3	42	1	9	21	2	7	118	4.7		
10	Green, Rory	29-11	442—15.2	28-73	.384	20-55	.364	14-25	.560	8	29	37	1.3	53	1	50	35	1	22	90	3.1		
15	Jacobs, Josh	21-5	260—12.4	20-43	.465	4-12	.333	25-39	.641	15	21	36	1.7	31	1	9	15	6	16	69	3.3		
24	Hardman, Richard	25-7	220—8.8	15-34	.441	3-11	.273	10-18	.556	12	29	41	1.6	18	0	8	15	3	12	43	1.7		
30	Speights, Jermain	20-12	252—12.6	14-30	.467	0-3	.000	2-6	.333	2	16	18	0.9	29	0	17	17	0	19	30	1.5		
54	Eason, Darius	6-3	60—10.0	5-9	.556	0-0	.000	1-2	.500	5	9	14	2.3	14	1	1	8	1	1	11	1.8		
05	Bell, Jeremy	2-0	4—2.0	0-0	.000	0-0	.000	0-0	.000	0	0	0	0.0	1	0	0	2	0	0	0	0.0		
<b>TEAM</b>													35	51	86	4							
<b>TOTAL</b>		29	5781	740-1585	.467	207-540	.383	444-632	.703	322	706	1028	35.4	557	11	384	472	62	270	2131	73.5		
<b>OPPONENTS</b>		29	5755	663-1560	.425	173-530	.326	401-590	.680	318	620	938	32.3	560	354	500	103	187	1900	65.5			

NUMERICAL ROSTER

NO.	NAME	POS.	HT.	WT.	YR.-EXP.	HOMETOWN/PREVIOUS SCHOOL
02	Willis, Columbus	F	6-5	215	So.-1L	Carrollton, Texas/Newman South HS
03	Ike, Jibrah	G	6-2	190	Jr.-JC	Minneapolis, Minn./Southeastern CC
05	Bell, Jeremy	G	6-1	180	Fr.-HS	Marked Tree, Ark./Marked Tree HS
10	Green, Rory	G	6-2	195	Fr.-HS	Memphis, Tenn./Oakhaven HS
15	Jacobs, Josh	F	6-6	195	Fr.-HS	Mesquite, Texas/West Mesquite HS
20	Stuckey, Justin	G	6-1	180	So.-TR	Jacksonville, Ark./Bosier Parrish CC
21	Zachery, Nick	G	6-3	205	So.-1L	Rockford, Ill./Boylan Catholic HS
23	Green, Mark	G	6-2	175	Jr.-2L	Little Rock, Ark./Central HS
24	Hardman, Richard	F	6-6	225	Fr.-RS	Owasso, Okla./Owasso HS
30	Speights, Jermain	G	6-2	180	So.-HS	Marked Tree, Ark./Marked Tree HS
33	Jones, Nick	F	6-7	220	Jr.-JC	Kingston Springs, Tenn./Aquinas College
34	McCall, Danny	F	6-7	230	Jr.-JC	North Little Rock, Ark./Westark College
44	Yancey, Jake	F	6-10	240	So.-1L	Sheridan, Ark./Sheridan HS
54	Eason, Darius	F	6-9	220	So.-1L	Little Rock, Ark./McClellan HS
55	Ninkovic, Damion	F	6-8	245	Sr.-1L	Milwaukee, Wis./UW-Milwaukee

SEASON NOTES

Nick Zachery - All-Sun Belt Conference, NABC 2nd Team All-District

SCHEDULE NOTES

\* Sun Belt Conference game  
^ Sun Belt Conference Tournament (New Orleans, La.)

2002-03 • 18-12 (8-6 SBC) • Porter Moser

<b>Record:</b>	<b>Overall</b>	<b>Home</b>	<b>Away</b>	<b>Neutral</b>
All Games	18-12	12-2	3-8	3-2
Conference	8-6	5-2	3-4	0-0
Non-Conference	10-6	7-0	0-4	3-2

Date	Opponent	Result
N22	at Hawaii (1)	L 65-81
N24	vs. Cal St-Fullerton (1)	W 56-43
N27	Central Arkansas	W 82-69
N30	Colorado State	W 84-75
D3	at Memphis	L 49-73
D7	Alcorn State	W 68-58
D10	at Minnesota	L 84-86 (ot)
D14	at Ark.-Pine Bluff	W 83-71
D17	SE Missouri State	W 81-56
D19	Prairie View	W 76-65
D21	at Southern Miss	L 54-70
D28	vs. Pepperdine (2)	L 110-116 (2ot)
D29	vs. Portland State (2)	W 48-41
J4	Harding	W 82-80
J9	Western Kentucky *	L 66-74
J11	Middle Tennessee	W 71-62 (ot)
J16	at North Texas *	W 88-80
J19	at Denver *	L 55-72
J25	Arkansas State *	W 77-70
J30	at South Alabama *	L 59-65 (ot)
F1	New Orleans *	W 85-83 (ot)
F3	at Arkansas State *	L 76-86
F8	at Fla. International *	W 46-45
F13	at Western Kentucky *	L 51-70
F15	at Middle Tennessee *	W 74-58
F20	New Mexico State *	W 72-64
F22	Louisiana-Lafayette *	L 81-85
M1	Florida International *	W 67-62
M7	vs. North Texas ^	W 74-73
M9	vs. New Mexico State ^	L 61-78

NUMERICAL ROSTER

#	Player	GP-GS	Min—Avg	—TOTAL—			—3-PTS—			—REBOUNDS—				PF	FO	A	TO	Blk	Stl	Pts	Avg	
				FG-FGA	Pct	3FG-FGA	Pct	FT-FTA	Pct	Off	Def	Tot	Avg									
21	Zachery, Nich	29-9	687—23.7	131-341	.384	85-212	.401	61-77	.792	6	64	70	2.4	46	0	65	69	4	38	408	14.1	
03	Ike, Jibrahn	30-30	851—28.4	129-292	.442	46-117	.393	101-122	.828	19	82	101	3.4	55	1	45	79	3	44	405	13.5	
23	Green, Mark	30-30	933—31.1	122-267	.457	46-131	.351	54-75	.720	18	113	131	4.4	65	0	49	59	5	27	344	11.5	
02	Willis, Columbus	28-22	597—21.3	58-102	.569	0-0	.000	44-72	.611	37	49	86	3.1	78	3	34	45	8	20	160	5.7	
01	Travis, Tony	28-17	743—26.5	42-101	.416	16-40	.400	47-59	.797	.14	44	58	2.1	60	1	69	52	3	28	147	5.3	
44	Yancey, Jake	22-19	503—22.9	52-93	.559	0-1	.000	37-70	.529	37	86	123	5.6	70	3	19	46	18	12	141	6.4	
10	Holden, Jamal	18-10	346—19.2	48-101	.475	0-0	.000	44-64	.688	36	53	89	4.9	49	2	10	24	12	3	140	7.8	
34	McCall, Danny	27-5	320—11.9	44-87	.506	0-0	.000	34-47	.723	32	37	69	2.6	31	1	8	16	10	7	122	4.5	
33	Jones, Nick	11-1	162—14.7	20-39	.513	1-5	.200	15-24	.625	9	15	24	2.2	12	0	8	10	1	8	56	5.1	
13	Muurinen, Kimmo	21-0	258—12.3	19-37	.514	1-6	.167	16-27	.593	18	29	47	2.2	36	1	16	18	2	7	55	2.6	
54	Eason, Darius	23-3	206—9.0	20-40	.500	0-0	.000	9-24	.375	13	35	48	2.1	40	2	7	26	11	3	49	2.1	
15	Jacobs, Josh	20-0	173—8.7	14-32	.438	2-10	.200	8-14	.571	10	12	22	1.1	26	1	1	17	0	4	38	1.9	
24	Hardman, Richard	22-0	166—7.5	12-19	.632	2-4	.500	5-9	.556	16	20	36	1.6	18	0	5	16	0	1	31	1.4	
20	Stuckey, Justin	21-4	205—9.8	10-29	.345	5-15	.333	4-8	.500	5	15	20	1.0	23	0	17	15	1	2	29	1.4	
30	Speights, Jermain	3-0	25—8.3	0-1	.000	0-0	.000	0-2	.000	0	4	4	1.3	1	0	4	4	0	0	0	0.0	
<b>TEAM</b>														39	37	76						
<b>TOTAL</b>		30	6175		721-1581	.456	204-541	.377	479-694	.690	309	695	1004	33.5	611	15	357	498	78	204	2125	70.8
<b>OPPONENTS</b>		30	6175		752-1705	.441	180-522	.345	427-615	.694	359	673	1032	34.4	630	365	472	96	184	2111	70.4	

NUMERICAL ROSTER

NO.	NAME	POS.	HT.	WT.	YR.-EXP.	HOMETOWN/PREVIOUS SCHOOL
01	Travis, Tony	G	6-0	185	Jr.-JC	Minneapolis, Minn./Northeastern JC
02	Willis, Columbus	F	6-5	215	Jr.-2L	Carrollton, Texas/Newman Smith HS
03	Ike, Jibrahn	G	6-2	190	Sr.-1L	Minneapolis, Minn./Southeastern CC
10	Holden, Jamal	F	6-9	235	Jr.-JC	Tulsa, Okla./Westark College
13	Muurinen, Kimmo	F	6-8	202	Fr.-HS	Vantaa, Finland/Makelannrinteen, Lukio
15	Jacobs, Josh	F	6-6	195	So.-1L	Mesquite, Texas/W. Mesquite HS
20	Stuckey, Justin	G	6-1	180	So.-RS	Jacksonville, Ark./Bossier Parish CC
21	Zachery, Nick	G	6-3	205	Jr.-2L	Rockford, Ill./Boylan Catholic HS
23	Green, Mark	G	6-2	175	Sr.-3L	Little Rock, Ark./Central HS
24	Hardman, Richard	F	6-6	225	So.-1L	Owasso, Okla./Owasso HS
30	Speights, Jermain	G	6-2	180	Jr.-2L	Marked Tree, Ark./Marked Tree HS
33	Jones, Nick	F	6-7	230	Sr.-1L	Kingston Springs, Tenn./Aquinas College
34	McCall, Danny	F	6-7	230	Sr.-1L	North Little Rock, Ark./Westark College
44	Yancey, Jake	F	6-10	245	Jr.-2L	Sheridan, Ark./Sheridan HS
54	Eason, Darius	F	6-9	245	So.-1L	Little Rock, Ark./McClellan HS

SEASON NOTES

Jibrahn Ike - 2nd Team All-Sun Belt Conference

SCHEDULE NOTES

- (1) Hawaiian Airlines Tip-off Tournament
- (2) New Mexico Comcast-Lobo Invitational
- \* Sun Belt Conference game
- ^ Sun Belt Conference Tournament (Bowling Green, Ky.)

2003-04 • 17-12 (9-5 SBC) • Steve Shields

<b>Record:</b>	<b>Overall</b>	<b>Home</b>	<b>Away</b>	<b>Neutral</b>
All Games	17-12	12-2	3-8	2-2
Conference	9-5	6-1	3-4	0-0
Non-Conference	8-7	6-1	0-4	2-2

Date	Opponent	Result
N22	at Arizona State	L 79-82
N25	at St. Bonaventure	L 75-89
N29	Southern Arkansas	W 72-48
D2	Alcorn State	W 84-49
D5	vs. Idaho State (1)	L 47-51
D6	vs. IPFW (1)	W 69-57
D9	Harding	W 90-56
D13	at Louisiana-Monroe	L 69-73
D17	Southern	W 73-59
D20	at Creighton	L 66-91
D30	Louisiana-Monroe	W 82-56
J3	Mississippi State	L 58-68
J6	at Florida International *	W 65-53
J10	Arkansas State *	W 75-65
J15	at Western Kentucky *	L 71-86
J17	at Middle Tennessee *	W 68-66
J22	North Texas *	L 77-82
J24	Denver *	W 68-53
J26	Williams Baptist	W 102-51
J31	at Arkansas State *	L 56-57
F5	South Alabama *	W 86-53
F7	at New Orleans *	L 95-100 (2ot)
F14	Fla. International *	W 62-46
F19	Western Kentucky *	W 68-60
F21	Middle Tennessee *	W 59-54
F26	at New Mexico State *	W 58-55
F28	at Louisiana-Lafayette *	L 66-70!
M6	vs. Arkansas State ^	W 83-78 (ot)
M8	vs. New Orleans ^	L 65-80

NUMERICAL ROSTER

#	Player	GP-GS	Min—Avg	—TOTAL—			—3-PTS—			—REBOUNDS—				PF	FO	A	TO	Blk	Stl	Pts	Avg	
				FG-FGA	Pct	3FG-FGA	Pct	FT-FTA	Pct	Off	Def	Tot	Avg									
20	Freeman, Brandon	29-23	752—25.9	126-306	.412	63-165	.382	76-92	.826	21	64	85	2.9	46	0	37	50	0	25	391	13.5	
10	Holden, Jamal	29-20	649—22.4	111-239	.464	0-0	.000	95-134	.709	45	81	126	4.3	71	0	13	62	17	8	317	10.9	
24	Hardman, Richard	28-26	710—25.4	103-212	.486	25-72	.347	47-58	.810	69	108	177	6.3	72	4	30	35	15	32	278	9.9	
03	Wright, Zack	29-1	563—19.4	71-161	.441	6-25	.240	76-94	.809	35	37	72	2.5	53	0	38	47	7	11	224	7.7	
54	Eason, Darius	29-11	496—17.1	77-143	.538	0-0	.000	55-95	.579	47	86	133	4.6	74	1	13	52	31	11	209	7.2	
13	Muurinen, Kimmo	28-9	475—17.0	60-130	.462	16-39	.410	34-46	.739	38	65	103	3.7	65	1	22	35	10	9	170	6.1	
15	Jacobs, Josh	29-21	534—18.4	51-94	.543	3-11	.273	35-62	.565	48	49	97	3.3	66	1	19	37	9	21	140	4.8	
21	Zachery, Nick	8-3	197—24.6	35-84	.417	17-51	.333	16-23	.696	5	19	24	3.0	15	1	18	24	0	10	103	12.9	
11	Grabber, Zack	29-29	857—29.6	23-72	.319	11-40	.275	43-56	.768	7	63	70	2.4	62	2	118	50	2	40	100	3.4	
25	Stuckey, Justin	27-2	204—7.6	12-48	.250	7-29	.241	18-26	.692	6	11	17	0.6	23	0	8	16	0	8	49	1.8	
05	Williams, Wadale	28-0	266—9.5	11-48	.229	4-23	.174	21-29	.724	6	26	32	1.1	16	0	25	30	0	8	47	1.7	
42	Pridgeon, Michael	12-0	64—5.3	10-14	.714	0-0	.000	14-15	.933	9	18	27	2.3	7	0	0	2	0	1	34	2.8	
30	Speights, Jermain	12-0	77—5.9	3-15	.200	1-4	.250	4-9	.444	4	8	12	0.9	8	0	7	8	1	2	11	0.8	
55	Korolev, Alexei	8-0	31—3.9	4-8	.500	0-0	.000	0-0	.000	0	2	2	0.3	2	0	1	1	0	8	1.0		
<b>TEAM</b>														36	59	95						
<b>TOTAL</b>		29	5875		637-1541	.413	124-391	.317	463-678	.683	386	617	1003	34.6	520	15	413	448	76	224	1861	64.2
<b>OPPONENTS</b>		29	5875		665-1477	.450	181-499	.363	388-526	.738	275	625	900	31.0	585	338	488	111	177	1899	65.5	

NUMERICAL ROSTER

NO.	NAME	POS.	HT.	WT.	YR.-EXP.	HOMETOWN/PREVIOUS SCHOOL
02	Willis, Columbus	F	6-5	230	Sr.-3L	Carrollton, Texas/Newman Smith HS
03	Wright, Zack	G	6-2	175	Fr.-HS	Killeen, Texas/Ellison HS
05	Williams, Wadale	G	6-0	185	Fr.-HS	Columbia, Tenn./Central HS
10	Holden, Jamal	F	6-9	220	Sr.-1L	Tulsa, Okla./Westark
11	Grabber, Zack	G	5-11	165	Jr.-JC	Salina, Kan./Coffeyville CC
13	Muurinen, Kimmo	F	6-8	202	So.-1L	Vantaa, Finland/Makelannrinteen, Lukio
15	Jacobs, Josh	G	6-6	195	Jr.-2L	Mesquite, Texas/W. Mesquite HS
20	Freeman, Brandon	G	6-2	175	Jr.-JC	Greenwood, S.C./Chipola JC
21	Zachery, Nick	G	6-3	205	Sr.-3L	Rockford, Ill./Boylan Catholic HS
22	Pridgeon, Michael	F	6-7	210	Jr.-TR	Pine Bluff, Ark./Arkansas Tech
23	Ademi, Armend	F	6-9	240	Fr.-HS	Prishtina, Kosovo/Kent(Conn.)School
24	Hardman, Richard	G/F	6-6	225	Jr.-2L	Owasso, Okla./Owasso HS
30	Speights, Jermain	G	6-2	180	Sr.-2L	Marked Tree, Ark./Marked Tree HS
33	Korolev, Alexei	C	7-0	240	So.-JC	Plano, Texas/Collin County CC
52	Stuckey, Justin	G	6-1	180	Jr.-1L	Little Rock, Ark./Bossier Parish CC
54	Eason, Darius	F	6-9	245	Jr.-2L	Little Rock, Ark./McClellan HS

SEASON NOTES

2003-04 Sun Belt Conference East Division Champs  
Steve

## 2004-05 • 18-10 (10-4 SBC) • Steve Shields

Record:	Overall	Home	Away	Neutral
All Games	18-10	13-1	4-8	1-1
Conference	10-4	6-1	4-3	0-0
Non-Conference	8-6	7-0	0-5	1-1

Date	Opponent	Result
N20	Southern Arkansas	W 82-63
N23	at #6 Oklahoma State	L 65-90
N26	at #3 Georgia Tech	L 54-79
N30	Southern	W 75-60
D3	vs. SE Louisiana (1)	W 58-48
D4	at Southwest Missouri St. (1)	L 51-64
D7	Southern Illinois	W 70-53
D11	at Mississippi State	L 53-83
D17	St. Bonaventure	W 76-56
D20	McNeese State	W 78-68
D29	St. Gregory's	W 71-53
J2	Harding	W 75-57
J6	Florida International *	W 67-57
J10	at Middle Tennessee *	L 50-85
J13	Western Kentucky *	W 69-66
J15	Middle Tennessee *	W 69-62
J20	at North Texas *	W 71-64
J22	at Denver *	L 58-68
J27	Arkansas State *	L 64-78
J30	at Florida International * L	114-118 (5ot)
F3	at South Alabama *	W 58-54
F5	New Orleans *	W 66-49
F10	at Arkansas State *	W 73-67
F17	at Western Kentucky *	W 55-53
F19	at Bowling Green (2)	L 66-74
F24	New Mexico State *	W 75-69
F26	Louisiana-Lafayette *	W 64-63!
M5	vs. Florida International ^ L	64-69

### NUMERICAL ROSTER

#	Player	GP-GS	Min—Avg	--TOTAL--			--3-PTS--			--REBOUNDS--				PF	FO	A	TO	Blk	Stl	Pts	Avg									
				FG-FGA	Pct	3FG-FGA	Pct	FT-FTA	Pct	Off	Def	Tot	Avg																	
20	Freeman, Brandon	28-28	967—34.5	164-349	.470	74-177	.418	54-66	.818	13	75	88	3.1	51	1	27	54	3	29	456	16.3									
03	Wright, Zach	28-3	715—25.5	84-183	.459	17-41	.415	126-152	.829	38	73	111	4.0	54	0	80	75	7	24	311	11.1									
24	Hardman, Richard	28-28	692—24.7	119-261	.456	13-49	.265	54-66	.818	67	138	205	7.3	89	8	27	43	14	32	305	10.9									
54	Eason, Darius	28-26	669—23.9	114-247	.481	0-0	.000	47-78	.603	37	98	135	4.8	85	5	22	63	32	7	275	9.8									
02	Willis, Columbus	28-2	584—19.5	74-174	.503	1-7	.143	31-54	.574	34	57	91	3.3	77	2	37	38	10	20	180	6.4									
11	Graber, Zack	28-28	1029—36.8	32-75	.427	23-57	.404	26-34	.765	6	67	73	2.6	56	0	124	74	0	44	113	4.0									
15	Jacobs, Josh	28-25	515—18.4	34-81	.420	1-9	.111	40-64	.625	36	31	67	2.4	73	2	29	44	9	16	109	3.9									
01	Muldrow, Elijah	28-0	242—8.6	20-63	.317	6-26	.231	15-17	.882	4	19	23	0.8	14	0	17	16	10	6	61	2.2									
22	Pridgeon, Michael	28-0	247—8.8	18-47	.383	0-0	.000	18-32	.563	17	29	46	1.6	33	0	6	10	3	9	54	1.9									
32	Knight, Jarryd	15-0	51—3.4	8-20	.400	7-17	.412	2-5	.400	1	3	4	0.3	3	0	3	2	0	0	25	1.7									
33	Korolev, Alexei	10-0	52—5.2	1-4	.250	0-0	.000	0-0	.000	0	6	6	0.6	6	0	0	2	1	0	2	0.2									
05	Harding, Buddy	1-0	1—1.0	0-0	.000	0-0	.000	0-0	.000	0	0	0	0.0	0	0	0	0	0	0	0	0.0									
TEAM											36	37	73		1		2													
TOTAL		28	5725	668-1467	.455	142-383	.371	413-586	.727	289	633	922	32.9	542	18	372	423	89	187	1891	67.5									
OPPONENTS		28	5725	665-1541	.432	165-476	.347	375-567	.661	349	594	943	33.7	549		348	449	80	169	1870	66.8									

### NUMERICAL ROSTER

NO.	NAME	POS.	HT.	WT.	YR.-EXP.	HOMETOWN/PREVIOUS SCHOOL
01	Muldrow, Elijah	G	6-2	180	Jr.-JC	Far Rockaway, N.Y./Ventura CC
02	Willis, Columbus	F	6-5	230	Sr.-2L	Carrollton, Texas/Newman Smith HS
03	Wright, Zach	G	6-2	175	So.-1L	Austin, Texas/Killeen Ellison HS
05	Harding, Buddy %	G	6-2	170	Fr.-HS	Little Rock, Ark./Pulaski Academy
11	Graber, Zack	G	5-11	165	Sr.-1L	Salina, Kan./Coffeyville CC
15	Jacobs, Josh	G	6-6	195	Sr.-3L	Mesquite, Texas/West Mesquite HS
20	Freeman, Brandon	G	6-2	175	Sr.-1L	Greenwood, S.C./Chipola JC
22	Pridgeon, Michael	F	6-7	225	Sr.-1L	Pine Bluff, Ark./Arkansas Tech
23	Malone, Lekheythan \$	F	6-6	190	Fr.-HS	Dallas, Texas/Lancaster HS
24	Hardman, Richard	F	6-6	225	Sr.-3L	Owasso, Okla./Owasso HS
32	Knight, Jarryd	G	6-2	167	Fr.-HS	Houston, Texas/Cypress Community Christian HS
33	Korolev, Alexei	C	7-0	240	Jr.-JC	Plano, Texas/Collin County CC
42	Nichols, Brandon \$	F	6-8	220	Fr.-HS	Mesquite, Texas/North Mesquite HS
54	Eason, Darius	F	6-9	245	Sr.-3L	Little Rock, Ark./McClellan HS

### SEASON NOTES

2004-05 Sun Belt Conference East Division Champs  
 Brandon Freeman - 2nd Team All-Sun Belt Conference,  
 NABC 2nd Team All-District  
 % Buddy Harding played in one game before sitting  
 out the rest of the year as a medical redshirt  
 \$ Lekheythan Malone and Brandon Nichols sat out the  
 2004-05 season as redshirts

### SCHEDULE NOTES

(1) SMS PriceCutter Classic (Springfield, Mo.)  
 (2) ESPN Bracket Buster game  
 ! Game vacated due to NCAA sanctions against ULL  
 \* Sun Belt Conference game  
 ^ Sun Belt Conference Tournament (Denton, Texas)

## 2005-06 • 14-15 (5-9 SBC) • Steve Shields

Record:	Overall	Home	Away	Neutral
All Games	14-15	9-6	3-7	2-2
Conference	5-9	2-6	3-3	0-0
Non-Conference	9-6	7-0	0-4	2-2

Date	Opponent	Result
N18	at Appalachian State	L 65-75
N22	Navy	W 61-57
N26	Texas State	W 73-54
N29	John Brown	W 67-62
D3	vs. Michigan State	L 67-72
D5	at Illinois	L 49-75
D10	Bowling Green	W 68-60
D13	Arkansas Pine Bluff	W 72-54
D20	Appalachian State	W 78-63
D22	at Southern Illinois	L 42-67
D29	at Utah State	L 44-76
D30	vs. Idaho State	W 73-72
J5	at Florida International * W	55-53
J9	Arkansas State *	L 70-74
J12	at Western Kentucky *	L 70-74
J14	at Middle Tennessee *	W 68-66
J19	North Texas *	W 69-60
J21	Denver *	W 62-52
J28	at Arkansas State *	L 66-78
F2	South Alabama *	L 58-65
F4	at Troy *	W 73-66
F9	*Florida International	L 55-58
F11	Savannah State	W 81-53
F16	Western Kentucky *	L 73-74
F18	Middle Tennessee *	L 58-68
F23	at New Orleans *	L 60-69
F25	Louisiana Layfayette *	L 59-69
M3	vs. North Texas ^	W 72-55
M5	vs. South Alabama ^	L 53-78

### NUMERICAL ROSTER

#	Player	GP-GS	Min—Avg	--TOTAL--			--3-PTS--			--REBOUNDS--				PF	FO	A	TO	Blk	Stl	Pts	Avg										
				FG-FGA	Pct	3FG-FGA	Pct	FT-FTA	Pct	Off	Def	Tot	Avg																		
03	Wright, Zack	28-25	923—33.0	110-276	.399	17-65	.262	106-140	.757	52	87	139	5.0	72	2	164	106	13	66	343	12.3										
24	Jones-Jennings, R.	29-28	985—34.0	120-271	.443	0-0	.000	115-190	.605	104	225	329	11.3	63	3	25	75	22	27	355	12.2										
01	Muldrow, Elijah	29-29	861—29.7	119-295	.403	44-132	.333	37-57	.649	9	40	49	1.7	71	2	66	47	18	35	319	11.0										
23	Malone, Lekheythan	29-22	809—27.9	99-246	.402	26-81	.321	63-78	.808	46	63	109	3.8	84	5	36	57	5	17	287	9.9										
34	Ray, Byron	26-17	548—21.1	83-163	.509	0-1	.000	61-96	.635	64	55	119	4.6	61	1	13	43	6	29	227	8.7										
02	Eggins, DeAndre	28-11	644—23.0	62-160	.388	27-70	.386	56-77	.727	34	53	87	3.1	69	1	35	39	5	35	207	7.4										
32	Knight, Jarryd	2-0	36—18.0	4-22	.182	3-16	.188	0-0	.000	0	3	3	1.5	4	0	3	3	1	0	11	5.5										
42	Nichols, Brandon	28-1	245—8.8	22-49	.449	4-15	.267	6-9	.667	15	26	41	1.5	37	0	8	14	1	1	54	1.9										
10	Akins, Terrance	2-0	18—9.0	1-3	.333	1-3	.333	0-0	.000	0	0	0	0.0	1	0	0	0	0	0	3	1.5										
05	Harding, Buddy	28-10	577—20.6	9-37	.243	2-8	.250	16-23	.696	3	22	25	0.9	48	0	56	46	0	12	36	1.3										
33	Thornton, Chris	14-0	60—4.3	4-8	.500	0-0	.000	2-4	.500	4	3	7	0.5	3	0	2	1	1	10	0.7											
12	Razz, Lorenzo	20-2	93—4.7	4-11	.364	0-0	.000	1-4	.250	6	5	11	0.6	7	0	5	9	4	1	9	0.5										
55	Neal, Nathan	1-0	1—1.0	0-0	.000	0-0	.000	0-0	.000	0	0	0	0.0	0	0	0	0	0	0	0	0.0										
TEAM											49	35	84	2.9	0		7														
TOTAL		29	5800	637-1541	.413	124-391	.317	463-678	.683	386	617	1003	34.6	520	15	413	448	76	224	1861	64.2										
OPPONENTS		29	5799	665-1477	.450	181-499	.363	388-526	.738	275	625	900	31.0	585		338	488	111	177	1899	65.5										

### NUMERICAL ROSTER

NO.	NAME	POS.	HT.	WT.	YR.-EXP.	HOMETOWN/PREVIOUS SCHOOL
01	Muldrow, Elijah	G	6-2	172	Sr.-1L	Far Rockaway, N.Y./Ventura CC
02	Eggins, DeAndre	G	6-5	191	Fr.-HS	Alexandria, La./Peabody Magnet HS
03	Wright, Zack	G	6-2	182	Jr.-2L	Austin, Texas/Killeen Ellison HS
05	Harding, Buddy	G	6-1	171	Fr.-RS	Little Rock, Ark./Pulaski Academy
10	Akins, Terrance \$	G	6-1	173	Jr.-JC	Little Rock, Ark./Holmes CC, Parkview HS
12	Razz, Lorenzo	F	6-5	231	Jr.-JC	Lake Worth, Fla./Palm Beach CC, Lake Worth HS
20	Newth, Kyley	G	6-5	195	Fr.-HS	Mountain Home, Ark./Mountain Home HS
22	Jackson, James	G	6-4	176	Fr.-HS	Jacksonville, Ark./Sylvan Hills HS
23	Malone, Lekheythan	F	6-6	195	Fr.-RS	Dallas, Texas/Lancaster HS
24	Jones-Jennings, Rashad F	F	6-8	232	Jr.-JC	Chattanooga, Tenn./Chattanooga State CC
33	Thornton, Chris	F	6-6	223	Jr.-JC	Sacramento, Calif./Yuba CC, Capital Christian HS
34	Ray, Byron	F	6-7	252	Jr.-JC	Scobey, Miss./NW Miss. CC, Coffeeyville HS
42	Nichols, Brandon	F	6-8	230	Fr.-RS	Mesquite, Texas/North Mesquite HS

### SEASON NOTES

First season at the Jack Stephens Center  
 Rashad Jones-Jennings - 3rd Team All-Sun Belt  
 Zack Wright - 3rd Team All-Sun Belt  
 Lekheythan Malone - Sun Belt Freshman of the Year  
 \$ Terrance Akins played in two games before sitting out  
 the rest of the season as a medical redshirt

### SCHEDULE NOTES

\* Sun Belt Conference game  
 ^ Sun Belt Conference Tournament (Murfreesboro Tenn.)

2006-07 • 13-17 (8-10 SBC) • Steve Shields

<b>Record:</b>	<b>Overall</b>	<b>Home</b>	<b>Away</b>	<b>Neutral</b>
All Games	13-17	7-6	5-1	1-0
Conference	8-10	5-4	3-6	0-0
Non-Conference	5-7	2-2	2-5	1-0

Date	Opponent	Result
N10	Central Methodist	W 83-54
N13	vs. Akron (1)	W 81-79
N14	at Texas Tech	L 59-93
N18	at Tulsa	W 83-77
N22	at Texas State	W 83-77
N25	Tennessee Martin	W 58-56
N27	at Texas A&M	L 35-75
N30	at Centenary	L 59-69
D5	McNeese State	L 46-60
D9	at Minnesota	W 67-66
D13	Belmont	L 57-72
D16	Denver *	W 73-47
D21	at Louisiana-Monroe *	L 68-76 (ot)
D28	at Louisiana-Lafayette *	W 59-55
D31	at Troy *	L 70-82
J4	North Texas *	W 86-75
J6	New Orleans *	L 73-82
J11	at Arkansas State *	L 51-77
J13	at South Alabama *	L 54-68
J17	Western Kentucky *	W 71-69
J20	Middle Tennessee *	L 60-61
J27	at Florida Atlantic *	L 71-75
F1	Florida International *	W 86-68
F3	Louisiana-Monroe *	L 57-58
F8	at Denver *	W 74-68
F10	Troy *	W 79-71
F17	at North Texas *	L 69-74
F22	at New Orleans *	W 65-64
F24	Arkansas State *	L 55-61
F28	at New Orleans ^	L 70-77

NUMERICAL ROSTER

#	Player	GP-GS	Min—Avg	--TOTAL--			--3-PTS--			--REBOUNDS--				PF	FO	A	TO	Blk	Stl	Pts	Avg	
				FG-FGA	Pct	3FG-FGA	Pct	FT-FTA	Pct	Off	Def	Tot	Avg									
24	Jones-Jennings, R.	30-27	973—32.4	130-259	.502	0-3	.000	116-201	.577	142	250	392	13.1	73	0	42	50	29	25	376	12.5	
10	Akins, Terrance	30-29	880—29.3	127-311	.408	77-192	.401	37-41	.902	11	46	57	1.9	69	0	55	45	2	26	368	12.3	
01	Eggin, DeAndre	25-13	687—27.5	84-242	.347	26-102	.255	90-123	.732	37	59	96	3.8	61	0	46	65	5	18	284	11.4	
23	Malone, Lekheythan	30-25	746—24.9	98-201	.488	19-57	.333	35-45	.778	46	71	117	3.9	73	2	32	50	6	22	250	8.3	
03	Moore, Steven	30-16	621—20.7	60-153	.392	21-69	.304	66-84	.786	7	34	41	1.4	43	1	82	78	0	15	207	6.9	
34	Ray, Byron	30-21	585—19.5	68-140	.486	0-0	.000	47-90	.522	61	86	147	4.9	70	2	19	47	20	17	183	6.1	
13	Moss, Rashad	30-4	335—11.2	50-94	.532	1-6	.167	31-47	.660	28	32	60	2.0	40	0	17	29	4	4	132	4.4	
42	Nichols, Brandon	25-1	265—10.6	23-57	.404	5-20	.250	4-7	.571	8	22	30	1.2	33	0	8	20	3	3	55	2.2	
14	Johnson, Corey	27-0	230—8.5	18-61	.295	12-44	.273	3-3	1.000	4	4	8	0.3	12	0	7	7	1	7	51	1.9	
05	Harding, Buddy	30-9	544—18.1	12-49	.245	4-25	.160	21-31	.677	2	15	17	0.6	53	1	69	41	1	13	49	1.6	
12	Razz, Lorenzo	24-5	159—6.6	10-23	.435	0-0	.000	4-6	.667	13	11	24	1.0	22	0	16	8	2	7	24	1.0	
<b>TEAM</b>										50	29	79	2.6	0								
<b>TOTAL</b>		30	6025	680-1590	.428	165-518	.319	454-678	.670	409	659	1068	35.6	549	6	393	449	73	157	1979	66.0	
<b>OPPONENTS</b>		30	6025	735-1605	.458	215-549	.392	390-551	.708	297	627	924	30.8	597		408	394	85	168	2075	69.2	

NUMERICAL ROSTER

NO.	NAME	POS.	HT.	WT.	YR-EXP.	HOMETOWN/PREVIOUS SCHOOL
01	Eggin, DeAndre	G	6-5	192	So.-1L	Alexandria, La./Peabody Magnet
03	Moore, Steven	G	6-0	171	Fr.-HS	Little Rock, Ark./Mills HS
05	Harding, Buddy	G	6-1	182	So.-1L	Little Rock, Ark./Pulaski Academy
10	Akins, Terrance	G	6-1	182	Jr.-RS	Little Rock, Ark./Holmes CC
12	Razz, Lorenzo	F	6-5	221	Sr.-1L	Lake Worth, Fla./Palm Beach CC
13	Moss, Rashad	F	6-7	218	Jr.-JC	Freeport, Bahamas/Northern Oklahoma-Enid
14	Johnson, Corey	G	6-1	166	Jr.-JC	Fayetteville, N.C./Aiken Technical College
15	Patterson, Brandon	G	6-6	181	Jr.-TR	Tucker, Ark./Alzheimer HS (Ole Miss)
23	Malone, Lekheythan	F	6-6	201	So.-1L	Dallas, Texas/Lancaster HS
24	Jones-Jennings, Rashad	F	6-8	231	Sr.-1L	Chattanooga, Tenn./Chattanooga State CC
32	Smith, Mike	F	6-7	277	So.-TR	Jacksonville, Ark./Jacksonville HS (Ole Miss)
34	Ray, Byron	F	6-7	256	Sr.-1L	Scobey, Miss./NW Mississippi CC
42	Nichols, Brandon	F	6-8	222	So.-1L	Mesquite, Texas/North Mesquite HS

SEASON NOTES

Rashad Jones-Jennings - Led the nation in rebounding average at 13.1 rebounds per game  
 Rashad Jones-Jennings - 1st Team All-Sun Belt, NABC 1st Team All-District, Sun Belt Male Student-Athlete of the Year  
 \$ - Brandon Patterson and Mike Smith sat out the 2006-2007 season as transfers from Ole Miss

SCHEDULE NOTES

(1) Game played in Lubbock, Texas  
 \* Sun Belt Conference game  
 ^ Sun Belt Conference Tournament (New Orleans, La.)

2007-08 • 20-11 (11-7 SBC) • Steve Shields

<b>Record:</b>	<b>Overall</b>	<b>Home</b>	<b>Away</b>	<b>Neutral</b>
All Games	20-11	13-3	6-7	1-1
Conference	11-7	7-2	4-5	0-0
Non-Conference	9-4	6-1	2-2	1-1

Date	Opponent	Result
N9	Ozarks	W 92-54
N12	at Loyola Marymount	W 71-40
N18	UT Arlington	L 58-68
N20	Centenary	W 72-64
N24	Louisiana Tech	W 63-49
N27	at Rice	W 59-52
D1	Tulsa	W 62-51
D8	John Brown	W 73-36
D15	Florida International *	W 75-67
D18	Pepperdine	W 70-65
D22	at Creighton	L 61-80
D29	at Northern Illinois	L 55-59
J2	at New Orleans *	W 84-75
J5	at Arkansas State *	L 62-77
J10	Louisiana-Lafayette *	W 74-63
J13	at Denver *	L 40-54
J17	Louisiana-Monroe *	W 59-57
J19	South Alabama *	L 65-72
J24	at Troy *	W 63-61
J27	Florida Atlantic *	W 80-76
J31	at Western Kentucky *	L 47-71
F7	at Middle Tennessee *	L 46-63
F9	North Texas *	W 84-82
F13	at Florida International *	L 45-57
F16	New Orleans *	L 75-77
F21	Arkansas State *	W 82-52
F23	at Louisiana-Lafayette *	W 61-58
F28	Denver *	W 66-55
M1	at ULM *	W 59-55
M9	vs. Florida Atlantic ^	W 66-60
M10	vs. Western Kentucky ^	L 55-70

NUMERICAL ROSTER

#	Player	GP-GS	Min—Avg	--TOTAL--			--3-PTS--			--REBOUNDS--				PF	FO	A	TO	Blk	Stl	Pts	Avg	
				FG-FGA	Pct	3FG-FGA	Pct	FT-FTA	Pct	Off	Def	Tot	Avg									
03	Moore, Steven	31-18	779—25.1	90-205	.439	42-97	.433	85-121	.702	16	71	87	2.8	57	0	109	84	1	31	307	9.9	
32	Smith, Mike	31-17	746—24.1	109-206	.529	0-5	.000	66-113	.584	54	113	167	5.4	85	1	29	66	9	15	284	9.2	
10	Akins, Terrance	31-19	658—21.2	78-221	.353	48-137	.350	25-34	.735	5	60	65	2.1	50	0	59	42	1	20	229	7.4	
01	Eggin, DeAndre	30-17	626—20.9	69-168	.411	14-52	.269	68-98	.694	52	63	115	3.8	59	0	37	56	5	23	220	7.3	
21	Fowler, John	31-17	669—21.6	58-137	.423	12-42	.286	86-117	.735	53	64	117	3.8	78	3	25	52	15	34	214	6.9	
00	Edwards, Shane	31-21	570—18.4	67-151	.444	12-39	.308	46-78	.590	47	77	124	4.0	73	2	17	40	14	23	192	6.2	
15	Patterson, Brandon	28-23	818—29.2	59-144	.410	9-35	.257	42-61	.689	19	68	87	3.1	56	0	77	61	18	26	169	6.0	
20	Mouzy, Matt	18-0	165—9.2	30-64	.469	21-49	.429	2-3	.667	1	10	11	.6	16	0	8	8	1	5	83	4.6	
23	Malone, Lekheythan	18-9	292—16.2	23-71	.324	5-19	.263	25-36	.694	22	46	68	3.8	38	1	11	26	3	9	76	4.2	
33	Bails, Derrick	31-0	306—9.9	49-116	.422	0-3	.000	26-41	.634	26	59	85	2.7	46	0	3	30	22	9	124	4.0	
13	Moss, Rashad	29-12	373—12.9	41-85	.482	1-2	.500	22-45	.489	39	50	89	3.1	66	2	14	28	9	9	105	3.6	
02	Stewart, Kelson	11-0	59—5.4	5-13	.385	1-4	.250	0-0	.000	2	2	4	0.4	2	0	6	2	0	2	11	1.0	
05	Jackson, LeMarvon	18-2	139—7.7	2-7	.286	0-0	.000	6-10	.600	7	18	25	1.4	14	0	4	7	5	5	10	0.6	
<b>TEAM</b>										39	46	85	2.8	0								
<b>TOTAL</b>		31	6200	680-1588	.428	165-484	.341	499-757	.659	382	747	1129	36.4	640	9	399	506	103	211	2024	65.3	
<b>OPPONENTS</b>		31	6200	633-1569	.403	164-565	.290	490-700	.700	305	661	966	31.2	669		341	497	107	183	1920	61.9	

NUMERICAL ROSTER

NO.	NAME	POS.	HT.	WT.	YR-EXP.	HOMETOWN/PREVIOUS SCHOOL
00	Edwards, Shane	F	6-7	186	Jr.-JC	Gilbert, Ariz./Northeastern (Colo.) JC
01	Eggin, DeAndre	G	6-5	198	Jr.-2L	Alexandria, La./Peabody Magnet
02	Stewart, Kelson	G/F	6-4	179	Fr.-HS	Forrest City, Ark./Forrest City HS
03	Moore, Steven	G	6-0	167	So.-1L	Little Rock, Ark./Mills HS
05	Jackson, LaMarvon	F	6-6	200	Jr.-JC	Ashford, Ala./Bevill State-Jasper CC
10	Akins, Terrance	G	6-1	181	Sr.-1L	Little Rock, Ark./Holmes CC
11	Scott, James Jr.	G	6-0	152	Fr.-HS	Gary, Ind./Roosevelt HS
13	Moss, Rashad	F	6-7	228	Sr.-1L	Freeport, Bahamas/Northern Oklahoma-Enid
15	Patterson, Brandon	G	6-6	192	Jr.-RS	Tucker, Ark./Alzheimer HS (Ole Miss)
20	Mouzy, Matt	G	6-0	170	Fr.-HS	Jonesboro, Ark./Nettleton HS
21	Fowler, John	F	6-4	193	Jr.-JC	Blytheville, Ark./Mineral Area (Mo.) College
23	Malone, Lekheythan	F	6-6	201	Jr.-2L	Dallas, Texas/Lancaster HS
25	Smith, Brian	G	6-2	178	Fr.-HS	Birmingham, Ala./E.B. Erwin HS
32	Smith, Mike	F	6-7	286	So.-RS	Jacksonville, Ark./Jacksonville HS (Ole Miss)
33	Bails, Derrick	F	6-9	260	Fr.-HS	Ripley, Miss./Ripley HS

SEASON NOTES

Sun Belt Conference West Division Champions

SEASON NOTES

\* Sun Belt Conference game  
 ^ Sun Belt Conference Tournament (Mobile, Ala.)

2008-09 • 23-8 (15-3 SBC) • Steve Shields

<b>Record:</b>	<b>Overall</b>	<b>Home</b>	<b>Away</b>	<b>Neutral</b>
All Games	23-8	11-4	11-3	1-1
Conference	15-3	7-2	8-1	0-0
Non-Conference	8-5	4-2	3-2	1-1

Date	Opponent	Result
N14	at Cal Poly	W 67-40
N16	at Pepperdine	W 66-65
N22	Louisiana Tech	W 78-69
N25	Creighton	W 71-69
N29	Loyola Marymount	W 67-59
D3	at Missouri State	L 37-59
D8	at Oral Roberts	W 69-66
D12	Wright State	L 55-62
D14	Northern Illinois	W 97-85
D17	at Memphis	L 51-59
D20	at Arkansas State *	W 65-59
D28	Rice	L 72-79
D31	ULM *	W 95-87 (ot)
J3	Western Kentucky *	L 47-79
J8	North Texas *	W 78-77 (ot)
J10	at New Orleans *	W 62-46
J15	at Louisiana *	W 79-71 (ot)
J17	Middle Tennessee *	W 70-65
J22	at South Alabama *	W 61-59
J24	Troy *	L 58-63
J29	at Florida Atlantic *	W 66-59
J31	at FIU *	W 78-57
F7	Denver *	W 66-57
F12	at Arkansas State *	W 58-57
F14	ULM *	W 70-61
F19	Western Kentucky *	L 69-78
F21	at North Texas *	W 58-54
F26	New Orleans *	W 80-54
F28	Louisiana-Lafayette *	W 67-60
M8	vs. Denver ^	W 58-55
M9	vs. South Alabama ^	L 44-54

NUMERICAL ROSTER

#	Player	GP-GS	Min—Avg	—TOTAL—			—3-PTS—			—REBOUNDS—				PF	FO	A	TO	Blk	Stl	Pts	Avg	
				FG-FGA	Pct	3FG-FGA	Pct	FT-FTA	Pct	Off	Def	Tot	Avg									
03	Moore, Steven	23-14	646—28.1	90-199	.452	28-74	.378	105-130	.808	7	47	54	2.3	34	0	73	64	0	15	313	13.6	
00	Edwards, Shane	31-31	843—27.2	134-275	.487	16-55	.291	83-123	.675	55	112	167	5.4	81	4	47	67	21	29	367	11.8	
21	Fowler, John	31-31	936—30.2	91-214	.425	26-73	.356	119-167	.713	72	103	175	5.6	96	2	61	62	17	22	327	10.5	
20	Mouzy, Matt	31-18	890—28.7	108-270	.400	73-191	.382	25-33	.758	7	58	65	2.1	51	0	47	43	4	36	314	10.1	
32	Smith, Mike	23-9	515—22.4	63-141	.447	0-0	.000	38-71	.535	35	75	110	4.8	69	2	17	36	7	15	164	7.1	
15	Patterson, Brandon	31-24	889—28.7	73-165	.442	2-12	.167	37-53	.698	42	82	124	4.0	69	3	87	74	27	25	185	6.0	
12	Jackson, Courtney	31-1	364—11.7	49-98	.500	0-1	.000	14-34	.412	20	47	67	2.2	37	1	13	25	8	4	112	3.6	
24	Burton, Wayne	27-19	309—11.4	39-78	.500	0-0	.000	14-25	.560	28	47	75	2.8	66	2	8	25	13	6	92	3.4	
33	Bails, Derrick	25-0	203—8.1	26-63	.413	0-0	.000	11-20	.550	16	51	67	2.7	27	1	2	12	4	4	63	2.5	
23	Jackson, Curtis	25-0	179—7.2	17-47	.362	12-34	.353	6-9	.667	4	11	15	0.6	23	0	6	9	0	1	52	2.1	
11	Foster, Lionel	26-6	265—10.2	9-18	.500	2-5	.400	18-31	.581	1	13	14	0.5	20	0	38	26	1	14	38	1.5	
05	Jackson, LaMarvon	27-2	233—8.6	12-19	.632	0-0	.000	8-18	.444	11	32	43	1.6	35	1	5	13	6	0	32	1.2	
02	Stewart, Kelson	1-0	3—3.0	0-2	.000	0-0	.000	0-0	.000	1	0	1	1.0	0	0	0	0	0	0	0	0.0	
<b>TEAM</b>													<b>36</b>	<b>66</b>	<b>102</b>				<b>9</b>			
<b>TOTAL</b>		31	6275		711-1589	.447	159-445	.357	478-714	.669	335	744	1079	34.8	608	16	404	465	108	171	2059	66.4
<b>OPPONENTS</b>		31	6275		663-1649	.402	170-533	.319	468-667	.702	342	668	1010	32.6	608		368	434	97	162	1964	63.4

NUMERICAL ROSTER

NO.	NAME	POS.	HT.	WT.	YR-EXP.	HOMETOWN/PREVIOUS SCHOOL
00	Edwards, Shane	F	6-7	212	Sr.-1L	Gilbert, Ariz./Northeastern (Colo.) JC
02	Stewart, Kelson	G/F	6-4	193	So.-1L	Forrest City, Ark./Forrest City HS
03	Moore, Steven	G	6-0	176	Jr.-2L	Little Rock, Ark./Mills HS
05	Jackson, LaMarvon	F	6-6	205	Sr.-1L	Ashford, Ala./Bevill State-Jasper CC
11	Foster, Lionel	G	6-1	200	Fr.-HS	Houston, Texas/Alief Hastings HS
12	Jackson, Courtney	F	6-6	206	Fr.-HS	Paris, Texas/Paris HS
15	Patterson, Brandon	G	6-6	198	Sr.-1L	Tucker, Ark./Altheimer HS (Ole Miss)
20	Mouzy, Matt	G	6-0	180	So.-1L	Jonesboro, Ark./Nettleton HS
21	Fowler, John	F	6-4	210	Sr.-1L	Blytheville, Ark./Mineral Area (Mo.) College
22	Bozeman, Solomon	G	6-0	177	Jr.-TR	Magnolia, Ark./Magnolia HS (South Florida)
23	Jackson, Curtis	G	6-1	180	Fr.-HS	Philadelphia, Pa./Imhotep HS
24	Burton, Wayne	F	6-8	224	Jr.-JC	New Orleans, La./Western Texas College
32	Smith, Mike	F	6-7	295	Jr.-1L	Jacksonville, Ark./Jacksonville HS (Ole Miss)
33	Bails, Derrick	F	6-9	267	So.-1L	Ripley, Miss./Ripley HS

SEASON NOTES

Sun Belt Conference West Division Champions  
 School-record 15-3 mark in conference play  
 Shane Edwards - 1st Team All-Sun Belt, NABC 1st Team All-District  
 John Fowler - Sun Belt Defensive Player of the Year  
 Steven Moore - NABC 2nd Team All-District

SCHEDULE NOTES

\* Sun Belt Conference game  
 ^ Sun Belt Conference Tournament (Hot Springs, Ark.)

2009-10 • 8-22 (4-14 SBC) • Steve Shields

<b>Record:</b>	<b>Overall</b>	<b>Home</b>	<b>Away</b>	<b>Neutral</b>
All Games	8-22	8-7	0-14	0-1
Conference	4-14	4-5	0-9	0-0
Non-Conference	4-8	4-2	0-5	0-1

Date	Opponent	Result
N13	at Ole Miss	L 64-92
N17	at Tulsa	L 45-59
N18	St. Gregory's	W 100-56
N22	at Creighton	L 65-80
N25	at Louisiana Tech	L 66-86
N28	Cal Poly	W 71-62
N30	Oral Roberts	W 73-68
D2	Missouri State	L 62-75
D6	Lyon College	W 78-69
D12	Memphis	L 71-83
D16	at South Alabama *	L 71-74
D20	at Arkansas State *	L 61-69
D22	at Wright State	L 47-69
D31	North Texas *	L 78-83
J2	at ULM *	L 64-68
J9	Middle Tennessee *	L 52-66
J14	at New Orleans *	L 66-67 (ot)
J16	Louisiana-Lafayette *	W 76-69
J21	at FAU *	L 74-77
J23	at FIU *	L 81-96
J28	Denver *	W 69-57
F4	Arkansas State *	W 79-77
F6	at Louisiana *	L 51-77
F11	ULM *	L 64-67
F13	Western Kentucky *	L 46-67
F18	at Denver *	W 57-62
F20	at North Texas *	L 65-83
F25	Troy *	L 73-36
F27	New Orleans *	W 77-71
M6	vs. Arkansas State ^	L 82-89 (ot)

NUMERICAL ROSTER

#	Player	GP-GS	Min—Avg	—TOTAL—			—3-PTS—			—REBOUNDS—				PF	FO	A	TO	Blk	Stl	Pts	Avg	
				FG-FGA	Pct	3FG-FGA	Pct	FT-FTA	Pct	Off	Def	Tot	Avg									
22	Bozeman, Solomon	30-30	977—32.6	113-296	.382	46-138	.333	156-191	.817	11	75	86	2.9	70	1	123	77	1	30	428	14.3	
21	Garcia-Mendoza, Alex	30-30	879—29.3	111-248	.448	18-48	.375	96-131	.733	52	92	144	4.8	97	4	30	47	3	18	336	11.2	
20	Mouzy, Matt	29-9	713—24.6	100-237	.422	60-154	.390	25-28	.893	4	62	66	2.3	36	0	32	44	2	19	285	9.8	
32	Smith, Mike	11-11	329—29.9	31-73	.425	3-8	.375	21-32	.656	22	43	65	5.9	20	2	13	16	4	6	86	7.8	
33	Bails, Derrick	26-12	389—15.0	60-121	.496	0-0	.000	37-59	.627	29	73	102	3.9	45	0	6	36	11	8	157	6.0	
23	Davison, Ricky	28-7	414—14.8	49-118	.415	36-70	.514	28-35	.800	8	29	37	1.3	31	0	23	27	2	17	162	5.8	
12	Jackson, Courtney	30-16	582—19.4	58-132	.439	0-5	.000	39-71	.549	51	110	161	5.4	71	2	16	42	7	7	155	5.2	
02	Stewart, Kelson	29-7	440—15.2	39-107	.364	16-35	.457	35-43	.814	21	26	47	1.6	25	0	15	14	2	4	129	4.4	
24	Burton, Wayne	30-12	435—14.5	51-107	.477	0-0	.000	14-53	.264	28	51	79	2.6	86	3	4	32	22	6	116	3.9	
40	Thornton, Montrell	26-3	324—12.5	37-65	.569	0-0	.000	24-39	.615	21	53	74	2.8	58	1	7	16	26	7	98	3.8	
11	Foster, Lionel	23-13	463—20.1	13-36	.361	1-12	.083	22-29	.759	6	53	59	2.6	42	1	83	41	0	15	49	2.1	
03	Cicic, Nikola	15-0	105—7.0	8-36	.222	5-31	.161	6-8	.750	0	7	7	0.5	14	0	11	9	1	4	27	1.8	
<b>TEAM</b>													<b>43</b>	<b>49</b>	<b>92</b>				<b>2</b>			
<b>TOTAL</b>		30	6050		670-1576	.425	185-501	.369	503-719	.700	296	723	1019	34.0	597	14	363	402	81	141	2028	67.6
<b>OPPONENTS</b>		30	6050		751-1703	.441	229-648	.353	463-663	.698	338	723	1061	35.4	593		453	359	102	157	2194	73.1

NUMERICAL ROSTER

NO.	NAME	POS.	HT.	WT.	YR-EXP.	HOMETOWN/PREVIOUS SCHOOL
02	Stewart, Kelson	G/F	6-4	200	So.-1L	Forrest City, Ark./Forrest City HS
03	Cicic, Nikola	G	6-5	207	Fr.-HS	Belgrade-Zemun, Serbia/Rise (Pa.) Academy
05	Louzeiro, Marlon	F	6-7	262	Jr.-JC	San Luis, Brazil/Midland College
11	Foster, Lionel	G	6-1	191	So.-1L	Houston, Texas/Alief Hastings HS
12	Jackson, Courtney	F	6-6	223	So.-1L	Paris, Texas/Paris HS
20	Mouzy, Matt	G	6-0	178	Jr.-2L	Jonesboro, Ark./Nettleton HS
21	Garcia-Mendoza, Alex	G	6-3	205	Jr.-JC	El Fuerte, Mexico/Northeastern JC
22	Bozeman, Solomon	G	6-0	188	Jr.-RS	Magnolia, Ark./Magnolia HS (South Florida)
23	Davison, Ricky	G	6-2	198	Jr.-JC	Fort Deposit, Ala./Southern Union State CC
24	Burton, Wayne	F	6-8	237	Sr.-1L	New Orleans, La./Western Texas College
32	Smith, Mike	F	6-7	266	Sr.-2L	Jacksonville, Ark./Jacksonville HS (Ole Miss)
33	Bails, Derrick	F	6-9	267	Jr.-2L	Ripley, Miss./Ripley HS
40	Thornton, Montrell	F	6-7	242	Jr.-JC	Bowdon, Ga./Southern Union State CC

SCHEDULE NOTES

\* Sun Belt Conference game  
 ^ Sun Belt Conference Tournament (Hot Springs, Ark.)

2010-11 • 19-17 (7-9 SBC) • Steve Shields

<b>Record:</b>	<b>Overall</b>	<b>Home</b>	<b>Away</b>	<b>Neutral</b>
All Games	19-17	10-5	3-10	6-2
Conference	7-9	5-3	2-6	0-0
Non-Conference	12-8	5-2	1-4	6-2

Date	Opponent	Result
N12	at SMU	W 57-47
N14	at St. Bonaventure	L 64-77
N17	St. Gregory's	W 108-58
N21	Illinois State	W 63-54
N24	at Oral Roberts	L 60-86
N26	Louisiana Tech	W 74-65
D1	at Missouri State	L 46-80
D5	Tulsa	W 69-67
D7	Philander Smith	W 85-58
D11	Ole Miss	L 70-84
D16	at Rice (1)	L 55-65
D21	vs. Akron (1)	L 61-75
D22	vs. Oral Roberts (1)	W 52-49
D23	vs. Stetson (1)	W 75-50
D30	at North Texas	L 69-81
J2	at Denver *	L 70-72 (ot)
J5	St. Bonaventure	L 55-68
J8	Troy *	W 76-73
J13	ULM *	W 81-50
J15	Louisiana-Lafayette *	W 73-68
J20	at FIU *	W 78-70
J22	at Florida Atlantic *	L 71-88
J29	Arkansas State *	L 64-75
F3	Denver *	W 75-72 (ot)
F5	at Louisiana-Lafayette *	L 66-67
F12	at ULM *	W 61-53
F17	Western Kentucky *	L 59-61
F19	Middle Tennessee *	W 62-58
F24	at South Alabama *	L 79-92
F26	at Arkansas State *	L 63-71
M1	North Texas *	L 69-72
M5	vs. South Alabama ^	W 82-68
M6	vs. Arkansas State ^	W 59-52
M7	vs. Middle Tennessee ^	W 65-56
M8	vs. North Texas ^	W 64-63
M15	vs. UNC Asheville !	L 77-81 (ot)

NUMERICAL ROSTER

#	Player	GP-GS	Min—Avg	—TOTAL—		—3-PTS—		—REBOUNDS—				PF	FO	A	TO	Blk	Stl	Pts	Avg		
				FG-FGA	Pct	3FG-FGA	Pct	FT-FTA	Pct	Off	Def									Tot	Avg
22	Bozeman, Solomon	36-35	1100—30.6	153-353	.433	65-142	.458	226-280	.807	16	60	76	2.1	82	3	99	92	2	25	597	16.6
21	Garcia-Mendoza, Alex	36-36	917—25.5	107-245	.437	28-68	.412	80-98	.816	37	68	105	2.9	79	0	38	43	4	25	322	8.9
20	Mouzy, Matt	36-2	668—18.6	98-247	.397	73-196	.372	15-16	.938	5	53	58	1.6	34	0	20	28	3	7	284	7.9
13	Guy, Chuck	36-4	768—21.3	88-230	.383	42-114	.368	54-68	.794	8	68	76	2.1	51	0	72	47	2	35	272	7.6
10	Williams, D'Andre	36-33	944—26.2	80-200	.400	24-65	.369	58-74	.784	16	102	118	3.3	94	1	109	57	2	43	242	6.7
12	Jackson, Courtney	28-18	560—20.0	66-138	.478	2-7	.286	15-54	.278	41	106	147	5.3	55	2	20	24	12	12	149	5.3
32	Kibi, Eric	29-12	484—16.7	48-112	.429	0-1	.000	33-66	.500	44	79	123	4.2	69	2	19	34	3	18	129	4.4
05	Louzeiro, Marlon	31-19	399—12.9	48-94	.511	3-5	.600	15-32	.469	36	47	83	2.7	61	2	9	20	7	8	114	3.7
40	Thornton, Montrell	34-12	492—14.5	48-88	.545	0-0	.000	23-35	.657	36	66	102	3.0	75	2	12	23	26	16	119	3.5
33	Bails, Derrick	28-1	308—11.0	38-99	.384	0-0	.000	17-44	.386	24	56	80	2.9	44	1	9	29	12	2	93	3.3
03	Sonnier, Reggie	5-0	36—7.2	6-19	.316	1-7	.143	0-0	.000	3	5	8	1.6	6	0	5	2	0	3	13	2.6
02	Sutherland, Tramar	34-0	308—9.1	25-60	.417	1-6	.167	24-40	.600	32	22	54	1.6	38	0	14	11	0	14	75	2.2
55	Leeper, Gus	29-8	291—10.0	20-53	.377	3-4	.750	5-12	.417	14	36	50	1.7	51	1	7	15	16	4	48	1.7
<b>TEAM</b>														65	59	124					
TOTAL		36	7275	825-1938	.426	242-615	.393	565-819	.690	377	827	1204	33.4	740	14	433	428	89	212	2457	68.2
OPPONENTS		36	7275	811-1867	.434	222-658	.337	582-819	.711	376	884	1260	35.0	736		452	497	130	159	2426	67.4

NUMERICAL ROSTER

NO.	NAME	POS.	HT.	WT.	YR-EXP.	HOMETOWN/PREVIOUS SCHOOL
02	Sutherland, Tramar	G	6-3	199	Jr.-JC	Toronto, Ontario/South Plains College
05	Louzeiro, Marlon	F	6-7	241	Jr.-RS	San Luis, Brazil/Midland College
10	Williams, D'Andre	G	5-10	156	Jr.-JC	Amarillo, Texas/Mt. San Jacinto College
11	Quinn, Logan	G	5-10	168	Fr.-HS	Little Rock, Ark./Arkansas Baptist HS
12	Jackson, Courtney	F	6-6	221	Jr.-2L	Paris, Texas/Paris HS
13	Guy, Chuck	G	5-10	164	Fr.-HS	Fort Worth, Texas/Eastern Hills HS
20	Mouzy, Matt	G	6-0	190	Sr.-3L	Jonesboro, Ark./Nettleton HS
21	Garcia-Mendoza, Alex	G	6-3	205	Sr.-1L	El Fuerte, Mexico/Northeastern JC
22	Bozeman, Solomon	G	6-0	183	Sr.-1L	Magnolia, Ark./Magnolia HS (South Florida)
32	Kibi, Eric	F	6-6	221	Jr.-JC	Ottawa, Canada/Jacksonville College
33	Bails, Derrick	F	6-9	265	Sr.-3L	Ripley, Miss./Ripley HS
40	Thornton, Montrell	F	6-7	240	Sr.-1L	Bowdon, Ga./Southern Union State CC
55	Leeper, Gus	F	6-9	229	Fr.-HS	Austin, Texas/Austin Westlake HS

SEASON NOTES

2011 NCAA Tournament  
 2011 Sun Belt Tournament Champions  
 Solomon Bozeman - 2011 Sun Belt Player of the Year, SBC Tournament Most Outstanding Player, AP All-American Honorable Mention, USBWA and NABC All-District, Sun Belt Male Student-Athlete of the Year

SCHEDULE NOTES

(1) Las Vegas Holiday Hoops Classic  
 \* Sun Belt Conference game  
 ^ Sun Belt Conference Tournament (Hot Springs, Ark.)  
 ! NCAA Tournament

2011-12 • 15-16 (12-4 SBC) • Steve Shields

<b>Record:</b>	<b>Overall</b>	<b>Home</b>	<b>Away</b>	<b>Neutral</b>
All Games	15-16	9-6	6-8	0-2
Conference	12-4	6-2	6-2	0-0
Non-Conference	3-12	3-4	0-6	0-2

Date	Opponent	Result
N11	at Tulsa	L 49-65
N13	Northwestern State	W 72-66
N15	IUPUI (1)	W 75-70
N18	at Eastern Michigan (1)	L 51-62
N20	at Michigan State (1)	L 47-69
N26	Wisconsin-Milwaukee (1)L	54-59
N29	at Northwestern State	L 65-80
D4	SMU	L 63-69 (ot)
D6	Philander Smith	W 102-59
D10	Missouri State	L 60-68
D12	Oral Roberts	L 55-58
D17	at Louisiana Tech	L 68-71
D20	at Illinois State	L 65-72
D29	at North Texas *	W 69-66
D31	at Denver *	W 66-59
J3	vs. No. 2 Kentucky (2)	L 51-73
J7	Florida Atlantic *	W 40-38
J12	at ULM *	W 72-51
J14	at Arkansas State *	W 63-62
J19	Louisiana-Lafayette *	L 48-69
J21	at Western Kentucky *	L 53-65
J26	South Alabama *	W 75-50
J28	Denver *	W 64-57
F4	ULM *	W 70-66
F9	at Louisiana-Lafayette *	W 72-70 (ot)
F11	at Middle Tennessee *	L 60-68
F16	Fla. International *	W 78-64
F18	at Troy *	W 74-62 (ot)
F23	North Texas *	L 67-75 (ot)
F25	Arkansas State *	W 62-60
M4	vs. Western Kentucky ^	L 63-68

NUMERICAL ROSTER

#	Player	GP-GS	Min—Avg	—TOTAL—		—3-PTS—		—REBOUNDS—				PF	FO	A	TO	Blk	Stl	Pts	Avg		
				FG-FGA	Pct	3FG-FGA	Pct	FT-FTA	Pct	Off	Def									Tot	Avg
10	Williams, D'Andre	31-31	1062—34.3	141-348	.405	34-95	.358	92-122	.754	18	104	122	3.9	83	0	122	84	2	52	408	13.2
53	Neighbour, Will	29-18	760—26.2	98-242	.405	43-104	.413	66-81	.815	44	109	153	5.3	75	1	17	58	26	27	305	10.5
13	Guy, Chuck	31-25	954—30.8	102-268	.381	38-133	.286	80-111	.721	15	92	107	3.5	62	1	54	38	2	44	322	10.4
12	Jackson, Courtney	31-31	915—29.5	109-217	.502	6-17	.353	42-75	.560	58	119	177	5.7	89	3	34	62	9	18	266	8.6
44	Javes, Michael	30-23	562—18.7	57-147	.388	2-6	.333	34-63	.540	39	86	125	4.2	79	3	13	38	44	10	150	5.0
24	Dillard, Ben	31-6	447—14.4	39-97	.402	18-42	.429	51-60	.850	5	31	36	1.2	46	0	24	17	0	9	147	4.7
23	Lockhart, Taggart	29-14	449—15.5	35-95	.368	10-42	.238	20-36	.556	27	42	69	2.4	51	2	17	18	5	6	100	3.4
02	Sutherland, Tramar	31-6	400—12.9	31-82	.378	3-13	.231	36-60	.600	31	30	61	2.0	36	0	14	19	1	11	101	3.3
05	Lawton, Eric	29-1	286—9.9	22-62	.355	3-21	.143	22-28	.786	4	17	21	0.7	25	0	13	24	1	10	69	2.4
21	Louzeiro, Marlon	30-0	239—8.0	20-41	.488	0-0	.000	16-25	.640	6	33	39	1.3	44	0	4	12	2	3	56	1.9
22	Fondren, Reggie	26-0	219—8.4	17-53	.321	4-18	.222	10-11	.909	7	10	17	0.7	17	0	12	8	2	8	48	1.8
33	White, James	2-0	5—2.5	1-2	.500	0-0	.000	0-0	.000	1	0	1	0.5	1	0	0	2	0	0	2	1.0
01	Crass, Ted	1-0	2—2.0	0-1	.000	0-1	.000	0-0	.000	0	0	0	0.0	0	0	0	0	0	0	0	0.0
<b>TEAM</b>														47	57	104					
TOTAL		31	6300	672-1655	.406	161-492	.327	469-672	.698	302	730	1032	33.3	609	10	324	387	94	198	1974	63.7
OPPONENTS		31	6300	668-1590	.420	189-570	.332	465-707	.658	326	786	1112	35.9	603		359	447	125	151	1990	64.2

NUMERICAL ROSTER

NO.	NAME	POS.	HT.	WT.	YR-EXP.	HOMETOWN/PREVIOUS SCHOOL
1	Ted Crass	G	5-9	155	Jr.-HS	Little Rock, Ark./Little Rock Central HS
2	Tramar Sutherland	G	6-3	197	Sr.-1L	Toronto, Ontario/South Plains College
3	Casey Wilmath	G	6-2	163	Fr.-HS	Searcy, Ark./Searcy HS
5	Eric Lawton	G	6-0	155	Jr.-JC	Moreno Valley, Calif./Mt. San Jacinto College
10	D'Andre Williams	G	5-10	160	Sr.-1L	Amarillo, Texas/Mt. San Jacinto College
11	Tre'von Wilkerson	G	5-7	147	Fr.-HS	Little Rock, Ark./Little Rock Central HS
12	Courtney Jackson	F	6-6	225	Sr.-3L	Paris, Texas/Paris HS
13	Chuck Guy	F	5-10	168	So.-1L	Fort Worth, Texas/Eastern Hills HS
21	Marlon Louzeiro	F	6-7	244	Sr.-1L	San Luis, Brazil/Midland College
22	Reggie Fondren	G	6-3	190	Jr.-JC	Memphis, Tenn./Northwest Mississippi CC
23	Taggart Lockhart	F	6-5	210	Fr.-HS	Talihina, Okla./Talihina HS
24	Ben Dillard	G	6-2	182	Fr.-HS	Frisco, Texas/Frisco HS
33	James White	F	6-7	190	Fr.-HS	Jonesboro, Ga./Jonesboro HS
44	Michael Javes	F	6-10	230	Fr.-HS	Cali, Colombia/Arlington (Fla.) Country Day
53	Will Neighbour	F	6-10	209	So.-RS	Grayshott, England/Daytona State College
55	Gus Leeper	F	6-10	232	So.-1L	Austin, Texas/Austin Westlake HS

SEASON NOTES

Sun Belt Conference West Division Champs  
 D'Andre Williams - 1st Team All-Sun Belt, NABC 2nd Team All-District  
 Will Neighbour - 2nd Team All-Sun Belt

SCHEDULE NOTES

\* Sun Belt Conference game  
 (1) Auto-Owners Spartan Invitational (campus sites)  
 (2) Freedom Hall (Louisville, Ky.)  
 ^ Sun Belt Tournament (Hot Springs, Ark.)

2012-13 • 17-15 (11-9 SBC) • Steve Shields

<b>Record:</b>	<b>Overall</b>	<b>Home</b>	<b>Away</b>	<b>Neutral</b>
All Games	17-15	13-3	3-10	1-2
Conference	11-9	8-2	3-7	0-0
Non-Conference	6-6	5-1	0-3	1-2

Date	Opponent	Result
N9	UT Martin	W 84-68
N14	at Louisiana Tech	L 52-70
N16	at Ole Miss	L 52-92
N19	Millwaukee (1)	W 59-43
N21	Jacksonville (1)	W 78-56
N24	vs. SMU (1) \$	W 69-56
N25	vs. South Carolina (1) \$	L 62-74
N29	Troy *	W 58-56
D1	ULM *	W 83-58
D4	St. Gregory's	W 91-30
D6	at No. 11 Cincinnati	L 53-87
D15	Tulsa	W 72-65
D17	Louisiana Tech	L 73-75
D22	at South Alabama *	L 62-77
D29	at Louisiana *	L 70-79
J3	Western Kentucky *	W 75-67
J5	at Troy *	L 64-67
J10	North Texas *	W 67-53
J12	FIU *	W 88-76
J17	at Middle Tennessee *	L 50-82
J19	at Western Kentucky *	W 59-54
J24	Florida Atlantic *	W 65-62
J26	at North Texas *	W 62-57
F2	South Alabama *	L 66-70
F7	at ULM *	W 70-60
F14	at Arkansas State *	L 62-86
F16	Middle Tennessee *	L 61-66
F21	at FIU *	L 52-65
F23	at Florida Atlantic *	L 59-73
F28	Louisiana *	W 77-68
M2	Arkansas State *	W 78-71
M9	vs. FIU ^	L 54-69

NUMERICAL ROSTER

#	Player	GP-GS	Min—Avg	—TOTAL—			—3-PTS—			—REBOUNDS—				PF	FO	A	TO	Blk	Stl	Pts	Avg
				FG-FGA	Pct	3FG-FGA	Pct	FT-FTA	Pct	Off	Def	Tot	Avg								
53	Neighbour, Will	32-31	922—28.8	125-283	.442	21-71	.296	70-102	.686	67	158	225	7.0	78	2	44	92	32	39	341	10.7
02	Gillon, John	27-12	609—22.6	80-190	.421	37-94	.394	89-109	.817	8	57	65	2.4	53	0	64	62	1	19	286	10.6
03	Hagins, Josh	31-19	761—24.5	89-197	.452	27-80	.338	47-61	.770	11	72	83	2.7	67	0	96	61	5	38	252	8.1
13	Isler, Leroy	32-28	859—26.8	82-197	.416	15-48	.313	59-83	.711	32	72	104	3.3	74	1	30	62	3	43	238	7.4
33	White, James	32-9	596—18.6	95-190	.500	1-8	.125	39-68	.574	45	71	116	3.6	61	1	34	46	30	10	230	7.2
24	Dillard, Ben	32-14	612—19.1	60-157	.382	23-54	.426	63-79	.797	11	39	50	1.6	52	1	24	31	0	16	206	6.4
44	Javes, Michael	32-32	641—20.0	77-192	.401	0-1	.000	37-105	.352	53	72	125	3.9	92	2	15	47	37	8	191	6.0
23	Lockhart, Taggart	25-11	517—20.7	42-104	.404	14-44	.318	29-43	.674	29	39	68	2.7	57	2	32	23	2	18	127	5.1
05	Osse, Kemy	32-3	414—12.9	47-135	.348	20-66	.303	35-45	.778	15	51	66	2.1	36	0	23	22	2	17	149	4.7
55	Leeper, Gus	22-0	216—9.8	21-40	.525	0-0	.000	22-27	.815	17	30	47	2.1	44	1	3	17	7	0	64	2.9
01	Wilmath, Casey	2-0	15—7.5	1-1	1.000	1-1	1.000	0-0	.000	0	0	0	0.0	1	0	0	0	0	0	3	1.5
15	Billings, Stetson	31-0	202—6.5	10-41	.244	2-9	.222	11-17	.647	9	14	23	0.7	11	0	7	16	2	6	33	1.1
20	Crass, Ted	16-1	32—2.0	3-8	.375	1-5	.200	0-2	.000	1	2	3	0.2	5	0	0	1	0	1	7	0.4
50	Poulter, Andrew	1-0	3—3.0	0-1	.000	0-0	.000	0-0	.000	0	2	2	2.0	0	0	0	0	0	0	0	0.0
TEAM													63	57	120	3.8					
TOTAL		32	6399	732-1736	.422	162-481	.337	501-741	.676	361	736	1097	34.3	632	10	372	488	121	215	2127	66.5
OPPONENTS		32	6400	718-1701	.422	198-595	.333	498-721	.691	352	767	1119	35.0	666	—	366	522	90	208	2132	66.6

NUMERICAL ROSTER

NO.	NAME	POS.	HT.	WT.	YR.-EXP.	HOMETOWN/PREVIOUS SCHOOL
1	Casey Wilmath	G	6-2	176	Fr.-RS	Searcy, Ark./Searcy HS
2	John Gillon	G	6-0	166	Fr.-HS	Houston, Texas/Strake Jesuit
3	Josh Hagins	G	6-1	168	Fr.-HS	Bossier City, La./Airline HS
5	Kemy Osse	G	6-1	190	Fr.-HS	Montreal, Canada/Archbishop Carroll HS
11	Ted Crass	G	5-10	166	Sr.-1L	Little Rock, Ark./Little Rock Central HS
12	Leroy Isler	G/F	6-5	196	Jr.-JC	Brooklyn, N.Y./Lee (Texas) College
15	Stetson Billings	F	6-5	190	Fr.-HS	Strong, Ark./Strong-Huttig HS
21	Mareik Isom	G/F	6-7	193	Fr.-HS	Austin, Texas/Bowie HS
23	Taggart Lockhart	F	6-4	220	So.-1L	Talihina, Okla./Talihina HS
24	Ben Dillard	G	6-2	190	So.-1L	Frisco, Texas/Frisco HS
33	James White	F	6-8	215	Fr.-RS	Jonesboro, Ga./Jonesboro HS
35	Jalen Washington	G	6-5	175	So.-JC	Austin, Texas/Kilgore College
40	Mike Evans	F	6-8	215	Jr.-JC	Jacksonville, Ark./North Arkansas College
44	Michael Javes	F	6-10	239	So.-1L	Cali, Colombia/Arlington (Fla.) Country Day
50	Andrew Poulter	C	6-11	282	Fr.-HS	New Braunfels, Texas/Canyon HS
53	Will Neighbour	F	6-10	219	Jr.-1L	Grayshott, England/Daytona State College
55	Gus Leeper	F	6-10	249	r-So.-1L	Austin, Texas/Austin Westlake HS

SEASON NOTES

Will Neighbour - Third Team All-Sun Belt Conference

SCHEDULE NOTES

(1) - Hoops for Hope Classic  
 \$ - Played in Puerto Vallarta, Mexico  
 \* Sun Belt Conference Game  
 ^ Sun Belt Tournament (Hot Springs, Ark.)

2013-14 • 15-17 (9-9 SBC) • Steve Shields

<b>Record:</b>	<b>Overall</b>	<b>Home</b>	<b>Away</b>	<b>Neutral</b>
All Games	15-17	8-6	6-9	1-2
Conference	9-9	4-5	5-4	0-0
Non-Conference	6-8	4-1	1-5	1-2

Date	Opponent	Result
N11	North Florida	L 70-72
N16	at No. 11/10 Florida	L 56-86
N18	at Middle Tennessee	L 59-76
N22	at Southern	W 85-85 (ot)
N26	Southern Arkansas	W 90-58
N29	at Oklahoma	L 81-101
D3	UA Fort Smith	W 88-74
D10	at Tulsa	L 64-78
D13	at No. 16/15 Memphis	L 59-73
D20	vs. Jacksonville State (1) W	75-70
D21	vs. Southern Miss (1) L	60-74
D30	Grambling	W 88-68
J2	at Texas State *	W 63-59
J4	at UT Arlington *	W 72-70
J9	South Alabama *	W 65-60
J11	Troy *	L 62-75
J16	at Western Kentucky *	W 87-83 (ot)
J18	at Georgia State *	L 73-99
J23	Texas State *	W 69-64
J25	at Arkansas State *	L 49-77
J30	Louisiana *	W 80-69
F1	at South Alabama *	W 62-58
F6	Georgia State *	L 57-68
F8	Western Kentucky *	L 78-79
F13	at Louisiana *	L 87-93 (2ot)
F15	at ULM	L 49-65
F22	UT Arlington *	L 71-75
F27	at Troy *	W 62-55
M1	Arkansas State *	W 74-67
M8	ULM *	L 65-66
M13	vs. Troy ^	W 74-61
M14	vs. Arkansas State ^	L 114-116 (4ot)

NUMERICAL ROSTER

#	Player	GP-GS	Min—Avg	—TOTAL—			—3-PTS—			—REBOUNDS—				PF	FO	A	TO	Blk	Stl	Pts	Avg
				FG-FGA	Pct	3FG-FGA	Pct	FT-FTA	Pct	Off	Def	Tot	Avg								
23	Neighbour, Will	25-24	776—31.0	131-263	.498	25-65	.385	121-157	.771	49	125	174	7.0	47	1	36	64	27	32	408	16.3
03	Hagins, Josh	31-12	876—28.3	143-356	.402	48-141	.340	51-63	.810	19	119	138	4.5	88	2	114	71	23	37	385	12.4
33	White, James	28-28	658—23.5	138-254	.543	1-6	.167	49-80	.613	58	112	170	6.1	82	2	15	55	26	11	326	11.6
24	Dillard, Ben	29-21	714—24.6	54-130	.415	27-68	.397	76-91	.835	8	52	60	2.1	69	1	25	35	3	20	211	7.3
01	Isler, Leroy	30-28	785—26.6	61-166	.367	14-45	.311	77-105	.733	42	59	101	3.4	85	5	42	47	5	14	213	7.1
14	Thomas, J.T.	4-4	99—24.8	8-25	.320	0-4	.000	10-14	.714	1	6	7	1.8	12	1	5	3	1	1	26	6.5
11	Smith, DeVonte	32-28	897—28.0	59-149	.396	16-51	.314	39-54	.722	8	64	72	2.3	60	1	97	34	1	36	173	5.4
05	Osse, Kemy	24-0	345—14.4	41-109	.376	16-56	.286	20-31	.645	10	40	50	2.1	27	0	11	22	2	11	118	4.9
21	Isom, Mareik	30-1	375—12.5	44-125	.352	17-65	.262	33-51	.647	19	48	67	2.2	62	1	6	9	6	10	138	4.6
55	Leeper, Gus	32-4	510—15.9	46-117	.393	0-0	.000	41-52	.788	45	45	90	2.8	90	6	7	40	22	8	133	4.2
10	Hill, Maurius	29-7	241—8.3	32-76	.421	0-2	.000	14-23	.609	18	25	43	1.5	30	1	9	25	5	6	78	2.7
15	Billings, Stetson	32-3	311—9.7	21-65	.323	0-2	.000	25-33	.758	25	53	78	2.4	33	1	9	13	4	4	67	2.1
50	Poulter, Andrew	7-0	13—1.9	6-9	.667	0-0	.000	0-0	.000	0	3	3	0.4	1	0	0	0	0	0	12	1.7
Team													67	54	121						
Total		32	6600	784-1844	.425	164-505	.325	556-754	.737	369	805	1174	36.7	689	22	376	422	125	190	2228	71.5
Opponents		32	6600	759-1775	.428	251-717	.350	602-869	.693	347	789	1136	35.5	636	-	435	419	119	215	2371	74.1

NUMERICAL ROSTER

NO.	NAME	POS.	HT.	WT.	YR.-EXP.	HOMETOWN/PREVIOUS SCHOOL
1	Leroy Isler	G/F	6-5	204	Sr.-1L	Brooklyn, N.Y./Lee (Texas) College
3	Josh Hagins	G	6-1	175	So.-1L	Bossier City, La./Airline HS
5	Kemy Osse	G	6-1	208	So.-1L	Montreal, Quebec/Archbishop Carroll HS
10	Maurius Hill	F	6-5	225	Fr.-HS	Homewood, Ill./Homewood-Flossmoor HS
11	DeVonte Smith	G	5-11	164	Jr.-JC	Oklahoma City, Okla./South Plains College
14	J.T. Thomas	G	6-1	175	Jr.-TR	New Orleans, La./Chipola (Fla.) College
15	Stetson Billings	F	6-5	192	So.-1L	Strong, Ark./Strong-Huttig HS
21	Mareik Isom	G/F	6-7	208	r-Fr.-RS	Austin, Texas/Bowie HS
23	Will Neighbour	F	6-10	225	Sr.-2L	Grayshott, England/Daytona State College
24	Ben Dillard	G	6-2	185	Jr.-2L	Frisco, Texas/Frisco HS
33	James White	F	6-8	216	r-So.-1L	Jonesboro, Ga./Jonesboro HS
50	Andrew Poulter	C	6-11	266	r-Fr.-RS	New Braunfels, Texas/Canyon HS
55	Gus Leeper	F	6-10	237	r-Jr.-2L	Austin, Texas/Austin Westlake HS

SEASON NOTES

Will Neighbour - 2nd Team All-Sun Belt; NABC 2nd Team All-District

SCHEDULE NOTES

(1) BVI Tropical Shootout (Tortola, British Virgin Islands)  
 \* Sun Belt Conference game  
 ^ Sun Belt Tournament (New Orleans, La.)

2014-15 • 13-18 (8-12 SBC) • Steve Shields

Record:	Overall	Home	Away	Neutral
All Games	13-18	9-7	3-9	1-2
Conference	8-12	5-5	3-7	0-0
Non-Conference	5-6	4-2	0-2	1-2

NUMERICAL ROSTER

#	Player	GP-GS	Min--Avg	--TOTAL--		--3-PTS--		--REBOUNDS--				PF	FO	A	TO	Blk	Stl	Pts	Avg		
				FG-FGA	Pct	3FG-FGA	Pct	FT-FTA	Pct	Off	Def									Tot	Avg
03	Hagins, Josh	31-8	785-25.3	131-313	.419	43-127	.339	70-84	.833	32	91	123	4.0	77	2	93	50	5	52	375	12.1
33	White, James	15-14	407-27.1	67-148	.453	1-1	1.000	44-61	.721	35	64	99	6.6	45	2	13	30	25	8	179	11.9
00	Woods, Roger	31-26	818-26.4	131-275	.476	13-29	.448	93-145	.641	71	132	203	6.5	75	1	33	55	17	22	368	11.9
22	Reid, James	31-18	725-23.4	76-194	.392	52-150	.347	40-52	.769	7	67	74	2.4	66	1	43	23	1	16	244	7.9
24	Dillard, Ben	31-24	782-25.2	70-200	.350	34-124	.274	63-77	.818	15	35	50	1.6	56	0	46	28	2	15	237	7.6
21	Isom, Mareik	31-8	494-15.9	68-148	.459	36-80	.450	38-44	.864	25	65	90	2.9	72	4	11	25	11	10	210	6.8
14	Thomas, J.T.	31-25	796-25.7	61-177	.345	29-89	.326	41-69	.594	3	52	55	1.8	40	0	75	33	5	14	192	6.2
10	Hill, Maurius	25-9	421-16.8	59-145	.407	8-24	.333	27-43	.628	37	72	109	4.4	36	0	23	34	4	10	153	6.1
55	Leeper, Gus	30-9	485-16.2	54-112	.482	0-0	.000	14-20	.700	36	49	85	2.8	64	2	2	17	14	3	122	4.1
11	Smith, DeVonte	21-8	458-21.8	17-38	.447	3-10	.300	10-26	.385	15	39	54	2.6	35	0	38	16	1	17	47	2.2
02	Washington, Jerron	22-3	126-5.7	5-23	.217	0-2	.000	5-10	.500	1	16	17	0.8	12	0	3	7	1	4	15	0.7
01	Brown, Andre	12-3	78-6.5	2-6	.333	0-0	.000	0-1	.000	8	5	13	1.1	9	0	0	4	0	3	4	0.3
Team										44	47	91		1		4					
Total.....		31	6375	741-1779	.417	219-636	.344	445-632	.704	329	734	1063	34.3	588	12	380	326	86	174	2146	69.2
Opponents.....		31	6375	749-1688	.444	223-602	.370	459-678	.677	331	812	1143	36.9	578	-	390	419	86	145	2180	70.3

Date	Opponent	Result
N16	UA MONTICELLO	W 77-64
N18	at BYU	L 62-91
N22	UMKC (1)	W 73-68
N23	CSUN (1)	W 94-88 (2ot)
N29	UCA	W 85-71
D4	at Missouri State	L 68-73
D7	TULSA	L 73-78
D14	KENT STATE	L 55-60 (ot)
D21	vs. Green Bay (2)	L 46-66
D22	vs. Bradley (2)	W 64-54
D30	LOUISIANA *	L 79-83 (ot)
J3	at Georgia State *	L 69-82
J5	SOUTH ALABAMA *	L 69-72
J8	at Texas State *	L 74-77 (2ot)
J10	APPALACHIAN STATE *	W 64-46
J17	at ULM *	L 52-64
J19	at South Alabama *	L 64-66
J22	TROY *	W 73-65
J24	UT ARLINGTON *	L 68-75
J29	at Arkansas State *	W 75-65
J31	at Georgia Southern *	L 61-76
F5	ULM *	L 61-77
F7	TEXAS STATE *	W 69-61
F12	at Appalachian State *	W 79-74
F14	GEORGIA SOUTHERN *	L 70-72 (ot)
F19	ARKANSAS STATE *	W 70-57
F21	at Troy *	W 63-58
F26	GEORGIA STATE *	W 92-83
F28	at UT Arlington *	L 73-82
M5	at Louisiana *	L 69-75
M12	vs. South Alabama ^	L 55-57

NUMERICAL ROSTER

NO.	NAME	POS.	HT.	WT.	YR.-EXP.	HOMETOWN/PREVIOUS SCHOOL
0	Roger Woods	F	6-5	230	Jr.-JC	Jackson, Miss./Mississippi Gulf Coast CC
1	Andre Brown	F	6-6	210	Jr.-JC	Clarksville, Tenn./Southwest Tennessee CC
2	Jerron Washington	G/F	6-4	190	Jr.-JC	Memphis, Tenn./Southwest Tennessee CC
3	Josh Hagins	G	6-1	180	Jr.-2L	Bossier City, La./Airline HS
5	Kemy Osse	G	6-1	208	Jr.-2L	Montreal, Quebec/Archbishop Carroll HS
10	Maurius Hill	F	6-5	220	So.-1L	Chicago, Ill./Homewood-Flossmoor HS
11	DeVonte Smith	G	5-11	165	Sr.-1L	Oklahoma City, Okla./South Plains College
12	Jushun Blackmon	G	6-2	205	Jr.-HS	Little Rock, Ark./McClellan Magnet HS
14	J.T. Thomas	G	6-1	185	Jr.-RS	New Orleans, La./Chipola (Fla.) College
15	Stetson Billings	F	6-5	195	Jr.-2L	Strong, Ark./Strong-Huttig HS
20	Ben Marcus	G/F	6-5	200	Fr.-HS	Pine Bluff, Ark./Watson Chapel HS
21	Mareik Isom	G/F	6-7	215	r-So.-1L	Austin, Texas/Bowie HS
22	James Reid	G	6-3	200	Jr.-JC	Bend, Ore./College of Southern Idaho
24	Ben Dillard	G	6-2	185	Sr.-3L	Frisco, Texas/Frisco HS
33	James White	F	6-8	220	r-Jr.-2L	Jonesboro, Ga./Jonesboro HS
55	Gus Leeper	F	6-10	235	r-Sr.-3L	Austin, Texas/Austin Westlake HS

SEASON NOTES

Josh Hagins - 3rd Team All-Sun Belt  
 James White - EA SPORTS Maui Invitational Regional Games MVP  
 Roger Woods - South Point Hoops Holiday Classic All-Tournament Team

SCHEDULE NOTES

(1) EA SPORTS Maui Invitational Regional Games (Little Rock, Ark.)  
 (2) South Point Hoops Holiday Classic (Las Vegas, Nev.)  
 \* Sun Belt Conference game  
 ^ Sun Belt Tournament (New Orleans, La.)

**1930-31**

Record: 9-15

Coach: John A. Larson

Colonial Baking Co.	L	17-47
State Hospital	L	19-38
Catholic HS	W	50-10
City Delivery	L	27-35
El Dorado JC	W	35-17
Cap City Bus Col.	L	28-46
LRHS Faculty	L	18-28
Jville Independents	W	46-27
State Hospital	L	19-38
Colonial Baking Co.	L	23-74
Jacksonville HS	L	19-22
Dark Horses	W	26-22
Bauxite Ind	W	36-18
LRHS Faculty	W	37-33
Joe T. Robinson HS	W	36-26
People's Trust Co.	W	36-32
Bauxite Ind	L	31-34
Harding	L	30-39
Harding	W	40-27
Arkansas Tech	L	24-38
Central Arkansas	L	20-44
UA-Monticello	L	34-48
Little Rock Silents	L	34-43
UA-Monticello	L	18-32

**1931-32**

Record: 9-9

Coach: Alvin E. Longstreth

First Methodist	W	43-21
State Teachers	L	38-62
555, Inc.	W	43-34
Arkansas State	L	33-54
People's Trust Co.	W	43-32
Harding	L	41-43
Immanuel Baptist	W	42-38
Fort Smith JC	W	67-32
Harding	L	27-44
State Teachers	L	43-45
State Hospital	L	30-67
First Methodist	W	51-49
Fort Smith JC	W	39-24
555, Inc.	W	56-38
Arkansas State	L	27-52
Peoples Trust Co.	L	42-47
Immanuel Baptist	W	68-37
State Hospital	L	36-60

**1932-33**

Record: 5-7

Coach: Alvin E. Longstreth

Black & White	W	32-29
Black & White	L	26-32
Missionary Baptist	W	38-30
Missionary Baptist	L	30-31
Second Baptist	W	40-26
Second Baptist	W	42-28
Harding	L	30-68
Harding	L	34-54
Fort Smith JC	W	48-32
Fort Smith JC	L	24-41
Arkansas State	L	34-63
Arkansas State	L	34-54

**1933-34**

Record: 1-8

Coach: Alvin E. Longstreth

Hendrix	L	15-44
Central Arkansas	L	17-67
Arkansas State	L	31-61
Arkansas College	L	14-41
Arkansas State	L	22-33
Wright Deimer	W	33-21
Arkansas College	L	29-47
Central Arkansas	L	29-36
Arkansas College	L	16-39

**1934-35**

Record: 4-7

Coach: Alvin E. Longstreth

Harding	W	53-39
Harding	W	51-39
Arkansas State	L	29-34
Arkansas State	L	33-40
Jonesboro Baptist	W	41-18
Arkansas Tech	L	30-46
Arkansas Tech	L	36-41
Central Arkansas	L	26-52
Arkansas College	L	39-62
Arkansas College	W	40-31
Arkansas College	L	29-42

**1935-36**

Record: 1-9

Coach: Alvin E. Longstreth

Hendrix	L	22-38
Hendrix	L	18-49

Arkansas Tech	L	19-39
State Teachers	L	20-46
Arkansas Tech	L	19-31
Harding	W	30-28
Arkansas State	L	21-42
Arkansas State	L	18-60
State Teachers	L	29-66
Harding	L	44-48

**1936-37**

Record: 0-12

Coach: Alvin E. Longstreth

Henderson State	L	14-40
Arkansas College	L	15-40
Harding	L	21-51
Arkansas Tech	L	25-50
Harding	L	23-48
Hendrix	L	17-51
Henderson State	L	20-61
Hendrix	L	13-56
Arkansas College	L	24-34
Arkansas State	L	13-41
Arkansas Tech	L	13-50
Arkansas State	L	16-27

**1937-38**

Record: 0-10

Coach: Alvin E. Longstreth

Arkansas Tech	L	33-67
Hendrix	L	29-43
Central Arkansas	L	19-23
Henderson State	L	17-41
Central Arkansas	L	21-36
UA-Monticello	L	18-40
Henderson State	L	28-32
Arkansas Tech	L	20-51
Henderson State	L	21-37
Southern Arkansas	L	14-34

**1938-39**

Record: 1-11

Coach: Alvin E. Longstreth

Central Arkansas	L	31-63
Arkansas Tech	L	36-46
El Dorado JC	L	47-52
Hendrix	L	14-46
Southern Arkansas	W	34-33
El Dorado JC	L	39-50
Central Arkansas	L	42-73
Arkansas Tech	L	28-44
Southern Arkansas	L	31-38
Henderson State	L	40-56
Hendrix	L	23-47
Henderson State	L	56-67

**1939-40 - No Team**

**1940-41 - No Team**

**1941-42**

Record: 6-5

Coach: [No Coach]

John Tucker Furniture	L	30-36
Mobil Gas	L	25-26
John Tucker Furniture	L	4-29
Little Rock HS	W	46-33
Otasco	L	18-59
Little Rock HS	W	36-27
Highland Methodist	W	56-34
ABC Mattress Co.	L	25-32
Otasco	W	33-30
ABC Mattress Co.	W	48-36
Otasco	W	37-32

**1942-43**

Record: 22-10

Coach: Herman Bogan

School for the Deaf	W	33-25
Coast Guard	L	13-23
Hi-Y	W	58-16
Thermothrockles	W	36-14
Signal Corps	W	24-20
TNT	W	50-30
MD's	W	37-25
Thermothrockles	W	27-16
Hi-Y	W	42-10
TNT	W	45-19
DeMolay	W	60-18
Catholic HS	W	18-17
Otasco	L	18-29
MD's	L	18-20
Signal Corps	L	15-16
DeMolay	W	93-22
North Little Rock HS	W	43-42
Thermothrockles	W	30-6
Ritterites	W	35-26
School for the Deaf	W	24-18
Signal Corps	L	15-23



Catholic HS	L	9-17
Thermothrockles	W	27-21
North Little Rock HS	L	42-52
School for the Deaf	W	52-21
Ritterites	W	45-16
TNT	W	35-23
Signal Corps	L	27-41
Signal Corps	L	27-30
Signal Corps	L	31-33
Little Rock HS	W	33-25

**1943-44**

Record: 13-5

Coach: Herman Bogan

DeMolay	W	54-13
Catholic HS	W	14-7
Army Meds	L	18-21
School for the Deaf	W	49-33
Kangaroos	W	34-25
DeMolay	W	36-16
Senior Hi-Y	W	59-12
Stuttgart AFB	W	51-16
Camp Robinson	W	30-29
Navy Meds	W	36-17
Army Meds	L	20-23
School for the Deaf	W	50-41
Worthen Bankers	L	39-42
DeMolay	W	42-10
Senior Hi-Y	W	51-23
Kangaroos	W	49-23
Navy Meds	L	29-32
Spauldings	L	45-73

**1944-45 - No Team**

**1945-46**

Record: 4-9

Coach: Herman Bogan

Hendrix	L	36-43
Ouachita Baptist	L	24-69
Southern Arkansas	W	35-34
Henderson State	L	32-47
Southern Arkansas	L	36-40
Henderson State	L	48-50
Central Arkansas	L	43-68
Echo Foods	W	33-25
1943 Alumni	L	39-47
Sandridge Service	W	49-40
UA Medical School	L	37-51
Morgan Insurance	L	26-46
101st Battalion	W	63-58

**1946-47**

Record: 4-7

Coach: George Haynie

UA Medical School	W	39-36
ASU-Beebe JC	L	37-50
ASU-Beebe JC	W	51-38

Fort Smith JC	W	40-36
UA Medical School	L	41-50
Southern Arkansas	L	37-45
Henderson State	L	40-67
Hendrix	L	49-69
Morgan Insurance	W	40-18
Henderson State	L	43-67
Fort Smith JC	L	35-45

**1947-48**

Record: 11-12

Coach: Deno Nichols

ASU-Beebe JC	L	46-51
Arkansas College	L	39-40
Ark. State Teachers	L	42-62
Arkansas Tech	L	33-54
Arkansas College	W	51-44
Kinney's	L	43-44
Southern Arkansas	W	50-43
Arkansas Tech	W	51-39
Hendrix	L	45-38
Henderson State	L	40-45
Col. of the Ozarks	L	31-38
Ark. State Teachers	L	44-56
Col. of the Ozarks	W	38-34
Hendrix	W	46-35
Fort Smith JC	W	79-47
ASU-Beebe JC	W	58-51
Ouachita Baptist	L	55-75
Ouachita Baptist	L	54-59
Fort Smith JC	W	70-56
UA-Monticello	W	57-45
Henderson State	L	47-50
UA-Monticello	W	31-29
Southern Arkansas	W	56-45

**1948-49**

Record: 7-15

Coach: David Sibley

Pine Bluff Ind.	W	59-46
ASU-Beebe JC	L	50-53
Central Arkansas	L	40-59
Henderson State	L	42-62
Arkansas Tech	L	37-57
Central Arkansas	L	27-53
Ouachita Baptist	L	38-54
Hendrix	L	44-59
Arkansas College	W	53-51
UA-Monticello	W	56-45
Hendrix	L	40-66
Ouachita Baptist	L	55-56
Arkansas Tech	L	55-70
Henderson State	L	37-52
Arkansas College	W	51-50
Col. of the Ozarks	L	40-72
UA-Monticello	L	56-79
Col. of the Ozarks	L	43-61
ASU-Beebe JC	W	70-69
Hendrix	W	55-49
Nowlin Lumber Co	W	57-48
Ark. Sporting Goods	L	53-64

**1949-50**

Record: 1-20

Coach: John Floyd

Henderson State	L	26-35
Hendrix	L	48-49
Central Arkansas	L	25-53
Ouachita Baptist	L	40-58
UA-Monticello	L	42-52
Southern Arkansas	L	37-55
Col. of the Ozarks	L	28-65
Central Arkansas	L	42-59
Arkansas Tech	L	42-80
Henderson State	W	50-49
Arkansas Tech	L	56-102
Arkansas Freshmen	L	30-53
Col. of the Ozarks	L	38-69
UA-Monticello	L	49-72
Arkansas College	L	40-66
Hendrix	L	36-42
ASU-Beebe JC	L	49-80
Ouachita Baptist	L	49-81
Arkansas College	L	49-71
Southern Arkansas	L	40-64
El Dorado Oilers-u	L	36-49
u-AAU Tournament		

**1950-51**

Record: 7-13

Coach: Jim Bearden

Hendrix	W	43-42
Ark. State Teachers	L	43-50
Wayne Independents	L	38-50
Arkansas Tech	L	50-79
ASU-Beebe JC	L	37-54
Ouachita Baptist	W	65-58
Ark. State Teachers	L	57-63
Ouachita Baptist	L	43-49
ASU-Beebe JC	L	65-75
Southern Arkansas	L	57-78
College of the Ozarks	W	42-37
Arkansas College	W	47-39
Arkansas A&M	W	52-43
Hendrix	W	48-40
Southern Arkansas	L	53-61
Arkansas State Teachers	L	48-68
College of the Ozarks	W	58-46
Arkansas Tech	L	47-68
Arkansas College	L	57-62
McNeese State	L	49-53

**1951-52**

Record: 10-15

Coach: Jack Kincannon

Citizens Cigar	W	73-49
Wayne Independents	L	84-90
UA Medical School	W	73-36
Hendrix	L	51-55
Ouachita Baptist	L	72-75
Arkansas "B"	W	71-65
Arkansas "B"	L	60-67
Arkansas State Teachers	L	57-61
Red River Arsenal	L	43-61
Red River Arsenal	L	49-61
Southern State	L	79-85
Arkansas Tech	L	62-86
College of the Ozarks	W	55-46
UA-Monticello	L	56-73
Ouachita Baptist	W	59-54
College of the Ozarks	L	48-59
Arkansas St. Teachers	W	55-53
Arkansas College	L	63-83
Hendrix	W	71-68
Arkansas Tech	L	61-68
Southern State	L	71-82
UA-Monticello	W	111-81
Holmes JC	W	75-73
Itawamba JC	W	79-75
ASU-Beebe JC	L	61-63

**1952-53**

Record: 9-15

Coach: Jack Kincannon

Arkansas College	L	56-85
Arkansas Tech	L	78-103
Central Arkansas	L	48-76
Hendrix	L	68-74
Arkansas Tech	L	79-91
UA-Monticello	L	74-77
College of the Ozarks	W	70-60
Arkansas College	L	25-56
Central Arkansas	L	95-113
Kilgore JC	W	86-79
UA-Monticello	L	91-92
Hendrix	L	61-68
Arkansas College	L	57-64
College of the Ozarks	W	82-69
Tyler JC	L	88-106
Kilgore JC	L	97-89
Paris JC	W	60-76
Cameron JC	L	68-81
Tyler JC	W	96-72
Cameron JC	L	51-80
Arkansas Freshmen	W	79-78
Paris JC	W	82-81



ASU-Beebe JC	W	96-89
ASU-Beebe JC	W	95-93

**1953-54**

Record: 12-14

Coach: Woody Johnson

Arkansas Freshmen	L	61-82
NW Mississippi JC	W	87-69
NW Mississippi JC	W	57-48
Hendrix	W	66-54
Hendrix	W	64-62
NE Mississippi JC	L	83-89
NE Mississippi JC	L	68-81
NE Mississippi JC	L	73-79
NE Mississippi JC	L	62-82
ASU-Beebe JC	W	68-60
Arkansas Freshmen	W	82-78
Ouachita Baptist	L	76-86
Ft. Smith Miller Jewelers	W	81-79
El Dorado Legionaires	L	65-85
Hannibal-LaGrange	L	91-98
Grange JC	L	86-92
ASU-Beebe JC	W	79-78
Ouachita Baptist	L	61-73
El Dorado Legionaires	L	81-89
ASU-Beebe JC	L	68-79
Christian Brothers JC	W	82-58
Fort Smith JC	W	88-45
ASU-Beebe JC	W	79-55
Christian Brothers JC	L	71-78
Perkinson JC ul	W	2-0
NE Mississippi JC	L	67-74

u - Region VI Tourm. //1 - Game forfeited to LRJC

**1954-55**

Record: 10-13

Coach: Woody Johnson

Arkansas College	L	56-79
Arkansas Freshmen	L	51-60
Southern Arkansas	L	82-97
Hendrix	L	72-77
Southern Arkansas	W	81-80
UA-Monticello	L	74-81
Arkansas College	L	62-86
Sweet Home Ind	W	92-67
Hazen Independents	W	64-54
UA-Monticello	L	50-56
ASU-Beebe JC	W	82-65
Hendrix	L	64-82
Northeast Louisiana	L	81-83
Jonesboro Frolics	W	79-69
ASU-Beebe JC	L	82-95
Jonesboro Frolics	W	102-62
Texarkana JC	W	54-39
Texarkana JC	W	93-92
Arkansas Freshmen	W	103-67
Ouachita Baptist	L	67-77
Ouachita Baptist	L	90-101
Mount Ida	W	84-67
Camp Chaffee	L	87-107

**1955-56**

Record: 3-17

Coach: Woody Johnson

Central Arkansas "B"	W	84-70
Southwest (Mo.) Baptist	L	85-91
Arkansas College	L	64-79
Southern Arkansas	L	67-69
Arkansas Freshmen	L	49-77
Arkansas College	L	68-96
Hendrix	L	65-82
ASU-Beebe JC	W	78-62
Texarkana JC	L	63-75
Texarkana JC	L	66-73
Southern Arkansas	L	27-39
ASU-Beebe JC	L	104-114
ASU-Beebe JC	L	63-69
Ouachita Baptist	L	68-88
ASU-Beebe JC	L	66-76
Ouachita Baptist	L	66-92
Arkansas Freshmen	L	69-72
Texarkana JC	W	84-77
Texarkana JC	L	85-89
Hendrix	L	74-88

**1956-57 to 1960-61 - No Team**

**1961-62**

Record: 6-10

Coach: Bill Ballard

Harding	L	46-56
Arkansas College	L	66-83
Col. of the Ozarks	W	53-47
Southwestern (TN)	W	66-63
Southern Arkansas	L	59-77
Col. of the Ozarks	L	47-53
Birmingham So	W	61-52
Southwestern (TN)	L	50-61
Henderson State	L	65-90
Southwestern (TN)	W	75-60
UA-Monticello	L	61-66
Belhaven	W	78-60
Millsaps	L	72-79
ASU-Beebe JC	L	65-73
Arkansas College	L	59-84
Harding	W	69-54
Henderson State	L	52-56
ASU-Beebe JC	L	53-62

**1962-63**

Record: 12-14

Coach: Bill Ballard

Arkansas College	L	58-64
Harding	W	57-56
Arkansas Tech	L	63-77
Hendrix	W	63-59
Arkansas Tech	L	55-67
Henderson State	W	50-34
Southwestern (TN)	L	64-77
Lambuth	W	74-56
Southwestern (TN)	L	62-66
Lambuth	L	55-57

Troy State	L	49-76
King College	W	45-43
Hendrix	L	43-47
Southwestern (TN)	W	106-72
Belhaven	W	89-71
Ouachita Baptist	L	54-66
Mississippi College	W	81-68
John Brown	L	57-66
Arkansas College	W	77-65
Ouachita Baptist	L	58-74
Mississippi College	W	83-82
Belhaven	L	60-69
Harding	W	68-64
John Brown	L	54-60
Nicholls State	L	57-69
William Carey	W	77-75

**1963-64**

Record: 15-14

Coach: Bill Ballard

Lambuth	W	59-55
Arkansas Tech	L	65-89
Southern Arkansas	L	62-70
Ouachita Baptist	L	81-84
Harding	L	81-92
Henderson State	W	89-77
Mississippi College	L	63-68
William Carey	W	68-56
Lambuth	W	75-73
Southwestern (TN)	W	59-45
William Carey	L	71-75
William Carey	W	76-61
Col. of the Ozarks	W	60-47
Harding	L	67-73
Henderson State	W	82-63
Southern Arkansas	W	69-51
East Texas Baptist	L	62-69
East Texas Baptist	L	58-71
Southwestern (TN)	W	106-66
Col. of the Ozarks	W	89-56
John Brown	L	72-93
Southwestern (TN)	L	74-81
Mississippi College	W	81-66
Belhaven	W	78-65
East Texas Baptist	W	76-67
John Brown	W	65-60
Nicholls State	L	75-93
Nicholls State	L	58-68
Arkansas College u	L	70-79

u Arkansas Intercollegiate Tournament

**1964-65**

Record: 9-14

Coach: Bill Ballard

Col. of the Ozarks	W	79-73
Ouachita Baptist	L	68-84
Arkansas Tech	W	74-72
Arkansas Tech	L	68-69
East Texas Baptist	L	70-71
Stephen F. Austin	L	68-79
Centenary	L	48-74
Col. of the Ozarks	L	60-65
Louisiana Tech	W	102-92



Louisiana Tech	L	74-99
Southern Baptist JC	L	61-73
John Brown	L	89-92
John Brown	L	83-92
Central Arkansas	L	76-93
Bethel	W	76-71
Arkansas Tech	W	80-78
Harding	L	106-110
Southern Baptist JC	W	78-75
Nicholls State	L	64-87
Nicholls State	L	66-78
John Brown	W	78-71
John Brown	W	64-53
Southern Baptist JC	W	53-38
Harding	W	70-69
Arkansas College u	W	69-63
Hendrix u	L	74-78

u Arkansas Intercollegiate Tour.

**1965-66**

Record: 14-13

Coach: Cleve Branscum

UA-Monticello	L	85-89
Col. of the Ozarks	W	74-71
UA-Monticello	W	110-97
Hendrix	W	78-71
Harding	L	60-63
Central Arkansas	L	67-81
Louisiana Tech	L	77-95
Delta State	W	97-73
Southwestern (TN)	W	69-67
Christian Brothers	W	94-74
Southwestern (TN)	W	67-58
Bethel	L	67-78
Southern Baptist JC	L	78-101
Southwest (Mo.) Baptist	L	70-106
Col. of the Ozarks	W	85-82
LeTourneau	W	82-73
LeTourneau	W	89-66
Bethel	L	68-81
Bethel	L	78-85
John Brown	W	84-72
LeTourneau	L	73-82
LeTourneau	W	89-66
Delta State	L	70-76
Southwest (Mo.) Baptist	L	76-81
Southern Baptist JC	W	92-67
John Brown	L	69-75
Col. of the Ozarks	W	82-75
Henderson State u	W	84-68
Southern Arkansas u	L	59-62

u Arkansas Intercollegiate Tour.

**1966-67**

Record: 8-14

Coach: Cleve Branscum

Arkansas College	W	109-105
Col. of the Ozarks	W	70-69
Central Arkansas	W	71-68
Harding	W	78-76
Ouachita Baptist	L	64-65
Henderson State	L	60-61
Hendrix	L	59-78
Arkansas Tech	W	80-75
Delta State	L	69-77
Southwestern (TN)	W	78-71
Belhaven	W	74-67
East Texas Baptist	L	75-86
Henderson State	W	76-70
Arkansas Tech	L	68-71
Ouachita Baptist	L	58-60
John Brown	L	80-92
LeTourneau	L	71-97
East Texas Baptist	L	73-77
Delta State	L	81-87
LeTourneau	L	82-85
Southwestern (TN)	L	77-79
John Brown u	L	66-69

u Arkansas Intercollegiate Tour.

**1967-68**

Record: 2-23

Coach: Happy Mahfouz

Arkansas College	L	67-76
Col. of the Ozarks	L	56-74
Southern Arkansas	L	58-89
Henderson State	L	68-102
Ouachita Baptist	L	65-76
Hendrix	L	55-63
UA-Monticello	L	76-89
Louisiana Tech	L	60-75
Southwestern (TN)	L	52-68
Lambuth	L	48-67
Louisiana Tech	L	70-84
UA-Pine Bluff	L	73-106
Col. of the Ozarks	W	64-58
UA-Monticello	W	62-61
Henderson State	L	59-83
Hendrix	L	62-73
Ouachita Baptist	L	80-86
John Brown	L	79-99
Central Arkansas	L	81-95
Col. of the Ozarks	L	79-100
Southwestern (TN)	L	64-79
Delta State	L	57-73
Philander Smith	L	71-90
John Brown	L	66-90
Philander Smith	L	95-110

**1968-69**

Record: 6-20

Coach: Happy Mahfouz

Arkansas College	L	57-72
Col. of the Ozarks	L	76-80
Arkansas College	W	68-66
Hendrix	W	92-91
Southern Arkansas	L	84-98
UA-Monticello	L	89-108
Belmont	L	75-88
Belhaven	L	76-81
Lambuth	L	70-75
Louisiana Tech	L	80-101
North Texas State	L	85-120
UA-Monticello	L	73-103
Central Arkansas	L	73-83
Hendrix	L	74-79
Hendrix	L	72-88
Christian Brothers	W	81-67
John Brown	L	83-88
Christian Brothers	L	59-97
Southwestern (TN)	L	89-91
John Brown	L	78-117
Col. of the Ozarks	W	84-79
Missouri-St. Louis	L	74-123
Central Arkansas	L	71-73
Delta State	W	103-96
Philander Smith	W	108-105
Philander Smith	L	89-95

**1969-70**

Record: 8-17

Coach: Happy Mahfouz

Arkansas College	L	66-82
Arkansas College	L	62-67
Harding	W	80-78
Hendrix	W	88-65
Central Arkansas	L	73-84
UA-Monticello	W	70-65
Philander Smith	L	84-86
Southwestern (TN)	L	60-92
Belhaven	L	73-95
Louisiana Tech	L	48-120
Christian Brothers	W	73-72
UA-Monticello	W	94-79
Belhaven	L	59-88

Hendrix	W	95-84
Louisiana College	L	76-84
Harding	L	85-89
Mississippi College	L	92-104
Central Arkansas	L	77-85
Southwestern (TN)	L	68-81
John Brown	L	74-88
Millsaps	W	103-89
Belhaven	L	70-101
Philander Smith	W	89-81
Christian Brothers	L	66-86
John Brown	L	75-86

**1970-71**

Record: 9-14

Coach: Happy Mahfouz

Arkansas College	L	75-88
Harding	L	75-84
Col. of the Ozarks	W	94-74
Hendrix	L	71-75
Arkansas College	W	75-64
Col. of the Ozarks	W	84-82
Southwestern (TN)	L	80-88
Southern Tech	W	104-93
Belhaven	L	58-81
Millsaps	L	77-88
John Brown	L	74-83
Christian Brothers	L	55-70
UA-Monticello	L	81-93
Evangel	W	82-77
Christian Brothers	W	96-85
Evangel	W	82-74
Southwestern (TN)	L	77-78
Hendrix	L	86-96
Millsaps	W	81-73
John Brown	L	68-72
UA-Monticello	W	78-75
Belhaven	L	68-88
Harding	L	76-84

**1971-72**

Record: 16-9

Coach: Happy Mahfouz

Hendrix	L	93-99
Arkansas College	L	58-65
Harding	W	86-80
Arkansas College	W	84-76
Southwest Baptist	W	77-74
William Jewell	L	77-92
Millsaps	L	84-95
Dallas Bible	W	102-38
UA-Monticello	L	73-76
UA-Monticello	W	80-76
Southwestern (TN)	W	101-83
Mississippi College	W	93-80
School of the Ozarks	W	84-75
John Brown	W	92-80
Christian Brothers	L	73-79
School of the Ozarks	W	90-80
Col. of the Ozarks	W	102-78
Henderson State	L	90-101
Col. of the Ozarks	W	94-89
Hendrix	W	76-65
Evangel	W	77-67
Southwestern (TN)	L	85-92
Christian Brothers	W	93-81
John Brown	W	73-71
Harding	L	86-88

**1972-73**

Record: 15-10

Coach: Happy Mahfouz

at School of the Ozarks	L	75-78 (ot)
Hendrix	W	92-82
Harding	W	79-69
at Col. of the Ozarks	W	87-58
at UA-Monticello	W	69-55
vs. Belhaven	W	81-77
at Southwestern (Tenn.)	W	82-59
Southwestern (Tenn.)	L	101-78
at Southwestern (Tenn.)	L	83-89
Baptist Christian	W	88-61
at Louisiana College	L	65-94
at Mississippi College	L	80-82
at John Brown	W	103-87
School of the Ozarks	W	101-93
at Baptist Christian	W	108-68
UA-Monticello	W	71-67 (ot)
at Harding	L	75-79 (ot)
Col. of the Ozarks	W	93-78
at Henderson State	L	87-105
at Evangel	L	72-82
Mississippi College	L	85-87
at Hendrix	W	82-81
Arkansas College	L	79-81
Louisiana College	W	90-74
John Brown	L	99-113

**1973-74**

Record: 18-6

Coach: Happy Mahfouz

at School of the Ozarks	W	88-80
Hendrix	W	69-68

at Harding	W	79-77
at Mississippi College	W	86-65
at William Carey	W	89-84
vs. East Texas Baptist	W	97-69
at Dallas Baptist	L	78-85
Harding	W	84-76
East Texas Baptist	L	76-80
at Hendrix	L	70-76
Mississippi College	W	74-68
Col. of the Ozarks	W	90-67
School of the Ozarks	W	120-70
at Col. of the Ozarks	W	80-70
at John Brown	L	62-78
Southwestern (Tenn.)	W	91-75
William Carey	L	86-69
at Arkansas College	W	77-75
at East Texas Baptist	W	83-72
Evangel	W	85-78
Dallas Baptist	W	84-78
at Evangel	W	78-73
at Southwestern (Tenn.)	W	103-86
at Central Arkansas u	L	86-93

u NAIA District 17 Playoffs

**1974-75**

Record: 13-12

Coach: Happy Mahfouz

School of the Ozarks	W	127-77
at Hendrix	L	64-73
at Henderson State	L	73-85
Southern Arkansas	L	59-72
at Southern	L	85-117
at East Texas Baptist	W	87-82
John Brown	W	85-84
Northeastern (OK) St	W	78-74
Hendrix	W	72-66
Henderson State	L	76-92
at Southern	L	110-119
at School of the Ozarks	W	79-68
Whitworth	W	64-61
at Northeastern (OK) St	L	75-82 (ot)
Evangel	W	64-55
at Southern Arkansas	L	65-72
at Whitworth	W	89-79
Grambling State	L	87-89 (ot)
American Christian	L	85-89
at John Brown	W	86-65
UA-Pine Bluff	L	89-95
at Evangel	W	85-79
UA-Pine Bluff	W	113-108
at American Christian	L	93-95
East Texas Baptist	W	73-68

**1975-76**

Record: 11-15

Coach: Happy Mahfouz

at Western Kentucky	L	78-106
at Southern	L	85-89
at Southern Mississippi	L	75-82
School of the Ozarks	W	96-56
at Grambling State	L	87-107
Northeastern (OK) St	W	86-62
Freed Hardeman	W	91-69
Dillard	W	95-87
Lincoln (Mo.)	L	70-86
at American Christian	W	80-70
John Brown	W	73-67
at Northeastern (Okla.) St	L	81-91
Xavier (Ohio)	L	82-95
at UA-Pine Bluff	L	85-89
Southern	W	121-116
Grambling State	L	76-94
at Nebraska-Omaha	W	96-68
American Christian	L	80-81
at John Brown	L	78-89
at School of the Ozarks	W	85-77
at Lincoln (Mo.)	L	72-85
at Xavier (Ohio)	L	76-102
at Dillard	L	101-110
UA-Pine Bluff	W	111-105
at Freed Hardeman	W	79-73
Nebraska-Omaha	L	77-87

**1976-77**

Record: 9-17

Coach: Happy Mahfouz

Albany State	W	86-76
at Western Kentucky	L	73-75
at Middle Tenn. State	L	54-85
at UA-Pine Bluff	L	79-84
at Southern	L	86-102
at Northern Colorado	L	53-67
at Colorado	L	73-97
Lincoln (Mo.)	L	81-91
Central (Okla.) State	W	78-74
Eastern Illinois	W	83-75
at Albany State	W	75-65
at Grambling State	L	60-66
at Lincoln (Mo.)	L	61-83
Cameron	L	82-89
UA-Pine Bluff	W	91-74
Grambling State	L	55-71
Nebraska-Omaha	W	68-61
Southern-New Orleans	W	96-86
Dillard	L	81-95

at Central (Okla.) State	L	71-73
at Cameron	L	69-86
at Eastern Illinois	L	72-92
Southern	L	100-108
at Southern-New Orleans	W	92-74
at Dillard	W	108-105
at Nebraska-Omaha	L	66-84

**1977-78**

Record: 9-13

Coach: Happy Mahfouz

at Lincoln (Mo.)	L	75-80
at Southern	L	95-107
at Prairie View A&M	L	78-97
UA-Pine Bluff	W	81-69
at Grambling State	L	73-93
Southern	L	104-114
at Southwestern La.	L	85-124
Miss.-Kansas City	W	94-85
Dillard	W	106-95
Lincoln (Mo.)	W	110-99 (ot)
at Oklahoma City	W	66-63
at UA-Pine Bluff	L	67-90
at Dillard	L	73-77
at Virginia Tech	L	75-109
at James Madison	L	77-86
Oklahoma Christian	L	64-72
Prairie View A&M	W	94-85
vs. Marymount (Kan.)	W	80-78
at Missouri-Kansas City	W	68-67
Grambling State	W	97-76
at Oklahoma Christian	L	56-60
at Oklahoma City	L	83-91

**1978-79**

Record: 6-20

Coach: Happy Mahfouz

<b>November</b>		
27 at Arkansas State	L	52-72
29 at McNeese State	L	85-91
<b>December</b>		
2 Texas Southern	W	89-77
6 at Austin Peay	L	78-98
9 Jackson State	L	73-83
11 at Southern	L	61-69
13 at Grambling State	L	72-90
16 Lincoln (Mo.)	W	58-57
18 at Valparaiso	L	64-66
18 at Wisc.-Milwaukee	L	77-78
<b>January</b>		
4 at Jackson State	L	53-83
10 at Texas Southern	L	70-82
13 at Northern Colorado	L	77-91
15 Arkansas State	L	87-89 (ot)
17 at North Carolina A&T	L	71-83
18 at UNC-Wilmington	L	71-78
22 Southern	W	84-76
24 Grambling State	W	73-66
29 at Northeast Louisiana	L	83-92
<b>February</b>		
1 at Houston Baptist	L	58-65
5 at Lincoln (Mo.)	L	60-84
10 Houston Baptist	W	90-79
13 at Samford	L	78-85
17 Northern Colorado	W	105-86
20 at Western Illinois	L	88-117
26 UNC-Wilmington	L	75-82

**1979-80**

Record: 16-10

Coach: Ron Kestenbaum

<b>December</b>		
1 at Jackson State	L	58-74
6 at Samford	L	59-64
8 at Alcorn State	L	55-95
11 Jackson State	W	72-66
13 Arkansas State	L	58-63
15 at Grambling State	W	63-60
18 at Washington State	L	65-92
21 vs. Pepperdine %	L	85-92
22 at Portland State %	W	84-81
<b>January</b>		
3 North Carolina A&T	W	101-80
5 Samford	W	68-57
8 Northeast Louisiana	W	72-65
10 at Arkansas State	L	76-78
16 South Carolina State	W	80-77
18 Delaware State	W	78-74
21 Western Illinois	W	72-71
24 Valparaiso	W	82-73
26 at Houston Baptist	W	80-78 (ot)
28 at Dallas Baptist	L	69-71
<b>February</b>		
4 Houston Baptist	L	60-66
6 Grambling State	W	73-63
11 Wisc.-Milwaukee	W	72-61
19 at North Carolina A&T	W	76-68
20 at Campbell	W	74-60
23 Alcorn State	L	68-71
25 Campbell	W	63-62


% Portland State Tour. (Portland, Oregon)

**1980-81**

Record: 13-13 (5-7 TAAC)

Coach: Ron Kestenbaum

<b>November</b>		
28 Dallas Baptist	W	93-62
<b>December</b>		
1 Arkansas State	W	59-55 (ot)
5 vs. Bethune Cookman (1)	W	72-64
6 at Florida Southern (1)	L	85-91
18 Northwestern State*	L	63-71
20 at Long Island	L	77-95
23 at Siena	L	56-66
<b>January</b>		
8 at Samford*	L	56-62
10 at Mercer*	L	57-71
12 at Arkansas State	L	64-68
15 Southeastern Louisiana	W	62-48
17 at Hardin-Simmons*	W	70-69 (ot)
20 Mercer*	W	68-58
22 Northeast Louisiana*	L	53-63
24 at Houston Baptist*	L	59-64
27 Portland State	W	79-66
31 Nicholls State	W	76-70
<b>February</b>		
2 at Campbell	W	60-59
7 Samford*	W	84-53
12 at Georgia Southern*	L	74-91
14 at Southeastern Louisiana	L	87-91
16 at Nicholls State	L	56-67
19 Georgia Southern*	W	60-54
21 Campbell	W	62-61
25 at Centenary*	W	92-90 (2ot)
<b>March</b>		
5 vs. Mercer ^	L	69-78



(1) Florida Citrus Tournament  
\* TAAC game / ^ TAAC Tournament (Shreveport, La.)

Coach: Ron Kestenbaum

**1981-82**

Record: 19-8 (12-4 TAAC)

Coach: Ron Kestenbaum

<b>December</b>		
1 Northwestern State	W	86-81
5 at Clemson	L	60-61
12 Central Arkansas	W	88-78 (ot)
14 Centenary	W	78-70
18 Northeast Louisiana	W	63-62
21 Nicholls State	W	66-59
26 at Oklahoma City (1)	W	83-77
28 vs. Rhode Island (1)	L	68-83
29 vs. Western Illinois (1)	W	85-82
<b>January</b>		
7 Samford	W	87-71
9 at Georgia Southern	L	51-53
11 at Mercer	W	70-67 (ot)
16 Southeastern Louisiana	W	71-63
21 at Centenary	W	87-82
23 at Houston Baptist	L	67-80 (ot)
26 at Nicholls State	W	64-54
30 at Southeastern Louisiana	L	75-79 (ot)
<b>February</b>		
1 Hardin-Simmons	W	74-66
8 Mercer	W	41-33
11 at Northeast Louisiana	W	60-59
13 at Northwestern State	L	86-96
16 Houston Baptist	W	56-53
22 North Texas State	W	85-76
25 at Samford	L	59-76
27 at Hardin-Simmons	W	67-55
<b>March</b>		
1 Georgia Southern	W	83-67
5 vs. Centenary ^	L	100-106

(1) All-College Tour. (Oklahoma City, Okla.)  
^ TAAC Tournament (Monroe, La.)

**1982-83**

Record: 23-6 (12-2 TAAC)



<b>November</b>		
27 Arkansas College	W	75-61
<b>December</b>		
1 at Northwestern State*	W	79-76
6 at Arkansas State	L	54-55 (ot)
9 Hendrix	W	85-81
13 Central Arkansas	W	74-72 (ot)
18 Nicholls State	W	89-68
<b>January</b>		
3 at Wichita State	L	65-89
6 at Samford*	W	84-72
8 Georgia Southern*	W	80-75
13 Arkansas State	W	61-58
18 at Georgia Southern*	L	70-75
20 Centenary*	W	89-77
22 Houston Baptist*	W	81-69
25 Northwestern State*	W	50-47
29 Hardin-Simmons*	W	92-71
<b>February</b>		
1 Mississippi College	W	73-68
3 at Southeastern Louisiana	W	77-58
5 at Mercer*	W	71-62
12 Southeastern Louisiana	W	85-83
15 Mercer*	W	70-68
17 at Houston Baptist*	L	55-57
19 at Centenary*	W	68-67
21 at Nicholls State	L	62-63
24 Samford*	W	72-60
26 at Hardin-Simmons*	W	66-53
28 at North Texas State	W	94-81
<b>March</b>		
4 Hardin-Simmons ^	W	74-57
8 Centenary ^	W	88-83
9 Georgia Southern ^	L	67-68

\* TAAC game // ^ TAAC Tournament (Barton Coliseum)

**1983-84**

Record: 14-15 (7-7 TAAC)

Coach: Ron Kestenbaum

<b>December</b>		
3 Mississippi College	W	71-64
7 at Southeastern Louisiana	W	60-48
10 Arkansas State	W	55-49
17 at Arkansas State	L	54-71
28 Oklahoma City (1)	W	78-72
29 Oklahoma (1)	L	62-87
<b>January</b>		
5 Mississippi Valley State	L	80-83
7 Samford*	W	85-73
10 at Jackson State	L	61-68
12 Georgia Southern*	W	79-66
14 Mercer*	W	75-73
16 at Nicholls State	L	71-81
19 at Hardin-Simmons*	L	65-84
21 at Houston Baptist*	L	55-68
26 Centenary*	L	74-75
28 Northwestern State*	W	89-66
30 at Mississippi Valley State	L	86-92
<b>February</b>		
4 at Samford*	L	77-84
6 Houston Baptist*	W	66-61
9 at Georgia Southern*	L	77-80
11 at Mercer*	L	78-86
14 Nicholls State	W	80-61
18 Southeastern Louisiana	W	71-61
23 at Centenary*	L	71-82
25 at Northwestern State*	W	83-75
27 Hardin-Simmons*	W	62-59
28 Jackson State	L	51-71
<b>March</b>		
3 Centenary ^	W	73-72 (ot)
8 Houston Baptist ^	L	58-76

(1) All-College Tour. (Oklahoma City, Okla.)  
\* TAAC game // ^ TAAC Tournament (Houston, Texas)

**1984-85**

Record: 17-13 (9-5 TAAC)

Coach: Mike Newell



<b>November</b>	
24 at Iowa	L 47-76
26 at Oklahoma	L 63-90
29 at Southeastern Louisiana	L 67-70
<b>December</b>	
7 vs. Northeastern (1)	L 63-70
8 vs. Georgia State (1)	W 76-68
12 at Southern California	L 68-76
15 at Evansville	L 65-72
18 Prairie View A&M	W 85-56
23 Northwestern State	W 68-52
27 Southeastern Louisiana	W 82-73
<b>January</b>	
3 Georgia State *	W 89-79
5 Samford *	W 74-64
10 at Houston Baptist *	L 61-66
12 at Hardin-Simmons *	W 80-65
19 Centenary *	W 75-56
22 at Northwestern State *	W 73-66
24 Georgia Southern *	L 64-68
26 Mercer *	L 66-74
31 at Georgia State *	W 68-64
<b>February</b>	
2 at Samford *	L 73-79
7 Houston Baptist *	W 74-64
9 Hardin-Simmons *	W 65-62
11 at Arkansas State	L 54-67
14 at Prairie View A&M	W 80-66
16 at Centenary *	W 73-61
21 at Georgia Southern *	L 64-67
23 at Mercer *	W 79-72
<b>March</b>	
2 Hardin-Simmons ^	W 75-73 (ot)
7 at Georgia Southern ^	W 67-65
8 vs. Mercer u	L 96-105

(1) Champion Holiday Classic (Missoula, Montana)  
\*TAAC game // ^ TAAC Tournament (Statesboro, Ga.)

**1985-86**  
Record: 23-11 (12-2 TAAC)  
NCAA Tournament  
Coach: Mike Newell

<b>November</b>	
25 vs. Iowa (1)	L 108-99 (ot)
28 at Hawaii-Pacific	W 85-67
<b>December</b>	
4 Middle Tennessee	W 72-70
13 George Mason (2)	W 70-67
14 Marshall (2)	L 76-79
18 SE Louisiana	L 62-69
21 Sam Houston	L 56-61
23 at Providence	L 80-104
28 UT-San Antonio	W 87-67
30 at Northwestern State	L 61-68
<b>January</b>	
3 SE Louisiana (3)	L 64-66
4 Austin Peay (3)	L 67-75
6 Hardin-Simmons	L 56-61
8 Houston Baptist	W 88-67
11 Northwestern State	W 75-44
16 Georgia Southern	W 74-71
18 Mercer	W 91-76
21 Centenary	W 98-70
23 at Georgia State	W 82-78
25 at Samford	W 83-73
30 at SE Louisiana	W 105-97 (ot)
<b>February</b>	
1 at Centenary	W 70-66
5 at Houston Baptist	W 95-97 (ot)
8 at Hardin-Simmons	W 68-67
13 at Georgia Southern	W 83-74
15 at Mercer	W 57-56
19 at UT-San Antonio	W 81-76
22 Samford	W 87-68
24 Georgia State	W 86-65

<b>March</b>	
2 Georgia State ^	W 115-82
7 Mercer ^	W 81-66
8 Centenary ^	W 85-63
14 Notre Dame!	W 90-83
16 North Carolina State!	L 66-80 (2ot)

(1) in Honolulu, Hawaii (2) Marshall Memorial Invitational  
(3) Sooner Invitational // ^ TAAC Tournament (Barton Col)  
! NCAA Midwest Regional at Minneapolis, Minn.

**1986-87**  
Record: 26-11 (16-2 TAAC)  
NIT Final Four  
Coach: Mike Newell

<b>November</b>	
29 St. Louis (1)	L 68-69
30 Hawaii-Pacific (1)	W 97-90
30 Southwest Mo. State (1)	L 46-61
<b>December</b>	
6 at Sam Houston State	L 71-77
9 Southwest College (2)	W 96-67
12 Baptist College (2)	W 75-68
13 UAB (2)	W 74-73
18 Houston Baptist	W 61-53
20 Centenary	W 71-67
22 at Middle Tenn. State	L 63-66
29 Southeastern La. (3)	W 70-52
30 Clemson (3)	L 44-76
<b>January</b>	
2 UC-Sacramento	W 71-65
5 Samford	W 92-67
8 at UT at San Antonio	W 62-60
10 at Hardin-Simmons	W 78-71
17 Mercer (at UAPB)	W 90-71
19 Georgia State	W 89-86 (ot)
22 Georgia Southern	W 85-71
24 Stetson	W 72-71
29 at Houston Baptist	L 69-85
31 at Centenary	W 89-81 (2ot)
<b>February</b>	
4 at Loyola-Chicago	L 80-89
7 at Samford	W 71-68
12 UT-San Antonio (at UCA)	W 81-73
12 Hardin-Simmons (at UAPB)	W 80-71
14 at Georgia State	W 57-54
19 at Mercer	W 65-63
21 at Georgia Southern	L 66-69 (3ot)
28 at Stetson	W 66-64
<b>March</b>	
5 UT-San Antonio ^	W 62-60
6 Georgia Southern ^	L 62-70
12 Baylor & (Barton Coliseum)	W 42-41
16 Stephen F. Austin & (Barton Coliseum)	W 54-48
21 California & (Pine Bluff, Ark.)	W 80-73
24 La Salle & (Madison Square Garden)	L 73-92
26 Nebraska & (Madison Square Garden)	L 67-76 (ot)

**1987-88**  
Record: 24-7 (15-3 TAAC)  
National Invitation Tournament  
Coach: Mike Newell

<b>November</b>	
20 at Purdue	L 88-102
<b>December</b>	
4 at Colorado	W 62-57
9 Sam Houston State	W 87-58
10 UT-El Paso	W 68-65
14 Mississippi Valley St.	W 83-65
16 at Arizona	L 77-53
19 Stephen F. Austin (1)	W 93-66
20 Southeastern Louisiana (1)	W 83-51

(1) Hawaii-Pacific International // (2) TCBY Classic  
(3) TCBY Tipoff Tournament // ^ TAAC Tour. (Barton Col)  
& National Invitation Tournament

29 Arkansas State	W 59-55
<b>January</b>	
2 Houston Baptist (2)	W 70-63
4 Centenary (2)	W 71-61
9 Samford	W 87-72
14 at UT-San Antonio	W 74-65
16 at Hardin-Simmons	W 90-86
21 Georgia State	W 92-86
23 Mercer	W 77-59
28 at Georgia Southern	L 57-48
30 at Stetson	L 86-68
<b>February</b>	
4 at Houston Baptist	W 78-73
6 at Centenary	W 91-90
8 Loyola (Ill.)	W 94-83
13 at Samford	W 72-62
18 UT-San Antonio	W 74-70 (ot)
20 Hardin-Simmons	W 85-75
25 at Georgia State	W 71-62
27 at Mercer	W 84-78
<b>March</b>	
3 Georgia Southern	L 58-75
5 Stetson	W 125-81
10 vs. Centenary ^	W 99-71
11 vs. UT-San Antonio ^	L 101-75
17 Louisiana Tech &	L 66-56

(1) TCBY Classic // (2) TCBY Tipoff Tournament  
^ TAAC Tour. (Daytona Beach) // & National Invitation Tournament

**1988-89**  
Record: 23-8 (14-4 TAAC)  
NCAA Tournament  
Coach: Mike Newell

<b>November</b>	
30 Houston	W 100-67
<b>December</b>	
5 Texas Southern	W 114-79
8 Colorado	W 89-66
9 vs. USC (1)	W 94-86
10 at Illinois (1)	L 107-88
14 at Indiana	L 105-77
17 Stetson	W 88-70
19 Georgia Southern	W 94-74
22 at Oklahoma	L 115-96
30 Southern (2)	W 112-104
31 Marshall (2)	W 89-79
<b>January</b>	
5 at UTSA	L 74-73
7 at Hardin-Simmons	W 97-77
12 Houston Baptist	W 112-73
14 Centenary	W 113-83
21 at Samford	W 87-84
26 at Georgia State	W 102-91
28 at Mercer	W 103-82
<b>February</b>	
2 Hardin-Simmons	W 117-80
4 UTSA	W 94-78
9 at Centenary	L 114-113 (ot)
11 Houston Baptist	W 76-64
18 Samford	W 73-62
23 Mercer	L 75-72
25 Georgia State	W 107-79
<b>March</b>	
2 at Stetson	L 87-78
4 at Georgia Southern	W 80-63
7 UTSA ^	W 82-79
8 Stetson ^	W 60-59
9 Centenary ^	W 100-72
16 vs. Louisville!	L 76-71

(1) Illini Classic // (2) TCBY Classic // ^ TAAC Tour. (Barton Col)  
! NCAA Midwest Regional First Round (Indianapolis, Ind.)

**1989-90**  
Record: 20-10 (12-4 TAAC)  
NCAA Tournament  
Coach: Mike Newell

<b>November</b>	
29 Stephen F. Austin	W 118-60
<b>December</b>	
2 UTEP (1)	W 85-62
9 at Samford *	W 92-71
16 vs. St. Mary's (2)	W 91-69
17 vs. Louisiana Tech (2)	L 93-83
21 Southern	L 104-95
29 vs. Princeton (3)	L 59-56
30 vs. San Jose State (3)	W 90-80
<b>January</b>	
4 Georgia Southern *	W 70-66
6 Stetson *	W 64-62
9 at Oklahoma	L 134-81
13 at Centenary *	L 113-111
18 Mercer *	W 65-48
20 Georgia State *	W 110-87
25 at Hardin-Simmons *	W 84-77
27 at UTSA *	L 107-104
29 at Stephen F. Austin *	W 75-69
<b>February</b>	
1 at Stetson *	W 92-89
3 at Georgia Southern *	L 97-72
8 Centenary *	L 83-72
15 at Georgia State *	W 102-57
17 at Mercer *	W 82-70
22 Hardin-Simmons *	W 99-87
24 UTSA *	W 87-84
28 Xavier	L 84-73
<b>March</b>	
3 Samford *	W 77-70

6 Hardin-Simmons ^	W 91-68
7 UTSA ^	W 99-83
8 Centenary ^	W 105-95
15 vs. Nevada-Las Vegas!	L 102-72

(1) TCBY Tip-Off  
(2) Phenix Ball Tournament (Tokyo, Japan)  
(3) Michigan State Curtiss Classic (East Lansing, Mich.)  
\*TAAC game // ^ TAAC Tournament (Barton Coliseum)  
! NCAA Tournament (Salt Lake City, Utah)

**1990-91**  
Record: 10-20 (6-8 TAAC)  
Coach: Jim Platt

<b>November</b>	
26 Arkansas State	W 59-56
28 at TCU	L 72-58
<b>December</b>	
1 Louisiana Tech	L 68-63
5 Jackson State	L 71-66
7 vs. Sacramento State (1)	W 67-60
8 at Marquette (1)	L 83-72
15 at Illinois	L 83-72
17 at UTEP	L 80-77
20 Austin Peay	L 97-82
27 Jackson State	L 69-66
29 at Arkansas State	L 73-60
<b>January</b>	
2 at Louisiana Tech	L 75-63
10 Georgia State *	W 75-67
12 Mercer *	W 96-60
14 Samford *	W 68-53
17 at UTSA *	L 90-84
19 at Centenary *	L 77-75
23 at Austin Peay	L 85-77
31 Georgia Southern (Pine Bluff, Ark.) *	L 82-75
<b>February</b>	
2 Stetson (Pine Bluff, Ark.) *	L 69-61
7 at Georgia State *	W 81-66
9 at Mercer *	W 54-40
14 UTSA *	L 83-74 (ot)
16 Centenary *	L 90-83
21 at Samford *	W 96-80
28 at Georgia Southern *	L 91-88 (ot)
<b>March</b>	
2 at Stetson *	L 89-74
5 vs. Georgia Southern ^	W 70-65
6 vs. Centenary ^	W 80-73
7 vs. Georgia State ^	L 80-60

(1) Marquette First Bank Classic  
\*TAAC Game // ^ TAAC Tournament (DeLand, Fla.)

**1991-92**  
Record: 18-12 (9-7 SBC)  
Coach: Jim Platt

<b>November</b>	
23 Alcorn State	W 82-74
26 at Kansas	L 80-91
30 at Arkansas State *	L 60-65
<b>December</b>	
4 Grambling State	W 83-67
7 Jacksonville *	W 75-72
9 at Alcorn State	L 75-86
18 Lewis	W 91-79
21 Arkansas State *	L 79-82
28 at Texas-Pan American * %	W 2-0
30 SE Missouri State	W 85-77 (ot)
<b>January</b>	
4 Lamar *	W 83-73
9 at Louisiana Tech *	L 71-94
11 Texas Christian	L 69-84
16 South Alabama *	W 85-74
18 New Orleans *	W 72-61
23 at Prairie View A&M	W 86-56
25 at Western Kentucky *	L 58-72
28 at Grambling State	W 63-61
<b>February</b>	
1 at Central Florida *	L 71-79
3 at SE Missouri State	L 78-80
6 UT-Pan American *	W 74-64
9 at South Alabama *	W 79-72
13 Prairie View A&M	W 84-45
15 Southwestern La. *	L 75-85
20 at Lamar *	L 71-93
27 Western Kentucky *	W 82-78
29 at Jacksonville *	W 71-67
<b>March</b>	
5 vs. UT-Pan American ^	W 65-53
6 vs. Arkansas State ^	W 46-45
7 vs. Southwestern La. ^	L 61-64

\* Sun Belt Conference Game // ^ Sun Belt Conference Tournament (Biloxi, Miss.)  
% UTPA won game 55-54 but forfeited

**1992-93**  
Record: 15-12 (10-8 SBC)  
Coach: Jim Platt

<b>December</b>	
1 Delta State	W 63-59
4 vs. Idaho (1)	L 54-64
5 #vs. Tennessee State (1)	L 60-62
8 Grambling State	W 70-59
16 Tennessee-Martin	W 88-58
19 South Alabama *	L 62-86
22 at Florida State	L 64-95
29 at Grambling State	W 75-63
<b>January</b>	
2 Arkansas State *	W 76-64

7	New Orleans *	L	62-78
9	at Lamar *	L	60-80
14	at WKU *	L	56-92
16	SW Louisiana *	W	73-71
18	Jacksonville *	W	66-59
21	at UT-Pan American *	W	77-70
25	at SW Louisiana *	L	74-88
30	at Jacksonville *	W	77-61

**February**

1	Louisiana Tech *	W	63-58
6	at Arkansas State *	L	53-82
11	Lamar *	W	84-76
13	South Alabama *	W	85-79
18	at Louisiana Tech *	W	67-60
20	Tennessee-Martin	W	81-67
25	at No. 19 New Orleans *	L	60-86
27	UT-Pan American *	W	78-66

**March**

1	Western Kentucky *	L	71-78
6	vs. Arkansas State ^	L	60-74

(1) Southwest Missouri State Tour. (Springfield, Mo.)  
 \* Sun Belt game // ^ Sun Belt Tour. (Biloxi, Miss.)

**1993-94**

Record: 13-15 (6-12 SBC)  
 Coach: Jim Platt

**November**

30	Livingston	W	82-75
----	------------	---	-------

**December**

4	South Alabama *	L	66-69
8	at Tennessee	W	69-59
11	at Kansas	L	63-98
18	Alcorn State	W	101-50
21	at Grambling	W	82-65

**January**

3	at Alcorn State	W	81-60
8	New Orleans *	W	73-70
10	at Western Kentucky *	L	78-83
13	Southwestern La *	L	75-86
15	Louisiana Tech *	W	86-60
20	at Texas-Pan American *	L	71-80
22	at Lamar *	W	67-65 (ot)
26	Jacksonville *	L	76-90
29	at Arkansas State *	L	54-66
31	at New Orleans *	L	61-80

**February**

2	at Southwestern La *	L	67-81
5	at Jacksonville *	L	86-88
10	Texas-Pan American *	W	75-66
12	Arkansas State *	L	63-64
14	at Louisiana Tech *	W	66-62 (ot)
17	Western Kentucky *	L	62-66
19	Lamar *	W	81-78
21	at South Alabama *	L	67-75
24	at Memphis	L	66-85
28	Grambling	W	92-66

**March**

4	vs. Lamar ^	W	78-71
5	at Western Kentucky ^	L	69-72

\* Sun Belt Conference game // ^ Sun Belt Conference Tournament (Bowling Green, Ky.)

**1994-95**

Record: 17-12 (9-9 SBC)  
 Coach: Wimp Sanderson

**November**

26	at Centenary	W	86-77
----	--------------	---	-------

**December**

3	Abilene Christian	W	117-87
6	Grambling	W	99-77
10	Centenary	W	101-69
19	at Grambling	W	65-62
21	at Southwest Texas St.	L	65-66
28	vs. Pepperdine (1)	W	77-62
29	vs. Indiana (1)	L	53-77

**January**

5	Louisiana Tech *	L	60-61 (ot)
7	Jacksonville *	W	75-72
12	at Louisiana Tech *	L	50-68
14	at Lamar *	L	89-92 (3ot)
19	at New Orleans *	L	59-68
22	at South Alabama *	L	80-84
26	Texas Pan American *	W	67-54
28	Arkansas State *	W	66-64
30	South Alabama *	W	102-94

**February**

2	at USL *	W	62-56
4	at Texas Pan American *	W	70-58
9	Lamar *	W	86-70
11	at Arkansas State *	W	88-56
16	Western Kentucky *	L	68-70
18	USL *	W	77-60
20	New Orleans *	L	74-83
23	at Western Kentucky *	L	50-81
27	at Jacksonville *	L	70-86

**March**

4	Jacksonville ^	W	99-76
5	New Orleans ^	W	64-52
7	Western Kentucky ^	L	79-82

(1) NBD Hoosier Classic (Indianapolis, Ind.)  
 \* Sun Belt game // ^ Sun Belt Tournament (Barton Coliseum)

**1995-96**

Record: 23-7 (14-4 SBC)  
 National Invitation Tournament  
 Coach: Wimp Sanderson



**November**

25	West Alabama	W	83-61
27	at Sam Houston State	W	93-89 (ot)

**December**

2	Texas Tech	L	62-71
9	at Mississippi State	W	70-68
13	Southwest Texas	W	72-63
18	at Grambling	W	62-57
22	William Carey	W	112-77
30	Arkansas State *	W	95-68

**January**

4	Louisiana Tech *	W	66-60
6	Western Kentucky *	W	84-76
11	at New Orleans *	L	65-78
13	at Lamar *	L	64-73
17	Grambling	W	91-67
21	at Western Kentucky *	L	65-83
25	at Louisiana Tech *	W	80-63
27	Lamar *	W	65-63
31	South Alabama *	W	72-60

**February**

3	at Arkansas State *	W	84-63
5	at Jacksonville *	W	89-57
8	New Orleans *	W	69-66
10	UTPA *	W	76-72
15	at SW Louisiana *	L	78-79
27	at UTPA *	W	55-52
20	SW Louisiana *	W	87-67
22	at South Alabama *	W	61-49
24	Jacksonville *	W	103-77

**March**

2	UTPA ^	W	89-71
3	Jacksonville ^	W	67-60
5	New Orleans ^	L	56-57
13	at Vanderbilt &	L	80-86

\* Sun Belt Game // ^ Sun Belt Tournament (Barton Coliseum) & National Invitation Tournament

**1996-97**

Record: 18-11 (11-7 SBC)  
 Coach: Wimp Sanderson

**November**

20	at St. Louis (1)	L	57-63
30	Faulkner	W	86-56

**December**

2	at Texas Tech	L	83-94
5	at Auburn	L	63-75
7	Sam Houston State	W	94-64
12	at UAPB	W	85-77
19	Truman State	W	85-61
21	Alcorn State	W	78-66
28	Lamar *	W	89-76

**January**

2	at South Alabama *	L	56-64
4	at New Orleans *	L	79-82 (ot)
9	Louisiana Tech *	W	76-69 (ot)
11	Jacksonville *	W	84-80
13	UAPB	W	75-59
16	at SW Louisiana *	L	84-87
18	at Louisiana Tech *	L	58-68
23	South Alabama *	W	48-47
25	SW Louisiana *	W	79-64
27	Western Kentucky *	L	62-71
30	at UT-Pan American *	W	61-46

**February**

1	Arkansas State *	W	70-66
5	at Lamar *	L	72-75
9	at Western Kentucky *	W	80-77
15	at Arkansas State *	W	87-81
18	at Jacksonville *	W	96-89
20	New Orleans *	L	71-81
22	UT-Pan American *	W	77-43

**March**

1	Western Kentucky ^	L	68-62
2	South Alabama ^	L	52-71

**November**

17	Hampton	W	82-70
28	vs. Gonzaga (1)	L	75-70
29	vs. Central Michigan (1)	W	74-65

**December**

5	Mississippi Valley State (2)	W	92-83
6	Southern Miss (2)	L	68-57
10	UAPB	W	68-42
14	at Kansas State (2)	L	67-51
20	North Texas	L	72-70
27	at SW Louisiana *	L	83-70
29	at UT-Pan American *	W	94-89

(1) Chase Preseason National Invitation Tournament  
 \*Sun Belt Conference game // ^ Sun Belt Tournament (Barton Coliseum)

**1997-98**

Record: 15-13 (10-8 SBC)  
 Coach: Wimp Sanderson

**November**

5	UTPA *	W	83-68
8	at South Alabama *	L	68-49
10	Arkansas State *	L	75-61
15	at Jacksonville *	W	65-53
18	at Western Kentucky *	W	77-76 (2ot)
22	New Orleans *	L	82-60
24	Jacksonville *	W	88-73
29	Lamar *	W	67-64
31	Louisiana Tech *	W	65-47

**February**

5	at Lamar *	W	70-67 (ot)
8	at Louisiana Tech *	L	96-62
12	at New Orleans *	W	58-55
14	at Arkansas State *	L	76-65
19	Western Kentucky *	W	70-61
21	SW Louisiana *	L	55-54
23	South Alabama *	L	61-43
28	Louisiana Tech ^	W	74-61

**March**

1	South Alabama ^	L	48-79
---	-----------------	---	-------

(1) Coca-Cola Spartan Classic (East Lansing, Mich.)  
 (2) TCBY Holiday Tournament (Barton Coliseum)  
 \*Sun Belt Conference game // ^ Sun Belt Conference Tournament (Lafayette, La.)

**1998-99**

Record: 12-15 (5-9 SBC)  
 Coach: Wimp Sanderson

**November**

21	at UAPB	W	86-80
23	Albany	W	74-72
27	vs. Murray State (1)	L	66-91
28	vs. Western Carolina (1)	W	73-54

**December**

2	at Florida International *	W	83-77
---	----------------------------	---	-------

**February**

12	vs. Oklahoma State	L	41-88
18	High Point (2)	W	86-82
19	Richmond (2)	W	70-62
22	at UTEP	L	53-67

**January**

2	Florida International *	W	68-67
4	at UTPA	L	69-76
7	USL *	W	83-78
13	at Louisiana Tech *	L	83-95
16	at Arkansas State *	L	64-84
19	UTPA	W	70-68
23	New Orleans *	W	63-53
25	at USL *	L	57-79
28	Western Kentucky *	L	54-62
31	South Alabama *	W	66-53

(1) IGA/Super Thrift Holiday Classic // (2) TCBY Holiday Classic  
 \*Sun Belt Conference game // ^ Sun Belt Conference Tournament (Lafayette, La.)

**February**

4	at New Orleans *	L	62-68
6	at South Alabama *	L	43-44
8	Denver *	W	71-57
10	at Western Kentucky *	L	52-56
13	Arkansas State *	L	55-74
16	Louisiana Tech *	L	67-81
20	at Denver *	L	64-68
27	vs. Louisiana Tech ^	L	66-68

**March**

4	at New Orleans *	L	62-68
6	at South Alabama *	L	43-44
8	Denver *	W	71-57
10	at Western Kentucky *	L	52-56
13	Arkansas State *	L	55-74
16	Louisiana Tech *	L	67-81
20	at Denver *	L	64-68
27	vs. Louisiana Tech ^	L	66-68

**1999-00**

Record: 4-24 (1-15 SBC)  
 Coach: Sidney Moncrief

**November**

23	Oklahoma State	L	64-93
27	at Bowling Green	L	84-91
30	Alcorn State	W	75-68

**December**

4	at UMKC	L	60-86
8	Centenary	L	49-63
11	at Oklahoma	L	56-80
15	Grambling	W	81-74
18	Arkansas-Pine Bluff	W	86-64
21	at Georgia	L	63-65
30	Bowling Green	L	53-66

**January**

5	at South Alabama *	L	64-76
8	at New Orleans *	L	53-71
13	Western Kentucky *	L	71-76
15	Florida International *	L	63-68
20	at Louisiana Tech *	L	69-88
22	at Louisiana-Lafayette *	L	75-89
28	South Alabama *	L	55-69
29	New Orleans *	L	70-72
31	at Denver *	L	73-88

**February**

5	Arkansas State *	L	69-85
10	Louisiana-Lafayette *	L	62-88
12	Louisiana Tech *	L	75-77
15	at Centenary	L	64-66
19	at Arkansas State *	L	85-93

**2000-01**

Record: 18-11 (9-7 SBC)  
Coach: Porter Moser

<b>November</b>	
18 at Northwestern	W 53-43
21 UCA	W 75-47
25 Southwestern	W 100-36
28 at Morris Brown	W 79-68
<b>December</b>	
2 at Baylor	L 54-51
5 Alcorn State	W 89-73
9 at Marquette	L 48-46
16 Morris Brown	W 88-55
19 at Oklahoma State	L 70-60
30 UMKC	W 59-53
<b>January</b>	
4 at New Mexico State*	W 66-62
7 Louisiana Tech*	L 75-70 (ot)
11 at Denver*	L 69-65
13 at Western Kentucky*	L 59-49
18 Arkansas State*	W 53-50
20 at Middle Tennessee*	W 77-56
24 Florida International*	W 65-59
27 at Louisiana Tech*	L 64-47
29 Middle Tennessee*	W 66-53
<b>February</b>	
1 at North Texas*	W 83-66
7 New Orleans*	W 81-67
8 at Arkansas-Pine Bluff	W 94-77
10 Louisiana-Lafayette*	W 87-68
14 South Alabama*	L 84-81
17 Western Kentucky*	L 86-73
21 at Florida International*	L 70-63
24 at Arkansas State*	W 94-85
<b>March</b>	
2 vs. North Texas (1)	W 80-67
3 vs. South Alabama (1)	L 82-62

\*Sun Belt Conference game // # Sun Belt Tournament (Mobile, Ala.)

**2001-02**

Record: 18-11 (8-6 SBC)  
Coach: Porter Moser

<b>November</b>	
16 at Massachusetts	L 66-60
18 Arkansas Tech	W 83-46
21 at Mississippi State	L 91-83
24 Arkansas-Pine Bluff	W 76-52
27 at Southeast Mo. State	W 83-74
30 at Saint Louis	W 61-58
<b>December</b>	
3 Central Arkansas	W 92-57
5 Austin Peay	W 75-61
8 at Colorado State	W 88-79
15 at Austin Peay	L 88-69
18 Morgan State	W 83-56
21 at Grambling	W 93-69
30 at Florida International*	W 71-57
<b>January</b>	
3 North Texas*	W 84-74
5 Denver*	W 79-63
10 at Arkansas State*	W 78-58
14 at New Orleans*	L 73-72
19 South Alabama*	W 72-65
24 at Western Kentucky*	L 95-85
26 at Middle Tennessee*	L 68-65
<b>February</b>	
2 Arkansas State*	W 65-63
7 Western Kentucky*	L 83-79 (ot)
9 Middle Tennessee*	W 71-52



14 at New Mexico State*	L 81-73
16 at Louisiana-Lafayette*	L 61-58
19 Southern Miss	L 60-53
23 Florida International*	W 79-54
<b>March</b>	
3 vs. New Orleans^	W 71-67
4 vs. Louisiana-Lafayette^	L 67-53

\* Sun Belt game // # Sun Belt Tournament (New Orleans, La.)

**2002-03**

Record: 18-12 (8-6 SBC)  
Coach: Porter Moser

<b>November</b>	
22 at Hawaii (1)	L 81-65
24 vs. Cal State Fullerton (1)	W 56-43
27 Central Arkansas	W 82-69
30 Colorado State	W 84-75
<b>December</b>	
3 at Memphis	L 73-49
7 Alcorn State	W 68-58
10 at Minnesota	L 86-84 (ot)
14 at Ark.-Pine Bluff	W 83-71
17 SE Missouri State	W 81-56
19 Prairie View	W 76-65
21 at Southern Miss	L 70-54
28 vs. Pepperdine (2)	L 116-110 (2ot)
29 vs. Portland State (2)	W 48-41
<b>January</b>	
4 Harding	W 82-80
9 Western Kentucky*	L 74-66
11 Middle Tennessee	W 71-62 (ot)
16 at North Texas*	W 88-80
19 at Denver*	L 72-55
25 Arkansas State*	W 77-70

30 at South Alabama*	L 65-59 (ot)
<b>February</b>	
1 New Orleans*	W 85-83 (ot)
3 at Arkansas State*	L 86-76
8 at Florida International*	W 46-45
13 at Western Kentucky*	L 70-51
15 at Middle Tennessee*	W 74-58
20 New Mexico State*	W 72-64
22 Louisiana-Lafayette*	L 85-81
<b>March</b>	
1 Florida International*	W 67-62
7 vs. North Texas^	W 74-73
9 vs. New Mexico State^	L 78-61

(1) Hawaiian Airlines Tip-off Tour // \*\* Sun Belt Conference game  
(2) New Mexico Comcast-Lobo Inv. // ^ Sun Belt Tournament

**2003-04**

Record: 17-12 (9-5 SBC)  
Coach: Steve Shields

<b>November</b>	
22 at Arizona State	L 82-79
25 at St. Bonaventure	L 89-75
29 Southern Arkansas	W 72-48
<b>December</b>	
2 Alcorn State	W 84-49
5 vs. Idaho State (1)	L 51-47
6 vs. IPFW (1)	W 69-57
9 Harding	W 90-56
13 at Louisiana-Monroe	L 73-69
17 Southern	W 73-59
20 at Creighton	L 91-66
30 Louisiana-Monroe	W 82-56
<b>January</b>	
3 Mississippi State	L 68-58

6 at Florida International*	W 65-53
10 Arkansas State*	W 75-65
15 at Western Kentucky*	L 86-71
17 at Middle Tennessee*	W 68-66
22 North Texas*	L 82-77
24 Denver*	W 68-53
26 Williams Baptist	W 102-51
31 at Arkansas State*	L 56-57
<b>February</b>	
5 South Alabama*	W 86-53
7 at New Orleans*	L 100-95 (2ot)
14 Florida International*	W 62-46
19 Western Kentucky*	W 68-60
21 Middle Tennessee*	W 59-54
26 at New Mexico State*	W 58-55
28 at Louisiana-Lafayette*	L 70-66!
<b>March</b>	
6 vs. Arkansas State^	W 83-78 (ot)
8 vs. New Orleans^	L 80-65

(1) Cyclone Challenge at Ames, Iowa  
! Game vacated due to NCAA sanctions against ULL  
\* Sun Belt Conference game // ^ Sun Belt Tournament (Bowling Green, Ky.)

**2004-05**

Record: 18-10 (10-4 SBC)  
Coach: Steve Shields

<b>November</b>	
20 Southern Arkansas	W 82-63
23 at No. 6 Oklahoma State	L 90-65
26 at No. 3 Georgia Tech	L 79-54
30 Southern	W 75-60
<b>December</b>	
3 vs. SE Louisiana (1)	W 58-48
4 at Southwest Missouri State (1)	L 51-64
7 Southern Illinois	W 70-53
11 at Mississippi State	L 83-53
17 St. Bonaventure	W 76-56
20 McNeese State	W 78-68
29 St. Gregory's	W 71-53
<b>January</b>	
2 Harding	W 75-57
6 Florida International*	W 67-57
10 at Middle Tennessee*	L 85-50
13 Western Kentucky*	W 69-66
15 Middle Tennessee*	W 69-62
20 at North Texas*	W 71-64
22 at Denver*	L 68-58
27 Arkansas State*	L 78-64
30 at Florida International*	L 118-114 (5ot)
<b>February</b>	
3 at South Alabama*	W 58-54
5 New Orleans*	W 66-49
10 at Arkansas State*	W 73-67
17 at Western Kentucky*	W 55-53
19 at Bowling Green (2)	L 74-66
24 New Mexico State*	W 75-69
26 Louisiana-Lafayette*	W 64-63!
<b>March</b>	
5 vs. Florida International^	L 69-64

(1) SMS PriceCutter Classic (Springfield, Mo.)  
(2) ESPN Bracket Buster game  
! Game vacated due to NCAA sanctions against ULL  
\* Sun Belt Conference game // ^ Sun Belt Tournament (Denton, Texas)

**2005-06**

Record: 14-15 (5-9 SBC)  
Coach: Steve Shields

<b>November</b>	
18 at Appalachian State	L 65-75



22	Navy	W	61-57
26	Texas State	W	73-54
29	John Brown	W	67-62

**December**

3	vs. #13 Michigan State (1)	L	67-72
5	at No. 11 Illinois	L	49-75
10	Bowling Green	W	68-60
13	Arkansas-Pine Bluff	W	72-54
20	Appalachian State	W	78-63
22	at Southern Illinois	L	42-67
29	at Utah State (2)	L	44-76
30	s. Idaho State (2)	W	73-72

**January**

5	at Florida International *	W	55-53
9	Arkansas State *	L	70-74
12	at Western Kentucky *	L	70-74
14	at Middle Tennessee *	W	68-66
19	North Texas *	W	69-60
21	Denver *	W	62-52
28	at Arkansas State *	L	66-78

**February**

2	South Alabama *	L	58-65
4	at Troy *	W	73-66
9	Florida International *	L	55-58
11	Savannah State	W	81-53
16	Western Kentucky *	L	73-74
18	Middle Tennessee *	L	58-68
23	at New Orleans *	L	60-69
25	Louisiana-Lafayette *	L	59-69

**March**

3	vs. North Texas ^	W	72-55
5	vs. South Alabama ^	L	53-78

(1) Played in Grand Rapids, Mich. (Van Andel Arena)  
 (2) Gossner Foods Classic (Logan, Utah)  
 ^ Sun Belt Tournament (Murfreesboro, Tenn.)

**2006-07**

Record: 13-17 (8-10 SBC)  
 Coach: Steve Shields

**November**

10	Central Methodist	W	83-54
13	vs. Akron (1)	W	81-79
14	at Texas Tech (1) [ESPN2]	L	59-93
18	at Tulsa	L	60-66
22	at Texas State	W	83-77
25	Tennessee-Martin	W	58-56
27	at No. 8/9 Texas A&M	L	35-75
30	at Centenary	L	59-69

**December**

5	McNeese State	L	46-60
9	at Minnesota	W	67-66
13	Belmont	L	57-72
16	Denver *	W	73-47
21	at Louisiana-Monroe *	L	68-76 (ot)
28	at Louisiana-Lafayette *	W	59-55
31	at Troy *	L	70-82

**January**

4	North Texas *	W	86-75
6	New Orleans *	L	73-82
11	at Arkansas State *	L	51-77
13	at South Alabama *	L	54-68
17	Western Kentucky *	W	71-69
20	Middle Tennessee *	L	60-61
27	at Florida Atlantic *	L	71-75

**February**

1	Florida International *	W	86-68
3	Louisiana-Monroe *	L	57-58
8	at Denver *	W	74-68
10	Troy *	W	79-71
17	at North Texas *	L	69-74
22	at New Orleans *	W	65-64

24	Arkansas State *	L	55-61
28	at New Orleans ^	L	70-77

(1) Guardians Classic (Lubbock, Texas)  
 ^ Sun Belt Tournament First Round

**2007-08**

Record: 20-11 (11-7 SBC)  
 Coach: Steve Shields

**November**

9	University of the Ozarks	W	92-54
12	at Loyola Marymount	W	71-40
18	Texas-Arlington	L	58-68
20	Centenary	W	72-64
24	Louisiana Tech	W	63-49
27	at Rice	W	59-52

**December**

1	Tulsa	W	62-51
8	John Brown	W	73-36
15	Florida International *	W	75-67
18	Pepperdine	W	70-65
22	at Creighton	L	61-80
29	at Northern Illinois	L	55-59

**January**

2	at New Orleans *	W	84-75
5	at Arkansas State *	L	62-77
10	Louisiana-Lafayette *	W	74-63
13	at Denver *	L	40-54
17	ULM *	W	59-57
19	South Alabama *	L	65-72
24	at Troy *	W	63-61
27	Florida Atlantic *	W	80-76
31	at Western Kentucky *	L	47-71

**February**

7	at Middle Tennessee *	L	46-63
9	North Texas *	W	84-82
13	at Florida International *	L	45-57
16	New Orleans *	L	75-77
21	Arkansas State *	W	82-52
23	at Louisiana-Lafayette *	W	61-58
28	Denver *	W	66-55

**March**

1	at ULM *	W	59-55
9	vs. Florida Atlantic ^	W	66-60
10	vs. WKU ^	L	55-70

\* Sun Belt game // ^ Sun Belt Tournament (Mobile, Ala.)

**2008-09**

Record: 23-8 (15-3 SBC)  
 Coach: Steve Shields

**November**

14	at Cal Poly	W	67-40
16	at Pepperdine	W	66-65
22	Louisiana Tech	W	78-69
25	Creighton	W	71-69
29	Loyola Marymount	W	67-59

**December**

3	at Missouri State	L	37-59
8	at Oral Roberts	W	69-66
12	Wright State	L	55-62
14	Northern Illinois	W	97-85
17	at No. 23/21 Memphis	L	51-59
20	Arkansas State *	W	65-59
28	Rice	L	72-79
31	ULM *	W	95-87 (ot)

**January**

3	at WKU *	L	47-79
8	North Texas *	W	78-77 (ot)

10	at New Orleans *	W	62-46
15	at Louisiana-Lafayette *	W	79-71 (ot)
17	Middle Tennessee *	W	70-65
22	at South Alabama *	W	61-59
24	Troy *	L	58-63
29	at Florida Atlantic *	W	66-59
31	at Florida International *	W	78-57

**February**

7	Denver *	W	66-57
12	at Arkansas State *	W	58-57
14	at ULM *	W	70-61
19	WKU *	L	69-78
21	at North Texas *	W	58-54
26	New Orleans *	W	80-54
28	Louisiana-Lafayette *	W	67-60

**March**

8	vs. Denver ^	W	58-55
9	vs. South Alabama ^	L	44-54

\* Sun Belt game // (1) Sun Belt Tour. (Hot Springs, Ark.)

**2009-10**

Record: 8-22 (4-14 SBC)  
 Coach: Steve Shields

**November**

13	at Ole Miss	L	64-92
17	at Tulsa [ESPN]	L	45-59
18	St. Gregory's	W	100-56
22	at Creighton	L	65-80
25	at Louisiana Tech	L	66-86
28	Cal Poly	W	71-62
30	Oral Roberts	W	73-68

**December**

2	Missouri State	L	62-75
6	Lyon College	W	78-69
12	vs. Memphis ^	L	71-83
16	at South Alabama * [ESPN2]	L	71-74
21	at Arkansas State *	L	61-69
22	at Wright State	L	47-69
31	North Texas *	L	78-83

**January**

2	at ULM *	L	64-68
9	Middle Tennessee *	L	52-66
14	at New Orleans *	L	66-67 (ot)
16	Louisiana-Lafayette *	W	76-69
21	at Florida Atlantic *	L	74-77
23	at Florida International *	L	81-96
28	Denver *	W	69-57

**February**

4	Arkansas State *	W	79-77
6	at Louisiana-Lafayette *	L	51-77
11	ULM *	L	64-67
13	WKU * [FCS]	L	46-67
18	at Denver *	L	57-62
20	at North Texas * [CSS/CST]	L	65-83
25	Troy *	L	73-76
27	New Orleans *	W	77-71

**March**

6	vs. Arkansas State ^	L	82-89 (ot)
---	----------------------	---	------------

(1) - game played at Verizon Arena (N. Little Rock, Ark.)  
 \* Sun Belt game // ^ Sun Belt Tournament (Hot Springs, Ark.)

**2010-11**

Record: 19-17 (7-9 SBC)  
 Sun Belt Tournament Champions  
 NCAA Tournament  
 Coach: Steve Shields

**November**

12	at SMU	W	57-47
14	at St. Bonaventure	L	64-77
17	St. Gregory's	W	108-58
21	Illinois State	W	63-54
24	at Oral Roberts [FCS]	L	60-86
26	Louisiana Tech	W	74-65

**December**

1	at Missouri State	L	46-80
5	Tulsa	W	69-67
7	Philander Smith	W	85-58
11	Ole Miss	L	70-84
16	at Rice (1)	L	55-65
21	vs. Akron & (1)	L	61-75
22	vs. Oral Roberts & (1)	W	52-49
23	vs. Stetson & (1)	W	75-50
30	at North Texas *	L	69-81

**January**

2	at Denver *	L	70-72 (ot)
5	St. Bonaventure	L	55-68
8	Troy *	W	76-73
13	ULM *	W	81-50
15	Louisiana-Lafayette *	W	73-68
20	at Florida International *	W	78-70
22	at Florida Atlantic * [ESPN2]	L	71-88
29	Arkansas State *	L	64-75

**February**

3	Denver *	W	75-72 (ot)
5	at Louisiana-Lafayette *	L	66-67
12	at ULM *	W	61-53
17	Western Kentucky * [FCS]	L	59-61
19	Middle Tennessee * [SBN]	W	62-58
24	at South Alabama *	L	79-92
26	at Arkansas State * [SBN]	L	63-71

**March**

1	North Texas *	L	69-72
5	vs. South Alabama ^	W	82-68
6	vs. Arkansas State ^	W	59-52
7	vs. Middle Tennessee ^ [SBN]	W	65-56
8	vs. North Texas ^ [ESPN2]	W	64-63
15	vs. UNC Asheville !	L	77-81 (ot)

\* Sun Belt Conference game  
 Sun Belt Network games (SBN) are televised on CSS/CST  
 (1) Las Vegas Holiday Hoops Classic  
 & at South Point Arena (Las Vegas, Nev.)  
 ^ at Summit Arena (Hot Springs, Ark.)  
 ! NCAA Tournament First Round (Dayton, Ohio)

**2011-12**

Record: 15-16 (12-4 SBC)  
 Coach: Steve Shields

**November**

11	at Tulsa	L	49-65
13	Northwestern State	W	72-66
15	IUPUI (1)	W	75-70
18	at Eastern Michigan (1)	L	51-62
20	at Michigan State [BTN] (1)	L	47-69
26	Wisconsin-Milwaukee (1)	L	54-59
29	at Northwestern State	L	65-80

**December**

4	SMU	L	63-69 (ot)
6	Philander Smith	W	102-59
10	Missouri State	W	60-68
12	Oral Roberts	L	55-58
17	at Louisiana Tech	L	68-71
20	at Illinois State	L	65-72
29	at North Texas *	W	69-66
31	at Denver *	W	66-59

**January**

3	vs. No. 2 Kentucky (2) [FSS]	L	51-73
7	Florida Atlantic *	W	40-38
12	at ULM *	W	72-51
14	at Arkansas State *	W	63-62
19	Louisiana-Lafayette *	L	48-69
21	at Western Kentucky * [FCS]	L	53-65
26	South Alabama *	W	75-50
28	Denver *	W	64-57

**February**

4	ULM *	W	70-66
9	at Louisiana-Lafayette *	W	72-70 (ot)
11	at Middle Tennessee * [ESPN2]	L	60-68
16	Florida International * [SBN]	W	78-64
18	at Troy *	W	74-62 (ot)
23	North Texas *	L	67-75 (ot)
25	Arkansas State *	W	62-60

**March**

4	vs. WKU ^ [SBN]	L	63-68
---	-----------------	---	-------

\* Sun Belt Conference game  
 (1) Auto-Owners Spartan Invitational (campus sites)  
 (2) Freedom Hall (Louisville, Ky.)  
 ^ Summit Arena (Hot Springs, Ark.)  
 SBN - Sun Belt Network games are televised by CSS/CST

**2012-13**

Record: 17-15 (11-9 SBC)  
 Coach: Steve Shields

**November**

9	UT Martin	W	84-68
14	at Louisiana Tech	L	52-70
16	at Ole Miss	L	52-92
19	Wisconsin-Milwaukee (1)	W	59-43
21	Jacksonville (1)	W	78-56
24	vs. SMU & (1)	W	69-56
25	vs. South Carolina & (1)	L	62-74
29	Troy *	W	58-56

**December**

1	ULM *	W	83-58
4	St. Gregory's	W	91-30
6	at No. 11 Cincinnati [FS Ohio]	L	53-87



15	Tulsa	W	72-56
17	Louisiana Tech	L	73-75
22	at South Alabama *	L	62-77
29	at Louisiana-Lafayette *	L	70-79

**January**

3	Western Kentucky * [ESPN3]	W	75-67
5	at Troy *	L	64-67
10	North Texas *	W	67-53
12	FIU * [SBN]	W	88-76
17	at Middle Tennessee * [ESPN3]	L	50-82
19	at Western Kentucky * [ESPN3]	W	59-54
24	Florida Atlantic *	W	65-62
26	at North Texas *	W	62-57

**February**

2	South Alabama *	L	66-70
7	at ULM *	W	70-60
14	at Arkansas State *	L	62-86
16	Middle Tennessee *	L	61-66
21	at FIU *	L	52-65
23	at Florida Atlantic *	L	59-73
28	Louisiana-Lafayette *	W	77-68

**March**

2	Arkansas State *	W	78-71
9	vs. FIU ^	L	54-69

\* Sun Belt Conference game  
 (1) Hoops For Hope Classic (campus sites)  
 & Hoops For Hope Classic (Puerto Vallarta, Mexico)  
 ^ Summit Arena (Hot Springs, Ark.)  
 SBN - Sun Belt network games are televised by CSS/CST

14	Georgia Southern *	L	70-72 (ot)
19	Arkansas State *	W	70-57
21	at Troy *	W	63-58
26	Georgia State *	W	92-83
28	at UT Arlington * [ESPN3]	L	73-82

**March**

5	at Louisiana *	L	69-75
12	vs. No. 6 South Alabama ^ [ESPN3]	L	55-57

\* Sun Belt Conference game  
 (1) EA SPORTS Maui Invitational Regional Games (Little Rock, Ark.)  
 (2) South Point Hoops Holiday Classic (Las Vegas, Nev.)  
 ^ Sun Belt Tournament (New Orleans, La.)

**2013-14**

Record: 15-17 (9-9 SBC)  
 Coach: Steve Shields

**November**

11	North Florida	L	70-72
16	at No. 11/10 Florida [Sun Sports/ESPN3]	L	56-86
18	at Middle Tennessee	L	59-76
22	at Southern	W	85-82 (ot)
26	Southern Arkansas	W	90-58
29	at Oklahoma [Sooner Sports TV]	L	81-101

**December**

3	UA Fort Smith	W	88-74
10	at Tulsa	L	64-78
13	at No. 16/15 Memphis [ESPN3]	L	59-73
20	vs. Jacksonville State (1)	W	75-70
21	vs. Southern Miss (1)	L	60-74
30	Grambling	W	88-68

**January**

2	at Texas State *	W	63-59
4	at UT Arlington *	W	72-70
9	South Alabama *	W	65-60
11	Troy *	L	62-75
16	at Western Kentucky * [ESPN3]	W	87-83 (ot)
18	at Georgia State *	L	73-99
23	Texas State *	W	69-64
25	at Arkansas State *	L	49-77
30	Louisiana *	W	80-69

**February**

1	at South Alabama *	W	62-58
6	Georgia State *	L	57-68
8	Western Kentucky * [SBN/ESPN3]	L	78-79
13	at Louisiana *	L	87-93 (2ot)
15	at ULM *	L	49-65
22	UT Arlington *	L	71-75
27	at Troy *	W	62-55

**March**

1	Arkansas State *	W	74-67
8	ULM *	L	65-66
13	vs. No. 8 Troy ^ [SBN/ESPN3]	W	74-61
14	vs. No. 4 Arkansas State ^ [SBN/ESPN3]	L	114-116 (4ot)

\* Sun Belt Conference game  
 (1) BVI Tropical Shootout (Tortola, British Virgin Islands)  
 ^ Sun Belt Tournament (New Orleans, La.)  
 SBN - Sun Belt network games are televised by CSS/CST

**2014-15**

Record: 13-18 (8-12 SBC)  
 Coach: Steve Shields

**November**

16	UA Monticello	W	77-64
18	at BYU [BYUtv]	L	62-91
22	UMKC (1)	W	73-68
23	CSUN (1)	W	94-88 (2ot)
29	UCA	W	85-71

**December**

4	at Missouri State	L	68-73
7	Tulsa	L	73-78
14	Kent State	L	55-60 (ot)
21	vs. Green Bay (2)	L	46-66
22	vs. Bradley (2)	W	64-54
30	Louisiana *	L	79-83 (ot)

**January**

3	at Georgia State *	L	69-82
5	South Alabama *	L	69-72
8	at Texas State *	L	74-77 (2ot)
10	Appalachian State *	W	64-46
17	at ULM *	L	52-64
19	at South Alabama *	L	64-66
22	Troy *	W	73-65
24	UT Arlington *	L	68-75
29	at Arkansas State *	W	75-65
31	at Georgia Southern *	L	61-76

**February**

5	ULM *	L	61-77
7	Texas State *	W	69-61
12	at Appalachian State *	W	79-74

TEAM	W	L	LAST	TEAM	W	L	LAST	TEAM	W	L	LAST
Abilene Christian	2	0	12-3-94	Idaho	0	1	11-4-92	Univ. of the Ozarks (Ark.) <sup>6</sup>	19	5	11-9-07
Akron	1	1	12-21-10	Idaho State	1	1	12-30-05	Pepperdine	3	2	11-16-08
Alabama-Birmingham	1	0	12-13-86	Illinois	0	3	12-5-05	Philander Smith	4	4	12-6-11
Albany	1	0	11-23-98	Illinois State	1	1	12-20-11	Portland State	3	0	12-29-02
Albany State	2	0	1976-77	Indiana	0	2	12-29-94	Prairie View A&M	7	1	12-19-02
Alcorn State	8	3	12-2-03	Iowa	0	2	11-25-85	Princeton	0	1	12-29-89
American Christian	1	3	1975-76	IPFW	1	0	12-6-03	Providence	0	1	12-23-85
Appalachian State	3	1	2-12-15	IUPUI	1	0	11-15-11	Purdue	0	1	11-20-87
Arizona	0	1	12-16-87	Jackson State	1	7	12-27-90	Rhode Island	0	1	12-28-81
Arizona State	0	1	11-22-03	Jacksonville	14	3	11-21-12	Rice	1	2	12-16-10
Arkansas State	32	49	2-19-15	Jacksonville State	1	0	12-20-13	Richmond	1	0	12-19-98
ASU-Beebe JC	0	2	1961-62	James Madison	0	1	1977-78	Sacramento State	2	0	12-7-90
Arkansas Tech	4	5	11-18-01	John Brown	12	19	12-8-07	Saint Louis	1	2	11-30-01
UA-Monticello	12	18	11-16-14	Kansas	0	2	12-11-93	St. Bonaventure	1	3	1-5-11
UA-Fort Smith <sup>1</sup>	8	2	12-3-13	Kansas State	0	1	12-14-97	St. Gregory's	4	0	12-4-12
Arkansas-Pine Bluff	13	5	12-13-05	Kent State	0	1	12-14-14	St. Mary's (Calif.)	1	0	12-16-89
Auburn	0	1	12-5-96	Kentucky	0	1	1-3-12	Sam Houston State	3	2	12-7-96
Austin Peay	1	5	12-15-01	King College	1	0	1962-63	Samford	19	6	2-21-91
Baptist Christian	3	0	1986-87	Lamar	10	5	2-5-98	San Jose State	1	0	12-30-89
Baylor	1	1	12-2-00	Lambuth	3	3	1968-69	Savannah State	1	0	2-11-06
Belhaven	4	7	1972-73	La Salle	0	1	3-24-87	Siena	0	1	12-23-80
Belmont	0	3	12-13-06	LeTourneau	3	3	1966-67	South Alabama	16	28	3-12-15
Bethel	1	3	1965-66	Lewis	1	0	12-18-91	South Carolina	0	1	11-25-13
Bethune Cookman	1	0	12-5-80	Lincoln (Mo.)	2	6	2-5-79	South Carolina State	1	0	1-16-80
Birmingham So.	1	0	1961-62	Livingston	1	0	11-30-93	SE Missouri State	3	1	12-17-02
Bowling Green	1	3	12-10-05	Long Island	0	1	12-20-80	SE Louisiana	11	5	12-3-04
Bradley	1	0	12-22-14	Louisiana College	1	2	1972-73	Southern	6	9	11-22-13
BYU	0	1	11-18-14	Louisiana-Monroe <sup>3</sup>	14	12	2-5-15	Southern Arkansas	4	7	11-26-13
California	1	0	3-21-87	Louisiana-Lafayette	18	25	3-5-15	Southern Baptist JC	3	2	1965-66
Cal Poly	2	0	11-28-09	Louisiana Tech	13	27	12-17-12	Southern California	1	1	12-9-88
Cal State-Fullerton	1	0	11-24-02	Louisville	0	1	3-6-89	Southern Illinois	1	1	12-22-05
Cal State-Northridge	1	0	11-23-14	Loyola-Chicago	1	1	2-8-88	SMU	2	1	11-24-12
Cameron	0	2	1976-77	Loyola Marymount	2	0	11-29-08	Southern Miss.	0	5	12-21-13
Campbell	4	0	2-21-81	Lyon College <sup>4</sup>	9	11	12-06-09	Southern Tech	1	0	1970-71
Centenary	24	12	11-20-07	Marquette	0	2	12-9-00	Southern-NO	2	0	1976-77
Central (Okla.) State	1	1	1976-77	Marshall	1	1	12-31-88	Southwest Baptist	2	0	12-9-86
Central Arkansas	8	23	11-29-14	Marymount (Kan.)	1	0	1977-78	Southwestern (Tenn.)	14	13	1973-74
Central Florida	0	1	2-1-92	Massachusetts	0	1	11-16-01	Southwestern (Texas)	1	0	11-25-00
Central Methodist	1	0	11-10-06	McNeese State	1	2	12-05-06	Stephen F. Austin	4	1	1-29-90
Central Michigan	1	0	11-29-97	Memphis	0	5	12-13-13	Stetson	8	4	12-23-10
Christian Brothers	5	4	1970-71	Mercer	19	6	2-9-91	Tennessee	1	0	12-8-93
Cincinnati	0	1	12-6-12	Michigan State	0	2	11-20-11	Tennessee State	0	1	11-5-92
Clemson	0	2	12-30-86	Middle Tennessee	13	12	11-18-13	Tennessee-Martin	4	0	11-9-12
College of the Ozarks (Mo.) <sup>2</sup>	9	1	1975-75	Millsaps	2	3	1971-72	Texas Christian	0	2	1-11-92
Colorado	2	1	12-8-88	Minnesota	1	1	12-09-06	Texas Southern	2	1	12-5-88
Colorado State	2	0	11-30-02	Mississippi	0	3	11-16-12	Texas-Arlington	1	4	2-28-15
Creighton	1	3	11-22-09	Mississippi College	8	4	12-3-83	Texas-El Paso	2	2	12-22-98
Dallas Baptist	2	2	11-28-80	Mississippi State	1	3	12-11-04	UT-Pan American	16	2	1-19-99
Delaware State	1	0	1-18-80	Mississippi Valley St.	2	2	12-5-97	UT-San Antonio	11	5	2-14-91
Delta State	3	4	11-1-92	UMKC	4	1	11-22-14	Texas A&M	0	1	11-27-06
Denver	14	8	1-28-12	Missouri-St. Louis	0	1	1968-69	Texas State <sup>7</sup>	6	2	2-7-15
Dillard	3	3	1977-78	Missouri State <sup>5</sup>	0	7	12-4-14	Texas Tech	0	3	11-14-06
East Texas Baptist	5	6	1974-75	Morgan State	1	0	12-18-01	Troy	9	6	2-21-15
Eastern Illinois	1	1	1976-77	Morris Brown	2	0	12-16-00	Truman State	1	0	12-19-96
Eastern Michigan	0	1	11-18-11	Murray State	0	1	11-27-98	Tulsa	3	5	12-7-14
Evangel	7	1	1974-75	Navy	1	0	11-22-05	Utah State	0	1	12-29-05
Evansville	0	1	12-15-84	Nebraska	0	1	3-26-87	Valparaiso	1	1	1-24-80
Faulkner	1	0	11-30-96	Nebraska-Omaha	2	2	1976-77	Vanderbilt	0	1	3-13-96
Florida	0	1	11-16-13	Nevada-Las Vegas	0	1	3-15-90	Virginia Tech	0	1	1977-78
Florida Atlantic	5	4	2-23-13	New Mexico State	4	2	2-24-05	Washington State	0	1	11-18-79
Florida International	17	10	3-9-13	New Orleans	15	21	2-27-10	West Alabama	2	0	11-25-95
Florida Southern	0	1	12-6-80	Nicholls State	5	8	2-14-84	Western Carolina	1	0	11-28-98
Florida State	0	1	11-22-92	North Carolina A&T	2	1	2-19-80	Western Illinois	2	1	12-29-81
Freed Hardeman	2	0	1975-76	North Carolina-Asheville	0	1	3-15-11	Western Kentucky	13	35	2-8-14
George Mason	1	0	12-13-85	North Carolina State	0	1	3-16-86	Whitworth	2	0	1982-83
Georgia	0	1	12-21-99	N.C.-Wilmington	0	2	2-26-79	William Carey	5	2	12-22-95
Georgia Southern	12	16	2-14-15	North Florida	0	1	11-11-13	William Jewell	0	1	1971-72
Georgia State	17	4	2-26-15	North Texas	18	9	1-26-13	Williams Baptist	1	0	1-26-04
Georgia Tech	0	1	11-26-04	Northeastern (Mass.)	0	1	12-7-84	Wisc.-Milwaukee	2	2	11-19-12
Gonzaga	0	1	11-28-97	NE (Okla.) St.	2	2	1975-76	Wisc.-Green Bay	0	1	12-21-14
Grambling	17	7	12-30-13	Northern Colorado	1	2	2-17-79	Wright State	0	2	12-22-09
Hampton	1	0	11-17-97	Northern Illinois	1	1	12-14-08	Xavier (Ohio)	0	3	2-28-90
Hardin-Simmons	20	2	3-6-90	Northwestern	1	0	11-18-00				
Harding	13	10	1-2-05	Northwestern State	9	4	11-30-11				
Hawaii	0	1	11-22-02	Notre Dame	1	0	3-14-86				
Hawaii-Pacific	2	0	11-30-86	Oklahoma	0	6	11-29-13				
Henderson State	5	9	1974-75	Oklahoma Christian	0	2	1977-78				
Hendrix	11	12	12-9-82	Oklahoma City	3	1	12-28-83				
High Point	1	0	12-18-98	Oklahoma State	0	4	11-23-04				
Houston	1	0	11-30-88	Quachita Baptist	0	8	1967-68				
Houston Baptist	12	10	2-11-89	Oral Roberts	3	2	12-12-11				

1 - formerly Fort Smith Junior College  
 2 - formerly the School of the Ozarks  
 3 - formerly Northeast Louisiana  
 4 - formerly Arkansas College  
 5 - formerly Southwest Missouri State  
 6 - formerly the College of the Ozarks  
 7 - formerly Southwest Texas State



**vs. APPALACHIAN STATE**  
Series: Little Rock leads 3-1  
Streak: Little Rock won 3

Nov. 18, 2005	at Appalachian State	L	65-75
Dec. 20, 2005	Appalachian State	W	78-63
Jan. 10, 2015	Appalachian State *	W	64-46
Feb. 12, 2015	at Appalachian State *	W	79-74

\* Sun Belt Conference game



**vs. ARKANSAS STATE**  
Series: Arkansas State leads 49-32  
Streak: Little Rock won 2

1927-28	Arkansas State	L	22-36
1931-32	Arkansas State	L	33-54
1931-32	Arkansas State	L	27-52
1932-33	Arkansas State	L	34-63
1932-33	Arkansas State	L	34-54
1933-34	Arkansas State	L	31-61
1933-34	Arkansas State	L	22-33
1934-35	Arkansas State	L	29-34
1934-35	Arkansas State	L	33-40
1935-36	Arkansas State	L	21-42
1935-36	Arkansas State	L	18-60
1936-37	Arkansas State	L	13-41
1936-37	Arkansas State	L	16-27
Nov. 27, 1978	at Arkansas State	L	52-72
Jan. 15, 1979	Arkansas State	L	87-89 (ot)
Nov. 13, 1979	Arkansas State	L	87-89 (ot)
Jan. 10, 1980	at Arkansas State	L	76-78
Dec. 1, 1980	Arkansas State	W	59-55 (ot)
Jan. 12, 1981	at Arkansas State	L	64-68
Dec. 6, 1982	at Arkansas State	L	54-55 (ot)
Jan. 13, 1983	Arkansas State	W	61-58
Dec. 10, 1983	Arkansas State	W	55-49
Dec. 17, 1983	at Arkansas State	L	54-71
Feb. 11, 1985	at Arkansas State	L	54-67
Dec. 29, 1987	Arkansas State	W	59-55
Nov. 26, 1990	Arkansas State	W	59-56
Dec. 29, 1990	at Arkansas State	L	73-60
Nov. 30, 1991	at Arkansas State	L	60-65
Dec. 21, 1991	Arkansas State	L	79-82
March 6, 1992	vs. Arkansas State ^	W	46-45
Jan. 2, 1993	Arkansas State *	W	76-64
Feb. 6, 1993	at Arkansas State *	L	53-82
March 6, 1993	vs. Arkansas State ^	L	60-74
Jan. 29, 1994	at Arkansas State	L	54-66
Feb. 12, 1994	Arkansas State	L	63-64
Jan. 28, 1995	Arkansas State *	W	66-64
Feb. 11, 1995	at Arkansas State *	W	88-56
Dec. 30, 1995	Arkansas State *	W	95-68
Feb. 3, 1996	at Arkansas State *	W	84-63
Feb. 1, 1997	Arkansas State *	W	70-66
Feb. 15, 1997	at Arkansas State *	W	87-81
Jan. 10, 1998	Arkansas State *	L	75-61
Feb. 14, 1998	at Arkansas State *	L	76-65
Jan. 16, 1999	at Arkansas State *	L	64-84
Feb. 13, 1999	Arkansas State *	L	55-74
Feb. 5, 2000	Arkansas State *	L	69-85
Feb. 19, 2000	at Arkansas State *	L	85-93
Jan. 18, 2001	Arkansas State *	W	53-50
Feb. 24, 2001	at Arkansas State *	W	94-85
Jan. 10, 2002	at Arkansas State *	W	78-58
Feb. 2, 2002	Arkansas State *	W	65-63
Jan. 25, 2003	Arkansas State *	W	77-70
Feb. 3, 2003	at Arkansas State *	L	86-76
Jan. 10, 2004	Arkansas State *	W	75-65
Jan. 31, 2004	at Arkansas State *	L	56-57
March 6, 2004	Arkansas State ^	W	83-78 (ot)
Jan. 27, 2005	Arkansas State *	L	78-64
Feb. 10, 2005	at Arkansas State *	W	73-67
Jan. 9, 2006	Arkansas State *	L	70-74
Jan. 28, 2006	at Arkansas State *	L	66-78
Jan. 11, 2007	at Arkansas State *	L	51-77
Feb. 24, 2007	Arkansas State *	L	55-61
Jan. 5, 2008	at Arkansas State *	L	62-77
Feb. 21, 2008	Arkansas State *	W	82-52
Dec. 20, 2008	Arkansas State *	W	65-59
Feb. 12, 2009	at Arkansas State *	W	58-57
Dec. 20, 2009	at Arkansas State *	L	61-69
Feb. 4, 2010	Arkansas State *	W	79-77
March 6, 2010	vs. Arkansas State ^	L	82-89 (ot)
Jan. 29, 2011	Arkansas State *	L	64-75
Feb. 26, 2011	at Arkansas State *	L	63-71
March 6, 2011	vs. Arkansas State ^	W	59-52
Jan. 14, 2012	at Arkansas State *	W	63-62
Feb. 25, 2012	Arkansas State *	W	62-60
Feb. 14, 2013	at Arkansas State *	L	62-86
March 2, 2013	Arkansas State *	W	78-71
Jan. 25, 2014	at Arkansas State *	L	49-77
March 1, 2014	Arkansas State *	W	74-67
March 14, 2014	vs. Arkansas State ^	L	114-116 (4ot)

Jan. 29, 2015	at Arkansas State	W	75-65
Feb. 19, 2015	Arkansas State	W	70-57

\* Sun Belt Conference game // ^ Sun Belt Tournament



**vs. CENTENARY**  
Series: Little Rock leads 24-12  
Streak: Little Rock won 1

1964-65	Centenary	L	48-74
Feb. 25, 1981	at Centenary *	W	92-90 (2ot)
Dec. 14, 1981	Centenary *	W	78-70
Jan. 21, 1982	at Centenary *	W	87-82
March 5, 1982	vs. Centenary ^	L	100-106
Jan. 20, 1983	Centenary *	W	89-77
Feb. 19, 1983	at Centenary *	W	68-67
March 8, 1983	Centenary ^	W	88-83
Jan. 26, 1984	Centenary *	L	74-75
Feb. 23, 1984	at Centenary *	L	71-82
March 3, 1984	vs. Centenary ^	W	73-72 (ot)
Jan. 19, 1985	Centenary *	W	75-56
Feb. 16, 1985	at Centenary *	W	73-61
Jan. 21, 1986	Centenary *	W	98-70
Feb. 1, 1986	at Centenary *	W	70-66
March 8, 1986	Centenary ^	W	85-63
Dec. 20, 1986	Centenary *	W	71-67
Jan. 31, 1987	Centenary *	W	89-81 (2ot)
Jan. 4, 1988	Centenary *	W	71-61
Feb. 6, 1988	at Centenary *	W	91-90
March 10, 1988	vs. Centenary ^	W	99-71
Jan. 14, 1989	Centenary *	W	113-83
Feb. 9, 1989	at Centenary *	L	113-114 (ot)
March 9, 1989	Centenary ^	W	100-72
Jan. 13, 1990	at Centenary *	L	111-113
Feb. 8, 1990	Centenary *	L	72-83
March 8, 1990	Centenary ^	W	105-95
Jan. 19, 1991	at Centenary *	L	75-77
Feb. 16, 1991	Centenary *	L	83-90
March 6, 1991	vs. Centenary ^	W	80-73
Jan. 26, 1994	at Centenary *	W	86-77
Dec. 10, 1994	Centenary	W	101-69
Dec. 8, 1999	Centenary	L	49-63
Feb. 5, 2000	at Centenary	L	64-66
Nov. 30, 2006	at Centenary	L	59-69
Nov. 20, 2007	Centenary	W	72-64

^ TAAC Tournament  
\* Trans America Athletic Conference



1930-31	Central Arkansas	L	20-44
1933-34	Central Arkansas	L	17-67
1933-34	Central Arkansas	L	29-36
1934-35	Central Arkansas	L	26-52
1937-38	Central Arkansas	L	19-23
1937-38	Central Arkansas	L	21-36
1938-39	Central Arkansas	L	31-63
1938-39	Central Arkansas	L	42-73
1945-46	Central Arkansas	L	43-68
1948-49	Central Arkansas	L	40-59
1948-49	Central Arkansas	L	27-53
1949-50	Central Arkansas	L	25-53
1949-50	Central Arkansas	L	42-59
1952-53	Central Arkansas	L	48-76
1952-53	Central Arkansas	L	95-113
1955-56	Central Arkansas	W	84-70
1964-65	Central Arkansas	L	76-93
1965-66	Central Arkansas	L	67-81
1966-67	Central Arkansas	W	71-68
1967-68	Central Arkansas	L	81-95
1968-69	Central Arkansas	L	73-83
1968-69	Central Arkansas	L	71-73
1969-70	Central Arkansas	L	73-84
1969-70	Central Arkansas	L	77-85
1973-74	Central Arkansas	L	86-93
Dec. 12, 1981	Central Arkansas	W	88-78 (ot)
Dec. 13, 1982	Central Arkansas	W	74-72 (ot)
Nov. 21, 2000	Central Arkansas	W	75-47
Dec. 3, 2001	Central Arkansas	W	92-57

**vs. CENTRAL BAPTIST**  
Series: First Meeting  
Streak: First Meeting

**vs. Central Arkansas**  
Series: UCA leads 23-8  
Streak: Little Rock won 6

Nov. 27, 2002	Central Arkansas	W	82-60
Nov. 29, 2014	Central Arkansas	W	85-71

u NAIA District 17 Playoffs



**vs. DEPAUL**  
Series: First Meeting  
Streak: First Meeting



**vs. EAST CAROLINA**  
Series: First Meeting  
Streak: First Meeting



**vs. GEORGIA STATE**  
Series: Little Rock leads 17-4  
Streak: Little Rock won 1

Dec. 8, 1984	vs. Georgia State (1)	W	76-68
Jan. 3, 1985	Georgia State	W	89-79
Jan. 31, 1985	at Georgia State *	W	68-64
Jan. 23, 1986	at Georgia State *	W	82-78
Feb. 24, 1986	Georgia State *	W	86-65
March 2, 1986	Georgia State ^	W	115-82
Jan. 19, 1987	Georgia State	W	89-86 (ot)
Feb. 14, 1987	at Georgia State	W	57-54
Jan. 21, 1988	Georgia State	W	92-86
Feb. 25, 1988	at Georgia State	W	71-62
Jan. 26, 1989	at Georgia State	W	102-91
Feb. 25, 1989	Georgia State	W	107-79
Jan. 20, 1990	Georgia State *	W	110-87
Feb. 15, 1990	at Georgia State *	W	71-62
Jan. 10, 1991	Georgia State *	W	75-67
Feb. 7, 1991	at Georgia State *	W	81-66
March 7, 1991	vs. Georgia State ^	L	60-80
Jan. 18, 2014	at Georgia State *	L	73-99
Feb. 6, 2014	Georgia State *	L	57-68
Jan. 3, 2015	at Georgia State *	L	69-82
Feb. 26, 2015	Georgia State *	W	92-83

(1) Champion Holiday Classic (Missoula, Montana)  
^ TAAC Tournament  
\* Trans America Athletic Conference/Sun Belt Conference game



**vs. GEORGIA SOUTHERN**  
Series: Georgia Southern leads 16-12  
Streak: Georgia Southern won 2

Feb. 12, 1981	at Georgia Southern *	L	74-91
Feb. 19, 1981	Georgia Southern *	W	60-59
Jan. 9, 1982	at Georgia Southern *	L	51-53
March 1, 1982	Georgia Southern *	W	83-67
Jan. 8, 1983	Georgia Southern *	W	80-75
Jan. 18, 1983	at Georgia Southern *	L	70-75
March 9, 1983	Georgia Southern ^	L	67-68
Jan. 12, 1984	Georgia Southern *	W	79-66
Feb. 9, 1984	at Georgia Southern *	L	77-80
Jan. 24, 1985	Georgia Southern *	L	64-68
Feb. 21, 1985	at Georgia Southern *	L	64-67
March 7, 1985	at Georgia Southern ^	W	67-65
Jan. 16, 1986	Georgia Southern *	W	74-71
Feb. 13, 1986	at Georgia Southern *	W	83-74
Jan. 22, 1987	Georgia Southern *	W	85-71
Feb. 21, 1987	at Georgia Southern *	L	66-69 (3ot)
March 6, 1987	Georgia Southern ^	L	62-70
Jan. 28, 1988	at Georgia Southern *	L	48-57
March 3, 1988	Georgia Southern *	L	58-75
Dec. 19, 1988	Georgia Southern *	W	94-74
March 4, 1989	at Georgia Southern *	W	80-63
Jan. 4, 1990	Georgia Southern *	W	70-66
Feb. 3, 1990	at Georgia Southern *	L	72-97
Jan. 31, 1991	Georgia Southern *	L	75-82
Feb. 28, 1991	at Georgia Southern *	L	88-91 (ot)
March 2, 1991	vs. Georgia Southern ^	W	70-65
Jan. 31, 2015	at Georgia Southern *	L	61-76
Feb. 14, 2015	Georgia Southern *	L	70-72 (ot)

\* Trans America Athletic Conference/Sun Belt Conference game  
^ TAAC Tournament



**vs. IDAHO**

Series: Idaho leads 1-0  
Streak: Idaho won 1

Dec. 4, 1992 vs. Idaho L 54-64

^ Southwest Missouri State Tournament



**vs. LOUISIANA**

Series: UL leads 25-18  
Streak: Louisiana won 3

Jan. 4, 1978 at SW Louisiana L 85-124  
Feb. 15, 1992 SW Louisiana \* L 75-85  
March 7, 1992 vs. SW Louisiana ^ L 61-64  
Jan. 16, 1993 SW Louisiana \* W 73-71  
Jan. 25, 1993 at SW Louisiana \* L 74-88  
Jan. 13, 1994 SW Louisiana \* L 75-86  
Feb. 2, 1994 at SW Louisiana \* L 67-81  
Feb. 2, 1995 at SW Louisiana \* W 62-56  
Feb. 18, 1995 SW Louisiana \* W 77-60  
Feb. 15, 1996 at SW Louisiana \* L 78-79  
Feb. 20, 1996 SW Louisiana \* W 87-67  
Jan. 16, 1997 at SW Louisiana \* L 84-87  
Jan. 25, 1997 SW Louisiana \* W 79-64  
Dec. 27, 1997 at SW Louisiana \* L 83-70  
Feb. 21, 1998 SW Louisiana \* L 55-54  
Jan. 7, 1999 SW Louisiana \* W 83-78  
Jan. 25, 1999 at SW Louisiana \* L 57-79  
Jan. 22, 2000 at Louisiana-Lafayette \* L 75-89  
Feb. 10, 2000 Louisiana-Lafayette \* L 62-88  
Feb. 10, 2001 Louisiana-Lafayette \* W 87-68  
Feb. 16, 2002 at Louisiana-Lafayette \* L 61-58  
March 4, 2002 Louisiana Lafayette ^ L 67-53  
Feb. 22, 2003 Louisiana-Lafayette \* L 85-81  
Feb. 28, 2004 at Louisiana-Lafayette \* L 70-66  
Feb. 26, 2005 Louisiana-Lafayette \* W 64-63  
Feb. 25, 2006 Louisiana-Lafayette \* L 59-69  
Dec. 28, 2006 at Louisiana-Lafayette \* W 59-55  
Jan. 10, 2008 Louisiana-Lafayette \* W 74-63  
Feb. 23, 2008 at Louisiana-Lafayette \* W 61-58  
Jan. 15, 2009 at Louisiana-Lafayette \* W 79-71 (ot)  
Feb. 28, 2009 Louisiana-Lafayette \* W 67-60  
Jan. 16, 2010 Louisiana-Lafayette \* W 76-69  
Feb. 6, 2010 at Louisiana-Lafayette \* L 51-77  
Jan. 15, 2011 Louisiana-Lafayette \* W 73-68  
Feb. 5, 2011 at Louisiana-Lafayette \* L 66-67  
Jan. 19, 2012 Louisiana-Lafayette \* L 49-68  
Feb. 9, 2012 at Louisiana-Lafayette \* W 72-70 (ot)  
Dec. 29, 2012 at Louisiana \* L 70-79  
Feb. 28, 2013 Louisiana \* W 77-68  
Jan. 30, 2014 Louisiana \* W 80-69  
Feb. 13, 2014 at Louisiana \* L 87-93 (2ot)  
Dec. 30, 2014 Louisiana \* L 79-83 (ot)  
March 5, 2015 at Louisiana \* L 69-75

^ Sun Belt Tournament // \* Sun Belt Conference game



**vs. ULM**

Series: Little Rock leads 14-12  
Streak: ULM won 4

1954-55 Northeast Louisiana L 81-83  
Jan. 29, 1979 at Northeast Louisiana L 83-92  
Jan. 8, 1980 Northeast Louisiana W 72-65  
Jan. 22, 1981 Northeast Louisiana \* L 53-63  
Dec. 18, 1981 Northeast Louisiana \* W 63-62  
Feb. 11, 1982 at Northeast Louisiana \* W 60-59  
Dec. 13, 2003 at Louisiana-Monroe L 73-69  
Dec. 30, 2003 Louisiana-Monroe W 82-56  
Dec. 21, 2006 at Louisiana-Monroe \* L 68-76 (ot)  
Feb. 3, 2007 Louisiana-Monroe \* L 57-58  
Jan. 17, 2008 Louisiana-Monroe \* W 59-57  
March 1, 2008 at Louisiana-Monroe \* W 59-55  
Dec. 31, 2008 Louisiana-Monroe \* W 95-87 (ot)  
Feb. 14, 2009 at Louisiana-Monroe \* W 70-61  
Jan. 2, 2010 at Louisiana-Monroe \* L 64-68  
Feb. 11, 2010 Louisiana-Monroe \* L 64-67  
Jan. 13, 2011 Louisiana-Monroe \* W 81-50  
Feb. 12, 2011 at Louisiana-Monroe \* W 61-53  
Jan. 12, 2012 at Louisiana-Monroe \* W 72-51  
Feb. 4, 2012 Louisiana-Monroe \* W 70-66  
Dec. 1, 2012 ULM \* W 83-58  
Feb. 7, 2013 at ULM \* W 70-60  
Feb. 15, 2014 at ULM \* L 49-65  
March 8, 2014 ULM \* L 65-66  
Jan. 17, 2015 at ULM \* L 52-64  
Feb. 5, 2015 ULM \* L 61-77

\* Trans America Athletic Conference/Sun Belt Conference game



**vs. NORTHERN ARIZONA**

Series: First Meeting  
Streak: First Meeting



**vs. SAN DIEGO STATE**

Series: First Meeting  
Streak: First Meeting



**vs. SOUTH ALABAMA**

Series: USA leads 28-16  
Streak: USA won 3

Jan. 16, 1992 South Alabama W 85-74  
Feb. 9, 1992 at South Alabama W 79-72  
Nov. 19, 1992 South Alabama \* L 62-86  
Feb. 13, 1993 South Alabama \* W 85-79  
Dec. 4, 1993 South Alabama L 66-69  
Feb. 21, 1994 at South Alabama L 67-75  
Jan. 22, 1995 at South Alabama \* L 80-84  
Jan. 30, 1995 South Alabama \* W 102-94  
Jan. 31, 1996 South Alabama \* W 72-60  
Feb. 22, 1996 at South Alabama \* W 61-49  
Jan. 2, 1997 at South Alabama \* L 56-64  
Jan. 23, 1997 South Alabama \* W 48-47  
March 2, 1997 South Alabama ^ L 52-71  
Jan. 8, 1998 at South Alabama \* L 68-49  
Feb. 23, 1998 South Alabama \* L 61-43  
March 1, 1998 South Alabama ^ L 48-79  
Jan. 31, 1999 South Alabama \* W 66-53  
Feb. 6, 1999 at South Alabama \* L 43-44  
Jan. 5, 2000 at South Alabama \* L 64-76  
Jan. 28, 2000 South Alabama \* L 55-69  
March 4, 2000 South Alabama ^ L 58-74  
Feb. 14, 2001 South Alabama \* L 84-81  
March 3, 2001 South Alabama ^ L 85-62  
Jan. 19, 2002 South Alabama \* W 72-65  
Jan. 30, 2003 at South Alabama \* L 65-59 (ot)  
Feb. 5, 2004 South Alabama \* W 86-53  
Feb. 3, 2005 at South Alabama \* W 58-54  
Feb. 2, 2006 South Alabama \* L 58-65  
March 5, 2006 vs. South Alabama ^ L 53-78  
Jan. 13, 2007 at South Alabama \* L 54-68  
Jan. 19, 2008 South Alabama \* L 65-72  
Jan. 22, 2009 at South Alabama \* W 61-59  
March 9, 2009 vs. South Alabama ^ L 44-54  
Dec. 16, 2009 at South Alabama \* L 71-74  
Feb. 24, 2011 at South Alabama \* L 79-92  
March 5, 2011 vs. South Alabama ^ W 82-68  
Jan. 26, 2012 South Alabama \* W 75-50  
Dec. 22, 2012 at South Alabama \* L 62-77  
Feb. 2, 2013 South Alabama \* L 66-70  
Jan. 9, 2014 South Alabama \* W 65-60  
Feb. 1, 2014 at South Alabama \* W 62-58  
Jan. 5, 2015 South Alabama \* L 69-72  
Jan. 19, 2015 at South Alabama \* L 64-66  
March 12, 2015 vs. South Alabama ^ L 55-57

\* Sun Belt Conference game // ^ Sun Belt Tournament



**vs. UT ARLINGTON**

Series: UT Arlington leads 4-1  
Streak: UT Arlington won 3

Nov. 18, 2007 UT Arlington L 58-68  
Jan. 4, 2014 at UT Arlington W 72-70  
Feb. 22, 2014 UT Arlington L 71-75  
Jan. 24, 2015 UT Arlington L 68-75  
Feb. 28, 2015 at UT Arlington L 73-82

\* Sun Belt Conference game



**vs. TEXAS TECH**

Series: Texas Tech leads 3-0  
Streak: Texas Tech won 3

Dec. 2, 1995 Texas Tech L 62-71  
Dec. 2, 1996 at Texas Tech L 83-94  
Nov. 14, 2006 at Texas Tech L 59-93



**vs. TEXAS STATE**

Series: Little Rock leads 6-2  
Streak: Little Rock won 1

Dec. 21, 1994 at Southwest Texas State L 65-66  
Dec. 13, 1995 Southwest Texas State W 72-63  
Nov. 26, 2005 Texas State W 73-54  
Nov. 22, 2006 at Texas State W 83-77  
Jan. 2, 2014 at Texas State \* W 63-59  
Jan. 23, 2014 Texas State \* W 69-64  
Jan. 8, 2015 at Texas State \* L 74-77 (2ot)  
Feb. 7, 2015 Texas State \* W 69-61

\* Sun Belt Conference game



**vs. TROY**

Series: Little Rock leads 9-6  
Streak: Little Rock won 3

1962-63 Troy State L 49-76  
Feb. 4, 2006 at Troy \* W 73-66  
Dec. 31, 2006 at Troy \* L 70-82  
Feb. 10, 2007 Troy \* W 79-71  
Jan. 24, 2008 at Troy \* W 63-61  
Jan. 24, 2009 Troy \* L 58-63  
Feb. 25, 2010 Troy \* L 73-76  
Jan. 8, 2011 Troy \* W 76-73  
Feb. 18, 2012 at Troy \* W 74-62 (ot)  
Nov. 29, 2012 Troy \* W 58-56  
Jan. 5, 2013 at Troy \* L 64-67  
Jan. 11, 2014 Troy \* L 62-75  
Feb. 27, 2014 at Troy \* W 62-55  
Jan. 22, 2015 Troy \* W 73-65  
Feb. 21, 2015 at Troy \* W 63-58

\* Sun Belt Conference game



**vs. TULSA**

Series: Tulsa leads 5-3  
Streak: Tulsa won 2

Nov. 18, 2006 at Tulsa L 60-66  
Dec. 1, 2007 Tulsa W 62-51  
Nov. 17, 2009 at Tulsa L 45-59  
Dec. 5, 2010 Tulsa W 69-67  
Nov. 11, 2011 at Tulsa L 49-65  
Dec. 15, 2012 Tulsa W 72-65  
Dec. 10, 2013 at Tulsa L 64-78  
Dec. 7, 2014 Tulsa L 73-78



**0 • Roger Woods**  
Sr., F // 6-5, 230  
Jackson, Miss.



**1 • Jalen Jackson**  
Jr., G/F // 6-6, 195  
West Memphis, Ark.



**2 • Daniel Green**  
Sr., F // 6-10, 240  
Colleyville, Texas



**3 • Josh Hagins**  
Sr., G // 6-1, 180  
Bossier City, La.



**5 • Oliver Black**  
So., F // 6-9, 225  
Jackson, Miss.



**10 • Maurius Hill**  
Jr., F // 6-5, 220  
Homewood, Ill.



**11 • Jermaine Ruttley**  
Sr., G // 6-3, 200  
Radcliff, Ky.



**12 • Lis Shoshi**  
Jr., F // 6-11, 210  
Peje, Kosovo



**13 • Marcus Johnson Jr.**  
Jr., G // 5-11, 175  
Charlotte, N.C.



**14 • Mareik Isom**  
Jr., F // 6-9, 215  
Austin, Texas



**15 • Stetson Billings**  
Jr., F // 6-5, 195  
Strong, Ark.



**20 • Ben Marcus**  
So., G/F // 6-5, 200  
Pine Bluff, Ark.



**21 • Dayshawn Watkins**  
Jr., G // 6-0, 180  
North Little Rock, Ark.



**22 • Thomas Brandsma**  
Jr., F // 6-5, 210  
Colleyville, Texas



**23 • Kemy Osse**  
Jr., G // 6-1, 208  
Montreal, Quebec



**24 • Evan Moorman**  
Jr., G // 6-1, 200  
Memphis, Tenn.



**30 • Deondre Burns**  
Fr., G // 6-2, 175  
Yazoo City, Miss.



**HYPER  
DUNK**  
QUICK.  
CREATIVE.  
VERSATILE.