



UNIVERSITY AT ALBANY

2018 FOOTBALL

CONTACT: Pete Iorizzo • Assistant AD for Media Relations • O: (518) 442-3359 • C: (518) 396-8598 • Email: piorizzo@albany.edu





2018 SCHEDULE			
SEPTEMBER			
1	at Pittsburgh	L, 33-7	34,486
8	at Rhode Island*	L, 45-26	6,520
15	MORGAN STATE	W, 30-27	6,503
22	ST. FRANCIS (Pa.)	W, 35-28	3,840
OCTOBER			
6	at William & Mary*	L, 25-22	7,530
13	RICHMOND*	L, 27-24	4,059
20	No. 13 TOWSON*	L, 56-28	7,029
27	at No. 24 Maine*	L, 28-9	9,248
NOVEMBER			
3	No. 13 DELAWARE*	3:30 p.m.	
10	at New Hampshire*	1 p.m.	
17	STONY BROOK*	3:30 p.m.	

*CAA Game

PROGRAM HISTORY	
First Season of Football.....	1970 (club)
First Season of Varsity Football.....	1973 (Div. III)
First Season at Division II.....	1995
First Season at Division I FCS.....	1999
All-Time Varsity.....	279-200 (.588 - 45th season)
NEC Record.....	78-24 (.765 - 14 seasons)
CAA Record.....	11-35 (.268 - 6th season)
NEC Championships.....	6 (2002-03, 2007-08, 2011-12)
FCS Playoff Appearances.....	1 (2011)
All-Time Home Record.....	141-83 (.632)
All-Time Road Record.....	132-115 (.543)

UALBANY QUICK FACTS	
Location.....	Albany, N.Y.
Enrollment.....	17,000
Nickname.....	Great Danes
Website.....	UAlbanySports.com
Twitter.....	@UAlbanySports
Facebook.....	www.facebook.com/ualbany sports
Stadium.....	Tom & Mary Casey Stadium
Stadium Capacity.....	8,500
Stadium Surface.....	Synthetic turf
President.....	Dr. Havidan Rodriguez
Athletic Director.....	Mark Benson
Head Coach.....	Greg Gattuso
Football Contact.....	Pete Iorizzo
Football Contact Office Phone.....	(518) 442-3359
Football Contact Office Email.....	piorizzo@albany.edu
Offensive Starters Returning/Lost.....	8/5
Defensive Starters Returning/Lost.....	6/5

NO. 13 DELAWARE AT UALBANY		
	<p>Date: Saturday, Nov. 3, 2018 Location: Albany, N.Y. Stadium: Tom & Mary Casey Stadium Kickoff: 3:30 p.m. Series: 5-2 Delaware</p>	
<p>Record: 2-6, 0-5 CAA Head Coach: Greg Gattuso Alma Mater: Penn State '83 Overall Record: 120-62 (17th season) Record at UAlbany: 23-30 (5th season)</p>	<p>Record: 6-2, 4-1 CAA Head Coach: Danny Rocco Alma Mater: Wake Forest '84 Overall Record: 103-48 (13th season) Record at Delaware: 13-6 (2nd season)</p>	

FOLLOW THE GAME	
Live stream: UAlbanySports.com	Twitter: @UAlbanyFootball , @UAlbanySports
Play-by-play: Rodger Wyland	
Radi simulcast: 104.5 FM (WTMM)	

TODAY'S MATCHUP

- UAlbany**
- Will be facing a STATS Top 25 team for the third consecutive week. In fact, four of the Great Danes' final five games are against teams currently ranked in the Top 25. UAlbany is coming off games against No. 13 Towson and No. 24 Maine, and No. 16 Stony Brook visits Casey Stadium in the regular-season finale.
 - Had one of the biggest wins in program history against Delaware on Sept. 16, 2006. The Great Danes defeated the No. 11-ranked Blue Hens, 17-10, on the road. UAlbany cornerback Rashad Barksdale intercepted Joe Flacco, now the quarterback for the Baltimore Ravens, twice in the game. UAlbany also defeated Delaware, 17-6, in 2015.
 - Is holding its annual "Military Appreciation Game." Great Danes student-athletes will be wearing the names of active and retired military members on decals on the backs of their helmets. This marks the sixth straight season UAlbany has held a military appreciation game, and the program makes annual visits to Albany Stratton VA Hospital to visit with veterans.
- Delaware**
- Has won four straight games, including a 40-36 victory over No. 10 Towson this past Saturday. That marked the Blue Hens' second Top 10 win of the season; they also had defeated No. 6 Elon, 28-16, on Oct. 13.
 - Is led by redshirt junior quarterback Pat Kehoe, this past week's CAA Offensive Player of the Week. Kehoe threw for 305 yards and four touchdowns in the win over Towson.

NOTES

ABOUT UALBANY ATHLETICS

UAlbany is a member of the America East Conference in 16 of 18 varsity sports, while women's golf is an associate member of the Metro Atlantic Athletic Conference (MAAC) and football, a Division I Football Championship Subdivision program, is an associate member of the Colonial Athletic Association (CAA). UAlbany has earned the Stuart P. Haskell Jr. Commissioner's Cup, which honors the America East's top performing athletics department, for six consecutive years and seven times overall.

UAlbany has won 107 conference championships and has made 52 NCAA Tournament appearances since moving to Division I in 1999. Proving to be a perennial power, the Great Danes have won seven or more conference titles in each of the past eight years. UAlbany claimed its 100th conference title on May 14, 2017, when softball won the America East Tournament. Entering the 2018-19 school year, UAlbany has 99 America East Tournament titles, six Northeast Conference (NEC) season titles in football and two MAAC titles in women's golf.

In 2017-2018, UAlbany earned seven conference championships and made four NCAA Tournament appearances. Men's lacrosse, ranked No. 1 nationally for six weeks during the regular season, reached the Final Four, and men's soccer advanced to the NCAA Tournament's second round. Softball, men's and women's outdoor track, women's indoor track and golf also won league titles. In the classroom, 11 teams carried a GPA of 3.2 or higher.

In its Division I history, UAlbany has had 18 players selected in the Major League Lacrosse Draft, nine players drafted by Major League Baseball and 14 sign NFL contracts.

UAlbany's more than 400 student-athletes strive every day to be Great Leaders, Great Champions and Great Danes.

Team notes

Schedule strength

- The Great Danes have one of the toughest schedules in the nation down the stretch. Four of their final regular-season games are against STATS Top 25 teams.
- UAlbany already has faced No. 13 Towson and No. 24 Maine. After hosting No. 13 Delaware on Saturday, the Great Danes still have a game left with No. 16 Stony Brook in the regular-season finale.
- UAlbany is 0-2 against Top 25 teams this season but was 2-3 against ranked opponents in 2017.

Sept. 23, 2017	UAlbany 19, #7 Villanova 10 (OT)
Sept. 30, 2017	#23 Elon 6, #19 UAlbany 0
Oct. 7, 2017	#14 Richmond 41, #24 UAlbany 38 (OT)
Nov. 4, 2017	#14 Stony Brook 28, UAlbany 21 (OT)
Nov. 18, 2017	UAlbany 15, #16 New Hampshire 0

Injury bug

- The Great Danes lost several starters and key players to injury before the season: **S Mason Gray** (lower body), **WR Austin Ellis** (lower body), **TE Murad Hussain** (lower body) and **S Damon Burton** (lower body) were injured during training camp.
- During the season, the Great Danes lost **LB Isaiah Watson** (lower body) and **DL Nick Griffin** (upper body) to season-ending injuries.

Series history

- This will be the eighth all-time meeting between the programs, with Delaware holding a 5-2 advantage.
- Delaware has won four of the five previous meetings while both programs have been members of the CAA.

TALE OF THE TAPE

Delaware.....	Category.....	UAlbany
30.2.....	Scoring.....	22.6
20.4.....	Scoring Defense.....	33.6
108.8.....	Rushing.....	113.6
123.2.....	Rushing Defense.....	143.1
2.9.....	Avg./Rush.....	4.0
11.....	Rush TDs.....	8
110-207-6.....	Comp.-Att.-Int.....	133-259-13
217.6.....	Passing.....	246.0
219.9.....	Passing Defense.....	255.4
17.....	Pass TDs.....	13
326.4.....	Total Offense.....	359.6
243.1.....	Total Defense.....	398.5
2,611/503.....	Tot. Off/Plays.....	2,877/489
24.3.....	Kickoff Return Avg.....	16.5
12-162.....	Interceptions.....	6-21
30:06.....	Time of Possession.....	26:56
40-101 (40%).....	3rd-Down Conv.....	29-101 (29%)
3-7 (43%).....	4th-Down Conv.....	1-3 (33%)
12-107.....	Sacks By-Yards.....	16-116
8-11.....	Field Goals - Att.....	10-11

NOTES

LAST TIME OUT

NO. 24 MAINE 28, UALBANY 9

Oct. 27, 2018

Alfond Stadium

ORONO, Maine — Freshman quarterback Jeff Undercuffler threw his first career touchdown pass and Ethan Stark kicked a 38-yard field goal in the second half, but the University at Albany football team couldn't complete a comeback in a 28-9 loss at No. 24 Maine on Saturday in a Colonial Athletic Association game.

Undercuffler's 15-yard strike to Reeves over the middle was his first career completion, and it brought the Great Danes to within 21-9 with 11:59 to play. UAlbany's two-point conversion try was stopped short.

Undercuffler was the third quarterback UAlbany used after Vincent Testaverde and Will Brunson left with injuries.

On a blustery, overcast afternoon during which snow fell in the second half, the Great Danes fell behind 21-0 at half and dropped their fourth straight game.

Maine opened the scoring just 19 seconds into the game when on its first play from scrimmage quarterback Chris Ferguson connected with Earnest Edwards on a 77-yard touchdown pass.

Ferguson extended the lead later in the first quarter with a 1-yard touchdown run.

The Black Bears added another touchdown before halftime when Jefferson Ramos got to the end zone from 6 yards out with 1:09 left before the break.

Stark's field goal with 9:16 left in the third was set up by Levi Metheny's second interception of the season. Metheny, who finished with nine tackles (four solo), picked off Ferguson's pass across the middle near midfield.

Undercuffler's touchdown pass came on the first play of the fourth quarter. But on the ensuing drive, Maine went 70 yards on eight plays, scoring on a five-yard TD pass to extend the lead to 28-9.

Previous meetings

- 2017: at Delaware — L, 22-3
- 2016: at UAlbany — L, 33-17
- 2015: at Delaware — W, 17-6
- 2014: at UAlbany — L, 31-28
- 2013: at Delaware — L, 33-30
- 2008: at Delaware — L, 38-7
- 2006: at Delaware — W, 17-10

Offense notes

Undercuffler makes his debut

- Freshman quarterback **Jeff Undercuffler** made his collegiate debut against Maine. After starter **Vincent Testaverde** and backup **Will Brunson** left the game with injuries, Undercuffler took over in the fourth quarter on a windy, snowy afternoon in Orono, Maine.
- On his first official pass attempt, Undercuffler found **Jerah Reeves** over the middle in the end zone for a 14-yard touchdown pass.
- Undercuffler finished the game 2-for-6 for 18 yards.

100-yard club

- UAlbany's wide receivers have posted a combined seven 100-yard games.
- Dev Holmes** has three, while **Jerah Reeves** and **Juwan Green** have two each.
 - at Pitt: Dev Holmes, 148 yards
 - vs. Morgan State: Dev Holmes, 238 yards
 - vs. St. Francis (Pa.): Dev Holmes 128 yards
Jerah Reeves, 104 yards
 - vs. William & Mary: Jerah Reeves, 111 yards
 - vs. Richmond: Juwan Green, 130 yards
 - vs. Towson: Juwan Green, 135 yards

Green breaks out

- Junior receiver **Juwan Green**, a transfer from Lackawanna Community College, posted 100-yard performances in back-to-back games against Richmond and Towson.
- Green had a breakout game against Richmond, catching seven passes for 130

COACHING STAFF

Head Coach	Greg Gattuso (Penn State '83)
Record at UAlbany	23-30 (5th season)
Career Record	120-62 (17th season)
Assistant Coaches	
Associate Head Coach/Def. Coordinator/Linebackers	Keith Dudzinski
Co-Def. Coordinator/Special Teams Coordinator/Cornerbacks	Joe Bernard
Offensive coordinator/Quarterbacks	Joe Davis
Run-game coordinator/Tight Ends	Nate Byham
Offensive Line	Jim Sweeney
Defensive Line	Delbert Cowsette
Safeties	Jarred Holley
Wide Receivers/Recruiting coordinator	Will Fiacchi
Outside Linebackers/Director of football operations	Bill Nesselt
Running backs	Damian Mincey
Offensive Assistant	Jordan Orlovsky
Defensive Assistant	Michael Nicastro
Head Trainer	Jay Geiger
Strength & Conditioning	Matthew Barber

2018 AWARDS

Preseason CAA All-Conference Team

Donovan McDonald, Jr., PR

CAA Rookie of the Week

Dev Holmes, Fr., WR (9/3, 9/17, 9/24)

STATS Rookie of the Week

Dev Holmes, Fr., WR (9/17)

ALL-TIME POSTSEASON APPEARANCES

UAlbany has made seven postseason appearances in program history:

- Nov. 19, 1977, NCAA DIII Quarterfinal (at Hampden-Sydney), 51-45, W
- Nov. 26, 1977, NCAA Division III Semifinal (at Widener), 33-15, L
- Nov. 23, 1985, ECAC-North DIII Championship (at Plymouth State), 33-21, W
- Nov. 23, 2002, ECAC Division I-AA Classic (vs. Duquesne), 24-0, W
- Dec. 1, 2007, Gridiron Classic (at Dayton), 42-21, L
- Dec. 6, 2008, Gridiron Classic (vs. Jacksonville), 28-0, W
- Nov. 26, 2011, NCAA DI FCS Playoffs First Round (at Stony Brook), 31-28, L

ALL-TIME LARGEST HOME CROWDS

1. Oct. 21, 2017: 8,500 vs. Maine — L (12-10)
Oct. 10, 2015: 8,500 vs. Maine -- L (39-7)
Oct. 11, 2014: 8,500 vs. Richmond -- L (41-28)
Oct. 19, 2013: 8,500 vs. Towson – L (44-17)
Sept. 14, 2013: 8,500 vs. URI – L (19-13 OT)
6. Nov. 6, 1978: 7,500 vs. Ithaca – W (9-6)
7. Sept. 20, 1975: 7,500 vs. Ithaca – L (33-0)
8. Oct. 20, 2018: 7,029 vs. Towson — L (56-28)
9. Sept. 23, 2017: 6,866 vs. Villa. — W (20-19 OT)
10. Oct. 13, 2012: 6,852 vs. SFU (Pa.) – W (36-13)
11. Aug. 30, 2014: 6,748 vs. Holy Cross - W (14-13)
12. Oct. 9, 2010: 6,624 vs. SFU (Pa.) – W (48-0)
13. Sept. 15, 2018: 6,503 vs. MSU – W (30-27)

ALL-TIME OT RESULTS

Oct. 21, 2000: Sacred Heart 35, Albany 28 (OT)
Oct. 12, 2002: Drake 49, Albany 42 (2OT)
Sept. 13, 2008: Albany 22, Hofstra 16 (OT)
Oct. 22, 2010: Central Conn. State 30, Albany 27 (OT)
Sept. 3, 2011: Colgate 37, Albany 34 (OT)
Sept. 14, 2013: Rhode Island 19, Albany 13 (OT)
Oct. 8, 2016: Richmond 36, Albany 30 (3 OT)
Sept. 23, 2017: UAlbany 19, Villanova 10 (OT)
Oct. 7, 2017: Richmond 41, UAlbany 38 (OT)
Nov. 3, 2017: Stony Brook 28, UAlbany 21 (OT)

yards and a touchdown.

- He followed that with a 135-yard outing against Towson in which he caught touchdown passes of 50 and 60 yards from **Vincent Testaverde**.
- Green became eligible after the second game of the season and made his debut against Morgan State.

Welcome Holmes

- Freshman **Dev Holmes** is the Great Danes' leading receiver this season, having caught 40 passes for 691 yards, with five touchdowns. He's averaging 86.4 yards per game, the most in the CAA.
- Against Richmond, Holmes also threw a 54-yard touchdown pass to **Juwan Green** for his first collegiate passing touchdown. On the play, Holmes took a swing pass from **Vincent Testaverde**, then threw a long ball down the right sideline to Green, who was wide open.
- Holmes has three 100-yard receiving games this season. He already has more receiving yards than any UAlbany player has had in an entire season since 2014.
- Holmes won his third CAA Rookie of the Week Award on Sept. 24 after catching seven passes for 128 yards and two touchdowns against St. Francis (Pa.). His 24-yard touchdown catch with 7:50 left in the fourth quarter was the deciding score. It marked the second straight week Holmes caught the winning TD.
- A week earlier, against Morgan State, Holmes caught eight passes for 238 yards, including an 88-yard touchdown. He fell just 13 yards shy of UAlbany's single-game receiving yardage record, set by Chris Phillis against Robert Morris on Nov. 11, 2000.
- Holmes had a spectacular debut at Pittsburgh, catching nine passes for 148 yards and a TD to earn CAA Rookie of the Week honors.
- Holmes was part of back-to-back state championship teams while playing at Troy High, located just 20 minutes from Albany.

Century mark for Reeves

- Junior wide receiver **Jerah Reeves** had the first two 100-yard performances of his career in back-to-back games against St. Francis (Pa.) and William & Mary.
- Against William & Mary, Reeves caught six passes for 111 yards, including a 40-yard reception.
- A week earlier against St. Francis (Pa.), Reeves hauled in six passes for 104 yards, including a 65-yard touchdown.
- Reeves also threw his first collegiate pass against Towson. He took a reverse from **Elijah Ibitokun-Hanks**, rolled left and then hit **Juwan Green** for a 22-yard completion to the 1-yard line that set up a Vincent Testaverde TD run.
- Reeves, from Williamsport, Pa., is the Great Danes' second-leading receiver with 32 catches for 498 yards and two touchdowns. He's averaging 62.2 yards receiving per game.

Dynamic duo

- Redshirt junior **Elijah Ibitokun-Hanks** and sophomore **Karl Mofor** give the Great Danes a formidable one-two punch in the backfield. Through the first eight games, both backs are averaging at least five yards per carry – Mofor at 6.0 and Ibitokun-Hanks at 5.0.
- Ibitokun-Hanks leads UAlbany with 614 yards, while Mofor has 390. They have three touchdowns apiece.
- Against Maine, the No. 1 rushing defense in the CAA, Mofor still managed 68 yards on 12 carries — an average of 5.7 yards per carry.
- Both Mofor and Ibitokun-Hanks nearly eclipsed 100 yards against St. Francis (Pa.). Each finished with 92. Ibitokun-Hanks scored his first TD of the season, and Mofor's total was boosted by a 74-yard run.
- While Ibitokun-Hanks was injured last season, Mofor filled in and was the Great Danes' leading rusher with 555 yards.

NCAA/CAA RAKINGS

NCAA RANKINGS/CAA RANKINGS

Offense

Scoring: 22.6 (96th/9th)
 3rd down conversion: 28.7 (110/11)
 4th down conversion: 33.0 (98/12)
 Completion percentage: 51.4 (98/11)
 First downs: 138 (87/8)
 Fumbles lost: 4 (26/4)
 Interceptions: 13 (119/12)
 Passing: 246.0 (43/3)
 Rushing: 113.6 (97/9)
 Sacks allowed: 3.25 (108/10)
 Time of possession: 26:56 (113/11)
 Total offense: 359.6 (80/7)

Defense

Scoring: 33.6 (92/11)
 3rd down conversion: 35.9 (48/6)
 4th down conversion: 75.0 (116/11)
 Defensive TDs: 0 (-/-)
 First downs: 162 (61/11)
 Fumbles recovered: 6 (47/4)
 Interceptions: 6 (70/12)
 Passing: 255.4 (99/12)
 Rushing: 143.1 (40/7)
 Sacks: 2.00 (54/7)
 Total defense: 398.5 (65/12)

Other

Fewest penalties per game: 7.88 (101/11)
 Kick returns: 16.55 (117/11)
 Kick return defense: 25.08 (113/11)
 Net punting: 31.10 (113/10)
 Punt return defense: 9.26 (66/7)
 Punt returns: 9.29 (50/4)
 Turnover margin: -0.63 (98/10)

Individual

Passing yards
 Vincent Testaverde: 1,714 (30/2)
 Passing yards per completion
 Vincent Testaverde: 14.65 (12/3)
 Passing yards per game
 Vincent Testaverde: 214.3 (35/3)
 Receiving TDs
 Dev Holmes: 5 (44/4)
 Receiving yards
 Dev Holmes: 691 (18/1)
 Receiving yards per game
 Dev Holmes: 86.4 (22/1)
 Rushing yards
 Elijah Ibitokun-Hanks: 614 (46/3)
 Total tackles per game
 Levi Metheny: 9.1 (32/3)
 Yards per reception
 Juwan Green: 20.67 (14/3)
 Dev Holmes: 17.28 (46/6)

- Ibitokun-Hanks was a STATS FCS Third-Team All-American and member of the All-CAA First Team in 2016 after rushing for 1,401 yards and 16 touchdowns. But he suffered a knee injury in the season finale.
- Ibitokun-Hanks also had led the team in rushing in 2015 as a true freshman, when he ran for 609 yards and two touchdowns.

Like father, like son

- The son of longtime NFL quarterback and Heisman Trophy winner Vinny Testaverde, redshirt senior quarterback **Vincent Testaverde** is averaging 214.2 passing yards per game, third-most in the CAA. He's thrown for 1,714 yards, second most in the league, and 11 touchdowns.
- Testaverde threw for 300 yards in back-to-back games in Weeks 3 and 4, totaling 310 against Morgan State and 331 against St. Francis (Pa.). The latter tied for the sixth-highest single-game total in program history.
- In the season-opener at Pitt, Testaverde was seeing game action for the first time since 2014, when as a true freshman at Texas Tech he came off the bench to complete 15-of-26 passes for 116 yards against Texas.
- Testaverde left Texas Tech after his freshman year to transfer to Miami (Fla.), the alma mater of his father. The younger Testaverde spent two years at Miami before transferring to UAlbany.
- This season Testaverde will wear No. 14 as a nod to his father. He had worn No. 17 when he first arrived at UAlbany as a mid-year transfer.
- Testaverde emerged as the starter toward the end of training camp after winning a three-way battle with redshirt junior Will Brunson, last year's starter, and Nyc Burns, a redshirt sophomore and junior-college transfer from Northeast Oklahoma A&M.

Getting offensive

- UAlbany has posted at least 300 yards of offense in all but one game this season, highlighted by a 503-yard performance against St. Francis (Pa.).
- The Great Danes are averaging 359.6 yards per game.
- The offense is led by first-year coordinator **Joe Davis**, who joined UAlbany from Fordham, where he had held the same position. Davis also is UAlbany's quarterbacks coach.

No. 1

- Redshirt sophomore tight end **LJ Wesneski** caught his first career touchdown pass against Morgan State, bringing in a 15-yard pass from Vincent Testaverde in the first quarter.
- Wesneski has caught five passes for 90 yards this season after stepping in for Murad Hussain, who was injured during training camp, as the starting tight end.
- The Plymouth, Pa., native had two catches for 15 yards last season as a reserve.

Defense notes

Metheny in the middle

- Redshirt sophomore linebacker **Levi Metheny**, a first-year starter, leads the Great Danes with 73 tackles (39 solo).
- Metheny also has intercepted two passes: at Maine and William & Mary.
- Metheny totaled 23 tackles last season while playing mostly special teams and serving as a reserve at linebacker. This season, he's replacing Nate Hatalsky, who had 122 tackles last season, tying for the 12th most in program history.

Sack attack

- The Great Danes have 16 sacks on the season. That total was boosted by a season-high four-sack game against William & Mary.

NOTES

THE LAST TIME...

INTERCEPTION FOR TOUCHDOWN

Albany: Rayshan Clark, 36 yards vs. Elon
Tom & Mary Casey Stadium, 10-29-16
Opp.: Donte Small of Morgan State, 45 yards
Tom & Mary Casey Stadium, 9-15-18

KICKOFF RETURN FOR TOUCHDOWN

Albany: Dione Alston, 96 yards at Richmond
Robins Stadium, 10-31-15
Opp.: Maurice Ffrench of Pittsburgh, 91 yards
Heinz Field, 9-1-18

FUMBLE RETURN FOR TOUCHDOWN

Albany: Eli Mencer, 69 yards vs. Rhode Island
Tom & Mary Casey Stadium, 10-28-17
Opp.: Hunter Hudgins of Holy Cross, 0 yards
Fitton Field, 10-3-15

PUNT RETURN FOR TOUCHDOWN

Albany: Donovan McDonald, 67 yards vs. Morgan State
Tom & Mary Casey Stadium, 9-15-18
Opp.: Ahmere Dorsey of Rhode Island, 69 yards
Meade Stadium, 9-8-18

BLOCKED PUNT - RETURN FOR TOUCHDOWN

Albany: Kyle Jordan, 19 yards vs. Colgate,
University Field, 9-1-12
Opp.: Michael Scott of Sacred Heart, 38 yards at
Campus Field, 10-21-00

100-YARD RUSHING GAME

Albany: Karl Mofor, 105 yards vs. Maine
Tom & Mary Casey Stadium, 10-21-17
Opp.: Josh Mack of Maine, 108 yards
Tom & Mary Casey Stadium, 10-21-17

200-YARD RUSHING GAME

Albany: Elijah Ibitokun-Hanks, 221 yards at William & Mary
Zable Stadium, 10-6-18
Opp.: Donald Liotine of Stony Brook, 203 yards
LaValle Stadium, 11-21-15

100-YARD RECEIVING GAME

Albany: Juwan Green, 135 yards vs. Towson
Casey Stadium, 10-20-18
Opp.: Earnest Edwards of Maine, 114 yards
Alfond Stadium, 10-27-18

200-YARD PASSING GAME

Albany: Vincent Testaverde, 210 yards vs. Towson
Casey Stadium, 10-20-18
Opp.: Chris Ferguson of Maine, 244 yards
Alfond Stadium, 10-27-18

300-YARD PASSING GAME

Albany: Vincent Testaverde, 331 yards vs. St. Francis (Pa.)
Tom & Mary Casey Stadium, 9-22-18
Opp.: Tom Flacco of Towson, 306 yards
Casey Stadium, 10-20-18

- Linebacker **Eli Mencer** leads the team with 4.0 sacks. Redshirt senior **Antoine White** has 3.5, while redshirt freshman defensive end Anthony Lang has 3.0.
- The 6-foot-1, 294-pound White transferred from Penn State prior to his redshirt junior season.
- Lang has been an impact player as part of the defensive line rotation. He also leads the team with five QB hurries and has a forced fumble.

Playmaker

- Eli Mencer** has continued his propensity for making make big plays on defense. For the season, he has 7.0 tackles for loss, 4.0 sacks and a recovered fumble.
- Mencer led UAlbany in forced fumbles with five in 2017 and was tied for second on the team with eight tackles for loss. He returned a fumble 69 yards for a TD against Rhode Island and another for 80 yards to finish off an overtime victory over Villanova.
- A standout running back in high school, Mencer changed positions before his redshirt season in 2015. He rushed 1,280 yards and 23 touchdowns as a senior.

QB/P/LB

- Neven Sussman** got his first career interception at Pittsburgh in his first career start at outside linebacker. He has 34 tackles this season (12 solo).
- Last season, Sussman served as both the backup quarterback and punter. In his first season punting, he averaged 37.3 yards per kick, with a long of 59 yards. At quarterback, he completed 12-of-26 passes for 163 yards with one interception; he also carried the ball 43 times for 132 yards.
- Sussman had started 13 career games at quarterback, including nine as a sophomore in 2016, when he threw for 1,017 yards and seven touchdowns.

Special Teams Notes

Stark on the mark

- Senior placekicker **Ethan Stark** has made 10 of his 11 field-goal attempts.
- His 51-yard field goal against Morgan State was the third longest in program history and just two yards shy of UAlbany's all-time record.
- Stark also has made 16 of his 17 extra-point tries.

On the return

- Junior wide receiver **Donovan McDonald's** 67-yard punt return for a touchdown against Morgan State was the Great Danes' first since Nov. 13, 2010, when Ryan Kirchner took one back 80 yards against Wagner.
- McDonald has returned seven punts for an average of 9.3 yards.
- McDonald was named to the CAA Preseason All-Conference Team as a punt returner.
- McDonald ranked third in the league last season with an average of 10.1 yards per punt return.
- He also led the Great Danes with 1,015 all-purpose yards and became UAlbany's second-leading receiver with 29 catches for 339 yards and three touchdowns.
- McDonald joined the Great Danes prior to the 2017 season as a transfer from Nebraska, where he was a member of both the football and track programs.
- McDonald was a walk-on when he came to the program, but he earned a full scholarship after Week 3 of the 2017 season.

Did you know?

UAlbany and the NFL

- The Great Danes have seen 14 players sign NFL contracts. This year two former UAlbany players appeared in NFL training camps: Anthony Manzo-Lewis

NOTES

RANKED OPPONENTS HISTORY

- The Great Danes have played at least one ranked opponent every season since 2002.

UALBANY VS. RANKED DIVISION I FCS TEAMS

Nov. 18, 2000	#12 Hofstra 55, UAlbany 28
Sept. 7, 2002	#1 Montana 45, UAlbany 7
NOV. 23, 2002	UALBANY 24, #21 DUQUESNE 0 (ECAC CLASSIC)
Sept. 6, 2003	#6 Northeastern 51, UAlbany 0
Oct. 2, 2004	#21 Lehigh 44, UAlbany 14
Sept. 10, 2005	#24 Hofstra 36, UAlbany 7
Sept. 17, 2005	#25 Massachusetts 40, UAlbany 0
SEPT. 16, 2006	UALBANY 17, #11 DELAWARE 10
SEPT. 23, 2006	UALBANY 19, #23 CENTRAL CONN. ST. 14
Sept. 15, 2007	#19 Hofstra 28, UAlbany 13
Sept. 22, 2007	#2 Montana 35, UAlbany 14
Dec. 1, 2007	#24 Dayton 42, UAlbany 21 (Gridiron Classic)
Aug. 30, 2008	#5 Massachusetts 28, UAlbany 16
Sept. 20, 2008	#10 New Hampshire 32, UAlbany 24
Sept. 27, 2008	#17 Delaware 38, UAlbany 7
Sept. 12, 2009	#17 Massachusetts 44, UAlbany 7
SEPT. 19, 2009	UALBANY 20, #20 MAINE 16
Sept. 11, 2010	#10 Stephen F. Austin 59, UAlbany 14
Nov. 26, 2011	#22 Stony Brook 31, UAlbany 28 (NCAA First Round)
Sept. 15, 2012	#5 Youngstown State 31, UAlbany 24
SEPT. 22, 2012	UALBANY 30, #23 MAINE 20
Oct. 5, 2013	#21 James Madison 40, UAlbany 13
Oct. 19, 2013	#7 Towson 44, UAlbany 17
Nov. 9, 2013	#8 Maine 33, UAlbany 27
Nov. 16, 2013	#23 New Hampshire 37, UAlbany 20
Oct. 11, 2014	#20 Richmond 41, UAlbany 28
Nov. 1, 2014	#2 New Hampshire 49, #23 UAlbany 24
Nov. 15, 2014	#6 Villanova 48, UAlbany 31
Sept. 19, 2015	#12 James Madison 42, UAlbany 28
Oct. 17, 2015	#25 Villanova 37, UAlbany 0
Oct. 21, 2015	#6 Richmond 38, UAlbany 31
Oct. 8, 2016	#6 Richmond 36, UAlbany 30 (3OT)
Oct. 22, 2016	#16 Villanova 24, UAlbany 13
NOV. 12, 2016	UALBANY 36, #21 STONY BROOK 25
SEPT. 23, 2017	UALBANY 19, #7 VILLANOVA 10 (OT)
Sept. 30, 2017	#23 Elon 6, #19 UAlbany 0
Oct. 7, 2017	#14 Richmond 41, #24 UAlbany 38 (OT)
Nov. 4, 2017	#14 Stony Brook 28, UAlbany 21 (OT)
NOV. 18, 2017	UALBANY 15, #16 NEW HAMPSHIRE 0
Oct. 20, 2018	#13 Towson 56, UAlbany 28
Oct. 27, 2018	#24 Maine 28, UAlbany 9

(Chargers) and Brian Parker (Broncos).

- UAlbany also has several NFL connections on its coaching staff:
 - Offensive line coach **Jim Sweeney** was second round pick in the 1984 draft. He was named to the All-NFL Rookie Team after his first season with the New York Jets; he played 11 seasons with the Jets, with 158 consecutive starts.

- Defensive line coach **Delbert Cowsette** was drafted by the Washington Redskins and played for the New York Giants, Tampa Bay Buccaneers and Chicago Bears from 2000-2006.

- Tight ends coach and run-game coordinator **Nate Byham** was a sixth-round pick in the 2010 Draft by the San Francisco 49ers. He played in 29 NFL games, playing 14 games, including three starts, with the 49ers before signing with the Tampa Bay Buccaneers for 2012 and 2013.

- Here's a look at former UAlbany players who've signed NFL contracts:

1997	Dan Gmelin (WR)	San Diego	Free agent
	Seth Thomas (TE)	Carolina	Free agent
1998	Matt Caliandro (DE)	Tennessee	Free agent
2005	Kurt Campbell (LB)	Buffalo	7th round
	Geir Gudmundsen (OL)	Buffalo	Free agent
2007	Rashad Barksdale (CB)	Philadelphia	6th round
	Andre Coleman (DE)	San Diego	Free agent
	Jacob Hobbs (OL)	Philadelphia	Free agent
2013	Jon Morgan (LB)	Detroit	Free agent
	Drew Smith (RB)	Buffalo	Free agent
2014	Kadeem Williams (OL)	Arizona	Free agent
2015	Brian Parker (TE)	San Diego	Free agent
2016	Abner Logan (LB)	Buffalo	Free agent
2017	Anthony Manzo-Lewis (TE)	Los Angeles	Free agent

Stire goes from the court to the gridiron

- Graduate student **Greig Stire** has joined the football program as a tight end after having played four seasons with the UAlbany men's basketball team.
- Stire was a two-year starter at power forward. He led the team with 6.0 rebounds per game as a senior and also averaged 7.1 points while shooting 56.3 percent.
- Stire began working with the football team during Spring Practice. He's expected to provide depth at tight end.

Welcome back Will and Michael

- UAlbany alums **Michael Nicastro** (defensive assistant) and **Will Fiacchi** (wide receivers coach and recruiting coordinator) both are on the coaching staff this season.
- Fiacchi, a 2014 graduate, is the Great Danes' all-time leading passer, having thrown for 7,150 yards. He made 35 consecutive starts at quarterback and holds team records in most completions in a game (28), season (207) and career (602). He's in his second year on the coaching staff after serving as the offensive assistant last season.
- Nicastro, a 2016 graduate, finished his career fifth on the Great Danes' all-time tackles list with 310. He was an All-CAA First-Team member in 2016, when he also received the program's Todd J. Clark Memorial Award, given annually to a student-athlete who embodies leadership, courage and selflessness. He's in his first season on the coaching staff.

Dudzinski family represented on roster, coaching staff

- Redshirt senior offensive lineman **Jack Dudzinski** is the son of

NOTES

STANDINGS/RANKINGS

CAA Standings

	CAA	Overall
1. Delaware	4-1	6-2
2. James Madison	4-1	6-2
3. Towson	4-1	6-2
4. Maine	4-1	5-3
5. Elon	3-1	5-2
6. Stony Brook	4-2	6-3
7. Rhode Island	3-2	5-3
8. William & Mary	2-3	3-5
9. Richmond	1-4	3-5
10. New Hampshire	1-4	2-6
11. Villanova	0-5	3-5
12. UAlbany	0-5	2-6

STATS TOP 25

	Points	Previous
1. North Dakota State (8-0)	4000 (160)	1
2. Kennesaw State (7-1)	3777	2
3. James Madison (6-2)	3665	3
4. Weber State (6-2)	3416	4
5. Eastern Washington (6-2)	3209	5
6. UC Davis (7-1)	3158	6
7. South Dakota State (5-2)	3084	7
8. Elon (5-2)	2789	8
9. Wofford (6-2)	2688	9
10. Jacksonville State (6-2)	2337	12
11. McNeese (6-2)	2209	14
12. Colgate (7-0)	2046	16
13. Delaware (6-2)	1790	21
14. Illinois State (5-3)	1781	11
15. Towson (6-2)	1774	10
16. Stony Brook (6-3)	1479	15
17. North Carolina A&T (6-2)	1414	18
18. Princeton (7-0)	1345	19
19. Central Arkansas (5-3)	1261	13
20. Nicholls (5-3)	1003	20
21. Sam Houston State (5-3)	661	23
22. ETSU (7-2)	567	25
23. Maine (5-3)	548	24
24. Dartmouth (7-0)	435	NR
25. Southeast Missouri St. (6-2)	316	NR

Others: North Dakota (314) , UNI (262) , Florida A&M (169) , Chattanooga (163) , Idaho State (160) , Rhode Island (87) , Western Illinois (32) , San Diego (20) , Monmouth (20) , Alcorn State (12) , Montana State (4) , Samford (3) , Lamar (1) , UIW (1)

UAlbany's defense coordinator, **Keith Dudzinski**.

- Jack Dudzinski has been with UAlbany since 2014.
- Keith Dudzinski is entering his third season with the Great Danes. He was the safeties coach for two seasons before being promoted to defensive coordinator prior to the 2018 season.

NUMERICAL ROSTER

No.	Name	Pos.	Ht.	Wt.	Yr.	Hometown (Previous School)
1	Ty Tobias	CB	5-9	173	Jr.	Oxon Hill, Md. (Potomac)
2	Tyler Carswell	S	5-9	175	RSo.	Pittsburgh, Pa. (Montour)
3	Kareem Gibson	CB	5-10	166	RJr.	Johnstown, Pa. (Hutchinson CC)
4	Juwan Green	WR	6-0	175	Jr.	Martinsburg, W.Va. (Lackawanna CC)
5	Dev Holmes	WR	5-8	153	Fr.	Troy, N.Y. (Troy)
6	Joe Casale	DB	6-2	192	Fr.	Troy, N.Y. (Troy)
7	Will Brunson	QB	6-2	196	RJr.	Myrtle Beach, S.C. (Carolina Forest)
8	Mason Gray	S	5-11	185	Sr.	Washington, D.C. (St. John's College Prep)
9	Murad Hussain	TE	6-2	231	RSo.	Baltimore, Md. (Franklin)
10	Neven Sussman	LB	6-2	228	Sr.	Sandy Spring, Md. (Sherwood)
11	Jacob Cheshire	QB	6-0	188	Fr.	Sayville, N.Y. (Sayville)
12	Eli Mencer	LB	6-1	227	RJr.	Altoona, Pa. (Altoona)
13	Nyc Burns	QB	6-5	190	RSo.	Tulsa, Okla. (Northeast Oklahoma A&M)
14	Vincent Testaverde	QB	6-1	211	Sr.	Odessa, Fla. (Miami)
15	Damon Burton	S	5-9	194	RFr.	Rochester, N.Y. (Aquinas)
16	Dante Mount	CB	5-9	177	Jr.	Lockport, N.Y. (Erie CC)
18	Jeff Undercuffler	QB	6-5	219	Fr.	Burlington, N.J. (Holy Cross Academy)
19	Dylan Burns	PK	5-8	183	RSo.	Massapequa, N.Y. (Plainedge)
20	Tyler Oedekoven	WR	6-0	172	Fr.	Erie, Pa. (Cathedral Prep)
21	Karl Mofor	RB	5-8	225	So.	Greenbelt, Md. (Eleanor Roosevelt)
22	Kareem Brown	CB	5-9	170	RSr.	Daphne, Ala. (Coffeyville CC)
23	Josh Wynn	S	6-1	196	Sr.	Albany, N.Y. (CBA)
24	Elijah Ibitokun-Hanks	RB	5-8	201	RJr.	Newark, N.J. (Don Bosco)
25	Xavier Smith	DB	5-9	151	Fr.	Canton, Ohio (McKinley)
26	Tyler Harwood	S	5-7	170	RFr.	Latham, N.Y. (Wagner)
27	Hayden Specht	S	5-7	175	RSo.	Cincinnati, Ohio (St. Xavier)
28	Paul Casanzio	LS	5-10	209	Sr.	Rochester, N.Y. (Irondequoit)
29	Daniel Banks	CB	5-8	165	RFr.	Macedonia, Ohio (Nordonia)
30	Josh Garvin	RB	5-7	189	RFr.	Melville, N.Y. (Hills East)
31	Isaiah Watson	LB	6-2	215	RFr.	Hammonton, N.J. (Cedar Creek)
32	Greig Stire	TE	6-6	274	Gr.	Albany, N.Y. (Christian Brothers Academy)
33	Sirvantis Dennis III	CB	5-11	198	RJr.	Clay, N.Y. (Onondaga CC)
34	Solomon Simay	WR	5-8	172	So.	Lorton, Va. (SCHS)
35	Marlon Serbin	S	5-11	168	Fr.	Weston, Fla. (Cypress Bay)
36	Tyler Winston	WR	6-1	181	Fr.	Yonkers, N.Y. (Archbishop Stepinac)
37	Jacob Stanko	RB	5-11	182	Fr.	Burnt Hills, N.Y. (Burnt Hills)
38	Luke Thompson	WR	5-10	187	RSo.	Saratoga Springs, N.Y. (Central Connecticut)
39	Tristan Sokach-Minnick	LS	6-0	195	So.	West Pittston, Pa. (Wyoming Area)
41	AJ Mistler	S	5-11	195	RFr.	Staten Island, N.Y. (St. Peter's)
42	Ethan Stark	PK	6-3	218	RSr.	Erie, Pa. (McDowell)
43	Tadriek Johnson	WR	5-11	186	Sr.	Buffalo, N.Y. (Alfred)
44	Danny Damico	LB	6-0	230	RFr.	Manlius, N.Y. (CBA)
45	Levi Metheny	LB	5-11	233	RSo.	Bethel Park, Pa. (Bethel Park)
46	Kaija Collette	S	5-6	201	RSo.	Germantown, Md. (Clarksburg)
47	Julian Conover	LB	6-2	220	RSo.	Spring Valley, N.Y. (Temple)
48	Tre Davis	RB	5-9	181	Jr.	Woodbine, Md. (West Virginia State)
51	Niko Culnan	OL	6-3	288	Jr.	Albany, N.Y. (Hudson Valley CC)
53	Kassy Desir	OL	6-1	301	RSo.	Pembroke Pines, Fla. (Flanagan)
54	Nick Dillon	DL	6-0	272	Sr.	Linclonshire, Ill. (Eastern Michigan)
55	Brady Wisniewski	LB	6-1	221	RSo.	Endwell, N.Y. (Maine-Endwell)
56	Ryan Lape	OL	6-1	279	RSo.	Miami, Fla. (Gulliver Prep)
57	Brian Pitts	DL	6-3	215	RJr.	McLean, Va. (Langley)
58	Chase Irish	LB	5-10	205	Fr.	Averill Park, N.Y. (CBA)
59	Robert Lachmann	DL	6-3	224	Jr.	Hamburg, Germany (Brecht Schule)
61	Jake Cuomo	K/P	5-6	165	Fr.	Brooklyn, N.Y. (Monsignor Farrell)
62	Mike Bobak	K/P	5-11	214	Fr.	Inglewood, Canada (Erie First Christian)
63	Sam Davis	OL	6-2	301	RJr.	Johnstown, N.Y. (Johnstown)
65	Jack Dudzinski	OL	6-3	279	RSr.	Fulton, Md. (Reservoir)
66	Hunter Verdi	OL	6-5	322	RFr.	Plantsville, Conn. (Cheshire Academy)
67	Sean Kennedy	OL	6-4	287	RJr.	Staten Island, N.Y. (St. Peter's)
68	Luke Clement	K/P	6-3	168	Fr.	Albany, N.Y. (Catholic Central)
69	Vincent Pastore	LB	5-11	230	RFr.	Huntington Station, N.Y. (Walt Whitman)
70	Kobe Thomas	OL	6-1	300	Fr.	Fogelsville, Pa. (Parkland)
72	Griffin Clancy	OL	6-5	301	RJr.	Saratoga Springs, N.Y. (Saratoga Springs)
73	Micah Royster	OL	6-2	285	RSo.	Largo, Md. (St. John's)
74	Elijah Haynes	DL	6-0	218	Fr.	Round Hill, Va. (Woodgrove)
75	Luke Ritter	OL	6-6	296	RSr.	Milford, Pa. (Delaware Valley)
76	Jay Fleming	OL	5-9	271	Fr.	Henrico, Va. (Benedictine Prep)
77	Benson Israel	OL	6-2	304	RJr.	Spring Valley, N.Y. (Temple)
78	Will Haag	OL	6-2	266	RFr.	Syracuse, N.Y. (West Genesee)
79	Mohab Omer	OL	6-5	344	Fr.	Latham, N.Y. (Shaker)
80	Lukas Repetti	TE	6-3	267	RSr.	White Plains, N.Y. (White Plains)
81	Brian Dolce	DL	6-5	283	RSr.	Melville, N.Y. (St. Anthony's)
82	Isaih Clarke	WR	6-1	209	RJr.	Alexandria, Va. (TC Williams)
83	Donovan McDonald	WR	5-10	176	Jr.	West Orange, N.J. (Nebraska)
84	Jerah Reeves	WR	6-0	186	Jr.	Williamsport, Pa. (Williamsport)
85	Tim Voorhis	WR	5-7	165	RJr.	Queensbury, N.Y. (Morrisville State)
86	LJ Wesneski	TE	6-2	277	RSo.	Plymouth, Pa. (Wyoming Valley West)
87	Ian Renninger	TE	6-6	240	Fr.	Pottsville, Pa. (Pottsville)
88	Austin Ellis	WR	5-9	178	RJr.	Ravena, N.Y. (Christian Brothers Academy)
89	Thomas Greaney	TE	6-6	247	Fr.	Bedford, Mass. (Lawrence Academy)
90	Julian Desire'	DL	6-2	251	RSo.	Uniondale, N.Y. (Pittsburgh)
91	Anthony Lang	DL	6-1	231	RFr.	Jamaica, N.Y. (Christ the King)
92	Mazon Walker	DL	5-9	254	RFr.	Huber Heights, Ohio (Anthony Wayne)
93	Antoine White	DL	6-1	294	RSr.	Millville, N.J. (Penn State University)
94	Nick Griffin	DL	6-4	278	Sr.	Loudonville, N.Y. (Milford Academy)
95	Joe Halasy	DL	6-4	236	Fr.	Brooklyn, N.Y. (Midwood)
96	Zach Verdi	DL	6-0	264	RFr.	Plantsville, Conn. (Cheshire Academy)
97	Ibn Foster	DL	6-0	321	RSo.	Montvale, N.J. (St. Joseph Regional)
98	Dean Grogg	DL	6-2	250	RJr.	Watchung, N.J. (Morristown Beard)
99	Roberto Roena	DL	6-2	260	RSo.	Middleburg Heights, Ohio (St. Edward)

No.	Name.....	Pos.
1	Ty Tobias	CB
2	Tyler Carswell	S
3	Kareem Gibson	CB
4	Juwan Green	WR
5	Dev Holmes	WR
6	Joe Casale	S
7	Will Brunson	QB
8	Mason Gray	S
9	Murad Hussain	TE
10	Neven Sussman	LB
11	Jacob Cheshire.....	QB
12	Eli Mencer	LB
13	Nyc Burns	QB
14	Vincent Testaverde	QB
15	Damon Burton	S
16	Dante Mount	CB
18	Jeff Undercuffler	QB
19	Dylan Burns	PK
20	Tyler Oedekoven.....	WR
21	Karl Mofor	RB
22	Kareem Brown	CB
23	Josh Wynn	S
24	Elijah Ibitokun-Hanks ...	RB
26	Tyler Harwood	S
27	Hayden Specht	S
28	Paul Casanzio	LS
29	Daniel Banks	CB
30	Josh Garvin	RB
31	Isaiah Watson	LB
32	Greig Stire.....	TE
33	Sirvantis Dennis III	CB
34	Solomon Simay.....	WR
35	Marlon Serbin.....	S
36	Tyler Winston	WR
37	Jacob Stanko	RB
38	Luke Thompson	WR
39	Tristan Sokach-Minnick.	LS
41	AJ Mistler.....	S
42	Ethan Stark	PK
43	Tadriek Johnson.....	WR
44	Danny Damico	LB
45	Levi Metheny	LB
46	Kaija Collette.....	S
47	Julian Conover	LB
48	Tre Davis	RB
51	Niko Culnan	OL
53	Kassy Desir.....	OL
54	Nick Dillon	DL
55	Brady Wisniewski.....	LB
56	Ryan Lape	OL

STARTERS RETURNING

OFFENSE: 8

.....QB – Will Brunson
RB – Karl Mofor/Elijah Ibitokun-Hanks
OL — Micah Royster, Luke Ritter, Jack Dudzinski, Sean Kennedy
WR – Donovan McDonald

DEFENSE: 6

.....DL – Brian Dolce, Nick Dillon
LB – Eli Mencer
CB – Kareem Brown
S – Josh Wynn, Mason Gray

SPECIAL TEAMS

.....K – Ethan Stark
P – Neven Sussman
LS – Paul Casanzio, Tristan Sokach-Minnick
KOR – Donovan McDonald
PR – Donovan McDonald

STARTERS LOST

OFFENSE: 5

.....TE/FB – Anthony Manzo-Lewis
OL – Tim Wade
WR – Jerod Diggs, Brad Harris, Jordan Crockett

DEFENSE: 5

.....DL — Daesean Timmons, Malachi Hoskins
LB – Nate Hatafsky, Justin Walker
CB – Justin Robinson

PRONOUNCIATION GUIDE

1.....	Ty Tuh-bias
4.....	Juh-won Green
6.....	Joe Kuh-sal
9.....	Muh-rod Hussain
20.....	Tyler Oh-duh-koven
21.....	Karl Mo-for
24.....	Elijah E-B-token-Hanks
27.....	Hayden Speck-t
28.....	Paul Kuh-sanz-E-oh
32.....	Greg S-tie-er
34.....	Solomon Sim-A
43.....	Todd-reek Johnson
45.....	Levi Muh-theen-E
46.....	Kai-juh Collete
53.....	K-C Des-ear
56.....	Ryan Lay-p
59.....	Robert Lock-man
62.....	Mike Bo-back
69.....	Vincent Past-or
73.....	Muh-kai Royster
78.....	Will Hay-G
79.....	Mo-hab Om-air
81.....	Brian Dole-say
85.....	Tim Voor-hees
86.....	LJ Wes-nes-key
90.....	Julian Dez-er-A
92.....	May-zon Walker
95.....	Joe Hal-uh-see
97.....	Ib-en Foster
99.....	Robert Row-E-nuh

57	Brian Pitts	DL
58	Chase Irish	LB
59	Robert Lachmann	DL
61	Jake Cuomo	K/P
62	Mike Bobk.....	K/P
63	Sam Davis	OL
65	Jack Dudzinski	OL
66	Hunter Verdi	OL
67	Sean Kennedy.....	OL
68	Luke Clement.....	K/P
69	Vincent Pastore	LB
70	Kobe Thomas.....	OL
72	Griffin Clancy	OL
73	Micah Royster	OL
74	Elijah Haynes	DL
75	Luke Ritter	OL
76	Jay Fleming	OL
77	Benson Israel	OL
78	Will Haag	OL
79	Mohab Omer	OL
80	Lukas Repetti	TE
81	Brian Dolce	DL
82	Isaih Clarke	WR
83	Donovan McDonald.....	WR
84	Jerah Reeves.....	WR
85	Tim Voorhis.....	WR
86	LJ Wesneski	TE
87	Ian Renninger	TE
88	Austin Ellis	WR
89	Thomas Greaney	TE
90	Julian Desire'	DL
91	Anthony Lang.....	DL
92	Mazon Walker.....	DL
93	Antoine White	DL
94	Nick Griffin	DL
95	Joe Halasy	DL
96	Zach Verdi.....	DL
97	Ibn Foster	DL
98	Dean Grogg	DL
99	Robert Roena.....	DL

GAME 9 DEPTH CHART

OFFENSE

Pos.	No.	Player (Ht., Wt., Cl.)
LT	75	Luke Ritter (6-6, 303, RSr)
	70	Kobe Thomas (6-1, 300, Fr)
LG	72	Griffin Clancy (6-5, 300, RJr) or
	73	Micah Royster (6-2, 276, RSo)
C	51	Niko Culnan (6-3, 288, Jr)
	63	Sam Davis (6-2, 301, RJr)
RG	65	Jack Dudzinski (6-3, 279, RSr)
	53	Kassy Desir (6-2, 286, RSo)
RT	67	Sean Kennedy (6-4, 275, RJr)
	66	Hunter Verdi (6-5, 322, RFr)
TE	86	LJ Wesneski (6-2, 277, RSo)
	32	Greig Stire (6-6, 274, Gr)
WR	84	Jerah Reeves (6-3, 187, Jr)
	20	Tyler Oedekoven (6-0, 172, Fr)
Slot	5	Dev Holmes (5-8, 153, Fr)
	85	Tim Voorhis (5-7, 165, RJr)
WR	4	Juwan Green (6-0, 175, Jr.)
	83	Donovan McDonald (5-10, 176, Jr)
QB	14	Vincent Testaverde (6-2, 205, RSr)
	18	Jeff Undercuffler (6-5, 219, Fr)
RB	24	Elijah Ibitokun-Hanks (5-8, 194, RJr)
	21	Karl Mofor (5-8, 219, So)

DEFENSE


Pos.	No.	Player (Ht., Wt., Cl.)
DE	91	Anthony Lang (6-2, 228, RFr) or
	98	Dean Grogg (6-1, 245, RJr)
NG	93	Antoine White (6-2, 280, RSr)
	97	Ibn Foster (6-0, 321, RSo)
DT	54	Nick Dillon (6-0, 276, Sr)
	92	Mazon Walker (5-9, 254, RFr)
DE	81	Brian Dolce (6-6, 260, RSr)
	99	Roberto Roena (6-2, 260, RSo)
LB	12	Eli Mencer (6-2, 220, RJr)
	6	Joe Casale (6-2, 192, Fr)
LB	45	Levi Metheny (6-0, 225, RSo)
	55	Brady Wisniewski (6-1, 221, RSo)
LB	44	Danny Damico (6-0, 235, RFr)
	47	Julian Conover (6-2, 220, RSo)
CB	22	Kareem Brown (5-9, 171, RSr)
	1	Ty Tobias (5-9, 173, Jr)
FS	23	Josh Wynn (6-1, 196, Sr.)
	41	AJ Mistler (5-11, 195, RFr)
SS	2	Tyler Carswell (5-11, 170, RSo)
	27	Hayden Specht (5-7, 169, RSo)
CB	3	Kareem Gibson (5-10, 166, RJr)
	16	Dante Mount (5-11, 180, Jr)



SPECIALISTS

Pos.	No.	Player (Ht., Wt., Cl.)
P	10	Neven Sussman (6-3, 218, Sr)
	42	Ethan Stark (6-3, 216, RSr)
K	42	Ethan Stark (6-3, 216, RSr)
	19	Dylan Burns (5-8, 173, RSo)
Snap	39	Tristan Sokach-Minnick (6-0, 205, So.)
	28	Paul Casanzio (5-10, 213, Sr)
Hold	10	Neven Sussman (6-3, 218, Sr)
KOR	83	Donovan McDonald (5-11, 170, Jr)
	22	Kareem Brown (5-9, 171, RSr)
PR	83	Donovan McDonald (5-11, 170, Jr)
	34	Solomon Simay (5-8, 173, So)

HEAD COACH GREG GATTUSO



Greg Gattuso enters his fifth season at the helm of the UAlbany football program in 2018. A former standout defensive lineman at Penn State who's worked at Duquesne, Pittsburgh and Maryland, Gattuso has helped the Great Danes steadily rise in the Colonial Athletic Association, one of the top Football Championship Subdivision conferences in the nation.

In 2017, he led the Great Danes to their first win over a Top 10 program -- a 19-10 overtime victory over No. 7 Villanova at Tom & Mary Casey Stadium. UAlbany also shut out New Hampshire, an FCS playoff qualifier, 15-0 in the season finale. It was one of several superlative efforts from a defense that finished the season ranked No. 9 nationally. The Great Danes were 4-7 overall and 2-6 in the CAA against a rigorous schedule that featured games against an FBS opponent (Old Dominion) and five matchups with Top 25 teams.

Under Gattuso's leadership, UAlbany had its best season as a CAA member in 2016, finishing 7-4 overall and 4-4 in the league. The Great Danes were ranked for five weeks, including as high as No. 16. UAlbany also earned its first victory over an FBS opponent with a 22-16 road win over Buffalo.

Hallmarks of Gattuso's teams have included discipline and taking care of the football. In 2016, the Great Danes were second in the CAA with a plus-16 turnover margin.

In his first season, in 2014, Gattuso led the Great Danes to a six-win turnaround from the previous year. The Great Danes picked up votes in the national polls for 10 straight weeks and appeared in The Sports Network Top 25 four times on their way to a 7-5 overall record and 3-5 CAA mark.

A year later, the Danes earned CAA victories over Rhode Island and perennial power Delaware.

Gattuso was a defensive lineman at Penn State, where he helped lead the Nittany Lions to a national title in 1982.

In his first collegiate head-coaching role, Gattuso piloted Duquesne to a 97-32 record during his 12-season tenure, and while making three bowl appearances at Pittsburgh, he turned the defensive line into one of the best in the nation as an assistant head coach.

Gattuso came to UAlbany after spending three seasons as a member Randy Edsall's staff at Maryland. There, he led the defensive line that ranked among the top in the ACC and was promoted to the position of assistant head coach in February 2012.

From 1989-1991, he served as head coach at his high school alma mater, Seton-LaSalle. Taking over a team that went 6-34 during the four seasons prior to his arrival, Gattuso led the Rebels to a 28-10-1 mark (.731), including three WPIAL playoff berths, a WPIAL championship and Parkway Conference title.

During his playing career, Gattuso was named the Pittsburgh Post-Gazette's Class AA Player of the Year his senior season at Seton-LaSalle.

Gattuso and his wife Colleen have two daughters, Jacqueline and Kaitlin.

THE GATTUSO FILE

PERSONAL

Date of Birth May 18, 1962
Hometown Pittsburgh, Pa.
Alma Mater Penn State '83
Pronunciation guh-TWO-so
Wife Colleen
Children Jacqueline (29)
 Kaitlin (24)

COACHING EXPERIENCE

University at Albany

2014-present Head Coach

University of Maryland

2012-13 . Defensive Line/Asst. Head Coach
 2011..... Defensive Line

University of Pittsburgh

2008-10 . Defensive Line/Asst. Head Coach
 2006-07 Defensive Line
 2005-06 Tight Ends/Recruiting Coord.

Duquesne University

1993-2004 Head Coach
 1992..... Assistant Coach
 1987..... Assistant Coach

Seton La Salle (Pa.) High School

1989-1991 Head Coach
 1985..... Junior Varsity Coach

Center Township (Pa.) High School

1986..... Defensive Coordinator

Penn State University

1984..... Graduate Assistant

PLAYING EXPERIENCE

Penn State University

1980-83 Defensive Lineman
 1982..... National Champion

HEAD COACHING HISTORY

1993	Duquesne	4-6	
1994	Duquesne	6-4	
1995	Duquesne	10-1	ECAC Bowl
1996	Duquesne	10-1	ECAC Bowl
1997	Duquesne	7-3	
1998	Duquesne	8-3	
1999	Duquesne	8-3	
2000	Duquesne	10-1	
2001	Duquesne	8-3	ECAC Classic
2002	Duquesne	11-1	ECAC Classic
2003	Duquesne	8-3	ECAC Classic
2004	Duquesne	7-3	
2014	UAlbany	7-5	
2015	UAlbany	3-8	
2016	UAlbany	7-4	
2017	UAlbany	4-7	

Duquesne Totals	97-32 (.752)
UAlbany Totals	21-24 (.467)
Career Totals	118-56 (.678)

LAST MEETING: DELAWARE 22, UALBANY 3

NEWARK, Del. — Delaware emerged from a defensive struggle with a 22-3 victory over the University at Albany football team Saturday at Delaware Stadium.

In a matchup featuring two of the top defenses in the Colonial Athletic Association, neither team scored a touchdown until Delaware tailback Khory Spruill's 6-yard run with 10:18 left in the fourth quarter gave the Blue Hens a 15-3 lead.

Delaware (7-3, 5-2 CAA) also got two field goals from Frank Raggo and scored on a safety off a punt blocked out of the end zone in winning for the fifth time in six games.

Ethan Stark kicked a 39-yard goal for the Great Danes (3-7, 1-6 CAA), who lost their sixth straight.

Delaware entered the game allowing only 17.2 points per game, fourth-best in the CAA. The Great Danes were fourth-best, allowing 19.2.

The teams entered halftime tied at 3 after Raggo booted a 29-yard field goal with five seconds left before the intermission.

Earlier, Stark had put UAlbany on the board in the final minute of the first quarter with a kick that was the end result of an 18-play, 80-yard drive that the Great Danes had started inside their own 1-yard line.

Raggo's second field goal put the Blue Hens ahead 6-3 with 2:28 left in the third quarter.

On the Great Danes' next possession, UAlbany was punting out of its own end zone when Delaware's Christian Lohin blocked the kick out of play, resulting in a safety. That put the Blue Hens ahead 8-3.

Spruill ran for two touchdowns in the fourth quarter to close out the scoring.

Quickie Statistics (Final) Albany vs Delaware (Nov 11, 2017 at Newark, Del.)

	UALBANY	DELAWARE
Score	3	22
FIRST DOWNS	6	15
RUSHES-YARDS (NET)	21-31	54-254
PASSING YDS (NET)	89	51
Passes Att-Comp-Int	26-13-3	13-8-0
TOTAL OFFENSE PLAYS-YARDS	47-120	67-305
Fumble Returns-Yards	1-12	0-0
Punt Returns-Yards	0-0	1-9
Kickoff Returns-Yards	3-63	3-82
Interception Returns-Yards	0-0	3-19
Punts (Number-Avg)	6-30.8	5-36.4
Fumbles-Lost	1-1	1-1
Penalties-Yards	5-28	4-50
Possession Time	23:05	36:55
Third-Down Conversions	4 of 14	7 of 16
Fourth-Down Conversions	1 of 1	0 of 2
Red-Zone Scores-Chances	1-1	4-5

Albany

Rushing	No.	Gain	Loss	Net	TD	Lg	Avg
Karl Mofor	18	48	1	47	0	8	2.6
Neven Sussman	1	0	7	-7	0	0	-7.0
Will Brunson	2	0	9	-9	0	0	-4.5

Passing	C-A-I	Yds	TD	Long	Sack
Will Brunson	12-25-3	83	0	18	1
Neven Sussman	1-1-0	6	0	6	0

Receiving	No.	Yards	TD	Long
D. McDonald	3	37	0	18
Murad Hussain	3	19	0	8
Brad Harris	3	14	0	5
Jerod Diggs	2	12	0	7

Punting	No.	Yds	Avg	Long	In20	TB
Neven Sussman	5	185	37.0	51	2	0
TEAM	1	0	0.0	0	0	0

Punt Returns	No.	Yards	TD	Long

Kick Returns	No.	Yards	TD	Long
D. McDonald	3	63	0	27

Tackles	UA-A	Total	Sacks	TFL
Nate Hatalsky	5-14	19	0.0	0.0
Josh Wynn	8-5	13	0.0	0.0
Jamal Robinson	2-8	10	0.0	0.0
Justin Walker	3-5	8	0.0	0.0

Delaware

Rushing	No.	Gain	Loss	Net	TD	Lg	Avg
Khory Spruill	20	86	0	86	2	23	4.3
Joe Walker	11	85	0	85	0	19	7.7
Kani Kane	10	35	1	34	0	8	3.4
Kareem Williams	6	22	1	21	0	9	3.5

Passing	C-A-I	Yds	TD	Long	Sack
J.P. Caruso	7-11-0	51	0	23	0
Joe Walker	1-2-0	0	0	0	0

Receiving	No.	Yards	TD	Long
Diante Cherry	2	12	0	8
Jamie Jarmon	2	6	0	6
Vinny Papale	1	23	0	23
Joe Walker	1	5	0	5

Punting	No.	Yds	Avg	Long	In20	TB
Nick Pritchard	5	182	36.4	45	2	0

Punt Returns	No.	Yards	TD	Long
Christian Lohin	1	9	0	0

Kick Returns	No.	Yards	TD	Long
Gene Coleman II	3	82	0	36

Tackles	UA-A	Total	Sacks	TFL
Jalen Kindle	5-4	9	0.0	0.0
Blaine Woodson	2-5	7	0.0	0.0
Bilal Nichols	2-3	5	1.0	1.0
Troy Reeder	0-5	5	0.0	0.5

Qtr	Time	Scoring Play	V-H
1st	00:24	UALBANY - Ethan Stark 37 yd field goal, 18-80 8:45	3 - 0
2nd	00:00	DELAWARE - Frank Raggo 29 yd field goal, 10-60 2:07	3 - 3
3rd	02:28	DELAWARE - Frank Raggo 36 yd field goal, 7-24 3:26	3 - 6
	01:27	DELAWARE - TEAM safety	3 - 8
4th	10:18	DELAWARE - Khory Spruill 6 yd run (Frank Raggo kick), 10-46 6:04	3 - 15
	03:11	DELAWARE - Khory Spruill 1 yd run (Frank Raggo kick), 6-40 3:42	3 - 22

WEEK 1: PITT 33, UALBANY 7

Quickie Statistics (Final) UALbany vs UP (9/1/18 at Pittsburgh, PA)

	UALBANY	UP
Score	7	33
FIRST DOWNS	16	21
RUSHES-YARDS (NET)	28-60	37-238
PASSING YDS (NET)	263	169
Passes Att-Comp-Int	29-18-2	23-17-1
TOTAL OFFENSE PLAYS-YARDS	57-323	60-407
Fumble Returns-Yards	0-0	0-0
Punt Returns-Yards	0-0	2-2
Kickoff Returns-Yards	1-21	2-98
Interception Returns-Yards	1-0	2-79
Punts (Number-Avg)	5-36.2	2-46.5
Fumbles-Lost	0-0	1-1
Penalties-Yards	7-40	6-55
Possession Time	30:26	29:34
Third-Down Conversions	5 of 13	6 of 9
Fourth-Down Conversions	0 of 1	0 of 0
Red-Zone Scores-Chances	1-3	3-3

UALbany

Rushing	No.	Gain	Loss	Net	TD	Lg	Avg
Ibitokun-Hanks	14	59	2	57	0	23	4.1
Karl Mofor	7	22	0	22	0	11	3.1
Dev Holmes	1	8	0	8	0	8	8.0
Jerah Reeves	1	6	0	6	0	6	6.0

Passing	C-A-I	Yds	TD	Long	Sack
V. Testaverde	18-29-2	263	1	40	4
Will Brunson	0-0-0	0	0	0	1

Receiving	No.	Yards	TD	Long
Dev Holmes	9	148	1	40
D. McDonald	4	26	0	12
Jerah Reeves	3	58	0	37
Ibitokun-Hanks	1	28	0	28

Punting	No.	Yds	Avg	Long	In20	TB
Ethan Stark	5	181	36.2	42	2	0

Punt Returns	No.	Yards	TD	Long

Kick Returns	No.	Yards	TD	Long
D. McDonald	1	21	0	21

Tackles	UA-A	Total	Sacks	TFL
Levi Metheny	7-6	13	0.0	0.0
Eli Mencer	5-3	8	0.0	0.5
Tyler Carswell	4-3	7	0.0	0.0
Josh Wynn	3-3	6	0.0	0.0

UP

Rushing	No.	Gain	Loss	Net	TD	Lg	Avg
Ollison, Q.	7	73	0	73	0	20	10.4
Davis, A.	13	53	7	46	0	14	3.5
Pickett, K.	6	42	0	42	1	12	7.0
Hall, D.	4	22	0	22	0	12	5.5

Passing	C-A-I	Yds	TD	Long	Sack
Pickett, K.	16-22-1	154	2	42	0
Town, R.	1-1-0	15	0	15	0

Receiving	No.	Yards	TD	Long
Araujo-Lopes, R	3	50	2	42
Mack, T.	3	44	0	26
Davis, A.	2	19	0	16
Tipton, T.	2	14	0	8

Punting	No.	Yds	Avg	Long	In20	TB
Christodoulou	2	93	46.5	56	2	0

Punt Returns	No.	Yards	TD	Long
Araujo-Lopes, R	2	2	0	4

Kick Returns	No.	Yards	TD	Long
Ffrench, M.	2	98	1	91

Tackles	UA-A	Total	Sacks	TFL
Brightwell, S.	3-2	5	0.0	0.0
Stocker, J.	4-0	4	0.0	0.0
McKee, A.	3-1	4	1.0	1.0
Briggs, D.	3-1	4	0.0	0.0

Qtr	Time	Scoring Play	V-H
1st	14:48	UP - Ffrench, M. 91 yd kickoff return (Kessman, A. kick)	0 - 7
	11:03	UP - Pickett, K. 5 yd run (Kessman, A. kick failed), 3-19 1:15	0 - 13
	04:42	UP - Ffrench, M. 9 yd run (Pickett, K. pass failed), 9-75 4:39	0 - 19
	01:45	UALBANY - Dev Holmes 9 yd pass from V. Testaverde (Ethan Stark kick), 6-75 2:57	7 - 19
2nd	10:17	UP - Araujo-Lopes, R 3 yd pass from Pickett, K. (Kessman, A. kick), 12-81 6:28	7 - 26
	01:08	UP - Araujo-Lopes, R 42 yd pass from Pickett, K. (Kessman, A. kick), 9-95 4:34	7 - 33

WEEK 2: RHODE ISLAND 45, UALBANY 26

Quickie Statistics (Final) UALbany vs Rhode Island (9/8/2018 at Kingston, RI)

	UALBANY	URI
Score	26	45
FIRST DOWNS	18	20
RUSHES-YARDS (NET)	26-77	31-62
PASSING YDS (NET)	266	338
Passes Att-Comp-Int	34-22-0	31-25-0
TOTAL OFFENSE PLAYS-YARDS	60-343	62-400
Fumble Returns-Yards	0-0	1-30
Punt Returns-Yards	0-0	3-108
Kickoff Returns-Yards	7-144	3-50
Interception Returns-Yards	0-0	0-0
Punts (Number-Avg)	6-32.5	4-24.0
Fumbles-Lost	2-2	2-1
Penalties-Yards	10-92	9-95
Possession Time	25:16	32:36
Third-Down Conversions	4 of 10	5 of 12
Fourth-Down Conversions	0 of 0	2 of 2
Red-Zone Scores-Chances	2-2	4-4

UALbany

Rushing	No.	Gain	Loss	Net	TD	Lg	Avg
Karl Mofor	10	54	2	52	1	24	5.2
Ibitokun-Hanks	9	37	9	28	0	18	3.1
Josh Garvin	1	2	0	2	0	2	2.0
V. Testaverde	5	13	12	1	1	11	0.2

Passing	C-A-I	Yds	TD	Long	Sack
V. Testaverde	21-32-0	228	2	40	3
Nyc Burns	0-1-0	0	0	0	1

Receiving	No.	Yards	TD	Long
D. McDonald	6	48	0	13
Karl Mofor	5	65	1	40
Dev Holmes	4	73	0	38
LJ Wesneski	3	45	0	23

Punting	No.	Yds	Avg	Long	In20	TB
Ethan Stark	5	167	33.4	37	0	0
Mike Bobak	1	28	28.0	28	0	0

Punt Returns	No.	Yards	TD	Long

Kick Returns	No.	Yards	TD	Long
D. McDonald	7	144	0	27

Tackles	UA-A	Total	Sacks	TFL
Tyler Carswell	8-6	14	0.0	0.0
Hayden Specht	5-4	9	0.0	1.0
Isaiah Watson	5-4	9	0.0	0.0

Rhode Island

Rushing	No.	Gain	Loss	Net	TD	Lg	Avg
Bryant	14	67	0	67	1	17	4.8
Antrum	7	15	1	14	0	6	2.0
Aa. Parker	1	6	0	6	0	6	6.0
Kenny	1	3	0	3	0	3	3.0

Passing	C-A-I	Yds	TD	Long	Sack
Lawson	22-28-0	317	4	59	1
Priore	3-3-0	21	0	13	0

Receiving	No.	Yards	TD	Long
Aa. Parker	9	146	1	59
Coulter	9	109	1	25
Asiedu-Johnson	3	19	0	9
Beauvais	2	29	1	28

Punting	No.	Yds	Avg	Long	In20	TB
Garro	4	96	24.0	32	1	0

Punt Returns	No.	Yards	TD	Long
A. Dorsey	3	108	1	69

Kick Returns	No.	Yards	TD	Long
A. Evans	3	50	0	20

Tackles	UA-A	Total	Sacks	TFL
N. Jones	4-2	6	0.0	1.0
Mack III	4-2	6	2.0	3.0
D. Stewart	3-3	6	0.0	0.0

Qtr	Time	Scoring Play	V-H
1st	09:34	URI - Beauvais 28 yd pass from Lawson (Carrick kick), 12-78 5:26	0 - 7
	04:02	UALBANY - Jerah Reeves 9 yd pass from V. Testaverde (Ethan Stark kick), 11-70 5:24	7 - 7
	00:17	URI - Coulter 18 yd pass from Lawson (Carrick kick), 7-80 3:38	7 - 14
2nd	10:21	URI - Aa. Parker 12 yd pass from Lawson (Carrick kick), 5-78 2:59	7 - 21
	02:09	URI - Carrick 28 yd field goal, 9-44 3:43	7 - 24
	00:15	URI - A. Dorsey 69 yd punt return (Carrick kick)	7 - 31
3rd	06:28	URI - Burke 22 yd pass from Lawson (Carrick kick), 11-76 5:51	7 - 38
	05:52	URI - Bryant 1 yd run (Carrick kick), 1-1 0:07	7 - 45
4th	13:08	UALBANY - Karl Mofor 40 yd pass from V. Testaverde (Ethan Stark kick), 4-61 1:41	14 - 45
	08:13	UALBANY - V. Testaverde 1 yd run (Dylan Burns kick failed), 8-60 2:52	20 - 45
	04:24	UALBANY - Karl Mofor 24 yd run (TEAM pass intcpt), 3-70 0:59	26 - 45

WEEK 3: UALBANY 30, MORGAN STATE 27

Quickie Statistics (Final) MSU vs UAlbany (Sep 15, 2018 at Albany, N.Y.)

	MSU	UALBANY
Score	27	30
FIRST DOWNS	15	18
RUSHES-YARDS (NET)	51-229	26-86
PASSING YDS (NET)	131	322
Passes Att-Comp-Int	18-7-0	48-17-4
TOTAL OFFENSE PLAYS-YARDS	69-360	74-408
Fumble Returns-Yards	0-0	1-2
Punt Returns-Yards	6-16	3-63
Kickoff Returns-Yards	4-75	1-12
Interception Returns-Yards	4-71	0-0
Punts (Number-Avg)	10-35.9	7-35.9
Fumbles-Lost	3-3	1-1
Penalties-Yards	12-108	7-102
Possession Time	32:14	27:46
Third-Down Conversions	1 of 14	3 of 15
Fourth-Down Conversions	1 of 1	0 of 0
Red-Zone Scores-Chances	2-3	3-5

MSU

Rushing	No.	Gain	Loss	Net	TD	Lg	Avg
HARRIS,DeAndre	18	128	21	107	0	20	5.9
CHASE,Joshua	20	73	5	68	1	9	3.4
GOODWIN,D	4	44	0	44	0	27	11.0
RIGGINS,Jordan	8	23	5	18	0	12	2.2

Passing	C-A-I	Yds	TD	Long	Sack
HARRIS,DeAndre	7-18-0	131	2	90	5

Receiving	No.	Yards	TD	Long
WHITE,Deontaye	3	23	0	17
BAILEY,Manasseh	2	109	2	90
GOODWIN,D	1	0	0	0
RIGGINS,Jordan	1	-1	0	1

Punting	No.	Yds	Avg	Long	In20	TB
O'SHEA,Nicholas	10	359	35.9	50	2	1

Punt Returns	No.	Yards	TD	Long
WHITE,Deontaye	3	5	0	5
COFIELD,Jordan	2	11	0	12

Kick Returns	No.	Yards	TD	Long
COFIELD,Jordan	3	66	0	31
POLLION,Darian	1	9	0	9

Tackles	UA-A	Total	Sacks	TFL
KENNEDY,Rico	4-4	8	0.0	1.5
WHITAKER,Damar	2-5	7	0.0	0.0
MCBORROUGH,Ia	1-5	6	1.0	1.0
SMALL,Donte	4-1	5	0.0	0.0

UAlbany

Rushing	No.	Gain	Loss	Net	TD	Lg	Avg
Ibitokun-Hanks	15	67	5	62	0	25	4.1
Karl Mofor	8	40	0	40	0	10	5.0
V. Testaverde	3	0	16	-16	0	0	-5.3

Passing	C-A-I	Yds	TD	Long	Sack
V. Testaverde	15-43-4	310	2	88	1
Will Brunson	2-5-0	12	0	9	0

Receiving	No.	Yards	TD	Long
Dev Holmes	8	238	1	88
Jerah Reeves	4	47	0	28
Karl Mofor	2	15	0	8
LJ Wesneski	1	15	1	15

Punting	No.	Yds	Avg	Long	In20	TB
Ethan Stark	7	251	35.9	45	2	0

Punt Returns	No.	Yards	TD	Long
D. McDonald	3	63	1	67

Kick Returns	No.	Yards	TD	Long
D. McDonald	1	12	0	12

Tackles	UA-A	Total	Sacks	TFL
Danny Damico	5-11	16	0.0	1.0
Hayden Specht	6-5	11	0.0	0.5
Brian Dolce	1-10	11	0.5	1.0
Anthony Lang	5-1	6	2.0	2.0

Qtr	Time	Scoring Play	V-H
1st	00:29	UALBANY - Ethan Stark 27 yd field goal, 10-64 2:20	0 - 3
2nd	13:00	MSU - BAILEY,Manasseh 90 yd pass from HARRIS,DeAndre (RAYA,Alex kick), 1-90 0:10	7 - 3
	10:16	UALBANY - LJ Wesneski 15 yd pass from V. Testaverde (Ethan Stark kick), 8-75 2:44	7 - 10
	08:07	UALBANY - D. McDonald 67 yd punt return (Ethan Stark kick)	7 - 17
	00:59	MSU - CHASE,Joshua 7 yd run (GOLATT JR.DJ pass failed), 4-55 0:35	13 - 17
3rd	11:32	MSU - BAILEY,Manasseh 19 yd pass from HARRIS,DeAndre (RAYA,Alex kick), 1-14 0:05	20 - 17
	01:11	UALBANY - Ethan Stark 32 yd field goal, 6-77 1:52	20 - 20
4th	12:16	UALBANY - Ethan Stark 51 yd field goal, 6-41 1:16	20 - 23
	07:55	MSU - SMALL,Donte 45 yd interception return (RAYA,Alex kick)	27 - 23
	06:54	UALBANY - Dev Holmes 88 yd pass from V. Testaverde (Ethan Stark kick), 2-75 1:01	27 - 30

WEEK 4: UALBANY 35, SAINT FRANCIS (PA.) 28

Quickie Statistics (Final) SFU vs UAlbany (Sep 22, 2018 at Albany, N.Y.)

	SFU	UALBANY
Score	28	35
FIRST DOWNS	18	20
RUSHES-YARDS (NET)	32-74	28-172
PASSING YDS (NET)	286	331
Passes Att-Comp-Int	34-19-0	28-21-2
TOTAL OFFENSE PLAYS-YARDS	66-360	56-503
Fumble Returns-Yards	0-0	0-0
Punt Returns-Yards	1--2	2-4
Kickoff Returns-Yards	5-123	5-62
Interception Returns-Yards	2-25	0-0
Punts (Number-Avg)	5-35.4	3-39.3
Fumbles-Lost	1-0	1-0
Penalties-Yards	7-46	8-45
Possession Time	33:42	26:18
Third-Down Conversions	8 of 16	3 of 9
Fourth-Down Conversions	0 of 1	0 of 0
Red-Zone Scores-Chances	3-3	3-4

SFU

Rushing	No.	Gain	Loss	Net	TD	Lg	Avg
JORDAN-TONEY,J	25	78	9	69	1	10	2.8
DENLEY, JOEL	3	15	0	15	0	13	5.0
FENIMORE, BEAR	4	2	12	-10	0	2	-2.5

Passing	C-A-I	Yds	TD	Long	Sack
FENIMORE, BEAR	19-34-0	286	3	57	2

Receiving	No.	Yards	TD	Long
HOLDER, CYRUS	6	132	1	57
LEWIS, KAM	5	79	0	34
DENLEY, JOEL	3	45	1	26
JOHNSON, Terrell	3	17	1	13

Punting	No.	Yds	Avg	Long	In20	TB
ZECCA, Andrew	5	177	35.4	43	1	1

Punt Returns	No.	Yards	TD	Long
RINELLA, NICK	1	-2	0	0

Kick Returns	No.	Yards	TD	Long
RINELLA, NICK	3	63	0	28
CAMPBELL, ZACH	2	60	0	42

Tackles	UA-A	Total	Sacks	TFL
TINNE, GIBBS	4-4	8	0.0	0.0
BRUNI, BEN	4-4	8	0.0	1.0
RINELLA, NICK	3-3	6	0.0	0.0
FORAY, MARTIN	2-4	6	0.0	0.0

UAlbany

Rushing	No.	Gain	Loss	Net	TD	Lg	Avg
Karl Mofor	6	92	0	92	0	74	15.3
Ibitokun-Hanks	19	107	15	92	1	31	4.8
V. Testaverde	3	1	13	-12	0	1	-4.0

Passing	C-A-I	Yds	TD	Long	Sack
V. Testaverde	21-28-2	331	3	65	1

Receiving	No.	Yards	TD	Long
Dev Holmes	7	128	2	54
Jerah Reeves	6	104	1	65
D. McDonald	4	62	0	29
Juwan Green	2	28	0	16

Punting	No.	Yds	Avg	Long	In20	TB
Ethan Stark	3	118	39.3	44	1	0

Punt Returns	No.	Yards	TD	Long
D. McDonald	2	4	0	3

Kick Returns	No.	Yards	TD	Long
D. McDonald	5	62	0	20

Tackles	UA-A	Total	Sacks	TFL
Tyler Carswell	6-6	12	0.0	1.0
Danny Damico	5-6	11	0.0	0.5
Neven Sussman	4-4	8	0.0	0.0
Kareem Gibson	3-2	5	0.0	0.0

Qtr	Time	Scoring Play	V-H
1st	04:27	UALBANY - Ibitokun-Hanks 31 yd run (Ethan Stark kick), 9-80 4:29	0 - 7
	00:48	SFU - JORDAN-TONEY,J 4 yd run (BOFENKAMP,Eric kick), 8-73 3:33	7 - 7
2nd	14:16	UALBANY - Dev Holmes 11 yd pass from V. Testaverde (Ethan Stark kick), 4-72 1:26	7 - 14
	11:46	SFU - DENLEY, JOEL 8 yd pass from FENIMORE, BEAR (BOFENKAMP,Eric kick), 7-63 2:22	14 - 14
	05:03	UALBANY - Ethan Stark 31 yd field goal, 8-58 3:17	14 - 17
	00:00	UALBANY - Ethan Stark 21 yd field goal, 5-79 0:39	14 - 20
3rd	11:40	SFU - HOLDER, CYRUS 57 yd pass from FENIMORE, BEAR (BOFENKAMP,Eric kick), 6-69 3:15	21 - 20
	07:14	UALBANY - Jerah Reeves 65 yd pass from V. Testaverde (Ibitokun-Hanks rush), 2-65 0:46	21 - 28
	00:24	SFU - JOHNSON, Terrell 1 yd pass from FENIMORE, BEAR (BOFENKAMP,Eric kick), 13-55 6:38	28 - 28
4th	07:50	UALBANY - Dev Holmes 24 yd pass from V. Testaverde (Ethan Stark kick), 10-70 6:01	28 - 35

WEEK 6: WILLIAM & MARY 25, UALBANY 22

Quickie Statistics (Final) UALbany vs William and Mary (Oct 06, 2018 at Williamsburg, Va.)

	UALBANY	WM
Score	22	25
FIRST DOWNS	17	18
RUSHES-YARDS (NET)	41-264	30-38
PASSING YDS (NET)	131	263
Passes Att-Comp-Int	24-9-2	32-24-1
TOTAL OFFENSE PLAYS-YARDS	65-395	62-301
Fumble Returns-Yards	0-0	0-0
Punt Returns-Yards	0-0	2-3
Kickoff Returns-Yards	2-22	3-108
Interception Returns-Yards	1-0	2-7
Punts (Number-Avg)	5-33.6	6-29.2
Fumbles-Lost	0-0	0-0
Penalties-Yards	9-66	4-35
Possession Time	30:13	29:47
Third-Down Conversions	5 of 16	4 of 13
Fourth-Down Conversions	0 of 0	0 of 0
Red-Zone Scores-Chances	4-4	2-4

UALbany

Rushing	No.	Gain	Loss	Net	TD	Lg	Avg
Ibitokun-Hanks	25	227	6	221	1	58	8.8
Karl Mofor	10	47	0	47	1	11	4.7
TEAM	1	0	1	-1	0	0	-1.0
Dev Holmes	1	0	1	-1	0	0	-1.0

Passing	C-A-I	Yds	TD	Long	Sack
V. Testaverde	9-24-2	131	0	42	2

Receiving	No.	Yards	TD	Long
Jerah Reeves	6	111	0	42
Karl Mofor	1	14	0	14
Juwan Green	1	8	0	8
Ibitokun-Hanks	1	-2	0	0

Punting	No.	Yds	Avg	Long	In20	TB
Ethan Stark	5	168	33.6	40	2	0

Punt Returns	No.	Yards	TD	Long

Kick Returns	No.	Yards	TD	Long
AJ Mistler	1	0	0	0
D. McDonald	1	22	0	22

Tackles	UA-A	Total	Sacks	TFL
Levi Metheny	7-2	9	0.0	1.0
Danny Damico	4-2	6	0.0	1.0
Neven Sussman	3-3	6	0.0	0.0
Eli Mencer	5-0	5	1.0	1.0

William and Mary

Rushing	No.	Gain	Loss	Net	TD	Lg	Avg
Nate Evans	6	31	3	28	0	8	4.7
A. Funderburke	5	26	0	26	0	9	5.2
Owen Wright	8	28	2	26	0	6	3.2
TEAM	2	0	16	-16	0	0	-8.0

Passing	C-A-I	Yds	TD	Long	Sack
Shon Mitchell	24-32-1	263	2	50	4

Receiving	No.	Yards	TD	Long
DeVonte Dedmon	7	138	2	50
Jalen Christian	5	41	0	11
Tyler Klaus	4	26	0	10
Tyler Crist	3	25	0	14

Punting	No.	Yds	Avg	Long	In20	TB
Will Michael	5	152	30.4	36	1	0
TEAM	1	23	23.0	23	0	0

Punt Returns	No.	Yards	TD	Long
DeVonte Dedmon	2	3	0	3

Kick Returns	No.	Yards	TD	Long
Owen Wright	3	108	0	57

Tackles	UA-A	Total	Sacks	TFL
Raeshawn Smith	6-2	8	0.0	0.0
Isaiah Laster	5-1	6	0.0	0.0
Josh Dulaney	4-1	5	0.0	0.0
Arman Jones	4-1	5	0.0	0.0

Qtr	Time	Scoring Play	V-H
1st	12:42	WM - DeVonte Dedmon 50 yd pass from Shon Mitchell (Kris Hooper kick), 5-75 2:18	0 - 7
2nd	14:56	UALBANY - Ethan Stark 32 yd field goal, 6-20 2:24	3 - 7
	10:31	UALBANY - Ibitokun-Hanks 36 yd run (Ethan Stark kick), 5-58 2:20	10 - 7
	01:32	UALBANY - Ethan Stark 24 yd field goal, 7-31 2:35	13 - 7
	00:06	WM - Kris Hooper 39 yd field goal, 10-33 1:26	13 - 10
4th	12:18	UALBANY - Karl Mofor 1 yd run (Ethan Stark kick blockd), 7-80 2:39	19 - 10
	07:03	UALBANY - Ethan Stark 28 yd field goal, 5-53 3:19	22 - 10
	05:17	WM - DeVonte Dedmon 17 yd pass from Shon Mitchell (Jake Johnston kick), 4-73 1:46	22 - 17
	00:50	WM - Shon Mitchell 6 yd run (Shon Mitchell pass from Isaiah Kinder), 7-66 2:28	22 - 25

WEEK 7: RICHMOND 27, UALBANY 24

Quickie Statistics (Final) UR vs UAlbany (Oct 13, 2018 at Albany, N.Y.)

	UR	UALBANY
Score	27	24
FIRST DOWNS	23	19
RUSHES-YARDS (NET)	35-152	26-56
PASSING YDS (NET)	286	259
Passes Att-Comp-Int	41-27-1	35-21-0
TOTAL OFFENSE PLAYS-YARDS	76-438	61-315
Fumble Returns-Yards	0-0	1-24
Punt Returns-Yards	1-9	1-0
Kickoff Returns-Yards	2-58	5-79
Interception Returns-Yards	0-0	1-7
Punts (Number-Avg)	4-40.0	6-37.2
Fumbles-Lost	2-1	5-1
Penalties-Yards	10-132	10-122
Possession Time	34:12	25:48
Third-Down Conversions	8 of 16	3 of 12
Fourth-Down Conversions	0 of 0	1 of 1
Red-Zone Scores-Chances	4-6	3-3

UR

Rushing	No.	Gain	Loss	Net	TD	Lg	Avg
Gordon Collins	20	76	0	76	1	10	3.8
Joe Mancuso	11	56	6	50	1	28	4.5
D. Thompson	1	18	0	18	0	5	18.0
Jay Palmer	2	6	0	6	0	4	3.0

Passing	C-A-I	Yds	TD	Long	Sack
Joe Mancuso	27-41-1	286	0	38	0

Receiving	No.	Yards	TD	Long
C. Simpson	9	112	0	38
Tyler Wilkins	8	66	0	14
Caleb Drake	5	48	0	24
Gordon Collins	2	34	0	26

Punting	No.	Yds	Avg	Long	In20	TB
M. Breckenridge	4	160	40.0	46	1	1

Punt Returns	No.	Yards	TD	Long
C. Simpson	1	9	0	9

Kick Returns	No.	Yards	TD	Long
Augustus Lee	1	20	0	20
C. Simpson	1	38	0	38

Tackles	UA-A	Total	Sacks	TFL
Justin Rubin	6-3	9	0.0	3.0
Markus Vinson	4-2	6	0.0	0.0
Billy Caughell	2-4	6	0.0	1.0
Andrew Clyde	3-1	4	3.0	3.0

UAlbany

Rushing	No.	Gain	Loss	Net	TD	Lg	Avg
Ibitokun-Hanks	15	78	1	77	1	13	5.1
Karl Mofor	5	19	0	19	0	8	3.8
Dev Holmes	1	0	7	-7	0	0	-7.0
V. Testaverde	5	0	33	-33	0	0	-6.6

Passing	C-A-I	Yds	TD	Long	Sack
V. Testaverde	20-34-0	205	1	42	5
Dev Holmes	1-1-0	54	1	54	0

Receiving	No.	Yards	TD	Long
Juwan Green	7	130	1	54
Jerah Reeves	6	95	0	34
Dev Holmes	4	18	1	13
D. McDonald	2	21	0	11

Punting	No.	Yds	Avg	Long	In20	TB
Neven Sussman	6	223	37.2	44	1	0

Punt Returns	No.	Yards	TD	Long
D. McDonald	1	0	0	0

Kick Returns	No.	Yards	TD	Long
D. McDonald	4	75	0	23
Karl Mofor	1	4	0	4

Tackles	UA-A	Total	Sacks	TFL
Levi Metheny	10-4	14	0.0	1.0
Dante Mount	8-5	13	0.0	0.0
Danny Damico	2-9	11	0.0	0.0
AJ Mistler	4-5	9	0.0	0.0

Qtr	Time	Scoring Play	V-H
1st	10:11	UR - Gordon Collins 1 yd run (Griffin Trau kick), 8-81 3:37	7 - 0
	09:14	UALBANY - Juwan Green 54 yd pass from Dev Holmes (Ethan Stark kick), 3-70 0:50	7 - 7
2nd	14:22	UALBANY - Dev Holmes 13 yd pass from V. Testaverde (Ethan Stark kick), 10-80 5:27	7 - 14
	11:43	UR - Joe Mancuso 28 yd run (Griffin Trau kick), 7-75 2:39	14 - 14
3rd	01:56	UR - Griffin Trau 32 yd field goal, 8-19 3:00	17 - 14
	06:26	UALBANY - Ibitokun-Hanks 13 yd run (Ethan Stark kick), 5-52 2:14	17 - 21
4th	01:40	UR - Stephon Jacob 0 yd fumble recovery (Griffin Trau kick), 11-54 4:37	24 - 21
	04:02	UALBANY - Ethan Stark 29 yd field goal, 7-68 2:59	24 - 24
	00:06	UR - Griffin Trau 25 yd field goal, 11-57 3:50	27 - 24

WEEK 8: TOWSON 56, UALBANY 28

Quickie Statistics (Final) #13 TOWSON vs UAlbany (Oct 20, 2018 at Albany, N.Y.)

	TOWSON	UALBANY
Score	56	28
FIRST DOWNS	30	19
RUSHES-YARDS (NET)	42-241	26-132
PASSING YDS (NET)	321	334
Passes Att-Comp-Int	39-26-2	31-15-2
TOTAL OFFENSE PLAYS-YARDS	81-562	57-466
Fumble Returns-Yards	0-0	0-0
Punt Returns-Yards	2-36	1--2
Kickoff Returns-Yards	3-51	7-108
Interception Returns-Yards	2--1	2--1
Punts (Number-Avg)	2-45.0	7-35.3
Fumbles-Lost	1-0	3-0
Penalties-Yards	6-73	6-64
Possession Time	36:15	21:42
Third-Down Conversions	3 of 12	3 of 9
Fourth-Down Conversions	3 of 3	0 of 0
Red-Zone Scores-Chances	6-8	2-2

TOWSON

Rushing	No.	Gain	Loss	Net	TD	Lg	Avg
Flacco,T.	14	95	15	80	2	33	5.7
Simpson,S.	11	69	3	66	1	34	6.0
Thaenrat,Y.	6	52	1	51	1	42	8.5
Young,K.	7	37	0	37	0	10	5.3

Passing	C-A-I	Yds	TD	Long	Sack
Flacco,T.	23-36-2	306	2	42	2
Stover,R.	3-3-0	15	1	8	0

Receiving	No.	Yards	TD	Long
Leatherbury,S.	7	114	1	42
Allen,J.	7	90	1	18
Gallahan,S.	3	44	0	19
Young,K.	3	17	1	9

Punting	No.	Yds	Avg	Long	In20	TB
Toomey,P.	2	90	45.0	51	1	0

Punt Returns	No.	Yards	TD	Long
Tippett,C.	1	5	0	5
Simpson,S.	1	31	0	31

Kick Returns	No.	Yards	TD	Long
Simpson,S.	2	38	0	23
Tippett,C.	1	13	0	13

Tackles	UA-A	Total	Sacks	TFL
Reaves,M.	3-5	8	0.0	0.5
Heyward,R.	4-2	6	0.0	1.5

UAlbany

Rushing	No.	Gain	Loss	Net	TD	Lg	Avg
Ibitokun-Hanks	14	62	7	55	0	19	3.9
Karl Mofor	7	50	0	50	1	18	7.1
V. Testaverde	5	40	13	27	1	27	5.4

Passing	C-A-I	Yds	TD	Long	Sack
V. Testaverde	10-22-1	234	2	60	3
Will Brunson	4-8-1	78	0	43	0

Receiving	No.	Yards	TD	Long
Dev Holmes	5	66	0	35
Juwan Green	4	135	2	60
D. McDonald	2	58	0	43
Karl Mofor	2	18	0	16

Punting	No.	Yds	Avg	Long	In20	TB
Neven Sussman	7	247	35.3	44	0	0

Punt Returns	No.	Yards	TD	Long
D. McDonald	1	-2	0	0

Kick Returns	No.	Yards	TD	Long
D. McDonald	6	92	0	23
Juwan Green	1	16	0	16

Tackles	UA-A	Total	Sacks	TFL
AJ Mistler	3-10	13	0.0	0.0
Kareem Brown	6-6	12	0.0	0.5

Qtr	Time	Scoring Play	V-H
1st	07:49	TOWSON - Simpson,S. 3 yd run (O'Neill,A. kick), 9-60 1:55	7 - 0
	06:21	TOWSON - O'Neill,A. 27 yd field goal, 4-5 0:46	10 - 0
	05:32	UALBANY - Juwan Green 60 yd pass from V. Testaverde (Ethan Stark kick), 2-74 0:42	10 - 7
2nd	14:16	TOWSON - Flacco,T. 5 yd run (O'Neill,A. kick), 13-69 6:09	17 - 7
	07:46	TOWSON - Thaenrat,Y. 42 yd run (O'Neill,A. kick), 4-79 1:17	24 - 7
	05:55	UALBANY - V. Testaverde 1 yd run (Ethan Stark kick), 6-84 1:45	24 - 14
	03:09	TOWSON - Allen,J. 17 yd pass from Flacco,T. (O'Neill,A. kick), 7-75 2:46	31 - 14
3rd	01:49	TOWSON - Leatherbury,S. 41 yd pass from Flacco,T. (O'Neill,A. kick), 2-54 0:16	38 - 14
	00:27	UALBANY - Juwan Green 50 yd pass from V. Testaverde (Ethan Stark kick), 6-99 1:22	38 - 21
	10:53	TOWSON - O'Neill,A. 45 yd field goal, 7-71 4:07	41 - 21
4th	06:53	TOWSON - Flacco,T. 2 yd run (Heron,Z. rush), 4-45 1:04	49 - 21
	02:59	TOWSON - Young,K. 1 yd pass from Stover,R. (O'Neill,A. kick), 12-53 6:59	56 - 21
	00:22	UALBANY - Karl Mofor 6 yd run (Ethan Stark kick), 6-76 2:30	56 - 28

WEEK 9: NO. 24 MAINE 28, UALBANY 9

Quickie Statistics (Final) UALbany vs #24 Maine (Oct 27, 2018 at Orono, Maine)

	UALBANY	MAINE
Score	9	28
FIRST DOWNS	11	17
RUSHES-YARDS (NET)	29-51	35-111
PASSING YDS (NET)	62	249
Passes Att-Comp-Int	30-10-1	32-22-1
TOTAL OFFENSE PLAYS-YARDS	59-113	67-360
Fumble Returns-Yards	0-0	0-0
Punt Returns-Yards	0-0	2-4
Kickoff Returns-Yards	3-65	3-64
Interception Returns-Yards	1-15	1-23
Punts (Number-Avg)	10-31.7	7-32.4
Fumbles-Lost	1-0	2-0
Penalties-Yards	6-40	8-80
Possession Time	26:32	33:28
Third-Down Conversions	3 of 17	2 of 11
Fourth-Down Conversions	0 of 1	0 of 1
Red-Zone Scores-Chances	2-3	3-4

UALbany

Rushing	No.	Gain	Loss	Net	TD	Lg	Avg
Karl Mofor	12	68	0	68	0	10	5.7
Ibitokun-Hanks	11	20	9	11	0	5	1.0
Dev Holmes	1	6	0	6	0	6	6.0
V. Testaverde	2	0	15	-15	0	0	-7.5

Passing	C-A-I	Yds	TD	Long	Sack
Will Brunson	5-17-0	32	0	19	3
V. Testaverde	3-7-1	12	0	9	2

Receiving	No.	Yards	TD	Long
Jerah Reeves	3	36	1	19
Dev Holmes	3	20	0	12
Karl Mofor	2	-6	0	0
Juwan Green	1	9	0	9

Punting	No.	Yds	Avg	Long	In20	TB
Neven Sussman	9	317	35.2	48	0	0
TEAM	1	0	0.0	0	0	0

Punt Returns	No.	Yards	TD	Long

Kick Returns	No.	Yards	TD	Long
Dev Holmes	2	50	0	29
Karl Mofor	1	15	0	15

Tackles	UA-A	Total	Sacks	TFL
Levi Metheny	4-5	9	0.0	0.0
Neven Sussman	2-7	9	0.0	0.0
AJ Mistler	1-8	9	0.0	0.5
Kareem Gibson	5-3	8	0.0	0.0

Maine

Rushing	No.	Gain	Loss	Net	TD	Lg	Avg
Jefferson, Ramo	19	95	2	93	1	12	4.9
Fitzpatrick, Jo	7	34	0	34	0	9	4.9
Young, Devin	1	8	0	8	0	8	8.0
Edwards, Earnes	1	0	1	-1	0	0	-1.0

Passing	C-A-I	Yds	TD	Long	Sack
Ferguson, Chris	21-30-1	244	1	77	2
TEAM	0-1-0	0	0	0	0

Receiving	No.	Yards	TD	Long
Edwards, Earnes	6	114	1	77
Blair, Jaquan	5	37	0	11
Miller, Andre	3	64	0	33
Young, Devin	3	11	0	5

Punting	No.	Yds	Avg	Long	In20	TB
Gelb, David	7	227	32.4	41	2	0

Punt Returns	No.	Yards	TD	Long
Elliott, Owen	1	3	0	0
Edwards, Earnes	1	1	0	1

Kick Returns	No.	Yards	TD	Long
Edwards, Earnes	3	64	0	28

Tackles	UA-A	Total	Sacks	TFL
Stevens, Deshaw	4-4	8	1.0	1.0
Hart, Darrius	4-3	7	0.0	0.0
Whitaker, Kayon	2-5	7	3.0	3.0
Sheffield, Ster	1-5	6	1.0	1.0

Qtr	Time	Scoring Play	V-H
1st	14:41	MAINE - Edwards, Earnes 77 yd pass from Ferguson, Chris (Doak, Kenny kick), 1-77 0:19	0 - 7
	04:34	MAINE - Ferguson, Chris 1 yd run (Doak, Kenny kick), 9-55 5:00	0 - 14
2nd	01:09	MAINE - Jefferson, Ramo 6 yd run (Doak, Kenny kick), 8-51 4:48	0 - 21
3rd	09:16	UALBANY - Ethan Stark 38 yd field goal, 8-19 3:52	3 - 21
4th	11:59	UALBANY - Jerah Reeves 14 yd pass from J. Undercuffler (Dev Holmes rush failed), 5-43 2:52	9 - 21
	07:55	MAINE - Dunn, Julian 5 yd pass from Belcher, Drew (Doak, Kenny kick), 8-70 3:57	9 - 28

2018 COMBINED STATISTICS

Record: 2-6 (0-5 CAA)

Date	Opponent	Score	Att.
9/1/18	at UP	L 7-33	34486
* 9/8/2018	at Rhode Island	L 26-45	6520
Sep 15, 201	MSU	W 30-27	6503
Sep 22, 201	SFU	W 35-28	3840
* Oct 06, 201	at William and Mary	L 22-25	7530
* Oct 13, 201	UR	L 24-27	4059
* Oct 20, 201	#13 TOWSON	L 28-56	7029
* Oct 27, 201	at #24 Maine	L 9-28	9248

Record:	Overall	Home	Away	Neutral
All games	2-6	2-2	0-4	0-0
Conference	0-5	0-2	0-3	0-0
Non-Conference	2-1	2-0	0-1	0-0

Rushing	gp-gs	att	gain	loss	net	avg	td	lg	avg/g
Ibitokun-Hanks	8-7	122	661	47	614	5.0	3	58	76.8
Karl Mofor	8-1	65	392	2	390	6.0	3	74	48.8
Jerah Reeves	8-8	1	6	0	6	6.0	0	6	0.8
Dev Holmes	8-8	4	14	8	6	1.5	0	8	0.8
Josh Garvin	1-0	1	2	0	2	2.0	0	2	2.0
Total	8	230	1139	230	909	4.0	8	74	113.6
Opponents	8	293	1365	220	1145	3.9	15	42	143.1

Team Statistics	UALBANY	OPP
FIRST DOWNS	138	162
Rushing	47	72
Passing	67	81
Penalty	24	9
RUSHING YARDAGE	909	1145
Rushing Attempts	230	293
Average Per Rush	4.0	3.9
Average Per Game	113.6	143.1
TDs Rushing	8	15
PASSING YARDAGE	1968	2043
Comp-Att-Int	133-259-13	167-250-6
Average Per Pass	7.6	8.2
Average Per Catch	14.8	12.2
Average Per Game	246.0	255.4
TDs Passing	13	18
TOTAL OFFENSE	2877	3188
Average Per Play	5.9	5.9
Average Per Game	359.6	398.5
KICK RETURNS: #-Yards	31-513	25-627
PUNT RETURNS: #-Yards	7-65	19-176
INT RETURNS: #-Yards	6-21	13-204
FUMBLES-LOST	13-4	12-6
PENALTIES-Yards	63-571	62-624
PUNTS-AVG	49-34.7	40-34.4
TIME OF POSSESSION/G	26:56	32:48
3RD-DOWN Conversions	29/101	37/103
4TH-DOWN Conversions	1/3	6/8

Passing	gp-gs	effic	comp	att	int	pct	yds	td	lg	avg/g
V. Testaverde	8-8	124.78	117	219	12	53.4	1714	11	88	214.2
Will Brunson	5-0	75.61	12	31	1	38.7	160	0	43	32.0
J. Undercuffler	1-0	113.53	2	6	0	33.3	18	1	14	18.0
Jerah Reeves	8-8	284.80	1	1	0	100.	22	0	22	2.8
Nyc Burns	1-0	0.00	0	1	0	0.0	0	0	0	0.0
Dev Holmes	8-8	883.60	1	1	0	100.	54	1	54	6.8
Total	8	121.70	133	259	13	51.4	1968	13	88	246.0
Opponents	8	154.40	167	250	6	66.8	2043	18	90	255.4

Interceptions	no.	yds	avg	td	lg
Levi Metheny	2	15	7.5	0	15
Neven Sussman	1	0	0.0	0	0
AJ Mistler	1	0	0.0	0	0
Dante Mount	1	7	7.0	0	7
Kareem Gibson	1	-1	-1.0	0	0

Receiving	gp-gs	no.	yds	avg	td	lg	avg/g
Dev Holmes	8-8	40	691	17.3	5	88	86.4
Jerah Reeves	8-8	32	498	15.6	3	65	62.2
D. McDonald	8-5	19	221	11.6	0	43	27.6
Karl Mofor	8-1	17	113	6.6	1	40	14.1
Juwan Green	6-3	15	310	20.7	3	60	51.7
LJ Wesneski	8-7	5	90	18.0	1	30	11.2
Ibitokun-Hanks	8-7	4	30	7.5	0	28	3.8
Lukas Repetti	6-1	1	15	15.0	0	15	2.5
Total	8	133	1968	14.8	13	88	246.0
Opponents	8	167	2043	12.2	18	90	255.4

Punting	no.	yds	avg	lg	tb	fc	i2050+	blk
Ethan Stark	25	885	35.4	45	0	5	7	0
Neven Sussman	22	787	35.8	48	0	5	1	0
Mike Bobak	1	28	28.0	28	0	1	0	0
TEAM	1	0	0.0	0	0	0	0	0

Field Goals	fg	pct.	01-19	20-29	30-39	40-49	50-99	lg	blk
Ethan Stark	10-11	90.9	0-0	5-5	4-4	0-1	1-1	51	0

Punt Returns	no.	yds	avg	td	lg
D. McDonald	7	65	9.3	1	67
Total	7	65	9.3	1	67
Opponents	19	176	9.3	1	69

Scoring	td	fg	PAT				dxp	saf	pts
			kick	rush	rcv	pass			
Ethan Stark	-	10-11	17-18	-	-	-	-	-	47
Dev Holmes	5	-	-	0-1	-	-	-	-	30
Karl Mofor	4	-	-	-	-	-	-	-	24
Ibitokun-Hanks	3	-	-	1-1	-	-	-	-	20
Jerah Reeves	3	-	-	-	-	-	-	-	18
Juwan Green	3	-	-	-	-	-	-	-	18
V. Testaverde	2	-	-	-	-	-	-	-	12
LJ Wesneski	1	-	-	-	-	-	-	-	6
D. McDonald	1	-	-	-	-	-	-	-	6
Total	22	10-11	17-19	1-2	-	0-1	-	-	181
Opponents	36	6-13	31-32	1-1	1	1-3	-	-	269

Kick Returns	no.	yds	avg	td	lg
D. McDonald	25	428	17.1	0	27
Dev Holmes	2	50	25.0	0	29
Karl Mofor	2	19	9.5	0	15
Juwan Green	1	16	16.0	0	16
AJ Mistler	1	0	0.0	0	0
Total	31	513	16.5	0	29
Opponents	25	627	25.1	1	91

Score by Quarters	1st	2nd	3rd	4th	OT	Total
UALbany	38	61	21	61	0	181
Opponents	78	99	53	39	0	269

All Purpose	g	rush	rcv	pr	kr	ir	total	avg/g
Dev Holmes	8	6	691	0	50	0	747	93.4
D. McDonald	8	0	221	65	428	0	714	89.2
Ibitokun-Hank	8	614	30	0	0	0	644	80.5
Karl Mofor	8	390	113	0	19	0	522	65.2
Jerah Reeves	8	6	498	0	0	0	504	63.0
Total	8	909	1968	65	513	21	3476	434.5
Opponents	8	1145	2043	176	627	204	4195	524.4

Total Offense	g	plays	rush	pass	total	avg/g
V. Testaverde	8	250	-81	1714	1633	204.1
Ibitokun-Hanks	8	122	614	0	614	76.8
Karl Mofor	8	65	390	0	390	48.8
Will Brunson	5	35	-21	160	139	27.8
Dev Holmes	8	5	6	54	60	7.5
Total	8	489	909	1968	2877	359.6
Opponents	8	543	1145	2043	3188	398.5

Tackles

Sacks

Pass defense

Fumbles

blkd

2018 TEAM STATISTICS

Team Statistics	UALBANY	OPP
SCORING	181	269
Points Per Game	22.6	33.6
Points Off Turnovers	17	44
FIRST DOWNS	138	162
Rushing	47	72
Passing	67	81
Penalty	24	9
RUSHING YARDAGE	909	1145
Yards gained rushing	1139	1365
Yards lost rushing	230	220
Rushing Attempts	230	293
Average Per Rush	4.0	3.9
Average Per Game	113.6	143.1
TDs Rushing	8	15
PASSING YARDAGE	1968	2043
Comp-Att-Int	133-259-13	167-250-6
Average Per Pass	7.6	8.2
Average Per Catch	14.8	12.2
Average Per Game	246.0	255.4
TDs Passing	13	18
TOTAL OFFENSE	2877	3188
Total Plays	489	543
Average Per Play	5.9	5.9
Average Per Game	359.6	398.5
KICK RETURNS: #-Yards	31-513	25-627
PUNT RETURNS: #-Yards	7-65	19-176
INT RETURNS: #-Yards	6-21	13-204
KICK RETURN AVERAGE	16.5	25.1
PUNT RETURN AVERAGE	9.3	9.3
INT RETURN AVERAGE	3.5	15.7
FUMBLES-LOST	13-4	12-6
PENALTIES-Yards	63-571	62-624
Average Per Game	71.4	78.0
PUNTS-Yards	49-1700	40-1377
Average Per Punt	34.7	34.4
Net punt average	31.1	31.3
KICKOFFS-Yards	37-2145	50-2927
Average Per Kick	58.0	58.5
Net kick average	36.3	41.3
TIME OF POSSESSION/Game	26:56	32:48
3RD-DOWN Conversions	29/101	37/103
3rd-Down Pct	29%	36%
4TH-DOWN Conversions	1/3	6/8
4th-Down Pct	33%	75%
SACKS BY-Yards	16-116	26-162
MISC YARDS	0	0
TOUCHDOWNS SCORED	22	36
FIELD GOALS-ATTEMPTS	10-11	6-13
ON-SIDE KICKS	0-2	0-0
RED-ZONE SCORES	(20-26) 77%	(27-35) 77%
RED-ZONE TOUCHDOWNS	(11-26) 42%	(23-35) 66%
PAT-ATTEMPTS	(17-19) 89%	(31-32) 97%
ATTENDANCE	21431	57784
Games/Avg Per Game	4/5358	4/14446
Neutral Site Games		0/0

Score by Quarters	1st	2nd	3rd	4th	OT	Total
UALbany	38	61	21	61	0	181
Opponents	78	99	53	39	0	269

2018 INDIVIDUAL STATISTICS

Rushing	gp-gs	att	gain	loss	net	avg	td	lg	avg/g
Ibitokun-Hanks	8-7	122	661	47	614	5.0	3	58	76.8
Karl Mofor	8-1	65	392	2	390	6.0	3	74	48.8
Jerah Reeves	8-8	1	6	0	6	6.0	0	6	0.8
Dev Holmes	8-8	4	14	8	6	1.5	0	8	0.8
Josh Garvin	1-0	1	2	0	2	2.0	0	2	2.0
TEAM	4-0	1	0	1	-1	-1.0	0	0	-0.2
Nyc Burns	1-0	1	0	6	-6	-6.0	0	0	-6.0
Will Brunson	5-0	4	0	21	-21	-5.2	0	0	-4.2
V. Testaverde	8-8	31	64	145	-81	-2.6	2	27	-10.1
Total	8	230	1139	230	909	4.0	8	74	113.6
Opponents	8	293	1365	220	1145	3.9	15	42	143.1

Passing	gp-gs	effic	comp	att	in	pct	yds	td	lg	avg/g
V. Testaverde	8-8	124.78	117	219	12	53.4	1714	11	88	214.2
Will Brunson	5-0	75.61	12	31	1	38.7	160	0	43	32.0
J. Undercuffler	1-0	113.53	2	6	0	33.3	18	1	14	18.0
Jerah Reeves	8-8	284.80	1	1	0	100.	22	0	22	2.8
Nyc Burns	1-0	0.00	0	1	0	0.0	0	0	0	0.0
Dev Holmes	8-8	83.60	1	1	0	100.	54	1	54	6.8
Total	8	121.70	133	259	13	51.4	1968	13	88	246.0
Opponents	8	154.40	167	250	6	66.8	2043	18	90	255.4

Receiving	gp-gs	no.	yds	avg	td	lg	avg/g
Dev Holmes	8-8	40	691	17.3	5	88	86.4
Jerah Reeves	8-8	32	498	15.6	3	65	62.2
D. McDonald	8-5	19	221	11.6	0	43	27.6
Karl Mofor	8-1	17	113	6.6	1	40	14.1
Juwan Green	6-3	15	310	20.7	3	60	51.7
LJ Wesneski	8-7	5	90	18.0	1	30	11.2
Ibitokun-Hanks	8-7	4	30	7.5	0	28	3.8
Lukas Repetti	6-1	1	15	15.0	0	15	2.5
Total	8	133	1968	14.8	13	88	246.0
Opponents	8	167	2043	12.2	18	90	255.4

Punt Returns	no.	yds	avg	td	lg
D. McDonald	7	65	9.3	1	67
Total	7	65	9.3	1	67
Opponents	19	176	9.3	1	69

Interceptions	no.	yds	avg	td	lg
Levi Metheny	2	15	7.5	0	15
Neven Sussman	1	0	0.0	0	0
Dante Mount	1	7	7.0	0	7
Kareem Gibson	1	-1	-1.0	0	0
AJ Mistler	1	0	0.0	0	0
Total	6	21	3.5	0	15
Opponents	13	204	15.7	1	79

Kick Returns	no.	yds	avg	td	lg
D. McDonald	25	428	17.1	0	27
Karl Mofor	2	19	9.5	0	15
Dev Holmes	2	50	25.0	0	29
Juwan Green	1	16	16.0	0	16
AJ Mistler	1	0	0.0	0	0
Total	31	513	16.5	0	29
Opponents	25	627	25.1	1	91

Fumble Returns	no.	yds	avg	td	lg
Dante Mount	1	24	24.0	0	24
Anthony Lang	1	2	2.0	0	2
Total	2	26	13.0	0	24
Opponents	1	30	30.0	0	30

2018 DEFENSIVE STATISTICS

#	Defensive Leaders	gp-gs	Tackles				Sacks no-yds	Pass defense			Fumbles		blkd	
			ua	a	tot	tfl/yds		int-yds	brup	qbh	rcv-yds	ff	kick	saf
45	Levi Metheny	8-8	39	34	73	7.0-19	.	2-15	2	2
44	Danny Damico	7-5	22	32	54	3.0-5	.	.	1	.	.	1	.	.
12	Eli Mencer	8-7	28	14	42	7.0-56	4.0-44	.	1	2	1-0	1	.	.
22	Kareem Brown	8-8	23	15	38	0.5-1	.	.	6	.	.	1	.	.
41	AJ Mistler	8-3	12	26	38	0.5-0	.	1-0
2	Tyler Carswell	5-5	18	17	35	1.0-1	.	.	1	1	2-0	.	.	.
10	Neven Sussman	8-3	12	22	34	.	.	1-0
3	Kareem Gibson	8-8	22	11	33	1.0-3	.	1--1	5	1	1-0	.	.	.
93	Antoine White	8-8	13	19	32	4.5-23	3.5-21	.	.	1
81	Brian Dolce	8-8	8	21	29	2.0-11	1.5-10	.	1
16	Dante Mount	8-0	18	10	28	.	.	1-7	1	.	1-24	.	.	.
27	Hayden Specht	6-4	14	13	27	1.5-6	1	.	.
31	Isaiah Watson	6-1	15	8	23	3.0-24	2.0-18	1	.	.
91	Anthony Lang	7-3	10	4	14	3.0-15	3.0-15	.	2	5	1-2	1	.	.
54	Nick Dillon	8-8	6	7	13	1.5-4	1.0-4	.	.	3
98	Dean Grogg	8-2	4	7	11	2.0-9	1.0-4	.	1	1	.	1	.	.
55	B. Wisniewski	8-0	5	5	10	0.5-1
23	Josh Wynn	2-2	5	5	10
94	Nick Griffin	4-3	3	6	9	0.5-0	.	.	1
92	Mazon Walker	8-0	2	4	6
29	Daniel Banks	8-1	2	2	4
72	Griffin Clancy	8-8	2	2	4
1	Ty Tobias	5-1	2	1	3
99	Roberto Roena	2-0	.	3	3	0.5-3
38	Luke Thompson	1-0	1	1	2
46	Kaija Collette	8-0	2	.	2
65	J. Dudzinski	8-5	2	.	2
47	Julian Conover	6-0	2	.	2	1	.
21	Karl Mofor	8-1	2	.	2
25	Xavier Smith	3-0	.	1	1
43	Tadriek Johnson	4-0	.	1	1
TM	TEAM	4-0	1	.	1
24	Ibitokun-Hanks	8-7	.	1	1
67	Sean Kennedy	8-8	1	.	1
97	Ibn Foster	2-0	1	.	1
5	Dev Holmes	8-8	1	.	1
4	Juwan Green	6-3	1	.	1
Total		8	299	292	591	39-181	16-116	6-21	22	16	6-26	7	1	.
Opponents		8	244	238	482	53-251	26-162	13-204	31	26	4-30	12	2	.

GAME BY GAME STATISTICS

Date	Opponent	Rushing				Receiving				Passing				Kick Returns				Punt Returns				tot off
		no.	yds	td	lg	no.	yds	td	lg	cmp-att-int	yds	td	lg	no.	yds	td	lg	no.	yds	td	lg	
9/1/18	at UP	28	60	0	23	18	263	1	40	18-29-2	263	1	40	1	21	0	21	0	0	0	0	323
9/8/2018	at Rhode Island	26	88	2	24	22	266	2	40	22-34-0	266	2	40	7	144	0	27	0	0	0	0	354
Sep 15	MSU	26	86	0	25	17	322	2	88	17-48-4	322	2	88	1	12	0	12	3	63	1	67	408
Sep 22	SFU	28	172	1	74	21	331	3	65	21-28-2	331	3	65	5	62	0	20	2	4	0	3	503
Oct 06	at William and Mary	41	264	2	58	9	131	0	42	9-24-2	131	0	42	2	22	0	22	0	0	0	0	395
Oct 13	UR	26	56	1	13	21	259	2	54	21-35-0	259	2	54	5	79	0	23	1	0	0	0	315
Oct 20	TOWSON	26	132	2	27	15	334	2	60	15-31-2	334	2	60	7	108	0	23	1	-2	0	0	466
Oct 27	at Maine	29	51	0	10	10	62	1	19	10-30-1	62	1	19	3	65	0	29	0	0	0	0	113
UAlbany		230	909	8	74	133	1968	13	88	133-259-1	1968	13	88	31	513	0	29	7	65	1	67	2877
		293	1145	15	42	167	2043	18	90	167-250-6	2043	18	90	25	627	1	91	19	176	1	69	3188

Games: 8 • Avg/rush: 4.0 • Avg/catch: 14.8 • Pass effic: 121.70 • KR avg: 16.5 • PR avg: 9.3 • All purpose avg/game: 434.5 • Total offense:

Date	Opponent	Tackles				Sacks	Fumble		Pass Defense			blkd	PAT Attempts			off			
		ua	a	total	tfl-yds	no-yds	ff	fr-yds	int-yds	qbh	brup	kick	kick	rush	rcv	saf	t/o	pts	
9/1/18	at UP	36	26	62	1.0-7	0.0-0	1	1-0	1-0	5	2	0	1-1	0	0	0	0	0	7
9/8/20	at Rhode Island	36	34	70	4.0-21	1.0-8	1	1-0	0-0	0	3	0	2-3	0	0	0	0	7	26
Sep 1	MSU	33	56	89	10.0-34	5.0-24	3	3-2	0-0	1	5	0	3-3	0	0	0	0	30	
Sep 2	SFU	34	42	76	5.0-21	2.0-12	0	0-0	0-0	3	2	0	3-3	1	0	0	0	35	
Oct 06	at William and Mary	46	14	60	7.0-53	4.0-43	0	0-0	1-0	1	1	1	1-2	0	0	0	0	22	
Oct 13	UR	43	34	77	3.0-8	0.0-0	2	1-24	1-7	4	2	0	3-3	0	0	0	7	24	
Oct 20	TOWSON	40	44	84	5.0-15	2.0-10	0	0-0	2--1	2	5	0	4-4	0	0	0	0	28	
Oct 27	at Maine	31	42	73	4.0-22	2.0-19	0	0-0	1-15	0	2	0	0-0	0	0	0	3	9	
UAlbany		299	292	591	39.0-181	16.0-116	7	6-26	6-21	16	22	1	17-19	1	0	0	17	181	
		244	238	482	53.0-251	26.0-174	12	4-30	13-204	26	31	2	31-32	1	1	0	44	269	

Date	Opponent	Punting										Field Goals			Kickoffs				
		no.	yds	avg	long	blkd	tb	fc	50+	i20	md-att	long	blkd	no.	yds	avg	tb	ob	
9/1/18	at UP	5	181	36.2	42	0	0	1	0	2	0-0	0	0	2	109	54.5	0	0	
9/8/20	at Rhode Island	6	195	32.5	37	0	0	2	0	0	0-0	0	0	4	222	55.5	0	0	
Sep 1	MSU	7	251	35.9	45	0	0	0	0	2	3-3	51	0	7	434	62.0	3	0	
Sep 2	SFU	3	118	39.3	44	0	0	1	0	1	2-2	31	0	6	328	54.7	0	0	
Oct 06	at William and Mary	5	168	33.6	40	0	0	2	0	2	3-4	32	0	5	302	60.4	1	1	
Oct 13	UR	6	223	37.2	44	0	0	2	0	1	1-1	29	0	5	295	59.0	2	1	
Oct 20	TOWSON	7	247	35.3	44	0	0	2	0	0	0-0	0	0	5	279	55.8	1	0	
Oct 27	at Maine	10	317	31.7	48	1	0	1	0	0	1-1	38	0	3	176	58.7	0	0	
UAlbany		49	1700	34.7	48	1	0	11	0	8	10-11	51	0	37	2145	58.0	7	2	
		40	1377	34.4	56	1	3	9	3	11	6-13	45	0	50	2927	58.5	14	2	

OPPONENT GAME BY GAME STATISTICS

Date	Opponent	Rushing				Receiving				Passing				Kick Returns				Punt Returns				tot off		
		no.	yds	td	lg	no.	yds	td	lg	cmp	att	int	yds	td	lg	no.	yds	td	lg	no.	yds		td	lg
9/1/18	at UP	37	238	2	20	17	169	2	42	17	23	1	169	2	42	2	98	1	91	2	2	0	4	407
9/8/2018	at Rhode Island	31	62	1	17	25	338	4	59	25	31	0	338	4	59	3	50	0	20	3	108	1	69	400
Sep 15	MSU	51	229	1	27	7	131	2	90	7	18	0	131	2	90	4	75	0	31	6	16	0	12	360
Sep 22	SFU	32	74	1	13	19	286	3	57	19	34	0	286	3	57	5	123	0	42	1	-2	0	0	360
Oct 06	at William and Mary	30	38	1	9	24	263	2	50	24	32	1	263	2	50	3	108	0	57	2	3	0	3	301
Oct 13	UR	35	152	3	28	27	286	0	38	27	41	1	286	0	38	2	58	0	38	1	9	0	9	438
Oct 20	TOWSON	42	241	4	42	26	321	3	42	26	39	2	321	3	42	3	51	0	23	2	36	0	31	562
Oct 27	at Maine	35	111	2	12	22	249	2	77	22	32	1	249	2	77	3	64	0	28	2	4	0	1	360
Opponents		293	1145	15	42	167	2043	18	90	167	250	6	2043	18	90	25	627	1	91	19	176	1	69	3188
		230	909	8	74	133	1968	13	88	133	259	1	1968	13	88	31	513	0	29	7	65	1	67	2877

Games: 8 • Avg/rush: 3.9 • Avg/catch: 12.2 • Pass effic: 154.40 • KR avg: 25.1 • PR avg: 9.3 • All purpose avg/game: 524.4 • Total offense a

Date	Opponent	Tackles				Sacks		Fumble		Pass Defense			blkd	PAT Attempts			off		
		ua	a	total	tfl-yds	no-yds	ff	fr-yds	int-yds	qbh	brup	kick	kick	rush	rcv	saf	t/o	pts	
9/1/18	at UP	38	14	52	6.0-35	5.0-33	0	0-0	2-79	9	1	0	3-4	0	0	0	6	33	
9/8/20	at Rhode Island	27	42	69	6.0-27	4.0-23	2	2-30	0-0	0	2	0	6-6	0	0	0	14	45	
Sep 1	MSU	24	34	58	5.0-19	1.0-13	1	1-0	4-71	4	7	0	3-3	0	0	0	14	27	
Sep 2	SFU	28	46	74	4.0-26	1.0-11	1	0-0	2-25	5	2	0	4-4	0	0	0	0	28	
Oct 06	at William and Mary	38	12	50	7.0-21	2.0-12	0	0-0	2-7	1	6	1	2-2	0	1	0	0	25	
Oct 13	UR	34	26	60	8.0-48	5.0-35	4	1-0	0-0	5	5	0	3-3	0	0	0	0	27	
Oct 20	TOWSON	30	28	58	6.0-26	3.0-13	3	0-0	2--1	2	2	0	6-6	1	0	0	10	56	
Oct 27	at Maine	25	36	61	11.0-49	5.0-34	1	0-0	1-23	0	6	1	4-4	0	0	0	0	28	
Opponents		244	238	482	53.0-251	26.0-174	12	4-30	13-204	26	31	2	31-32	1	1	0	44	269	
		299	292	591	39.0-181	16.0-116	7	6-26	6-21	16	22	1	17-19	1	0	0	17	181	

Date	Opponent	Punting										Field Goals			Kickoffs				
		no.	yds	avg	long	blkd	tb	fc	50+	i20	md-att	long	blkd	no.	yds	avg	tb	ob	
9/1/18	at UP	2	93	46.5	56	0	0	0	1	2	0-0	0	0	6	390	65.0	5	0	
9/8/20	at Rhode Island	4	96	24.0	32	0	0	2	0	1	1-1	28	0	8	459	57.4	1	0	
Sep 1	MSU	10	359	35.9	50	0	1	0	1	2	0-1	0	0	5	312	62.4	4	0	
Sep 2	SFU	5	177	35.4	43	0	1	1	0	1	0-1	0	0	5	271	54.2	0	0	
Oct 06	at William and Mary	6	175	29.2	36	1	0	1	0	1	1-3	39	0	5	302	60.4	3	0	
Oct 13	UR	4	160	40.0	46	0	1	1	0	1	2-3	32	0	6	305	50.8	0	1	
Oct 20	TOWSON	2	90	45.0	51	0	0	0	1	1	2-3	45	0	10	603	60.3	0	0	
Oct 27	at Maine	7	227	32.4	41	0	0	4	0	2	0-1	0	0	5	285	57.0	1	1	
Opponents		40	1377	34.4	56	1	3	9	3	11	6-13	45	0	50	2927	58.5	14	2	
		49	1700	34.7	48	1	0	11	0	8	10-11	51	0	37	2145	58.0	7	2	

2018 GAME HIGHS

UALBANY INDIVIDUAL GAME HIGHS

Rushes	25	Ibitokun-Hanks at William and Mary (Oct 06, 2018)
Yards Rushing	221	Ibitokun-Hanks at William and Mary (Oct 06, 2018)
TD Rushes	1	V. Testaverde at Rhode Island (9/8/2018)
	1	Karl Mofoer at Rhode Island (9/8/2018)
	1	Ibitokun-Hanks vs SFU (Sep 22, 2018)
	1	Karl Mofoer at William and Mary (Oct 06, 2018)
	1	Ibitokun-Hanks at William and Mary (Oct 06, 2018)
	1	Ibitokun-Hanks vs UR (Oct 13, 2018)
	1	Karl Mofoer vs TOWSON (Oct 20, 2018)
	1	V. Testaverde vs TOWSON (Oct 20, 2018)
Long Rush	74	Karl Mofoer vs SFU (Sep 22, 2018)
Pass attempts	43	V. Testaverde vs MSU (Sep 15, 2018)
Pass completions	21	V. Testaverde at Rhode Island (9/8/2018)
	21	V. Testaverde vs SFU (Sep 22, 2018)
Yards Passing	331	V. Testaverde vs SFU (Sep 22, 2018)
TD Passes	3	V. Testaverde vs SFU (Sep 22, 2018)
Long Pass	88	V. Testaverde vs MSU (Sep 15, 2018)
Receptions	9	Dev Holmes at UP (9/1/18)
Yards Receiving	238	Dev Holmes vs MSU (Sep 15, 2018)
TD Receptions	2	Dev Holmes vs SFU (Sep 22, 2018)
	2	Juwan Green vs TOWSON (Oct 20, 2018)
Long Reception	88	Dev Holmes vs MSU (Sep 15, 2018)
Field Goals	3	Ethan Stark vs MSU (Sep 15, 2018)
	3	Ethan Stark at William and Mary (Oct 06, 2018)
Long Field Goal	51	Ethan Stark vs MSU (Sep 15, 2018)
Punts	9	Neven Sussman at Maine (Oct 27, 2018)
Punting Avg	39.3	Ethan Stark vs SFU (Sep 22, 2018)
Long Punt	48	Neven Sussman at Maine (Oct 27, 2018)
Punts inside 20	2	Ethan Stark at UP (9/1/18)
	2	Ethan Stark vs MSU (Sep 15, 2018)
	2	Ethan Stark at William and Mary (Oct 06, 2018)
Long Punt Return	67	D. McDonald vs MSU (Sep 15, 2018)
Long Kickoff Return	29	Dev Holmes at Maine (Oct 27, 2018)
Tackles	16	Danny Damico vs MSU (Sep 15, 2018)
Sacks	2.0	Anthony Lang vs MSU (Sep 15, 2018)
	2.0	Eli Mencer at Maine (Oct 27, 2018)
Tackles For Loss	2.0	Levi Metheny vs MSU (Sep 15, 2018)
	2.0	Anthony Lang vs MSU (Sep 15, 2018)
	2.0	Isaiiah Watson vs SFU (Sep 22, 2018)
	2.0	Eli Mencer at Maine (Oct 27, 2018)
Interceptions	1	Neven Sussman at UP (9/1/18)
	1	Levi Metheny at William and Mary (Oct 06, 2018)
	1	Dante Mount vs UR (Oct 13, 2018)
	1	Kareem Gibson vs TOWSON (Oct 20, 2018)
	1	AJ Mistler vs TOWSON (Oct 20, 2018)
	1	Levi Metheny at Maine (Oct 27, 2018)

OPPONENT INDIVIDUAL GAME HIGHS

Rushes	25	JORDAN-TONEY, J. vs SFU (Sep 22, 2018)
Yards Rushing	107	HARRIS, DeAndre, vs MSU (Sep 15, 2018)
TD Rushes	2	Flacco, T., vs TOWSON (Oct 20, 2018)
Long Rush	42	Thaenrat, Y., vs TOWSON (Oct 20, 2018)
Pass attempts	41	Joe Mancuso, vs UR (Oct 13, 2018)
Pass completions	27	Joe Mancuso, vs UR (Oct 13, 2018)
Yards Passing	317	Lawson, at Rhode Island (9/8/2018)
TD Passes	4	Lawson, at Rhode Island (9/8/2018)
Long Pass	90	HARRIS, DeAndre, vs MSU (Sep 15, 2018)
Receptions	9	Aa. Parker, at Rhode Island (9/8/2018)
	9	Coulter, at Rhode Island (9/8/2018)
	9	C. Simpson, vs UR (Oct 13, 2018)
Yards Receiving	146	Aa. Parker, at Rhode Island (9/8/2018)
TD Receptions	2	Araujo-Lopes, R, at UP (9/1/18)
	2	BAILEY, Manasseh, vs MSU (Sep 15, 2018)
	2	DeVonte Dedmon, at William and Mary (Oct 06, 2018)
Long Reception	90	BAILEY, Manasseh, vs MSU (Sep 15, 2018)
Field Goals	2	Griffin Trau, vs UR (Oct 13, 2018)
	2	O'Neill, A., vs TOWSON (Oct 20, 2018)
Long Field Goal	45	O'Neill, A., vs TOWSON (Oct 20, 2018)
Punts	10	O'SHEA, Nicholas, vs MSU (Sep 15, 2018)
Punting Avg	46.5	Christodoulou, at UP (9/1/18)
Long Punt	56	Christodoulou, at UP (9/1/18)
Punts inside 20	2	Christodoulou, at UP (9/1/18)
	2	O'SHEA, Nicholas, vs MSU (Sep 15, 2018)
	2	Gelb, David, at Maine (Oct 27, 2018)
Long Punt Return	69	A. Dorsey, at Rhode Island (9/8/2018)
Long Kickoff Return	91	Ffrench, M., at UP (9/1/18)
Tackles	9	Justin Rubin, vs UR (Oct 13, 2018)
Sacks	3.0	Andrew Clyde, vs UR (Oct 13, 2018)
	3.0	Whitaker, Kayon, at Maine (Oct 27, 2018)
Tackles For Loss	3.0	Mack III, at Rhode Island (9/8/2018)
	3.0	Justin Rubin, vs UR (Oct 13, 2018)
	3.0	Andrew Clyde, vs UR (Oct 13, 2018)
	3.0	Whitaker, Kayon, at Maine (Oct 27, 2018)
Interceptions	3	SMALL, Donte, vs MSU (Sep 15, 2018)

UALBANY TEAM GAME HIGHS

Rushes	41	at William and Mary (Oct 06, 2018)
Yards Rushing	264	at William and Mary (Oct 06, 2018)
Yards Per Rush	6.4	at William and Mary (Oct 06, 2018)
TD Rushes	2	at Rhode Island (9/8/2018)
	2	at William and Mary (Oct 06, 2018)
	2	vs TOWSON (Oct 20, 2018)
Pass attempts	48	vs MSU (Sep 15, 2018)
Pass completions	22	at Rhode Island (9/8/2018)
Yards Passing	334	vs TOWSON (Oct 20, 2018)
Yards Per Pass	11.8	vs SFU (Sep 22, 2018)
TD Passes	3	vs SFU (Sep 22, 2018)
Total Plays	74	vs MSU (Sep 15, 2018)
Total Offense	503	vs SFU (Sep 22, 2018)
Yards Per Play	9.0	vs SFU (Sep 22, 2018)
Points	35	vs SFU (Sep 22, 2018)
Sacks By	5	vs MSU (Sep 15, 2018)
First Downs	20	vs SFU (Sep 22, 2018)
Penalties	10	at Rhode Island (9/8/2018)
	10	vs UR (Oct 13, 2018)
Penalty Yards	122	vs UR (Oct 13, 2018)
Turnovers	5	vs MSU (Sep 15, 2018)
Interceptions By	2	vs TOWSON (Oct 20, 2018)
Punts	10	at Maine (Oct 27, 2018)
Punting Avg	39.3	vs SFU (Sep 22, 2018)
Long Punt	48	at Maine (Oct 27, 2018)
Punts inside 20	2	at UP (9/1/18)
	2	vs MSU (Sep 15, 2018)
	2	at William and Mary (Oct 06, 2018)
Long Punt Return	67	vs MSU (Sep 15, 2018)

OPPONENT TEAM GAME HIGHS

Rushes	51	vs MSU (Sep 15, 2018)
Yards Rushing	241	vs TOWSON (Oct 20, 2018)
Yards Per Rush	6.4	at UP (9/1/18)
TD Rushes	4	vs TOWSON (Oct 20, 2018)
Pass attempts	41	vs UR (Oct 13, 2018)
Pass completions	27	vs UR (Oct 13, 2018)
Yards Passing	338	at Rhode Island (9/8/2018)
Yards Per Pass	10.9	at Rhode Island (9/8/2018)
TD Passes	4	at Rhode Island (9/8/2018)
Total Plays	81	vs TOWSON (Oct 20, 2018)
Total Offense	562	vs TOWSON (Oct 20, 2018)
Yards Per Play	6.9	vs TOWSON (Oct 20, 2018)
Points	56	vs TOWSON (Oct 20, 2018)
Sacks By	5	at UP (9/1/18)
	5	vs UR (Oct 13, 2018)
	5	at Maine (Oct 27, 2018)
First Downs	30	vs TOWSON (Oct 20, 2018)
Penalties	12	vs MSU (Sep 15, 2018)
Penalty Yards	132	vs UR (Oct 13, 2018)
Turnovers	3	vs MSU (Sep 15, 2018)
Interceptions By	4	vs MSU (Sep 15, 2018)
Punts	10	vs MSU (Sep 15, 2018)
Punting Avg	46.5	at UP (9/1/18)
Long Punt	56	at UP (9/1/18)
Punts inside 20	2	at UP (9/1/18)
	2	vs MSU (Sep 15, 2018)
	2	at Maine (Oct 27, 2018)
Long Punt Return	69	at Rhode Island (9/8/2018)