



UNIVERSITY AT ALBANY

2015-16 WOMEN'S BASKETBALL

FOUR-TIME AMERICA EAST CHAMPION



Contact: Dave Vatz • Assistant Director of Media Relations
Office: 518-442-3072 • Cell: 518-391-5165 • Email: dvatz@albany.edu

2015-16 Schedule/Results

NOVEMBER (4-1)

15	PEPPERDINE	W 64-49
18	at Boston University	W 83-43
21	vs. Toledo#	W 63-55
22	@ Rhode Island#	W 67-58
27	at Tennessee	L 55-63

DECEMBER (5-2)

1	PROVIDENCE	W 71-58
5	at Army West Point	L 62-65
9	at Fairfield	W 62-50
12	at Siena%	W 61-42
18	vs. UC Davis\$	W 80-70
20	at USC\$	L 67-68
30	YALE	W 74-70

JANUARY (8-0)

6	at UMBC*	W 77-42
9	VERMONT*	W 72-43
13	at New Hampshire*	W 78-52
16	MAINE*	W 64-59
18	at Binghamton*	W 59-47
21	STONY BROOK*	W 73-54
27	at UMass Lowell*	W 85-55
31	at Hartford*	W 78-41

FEBRUARY (7-1)

3	UMBC*!	W 63-39
6	at Vermont*	W 75-40
8	BINGHAMTON*	W 64-58
11	NEW HAMPSHIRE*	W 85-48
14	at Maine*	L 53-65
17	at Stony Brook*	W 62-49
25	UMASS LOWELL*	W 88-57
28	HARTFORD*	W 84-39

MARCH (2-0)

5	vs. Vermont^	W 95-43
6	at Binghamton^	W 79-43
11	MAINE^^	4:30 p.m.

Home games in **BOLD CAPS (SEFCU ARENA)**

All games are Eastern Time

* America East Conference Opponent

^ America East Tournament (Vestal, N.Y.)

^^ America East Title Game (Albany, N.Y.)

URI Tournament (Kingston, R.I.)

% Albany Cup (Times Union Center)

\$ USC Tournament (Los Angeles, Calif.)

! Big Purple Growl (SEFCU Arena)



GAME #31



AE CHAMPIONSHIP

RV/RV UAlbany (26-4, 15-1 AE) vs. Maine (26-7, 15-1 AE)

Friday, March 11th, 2016 - 4:30 p.m. ET

TV: ESPNU/WatchESPN | Radio: Fox Sports 980

SEFCU Arena (4,538) - Albany, N.Y.

UAlbany and Maine Battle for 2016 America East Title

The 2015-16 America East regular season co-champions will meet at the SEFCU Arena to determine the league's champion as 1-seed UAlbany and 2-seed Maine battle on Friday, March 11th at 4:30 p.m. The winner earns the league's automatic berth into the NCAA Tournament.

UAlbany and Maine split the regular season title with each going 15-1 in America East play. UAlbany, the four-time defending America East Tournament champion, defeated Vermont and Binghamton to earn the title game berth, standing at 26-4 overall. Maine, in its first America East title game since 2004, had wins over New Hampshire and Stony Brook to enter Friday at 26-7 overall.

UAlbany stands with four America East titles overall after winning as many in the last four years, bringing a 13-game winning streak in tournament play into Friday. UAlbany won last year's title as a 2-seed with a 84-75 victory at home over 5-seed Hartford. In 2004, 1-seed Maine defeated 3-Boston University 68-43 in West Hartford.

The two sides split during the regular season with UAlbany winning 64-59 at home on January 16th and Maine winning in Bangor 65-53 on February 14th. UAlbany has won 11 of the last 13 matchups against the Black Bears, with Maine leading the overall series against the Great Danes 18-15. UAlbany has won its last 16 games at home, with Maine being the last to defeat the Great Danes at SEFCU with a 52-44 victory on February 1st, 2015. UAlbany is 1-2 against Maine in the America East Tournament: the two last met on March 12th, 2009 as 8-seed UAlbany beat 9-seed Maine 63-43 in West Hartford.

POSSIBLE STARTERS

Player	Pos.	Ht.	G/GS	PPG	RPG	Notes
#1 Erin Coughlin	G	5-6	30/30	5.2	2.1	Has 47 of team's 72 3-pt field goals
#12 Imani Tate	G	5-8	30/16	18.3	5.5	AE All-Conf. First Team guard
#23 Zakiya Saunders	G	5-9	30/29	11.4	4.2	215 assists this season, UAlbany record
#25 Shereesha Richards	F	6-1	30/30	23.5	8.5	Three-time AE Player of the Year
#34 Cassandra Edwards	G/F	5-10	20/16	0.9	2.7	AE All-Academic Team

POSSIBLE RESERVES

#2 Aubrey Hernandez	G	5-6	10/0	0.2	0.5	First collegiate basket vs. UMBC
#10 Bailey Hixson	G/F	6-1	11/0	3.1	1.4	10-20 from three-point range
#13 Bose Aiyalogbe	G	6-0	28/15	1.4	2.1	Started 14 of the last 19 games
#15 Jessica Féquière	G/F	5-11	0/0	0.0	0.0	8 pts., 6 boards in 2014 season opener
#22 Heather Forster	F	6-2	27/6	2.4	4.0	Leads UAlbany rookies in scoring, rebounding
#33 Tiana-Jo Carter	F/C	6-2	25/7	8.3	6.1	AE Sixth Player of the Year

2015-16 UAlbany Women's Basketball Game Notes - vs. Maine 3/11 - AE Title Game

UAlbany	Tale of the Tape	Maine
26-4	Overall Record	26-7
15-1	Conference Record	15-1
W-5	Streak	W-14
71.4	Points Per Game	61.1
52.2	Points Allowed Per Game	49.7
+19.2	Scoring Margin	+11.3
38.4	Rebounds Per Game	32.9
26.6	Opp. Rebounds Per Game	31.2
+11.8	Rebounding Margin	+1.8
49.0%	Field Goal Percentage	43.1%
36.5%	Opp. Field Goal Percentage	38.9%
29.5%	3-Point Percentage	33.2%
33.7%	Opp. 3-Point Percentage	26.0%
68.8%	Free Throw Percentage	73.2%
16.3	Assists Per Game	15.8
14.5	Turnovers Per Game	12.2
19.3	Opposing Turnovers Per Game	16.0
+4.8	Turnover Margin	+3.8
10.4	Steals Per Game	8.5
2.5	Blocks Per Game	1.4

2015-16 UAlbany WBB Awards

Tiana-Jo Carter

--America East Sixth Player of the Year

Cassandra Edwards

--America East All-Academic Team

Sheeresha Richards

--Naismith Midseason 30 Team
 --Naismith Early Season 50 Watch List
 --America East Player of the Year
 --America East All-Conference First Team
 --America East All-Defensive Team
 --Senior CLASS Award Candidate
 --NCAA Starting Five 1/18
 --America East Player of the Week 1/16
 --America East Player of the Week 1/9
 --America East Player of the Week 1/2
 --America East Player of the Week 12/21
 --America East Player of the Week 12/7
 --Women of Troy Classic All-Tournament Team
 --URI Tip-Off All-Tournament Team
 --America East Preseason All-Conference

Zakiya Saunders

--America East All-Conference Second Team

Imani Tate

--America East All-Conference First Team
 --America East All-Defensive Team
 --America East Player of the Week 2/29
 --America East Player of the Week 12/14
 --America East Player of the Week 11/23
 --URI Tip-Off All-Tournament Team MVP
 --America East Preseason All-Conference

UAlbany

--America East Regular Season Co-Champion
 --America East Preseason Pick #1

UALBANY EARNS SHARE OF AE SEASON TITLE 4TH-STRAIGHT YEAR

For the fourth-straight season, UAlbany has earned at least a share of the America East regular season title, finishing with a 15-1 record. UAlbany tied with Maine, which also went 15-1, for first place in the league. In those four years, UAlbany combined for a 60-4 record in conference play.

UAlbany earned the 1-seed over Maine for having the higher rating percentage index (RPI), the fourth tiebreaker on the list. Going into the league tournament, UAlbany's RPI was 52 while Maine's was 69.

RICHARDS NAMED TO NAISMITH MIDSEASON 30 TEAM

On February 11th, **Shereesha Richards** was named to the Naismith Trophy Midseason 30 for Women's College Player of the Year.

She is the first UAlbany player to advance this far in the Naismith Trophy List and is a two-time member of the 50-player watch list. Richards was not chosen as one of the 10 semifinalists on March 3rd.

RICHARDS - 2000+ POINTS, 1000+ REBOUNDS

Shereesha Richards has joined some elite company in DI, being one of just three active women's basketball players with over 2,000 points and 1,000 rebounds in her career. The only other active DI players with over 2,000 points and 1,000 rebounds are Breanna Stewart of UConn and Jillian Alleyne of Oregon.

UALBANY STAYS TO #7 IN MID-MAJOR POLL

UAlbany held to #7 in the 16th week of the College Insider Women's Mid-Major Top-25, released on March 1st. It is the 26th consecutive poll, dating back to last season, where the Great Danes are in the top-20 of the poll.

The Great Danes picked up 533 points in the poll, released every Tuesday. UAlbany is currently the highest-ranked mid-major in the state of New York and the highest ranked mid-major from the America East Conference.

ACCURATE SHOOTERS

Ranking fourth in Division I in field goal percentage, UAlbany is shooting 49.0% from the floor. No other America East team shoots over 43%. Three UAlbany players, **Shereesha Richards, Zakiya Saunders** and **Tiana-Jo Carter** all shoot above 52.0%.

RICHARDS CLIMBING AMERICA EAST SCORING LADDER

Shereesha Richards stands with 2,372 points in her collegiate career, ranking 4th in America East women's basketball history in scoring. She joined the 2,000-point club vs. Vermont on January 9th, 2016.

Former Maine standout Cindy Blodgett is the league's all-time leader in scoring with 3,005 points from 1994-98.

America East All-Time Scoring List

1. Cindy Blodgett, Maine (1994-98): 3,005 points
2. Rachel Bouchard, Maine (1987-91): 2,405 points
3. Jamie Cassidy, Maine (1996-00): 2,380 points
4. **Shereesha Richards, UAlbany (2012-): 2,372 points**

2015-16 UAlbany Women's Basketball Game Notes - vs. Maine 3/11 - AE Title Game

2015-16 America East Conference Standings

(as of 3/9)

Team	A-East	Overall	Streak
UAlbany	15-1	26-4	W-5
Maine	15-1	26-7	W-14
Binghamton	8-8	14-17	L-1
Stony Brook	8-8	17-14	L-1
UMBC	8-8	17-14	L-3
Hartford	7-9	11-19	L-5
New Hampshire	6-10	12-18	L-1
Vermont	4-12	9-21	L-1
UMass Lowell	1-15	4-24	L-5

IMANI TATE REACHES 1,000-POINT MARK

Imani Tate surpassed the 1,000-point mark on February 6th at Vermont, currently standing with 1,153 points in her college career. Tate is the 13th player in UAlbany history to reach 1,000 points. She currently ranks seventh all-time in scoring in UAlbany women's basketball history.

Last season, Tate had the fourth-highest scoring season in UAlbany history, averaging 14.2 points a game for 469 points total.

STAR SCORERS

UAlbany is one of four women's basketball programs in Division I that has the top two scorers in a conference.

Shereesha Richards is leading the team with 23.5 points a contest, while **Imani Tate** is earning 18.3 points a game. The UAlbany single season record, by Richards last year, is 21 points a game.

WINNINGEST SENIOR CLASS AT UALBANY

UAlbany seniors **Shereesha Richards** and **Erin Coughlin** have entered their final year in a UAlbany uniform in the 2015-16 season. In their careers, UAlbany has gone a combined 105-22 overall and 60-4 in America East play, earning three conference tournament titles.

RICHARDS - 6TH LEADING ACTIVE SCORER IN DI

With 2,372 points in her career, **Shereesha Richards** stands sixth among all active Division I women's basketball players in scoring. She ranks in the top 10 among active players in other categories: fourth in field goals made (917), seventh in field goal % (59.1%), sixth in free throws made (524) and 10th in steals (270).

SAUNDERS EARNS UALBANY SEASON ASSIST RECORD

Zakiya Saunders is racking up stats as UAlbany's point guard, leading the America East and standing third in Division I with 7.2 assists per game, over two higher than any other player in the conference. She stands with 215 assists, a program record, through 30 games and is tied for fifth in program history with 346 career assists.

The UAlbany single season assists record was 159 by Sarah Royals in the 2013-14 season. The America East single season record is 234 assists by Amy Vachon of Maine in the 1998-99 season.

2015-16 UALBANY WOMEN'S BASKETBALL

QUICK FACTS

GENERAL INFORMATION

Location	Albany, N.Y.
Enrollment	13,100
Founded	1844
Facility	SEFCU Arena
Capacity	4,538
Nickname	Great Danes
Colors	Purple and Gold
Conference	America East
President	Dr. Robert J. Jones
Athletic Director	Mark Benson

COACHING STAFF

Head Coach	Katie Abrahamson-Henderson
Alma Mater	Iowa '90
UAlbany Record/Years	144-46/6th
Phone	518-442-3062
Email	coachabe@albany.edu
Assistant Coaches	Mary Grimes (Siena '03)
.....	Tahnee Balerio (Missouri State '08)
.....	Isoken Uzamere (Hofstra '11)
Director of Operations ...	Elizabeth Tapler (Pacific Lutheran '15)
Graduate Assistant Manager	Jordyn Wartts (Skidmore '14)
WBB Trainer	John Sylak
Strength and Conditioning Coach	Bridget Pryal
Manager	Cristina Alston

TEAM OUTLOOK

2014-15 Record	24-9
America East Record	14-2 (t-1st)
Letterwinners Returning/Lost	8/2
Starters Returning/Lost	3/2

RETURNERS (8, S-starter)

Name	Ht.	Cl.	Pos.	2014-15 Stats
Bose Aiyalogbe	6-0	R-So.	G	Played in 14 games
Tiana-Jo Carter (S)	6-3	So.	F/C	6.6 ppg, 5.6 rpg, 37 BLK
Erin Coughlin	5-6	Sr.	G	3.1 ppg, 28% 3-pt.
Cassandra Edwards	5-10	Jr.	G/F	1.7 ppg, 12 starts
Jessica Féquière	5-11	Jr.	G/F	2.3 ppg, 43.2% FG
Shereesha Richards (S)	6-1	Sr.	F	21 ppg, 8.8 rpg, 58.3% FG
Zakiya Saunders (S)	5-9	Jr.	G	7.7 ppg, 3.3 rpg, 3.7 apg
Imani Tate	5-8	Jr.	G	14.2 ppg, 6.1 rpg

NEWCOMERS (5)

Name	Ht.	Cl.	Pos.	Hometown
Heather Forster	6-2	Fr.	F	Huntington, N.Y.
Aubrey Hernandez	5-6	R-Jr.	G	Troy, N.Y.
Bailey Hixson	6-1	Jr.	G/F	Shortsville, N.Y.

MEDIA RELATIONS

Asst. Director of Media Relations/WBB Contact	Dave Vatz
E-mail	dvatz@albany.edu
Office Phone	518-442-3072
Cell Phone	518-391-5165
SID Fax	518-442-3139
Website	www.UAlbanySports.com
Twitter	@UAlbanySports
Facebook	www.facebook.com/ualbanysports
SID Mailing Address	PE 307
.....	1400 Washington Avenue
.....	Albany, N.Y. 12222

2015-16 America East Team Rankings (as of: 3/8)

Team

--Scoring Offense: 1st (71.4 points per game)
--Scoring Defense: 2nd (52.2 points per game)
--Scoring Margin: 1st (+19.3 points per game)
--Field Goal %: 1st (49.0%)
--Field Goal % Defense: 1st (36.5%)
--3-Point Field Goal %: 5th (29.5%)
--3-Point Field Goal % Defense: 8th (33.7%)
--3-Point Field Goals Made: 9th (2.4 per game)
--Free Throw %: 9th (68.8%)
--Rebounding Margin: 1st (+11.8)
--Blocks: 5th (2.5 blocks per game)
--Assists: 1st (16.3 assists per game)
--Steals: 1st (10.4 steals per game)
--Turnover Margin: 1st (+4.80)
--Assist/Turnover Ratio: 2nd (1.1)

2015-16 America East Player Rankings (as of: 3/8)

Tiana-Jo Carter

--Scoring: 23th (8.3 points per game)
--Rebounding: 11th (6.1 rebounds per game)
--Field Goal %: 4th (53.9%)
--Blocks: 3rd (1.4 blocks per game)

Erin Coughlin

--3-Point Field Goal %: 14th (28.7%)
--3-Point Field Goals: 6th (1.6 per game)
--Assists: 11th (2.3 assists per game)
--Steals: 11th (1.5 steals per game)

Heather Forster

--Blocks: 12th (0.4 blocks per game)

Sheeresha Richards

--Scoring: 1st (23.5 points per game)
--Rebounding: 2nd (8.5 rebounds per game)
--Field Goal %: 2nd (56.1%)
--Free Throw %: 10th (73.2%)
--Steals: 6th (1.8 steals per game)

Zakiya Saunders

--Scoring: 14th (11.4 points per game)
--Field Goal %: 5th (52.0%)
--Assists: 1st (7.2 assists per game)
--Steals: 5th (2.1 steals per game)
--Assist/Turnover Ratio: 1st (1.8)

Imani Tate

--Scoring: 2nd (18.3 points per game)
--Rebounding: 14th (5.5 rebounds per game)
--Field Goal %: 6th (49.0%)
--Free Throw %: 6th (75.7%)
--Assists: 3rd (4.1 assists per game)
--Steals: 1st (3.1 steals per game)
--Assist/Turnover Ratio: 4th (1.2)

2015-16 NCAA Division I Rankings (top-100, as of: 3/9)

Team

--Scoring Offense: 54th (71.4 points per game)
--Scoring Defense: 11th (52.2 points per game)
--Scoring Margin: 5th (+19.3)
--Field Goal %: 4th (49.0%)
--Field Goal % Defense: 41st (36.5%)
--Rebounding Margin: 6th (+11.8)
--Assists: 25th (16.3 assists per game)
--Steals: 18th (10.4 steals per game)
--Assist/Turnover Ratio: 21st (1.12)
--Turnover Margin: 21st (4.8)

Sheeresha Richards

--Scoring: 7th (23.5 points per game)
--Total Points: 6th (704 points)
--Rebounding: 100th (8.5 rebounds per game)
--Field Goal %: 20th (56.1%)

Zakiya Saunders

--Assists: 3rd (7.2 assists per game)
--Assist/Turnover Ratio: 76th (1.82)

Imani Tate

--Scoring: 55th (18.3 points per game)
--Total Points: 53rd (550 points)
--Steals: 8th (3.1 steals per game)
--Field Goal %: 84th (49.0%)

RICHARDS EARNS AE PLAYER OF THE WEEK RECORD

Sheeresha Richards has earned 20 America East Player of the Week honors in her collegiate career, setting a new America East record for most women's basketball Player of the Week awards in a career. She earned the 17th weekly honor on December 21st after averaging 37 points a game in the Women of Troy Classic.

She passed the mark previously held by Cindy Blodgett, who had 16 with Maine in the mid-1990s.

In total, Richards has 25 America East weekly awards, including five Rookie of the Week honors as a freshman in the 2012-13 season.

GOING FOR AMERICA EAST HISTORY

In the 2015-16 season, the UAlbany women's basketball team will look to do what no other America East team has done, win five straight conference tournament titles.

UAlbany became just the second women's basketball program to earn four straight America East titles last season, tying the achievement recorded by Maine from 1993-96.

No America East basketball program, men's or women's, has won five straight tournament titles in conference history.

O CANADA!

Two UAlbany players hail from America's neighbor to the north to play in the Capital District. Returning to the team this season is junior forwards **Cassandra Edwards** and **Jessica Féquière**. In addition, incoming recruit Mackenzie Trpcic, who will be a freshman next season, is from Hamilton, Ontario.

Under Coach Abe, UAlbany has had players from the British Virgin Islands, Canada, Jamaica, New Zealand and Nigeria.

UALBANY WINS SIXTH STRAIGHT ALBANY CUP

For the sixth year in a row, UAlbany proved itself to be the top team in the Capital District, taking down Siena 61-42 in the annual Albany Cup at the Times Union Center on December 12.

UAlbany held Siena to just four first half field goals and led wire-to-wire against its crosstown rival. **Imani Tate** led UAlbany with 27 points, nine boards and five steals while **Zakiya Saunders** finished with 12 points and four assists.

Next year, the Albany Cup will be held at the SEFCU Arena.

COACH ABE - 86.5 CONFERENCE WIN %

Coach Abe has led UAlbany to a 83-13 America East league record for a 86.5% conference winning percentage. That mark is second all-time in America East history, only behind Trish Roberts, who had an 89.8% winning percentage at Maine from 1988 to 1992.

In addition, with a 144-46 overall record, Coach Abe has a 75.8% winning percentage overall at UAlbany, ranking her second among America East coaches all-time. Only Maine's Peter Gavett is higher, who had an 81.3% winning percentage at Maine from 1984-88.

2015-16 UAlbany Women's Basketball Game Notes - vs. Maine 3/11 - AE Title Game

STREAKS

Shereesha Richards was held without points in UAlbany's contest against Michigan State on November 21st, 2012 as a freshman, since then she has scored in the last 122 games.

Imani Tate is also on a scoring streak, earning points in each of her last 65 games. She scored in every game during the 2014-15 season and last was held without points on March 1st, 2014 vs. Stony Brook.

Zakiya Saunders has an assists streak going on 54 consecutive games dating back to the 2014-15 season. Her last game without an assist came on Dec. 15, 2014 against Quinnipiac.

RICHARDS ADDING TO UALBANY RECORDS

During her career, **Shereesha Richards** set a number of program records that she can add to.

Richards has the UAlbany record for most 20+ point games with 58 total, including 20 this year. She also earned the most double-doubles in a season and program history, combining for 36 in her career, and has the most double digit scoring games in program history with 109.

She already stands as UAlbany's all-time scoring leader and has the top three single season scoring records in program history.

STRIKE FIRST

UAlbany has been dominant at the start of games, going 24-1 when leading the game at the half as opposed to 2-3 when behind after two quarters.

UAlbany was down to Yale 34-29 at the half on December 30th and came back to win 74-70, also coming back vs. Binghamton on February 8th down five to win 64-58.

Against Army West Point, UAlbany led 30-19 at the half but fell on the road 65-62.

WATCH YOUR BACK

UAlbany stands first in the America East and 18th in Division I in steals per game with 10.4. **Imani Tate** is eighth in all of Division I with 3.1 steals per game, totaling 93 on the season. In all, UAlbany has four players in the top 12 in the America East including **Zakiya Saunders** being fifth at 2.1 steals per game.

BULLIES ON THE BOARDS

UAlbany has been dominant on the glass, outrebounding its opponents by a margin of +11.8, ranking first in the America East and sixth in Division I. This season, UAlbany has outrebounded its opponent in 29 out of 30 games, with Tennessee as the exception. In America East play, UAlbany outrebounded opponents by a +14.0 margin.



2015-16 University at Albany Great Danes

Back (L to R): Assistant Coach Mary Grimes, Assistant Coach Tahnee Balerio, Director of Operations Elizabeth Tapler, Bose Aiyalogbe, Heather Forster, Veronika Lavergne, Jessica Fequiere, Bailey Hixson, Khara Keane, Head Coach Katie Abrahamson-Henderson, Assistant Coach Isoken Uzamere, Strength and Conditioning Coach Bridget Pryal
Front (L to R): Aubrey Hernandez, Cassandra Edwards, Erin Coughlin, Shereesha Richards, Imani Tate, Zakiya Saunders, Tiana-Jo Carter

2015-16 UAlbany Women's Basketball Game Notes - vs. Maine 3/11 - AE Title Game

UALBANY PREDICTED TO FINISH FIRST IN AMERICA EAST

For the fourth straight year, UAlbany, the 2014-15 regular season co-champion, has been predicted to finish first in the America East in the preseason coaches poll. UAlbany picked up 62 points, receiving six first place votes.

Maine, also a 2014-15 regular season co-champion, was predicted second with 58 points with two first-place votes. New Hampshire was selected third with 44 points with one first-place vote, while Stony Brook got fourth. The rest of the teams in order were Hartford, UMBC, UMass Lowell, Vermont and Binghamton.

THE FORSTER TRADITION

Keeping the family tradition, **Heather Forster** has come to UAlbany for her freshman season. The all-state player from Long Island led Huntington High to a #2 ranking in the state as a senior, averaging a double-double a game her last two years.

She follows in the tradition of former Great Dane Julie Forster, who's #11 is retired by the UAlbany women's basketball team. Julie Forster is the all-time leading rebounder at UAlbany and helped the Great Danes win their first two America East Tournaments. In addition, Heather's brother Jack currently plays on the defensive line for the UAlbany football team.

SCOUTING THE MAINE BLACK BEARS:

Maine, along with UAlbany, has earned a share of the last two America East regular season titles. As a program, Maine has won the America East Tournament seven times.

As team, Maine has the top ranked scoring defense in the America East, allowing 49.7 points per game. America East All-Conference First Team junior guard Sigi Koizar leads the team with 17.6 points and 3.9 assists per game, shooting 43.3% from three-point range. Senior forward Liz Wood, a three-time all-conference player, leads the team in rebounds and steals, averaging 9.5 points, 7.5 boards and 2.5 steals a contest. Senior forward Bella Swan made the all-conference third team, shooting 48% for eight points and 5.4 rebounds a contest.

RICHARDS EARNS UALBANY BASKETBALL SCORING MARK

Shereesha Richards became the all-time scoring leader in UAlbany basketball history, women's or men's, on February 6th at Vermont. She passed Jamar Wilson's mark of 2,162. Richards currently has 2,372 points.

WAKE UP AND PLAY

This year, UAlbany has played six games at noon or earlier. In addition, the Great Danes have a pair of 1 p.m. games. The earliest game will be on January 27th with an 11 a.m. game at UMass Lowell.



2014-15 America East Champions

2015-16 UAlbany Women's Basketball Game Notes - vs. Maine 3/11 - AE Title Game

RICHARDS EARNS THIRD STRAIGHT PLAYER OF THE YEAR, CARTER NAMED SIXTH PLAYER OF THE YEAR TO HIGHLIGHT AMERICA EAST AWARDS

Shereesha Richards is just the second player to earn America East Player of the Year three times while Tiana-Jo Carter earned Sixth Player of the Year to highlight the annual conference yearly awards.

Richards joins Chantell Alford of Boston University as the only three-time America East Player of the Year honorees; Richards is the only to earn Player of the Year three times outright, with Alford earn co-player honors in 2012-13. As a program, UAlbany has had a Player of the Year the last four years, with Ebone Henry sharing the award with Alford in the 2012-13 season.

Richards has now earned five America East major awards, including Co-Rookie of the Year in 2012-13 and Co-Defensive Player of the Year in 2014-15. Carter is honored as Sixth Player of the Year for UAlbany, making it the second time a Great Dane has earned this award in as many years, with Imani Tate being chosen last season.

Richards and Tate each were selected to the America East All-Conference First Team and the All-

Defensive Team. Zakiya Saunders was placed on the America East All-Conference Second Team while Cassandra Edwards was selected to the league's All-Academic Team.

Richards has been a member of the All-Conference First Team for the third consecutive year. She earned a place on the Naismith Trophy Midseason 30 and is the conference's leading scorer with 22.8 points per game. The five-time conference player of the week is second in the league in rebounding at 8.8 boards a contest and is fourth in shooting at 55.3%. The senior forward has earned at least 20 points in 21 games out of 28 and has nine double-doubles. On the defensive end, Richards stands in the top-10 in the league with 50 steals.

Carter served as UAlbany's primary frontcourt player off the bench, averaging 8.3 points and 6.1 rebounds per game. Playing in 23 games with seven starts, the sophomore forward stands third in the America East with a 55.3% field goal percentage as well as in blocked shots with 1.4 a contest. She has scored in her last 12 games, grabbed at least five rebounds in 14 games and blocked multiple shots in 10 games.



2015-16 America East Regular Season Co-Champions

2015-16 UALBANY WOMEN'S BASKETBALL ROSTER

No.	Name	Pos.	Ht.	Cl.	Hometown/Previous School
1	Erin Coughlin (C)	G	5-6	Sr.	North Attleboro, Mass./Tabor Academy
2	Aubrey Hernandez	G	5-6	R-Jr.	Troy, N.Y./Hudson Valley C.C.
10	Bailey Hixson	F	6-1	Jr.	Shortsville, N.Y./Monroe C.C.
12	Imani Tate	G	5-8	Jr.	Bronx, N.Y./Bishop Loughlin
13	Bose Aiyalogbe	G	6-0	R-So.	Lagos, Nigeria/Life Center Academy
15	Jessica Féquière	G/F	5-11	Jr.	Montreal, Quebec/Champlain Col. St.-Lambert
22	Heather Forster	F	6-2	Fr.	Huntington, N.Y./Huntington
23	Zakiya Saunders	G	5-9	Jr.	Augusta, Ga./Carthage Central
25	Shereesha Richards (C)	F	6-1	Sr.	Rae Town, Jamaica/Atlantic Christian
33	Tiana-Jo Carter	F/C	6-2	So.	Naples, Maine/Lake Region
34	Cassandra Edwards (C)	G/F	5-10	Jr.	Brampton, Ontario/Notre Dame CSS

C - Team Captain

Head Coach: Katie Abrahamson-Henderson (Iowa '90), 6th season

Assistant Coach: Mary Grimes (Siena '03), 6th season

Assistant Coach: Tahnee Balerio (Missouri State '08), 6th season

Assistant Coach: Isoken Uzamere (Hofstra '11), 4th season

Graduate Assistant Manager: Jordyn Wartts (Skidmore '14), 1st season

Director of Basketball Operations: Elizabeth Tapler (Pacific Lutheran '15), 1st season

PRONUNCIATION GUIDE

Bose Aiyalogbe: BO-say i-ah-LOG-bay

Tahnee Balerio: bah-LAIR-ee-oh

Jessica Féquière: feck-e-AIR (roll R)

Zakiya Saunders: Zuh-KEY-ah

Isoken Uzamere: ee-SO-ken oo-ZAH-mah-ray

ROSTER BY CLASS

Seniors (2)

Erin Coughlin
Shereesha Richards

Sophomores (2)

Bose Aiyalogbe
Tiana-Jo Carter

Juniors (6)

Cassandra Edwards
Jessica Féquière
Aubrey Hernandez
Bailey Hixson
Zakiya Saunders
Imani Tate

Freshmen (1)

Heather Forster

ROSTER BY POSITION

Guards (5)

Bose Aiyalogbe
Erin Coughlin
Aubrey Hernandez
Zakiya Saunders
Imani Tate

Forwards (3)

Heather Forster
Bailey Hixson
Shereesha Richards

Forward/Centers (1)

Tiana-Jo Carter

Guard/Forwards (2)

Cassandra Edwards
Jessica Féquière

UAlbany Media Sheet



#1

**Erin
Coughlin**



#2

**Aubrey
Hernandez**



#10

**Bailey
Hixson**



#12

**Imani
Tate**




#13

**Bose
Aiyalogbe**



#15

**Jessica
Féquière**



#22

**Heather
Forster**



#23

**Zakiya
Saunders**



#25

**Shereesa
Richards**



#33

**Tiana-Jo
Carter**



#34

**Cassandra
Edwards**



**Head Coach
Katie Abrahamson-
Henderson**



**Assistant Coach
Mary Grimes**



**Assistant Coach
Tahnee Balerio**



**Assistant Coach
Isoken Uzamere**

2015-16 UAlbany Women's Basketball Game Notes - vs. Maine 3/11 - AE Title Game

LAST TIME OUT...

UAlbany Returns to Fifth Straight America East Title Game, Dominates Tournament Host Binghamton 79-43

VESTAL, N.Y. – The 1-seed UAlbany women's basketball team took down America East Tournament host Binghamton 79-43, led by 33 points from Shereesha Richards, to return to the conference title game for the fifth season in a row.

"I am proud of them, we only had a day to prepare, and the last two games against [Binghamton] were close," said UAlbany head coach Katie Abrahamson-Henderson. "Everyone really contributed today, especially defensively, and we had good ball movement to get Shereesha [Richards] the ball."

UAlbany's victories in the America East Tournament this year were by the biggest scoring margins in program history with +52 over Vermont yesterday and +36 over Binghamton today.

Outscoring Binghamton (14-17) 19-7 in the first quarter, UAlbany never trailed against its SUNY rival. The Great Danes held Binghamton to 25% shooting and outrebounded the Bearcats 50-36. On the offensive side, UAlbany shot 47.8% and notched 24 assists on 32 field goals against the team with the America East Defensive Player of the Year, Alyssa James.

Richards went 14-for-23 from the field and nearly had a double-double on 33 points, nine rebounds and three steals. She set a new UAlbany women's basketball

single season scoring record, standing with 704 career points. She broke her own record of 694 set last year.

Tiana-Jo Carter earned 11 points, eight rebounds and four blocks off the bench. Imani Tate notched a career-high 11 assists, adding nine points, five rebounds and three steals while Zakiya Saunders tallied 10 points, six boards, four assists and three steals.

For Binghamton, Imani Watkins concluded with 14 points, six rebounds and three steals. Kim Albrecht had 11 points and five rebounds while James got eight points, nine boards and three blocks.

Early on, UAlbany forced a pair of steals, leading to a quick 4-0 run off a Saunders mid-range jumper and a Richards steal and score. UAlbany kept the pressure up and forced action in the paint, with a Tate steal leading to a Saunders fast break score for an 8-0 lead.

UAlbany continued the aggressive zone and half court traps as Saunders and Richards scored off steals in the paint. The opening run continued to 14-0 through the first 6:33. After James scored on a jumper for Binghamton, twice Richards broke through underneath the basket to put UAlbany's lead to 18-2. A couple of late Binghamton baskets, including a deep three by Watkins, made it 19-7 UAlbany after one quarter.

The two sides countered each other in the early part of the 2nd as each avoided turnovers and hit jumpers. Two straight layups by Richards were countered by a deep two from Albrecht and a corner three on a kickout by McKayla Hernandez to pull Binghamton within nine at 25-16 with under six minutes in the 2nd.

UAlbany made adjustments on defense after a timeout and started to force steals again as the pace of play picked up. Started by a Carter turnaround jumper, UAlbany continued to attack the paint, leading to contact and free throws. A last second arc pass from Saunders to Carter for the layup gave UAlbany a 38-20 advantage at the break.

Into the third, the two sides exchanged baskets with jumpers against the zone defense. At 42-26, UAlbany twice found Erin Coughlin for kick-out threes next to the bench. Richards added two free throws to complete the 8-0 run and put UAlbany up 50-26 with six minutes left in the 3rd.

James and Watkins tried to cut into the deficit, with the latter hitting a corner three with the free throw after a foul. UAlbany countered again with Richards making layups, netting three in an 8-0 run.

UAlbany began to use the shot clock and elongate its possessions. The scoring slowed as at 65-37 UAlbany with 7:12 left, no team scored for over three minutes.

Watkins hit a jumper with just under four minutes left to pull the designated home team within 26. Richards hit a basket and one, coming off to an ovation from the UAlbany fans in attendance. Carter, Heather Forster and Bailey Hixson added late points as UAlbany sealed the victory 79-43.

Official Basketball Box Score -- Game Totals -- Final Statistics																	
ALBANY vs BINGHAMTON																	
03/06/16 4:15 p.m. at Bai Lee Court, Events Center, Vestal, NY																	
ALBANY 79 • 26-4																	
##	Player	Total			3-Ptr			Rebounds			PF	TP	A	TO	Blk	Stl	Min
		FG-FGA	FG-FGA	FT-FTA	FG-FGA	FG-FGA	FT-FTA	Off	Def	Tot							
25	RICHARDS, Shereesha	f	14-23	0-0	5-7	1	8	9	2	33	1	2	0	3	35		
34	EDWARDS, Cassandra	f	0-0	0-0	2-2	2	1	3	3	2	0	0	0	1	16		
01	COUGHLIN, Erin	g	3-9	3-8	0-0	0	4	4	1	9	6	0	1	0	34		
12	TATE, Imani	g	4-9	0-0	1-2	2	3	5	4	9	11	3	0	3	32		
23	SAUNDERS, Zakiya	g	4-12	0-1	2-2	0	6	6	3	10	4	2	0	3	36		
02	HERNANDEZ, Aubrey	g	0-2	0-1	0-0	0	1	1	0	0	0	0	0	0	2		
10	HIXSON, Bailey	g	1-1	1-1	0-0	0	2	2	1	3	0	0	0	0	4		
13	AIYALOGBE, Bose	g	0-0	0-0	0-0	3	0	3	2	0	2	1	0	0	11		
22	FORSTER, Heather	g	1-2	0-0	0-0	1	2	3	1	2	0	0	1	0	12		
33	CARTER, Tiana-Jo	g	5-9	0-0	1-2	2	6	8	3	11	0	1	4	1	18		
	Team					1	5	6									
Totals			32-67	4-11	11-15	12	38	50	20	79	24	9	6	11	200		
FG % 1st Half:		15-33	45.5%	2nd half:		17-34	50.0%	Game:		32-67	47.8%						
3FG % 1st Half:		0-2	0.0%	2nd half:		4-9	44.4%	Game:		4-11	36.4%			Deadball Rebounds 2			
FT % 1st Half:		8-12	66.7%	2nd half:		3-3	100.0	Game:		11-15	73.3%						
BINGHAMTON 43 • 14-17																	
##	Player	Total			3-Ptr			Rebounds			PF	TP	A	TO	Blk	Stl	Min
		FG-FGA	FG-FGA	FT-FTA	FG-FGA	FG-FGA	FT-FTA	Off	Def	Tot							
04	JAMES, Alyssa	f	4-21	0-0	0-2	1	8	9	2	8	0	2	3	1	39		
24	ROSS, Kristin	f	1-2	0-0	1-2	2	0	2	1	3	0	0	0	1	21		
33	CARMODY, Rebecca	f	2-8	0-0	0-2	1	7	8	2	4	1	2	0	0	25		
11	WATKINS, Imani	g	4-14	3-7	3-5	2	4	6	2	14	3	5	0	3	40		
23	ALBRECHT, Kim	g	3-10	0-2	5-5	2	3	5	2	11	0	2	0	0	35		
03	WICKS, Tess	g	0-0	0-0	0-2	1	1	2	2	0	0	0	0	0	2		
12	HERNANDEZ, McKayla	g	1-5	1-3	0-0	1	1	2	4	3	2	2	0	2	31		
13	THOMPSON, Kennedy	g	0-0	0-0	0-0	0	0	0	0	0	0	1	0	0	1		
34	LIBBY, Kylie	g	0-0	0-0	0-0	0	0	0	0	0	0	0	0	0	6		
	Team					1	1	2									
Totals			15-60	4-12	9-18	11	25	36	15	43	6	14	3	7	200		
FG % 1st Half:		8-30	26.7%	2nd half:		7-30	23.3%	Game:		15-60	25.0%						
3FG % 1st Half:		3-7	42.9%	2nd half:		1-5	20.0%	Game:		4-12	33.3%						
FT % 1st Half:		1-4	25.0%	2nd half:		8-14	57.1%	Game:		9-18	50.0%						
Officials: Pastor Torres, Geraldine Smith, Maggie Tieman																	
Technical fouls: ALBANY-None. BINGHAMTON-None.																	
Attendance: 2904																	
America East semifinals. Albany advances to championship game.																	
Score by periods					1st	2nd	3rd	4th	Total								
ALBANY					19	19	22	19	79								
BINGHAMTON					7	13	13	10	43								

2015-16 UAlbany Women's Basketball Game Notes - vs. Maine 3/11 - AE Title Game

LAST TIME VS. MAINE (2/14/16)...

UAlbany's 13-Game Win Streak Ended After 65-53 Defeat at Maine

BANGOR, Maine – The UAlbany women's basketball team saw its undefeated start in America East play end today as 13 three-pointers helped Maine defeat the Great Danes 65-53 in Bangor.

"It was a good game, they have a great environment," said UAlbany head coach Katie Abrahamson-Henderson. "They hit a lot of threes today, and that was the game."

UAlbany (21-4, 12-1 AE) and Maine (21-7, 12-1 AE) are now tied for first place in the America East. The pair will combine to be the one and two seeds in the upcoming America East Tournament, with each having three conference games left. Previous to this game, UAlbany had won its last 17 games against conference opponents.

Trailing most of the game, UAlbany pulled to within five with just under five minutes left in the fourth quarter. A pair of Liz Wood three-pointers in the next two Maine possessions effectively sealed the game for the home team.

As a team, UAlbany outrebounded Maine 31-28. Maine shot 56.5% from three, including 7-for-11 (63.6%) in the second half.

Imani Tate led all players with 22 points off the bench for UAlbany, adding three steals and four rebounds. Zakiya Saunders had 13 points and four assists while Shereesha Richards nearly notched a double-double off eight points,

11 rebounds and three steals.

Wood finished with 14 points, including 11 in the second half, off 4-6 three-point shooting, six rebounds and three steals. Sigi Koizar led Maine with 15 points and four assists.

After each side hit a layup, the defenses kept forcing turnovers with UAlbany stealing the ball and Maine drawing charges. Tiana-Jo Carter hit a pair of layups against double teams as the scoring began back and forth. UAlbany led 6-4 after the first 4:20.

Maine kept drawing the UAlbany zone defense in and kicking out for threes, hitting a pair to go up 10-6. Tate entered and hit a couple of baskets, including a steal at halfcourt and sprint for the fast break layup. A couple of Maine mid-range jumpers gave the Black Bears a 14-10 lead after one.

As the exchanges on baskets went on, Tate continued to hit her shots, hitting a mid-range off the screen then stealing a pass off the half court press and scoring on the fast break to pull UAlbany within two. Wood hit a three on the next possession to make it 21-16 Maine with seven minutes left in the 2nd.

UAlbany focused on the mid-range while Maine fired away from three as the home team kept a small lead the rest of the quarter. Jumpers by Tate and Saunders got UAlbany to within one, then a Lauren Bodine three next possession returned the home team's lead to four.

Bodine hit another couple of threes to make it a two-possession lead. In the closing seconds of the second, Saunders came off a screen and hit a jumper to pull UAlbany within four down 34-30 at halftime.

Saunders went after the Maine zone and hit her first three shots of the third, including a corner three, for a 7-2 run to tie the game at 37-37. Maine responded with a Mikaela Gustafsson turnaround layup and a Koizar corner three to build a 42-37 lead with 5:47 left in the 3rd.

Again UAlbany pulled closer with a couple of baskets in the paint by Carter and Richards. Maine made a couple of steals and quick baskets to put the lead back at five. Later, Anna Heise hit an underhand layup, then Sophie Weckstrom added a top of the arc three to complete a 9-0 run. Tate hit a couple of late free throws as UAlbany trailed 51-43 after three.

The defenses controlled the early part of the fourth, with UAlbany holding Maine to one field goal in the first five minutes. Capped by Richards free throws, UAlbany pulled to within five down 54-49 with just under five minutes left.

The next two Maine possessions, the home team drained the shot clock and saw Wood make a pair of threes, the second off a one-handed heave against a double team. Tate hit a pair of jumpers on UAlbany next two chances to pull the visitors within seven, but the Great Danes did not score again after the 2:30 mark. A Bodine three put the lead back into double digits as Maine took the win 65-53.

Official Basketball Box Score -- Game Totals -- Final Statistics UAlbany vs Maine 02/14/16 1:02 PM at Cross Insurance Center - Bangor, ME

UAlbany 53 • 21-4, 12-1

##	Player	Total			3-Ptr			Rebounds			PF	TP	A	TO	Blk	Stl	Min
		FG-FGA	FG-FGA	FT-FTA	FG-FGA	FG-FGA	FT-FTA	Off	Def	Tot							
25	RICHARDS,Shereesha	f	2-8	0-0	4-4	2	9	11	2	8	0	2	1	3	40		
33	CARTER,Tiana-Jo	f	4-5	0-0	0-2	4	1	5	1	8	1	4	1	2	35		
01	COUGHLIN,Erin	g	1-6	0-5	0-0	1	1	2	1	2	2	0	1	0	36		
13	AIYALOGBE,Bose	g	0-0	0-0	0-0	0	0	0	0	0	0	0	0	0	12		
23	SAUNDERS,Zakiya	g	6-14	1-2	0-0	0	2	2	2	13	4	4	0	1	39		
12	TATE,Imani		10-21	0-0	2-2	1	3	4	2	22	2	1	0	3	33		
22	FORSTER,Heather		0-0	0-0	0-0	1	1	2	0	0	0	1	0	0	5		
Team						0	5	5									
Totals			23-54	1-7	6-8	9	22	31	8	53	9	12	3	9	200		
FG % 1st Half: 14-28 50.0%		2nd half: 9-26 34.6%		Game: 23-54 42.6%		Deadball Rebounds											
3FG % 1st Half: 0-2 0.0%		2nd half: 1-5 20.0%		Game: 1-7 14.3%		1											
FT % 1st Half: 2-2 100.0%		2nd half: 4-6 66.7%		Game: 6-8 75.0%													

Maine 65 • 21-7, 12-1

##	Player	Total			3-Ptr			Rebounds			PF	TP	A	TO	Blk	Stl	Min
		FG-FGA	FG-FGA	FT-FTA	FG-FGA	FG-FGA	FT-FTA	Off	Def	Tot							
05	Swan, Bella	f	4-8	0-0	0-0	1	4	5	2	8	5	4	0	1	38		
13	Gustafsson, Mikaela	f	3-10	0-0	0-0	2	2	4	5	6	3	1	0	0	28		
31	Wood, Liz	f	5-8	4-6	0-0	0	6	6	3	14	3	1	0	3	36		
20	Weckstrom, Sophie	g	2-5	2-5	0-0	0	2	2	1	6	7	3	0	1	25		
42	Koizar, Sigi	g	6-14	3-6	0-0	0	4	4	1	15	4	1	1	1	40		
03	Charles, Chantel		0-0	0-0	0-0	0	1	1	0	0	0	0	0	0	6		
15	Bodine, Lauren		5-7	4-6	0-0	0	2	2	0	14	0	2	0	0	15		
51	Heise, Anna		1-1	0-0	0-0	0	1	1	2	2	0	0	0	0	12		
Team						2	1	3									
Totals			26-53	13-23	0-0	5	23	28	14	65	22	12	1	6	200		
FG % 1st Half: 14-30 46.7%		2nd half: 12-23 52.2%		Game: 26-53 49.1%		Deadball Rebounds											
3FG % 1st Half: 6-12 50.0%		2nd half: 7-11 63.6%		Game: 13-23 56.5%		0											
FT % 1st Half: 0-0 0.0%		2nd half: 0-0 0.0%		Game: 0-0 0.0%													

Officials: Michael DeCouto, Corey Pothier, Luis Torres
 Technical fouls: UAlbany-None. Maine-None.
 Attendance: 3231

Score by periods	1st	2nd	3rd	4th	Total
UAlbany	10	20	13	10	53
Maine	14	20	17	14	65

2015-16 UAlbany Women's Basketball Game Notes - vs. Maine 3/11 - AE Title Game

LAST TIME IN AE TITLE GAME (3/13/15)...

FOUR-STRAIGHT: UAlbany Defeats Hartford 84-75 to Earn its 4th Consecutive America East Title

ALBANY, N.Y. – UAlbany seniors Sarah Royals and Margarita Rosario will graduate never having fallen in the America East Tournament. The UAlbany women's basketball team shot 62.5% to take down Hartford 84-75 for its fourth-straight America East title and earns an automatic berth into the NCAA Tournament.

2-seed UAlbany (24-8) led wire-to-wire at the SEFCU Arena, holding off 5-seed Hartford (16-17) in the second half to earn the win. With UAlbany leading by 10 at the half, Hartford came to within one possession with 14:44 remaining. The Great Danes broke away with a 12-2 run and never looked back.

UAlbany becomes the first team to earn four-consecutive America East titles since Maine did from the 1993-94 to 1996-97 seasons. 62.5% on field goal shooting is the highest percentage by a team in an America East title game.

Shereesha Richards earned Most Outstanding Player of the Tournament for the second-consecutive year, finishing with 28 points off 12-20 shooting, adding six rebounds. She passed Ebone Henry to become UAlbany's all-time leading scorer with 1,656 points in her career, setting a new single single scoring record as well with 682 points this season. She is also the first player in America East Tournament history since 1997 to earn at least 20 points in all three games.

Imani Tate, also named to the All-Tournament Team, went 9-13 from the field and nearly finished with a triple-double off 18 points, nine rebounds and seven assists.

The third UAlbany member on the All-Tournament Team, Royals concluded with eight points and eight assists, joining the 1,000-point club with her performance.

Off the bench, Tiana-Jo Carter tied a career-high 16 points, shooting 8-9 from the floor. Zakiya Saunders also was a reserve, earning seven points and eight assists. Rosario tallied three assists, three points and two boards while Cassandra Edwards got four points in the first half.

For Hartford, Cherelle Moore scored 22 points off 11-19 shooting, adding seven rebounds. Deanna Mayza shot 8-12 for 22 points and five assists. Each made the All-Tournament Team.

UAlbany pushed the tempo to start the game, forcing steals on Hartford passes. With Edwards getting points in the paint and Tate forcing turnovers, UAlbany got off to a 7-0 start in the opening minutes.

Hartford started getting off three-point shots against UAlbany's zone, while the Great Danes continued to attack the basket in transition. The two sides exchanged points with Hartford hitting a couple of threes and Richards hitting shots on jumpers. UAlbany led 20-10 with 11:41 left.

The back and forth continued as UAlbany kept finding its shots underneath the basket and Hartford hit jumpers. Tate and Richards led the way as UAlbany stayed ahead by double digits with a 32-18 lead with six minutes left in the half.

Hartford hit two baskets in a row to pull within nine, later using another couple of fields goals to pull within seven. Rosario hit a wing three to end the run. Each side added a basket before the end of the half as UAlbany led 39-29 at the break.

The Hawks came out aggressively in the second half, starting on a 13-6 run, including three Moore layups, to pull within three at 45-42 with 5:18 elapsed in the period.

Tate and Richards took control, routinely going into the paint and looking for shots. With those two contributing every basket, UAlbany went on a 12-2 run in a span of four minutes to lead 57-44 with 10:40 left.

Mayza kept getting points for Hartford, which UAlbany countered with Richards to hold the double-digit lead. Layups by Richards and Carter made it 69-53 UAlbany with 6:11 left.

Hartford kept hitting baskets, which UAlbany answered with Carter underneath. Back and forth the teams went as the home team continued to hold a lead as Hartford would score a layup, then UAlbany responded with Carter hitting a layup the other way. Richards and Carter hit more layups towards the end of the game, effectively sealing the title. Hartford finished the game with the last five points as UAlbany took the victory 84-75.

Official Basketball Box Score -- Game Totals -- Final Statistics

HARTFORD vs UAlbany
03/13/15 4:30 p.m. at SEFCU Arena - Albany, N.Y.

HARTFORD 75 • 16-17

#	Player	Total			3-Ptr			Rebounds			PF	TP	A	TO	Blk	Stl	Min
		FG-FGA	FG-FGA	FT-FTA	FG-FGA	FG-FGA	FT-FTA	Off	Def	Tot							
04	Christie Michals	f	2-7	1-3	0-0	1	2	3	1	5	1	3	1	0	20		
31	Cherelle Moore	f	11-19	0-0	0-1	2	5	7	3	22	1	1	1	1	29		
03	Deanna Mayza	g	8-12	4-8	2-2	0	0	0	3	22	5	4	0	0	34		
23	Morgan Lumb	g	1-2	1-1	0-0	0	1	1	1	3	0	0	0	0	8		
25	Amber Bepko	g	1-3	1-2	0-0	0	1	1	0	3	0	1	0	1	10		
11	Katelyn Skinner	g	0-0	0-0	0-0	0	0	0	1	0	0	0	0	0	3		
12	La'Trice Hall	g	1-3	0-0	0-0	0	1	1	2	2	4	1	0	0	22		
15	Darby Lee	g	1-5	0-0	7-8	2	0	2	2	9	1	2	1	25			
21	Shanise Bultron	g	1-4	1-4	0-0	0	2	2	3	3	7	2	0	1	36		
24	Alyssa Reaves	g	3-4	0-0	0-0	0	4	4	1	6	0	0	1	0	13		
Team						2	2	4									
Totals			29-59	8-18	9-11	7	18	25	17	75	19	13	5	4	200		

FG % 1st Half: 12-30 40.0% 2nd half: 17-29 58.6% Game: 29-59 49.2%
3FG % 1st Half: 3-10 30.0% 2nd half: 5-8 62.5% Game: 8-18 44.4%
FT % 1st Half: 2-2 100.0 2nd half: 7-9 77.8% Game: 9-11 81.8%

Deadball Rebounds 1

UAlbany 84 • 24-8

#	Player	Total			3-Ptr			Rebounds			PF	TP	A	TO	Blk	Stl	Min
		FG-FGA	FG-FGA	FT-FTA	FG-FGA	FG-FGA	FT-FTA	Off	Def	Tot							
25	RICHARDS,Shereesha	f	12-20	0-0	4-8	0	6	6	1	28	2	3	0	3	40		
34	EDWARDS,Cassandra	f	1-1	0-0	2-2	0	0	0	3	4	0	1	0	1	15		
03	ROSARIO,Margarita	g	1-1	1-1	0-0	0	2	2	1	3	3	0	0	1	28		
04	ROYALS,Sarah	g	3-6	1-2	1-2	1	3	4	2	8	2	2	0	35			
12	TATE,Imani	g	9-13	0-0	0-0	3	6	9	4	18	7	4	0	27			
23	SAUNDERS,Zakiya	g	1-6	0-0	5-6	1	2	3	2	7	8	3	0	33			
33	CARTER,Tiana-Jo	g	8-9	0-0	0-0	2	2	4	4	16	0	1	1	0	22		
Team						1	3	4									
Totals			35-56	2-3	12-18	8	24	32	17	84	28	14	1	11	200		

FG % 1st Half: 17-29 58.6% 2nd half: 18-27 66.7% Game: 35-56 62.5%
3FG % 1st Half: 2-3 66.7% 2nd half: 0-0 0.0% Game: 2-3 66.7%
FT % 1st Half: 3-4 75.0% 2nd half: 9-14 64.3% Game: 12-18 66.7%

Deadball Rebounds 1

Officials: Rachelle Jones, Michael Schmidt, Pastor Torres

Technical fouls: HARTFORD-None. UAlbany-None.

Attendance: 1574

2015 America East Championship

Score by periods	1st	2nd	Total
HARTFORD	29	46	75
UAlbany	39	45	84

Points	In	Off	2nd	Fast	Bench
HARTFO	32	15	6	2	20
ALBANY	52	14	10	10	23

Last FG - HARTFORD 2nd-00:01, ALBANY 2nd-00:36.
Largest lead - HARTFORD None, ALBANY by 16 2nd-06:11.
HARTFORD led for 00:00, ALBANY led for 39:42, Game was tied for 00:18.

2015-16 UAlbany Women's Basketball Game Notes - vs. Maine 3/11 - AE Title Game

UAlbany Starting Lineups (Number of Lineup Used)

		1	2	3	4	5
11/15	Pepperdine (1)	Coughlin	Saunders	Tate	Richards	Edwards
11/18	at Boston University (1)	Coughlin	Saunders	Tate	Richards	Edwards
11/21	vs. Toledo (1)	Coughlin	Saunders	Tate	Richards	Edwards
11/22	at Rhode Island (1)	Coughlin	Saunders	Tate	Richards	Edwards
11/27	at Tennessee (1)	Coughlin	Saunders	Tate	Richards	Edwards
12/1	Providence (1)	Coughlin	Saunders	Tate	Richards	Edwards
12/5	at Army West Point (2)	Coughlin	Saunders	Tate	Richards	Forster
12/9	at Fairfield (3)	Coughlin	Tate	Aiyalogbe	Richards	Lavergne
12/12	at Siena (2)	Coughlin	Saunders	Tate	Richards	Forster
12/18	vs. UC Davis (4)	Coughlin	Saunders	Tate	Richards	Carter
12/20	@ USC (4)	Coughlin	Saunders	Tate	Richards	Carter
12/30	Yale (5)	Coughlin	Saunders	Aiyalogbe	Richards	Carter
1/6	at UMBC (5)	Coughlin	Saunders	Aiyalogbe	Richards	Carter
1/9	Vermont (6)	Coughlin	Saunders	Aiyalogbe	Richards	Edwards
1/13	at New Hampshire (6)	Coughlin	Saunders	Aiyalogbe	Richards	Edwards
1/16	Maine (6)	Coughlin	Saunders	Aiyalogbe	Richards	Edwards
1/18	at Binghamton (6)	Coughlin	Saunders	Aiyalogbe	Richards	Edwards
1/21	Stony Brook (6)	Coughlin	Saunders	Aiyalogbe	Richards	Edwards
1/27	at UMass Lowell (6)	Coughlin	Saunders	Aiyalogbe	Richards	Edwards
1/31	at Hartford (6)	Coughlin	Saunders	Aiyalogbe	Richards	Edwards
2/3	UMBC (6)	Coughlin	Saunders	Aiyalogbe	Richards	Edwards
2/6	at Vermont (6)	Coughlin	Saunders	Aiyalogbe	Richards	Edwards
2/8	Binghamton (5)	Coughlin	Saunders	Aiyalogbe	Richards	Carter
2/11	New Hampshire (5)	Coughlin	Saunders	Aiyalogbe	Richards	Carter
2/14	at Maine (5)	Coughlin	Saunders	Aiyalogbe	Richards	Carter
2/17	at Stony Brook (2)	Coughlin	Saunders	Tate	Richards	Forster
2/25	UMass Lowell (2)	Coughlin	Saunders	Tate	Richards	Forster
2/28	Hartford (2)	Coughlin	Saunders	Tate	Richards	Forster
3/5	vs. Vermont (2)	Coughlin	Saunders	Tate	Richards	Forster
3/6	at Binghamton (1)	Coughlin	Saunders	Tate	Richards	Edwards

UAlbany Leaders

		<i>Points</i>	<i>Rebounds</i>	<i>Assists</i>	<i>Blocks</i>	<i>Steals</i>
11/15	Pepperdine	24- Tate	9- Saunders/Tate	8- Saunders	0	3- Saunders/Tate
11/18	at Boston University	22- Richards	9- Richards	6- Saunders	1- 2x	6- Coughlin
11/21	vs. Toledo	33- Tate	8- Carter	2- 3x	3- Carter	3- Saunders
11/22	at Rhode Island	31- Richards	13- Carter	6- Saunders	3- Carter	6- Tate
11/27	at Tennessee	19- Richards	10- Richards	4- Saunders/Tate	0	5- Tate
12/1	Providence	28- Richards	11- Forster	8- Saunders	2- Saunders	7- Coughlin
12/5	at Army West Point	28- Richards	6- Richards	10- Saunders	1- 2x	2- Richards/Tate
12/9	at Fairfield	25- Richards	9- Richards	8- Saunders	1- 2x	3- Richards/Tate
12/12	at Siena	27- Tate	9- Carter/Tate	5- Richards	2- Forster	5- Tate
12/18	vs. UC Davis	41- Richards	14- Richards	11- Saunders	1- 3x	4- Tate
12/20	@ USC	33- Richards	9- Richards	8- Saunders	3- Carter	3- Richards/Tate
12/30	Yale	31- Richards	12- Richards	7- Saunders	3- Carter	4- Tate
1/6	at UMBC	18- Tate	12- Richards	8- Saunders	1- 2x	2- Tate
1/9	Vermont	25- Richards	15- Richards	10- Saunders	1- Lavergne	3- Tate
1/13	at New Hampshire	26- Richards	10- Richards	10- Saunders	1- 2x	3- Tate
1/16	Maine	34- Richards	9- Richards	9- Saunders	1- 2x	4- Richards
1/18	at Binghamton	18- Carter	13- Richards	9- Saunders	1- 2x	4- Saunders
1/21	Stony Brook	29- Tate	10- Richards	13- Saunders	2- Carter	3- Saunders
1/27	at UMass Lowell	23- Richards	7- Richards	6- Saunders/Tate	0	5- Tate
1/31	at Hartford	21- Richards	10- Saunders	5- Saunders	1- Richards	5- Saunders
2/3	UMBC	25- Richards	13- Richards	14- Saunders	3- Carter	1- 5x
2/6	at Vermont	19- Tate	18- Carter	5- Tate	2- Carter	4- Tate
2/8	Binghamton	20- Richards	9- Richards	5- Saunders/Tate	0	6- Saunders
2/11	New Hampshire	26- Richards/Tate	7- Forster	11- Saunders	2- Carter/Forster	4- Richards
2/14	at Maine	22- Tate	11- Richards	4- Saunders	1- 3x	3- Richards/Tate
2/17	at Stony Brook	20- Richards	9- Richards	8- Tate	2- Carter	3- Tate
2/25	UMass Lowell	41- Richards	11- Forster	7- Saunders/Tate	2- Forster	3- Tate
2/28	Hartford	28- Tate	9- Carter	7- Saunders	3- Carter	8- Tate
3/5	vs. Vermont	32- Richards	6- Richards	7- Tate	1- Tate	5- Saunders/Tate
3/6	at Binghamton	33- Richards	9- Richards	11- Tate	4- Carter	3- 3x

2015-16 UAlbany Women's Basketball Game Notes - vs. Maine 3/11 - AE Title Game

UAlbany Superlatives		National Women's Basketball Polls																																																																																																																																																																																																																																																																															
<table style="width: 100%; border-collapse: collapse;"> <tr><td>Overall</td><td style="text-align: right;">26-4</td></tr> <tr><td>America East</td><td style="text-align: right;">15-1</td></tr> <tr><td>Non-Conference/Tournament</td><td style="text-align: right;">11-3</td></tr> <tr><td>Home</td><td style="text-align: right;">11-0</td></tr> <tr><td>Away</td><td style="text-align: right;">12-4</td></tr> <tr><td>Neutral</td><td style="text-align: right;">3-0</td></tr> <tr><td>Overtime</td><td style="text-align: right;">0-0</td></tr> <tr><td colspan="2"> </td></tr> <tr><td>Monday</td><td style="text-align: right;">2-0</td></tr> <tr><td>Tuesday</td><td style="text-align: right;">1-0</td></tr> <tr><td>Wednesday</td><td style="text-align: right;">8-0</td></tr> <tr><td>Thursday</td><td style="text-align: right;">3-0</td></tr> <tr><td>Friday</td><td style="text-align: right;">1-1</td></tr> <tr><td>Saturday</td><td style="text-align: right;">6-1</td></tr> <tr><td>Sunday</td><td style="text-align: right;">5-2</td></tr> <tr><td colspan="2"> </td></tr> <tr><td>Leading at the half</td><td style="text-align: right;">24-1</td></tr> <tr><td>Trailing at the half</td><td style="text-align: right;">2-3</td></tr> <tr><td>Tied at the half</td><td style="text-align: right;">0-0</td></tr> <tr><td colspan="2"> </td></tr> <tr><td>UAlbany shoots 50%+ from the floor</td><td style="text-align: right;">12-1</td></tr> <tr><td>UAlbany shoots 40-49% from the floor</td><td style="text-align: right;">14-2</td></tr> <tr><td>UAlbany shoots 40%- from the floor</td><td style="text-align: right;">0-1</td></tr> <tr><td colspan="2"> </td></tr> <tr><td>Opponent shoots 50%+ from the floor</td><td style="text-align: right;">1-1</td></tr> <tr><td>Opponent shoots 40-49% from the floor</td><td style="text-align: right;">8-2</td></tr> <tr><td>Opponent shoots 40%- from the floor</td><td style="text-align: right;">17-1</td></tr> <tr><td colspan="2"> </td></tr> <tr><td>UAlbany shoots higher FG%</td><td style="text-align: right;">25-2</td></tr> <tr><td>Opponent shoots higher FG%</td><td style="text-align: right;">0-2</td></tr> <tr><td colspan="2"> </td></tr> <tr><td>UAlbany scores 70+ points</td><td style="text-align: right;">16-0</td></tr> <tr><td>UAlbany scores 61-70 points</td><td style="text-align: right;">9-2</td></tr> <tr><td>UAlbany scores 51-60 points</td><td style="text-align: right;">1-2</td></tr> <tr><td>UAlbany scores 50- points</td><td style="text-align: right;">0-0</td></tr> <tr><td colspan="2"> </td></tr> <tr><td>Opponent scores 70+ points</td><td style="text-align: right;">0-0</td></tr> <tr><td>Opponent scores 61-70 points</td><td style="text-align: right;">2-4</td></tr> <tr><td>Opponent scores 51-60 points</td><td style="text-align: right;">9-0</td></tr> <tr><td>Opponent scores 50- points</td><td style="text-align: right;">15-0</td></tr> <tr><td colspan="2"> </td></tr> <tr><td>UAlbany makes more 3-pt. FG</td><td style="text-align: right;">3-0</td></tr> <tr><td>UAlbany makes fewer 3-pt. FG</td><td style="text-align: right;">20-4</td></tr> <tr><td colspan="2"> </td></tr> <tr><td>UAlbany makes more free throws</td><td style="text-align: right;">22-2</td></tr> <tr><td>UAlbany makes fewer free throws</td><td style="text-align: right;">3-1</td></tr> <tr><td colspan="2"> </td></tr> <tr><td>UAlbany outrebounds opponent</td><td style="text-align: right;">26-3</td></tr> <tr><td>UAlbany outrebounded by opponent</td><td style="text-align: right;">0-1</td></tr> <tr><td colspan="2"> </td></tr> <tr><td>UAlbany commits fewer turnovers</td><td style="text-align: right;">21-2</td></tr> <tr><td>UAlbany commits more turnovers</td><td style="text-align: right;">5-1</td></tr> <tr><td colspan="2"> </td></tr> <tr><td>Following a win</td><td style="text-align: right;">21-4</td></tr> <tr><td>Following a loss</td><td style="text-align: right;">4-0</td></tr> <tr><td>Games decided by 1-5 points</td><td style="text-align: right;">2-2</td></tr> <tr><td>Games decided by 6-9 points</td><td style="text-align: right;">3-1</td></tr> <tr><td>Games decided by 10+ points</td><td style="text-align: right;">21-1</td></tr> </table>	Overall	26-4	America East	15-1	Non-Conference/Tournament	11-3	Home	11-0	Away	12-4	Neutral	3-0	Overtime	0-0			Monday	2-0	Tuesday	1-0	Wednesday	8-0	Thursday	3-0	Friday	1-1	Saturday	6-1	Sunday	5-2			Leading at the half	24-1	Trailing at the half	2-3	Tied at the half	0-0			UAlbany shoots 50%+ from the floor	12-1	UAlbany shoots 40-49% from the floor	14-2	UAlbany shoots 40%- from the floor	0-1			Opponent shoots 50%+ from the floor	1-1	Opponent shoots 40-49% from the floor	8-2	Opponent shoots 40%- from the floor	17-1			UAlbany shoots higher FG%	25-2	Opponent shoots higher FG%	0-2			UAlbany scores 70+ points	16-0	UAlbany scores 61-70 points	9-2	UAlbany scores 51-60 points	1-2	UAlbany scores 50- points	0-0			Opponent scores 70+ points	0-0	Opponent scores 61-70 points	2-4	Opponent scores 51-60 points	9-0	Opponent scores 50- points	15-0			UAlbany makes more 3-pt. FG	3-0	UAlbany makes fewer 3-pt. FG	20-4			UAlbany makes more free throws	22-2	UAlbany makes fewer free throws	3-1			UAlbany outrebounds opponent	26-3	UAlbany outrebounded by opponent	0-1			UAlbany commits fewer turnovers	21-2	UAlbany commits more turnovers	5-1			Following a win	21-4	Following a loss	4-0	Games decided by 1-5 points	2-2	Games decided by 6-9 points	3-1	Games decided by 10+ points	21-1	<table style="width: 100%; border-collapse: collapse;"> <tr><td colspan="2">AP Top 25 (Updated: 3/7)</td></tr> <tr><td colspan="2">1. UConn (32)</td></tr> <tr><td colspan="2">2. Notre Dame</td></tr> <tr><td colspan="2">3. South Carolina</td></tr> <tr><td colspan="2">4. Baylor</td></tr> <tr><td colspan="2">5. Maryland</td></tr> <tr><td colspan="2">6. Oregon State</td></tr> <tr><td colspan="2">7. Texas</td></tr> <tr><td colspan="2">8. Louisville</td></tr> <tr><td colspan="2">9. Ohio State</td></tr> <tr><td colspan="2">10. UCLA</td></tr> <tr><td colspan="2">11. Arizona State</td></tr> <tr><td colspan="2">12. Kentucky</td></tr> <tr><td colspan="2">13. Stanford</td></tr> <tr><td colspan="2">14. Syracuse</td></tr> <tr><td colspan="2">15. Mississippi State</td></tr> <tr><td colspan="2">16. Michigan State</td></tr> <tr><td colspan="2">17. Florida State</td></tr> <tr><td colspan="2">18. DePaul</td></tr> <tr><td colspan="2">19. Texas A&M</td></tr> <tr><td colspan="2">20. Miami</td></tr> <tr><td colspan="2">21. South Florida</td></tr> <tr><td colspan="2">22. Colorado State</td></tr> <tr><td colspan="2">23. West Virginia</td></tr> <tr><td colspan="2">24. Oklahoma</td></tr> <tr><td colspan="2">25. Florida</td></tr> <tr><td colspan="2">USA Today Sports DI Coaches Poll (3/8)</td></tr> <tr><td colspan="2">1. UConn (32)</td></tr> <tr><td colspan="2">2. South Carolina</td></tr> <tr><td colspan="2">3. Notre Dame</td></tr> <tr><td colspan="2">4. Baylor</td></tr> <tr><td colspan="2">5. Maryland</td></tr> <tr><td colspan="2">6. Oregon State</td></tr> <tr><td colspan="2">7. Texas</td></tr> <tr><td colspan="2">8. Louisville</td></tr> <tr><td colspan="2">9. Ohio State</td></tr> <tr><td colspan="2">10. Florida State</td></tr> <tr><td colspan="2">11. Arizona State</td></tr> <tr><td colspan="2">12. UCLA</td></tr> <tr><td colspan="2">13. Kentucky</td></tr> <tr><td colspan="2">14. Mississippi State</td></tr> <tr><td colspan="2">15. Syracuse</td></tr> <tr><td colspan="2">16. Stanford</td></tr> <tr><td colspan="2">17. Michigan State</td></tr> <tr><td colspan="2">18. Texas A&M</td></tr> <tr><td colspan="2">19. Miami</td></tr> <tr><td colspan="2">20. South Florida</td></tr> <tr><td colspan="2">21. DePaul</td></tr> <tr><td colspan="2">22. Colorado State</td></tr> <tr><td colspan="2">23. Oklahoma</td></tr> <tr><td colspan="2">24. BYU</td></tr> <tr><td colspan="2">25. Florida</td></tr> <tr><td colspan="2">College Insider Mid-Major Top 25 (3/8)</td></tr> <tr><td colspan="2">1. Florida Gulf Coast (24)</td></tr> <tr><td colspan="2">2. Princeton (2)</td></tr> <tr><td colspan="2">3. James Madison (2)</td></tr> <tr><td colspan="2">4. Green Bay (1)</td></tr> <tr><td colspan="2">5. Arkansas State (1)</td></tr> <tr><td colspan="2">6. BYU (1)</td></tr> <tr><td colspan="2">7. UAlbany</td></tr> <tr><td colspan="2">8. Ohio</td></tr> <tr><td colspan="2">9. Chattanooga</td></tr> <tr><td colspan="2">10. Army West Point</td></tr> <tr><td colspan="2">11. Saint Mary's</td></tr> <tr><td colspan="2">12. South Dakota State</td></tr> <tr><td colspan="2">13. Penn</td></tr> <tr><td colspan="2">14. Maine</td></tr> <tr><td colspan="2">15. South Dakota</td></tr> <tr><td colspan="2">16. San Diego</td></tr> <tr><td colspan="2">17. Abilene Christian</td></tr> <tr><td colspan="2">18. Central Arkansas</td></tr> <tr><td colspan="2">19. UC Riverside</td></tr> <tr><td colspan="2">20. New Mexico State</td></tr> <tr><td colspan="2">21. Santa Clara</td></tr> <tr><td colspan="2">22. Bucknell</td></tr> <tr><td colspan="2">23. Northern Iowa</td></tr> <tr><td colspan="2">24. Quinnipiac</td></tr> <tr><td colspan="2">25. Iona</td></tr> </table>	AP Top 25 (Updated: 3/7)		1. UConn (32)		2. Notre Dame		3. South Carolina		4. Baylor		5. Maryland		6. Oregon State		7. Texas		8. Louisville		9. Ohio State		10. UCLA		11. Arizona State		12. Kentucky		13. Stanford		14. Syracuse		15. Mississippi State		16. Michigan State		17. Florida State		18. DePaul		19. Texas A&M		20. Miami		21. South Florida		22. Colorado State		23. West Virginia		24. Oklahoma		25. Florida		USA Today Sports DI Coaches Poll (3/8)		1. UConn (32)		2. South Carolina		3. Notre Dame		4. Baylor		5. Maryland		6. Oregon State		7. Texas		8. Louisville		9. Ohio State		10. Florida State		11. Arizona State		12. UCLA		13. Kentucky		14. Mississippi State		15. Syracuse		16. Stanford		17. Michigan State		18. Texas A&M		19. Miami		20. South Florida		21. DePaul		22. Colorado State		23. Oklahoma		24. BYU		25. Florida		College Insider Mid-Major Top 25 (3/8)		1. Florida Gulf Coast (24)		2. Princeton (2)		3. James Madison (2)		4. Green Bay (1)		5. Arkansas State (1)		6. BYU (1)		7. UAlbany		8. Ohio		9. Chattanooga		10. Army West Point		11. Saint Mary's		12. South Dakota State		13. Penn		14. Maine		15. South Dakota		16. San Diego		17. Abilene Christian		18. Central Arkansas		19. UC Riverside		20. New Mexico State		21. Santa Clara		22. Bucknell		23. Northern Iowa		24. Quinnipiac		25. Iona	
Overall	26-4																																																																																																																																																																																																																																																																																
America East	15-1																																																																																																																																																																																																																																																																																
Non-Conference/Tournament	11-3																																																																																																																																																																																																																																																																																
Home	11-0																																																																																																																																																																																																																																																																																
Away	12-4																																																																																																																																																																																																																																																																																
Neutral	3-0																																																																																																																																																																																																																																																																																
Overtime	0-0																																																																																																																																																																																																																																																																																
Monday	2-0																																																																																																																																																																																																																																																																																
Tuesday	1-0																																																																																																																																																																																																																																																																																
Wednesday	8-0																																																																																																																																																																																																																																																																																
Thursday	3-0																																																																																																																																																																																																																																																																																
Friday	1-1																																																																																																																																																																																																																																																																																
Saturday	6-1																																																																																																																																																																																																																																																																																
Sunday	5-2																																																																																																																																																																																																																																																																																
Leading at the half	24-1																																																																																																																																																																																																																																																																																
Trailing at the half	2-3																																																																																																																																																																																																																																																																																
Tied at the half	0-0																																																																																																																																																																																																																																																																																
UAlbany shoots 50%+ from the floor	12-1																																																																																																																																																																																																																																																																																
UAlbany shoots 40-49% from the floor	14-2																																																																																																																																																																																																																																																																																
UAlbany shoots 40%- from the floor	0-1																																																																																																																																																																																																																																																																																
Opponent shoots 50%+ from the floor	1-1																																																																																																																																																																																																																																																																																
Opponent shoots 40-49% from the floor	8-2																																																																																																																																																																																																																																																																																
Opponent shoots 40%- from the floor	17-1																																																																																																																																																																																																																																																																																
UAlbany shoots higher FG%	25-2																																																																																																																																																																																																																																																																																
Opponent shoots higher FG%	0-2																																																																																																																																																																																																																																																																																
UAlbany scores 70+ points	16-0																																																																																																																																																																																																																																																																																
UAlbany scores 61-70 points	9-2																																																																																																																																																																																																																																																																																
UAlbany scores 51-60 points	1-2																																																																																																																																																																																																																																																																																
UAlbany scores 50- points	0-0																																																																																																																																																																																																																																																																																
Opponent scores 70+ points	0-0																																																																																																																																																																																																																																																																																
Opponent scores 61-70 points	2-4																																																																																																																																																																																																																																																																																
Opponent scores 51-60 points	9-0																																																																																																																																																																																																																																																																																
Opponent scores 50- points	15-0																																																																																																																																																																																																																																																																																
UAlbany makes more 3-pt. FG	3-0																																																																																																																																																																																																																																																																																
UAlbany makes fewer 3-pt. FG	20-4																																																																																																																																																																																																																																																																																
UAlbany makes more free throws	22-2																																																																																																																																																																																																																																																																																
UAlbany makes fewer free throws	3-1																																																																																																																																																																																																																																																																																
UAlbany outrebounds opponent	26-3																																																																																																																																																																																																																																																																																
UAlbany outrebounded by opponent	0-1																																																																																																																																																																																																																																																																																
UAlbany commits fewer turnovers	21-2																																																																																																																																																																																																																																																																																
UAlbany commits more turnovers	5-1																																																																																																																																																																																																																																																																																
Following a win	21-4																																																																																																																																																																																																																																																																																
Following a loss	4-0																																																																																																																																																																																																																																																																																
Games decided by 1-5 points	2-2																																																																																																																																																																																																																																																																																
Games decided by 6-9 points	3-1																																																																																																																																																																																																																																																																																
Games decided by 10+ points	21-1																																																																																																																																																																																																																																																																																
AP Top 25 (Updated: 3/7)																																																																																																																																																																																																																																																																																	
1. UConn (32)																																																																																																																																																																																																																																																																																	
2. Notre Dame																																																																																																																																																																																																																																																																																	
3. South Carolina																																																																																																																																																																																																																																																																																	
4. Baylor																																																																																																																																																																																																																																																																																	
5. Maryland																																																																																																																																																																																																																																																																																	
6. Oregon State																																																																																																																																																																																																																																																																																	
7. Texas																																																																																																																																																																																																																																																																																	
8. Louisville																																																																																																																																																																																																																																																																																	
9. Ohio State																																																																																																																																																																																																																																																																																	
10. UCLA																																																																																																																																																																																																																																																																																	
11. Arizona State																																																																																																																																																																																																																																																																																	
12. Kentucky																																																																																																																																																																																																																																																																																	
13. Stanford																																																																																																																																																																																																																																																																																	
14. Syracuse																																																																																																																																																																																																																																																																																	
15. Mississippi State																																																																																																																																																																																																																																																																																	
16. Michigan State																																																																																																																																																																																																																																																																																	
17. Florida State																																																																																																																																																																																																																																																																																	
18. DePaul																																																																																																																																																																																																																																																																																	
19. Texas A&M																																																																																																																																																																																																																																																																																	
20. Miami																																																																																																																																																																																																																																																																																	
21. South Florida																																																																																																																																																																																																																																																																																	
22. Colorado State																																																																																																																																																																																																																																																																																	
23. West Virginia																																																																																																																																																																																																																																																																																	
24. Oklahoma																																																																																																																																																																																																																																																																																	
25. Florida																																																																																																																																																																																																																																																																																	
USA Today Sports DI Coaches Poll (3/8)																																																																																																																																																																																																																																																																																	
1. UConn (32)																																																																																																																																																																																																																																																																																	
2. South Carolina																																																																																																																																																																																																																																																																																	
3. Notre Dame																																																																																																																																																																																																																																																																																	
4. Baylor																																																																																																																																																																																																																																																																																	
5. Maryland																																																																																																																																																																																																																																																																																	
6. Oregon State																																																																																																																																																																																																																																																																																	
7. Texas																																																																																																																																																																																																																																																																																	
8. Louisville																																																																																																																																																																																																																																																																																	
9. Ohio State																																																																																																																																																																																																																																																																																	
10. Florida State																																																																																																																																																																																																																																																																																	
11. Arizona State																																																																																																																																																																																																																																																																																	
12. UCLA																																																																																																																																																																																																																																																																																	
13. Kentucky																																																																																																																																																																																																																																																																																	
14. Mississippi State																																																																																																																																																																																																																																																																																	
15. Syracuse																																																																																																																																																																																																																																																																																	
16. Stanford																																																																																																																																																																																																																																																																																	
17. Michigan State																																																																																																																																																																																																																																																																																	
18. Texas A&M																																																																																																																																																																																																																																																																																	
19. Miami																																																																																																																																																																																																																																																																																	
20. South Florida																																																																																																																																																																																																																																																																																	
21. DePaul																																																																																																																																																																																																																																																																																	
22. Colorado State																																																																																																																																																																																																																																																																																	
23. Oklahoma																																																																																																																																																																																																																																																																																	
24. BYU																																																																																																																																																																																																																																																																																	
25. Florida																																																																																																																																																																																																																																																																																	
College Insider Mid-Major Top 25 (3/8)																																																																																																																																																																																																																																																																																	
1. Florida Gulf Coast (24)																																																																																																																																																																																																																																																																																	
2. Princeton (2)																																																																																																																																																																																																																																																																																	
3. James Madison (2)																																																																																																																																																																																																																																																																																	
4. Green Bay (1)																																																																																																																																																																																																																																																																																	
5. Arkansas State (1)																																																																																																																																																																																																																																																																																	
6. BYU (1)																																																																																																																																																																																																																																																																																	
7. UAlbany																																																																																																																																																																																																																																																																																	
8. Ohio																																																																																																																																																																																																																																																																																	
9. Chattanooga																																																																																																																																																																																																																																																																																	
10. Army West Point																																																																																																																																																																																																																																																																																	
11. Saint Mary's																																																																																																																																																																																																																																																																																	
12. South Dakota State																																																																																																																																																																																																																																																																																	
13. Penn																																																																																																																																																																																																																																																																																	
14. Maine																																																																																																																																																																																																																																																																																	
15. South Dakota																																																																																																																																																																																																																																																																																	
16. San Diego																																																																																																																																																																																																																																																																																	
17. Abilene Christian																																																																																																																																																																																																																																																																																	
18. Central Arkansas																																																																																																																																																																																																																																																																																	
19. UC Riverside																																																																																																																																																																																																																																																																																	
20. New Mexico State																																																																																																																																																																																																																																																																																	
21. Santa Clara																																																																																																																																																																																																																																																																																	
22. Bucknell																																																																																																																																																																																																																																																																																	
23. Northern Iowa																																																																																																																																																																																																																																																																																	
24. Quinnipiac																																																																																																																																																																																																																																																																																	
25. Iona																																																																																																																																																																																																																																																																																	

UALBANY - FOUR-TIME AMERICA EAST CHAMPION



The University at Albany Great Danes women's basketball team has been the America East champion the past four years, combining to go 102-26 and winning 67 out of 72 games against conference opponents, including going 11-0 in the league tournament. UAlbany won its first four America East championships in those seasons and became the second program to win the America East four years in a row, joining Maine, which won from 1995-98.

In 2012, 2-seed UAlbany defeated UMBC 69-61 for its first-ever America East title. The next season, the Great Danes went undefeated in conference play, earning a 61-52 win over 2-seed Hartford for a second conference title. Then in 2014, 1-seed UAlbany avenged an earlier loss to 2-seed Stony Brook to win 70-46 and take a third-straight America East title. In 2015, UAlbany got the 2-seed after earning a share of the regular season title with Maine. Defeating Vermont and UMBC, UAlbany hosted the title game against Hartford and won 85-76 to earn championship number four.

In the 2012-13 season, UAlbany went a perfect 16-0 in the conference and won the tournament. The Great Danes were the first team to go undefeated in league play and win the tournament since Maine did in the 1995-96 season.

After graduating the top senior class in program history, UAlbany did not lose a beat as the Great Danes went 15-1 in the America East in the 2013-14 season and won its third-consecutive title. America East Player of the Year Shereesha Richards set a program record for single-season record for scoring, averaging 20 points a game. UAlbany became the first program to win three-straight America East titles since Maine did it from 1995-97.

Taking the program reins, Shereesha Richards set a new season-scoring record in 2014 and broke it in 2015, now standing as the team's all-time leading scorer. Sarah Royals, who set a new single-season assists record in 2013-14 with 159 and became the program's all-time leading assists leader the next season.

Sarah Royals and Margarita Rosario have been part of all four championships.

Coach Katie Abrahamson-Henderson

6th Year at UAlbany

2011-12, 2012-13, 2013-14 America East Coach of the Year



Katie Abrahamson-Henderson, a three-time America East Coach of the Year, enters her sixth season at the helm of the Great Dane program after leading UAlbany to four-consecutive America East titles with a combined 118-42 overall tally and 68-12 conference record in her first five years.

Under Coach Abe's tenure, UAlbany won 38-consecutive America East regular season contests from Feb. 1, 2012 through Feb. 26, 2014, setting a new league record and holding then then-longest conference winning streak in all of Division I. The new streak surpassed the old record of 37-straight set by Maine from 1995-97 under coach Joanne P. McCallie, the mentor of Coach Abe at Maine and Michigan State.

Since the start of the 2010-11 season, UAlbany has had the program's first-ever DI All-American, three America East Players of the Year, four AE Defensive Players of the Year, an AE Scholar-Athlete of the Year, an AE Rookie of the Year, seven All-America East First Team selections, 14 total All-America East players, 10 AE All-Defensive Team players and four AE All-Academic Team players.

Abrahamson-Henderson, the 10th head coach in the UAlbany program's history, was previously the associate head coach at Indiana University. She served as Missouri State University's head coach from 2002-07, leading that program to three NCAA Tournament appearances. As a coach, she has helped four different teams reach the NCAA Tournament and six reach postseason play.

Into the 2014-15 season, the Great Danes earned their fourth-consecutive America East tournament title and sharing the regular season title, going 24-9 overall with a 14-2 America East record. UAlbany had a number of program firsts that season, including the first win over a Power Five program, defeating three-time reigning Big Ten regular season champion Penn State to earn a berth into the Preseason WNIT semifinals, the first DI All-American with Shereesha Richards and the program's highest-ever NCAA seeding at 13, battling Duke to the end and leading in the final minute, falling to the Blue Devils 54-52.

After losing its stellar four-person senior class the previous year, the 2013-14 Great Danes did not lose a beat, earning a three-peat as America East champion, going 28-5 with a 15-1 conference record. The team earned the 1-seed in the America East Tournament after winning its first 15 league games, defeating Binghamton, Hartford and Stony Brook in succession for the conference title. UAlbany got a 15-seed in the NCAAs and pushed 2-seed West Virginia to the brink before falling 76-61 in the NCAA First Round.

The Great Danes dominated all conference opposition in the 2012-13 season with a 27-4 overall record, winning all games against America East opponents including 16 regular season games and all league championship contests. UAlbany became the first team to go undefeated in the America East and win the conference since the 1995-96 season.

After posting a record turnaround in her first season with the Great Danes, Abrahamson-Henderson led UAlbany to its then-best record in Division I history in the 2011-12, going 23-10 overall. The Great Danes brought home their first-ever America East Conference title, and represented the league in the NCAA Tournament. UAlbany visited defending National Champions Texas A&M, and held with the Aggies for most of the game.

At Missouri State, she guided that program to three Missouri Valley Conference tournament championships, two MVC regular-season titles and three NCAA berths. The Bears, who also won the 2005 WNIT championship, posted a 95-61 record during her five seasons. In addition, she coached a pair of MVC players of the year, 11 all-conference honorees, two of the program's all-time leading scorers and 13 MVC scholar-athletes.

Year-by-Year Coaching Record

Year	School	Record
15-16	UAlbany	26-4
14-15	UAlbany	24-9, AE Title
13-14	UAlbany	28-5, AE Title
12-13	UAlbany	27-4, AE Title
11-12	UAlbany	23-10, AE Title
10-11	UAlbany	16-14
Overall UAlbany Record: 144-46		
09-10	Indiana (A-HC)	14-16
08-09	Indiana (A-HC)	21-11
07-08	Washington (Asst.)	13-18
06-07	Missouri St.	7-21
05-06	Missouri St.	17-15, MVC Title
04-05	Missouri St.	25-8
03-04	Missouri St.	28-4, MVC Title
02-03	Missouri St.	18-13, MVC Title
01-02	Michigan St. (A-HC)	19-13
00-01	Michigan St. (A-HC)	10-18
99-00	Iowa St. (Asst.)	27-6, Big 12 Title
98-99	Iowa St. (Asst.)	25-8
97-98	Iowa St. (Asst.)	25-8
96-97	Iowa St. (Asst.)	17-12
95-96	Iowa St. (Asst.)	17-10
94-95	Iowa St. (Asst.)	8-19
93-94	Maine (Asst.)	20-7
92-93	Maine (Asst.)	9-20
91-92	Duquesne (Asst.)	8-20
90-91	Duquesne (Asst.)	6-22

Overall HC Record: 239-107

Education:

Iowa '90, B.S. in physical education

Duquesne '92, M.S. in education

Husband: Michael A. Henderson


Children: Savannah, Brooklyn

UAlbany Assistant Coaches



Mary Grimes - 6th Season (Siena '03)

Mary Grimes enters her sixth season as an assistant coach at the University at Albany. Grimes serves the team as a recruiting coordinator, compliance liaison and works directly with the development of guards. She also makes opponent scouting reports and assists with game preparation. Grimes worked directly with Ebone Henry, the 2013 America East Co-Player of the Year and a three-time all-conference guard.



Tahnee Balerio - 6th Season (Missouri St. '08)

Tahnee Balerio enters her sixth season at University at Albany, starting her third season as an assistant coach after serving as the director of basketball operations. She is responsible for the development of guards, the day-to-day practice schedule and ordering/distribution of equipment. She also makes opponent scouting reports and assists with game preparation and recruiting.



Isoken Uzamere - 4th Season (Hofstra '11)

Isoken Uzamere enters her fourth season with the Great Danes, being promoted to assistant coach after serving two years as the graduate assistant manager. Uzamere will serve as a recruiter, work directly with the UAlbany post players, oversee the team's managers and student assistants, serve as the team's strength and conditioning, nutrition and weight room liaison, and assist with scouting reports and game preparation.



Elizabeth Tapler - 1st Season (Pacific Lutheran '15)


Liz Tapler begins her first season with the UAlbany women's basketball program as the director of operations. Along with handling the daily operations and assisting the coaching staff with administrative duties and travel logistics, she is the team's academic and community relations liaison plus supervises all non-coaching personnel and managers for the team. She also helps monitor the team's budget and expenses.



Jordyn Wartts - 1st Season (Skidmore '14)

Jordyn Wartts, a former standout at Skidmore, has joined UAlbany as a graduate assistant manager for the 2015-16 season. Wartts was one of Skidmore's primary guards, earning Liberty League Defensive Player of the Year in the 2012-13 season. She is currently pursuing her Master's at the University at Albany School of Public Health and was a member of the Post-Baccalaureate Pre-Med Program at Washington University in St. Louis.

#1 Erin Coughlin (5-6 Sr. G) North Attleboro, Mass. (Tabor Academy)



2014-15: Played as a primary reserve, appearing in 30 games with eight starts at guard... Took the most three-point attempts on the team, shooting 28% (28-100) and moving into top-10 in UAlbany history in three-point field goals with 89... Finished the year with 93 points, 29 rebounds and 20 assists... Three double-digit scoring games, including two in a row: 11 points @ Colgate (12/6) and 12 points off season-high four three-point field goals and five rebounds @ Marist (12/10)... Scored six points in NCAA First Round game at Duke (3/20).

2013-14: Played in all 33 games, starting 17... Team's primary three-point shooter, going 34% (55-162)... Second in the America East in assist/turnover ratio at 1.8, first among league players with at least 50 assists... Ranked sixth in the America East in three-point % and three-point field goals made per game (1.7)... Averaged 5.9 points and 1.9 assists per game... 4-8 from three against NJIT (12/10), totaling 14 points, later earning career-high 18 points off 6-8 three-point shots at UMass Lowell (1/16).

2012-13: Played in 16 games as a freshman off the bench... Finished the season with 23 points and 11 assists, including going 6-18 from three-point range... Scored first collegiate points against Dartmouth (11/24)... Season-best five points against Dartmouth.

High School: Four-year varsity basketball letterwinner and senior captain at Tabor Academy Prep School... Averaged 14.6 points, 3.1 assists, 2.3 rebounds and 1.8 steals per game as a senior... Led the Seawolves to the New England Prep School Atlantic Conference Tournament for the last four seasons... Key contributor to Tabor's two state championships and 59-4 record from 2009-11... Shot a career 43.0 percent behind the three-point arc.

Personal: Intending to major in Human Biology... Daughter of Jack and Jodie Coughlin... Born Dec. 13, 1993... Has a brother, Sean and a sister, Sarah.

Career Highs

Points: 18 (@ UML, 1/16/14)
Field Goals: 6 (@ UML, 1/16/14)
3-Pt FG: 6 (@ UML, 1/16/14)
Rebounds: 8 (vs. Vermont, 1/9/16)
Assists: 6 (2x, last: @ BU, 3/6/16)
Blocks: 1 (3x, last: @ Maine, 2/14/16)
Steals: 7 (vs. Providence, 12/1/15)

Season Highs

Points: 14 (@ Hartford, 1/31/16)
Field Goals: 5 (@ Hartford, 1/31/16)
3-Pt FG: 4 (4x, last: @ Hartford, 1/31/16)
Rebounds: 8 (vs. Vermont, 1/9/16)
Assists: 6 (@ Binghamton, 3/6/16)
Blocks: 1 (2x, last: @ Maine, 2/14/16)
Steals: 7 (vs. Providence, 12/1/15)


Game-by-Game Statistics

Date	Opponent	G-S	Min	FG	3FG	FT	O-D	Reb	PF	A	TO	Blk	Stl	Pts
11/15	Pepperdine	1-1	35	1-13	1-13	0-0	0-1	1	1	3	0	0	1	3
11/18	at Boston University	1-1	24	1-7	1-6	0-0	1-1	2	1	3	0	0	6	3
11/21	vs. Toledo	1-1	40	2-9	2-8	0-0	0-2	2	1	1	3	0	0	6
11/22	@ URI	1-1	29	0-4	0-4	0-0	0-0	0	1	2	0	0	1	0
11/27	at Tennessee	1-1	40	4-9	4-9	0-0	0-1	1	1	0	3	0	1	12
12/1	Providence	1-1	38	1-6	1-4	2-4	0-0	0	1	2	2	0	7	5
12/5	at Army West Point	1-1	38	3-8	3-8	0-0	0-1	1	1	3	2	0	0	9
12/9	at Fairfield	1-1	35	2-4	2-3	0-0	0-3	3	2	3	2	0	1	6
12/12	at Siena	1-1	40	1-5	1-5	0-0	1-2	3	2	2	4	0	2	3
12/18	vs. UC Davis	1-1	40	0-4	0-4	2-2	0-0	0	1	5	0	0	1	2
12/20	@ USC	1-1	34	2-3	2-3	0-0	0-1	1	4	1	2	0	2	6
12/30	Yale	1-1	13	0-1	0-1	0-0	0-1	1	0	0	3	0	1	0
1/6	at UMBC	1-1	34	4-9	4-9	0-0	1-5	6	1	4	0	0	1	12
1/9	Vermont	1-1	27	0-3	0-2	1-2	1-7	8	3	0	0	0	2	1
1/13	at New Hampshire	1-1	31	4-7	4-7	0-0	0-2	2	1	3	0	0	2	12
1/16	Maine	1-1	31	1-5	1-5	0-0	0-2	2	2	0	1	0	0	3
1/18	at Binghamton	1-1	21	0-3	0-3	0-0	0-1	1	2	2	0	0	0	0
1/21	Stony Brook	1-1	29	2-5	2-4	0-0	0-3	3	2	2	1	1	2	6
1/27	at UMass Lowell	1-1	29	2-6	1-5	0-0	0-2	2	2	2	0	0	0	5
1/31	at Hartford	1-1	30	5-9	4-7	0-0	1-1	2	1	4	1	0	3	14
2/3	UMBC	1-1	25	1-5	1-5	0-0	0-0	0	3	1	0	0	1	3
2/6	at Vermont	1-1	32	2-6	2-4	0-0	1-2	3	2	2	0	0	2	6
2/8	Binghamton	1-1	20	1-3	1-3	0-0	0-1	1	1	1	1	0	1	3
2/11	New Hampshire	1-1	29	2-7	2-6	0-0	1-0	1	1	1	0	0	2	6
2/14	at Maine	1-1	36	1-6	0-5	0-0	1-1	2	1	2	0	1	0	2
2/17	at Stony Brook	1-1	36	2-7	2-6	0-0	0-2	2	1	0	0	0	1	6
2/25	UMass Lowell	1-1	27	3-9	2-8	0-0	2-3	5	0	4	1	0	2	8
2/28	Hartford	1-1	35	1-5	1-5	0-0	0-3	3	1	5	1	0	1	3
3/5	Vermont	1-1	29	1-5	0-4	1-2	1-1	2	0	5	0	0	2	3
3/6	at Binghamton	1-1	34	3-9	3-8	0-0	0-4	4	1	6	0	1	0	9

Career Statistics

Year	G-S	Min-Avg	FG-A	%	3FG-A	%	FT-A	%	Off-Def	Reb	Avg	Ast	TO	Blk	Stl	Pts	Avg
2012-13	16-0	87-5.4	7-21	.333	6-18	.333	3-5	.600	1-6	7	0.4	11	9	0	3	23	1.4
2013-14	33-17	644-19.5	67-192	.349	55-162	.340	6-9	.667	5-36	41	1.2	63	36	1	35	195	5.9
2014-15	30-8	409-13.6	31-105	.295	28-100	.280	3-6	.500	4-25	29	1.0	20	24	0	11	93	3.1
2015-16	30-30	941-31.4	52-182	.286	47-164	.287	6-10	.600	11-53	64	2.1	69	27	3	45	157	5.2
Career	109-55	2071-19.0	157-500	.314	136-436	.312	18-31	.581	21-120	141	1.3	163	96	4	94	468	4.3

#2 Aubrey Hernandez (5-6 R-Jr. G)
Troy, N.Y. (Hudson Valley C.C./Loudonville Christian)



UAlbany: Earned a scholarship at UAlbany starting in the 2015-16 season.

JUCO: Attended Hudson Valley Community College, graduating in 2014.

High School: Lettered four years in basketball and one year in soccer at Loudonville Christian... Served as a team captain in junior and senior seasons... In senior year, averaged 13.5 points a game, totaling 175.

Personal: Majoring in digital forensics... Born Feb. 10, 1992... Daughter of Kelly Holter... Has a brother, Todd.

Career Highs (UAlbany)

Points: 2 (@ UMBC, 1/6/16)
 Field Goals: 1 (@ UMBC, 1/6/16)
 3-Pt FG: N/A
 Rebounds: 2 (@ Vermont, 2/6/16)
 Assists: 1 (@ UMass Lowell, 1/27/16)
 Blocks: 1 (@ UNH, 1/13/16)
 Steals: N/A

Season Highs

Points: 2 (@ UMBC, 1/6/16)
 Field Goals: 1 (@ UMBC, 1/6/16)
 3-Pt FG: N/A
 Rebounds: 2 (@ Vermont, 2/6/16)
 Assists: 1 (@ UMass Lowell, 1/27/16)
 Blocks: 1 (@ UNH, 1/13/16)
 Steals: N/A

Game-by-Game Statistics

Date	Opponent	G-S	Min	FG	3FG	FT	O-D	Reb	PF	A	TO	Blk	Stl	Pts
11/15	Pepperdine	DNP												
11/18	at Boston University	1-0	2	0-1	0-0	0-2	0-0	0	0	0	0	0	0	0
11/21	vs. Toledo	DNP												
11/22	@ URI	DNP												
11/27	at Tennessee	DNP												
12/1	Providence	DNP												
12/5	at Army West Point	DNP												
12/9	at Fairfield	DNP												
12/12	at Siena	DNP												
12/18	vs. UC Davis	DNP												
12/20	@ USC	DNP												
12/30	Yale	DNP												
1/6	at UMBC	1-0	2	1-2	0-1	0-0	0-0	0	0	0	0	0	0	2
1/9	Vermont	1-0	1	0-1	0-1	0-0	0-0	0	1	0	0	0	0	0
1/13	at New Hampshire	1-0	3	0-0	0-0	0-0	0-0	0	0	0	0	1	0	0
1/16	Maine	DNP												
1/18	at Binghamton	DNP												
1/21	Stony Brook	DNP												
1/27	at UMass Lowell	1-0	1	0-0	0-0	0-0	0-0	0	1	1	0	0	0	0
1/31	at Hartford	1-0	1	0-0	0-0	0-0	0-0	0	0	0	0	0	0	0
2/3	UMBC	DNP												
2/6	at Vermont	1-0	3	0-1	0-1	0-0	1-1	2	0	0	1	0	0	0
2/8	Binghamton	DNP												
2/11	New Hampshire	DNP												
2/14	at Maine	DNP												
2/17	at Stony Brook	DNP												
2/25	UMass Lowell	DNP												
2/28	Hartford	1-0	2	0-3	0-1	0-0	0-1	1	0	1	0	0	0	0
3/5	Vermont	1-0	5	0-0	0-0	0-2	0-1	1	1	0	0	0	0	0
3/6	at Binghamton	1-0	2	0-2	0-1	0-0	0-1	1	0	0	0	0	0	0

Career Statistics (UAlbany)

Year	G-S	Min-Avg	FG-A	%	3FG-A	%	FT-A	%	Off-Def	Reb	Avg	Ast	TO	Blk	Stl	Pts	Avg
2015-16	10-0	22-2.2	1-10	.100	0-5	.000	0-4	.000	1-4	5	0.5	2	1	1	0	2	0.2
2016-17																	
Career	10-0	22-2.2	1-10	.100	0-5	.000	0-4	.000	1-4	5	0.5	2	1	1	0	2	0.2

#10 Bailey Hixson (6-1 Jr. F)
Shortsville, N.Y. (Monroe C.C./Manchester-Shortsville)



JUCO: Graduated from Monroe Community College in 2015... Two-year starter, leading Tribunes to combined 53-7 record and fourth place in 2015 NJCAA Tournament... Region 3, District 2 All-Star, First Team All-Region and First Team NJCAA All-Tournament Team in 2014-15 season... Shot 43.6% in JUCO career, averaging 10.7 points per game... 44% three-point FG rate as a sophomore team captain, shooting 46.1% from the field for 11.8 points a game..

High School: Competed in basketball, softball, soccer and outdoor track at Manchester-Shortsville Central School District (Red Jacket)... Player of the Year for Finger Lakes West in senior year, also being named Third Team All-State, First Team All-Great Rochester and Finger Lakes Fab Five... Scored 1,594 points in high school, averaging 16 points and 8.6 rebounds a contest... Member of the National Honor Society.

Personal: Intending to major in business... Born April 17, 1995... Daughter of James and Diane Hixson... Has a brother, Tyler, who played basketball at Keuka College.

Career Highs

Points: 9 (vs. Vermont, 3/5/16)
 Field Goals: 3 (vs. Vermont, 3/5/16)
 3-Pt FG: 3 (vs. Vermont, 3/5/16)
 Rebounds: 4 (@ Boston Univ., 11/18/15)
 Assists: 1 (2x, last: vs. UNH, 2/11/16)
 Blocks: 1 (vs. UMass Lowell, 2/25/16)
 Steals: 1 (2x, last: vs. UNH, 2/11/16)

Season Highs

Points: 9 (vs. Vermont, 3/5/16)
 Field Goals: 3 (vs. Vermont, 3/5/16)
 3-Pt FG: 3 (vs. Vermont, 3/5/16)
 Rebounds: 4 (@ Boston Univ., 11/18/15)
 Assists: 1 (2x, last: vs. UNH, 2/11/16)
 Blocks: 1 (vs. UMass Lowell, 2/25/16)
 Steals: 1 (2x, last: vs. UNH, 2/11/16)

Game-by-Game Statistics

Date	Opponent	G-S	Min	FG	3FG	FT	O-D	Reb	PF	A	TO	Blk	Stl	Pts
11/15	Pepperdine	1-0	1	0-0	0-0	0-0	0-0	0	1	0	1	0	0	0
11/18	at Boston University	1-0	12	2-3	2-3	0-0	0-4	4	0	0	0	0	0	6
11/21	vs. Toledo	DNP												
11/22	@ URI	DNP												
11/27	at Tennessee	DNP												
12/1	Providence	DNP												
12/5	at Army West Point	DNP												
12/9	at Fairfield	DNP												
12/12	at Siena	DNP												
12/18	vs. UC Davis	DNP												
12/20	@ USC	DNP												
12/30	Yale	DNP												
1/6	at UMBC	DNP												
1/9	Vermont	DNP												
1/13	at New Hampshire	1-0	5	0-2	0-2	0-0	0-1	1	0	0	1	0	0	0
1/16	Maine	DNP												
1/18	at Binghamton	DNP												
1/21	Stony Brook	DNP												
1/27	at UMass Lowell	1-0	5	1-1	1-1	0-0	0-0	0	0	1	0	0	0	3
1/31	at Hartford	1-0	5	1-1	1-1	0-0	0-0	0	0	0	0	0	1	3
2/3	UMBC	DNP												
2/6	at Vermont	1-0	7	2-6	1-4	0-0	0-1	1	0	0	1	0	0	5
2/8	Binghamton	DNP												
2/11	New Hampshire	1-0	13	2-3	1-2	0-0	0-3	3	1	1	1	0	1	5
2/14	at Maine	DNP												
2/17	at Stony Brook	DNP												
2/25	UMass Lowell	1-0	15	0-2	0-2	0-2	0-3	3	0	0	0	1	0	0
2/28	Hartford	1-0	3	0-1	0-1	0-0	0-0	0	1	0	0	0	0	0
3/5	Vermont	1-0	9	3-3	3-3	0-0	0-1	1	0	0	1	0	0	9
3/6	at Binghamton	1-0	4	1-1	1-1	0-0	0-2	2	1	0	0	0	0	3

Career Statistics (UAlbany)

Year	G-S	Min-Avg	FG-A	%	3FG-A	%	FT-A	%	Off-Def	Reb	Avg	Ast	TO	Blk	Stl	Pts	Avg
2015-16	11-0	79-7.2	12-23	.522	10-20	.500	0-2	.000	0-15	15	1.4	2	5	1	2	34	3.1
2016-17																	
Career	11-0	79-7.2	12-23	.522	10-20	.500	0-2	.000	0-15	15	1.4	2	5	1	2	34	3.1

#12 Imani Tate (5-8 Jr. G) Bronx, N.Y. (Bishop Loughlin)



2014-15: America East Sixth Player of the Year, America East All-Conference Second Team and All-Tournament Team.. Fourth-highest single scoring season in UAlbany history with 469 points.. Ranked third in the America East in field goal % (49.5%), fourth in free throw % (78.3%), third in steals per game (2.0), seventh in points per game (14.2) and 12th in rebounds per game (6.1)... Ranked 58th in all of Division I in field goal percentage... Two-time America East Player of the Week: December 1st, March 2nd... Scoring double-digits in 27 of 33 UAlbany games, including two double-doubles and six 20+ point contests.

2013-14: Primary reserve for UAlbany, playing in 32 games off the bench... Averaged 4.2 points and 3.1 rebounds per game, shooting 39.4% from the field... Totaled 134 points, 100 rebounds, 32 assists and 28 steals... Shot 8-12 from the field for 18 points, nine rebounds and four assists in America East Tournament win over Binghamton (3/7).

High School: Four-year letterwinner in basketball and volleyball at Bishop Loughlin... ranked #45 among guards in ESPN Class of 2017... top scorer and top-five ranked player in New York City as a senior, averaging 25 points and four rebounds a game to earn First Team All-City... Scored over 1,000 points in her career... Led the Lions to berths in the Federation, State and City Championships... Earned Second Team All-City and First Team All-Tournament honors as a junior.

Personal: Daughter of Tiquon Tate and Tara Banks... Born Dec. 7, 1995... Has two sisters, Aaliyah and Allanah, and two brothers, Karriem and Malik.

Career Highs

Points: 33 (vs. Toledo, 11/21/15)
Field Goals: 13 (2x, last: vs. Hartford, 2/28/16)
3-Pt FG: N/A
Rebounds: 15 (2x, last: vs. Hartford, 1/25/15)
Assists: 11 (@ Binghamton, 3/6/16)
Blocks: 1 (3x, last: vs. Yale, 12/30/15)
Steals: 8 (vs. Hartford, 2/28/16)

Season Highs

Points: 33 (vs. Toledo, 11/21/15)
Field Goals: 13 (2x, last: vs. Hartford, 2/28/16)
3-Pt FG: N/A
Rebounds: 10 (vs. UMBC, 2/3/16)
Assists: 11 (@ Binghamton, 3/6/16)
Blocks: 1 (2x, last: vs. Yale, 12/30/15)
Steals: 8 (vs. Hartford, 2/28/16)

Game-by-Game Statistics

Date	Opponent	G-S	Min	FG	3FG	FT	O-D	Reb	PF	A	TO	Blk	Stl	Pts
11/15	Pepperdine	1-1	40	11-22	0-1	2-5	0-9	9	2	4	5	0	3	24
11/18	at Boston University	1-1	25	9-16	0-1	2-3	3-3	6	0	3	5	0	4	20
11/21	vs. Toledo	1-1	40	11-16	0-0	11-13	2-4	6	1	2	5	0	1	33
11/22	@ URI	1-1	39	5-13	0-0	4-4	0-0	0	3	5	9	0	6	14
11/27	at Tennessee	1-1	36	5-13	0-1	5-6	1-4	5	5	4	6	0	5	15
12/1	Providence	1-1	39	6-14	0-0	9-12	3-3	6	3	5	6	0	2	21
12/5	at Army West Point	1-1	24	5-11	0-0	2-4	2-1	3	4	2	0	0	2	12
12/9	at Fairfield	1-1	39	8-16	0-0	0-0	1-5	6	0	3	3	0	3	16
12/12	at Siena	1-1	39	11-16	0-0	5-8	6-3	9	3	3	5	0	5	27
12/18	vs. UC Davis	1-1	40	6-14	0-0	4-5	2-3	5	3	8	2	1	4	16
12/20	@ USC	1-1	30	5-18	0-0	4-6	3-3	6	3	4	2	0	3	14
12/30	Yale	1-0	37	4-9	0-0	8-11	2-1	3	3	4	3	1	4	16
1/6	at UMBC	1-0	29	7-13	0-0	4-4	3-6	9	0	2	1	0	2	18
1/9	Vermont	1-0	25	6-14	0-0	4-8	1-6	7	4	2	5	0	3	16
1/13	at New Hampshire	1-0	26	4-11	0-1	0-0	0-5	5	2	4	2	0	3	8
1/16	Maine	1-0	26	7-13	0-0	3-3	2-0	2	3	2	2	0	1	17
1/18	at Binghamton	1-0	32	5-12	0-0	0-0	0-6	6	4	2	2	0	2	10
1/21	Stony Brook	1-0	35	13-22	0-0	3-4	2-2	4	1	3	4	0	0	29
1/27	at UMass Lowell	1-0	29	9-17	0-1	2-3	2-2	4	2	6	3	0	5	20
1/31	at Hartford	1-0	24	9-14	0-0	0-0	2-3	5	2	3	5	0	4	18
2/3	UMBC	1-0	30	8-23	0-0	2-4	5-5	10	3	1	3	0	0	18
2/6	at Vermont	1-0	30	7-17	0-0	5-6	6-3	9	3	5	2	0	4	19
2/8	Binghamton	1-0	32	2-12	0-0	0-2	3-3	6	2	5	2	0	0	4
2/11	New Hampshire	1-0	28	7-13	0-0	12-12	1-3	4	3	1	3	0	2	26
2/14	at Maine	1-0	33	10-21	0-0	2-2	1-3	4	2	2	1	0	3	22
2/17	at Stony Brook	1-1	40	5-11	0-0	6-7	1-2	3	2	8	6	0	3	16
2/25	UMass Lowell	1-1	32	9-14	0-0	5-6	4-2	6	1	7	2	0	3	23
2/28	Hartford	1-1	35	13-19	0-0	2-2	3-3	6	3	4	2	0	8	28
3/5	Vermont	1-1	24	8-14	0-0	5-6	1-4	5	1	7	1	1	5	21
3/6	at Binghamton	1-1	32	4-9	0-0	1-2	2-3	5	4	11	3	0	3	9

Career Statistics

Year	G-S	Min-Avg	FG-A	%	3FG-A	%	FT-A	%	Off-Def	Reb	Avg	Ast	TO	Blk	Stl	Pts	Avg
2013-14	32-0	439-13.7	56-142	.394	0-9	.000	22-42	.524	38-62	100	3.1	32	54	1	28	134	4.2
2014-15	33-16	925-28.0	184-372	.495	0-2	.000	101-129	.783	74-128	202	6.1	79	96	0	66	469	14.2
2015-16	30-16	970-32.3	219-447	.490	0-5	.000	112-148	.757	64-100	164	5.5	122	100	3	93	550	18.3
2016-17																	
Career	95-32	2334-24.6	459-961	.478	0-16	.000	235-319	.737	176-290	466	4.9	233	250	4	187	1153	12.1

#13 Bose Aiyalogbe (6-0 R-So. G) Lagos, Nigeria (Life Center Academy)



2014-15: Played as a reserve in 14 games, making collegiate debut on November 14th vs. St. Francis Brooklyn (11/14), making first point off a free throw... Finished with 21 points, 13 rebounds and two steals... Scored first collegiate basket at Binghamton (1/14), going 2-2 from the field for four points... Career-high six points vs. UMass Lowell (2/7), following with four points and three rebounds vs. Binghamton (2/11).

2013-14: Redshirt season... Earned the Spellman Award for academic achievement.

High School: Played at the Life Center Academy in New Jersey... Ranked #48 wing in ESPN Class of 2017... Led Warriors to combined 60-5 record in final two years, including helping team to a #25 national ranking and NACA Championship in her senior year... Honored as Best Defensive Player in 2012 and earned a Sportsmanship Award in 2013.

Personal: Majoring in law... Daughter of Joseph and Agnes Aiyalogbe... Born Jan. 29, 1994... Has a sister, Joy, and a brother, Osaze.

Career Highs

Points: 8 (2x, last: vs. Vermont, 1/9/16)
Field Goals: 4 (2x, last: vs. Vermont, 1/9/16)
3-Pt FG: N/A
Rebounds: 6 (vs. Binghamton, 2/8/16)
Assists: 4 (vs. UMass Lowell, 2/25/16)
Blocks: 1 (2x, last: vs. UML, 2/25/16)
Steals: 2 (4x, last: vs. UML, 2/25/16)

Season Highs

Points: 8 (2x, last: vs. Vermont, 1/9/16)
Field Goals: 4 (2x, last: vs. Vermont, 1/9/16)
3-Pt FG: N/A
Rebounds: 6 (vs. Binghamton, 2/8/16)
Assists: 4 (vs. UMass Lowell, 2/25/16)
Blocks: 1 (2x, last: vs. UML, 2/25/16)
Steals: 2 (4x, last: vs. UML, 2/25/16)


Game-by-Game Statistics

Date	Opponent	G-S	Min	FG	3FG	FT	O-D	Reb	PF	A	TO	Blk	Stl	Pts
11/15	Pepperdine	1-0	6	0-1	0-0	0-0	0-0	0	0	0	0	0	0	0
11/18	at Boston University	1-0	17	4-4	0-0	0-0	0-1	1	1	2	2	0	2	8
11/21	vs. Toledo	DNP												
11/22	@ URI	1-0	4	0-0	0-0	0-0	0-0	0	0	0	1	0	0	0
11/27	at Tennessee	1-0	0+	0-0	0-0	0-0	0-0	0	0	0	0	0	0	0
12/1	Providence	1-0	9	0-2	0-0	0-0	2-0	2	0	1	1	0	0	0
12/5	at Army West Point	1-0	26	0-0	0-0	0-0	4-0	4	2	1	1	0	1	0
12/9	at Fairfield	1-1	15	0-1	0-0	0-0	1-0	1	3	0	3	1	0	0
12/12	at Siena	1-0	2	0-1	0-0	0-0	1-0	1	0	0	0	0	0	0
12/18	vs. UC Davis	DNP												
12/20	@ USC	1-0	16	0-0	0-0	0-0	0-3	3	0	0	1	0	0	0
12/30	Yale	1-1	35	0-1	0-0	0-0	0-1	1	3	0	2	0	0	0
1/6	at UMBC	1-1	19	1-1	0-0	0-0	1-0	1	3	1	0	0	0	2
1/9	Vermont	1-1	28	4-6	0-0	0-0	3-2	5	1	0	1	0	1	8
1/13	at New Hampshire	1-1	20	1-1	0-0	0-0	1-1	2	2	0	1	0	0	2
1/16	Maine	1-1	22	0-1	0-0	1-2	1-1	2	4	3	2	0	0	1
1/18	at Binghamton	1-1	26	0-1	0-0	0-2	0-4	4	2	1	1	0	2	0
1/21	Stony Brook	1-1	16	0-1	0-0	0-0	2-1	3	2	0	0	0	0	0
1/27	at UMass Lowell	1-1	23	1-3	0-0	2-2	1-2	3	2	1	1	0	1	4
1/31	at Hartford	1-1	22	0-0	0-0	2-2	1-0	1	1	2	1	0	0	2
2/3	UMBC	1-1	23	0-1	0-0	0-0	0-0	0	0	0	1	0	1	0
2/6	at Vermont	1-1	17	3-3	0-0	0-0	1-0	1	3	0	1	0	2	6
2/8	Binghamton	1-1	33	0-1	0-0	0-0	4-2	6	0	3	2	0	1	0
2/11	New Hampshire	1-1	19	0-5	0-0	0-0	3-2	5	1	1	2	0	0	0
2/14	at Maine	1-1	12	0-0	0-0	0-0	0-0	0	0	0	0	0	0	0
2/17	at Stony Brook	1-0	15	0-1	0-0	0-0	1-2	3	2	2	1	0	0	0
2/25	UMass Lowell	1-0	23	2-3	0-0	0-0	1-2	3	3	4	2	1	2	4
2/28	Hartford	1-0	7	1-2	0-0	0-0	0-0	0	1	0	0	0	0	2
3/5	Vermont	1-0	22	0-2	0-0	0-2	1-2	3	2	2	0	0	1	0
3/6	at Binghamton	1-0	11	0-0	0-0	0-0	3-0	3	2	2	1	0	0	0

Career Statistics

Year	G-S	Min-Avg	FG-A	%	3FG-A	%	FT-A	%	Off-Def	Reb	Avg	Ast	TO	Blk	Stl	Pts	Avg
2014-15	14-0	76-5.4	7-17	.412	0-0	--	7-11	.636	4-9	13	0.9	0	9	0	2	21	1.5
2015-16	28-15	487-17.4	17-42	.405	0-0	--	5-10	.500	32-26	58	2.1	26	28	2	14	39	1.4
2016-17																	
2017-18																	
Career	42-15	564-13.4	24-59	.407	0-0	--	12-21	.571	36-35	71	1.7	26	37	2	16	60	1.4

#15 Jessica Féquière (5-11 Jr. G/F)
Montreal, Quebec (Champlain Col. Saint-Lambert)



2014-15: Served as a reserve in 21 games... Finished season with 49 points, 35 rebounds and 11 steals... Earned eight points and six rebounds, each then career-highs, in Preseason WNIT victory over St. Francis Brooklyn (11/14)... Career-high eight rebounds, adding two steals and four points, in road win at Vermont (1/29).

2013-14: Reserve off the bench, playing 17 games as a freshman... Totaled 40 points, 20 rebounds and five three-point field goals in 99 minutes of play... Scored eight points in road win over Binghamton (1/20).

High School: Three-year letterwinner at Champlain College Saint-Lambert... team MVP in final two years... as a senior team captain, earned First All-Star Team in Reseau Sport Etudiant du Quebec... shot 44.5% from the field for 17.2 points, 10.6 rebounds and 2.1 steals a game.

Personal: Majoring in business administration... Daughter of Woeche and Renette Féquière... Born Sept. 11, 1993... Has two brothers, Jay and Ridge.

Career Highs

Points: 8 (2x, vs. St. Francis, 11/14/14)
 Field Goals: 3 (3x, last: vs. UML, 2/7/15)
 3-Pt FG: 2 (@ Binghamton, 1/20/14)
 Rebounds: 8 (@ Vermont, 1/29/15)
 Assists: 1 (3x, last: vs. Hofstra, 12/2/14)
 Blocks: 1 (3x, last: vs. UVM, 3/1/15)
 Steals: 2 (3x, last: vs. UVM, 3/1/15)

Season Highs

Points: N/A
 Field Goals: N/A
 3-Pt FG: N/A
 Rebounds: N/A
 Assists: N/A
 Blocks: N/A
 Steals: N/A


Game-by-Game Statistics

Date	Opponent	G-S	Min	FG	3FG	FT	O-D	Reb	PF	A	TO	Blk	Stl	Pts
11/15	Pepperdine	DNP												
11/18	at Boston University	DNP												
11/21	vs. Toledo	DNP												
11/22	@ URI	DNP												
11/27	at Tennessee	DNP												
12/1	Providence	DNP												
12/5	at Army West Point	DNP												
12/9	at Fairfield	DNP												
12/12	at Siena	DNP												
12/18	vs. UC Davis	DNP												
12/20	@ USC	DNP												
12/30	Yale	DNP												
1/6	at UMBC	DNP												
1/9	Vermont	DNP												
1/13	at New Hampshire	DNP												
1/16	Maine	DNP												
1/18	at Binghamton	DNP												
1/21	Stony Brook	DNP												
1/27	at UMass Lowell	DNP												
1/31	at Hartford	DNP												
2/3	UMBC	DNP												
2/6	at Vermont	DNP												
2/8	Binghamton	DNP												
2/11	New Hampshire	DNP												
2/14	at Maine	DNP												
2/17	at Stony Brook	DNP												
2/25	UMass Lowell	DNP												
2/28	Hartford	DNP												
3/5	Vermont	DNP												
3/6	at Binghamton	DNP												

Career Statistics

Year	G-S	Min-Avg	FG-A	%	3FG-A	%	FT-A	%	Off-Def	Reb	Avg	Ast	TO	Blk	Stl	Pts	Avg
2013-14	17-0	99-5.8	13-46	.283	5-22	.227	9-12	.750	10-10	20	1.2	2	8	2	1	40	2.4
2014-15	21-0	175-8.3	19-44	.432	3-12	.250	8-14	.571	16-19	35	1.7	1	14	1	11	49	2.3
2015-16	Has not played yet this season.																
2016-17																	
Career	38-0	274-7.2	32-90	.356	8-34	.235	17-26	.654	26-29	55	1.4	3	22	3	12	89	2.3

#22 Heather Forster (6-2 Fr. F)
Huntington, N.Y. (Huntington)



High School: Played basketball and volleyball at Huntington... Led Huntington to top-25 rankings in the state of New York her final two years, including #2 MaxPreps ranking as a senior and a combined 40-2 record in those years. Earned Fourth Team All-State honors in 2015... Four-time all-league player, two-time All-Long Island player in 2014 (Second Team) and 2015 (First Team), also earning all-county honors in same years... Averaged a double-double a game in junior and senior seasons... Team captain in basketball final three years and volleyball in last two years... Member of the National Honor Society.

Personal: Intending to major in business... Born Dec. 1, 1996... Daughter of William and Nancy Forster... Has a sister, Julie, and two brothers, Luke and Jack... Sister, Julie, played basketball at UAlbany from 2009-13, and brother, Jack, currently plays on UAlbany football team.

Career Highs

Points: 11 (@ Fairfield, 12/9/15)
 Field Goals: 4 (@ Fairfield, 12/9/15)
 3-Pt FG: N/A
 Rebounds: 11 (2x, last: vs. UML, 2/25/16)
 Assists: 2 (vs. UMass Lowell, 2/25/16)
 Blocks: 2 (3x, last: vs. UML, 2/25/16)
 Steals: 1 (8x, last: vs. Vermont, 3/5/16)

Season Highs

Points: 11 (@ Fairfield, 12/9/15)
 Field Goals: 4 (@ Fairfield, 12/9/15)
 3-Pt FG: N/A
 Rebounds: 11 (2x, last: vs. UML, 2/25/16)
 Assists: 2 (vs. UMass Lowell, 2/25/16)
 Blocks: 2 (3x, last: vs. UML, 2/25/16)
 Steals: 1 (8x, last: vs. Vermont, 3/5/16)

Game-by-Game Statistics

Date	Opponent	G-S	Min	FG	3FG	FT	O-D	Reb	PF	A	TO	Blk	Stl	Pts
11/15	Pepperdine	1-0	3	0-0	0-0	0-0	1-0	1	0	0	2	0	0	0
11/18	at Boston University	1-0	9	1-3	0-0	0-0	3-0	3	0	0	2	0	0	2
11/21	vs. Toledo	1-0	8	0-0	0-0	0-0	1-0	1	3	0	1	0	0	0
11/22	@ URI	DNP												
11/27	at Tennessee	1-0	26	3-5	0-0	0-0	2-2	4	4	1	1	0	1	6
12/1	Providence	1-0	22	1-3	0-0	0-4	6-5	11	2	0	3	0	1	2
12/5	at Army West Point	1-1	12	0-1	0-0	0-0	3-1	4	3	0	3	1	1	0
12/9	at Fairfield	1-0	26	4-5	0-0	3-4	0-4	4	2	0	2	1	0	11
12/12	at Siena	1-1	23	2-3	0-0	0-0	0-2	2	3	0	0	2	0	4
12/18	vs. UC Davis	1-0	12	0-0	0-0	0-0	2-2	4	4	0	0	1	0	0
12/20	@ USC	1-0	11	1-3	0-0	0-0	0-1	1	4	0	2	0	0	2
12/30	Yale	1-0	2	0-0	0-0	0-0	0-1	1	2	0	0	0	0	0
1/6	at UMBC	1-0	17	3-5	0-0	0-0	1-5	6	4	1	0	1	0	6
1/9	Vermont	1-0	18	1-5	0-0	2-4	5-3	8	2	1	0	0	0	4
1/13	at New Hampshire	1-0	7	0-0	0-0	4-6	0-2	2	5	0	1	0	0	4
1/16	Maine	1-0	3	0-0	0-0	0-0	1-0	1	1	0	0	0	0	0
1/18	at Binghamton	DNP												
1/21	Stony Brook	DNP												
1/27	at UMass Lowell	1-0	19	2-5	0-0	0-2	3-3	6	3	0	1	0	1	4
1/31	at Hartford	1-0	12	0-0	0-0	0-0	1-1	2	1	0	2	0	0	0
2/3	UMBC	1-0	3	0-0	0-0	0-0	0-1	1	0	0	0	0	0	0
2/6	at Vermont	1-0	19	0-5	0-0	2-4	2-2	4	2	0	1	0	0	2
2/8	Binghamton	1-0	18	2-5	0-0	0-0	7-0	7	3	0	1	0	0	4
2/11	New Hampshire	1-0	22	2-3	0-0	0-0	5-2	7	2	0	1	2	0	4
2/14	at Maine	1-0	5	0-0	0-0	0-0	1-1	2	0	0	1	0	0	0
2/17	at Stony Brook	1-1	17	0-1	0-0	0-0	2-2	4	3	0	1	0	0	0
2/25	UMass Lowell	1-1	27	3-3	0-0	0-0	3-8	11	3	2	0	2	2	6
2/28	Hartford	1-1	17	0-1	0-0	0-2	1-1	2	4	0	1	1	1	0
3/5	Vermont	1-1	21	0-0	0-0	3-6	1-4	5	5	0	1	0	1	3
3/6	at Binghamton	1-0	12	1-2	0-0	0-0	1-2	3	1	0	0	1	0	2

Career Statistics

Year	G-S	Min-Avg	FG-A	%	3FG-A	%	FT-A	%	Off-Def	Reb	Avg	Ast	TO	Blk	Stl	Pts	Avg
2015-16	27-6	391-14.5	26-58	.448	0-0	--	14-32	.438	52-55	107	4.0	5	27	12	8	66	2.4
2016-17																	
2017-18																	
2018-19																	
Career	27-6	391-14.5	26-58	.448	0-0	--	14-32	.438	52-55	107	4.0	5	27	12	8	66	2.4

#23 Zakiya Saunders (5-9 Jr. G) Augusta, Ga. (Carthage Central)



2014-15: Explosive sophomore season, playing in all 33 games with 19 starts... America East rankings: 5th in steals per game (1.9), 5th in assists per game (3.7), 6th in assist/turnover ratio (1.4), 9th in field goal % (44.3%)... Ranked in the top-175 in DI in assists per game (158th), steals per game (165th) and assist/turnover ratio (157th)... Finished with 122 assists, the 8th-highest single season mark in UAlbany history... Tallied 253 points, 122 assists, 109 rebounds, only UAlbany player with triple digits in all three categories... 14 double digit scoring games.

2013-14: Played in 16 games as a freshman, earning first start at Stony Brook (1/30)... Finished with 20 points, 13 rebounds, nine steals and nine assists... Played 24 minutes in the America East title game victory over Stony Brook (3/10), getting three steals and two assists.

High School: Four-year letterwinner in basketball and track... second player ever from Carthage High and first since 1998 to earn a scholarship to play basketball in Division I... played at Prince George High freshman and sophomore year, going to Carthage High as a junior and senior... league MVP and First Team All-North honors as a senior, averaging 19.1 points, 11 rebounds, five assists and five steals a game.

Personal: Intends to major in business law... Daughter of Master Sgt. Vincent and Synthia Saunders... Has a sister, Taryn... Nickname is "Z"... Born May 2, 1995.

Career Highs

Points: 21 (vs. Yale, 12/30/15)
Field Goals: 9 (3x, last: vs. Yale, 12/30/15)
3-Pt FG: 1 (2x, last: @ Army, 12/5/15)
Rebounds: 10 (@ Hartford, 1/31/16)
Assists: 14 (vs. UMBC, 2/3/16)
Blocks: 2 (vs. Providence, 12/1/15)
Steals: 6 (vs. Binghamton, 2/8/16)

Season Highs

Points: 21 (vs. Yale, 12/30/15)
Field Goals: 9 (vs. Yale, 12/30/15)
3-Pt FG: 1 (2x, last: @ Army, 12/5/15)
Rebounds: 10 (@ Hartford, 1/31/16)
Assists: 14 (vs. UMBC, 2/3/16)
Blocks: 2 (vs. Providence, 12/1/15)
Steals: 6 (vs. Binghamton, 2/8/16)

Game-by-Game Statistics

Date	Opponent	G-S	Min	FG	3FG	FT	O-D	Reb	PF	A	TO	Blk	Stl	Pts
11/15	Pepperdine	1-1	38	3-10	0-1	0-0	4-5	9	2	8	1	0	3	6
11/18	at Boston University	1-1	33	4-5	1-1	0-0	1-1	2	1	6	3	1	2	9
11/21	vs. Toledo	1-1	40	2-4	0-0	4-6	3-2	5	1	2	3	0	3	8
11/22	@ URI	1-1	38	2-2	0-0	2-2	1-4	5	1	6	5	0	1	6
11/27	at Tennessee	1-1	35	1-7	0-2	1-2	0-4	4	5	4	5	0	2	3
12/1	Providence	1-1	33	3-5	0-0	6-8	0-3	3	4	8	3	2	2	12
12/5	at Army West Point	1-1	38	3-6	1-1	0-0	0-4	4	2	10	7	0	1	7
12/9	at Fairfield	1-0	34	1-3	0-0	0-0	0-4	4	0	8	4	0	2	2
12/12	at Siena	1-1	39	5-9	0-0	2-4	0-2	2	3	4	1	0	2	12
12/18	vs. UC Davis	1-1	40	8-16	0-0	1-2	2-4	6	1	11	7	0	1	17
12/20	@ USC	1-1	40	4-7	0-0	4-4	0-4	4	2	8	9	0	0	12
12/30	Yale	1-1	37	9-10	0-0	3-5	1-7	8	3	7	5	0	2	21
1/6	at UMBC	1-1	36	4-12	1-2	2-2	1-7	8	2	8	4	0	1	11
1/9	Vermont	1-1	35	7-12	0-0	0-0	2-2	4	2	10	3	0	0	14
1/13	at New Hampshire	1-1	32	5-9	0-0	2-2	1-1	2	2	10	4	0	2	12
1/16	Maine	1-1	40	4-8	0-1	0-0	0-1	1	0	9	4	1	1	8
1/18	at Binghamton	1-1	40	6-10	0-0	4-5	2-4	6	1	9	7	0	4	16
1/21	Stony Brook	1-1	39	4-10	0-0	2-2	2-2	4	0	13	1	0	3	10
1/27	at UMass Lowell	1-1	30	7-10	0-0	3-4	2-3	5	2	6	2	0	4	17
1/31	at Hartford	1-1	35	7-10	0-0	0-0	3-7	10	0	5	7	0	5	14
2/3	UMBC	1-1	40	5-9	0-0	2-2	0-2	2	1	14	7	1	1	12
2/6	at Vermont	1-1	32	5-8	0-0	0-0	0-2	2	0	3	2	0	1	10
2/8	Binghamton	1-1	40	6-13	0-0	7-8	0-2	2	2	5	3	0	6	19
2/11	New Hampshire	1-1	32	4-11	0-1	2-2	1-3	4	1	11	1	0	2	10
2/14	at Maine	1-1	39	6-14	1-2	0-0	0-2	2	2	4	4	0	1	13
2/17	at Stony Brook	1-1	38	6-9	0-0	3-4	3-4	7	2	3	4	0	0	15
2/25	UMass Lowell	1-1	30	2-7	0-0	0-0	0-2	2	1	7	3	1	0	4
2/28	Hartford	1-1	38	5-9	0-0	3-4	2-1	3	1	7	6	1	4	13
3/5	Vermont	1-1	28	8-12	0-0	4-4	0-1	1	0	5	1	0	5	20
3/6	at Binghamton	1-1	36	4-12	0-1	2-2	0-6	6	3	4	2	0	3	10

Career Statistics

Year	G-S	Min-Avg	FG-A	%	3FG-A	%	FT-A	%	Off-Def	Reb	Avg	Ast	TO	Blk	Stl	Pts	Avg
2013-14	16-1	127-7.9	9-26	.346	0-3	.000	2-2	1.000	7-6	13	0.8	9	16	0	9	20	1.3
2014-15	33-19	852-25.8	108-244	.443	0-2	.000	37-46	.804	38-71	109	3.3	122	87	3	63	253	7.7
2015-16	30-29	1085-36.2	140-269	.520	4-12	.333	59-74	.797	31-96	127	4.2	215	118	7	64	343	11.4
2016-17																	
Career	79-49	2057-26.0	257-539	.477	4-17	.235	98-122	.803	76-173	249	3.1	346	221	10	136	616	7.8

#25 Shereesha Richards (6-1 Sr. F) Rae Town, Jamaica (Atlantic Christian (N.J.))



2014-15: Program's first-ever Division I All-American, being named Associated Press Honorable Mention All-America... Became UAlbany's all-time leading scorer with the highest scoring season in program history with 694 points, totaling 1,668 points... First-ever UAlbany to be named to the Naismith Trophy 50 Watch List... Earned America East Player of the Year for second-straight season plus America East Co-Defensive Player of the Year, America East All-Conference First Team and America East Tournament Most Outstanding Player... NCAA Division I rankings: 7th in field goal % (58.3%), 17th in points per game (21.0), 42nd in steals per game (2.52), 75th in rebounds in game (8.8)... America East leader in points per game, field goal percentage and rebounds per game, also second in steals per game... Scored in double digits all 33 games, setting a new program record for consecutive double-digit scoring games... Earned 12 double-doubles, totaling 26 in her career... Six-time America East Player of the Week, member of the NCAA Starting Five on January 28th... Tied for third-highest rebounding season in UAlbany history with 292, tied for seventh-highest season in steals with 83.

2013-14: Set numerous single season scoring records: total points (659), points per game (20.0), field goals (266), field goal % (.624) and rebounds for a sophomore (295)... America East Player of the Year, America East Tournament Most Outstanding Player, All-America East First Team and America East All-Defensive Team... Set new UAlbany career records: consecutive double-digit point games (25 from 11/8/13-2/11/14), 20+ point games (18) and double-doubles (13)... Shot 62.4% from the field (first in America East), standing first in the America East in points (20.0) and rebounds (8.9) per game and fifth in steals per game (2.0)

2012-13: America East Co-Rookie of the Year for the 2012-13 season... shot 61.1% (121-198) for the top shooting percentage in the conference... top-15 in the America East with 5.9 rebounds and 10.2 points per game... scored career-best 24 points in start against Vermont (2/14)... five-time America East Rookie of the Week.

Career Highs

Points: 41 (3x, last: vs. UML, 2/25/16)
Field Goals: 19 (vs. UC Davis, 12/18/15)
3-Pt FG: 1 (14x, last: vs. Vermont, 3/6/16)
Rebounds: 18 (@ Hartford, 1/12/14)
Assists: 5 (2x, last: @ Siena, 12/12/15)
Blocks: 2 (@ Vermont, 1/29/15)
Steals: 7 (vs. Canisius, 12/21/12)

Season Highs

Points: 41 (3x, last: vs. UML, 2/25/16)
Field Goals: 19 (vs. UC Davis, 12/18/15)
3-Pt FG: 1 (11x, last: vs. Vermont, 3/6/16)
Rebounds: 15 (vs. Vermont, 1/9/16)
Assists: 5 (2x, last: @ Siena, 12/12/15)
Blocks: 1 (4x, last: @ BU, 1/19/16)
Steals: 4 (@ Tennessee, 11/27/15)

Game-by-Game Statistics

Date	Opponent	G-S	Min	FG	3FG	FT	O-D	Reb	PF	A	TO	Blk	Stl	Pts
11/15	Pepperdine	1-1	34	7-11	1-1	6-10	4-3	7	2	1	3	0	1	21
11/18	at Boston University	1-1	20	8-12	1-2	5-7	1-8	9	1	0	0	0	0	22
11/21	vs. Toledo	1-1	21	4-9	0-1	0-0	2-2	4	5	2	4	0	2	8
11/22	@ URI	1-1	39	13-19	0-0	5-5	2-6	8	3	0	3	1	3	31
11/27	at Tennessee	1-1	40	8-19	1-4	2-4	3-7	10	3	3	3	0	4	19
12/1	Providence	1-1	31	9-16	1-1	9-11	1-4	5	4	0	3	0	3	28
12/5	at Army West Point	1-1	38	11-19	0-2	6-8	3-3	6	4	0	2	0	2	28
12/9	at Fairfield	1-1	40	11-16	0-1	3-5	3-6	9	1	5	4	0	3	25
12/12	at Siena	1-1	31	1-8	0-1	4-6	3-1	4	5	5	2	1	2	6
12/18	vs. UC Davis	1-1	40	19-29	0-0	3-4	7-7	14	3	2	1	0	3	41
12/20	@ USC	1-1	40	9-15	1-2	14-17	1-8	9	4	1	1	0	3	33
12/30	Yale	1-1	40	13-19	0-2	5-12	4-8	12	1	0	2	1	0	31
1/6	at UMBC	1-1	28	4-12	1-1	7-9	4-8	12	3	2	3	0	1	16
1/9	Vermont	1-1	32	8-21	0-2	9-10	6-9	15	4	0	3	0	1	25
1/13	at New Hampshire	1-1	31	11-15	1-1	3-3	2-8	10	1	0	1	0	1	26
1/16	Maine	1-1	40	13-23	1-2	7-10	5-4	9	2	0	2	0	4	34
1/18	at Binghamton	1-1	40	5-11	1-2	4-6	4-9	13	2	1	3	1	0	15
1/21	Stony Brook	1-1	39	8-16	0-3	0-0	2-8	10	3	1	2	0	1	16
1/27	at UMass Lowell	1-1	34	9-19	0-1	5-8	3-4	7	0	1	1	0	2	23
1/31	at Hartford	1-1	35	8-13	0-2	5-7	1-5	6	2	1	2	1	1	21
2/3	UMBC	1-1	37	9-14	0-0	7-10	3-10	13	3	1	2	0	1	25
2/6	at Vermont	1-1	23	2-9	0-1	5-10	1-3	4	2	1	0	0	1	9
2/8	Binghamton	1-1	36	7-16	0-0	6-8	3-6	9	4	1	2	0	2	20
2/11	New Hampshire	1-1	28	10-15	1-1	5-6	1-3	4	2	1	1	0	4	26
2/14	at Maine	1-1	40	2-8	0-0	4-4	2-9	11	2	0	2	1	3	8
2/17	at Stony Brook	1-1	27	6-11	0-1	8-8	1-8	9	4	0	2	0	0	20
2/25	UMass Lowell	1-1	34	17-28	0-1	7-10	4-4	8	3	1	2	0	0	41
2/28	Hartford	1-1	24	8-11	0-1	5-6	0-4	4	5	0	2	1	2	21
3/5	Vermont	1-1	24	12-17	1-2	7-9	4-2	6	0	0	1	0	2	32
3/6	at Binghamton	1-1	35	14-23	0-0	5-7	1-8	9	2	1	2	0	3	33

Career Statistics

Year	G-S	Min-Avg	FG-A	%	3FG-A	%	FT-A	%	Off-Def	Reb	Avg	Ast	TO	Blk	Stl	Pts	Avg
2012-13	31-1	636-20.5	121-198	.611	1-4	.250	72-117	.615	74-110	184	5.9	12	51	3	65	315	10.2
2013-14	33-33	1072-32.5	266-426	.624	2-2	1.000	125-184	.679	102-193	295	8.9	27	70	8	67	659	20.0
2014-15	33-33	1098-33.3	264-453	.583	0-2	.000	166-224	.741	95-195	292	8.8	38	88	8	83	694	21.0
2015-16	30-30	1001-33.4	266-474	.561	11-38	.289	161-220	.732	81-175	256	8.5	31	61	7	55	704	23.5
Career	127-97	3807-30.0	917-1549	.592	14-46	.304	524-745	.703	354-673	1027	8.1	108	270	26	268	2372	18.7

#33 Tiana-Jo Carter (6-3 So. C) Naples, Maine (Lake Region)



2014-15: Member of the America East All-Rookie Team, playing in all 33 games with 22 starts... Ranked third in America East in blocks per game (1.1) and 15th in rebounds per game (5.6)... Shot 50.9% from the field, finishing the year with 217 points, 186 rebounds, 37 blocks and 20 steals... Six double digit scoring games and six double digit rebounding contests... Grabbed 11 rebounds and scored six points in Preseason WNIT victory at Penn State (11/16), program's first-ever win over a Power Five opponent... Led all UAlbany players with 10 rebounds, adding three points in NCAA First Round game at Duke (3/20).

High School: Lettered four years in basketball, three years in soccer and one year in softball at Lake Region High... led Lakers to a 86-7 record in four years, earning First Team All-Conference all four seasons... led school to Western Maine Class B state championship in 2014 and Western Maine Class B conference championships in 2012, 2013 and 2014... earned Mike Dizenzo Award (MVP in Western Maine) as a junior and senior... earned over 1,000 points and rebounds in high school career... member of the Student Council, ASB (Alternative Spring Break - Habitat for Humanities) and Varsity Club.

Personal: Major in accounting... daughter of Gina Hicks... has a brother, Dominic... born Nov. 25, 1995.

Career Highs

Points: 18 (2x, last: @ Vermont, 2/6/16)
Field Goals: 8 (5x, last: @ Vermont, 2/6/16)
3-Pt FG: N/A
Rebounds: 18 (@ Vermont, 2/6/16)
Assists: 1 (12x, last: @ Vermont, 2/6/16)
Blocks: 4 (@ Binghamton, 3/6/16)
Steals: 4 (@ Colgate, 12/6/14)

Season Highs

Points: 18 (2x, last: @ Vermont, 2/6/16)
Field Goals: 8 (3x, last: @ Vermont, 2/6/16)
3-Pt FG: N/A
Rebounds: 18 (@ Vermont, 2/6/16)
Assists: 1 (4x, last: @ Vermont, 2/6/16)
Blocks: 4 (@ Binghamton, 3/6/16)
Steals: 2 (3x, last: vs. UNH, 2/11/16)

Game-by-Game Statistics

Date	Opponent	G-S	Min	FG	3FG	FT	O-D	Reb	PF	A	TO	Blk	Stl	Pts
11/15	Pepperdine	DNP												
11/18	at Boston University	1-0	20	4-7	0-0	3-6	1-2	3	2	1	1	0	1	11
11/21	vs. Toledo	1-0	28	3-5	0-0	2-4	0-8	8	4	0	2	3	1	8
11/22	@ URI	1-0	26	8-11	0-0	0-0	5-8	13	2	0	0	3	1	16
11/27	at Tennessee	DNP												
12/1	Providence	DNP												
12/5	at Army West Point	DNP												
12/9	at Fairfield	DNP												
12/12	at Siena	1-0	26	4-9	0-0	1-2	3-6	9	3	1	2	1	0	9
12/18	vs. UC Davis	1-1	21	2-2	0-0	0-0	1-1	2	5	0	2	0	1	4
12/20	@ USC	1-1	14	0-0	0-0	0-0	0-3	3	5	0	0	3	2	0
12/30	Yale	1-1	26	1-6	0-0	2-4	3-2	5	3	0	1	3	2	4
1/6	at UMBC	1-1	23	4-6	0-0	0-0	3-4	7	3	0	2	1	0	8
1/9	Vermont	1-0	15	2-4	0-0	0-0	3-2	5	2	0	1	0	0	4
1/13	at New Hampshire	1-0	21	5-8	0-0	4-8	2-6	8	4	1	2	1	0	14
1/16	Maine	1-0	20	0-3	0-0	0-0	1-2	3	4	0	1	1	0	0
1/18	at Binghamton	1-0	29	8-17	0-0	2-3	5-2	7	2	0	4	1	1	18
1/21	Stony Brook	1-0	22	6-8	0-0	0-0	4-5	9	3	0	2	2	1	12
1/27	at UMass Lowell	1-0	6	2-4	0-0	0-0	2-0	2	2	0	0	0	0	4
1/31	at Hartford	1-0	15	1-1	0-0	0-0	1-1	2	2	0	0	0	1	2
2/3	UMBC	1-0	20	2-5	0-0	1-1	3-5	8	4	0	0	3	0	5
2/6	at Vermont	1-0	34	8-14	0-0	2-4	8-10	18	5	1	2	2	0	18
2/8	Binghamton	1-1	21	7-9	0-0	0-0	0-3	3	4	0	3	0	1	14
2/11	New Hampshire	1-1	29	4-10	0-0	0-0	2-3	5	2	1	0	2	2	8
2/14	at Maine	1-1	35	4-5	0-0	0-2	4-1	5	1	1	4	1	2	8
2/17	at Stony Brook	1-0	27	1-4	0-0	3-4	1-3	4	3	0	1	2	2	5
2/25	UMass Lowell	1-0	13	1-4	0-0	0-0	2-1	3	3	0	0	0	1	2
2/28	Hartford	1-0	27	6-8	0-0	5-6	5-4	9	5	2	0	3	0	17
3/5	Vermont	1-0	25	2-8	0-0	1-2	3-1	4	4	1	3	0	1	5
3/6	at Binghamton	1-0	18	5-9	0-0	1-2	2-6	8	3	0	1	4	1	11

Career Statistics

Year	G-S	Min-Avg	FG-A	%	3FG-A	%	FT-A	%	Off-Def	Reb	Avg	Ast	TO	Blk	Stl	Pts	Avg
2014-15	33-22	763-23.8	89-175	.509	0-0	--	39-64	.609	78-108	186	5.6	8	56	37	20	217	6.6
2015-16	25-7	561-22.4	90-167	.539	0-0	--	27-48	.563	64-89	153	6.1	9	34	36	21	207	8.3
2016-17																	
2017-18																	
Career	58-29	1324-22.8	179-342	.523	0-0	--	66-112	.589	142-197	339	5.8	17	90	73	41	424	7.3

#34 Cassandra Edwards (5-10 Jr. G) Brampton, Ontario (Notre Dame CSS)



2014-15: Played in 30 games in UAlbany's frontcourt with 12 starts... Earned the America East Elite 18 Award in women's basketball for highest GPA for a student-athlete in the title game, standing with a 3.96 GPA... Finished the year with 50 points, 64 rebounds and 14 steals... Earned five points and five rebounds at UMass Lowell (1/11)... Five points, three rebounds and two steals in AE Tournament victory over Vermont (3/7)... Started for UAlbany in AE title game victory over Hartford (3/13), scoring four points.

2013-14: Primary frontcourt player off the bench, playing in 23 games as a freshman... Finished with 29 points and 30 rebounds... Season-best six points, adding four rebounds at Binghamton (1/20)... Earned Spellman Award for academic achievement.

High School: Four-year letterwinner in basketball at Notre Dame CSS... Earned MVP of the Warriors in 2011 and 2012... Team captain in final three years, earning Coaches Award in last two years.

Personal: Majoring in psychology... Daughter of Michael and Shernette Edwards... Born Aug. 12, 1995... Has a sister, Amanda.

Career Highs

Points: 6 (@ Binghamton, 1/20/14)
Field Goals: 3 (@ Binghamton, 1/20/14)
3-Pt FG: N/A
Rebounds: 9 (vs. UMBC, 2/3/16)
Assists: 2 (@ Marist, 12/10/14)
Blocks: 1 (5x, last: @ BU, 11/18/15)
Steals: 3 (vs. UNH, 1/23/14)

Season Highs

Points: 4 (@ Hartford, 1/31/16)
Field Goals: 2 (@ Hartford, 1/31/16)
3-Pt FG: N/A
Rebounds: 9 (vs. UMBC, 2/3/16)
Assists: 1 (3x, last: @ Tennessee, 11/27/15)
Blocks: 1 (@ Boston Univ., 11/18/15)
Steals: 2 (@ UMass Lowell, 1/27/16)

Game-by-Game Statistics

Date	Opponent	G-S	Min	FG	3FG	FT	O-D	Reb	PF	A	TO	Blk	Stl	Pts
11/15	Pepperdine	1-1	21	1-3	0-0	0-0	2-2	4	0	0	1	0	0	2
11/18	at Boston University	1-1	16	0-0	0-0	0-0	0-3	3	1	0	0	1	1	0
11/21	vs. Toledo	1-1	22	0-2	0-0	0-0	1-0	1	4	1	0	0	0	0
11/22	@ URI	1-1	24	0-1	0-0	0-0	0-3	3	2	1	6	0	0	0
11/27	at Tennessee	1-1	23	0-0	0-0	0-0	1-0	1	1	1	0	0	0	0
12/1	Providence	1-1	16	0-0	0-0	0-0	0-2	2	2	0	0	0	0	0
12/5	at Army West Point	DNP												
12/9	at Fairfield	DNP												
12/12	at Siena	DNP												
12/18	vs. UC Davis	DNP												
12/20	@ USC	DNP												
12/30	Yale	1-0	10	0-0	0-0	2-4	1-1	2	1	0	0	0	0	2
1/6	at UMBC	1-0	8	1-2	0-0	0-0	0-2	2	2	0	2	0	0	2
1/9	Vermont	1-1	14	0-0	0-0	0-2	2-2	4	2	0	2	0	0	0
1/13	at New Hampshire	1-1	18	0-0	0-0	1-2	0-3	3	1	0	0	0	0	1
1/16	Maine	1-1	18	0-0	0-0	1-2	0-3	3	1	0	0	0	0	1
1/18	at Binghamton	1-1	12	0-2	0-0	0-0	1-3	4	1	0	0	0	0	0
1/21	Stony Brook	1-1	20	0-1	0-0	0-0	1-2	3	3	0	0	0	0	0
1/27	at UMass Lowell	1-1	16	1-2	0-0	0-0	0-3	3	1	2	0	0	2	2
1/31	at Hartford	1-1	18	2-2	0-0	0-0	0-3	3	2	0	0	0	1	4
2/3	UMBC	1-1	22	0-2	0-0	0-0	3-6	9	3	0	1	0	1	0
2/6	at Vermont	1-1	3	0-0	0-0	0-0	0-0	0	0	0	0	0	0	0
2/8	Binghamton	DNP												
2/11	New Hampshire	DNP												
2/14	at Maine	DNP												
2/17	at Stony Brook	DNP												
2/25	UMass Lowell	DNP												
2/28	Hartford	1-0	12	0-0	0-0	0-0	0-0	0	0	0	0	0	0	0
3/5	Vermont	1-0	13	1-2	0-0	0-0	1-1	2	2	0	0	0	1	2
3/6	at Binghamton	1-1	16	0-0	0-0	2-2	2-1	3	3	0	0	0	1	2

Career Statistics

Year	G-S	Min-Avg	FG-A	%	3FG-A	%	FT-A	%	Off-Def	Reb	Avg	Ast	TO	Blk	Stl	Pts	Avg
2013-14	23-0	197-8.6	10-29	.345	0-0	--	9-21	.429	12-18	30	1.3	0	16	3	6	29	1.3
2014-15	30-12	445-14.8	20-48	.417	0-0	--	10-24	.417	33-31	64	2.1	12	18	5	14	50	1.7
2015-16	20-16	320-16.0	6-20	.300	0-0	--	5-12	.417	15-38	53	2.7	5	12	1	7	17	0.9
2016-17																	
Career	73-28	962-13.2	36-97	.371	0-0	--	24-57	.421	60-87	147	2.0	17	48	9	27	96	1.3

2015-16 UAlbany Women's Basketball Game Notes - vs. Maine 3/11 - AE Title Game

UAlbany Record Book

GAME RECORDS

SCORING

	Name	Opponent	FG	FT	PTS
1.	Shereesha Richards	UMass Lowell (2-25-16)	17-28	7-10	41
	Shereesha Richards	UC Davis (12-18-15)	19-29	3-4	41
	Shereesha Richards	Vermont (1-9-14)	17-24	7-10	41
4.	Shereesha Richards	Hartford (1-25-15)	17-24	5-8	39
5.	Jen Schumacher	Vermont (1-22-05)	11-15	5-5	36 ^{^^}
	Cindy Werner	Hamilton (11-30-78)	16	4-11	36
7.	Shereesha Richards	Binghamton (2-11-15)	14-21	7-10	35
8.	Shereesha Richards	Maine (1-16-16)	13-23	7-10	34+
	Shereesha Richards	North Carolina (12-30-14)	11-22	12-15	34
10.	Shereesha Richards	Binghamton (3-6-16)	14-23	5-7	33
	Shereesha Richards	USC (12-20-15)	9-15	14-17	33+
	Imani Tate	Toledo (11-21-15)	11-16	11-13	33
	Megan Craig	Northeastern (1-4-14)	13-18	7-11	33
	Lisa Parish	Stony Brook (2-7-87)	12	9-9	33
	Megan Buchanan	Bridgeport (1-18-99)	11-16	10-12	33+
	Megan Buchanan	Cornell (12-3-99)	11-28	8-10	33*
	Janea Aiken	Binghamton (1-10-09)	10-25	9-11	33+
17.	Shereesha Richards	Vermont (3-2-16)	12-17	7-9	32+
	Shereesha Richards	Dartmouth (12-4-13)	15-18	2-2	32
	Britney McGee	Boston U. (3-13-09)	10-25	5-6	32&
20.	Shereesha Richards	Yale (12-30-15)	13-19	5-12	31
	Shereesha Richards	Rhode Island (11-22-15)	13-19	5-5	31
	Shereesha Richards	UMass Lowell (2-7-15)	13-19	5-5	31
	Shereesha Richards	Vermont (1-29-15)	9-13	13-14	31
	Jen Schumacher	Air Force (11-27-04)	9-13	5-5	31 ⁺⁺
	Gina Richardson	Stony Brook (2-17-90)	13	5-7	31#
	Samantha Ginsberg	LeMoyne (1-24-96)	14-25	2-2	31*
	Megan Buchanan	Lehigh (1-15-00, OT)	12-25	0-1	31&
28.	Imani Tate	Hartford (1-25-15)	10-17	10-13	30
	Gina Richardson	Colby (1-28-90, 2OT)	11	7-8	30
	Michele Davis	Franklin Pierce (1-20-96)	12-16	1-2	30 [^]
	Britney McGee	UMBC (2-25-09)	9-10	5-6	30&

+1 3FG | @2 3FG | *3 3FG | #4 3FG | ^5 3FG | %6 3FG | &7 3FG | ++8 3FG | ^^9 3FG

INDIVIDUAL RECORDS

Points:		Field Goals:	
Game:	41 Shereesha Richards (vs. UML, 2-25-16)	Game:	19 Shereesha Richards (vs. UC Davis, 12-18-15)
	Shereesha Richards (vs. UC Davis, 12-18-15)	Season:	266 Shereesha Richards (13-14) (15-16)
	Shereesha Richards (@ Vermont, 1-9-14)	Career:	917 Shereesha Richards (12-16)
Half:	27 Shereesha Richards (@ Vermont, 1-9-14)	Game Att.:	28 Shereesha Richards (vs. UC Davis, 12-18-15, 19 made)
Season:	704 Shereesha Richards (15-16)	Season Att.:	500 Ebone Henry (11-12)
Senior:	704 Shereesha Richards (15-16)	Career Att.:	1625 Ebone Henry (09-13)
Junior:	694 Shereesha Richards (14-15)	Game Pct.:	1.000 Lisa Parish (9-9 vs. Stony Brook, 2-7-87)
Sophomore:	659 Shereesha Richards (13-14)		Kelly Paolino (8-8 vs. Franklin Pierce, 1-24-98)
Freshman:	323 Ebone Henry (09-10)		Sarah Sweetland (10-10 vs. Yale, 11-26-02)
Career:	2,372 Shereesha Richards (12-16)	Season Pct.:	.624 Shereesha Richards (13-14)
Season Avg.:	21.0 Shereesha Richards (14-15)	Career Pct.:	.592 Shereesha Richards (12-16)
Career Avg.:	14.8 Rainny Lesane (1,481 in 100, 82-86)	Consecutive Made:	24 Sarah Sweetland (02-03)
20 pt. + Games:	59 Shereesha Richards (12-16)	Rebounds:	
30 pt. + Games:	15 Shereesha Richards (12-16)	Game:	22 Casey Stanley (vs. Nazareth, 2-22-92)
Double-Doubles:	13 Shereesha Richards (13-14)	Season:	339 Julie Forster (11-12)
(season)		Senior:	277 Danielle Hutcheson (04-05)
Double-Doubles:	36 Shereesha Richards (12-16)	Junior:	339 Julie Forster (11-12)
(career)		Sophomore:	295 Shereesha Richards (13-14)
Consecutive Double		Freshman:	259 Julie Forster (09-10)
Figure Games:	35 Shereesha Richards (13-15, not active)	Career:	1,149 Julie Forster (09-13)
Career Double		Season Avg.:	10.9 Ikeuchi Franklin (92-93)
Figure Games:	109 Shereesha Richards (12-16)	Career Avg.:	9.3 Julie Forster (09-13)

UAlbany Record Book

Assists:

Game:	14	Zakiya Saunders (vs. UMBC, 2/3/16)
Season:	215	Zakiya Saunders (15-16)
Senior:	147	Sarah Royals (14-15)
Junior:	215	Zakiya Saunders (15-16)
Sophomore:	122	Zakiya Saunders (14-15)
Freshman:	74	Laurie Annunziato (88-89)
Career:	462	Sarah Royals (11-15)
Season Avg.:	5.67	Donna Hughes (86-87)
Career Avg.:	3.67	Rainny Lesane (82-86)

Steals:

Game:	11	Rainny Lesane (vs. Cortland, 12-4-85)
Season:	150	Rainny Lesane (85-86)
Career:	443	Rainny Lesane (82-86)
Season Avg.:	5.0	Rainny Lesane (85-86)
Career Avg.:	4.43	Rainny Lesane (82-86)

Blocked Shots:

Game:	7	Alicia Learn (vs. Charleston Southern, 12-13-03) Ikeuchi Franklin (vs. Rensselaer, 11-21-92) Gia Sanders (vs. Vermont, 1-16-08)
Season:	52	Gia Sanders (05-06)
Career:	151	Gia Sanders (04-08)
Season Avg.:	2.04	Erica Witham (93-94)
Career Avg.:	1.52	Erica Witham (92-96)

Three-Point Field Goals:

Game:	9	Jen Schumacher (vs. Vermont, 1-22-05)
Season:	83	Britney McGee (08-09)
Career:	197	Jen Schumacher (02-06)
Game Att.:	15	Britney McGee (vs. Boston U., 3-13-09, 7 made)
Season Att.:	201	Britney McGee (08-09)
Career Att.:	523	Jen Schumacher (02-06)
Game Pct.:	1.000	Shelia McCaughin (5-5 vs. Ithaca, 2-21-95)
Season Pct.:	.469	Becky Ayers (46-98, 01-02)

TEAM RECORDS

Points:

Game (Reg.):	110	(vs. Hamilton, 11-22-86) (vs. Southern Vermont, 1-30-96)
Half:	58	(vs. Hamilton, 11-22-86) (vs. Old Westbury, 2-6-90) (vs. Southern Vermont, 1-30-96)
Game (Opponent):	114	(vs. New York U., 2-2-88, 2OT)
Season:	2,451	(85-86, 30 games)
Season Avg.:	81.7	(2,451 in 30, 85-86)

Field Goals:

Game:	52	(vs. Hamilton, 11-22-86)
Season:	967	(85-86, 30 games)
Season Att.:	2,056	(85-86, 30 games)
Season Pct.:	.470	(967-2,056, 85-86)

Free Throws:

Game Pct.:	1.000	(12-12 vs. Maine, 1-17-04) (11-11 @ Rhode Island, 11-22-15) (8-8 vs. New Hampshire, 2-5-05)
Season:	489	(13-14, 33 games)
Season Att.:	730	(13-14, 33 games)
Season Pct.:	.726	(304-419, 02-03)

Three-Point Field Goals:

Game:	17	(vs. Lafayette, 1-2-03, 35 att.)
Game Att.:	35	(vs. Lafayette, 1-2-03, 17 made)
Season:	158	(07-08, 31 games)
Season Att.:	554	(10-11, 30 games)
Season Pct.:	.358	(129-360, 03-04)

Rebounds:

Game:	74	(vs. Nazareth, 1-21-91)
Season:	1,314	(13-14, 33 games)
Season Avg.:	47.4	(1,137 in 24, 88-89)

Assists:

Game:	32	(vs. Old Westbury, 2-8-92)
Season:	516	(13-14, 33 games)

Steals:

Game:	30	(vs. New Paltz, 12-1-96)
Season:	531	(85-86, 30 games)

Blocked Shots:

Game:	12	(vs. Old Westbury, 2-9-91)
Season:	118	(93-94, 24 games)



THE LAST TIME THE GREAT DANES....

Won at home	2/28/16 vs. Hartford, W 84-39
Lost at home	2/1/15 vs. Maine, L 44-52
Won on the road	3/6/16 @ Binghamton, W 79-43
Lost on the road	2/14/16 @ Maine, L 53-65
Won at a neutral site	3/5/16 vs. Vermont in Vestal, N.Y., W 95-43
Lost at a neutral site	3/23/14 vs. West Virginia in Baton Rouge, La., L 61-76
Won in overtime	1/19/13 vs. Hartford, W 55-48 (OT)
Lost in overtime	12/5/09 @ Siena, L 61-65 (OT)
Played two or more overtimes	12/12/93 vs. Buffalo State, L 75-81
Won five consecutive games	2/17/16-3/6/16
Lost five consecutive games	1/22/10-2/6/10
Won 6-9 consecutive games	1/16/16-2/11/16 (9)
Lost 6-9 consecutive games	1/10/10-2/6/10 (9)
Won 10 or more consecutive games	12/30/15-2/11/16 (13)
Lost 10 or more consecutive games	1/17/09-2/21/09
Scored under 50 points	2/1/15 vs. Maine, L 44-52
Scored 80-89 points	2/28/16 vs. Hartford, W 84-39
Scored 90-99 points	3/5/16 vs. Vermont in Vestal, N.Y., W 95-43
Scored 100 or more points	1/30/96 vs. Southern Vermont, W 110-42
Allowed under 50 points	3/6/16 @ Binghamton, W 79-43
Allowed 80-89 points	12/19/13 @ Duke, L 51-80
Allowed 90-99 points	12/20/10 @ Hofstra, L 60-90
Allowed 100 or more points	2/2/88 vs. NYU, L 107-114
Won by 20 or more points	3/6/16 @ Binghamton, W 79-43
Won by 30 or more points	3/6/16 @ Binghamton, W 79-43
Won by 50 or more points	3/5/16 vs. Vermont in Vestal, N.Y., W 95-43
Lost by 20 or more points	12/19/13 @ Duke, L 51-80
Lost by 30 or more points	11/21/12 @ Michigan State, L 35-67
Shot over 50 percent from the field	3/5/16 vs. Vermont in Vestal, N.Y., W 95-43, 55.6%
Shot under 30 percent from the field	2/1/15 vs. Maine, L 44-52, 25.0%
Held an opponent to under 30 percent shooting from the field	3/6/16 @ Binghamton, W 79-43, 25.0%
Had 50 or more rebounds	3/6/16 @ Binghamton, W 79-43, 50
Had 20 or more assists	3/6/16 @ Binghamton, W 79-43, 24
Had 15 or more steals	3/5/16 vs. Vermont in Vestal, N.Y., W 95-43, 18
Had 10 or more blocks	12/13/03 vs. Charleston Southern, W 86-63, 10
Made 10 or more 3-pointers	1/16/14 @ UMass Lowell, W 87-50, 10 (out of 17)
Made 30 or more free throws	3/10/13 vs. New Hampshire, W 71-57, 31
Had five or more players score in double figures	2/7/14 vs. Hartford, W 90-68
..... Tammy Phillip (19), Megan Craig (17), Imani Tate (16), Shereesha Richards (13), Sarah Royals (12)	
Had two or more players score at least 20 points	3/5/16 vs. Vermont in Vestal, N.Y., W 95-43
..... Shereesha Richards (32), Imani Tate (21), Zakiya Saunders (20)	
Had two or more players grab at least 10 rebounds	2/3/16 vs. UMBC, W 63-39
..... Shereesha Richards (13), Imani Tate (10)	

THE LAST TIME A GREAT DANE....

Scored 20 or more points	3/6/16 - Shereesha Richards @ Binghamton, 33
Scored 30 or more points	3/6/16 - Shereesha Richards @ Binghamton, 33
Hit 10 or more field goals	3/6/16 - Shereesha Richards @ Binghamton, 14 (out of 23)
Hit 10 or more free throws	2/11/16 - Imani Tate vs. New Hampshire, 12 (out of 12)
Hit five or more 3-pointers	1/16/14 - Erin Coughlin @ UMass Lowell, 6 (out of 8)
Had a double-double	2/11/16 - Zakiya Saunders vs. New Hampshire, 10 pts., 11 asts.
Had 10-14 rebounds	2/25/16 - Heather Forster vs. UMass Lowell, 11
Had at least 15 rebounds	2/6/16 - Tiana-Jo Carter @ Vermont, 18
Had at least 10 assists	3/6/16 - Imani Tate @ Binghamton, 11
Had at least five steals	3/5/16 - Imani Tate/Zakiya Saunders vs. Vermont, 5/5
Had at least five blocks	11/24/13 - Megan Craig vs. Delaware State, 5

2015-16 UAlbany Women's Basketball Game Notes - vs. Maine 3/11 - AE Title Game

2015-16 Team Highs/Lows

Points

High 95 (vs. Vermont, 3/5)
Low 53 (@ Maine, 2/14)

Field Goals

High 37 (vs. UMass Lowell, 2/25)
Low 20 (@ Stony Brook, 2/17)

Field Goal Attempts

High 70 (vs. UMass Lowell, 2/25)
Low 44 (@ Stony Brook, 2/17)

Field Goal Percentage

High 64.7% (@ Hartford, 1/31)
Low 39.6% (@ Tennessee, 11/27)

3-Point Field Goals

High 6 (@ UMBC, 1/6)
Low 0 (4x, last: vs. Vermont, 1/9)

3-Point Field Goal Attempts

High 16 (vs. Pepperdine, 11/15) (@ Tennessee, 11/27)
Low 3 (vs. Yale, 12/30) (vs. Binghamton, 2/8)

3-Point Field Goal Percentage

High 60.0% (@ USC, 12/20)
Low 0.0% (4x, last: vs. Vermont, 1/9)

Free Throws

High 27 (vs. Providence, 12/1)
Low 6 (@ Fairfield, 12/9) (@ Maine, 2/14)

Free Throw Attempts

High 41 (vs. Providence, 12/1)
Low 8 (@ Maine, 2/14)

Free Throw Percentage

High 100% (@ Rhode Island, 11/22)
Low 47.6% (vs. Pepperdine, 11/15)

Rebounds

High 61 (vs. Vermont, 1/9)
Low 26 (@ Army, 12/5)

Assists

High 26 (vs. UC Davis, 12/18)
Low 8 (vs. Toledo, 11/21)

Steals

High 18 (vs. Vermont, 3/5)
Low 5 (@ UMBC, 1/6) (vs. UMBC, 2/3)

Blocks

High 6 (vs. Hartford, 2/28) (@ Binghamton, 3/6)
Low 0 (4x, last: vs. Binghamton, 2/8)

2015-16 Opponent Highs/Lows

Points

High 74 (vs. Yale, 12/30)
Low 39 (@ UMBC, 2/3) (vs. Hartford, 2/28)

Field Goals

High 28 (@ Rhode Island, 11/22)
Low 12 (vs. Vermont, 1/9) (vs. Hartford, 2/28)

Field Goal Attempts

High 63 (vs. Yale, 12/30) (@ UMBC, 1/6)
Low 42 (vs. Hartford, 2/28)

Field Goal Percentage

High 52.1% (vs. UC Davis, 12/18)
Low 21.4% (vs. Vermont, 1/9)

3-Point Field Goals

High 13 (@ Maine, 2/14)
Low 3 (vs. UNH, 2/11) (vs. Hartford, 2/28)

3-Point Field Goal Attempts

High 28 (vs. Vermont, 3/5)
Low 12 (vs. Hartford, 2/28) (@ Binghamton, 3/6)

3-Point Field Goal Percentage

High 64.7% (@ Army, 12/5)
Low 13.6% (@ Vermont, 2/6)

Free Throws

High 16 (@ Tennessee, 11/27) (@ USC, 12/20)
Low 0 (@ Maine, 2/14)

Free Throw Attempts

High 22 (@ USC, 12/20)
Low 0 (@ Maine, 2/14)

Free Throw Percentage

High 100% (vs. UNH, 2/11)
Low 40.0% (@ Fairfield, 12/9)

Rebounds

High 40 (@ Vermont, 2/6)
Low 14 (@ Hartford, 1/31)

Assists

High 24 (vs. UC Davis, 12/18)
Low 6 (@ Binghamton, 3/6)

Steals

High 12 (@ Rhode Island, 11/22)
Low 1 (vs. Pepperdine, 11/15) (vs. UNH, 2/11)

Blocks

High 8 (@ Tennessee, 11/27)
Low 0 (vs. Maine, 1/16)

2015-16 UAlbany Individual Highs

Points

--Shereesha Richards, 41 (vs. UC Davis, 12/18)
--Shereesha Richards, 41 (vs. UMass Lowell, 2/25)

Field Goals Made

--Shereesha Richards, 19 (vs. UC Davis, 12/18)
--Shereesha Richards, 17 (vs. UMass Lowell, 2/25)

Three-Point Field Goals Made

--Erin Coughlin, 4 (4x, last: @ Hartford, 1/31)

Free Throws Made

--Shereesha Richards, 14 (@ USC, 12/20)
--Imani Tate, 12 (vs. UNH, 2/11)

Rebounds

--Tiana-Jo Carter, 18 (@ Vermont, 2/6)
--Shereesha Richards, 15 (vs. Vermont, 1/9)

Double-Doubles

--Shereesha Richards, 9
--Zakiya Saunders, 7
--Tiana-Jo Carter, 2
--Imani Tate, 1

Assists

--Zakiya Saunders, 14 (@ UMBC, 2/3)
--Zakiya Saunders, 13 (vs. Stony Brook, 1/21)

Steals

--Imani Tate, 8 (vs. Hartford, 2/28)
--Erin Coughlin, 7 (vs. Providence, 12/1)

Blocks

--Tiana-Jo Carter, 4 (@ Binghamton, 3/6)
--Tiana-Jo Carter, 3 (6x)

2015-16 INDIVIDUAL SUPERLATIVES

Points (20+)

- Shereesha Richards, 41 (vs. UMass Lowell, 2/25)
- Shereesha Richards, 41 (vs. UC Davis, 12/18)
- Shereesha Richards, 34 (vs. Maine, 1/16)
- Shereesha Richards, 33 (at Binghamton, 3/6)
- Shereesha Richards, 33 (@ USC, 12/20)
- Imani Tate, 33 (vs. Toledo, 11/21)
- Shereesha Richards, 32 (vs. Vermont, 3/5)
- Shereesha Richards, 31 (vs. Yale, 12/30)
- Shereesha Richards, 31 (@ Rhode Island, 11/22)
- Imani Tate, 29 (vs. Stony Brook, 1/21)
- Imani Tate, 28 (vs. Hartford, 2/28)
- Shereesha Richards, 28 (vs. Providence, 12/1)
- Shereesha Richards, 28 (@ Army, 12/5)
- Imani Tate, 27 (@ Siena, 12/12)
- Shereesha Richards, 26 (vs. UNH, 2/11)
- Imani Tate, 26 (vs. UNH, 2/11)
- Shereesha Richards, 26 (@ UNH, 1/13)
- Shereesha Richards, 25 (@ UMBC, 2/3)
- Shereesha Richards, 25 (vs. Vermont, 1/9)
- Shereesha Richards, 25 (@ Fairfield, 12/9)
- Imani Tate, 24 (vs. Pepperdine, 11/15)
- Imani Tate, 23 (vs. UMass Lowell, 2/25)
- Shereesha Richards, 23 (@ UMass Lowell, 1/27)
- Imani Tate, 22 (@ Maine, 2/14)
- Shereesha Richards, 22 (@ Boston University, 11/18)
- Imani Tate, 21 (vs. Vermont, 3/5)
- Shereesha Richards, 21 (vs. Hartford, 2/28)
- Shereesha Richards, 21 (@ Hartford, 1/31)
- Imani Tate, 21 (vs. Providence, 12/1)
- Shereesha Richards, 21 (vs. Pepperdine, 11/15)
- Zakiya Saunders, 20 (vs. Vermont, 3/5)
- Shereesha Richards, 20 (@ Stony Brook, 2/17)
- Shereesha Richards, 20 (vs. Binghamton, 2/8)
- Imani Tate, 20 (@ UMass Lowell, 1/27)
- Imani Tate, 20 (@ Boston University, 11/18)

Rebounds (10+)

- Tiana-Jo Carter, 18 (@ Vermont, 2/6)
- Shereesha Richards, 15 (vs. Vermont, 1/9)
- Shereesha Richards, 14 (vs. UC Davis, 12/18)
- Shereesha Richards, 13 (@ UMBC, 2/3)
- Shereesha Richards, 13 (@ Binghamton, 1/19)
- Tiana-Jo Carter, 13 (@ Rhode Island, 11/22)
- Shereesha Richards, 12 (@ UMBC, 1/6)
- Shereesha Richards, 12 (vs. Yale, 12/30)
- Heather Forster, 11 (vs. UMass Lowell, 2/25)
- Shereesha Richards, 11 (@ Maine, 2/14)
- Heather Forster, 11 (vs. Providence, 12/1)
- Imani Tate, 10 (@ UMBC, 2/3)
- Zakiya Saunders, 10 (@ Hartford, 1/31)
- Shereesha Richards, 10 (vs. Stony Brook, 1/21)
- Shereesha Richards, 10 (@ UNH, 1/13)
- Shereesha Richards, 10 (@ Tennessee, 11/27)

Blocks (3+)

- Tiana-Jo Carter, 4 (@ Binghamton, 3/6)
- Tiana-Jo Carter, 3 (vs. Hartford, 2/28)
- Tiana-Jo Carter, 3 (@ UMBC, 2/3)
- Tiana-Jo Carter, 3 (vs. Yale, 12/30)
- Tiana-Jo Carter, 3 (@ USC, 12/20)
- Tiana-Jo Carter, 3 (vs. Toledo, 11/21)
- Tiana-Jo Carter, 3 (@ Rhode Island, 11/22)

Double-Doubles (ordered by point total)

- Shereesha Richards, 41 pts., 14 rbs. (vs. UC Davis, 12/18)
- Shereesha Richards, 31 pts., 12 rbs. (vs. Yale, 12/30)
- Shereesha Richards, 26 pts., 10 rbs. (@ UNH, 1/13)
- Shereesha Richards, 25 pts., 15 rbs. (vs. Vermont, 1/9)
- Shereesha Richards, 25 pts., 13 rbs. (@ UMBC, 2/3)
- Shereesha Richards, 19 pts., 10 rbs. (@ Tennessee, 11/27)
- Tiana-Jo Carter, 18 pts., 18 rbs. (@ Vermont, 2/6)
- Imani Tate, 18 pts., 10 rbs. (@ UMBC, 2/3)
- Zakiya Saunders, 17 pts., 11 asts. (vs. UC Davis, 12/18)
- Tiana-Jo Carter, 16 pts., 13 rbs. (@ Rhode Island, 11/22)
- Shereesha Richards, 16 pts., 12 rbs. (@ UMBC, 1/6)
- Shereesha Richards, 16 pts., 10 rbs. (vs. Stony Brook, 1/21)
- Shereesha Richards, 15 pts., 13 rbs. (@ Binghamton, 1/19)
- Zakiya Saunders, 14 pts., 10 rbs. (@ Hartford, 1/31)
- Zakiya Saunders, 14 pts., 10 asts. (vs. Vermont, 1/9)
- Zakiya Saunders, 12 pts., 14 asts. (@ UMBC, 2/3)
- Zakiya Saunders, 12 pts., 10 asts. (@ UNH, 1/13)
- Zakiya Saunders, 10 pts., 11 asts. (vs. UNH, 2/11)

Steals (5+)

- Imani Tate, 8 (vs. Hartford, 2/28)
- Erin Coughlin, 7 (vs. Providence, 12/1)
- Zakiya Saunders, 6 (vs. Binghamton, 2/8)
- Erin Coughlin, 6 (@ Boston University, 11/18)
- Imani Tate, 6 (@ Rhode Island, 11/22)
- Zakiya Saunders, 5 (vs. Vermont, 3/5)
- Imani Tate, 5 (vs. Vermont, 3/5)
- Zakiya Saunders, 5 (@ Hartford, 1/31)
- Imani Tate, 5 (@ UMass Lowell, 1/27)
- Imani Tate, 5 (@ Tennessee, 11/27)
- Imani Tate, 5 (@ Siena, 12/12)

Assists (7+)

- Zakiya Saunders, 14 (@ UMBC, 2/3)
- Zakiya Saunders, 13 (vs. Stony Brook, 1/21)
- Imani Tate, 11 (@ Binghamton, 3/6)
- Zakiya Saunders, 11 (vs. UNH, 2/11)
- Zakiya Saunders, 11 (vs. UC Davis, 12/18)
- Zakiya Saunders, 10 (@ UNH, 1/13)
- Zakiya Saunders, 10 (vs. Vermont, 1/9)
- Zakiya Saunders, 10 (@ Army, 12/5)
- Zakiya Saunders, 9 (@ Binghamton, 1/19)
- Zakiya Saunders, 9 (vs. Maine, 1/16)
- Imani Tate, 8 (@ Stony Brook, 2/17)
- Zakiya Saunders, 8 (@ UMBC, 1/6)
- Zakiya Saunders, 8 (@ USC, 12/20)
- Zakiya Saunders, 8 (@ Fairfield, 12/9)
- Zakiya Saunders, 8 (vs. Providence, 12/1)
- Zakiya Saunders, 8 (vs. Pepperdine, 11/15)
- Imani Tate, 8 (vs. UC Davis, 12/18)
- Imani Tate, 7 (vs. Vermont, 3/5)
- Zakiya Saunders, 7 (vs. Hartford, 2/28)
- Imani Tate, 7 (vs. UMass Lowell, 2/25)
- Zakiya Saunders, 7 (vs. UMass Lowell, 2/25)
- Zakiya Saunders, 7 (vs. Yale, 12/30)

CURRENT PLAYERS - UALBANY RANKINGS IN THE RECORD BOOK

Tiana-Jo Carter

--Blocks: 10th (73 blocks)

Erin Coughlin

--Three-Point Field Goals: 6th (135 3-FG)

Shereesha Richards

--Scoring: 1st (2,372 points)
 --Scoring Average: 1st (18.7 points per game)
 --Rebounds: 2nd (1027 rebounds)
 --Rebounding Average: 4th (8.1 rebounds per game)
 --Steals: 4th (268 steals)

Zakiya Saunders

--Assists: t-5th (346 assists)
 --Assists Average: 1st (4.4 assists per game)

Imani Tate

--Scoring: 7th (1,153 points)
 --Scoring Average: 7th (12.1 points per game)
 --Rebounds: 18th (466 rebounds)
 --Assists: 17th (233 assists)
 --Steals: 13th (187 steals)

2015-16 UAlbany Women's Basketball Game Notes - vs. Maine 3/11 - AE Title Game

UAlbany Box Scores

Official Basketball Box Score -- Game Totals -- Final Statistics
Pepperdine vs University at Albany
11/15/15 1:00 p.m. at SEFCU Arena - Albany, N.Y.

Gm #1

Pepperdine 49 • 0-2

#	Player	Total			3-Ptr			Rebounds			PF	TP	A	TO	Blk	Stl	Min
		FG-FGA	FG-FGA	FT-FTA	FG-FGA	FG-FGA	FT-FTA	Off	Def	Tot							
30	OGWUMIKE, Olivia	f	5-7	0-0	2-2	1	2	3	5	12	3	4	1	0	27		
44	BROCKWAY, Kelsey	f	1-3	0-0	0-0	1	5	6	3	2	1	3	0	0	24		
11	FECSKE, Paige	g	1-7	1-5	0-0	0	1	1	0	3	6	2	0	0	34		
13	OGWUMIKE, Erica	g	6-12	3-6	5-6	1	3	4	4	20	0	6	1	1	35		
22	GREEN, Allie	g	4-10	2-6	0-0	0	1	1	0	10	1	3	2	0	24		
01	BORDONARO, Sydney	g	0-1	0-1	0-0	0	1	1	3	0	0	2	0	0	8		
03	JACOBS, Kim	g	0-0	0-0	0-0	0	0	0	0	0	0	0	0	0	0+		
14	STANBACK, Devin	g	0-0	0-0	0-0	0	1	1	2	0	0	0	0	0	8		
15	SLEEZER, Keyari	g	0-0	0-0	0-0	0	0	0	0	0	0	0	0	0	0		
21	BLAIR, Kayla	g	0-4	0-1	0-0	1	3	4	1	0	2	1	0	0	21		
24	PETTEPIER, Krista	g	0-0	0-0	0-0	0	0	0	0	0	0	1	0	0	6		
51	WALLACE, Keitra	g	1-2	0-0	0-0	0	1	1	2	2	0	2	0	0	13		
	Team					1	5	6									
	Totals		18-46	6-19	7-8	5	23	28	20	49	13	25	4	1	200		

FG % 1st Half: 10-26 38.5% 2nd half: 8-20 40.0% Game: 18-46 39.1% Deadball Rebounds 0
 3FG % 1st Half: 2-11 18.2% 2nd half: 4-8 50.0% Game: 6-19 31.6%
 FT % 1st Half: 5-6 83.3% 2nd half: 2-2 100.0% Game: 7-8 87.5%

University at Albany 64 • 1-0

#	Player	Total			3-Ptr			Rebounds			PF	TP	A	TO	Blk	Stl	Min
		FG-FGA	FG-FGA	FT-FTA	FG-FGA	FG-FGA	FT-FTA	Off	Def	Tot							
25	RICHARDS, Shereesha	f	7-11	1-1	6-10	4	3	7	2	21	1	3	0	1	34		
34	EDWARDS, Cassandra	f	1-3	0-0	0-0	2	2	4	0	2	0	1	0	0	21		
01	COUGHLIN, Erin	g	1-13	1-13	0-0	0	1	1	1	3	3	0	0	1	35		
12	TATE, Imani	g	11-22	0-1	2-5	0	9	9	2	24	4	5	0	3	40		
23	SAUNDERS, Zakiya	g	3-10	0-1	0-0	4	5	9	2	6	8	1	0	3	38		
10	HIXSON, Bailey	g	0-0	0-0	0-0	0	0	0	0	0	1	0	0	0	1		
13	AIYALOGBE, Bose	g	0-1	0-0	0-0	0	0	0	0	0	0	0	0	0	6		
21	LAVERGNE, Veronika	g	3-4	0-0	2-6	4	2	6	1	8	0	2	0	0	22		
22	FORSTER, Heather	g	0-0	0-0	0-0	1	0	1	2	0	0	2	0	0	3		
	Team					8	2	10									
	Totals		26-64	2-16	10-21	23	24	47	11	64	16	15	0	8	200		

FG % 1st Half: 13-34 38.2% 2nd half: 13-30 43.3% Game: 26-64 40.6% Deadball Rebounds 3
 3FG % 1st Half: 0-7 0.0% 2nd half: 2-9 22.2% Game: 2-16 12.5%
 FT % 1st Half: 2-4 50.0% 2nd half: 8-17 47.1% Game: 10-21 47.6%

Officials: Heather C. Browne, Diana DePaul, Karleena Tobin
 Technical fouls: Pepperdine-None. University at Albany-None.
 Attendance: 863

Score by periods	1st	2nd	3rd	4th	Total
Pepperdine	6	21	18	4	49
University at Albany	17	11	20	16	64

Official Basketball Box Score -- Game Totals -- Final Statistics
Albany vs Boston University
11/18/15 7:05 PM at Boston, Mass (Case Gym)

Gm #2

Albany 83 • 2-0

#	Player	Total			3-Ptr			Rebounds			PF	TP	A	TO	Blk	Stl	Min
		FG-FGA	FG-FGA	FT-FTA	FG-FGA	FG-FGA	FT-FTA	Off	Def	Tot							
25	RICHARDS, Shereesha	f	8-12	1-2	5-7	1	8	9	1	22	0	0	0	0	20		
34	EDWARDS, Cassandra	f	0-0	0-0	0-0	0	3	3	1	0	0	0	1	1	16		
01	COUGHLIN, Erin	g	1-7	1-6	0-0	1	1	2	1	3	3	0	0	6	24		
12	TATE, Imani	g	9-16	0-1	2-3	3	3	6	0	20	3	5	0	4	25		
23	SAUNDERS, Zakiya	g	4-5	1-1	0-0	1	1	2	1	9	6	3	1	2	33		
02	HERNANDEZ, Aubrey	g	0-1	0-0	0-0	0	0	0	0	0	0	0	0	0	2		
10	HIXSON, Bailey	g	2-3	2-3	0-0	0	4	4	0	6	0	0	0	0	12		
13	AIYALOGBE, Bose	g	4-4	0-0	0-0	0	1	1	1	8	2	2	0	2	17		
21	LAVERGNE, Veronika	g	0-0	0-0	2-4	0	1	1	2	2	0	1	0	0	15		
22	FORSTER, Heather	g	1-3	0-0	0-0	3	0	3	0	2	0	2	0	0	9		
24	KEANE, Khara	g	0-2	0-0	0-0	1	1	2	1	0	3	1	0	0	7		
33	CARTER, Tiana-Jo	g	4-7	0-0	3-6	1	2	3	2	11	1	1	0	1	20		
	Team					1	2	3									
	Totals		33-60	5-13	12-22	12	27	39	10	83	18	16	2	16	200		

FG % 1st Half: 20-32 62.5% 2nd half: 13-28 46.4% Game: 33-60 55.0% Deadball Rebounds 7
 3FG % 1st Half: 3-7 42.9% 2nd half: 2-6 33.3% Game: 5-13 38.5%
 FT % 1st Half: 8-12 66.7% 2nd half: 4-10 40.0% Game: 12-22 54.5%

Boston University 43 • 0-2

#	Player	Total			3-Ptr			Rebounds			PF	TP	A	TO	Blk	Stl	Min
		FG-FGA	FG-FGA	FT-FTA	FG-FGA	FG-FGA	FT-FTA	Off	Def	Tot							
52	Sheftic, Kara	f	0-0	0-0	1-2	2	2	4	3	1	0	2	2	1	13		
02	Scannell, Clodagh	g	0-2	0-1	0-0	0	1	1	0	0	0	0	0	1	9		
04	Hauc, Payton	g	0-3	0-1	2-4	0	0	0	4	2	0	0	4	2	23		
14	Latham, Courtney	g	0-1	0-0	0-0	0	0	0	1	0	0	4	0	0	18		
23	Melton, Troi	g	2-7	0-1	0-0	1	4	5	2	4	1	4	2	0	25		
03	Thompson, Naiyah	g	2-6	1-3	4-4	0	0	0	4	9	2	5	2	1	25		
11	Doogan, Meghan	g	0-5	0-5	0-0	0	1	1	0	0	1	1	0	1	12		
12	Hope, Sarah	g	3-11	3-11	0-0	0	3	3	0	9	3	4	0	0	33		
21	Spearman, Lauren	g	3-4	2-2	1-1	0	1	1	0	9	0	2	0	0	9		
33	Green, Meghan	g	4-7	1-1	0-0	1	1	2	4	9	1	0	1	2	17		
34	Bayram, Erin	g	0-0	0-0	0-0	0	1	1	3	0	0	1	0	0	16		
	Team					1	4	5									
	Totals		14-46	7-25	8-11	5	18	23	21	43	8	27	7	8	200		

FG % 1st Half: 7-26 26.9% 2nd half: 7-20 35.0% Game: 14-46 30.4% Deadball Rebounds 3
 3FG % 1st Half: 1-11 9.1% 2nd half: 6-14 42.9% Game: 7-25 28.0%
 FT % 1st Half: 3-4 75.0% 2nd half: 5-7 71.4% Game: 8-11 72.7%

Officials: Margaret Tieman, Fidel Gonzalez, Rachel Kimball
 Technical fouls: Albany-None. Boston University-None.
 Attendance: 231

Score by periods	1st	2nd	3rd	4th	Total
Albany	19	32	16	16	83
Boston University	9	9	11	14	43

Official Basketball Box Score -- Game Totals -- Final Statistics
Albany vs Toledo
11/21/15 3:00 PM at Kingston, RI

Gm #3

Albany 63 • 3-0

#	Player	Total			3-Ptr			Rebounds			PF	TP	A	TO	Blk	Stl	Min
		FG-FGA	FG-FGA	FT-FTA	FG-FGA	FG-FGA	FT-FTA	Off	Def	Tot							
25	RICHARDS, Shereesha	f	4-9	0-1	0-0	2	2	4	5	8	2	4	0	2	21		
34	EDWARDS, Cassandra	f	0-2	0-0	0-0	1	0	1	4	0	1	0	0	0	22		
01	COUGHLIN, Erin	g	2-9	2-8	0-0	0	2	2	1	6	1	3	0	0	40		
12	TATE, Imani	g	11-16	0-0	11-13	2	4	6	1	33	2	5	0	1	40		
23	SAUNDERS, Zakiya	g	2-4	0-0	4-6	3	2	5	1	8	2	3	0	3	40		
21	LAVERGNE, Veronika	g	0-0	0-0	0-0	0	0	0	0	0	0	1	0	0	1		
22	FORSTER, Heather	g	0-0	0-0	0-0	1	0	1	3	0	0	1	0	0	8		
33	CARTER, Tiana-Jo	g	3-5	0-0	2-4	0	8	8	4	8	0	2	3	1	28		
	Team					0	1	1									
	Totals		22-45	2-9	17-23	9	19	28	19	63	8	19	3	7	200		

FG % 1st Half: 13-26 50.0% 2nd half: 9-19 47.4% Game: 22-45 48.9% Deadball Rebounds 3
 3FG % 1st Half: 1-5 20.0% 2nd half: 1-4 25.0% Game: 2-9 22.2%
 FT % 1st Half: 8-9 88.9% 2nd half: 9-14 64.3% Game: 17-23 73.9%

Toledo 55 • 0-3

#	Player	Total			3-Ptr			Rebounds			PF	TP	A	TO	Blk	Stl	Min
		FG-FGA	FG-FGA	FT-FTA	FG-FGA	FG-FGA	FT-FTA	Off	Def	Tot							
12	MONAKANA, Janice	f	4-8	0-2	4-4	0	3	3	5	12	1	3	0	1	27		
32	CAPOSTO, Ana	f	3-8	1-3	4-6	0	1	1	5	11	0	2	0	0	25		
43	REECHER, Sophie	c	1-3	0-0	0-0	2	1	3	2	2	0	1	0	0	19		
01	HARRIS, Brenae	g	3-8	1-4	0-0	1	0	1	1	7	5	4	0	5	37		
11	BRAVO-HARRIOTT, Jay	g	1-4	1-2	0-0	0	1	1	4	3	1	4	0	0	18		
02	BOYD, Mikaela	g	1-1	0-0	0-0	0	5	5	1	2	1	3	0	0	26		
05	ST-FORT, Sarah	g	0-0	0-0	0-0	0	0	0	4	0	0	0	0	0	4		
15	McINTYRE, Kaayla	g	0-0	0-0	0-0	0	0	0	0	0	0	0	0	0	2		
22	PRINTZ, Halee	g	3-3	2-2	0-0	0	0	0	1	8	1	2	0	0	6		
24	RASMUSSEN, Michaela	g	2-7	0-0	0-0	1	3	4	3	4	0	1	0	0	20		
35	WOODY, Jada	g	2-2	1-1	1-2	0	1	1	0	6	0	1	1	1	16		
	Team					3	1	4									
	Totals		20-44	6-14	9-12	7	16	23	26	55	9	23	1	7	200		

FG % 1st Half: 8-19 42.1% 2nd half: 12-25 48.0% Game: 20-44 45.5%

2015-16 UAlbany Women's Basketball Game Notes - vs. Maine 3/11 - AE Title Game

UAlbany Box Scores

Official Basketball Box Score -- Game Totals -- Final Statistics
Albany vs Tennessee
11/27/15 12:01 p.m. at Knoxville, Tenn. (Thompson-Boling Arena)

Gm #5

Albany 55 • 4-1

#	Player	Total			3-Ptr			Rebounds			PF	TP	A	TO	Blk	Stl	Min
		FG-FGA	FG-FGA	FT-FTA	FG-FGA	FG-FGA	FT-FTA	Off	Def	Tot							
25	RICHARDS,Shereesha f	8-19	1-4	2-4	3	7	10	3	19	3	3	0	4	40			
34	EDWARDS,Cassandra f	0-0	0-0	0-0	1	0	1	1	0	1	0	0	0	23			
1	Coughlin, Erin g	4-9	4-9	0-0	0	1	1	1	12	0	3	0	1	40			
12	TATE,Imani g	5-13	0-1	5-6	1	4	5	5	15	4	6	0	5	36			
23	SAUNDERS,Zakiya g	1-7	0-2	1-2	0	4	4	5	3	4	5	0	2	35			
13	AIYALOGBE,Bose g	0-0	0-0	0-0	0	0	0	0	0	0	0	0	0	0+			
22	FORSTER,Heather g	3-5	0-0	0-0	2	2	4	4	6	1	1	0	1	26			
	Team				2	2	4	1									
	Totals	21-53	5-16	8-12	9	20	29	20	55	13	18	0	13	200			

FG % 1st Half: 11-24 45.8% 2nd half: 10-29 34.5% Game: 21-53 39.6% Deadball Rebounds 2
 3FG % 1st Half: 2-8 25.0% 2nd half: 3-8 37.5% Game: 5-16 31.3%
 FT % 1st Half: 4-4 100.0 2nd half: 4-8 50.0% Game: 8-12 66.7%

Tennessee 63 • 5-0

#	Player	Total			3-Ptr			Rebounds			PF	TP	A	TO	Blk	Stl	Min
		FG-FGA	FG-FGA	FT-FTA	FG-FGA	FG-FGA	FT-FTA	Off	Def	Tot							
12	Graves, Bashaara f	2-2	0-0	5-6	0	7	7	1	9	3	0	1	0	30			
2	Jones, Jasmine f	1-4	0-1	4-4	4	3	7	2	6	4	3	2	2	27			
21	Russell, Mercedes c	3-5	0-0	6-8	2	3	5	3	12	1	0	5	1	31			
0	Reynolds, Jordan g	3-6	0-1	0-0	0	6	6	2	6	4	5	0	1	30			
20	Cooper, Te'a g	2-6	2-5	1-2	0	1	1	4	7	0	5	0	0	17			
10	Jackson, MeMe g	0-1	0-1	0-0	0	1	1	1	0	1	1	0	0	4			
11	DeShields, Diamond g	4-12	3-7	0-0	0	1	1	1	11	1	2	0	1	24			
13	Dunbar, Kortney g	1-3	1-3	0-0	0	0	0	0	3	0	0	0	0	4			
14	Carter, Andraya g	1-3	0-1	0-0	1	1	2	2	2	1	0	0	3	24			
33	Middleton, Alexa g	3-5	1-2	0-0	0	1	1	0	7	1	4	0	0	9			
	Team				1	1	2										
	Totals	20-47	7-21	16-20	8	25	33	16	63	16	21	8	8	200			

FG % 1st Half: 10-27 37.0% 2nd half: 10-20 50.0% Game: 20-47 42.6% Deadball Rebounds 3
 3FG % 1st Half: 5-13 38.5% 2nd half: 2-8 25.0% Game: 7-21 33.3%
 FT % 1st Half: 5-5 100.0 2nd half: 11-15 73.3% Game: 16-20 80.0%

Officials: Bruce Morris, Lawson Newton, Greg Small
 Technical fouls: Albany-SAUNDERS,Zakiya. Tennessee-None.
 Attendance: 9806

Score by periods	1st	2nd	3rd	4th	Total
Albany	13	15	12	15	55
Tennessee	16	14	15	18	63

Official Basketball Box Score -- Game Totals -- Final Statistics
Providence vs University at Albany
12/1/15 7:00 p.m. at SEFCU Arena - Albany, N.Y.

Gm #6

Providence 58 • 2-3

#	Player	Total			3-Ptr			Rebounds			PF	TP	A	TO	Blk	Stl	Min
		FG-FGA	FG-FGA	FT-FTA	FG-FGA	FG-FGA	FT-FTA	Off	Def	Tot							
22	MILLER, Aliyah f	4-8	0-0	3-4	2	2	4	5	11	3	4	0	1	22			
25	FRIAS, Brianna f	1-2	0-0	3-4	0	3	3	5	5	0	1	1	1	26			
30	IISKOLA, Evi f	3-4	0-0	0-2	0	0	0	0	6	0	0	0	0	28			
00	BEAL, Sarah g	6-14	1-4	1-2	1	1	2	3	14	6	7	0	5	37			
11	NOGIC, Jovana 'Yoyo' g	5-11	3-7	0-0	0	3	3	3	13	1	6	1	2	32			
02	LEWIS, Alison g	1-2	0-0	0-0	0	0	0	2	2	0	1	0	0	6			
03	MEYER, Erica g	1-1	0-0	1-1	0	0	0	4	3	0	0	0	0	6			
10	BOTTEGHI, Allegra g	0-0	0-0	0-0	0	0	0	0	0	0	1	0	1	2			
21	JOLIN, Maddie g	0-5	0-2	0-0	0	0	0	0	0	0	0	0	1	13			
23	CHE, Clara g	0-0	0-0	0-0	0	0	0	0	0	2	3	0	0	9			
24	AHO, Rachel g	0-0	0-0	4-4	0	3	3	5	4	0	1	1	0	19			
	Team				5	4	9										
	Totals	21-47	4-13	12-17	8	16	24	27	58	12	24	3	11	200			

FG % 1st Half: 11-19 57.9% 2nd half: 10-28 35.7% Game: 21-47 44.7% Deadball Rebounds 3
 3FG % 1st Half: 2-4 50.0% 2nd half: 2-9 22.2% Game: 4-13 30.8%
 FT % 1st Half: 6-9 66.7% 2nd half: 6-8 75.0% Game: 12-17 70.6%

University at Albany 71 • 4-1

#	Player	Total			3-Ptr			Rebounds			PF	TP	A	TO	Blk	Stl	Min
		FG-FGA	FG-FGA	FT-FTA	FG-FGA	FG-FGA	FT-FTA	Off	Def	Tot							
25	RICHARDS,Shereesha f	9-16	1-1	9-11	1	4	5	4	28	0	3	0	3	31			
34	EDWARDS,Cassandra f	0-0	0-0	0-0	0	2	2	2	0	0	0	0	0	16			
01	COUGHLIN,Erin g	1-6	1-4	2-4	0	0	0	1	5	2	2	0	7	38			
12	TATE,Imani g	6-14	0-0	9-12	3	3	6	3	21	5	6	0	2	39			
23	SAUNDERS,Zakiya g	3-5	0-0	6-8	0	3	3	4	12	8	3	2	2	33			
13	AIYALOGBE,Bose g	0-2	0-0	0-0	2	0	2	2	0	1	1	0	0	9			
21	LAVERGNE,Veronika g	1-1	0-0	1-2	0	0	0	0	3	0	1	0	0	12			
22	FORSTER,Heather g	1-3	0-0	0-4	6	5	11	2	2	0	3	0	1	22			
	Team				6	2	8										
	Totals	21-47	2-5	27-41	18	19	37	18	71	16	19	2	15	200			

FG % 1st Half: 13-29 44.8% 2nd half: 8-18 44.4% Game: 21-47 44.7% Deadball Rebounds 7
 3FG % 1st Half: 2-4 50.0% 2nd half: 0-1 0.0% Game: 2-5 40.0%
 FT % 1st Half: 10-15 66.7% 2nd half: 17-26 65.4% Game: 27-41 65.9%

Officials: Kathleen Lynch, Rachelle Jones, Fatou Cissoko-Stephens
 Technical fouls: Providence-None. University at Albany-None.
 Attendance: 856

Score by periods	1st	2nd	3rd	4th	Total
Providence	14	16	9	19	58
University at Albany	20	18	18	15	71

Official Basketball Box Score -- Game Totals -- Final Statistics
Albany vs Army West Point
12/5/15 3 pm at West Point, N.Y. (Christl Arena)

Gm #7

Albany 62 • 5-2

#	Player	Total			3-Ptr			Rebounds			PF	TP	A	TO	Blk	Stl	Min
		FG-FGA	FG-FGA	FT-FTA	FG-FGA	FG-FGA	FT-FTA	Off	Def	Tot							
22	FORSTER,Heather f	0-1	0-0	0-0	0	3	1	4	3	0	3	1	1	12			
25	RICHARDS,Shereesha f	11-19	0-2	6-8	3	3	6	4	28	0	2	0	2	38			
01	COUGHLIN,Erin g	3-8	3-8	0-0	0	1	1	1	9	3	2	0	0	38			
12	TATE,Imani g	5-11	0-0	2-4	2	1	3	4	12	2	0	0	2	24			
23	SAUNDERS,Zakiya g	3-6	1-1	0-0	0	4	4	2	7	10	7	0	1	38			
13	AIYALOGBE,Bose g	0-0	0-0	0-0	4	0	4	2	0	1	1	0	1	26			
21	LAVERGNE,Veronika g	3-3	0-0	0-0	0	2	2	2	6	0	1	1	1	24			
	Team				1	1	2										
	Totals	25-48	4-11	8-12	13	13	26	18	62	16	18	2	8	200			

FG % 1st Half: 12-26 46.2% 2nd half: 13-22 59.1% Game: 25-48 52.1% Deadball Rebounds 1,1
 3FG % 1st Half: 2-5 40.0% 2nd half: 2-6 33.3% Game: 4-11 36.4%
 FT % 1st Half: 4-6 66.7% 2nd half: 4-6 66.7% Game: 8-12 66.7%

Army West Point 65 • 6-1

#	Player	Total			3-Ptr			Rebounds			PF	TP	A	TO	Blk	Stl	Min
		FG-FGA	FG-FGA	FT-FTA	FG-FGA	FG-FGA	FT-FTA	Off	Def	Tot							
33	Oertner, Aimee f	1-3	0-0	0-0	2	1	3	4	2	2	2	1	0	15			
35	Failor, Dani f	0-3	0-0	0-0	0	0	0	1	0	0	0	1	0	15			
05	Minato, Kelsey g	5-12	4-8	2-2	0	3	3	2	16	4	3	0	3	40			
21	McNeal, Janae g	4-6	0-0	2-3	1	2	3	10	3	1	1	2	31				
24	Parker, Jean g	6-7	6-6	2-2	2	2	4	1	20	0	5	0	2	33			
12	McMahon, Izzy g	0-0	0-0	0-0	0	0	0	0	0	0	1	0	0	3			
13	Hicks, Lena' f	1-3	0-0	0-0	0	1	1	2	1	0	0	0	0	7			
14	Hovren, Madison g	4-7	0-0	2-2	3	1	4	1	10	0	1	0	0	22			
20	Morris, Destinee g	0-0	0-0	0-2	0	0	0	0	0	0	0	0	0	2			
23	Morris, Daizjah g	2-5	1-3	0-0	1	0	1	1	5	7	3	0	2	32			
	Team				2	3	5										
	Totals	23-46	11-17	8-11	11	13	24	14	65	17	19	3	9	200			

FG % 1st Half: 7-18 38.9% 2nd half: 16-28 57.1% Game: 23-46 50.0% Deadball Rebounds 1
 3FG % 1st Half: 4-8 50.0% 2nd half: 7-9 77.8% Game: 11-17 64.7%
 FT % 1st Half: 1-1 100.0 2nd half: 7-10 70.0% Game: 8-11 72.7%

Officials: Kevin Farlow(R),Margaret Tieman(U1),Shawn Goode(U2)
 Technical fouls: Albany-None. Army West Point-None.
 Attendance: 754

Score by periods	1st	2nd	3rd	4th	Total
Albany	16	1			

2015-16 UAlbany Women's Basketball Game Notes - vs. Maine 3/11 - AE Title Game

UAlbany Box Scores

Official Basketball Box Score -- Game Totals -- Final Statistics
UAlbany vs Siena College
12/12/15 5 PM at Albany, NY - Times Union Center

Gm #9

UAlbany 61 • 7-2

#	Player	Total			3-Ptr			Rebounds			PF	TP	A	TO	Blk	Stl	Min
		FG	FGA	FT	FTA	Off	Def	Off	Def	Total							
22	FORSTER, Heather	f	2-3	0-0	0-0	0	2	2	3	4	0	0	2	0	2	23	
25	RICHARDS, Shereesha	f	1-8	0-1	4-6	3	1	4	5	6	5	2	1	2	31		
01	COUGHLIN, Erin	g	1-5	1-5	0-0	1	2	3	2	3	2	4	0	2	39		
12	TATE, Imani	g	11-16	0-0	5-8	6	3	9	3	27	3	5	0	5	40		
23	SAUNDERS, Zakiya	g	5-9	0-0	2-4	0	2	2	3	12	4	1	0	2	39		
13	AIYALOGBE, Bose	g	0-1	0-0	0-0	1	0	1	0	0	0	0	0	0	2		
33	CARTER, Tiana-Jo	g	4-9	0-0	1-2	3	6	9	3	9	1	2	1	0	26		
Team						1	2	3									
Totals			24-51	1-6	12-20	15	18	33	19	61	15	15	4	11	200		

FG % 1st Half: 8-22 36.4% 2nd half: 16-29 55.2% Game: 24-51 47.1% Deadball Rebounds 3,1
 3FG % 1st Half: 0-4 0.0% 2nd half: 1-2 50.0% Game: 1-6 16.7%
 FT % 1st Half: 5-6 83.3% 2nd half: 7-14 50.0% Game: 12-20 60.0%

Siena College 42 • 4-6

#	Player	Total			3-Ptr			Rebounds			PF	TP	A	TO	Blk	Stl	Min
		FG	FGA	FT	FTA	Off	Def	Off	Def	Total							
11	Hetzke, Margot	f	0-4	0-0	2-2	6	4	10	1	2	1	3	0	0	22		
45	Donohue, Meghan	f	0-0	0-0	2-2	1	1	2	5	2	1	3	0	1	26		
00	Petty-Evans, Denisha	g	2-9	2-7	0-0	0	1	1	2	6	2	6	0	0	29		
21	Scarborough, Kollyns	g	5-10	2-5	1-2	0	3	3	2	13	0	1	0	3	33		
22	Rawls, Deja	g	1-5	1-2	0-0	0	1	1	3	3	1	2	0	0	28		
05	Benitez, Jackie	g	3-8	2-5	0-0	1	1	2	3	8	2	3	2	0	20		
12	Kelly, Symone	g	0-2	0-0	0-0	0	2	2	5	0	2	0	0	0	18		
14	Gibson, Joella	g	1-1	0-0	0-0	0	0	0	0	2	0	3	0	1	9		
35	Edoka, Emmanuella	g	2-3	0-0	2-2	1	2	3	3	6	0	0	0	0	12		
51	Severova, Karolina	g	0-1	0-1	0-0	0	0	0	0	0	1	0	0	0	3		
Team						1	1	2									
Totals			14-43	7-20	7-8	10	16	26	24	42	9	27	2	5	200		

FG % 1st Half: 4-19 21.1% 2nd half: 10-24 41.7% Game: 14-43 32.6% Deadball Rebounds 1,1
 3FG % 1st Half: 3-12 25.0% 2nd half: 4-8 50.0% Game: 7-20 35.0%
 FT % 1st Half: 1-2 50.0% 2nd half: 6-6 100.0% Game: 7-8 87.5%

Officials: Michael Schmidt, Warren Harding and Paulette Franklin
 Technical fouls: UAlbany-None. Siena College-None.
 Attendance: 1206

Score by periods	1st	2nd	3rd	4th	Total
UAlbany	12	9	21	19	61
Siena College	8	4	13	17	42

Official Basketball Box Score -- Game Totals -- Final Statistics
UC Davis vs Albany
12/18/15 8 p.m. at Galen Center (Los Angeles, Calif.)

Gm #10

UC Davis 70 • 6-4

#	Player	Total			3-Ptr			Rebounds			PF	TP	A	TO	Blk	Stl	Min
		FG	FGA	FT	FTA	Off	Def	Off	Def	Total							
10	Gianotti, Pele	f	5-12	5-11	0-0	1	1	2	0	15	3	3	0	0	39		
20	Marfone, Celia	f	3-7	3-5	3-6	0	5	5	4	12	6	5	0	0	32		
22	Bertsch, Morgan	f	9-11	0-0	0-2	0	1	1	4	18	1	4	0	2	26		
44	Doherty, Alyson	f	3-6	0-0	2-2	3	3	6	3	8	2	1	1	1	28		
13	Nafekh, Dani	g	2-6	2-3	1-2	1	2	3	1	7	6	3	0	2	35		
01	Johnson, Heidi	g	2-4	0-0	2-2	0	0	0	3	6	0	1	0	0	13		
02	Eaton, Kourtney	g	1-2	1-2	0-0	0	0	0	1	3	5	2	0	0	19		
14	Eaton, Karley	g	0-0	0-0	1-2	0	0	0	1	1	1	0	0	0	8		
Team						1	4	5									
Totals			25-48	11-21	9-16	6	16	22	17	70	24	19	1	5	200		

FG % 1st Half: 12-24 50.0% 2nd half: 13-24 54.2% Game: 25-48 52.1% Deadball Rebounds 4,1
 3FG % 1st Half: 6-10 60.0% 2nd half: 5-11 45.5% Game: 11-21 52.4%
 FT % 1st Half: 5-6 83.3% 2nd half: 4-10 40.0% Game: 9-16 56.3%

Albany 80 • 8-2

#	Player	Total			3-Ptr			Rebounds			PF	TP	A	TO	Blk	Stl	Min
		FG	FGA	FT	FTA	Off	Def	Off	Def	Total							
25	RICHARDS, Shereesha	f	19-29	0-0	3-4	7	7	14	3	41	2	1	0	3	40		
33	CARTER, Tiana-Jo	f	2-2	0-0	0-0	1	1	2	5	4	0	2	0	1	21		
01	COUGHLIN, Erin	g	0-4	0-4	2-2	0	0	0	1	2	5	0	0	1	40		
12	TATE, Imani	g	6-14	0-0	4-5	2	3	5	3	16	8	2	1	4	40		
23	SAUNDERS, Zakiya	g	8-16	0-0	1-2	2	4	6	1	17	11	7	0	1	40		
21	LAVERGNE, Veronika	g	0-1	0-0	0-0	1	0	1	1	0	0	0	1	1	7		
22	FORSTER, Heather	g	0-0	0-0	0-0	2	2	4	4	0	0	0	1	0	12		
Team						0	3	3									
Totals			35-66	0-4	10-13	15	20	35	18	80	26	14	3	11	200		

FG % 1st Half: 15-34 44.1% 2nd half: 20-32 62.5% Game: 35-66 53.0% Deadball Rebounds 2
 3FG % 1st Half: 0-1 0.0% 2nd half: 0-3 0.0% Game: 0-4 0.0%
 FT % 1st Half: 7-7 100.0% 2nd half: 3-6 50.0% Game: 10-13 76.9%

Officials: Brenda Pantoja, Cheryl Flores, Janetta Graham
 Technical fouls: UC Davis-None. Albany-None.
 Attendance: 425

Score by periods	1st	2nd	3rd	4th	Total
UC Davis	15	20	18	17	70
Albany	20	17	19	24	80

Official Basketball Box Score -- Game Totals -- Final Statistics
Albany vs USC
12/20/15 3 p.m. at Galen Center (Los Angeles, Calif.)

Gm #11

Albany 67 • 8-3

#	Player	Total			3-Ptr			Rebounds			PF	TP	A	TO	Blk	Stl	Min
		FG	FGA	FT	FTA	Off	Def	Off	Def	Total							
25	RICHARDS, Shereesha	f	9-15	1-2	14-17	1	8	9	4	33	1	1	0	3	40-		
33	CARTER, Tiana-Jo	f	0-0	0-0	0-0	0	3	3	5	0	0	0	3	2	14		
01	COUGHLIN, Erin	g	2-3	2-3	0-0	0	1	1	4	6	1	2	0	2	34		
12	TATE, Imani	g	5-18	0-0	4-6	3	3	6	3	14	4	2	0	3	30		
23	SAUNDERS, Zakiya	g	4-7	0-0	4-4	0	4	4	2	12	8	9	0	0	40		
13	AIYALOGBE, Bose	g	0-0	0-0	0-0	0	3	3	0	0	0	1	0	0	16		
21	LAVERGNE, Veronika	g	0-1	0-0	0-0	1	1	2	0	0	0	1	0	0	15		
22	FORSTER, Heather	g	1-3	0-0	0-0	0	1	1	4	2	0	2	0	0	11		
Team						0	4	4									
Totals			21-47	3-5	22-27	5	28	33	24	67	14	19	3	10	200		

FG % 1st Half: 8-21 38.1% 2nd half: 13-26 50.0% Game: 21-47 44.7% Deadball Rebounds 7,2
 3FG % 1st Half: 1-2 50.0% 2nd half: 2-3 66.7% Game: 3-5 60.0%
 FT % 1st Half: 4-6 66.7% 2nd half: 18-21 85.7% Game: 22-27 81.5%

USC 68 • 11-0

#	Player	Total			3-Ptr			Rebounds			PF	TP	A	TO	Blk	Stl	Min
		FG	FGA	FT	FTA	Off	Def	Off	Def	Total							
35	Simon, Kristen	f	5-9	0-0	3-7	6	5	11	5	13	0	2	3	2	33		
41	Fagbenle, Temi	f	1-7	0-0	1-2	2	6	8	4	3	2	1	0	0	30		
01	Adams, Jordan	g	3-6	1-3	0-0	1	1	2	3	7	1	1	3	1	24		
02	Taito, Khaedin	g	0-2	0-1	2-2	1	0	1	2	2	2	1	0	0	22		
23	Barrett, Brianna	g	5-13	0-0	8-8	2	1	3	2	18	7	1	0	3	32		
10	Jaco, Courtney	g	6-14	6-13	0-0	0	0	0	0	18	0	2	0	2	32		
21	Mazyck, Aliyah	g	1-9	1-4	1-2	0	2	2	5	4	2	2	0	0	17		
25	Lloyd, Alexis	g	1-2	0-0	1-1	0	1	1	1	3	1	3	0	1	10		
Team						0	3	3									
Totals			22-62	8-21	16-22	12	19	31	22	68	15	13	6	9	200		

FG % 1st Half: 9-32 28.1% 2nd half: 13-30 43.3% Game: 22-62 35.5% Deadball Rebounds 4
 3FG % 1st Half: 5-11 45.5% 2nd half: 3-10 30.0% Game: 8-21 38.1%
 FT % 1st Half: 4-10 40.0% 2nd half: 12-12 100.0% Game: 16-22 72.7%

Officials: Anita Ortega, Benny Luna, Kenneth Nash
 Technical fouls: Albany-None. USC-None.
 Attendance: 977
 Women of Troy Classic championship game

Score by periods	1st	2nd	3rd	4th	Total
Albany	10	11	24	22	67
USC	7	20	17	24	68

Official Basketball Box Score -- Game Totals -- Final Statistics
Yale vs University at Albany
12/30/15 7:00 p.m. at SEFCU Arena - Albany, N.Y.

Gm #12

Yale 70 • 8-7

#	Player	Total			3		
---	--------	-------	--	--	---	--	--

2015-16 UAlbany Women's Basketball Game Notes - vs. Maine 3/11 - AE Title Game

UAlbany Box Scores

Official Basketball Box Score -- Game Totals -- Final Statistics
ALBANY vs UMBC
 1/6/16 7 p.m. at Baltimore, Md. (RAC Arena)

Gm #13

ALBANY 77 • 10-3, 1-0 AE

#	Player	Total			3-Ptr			Rebounds			PF	TP	A	TO	Blk	Stl	Min
		FG	FGA	FT	FTA	Off	Def	Tot									
25	RICHARDS,Shereesha	f	4-12	1-1	7-9	4	8	12	3	16	2	3	0	1	28		
33	CARTER,Tiana-Jo	f	4-6	0-0	0-0	3	4	7	3	8	0	2	1	0	23		
01	COUGHLIN,Erin	g	4-9	4-9	0-0	1	5	6	1	12	4	0	0	1	34		
13	AIYALOGBE,Bose	g	1-1	0-0	0-0	1	0	1	3	2	1	0	0	0	19		
23	SAUNDERS,Zakiya	g	4-12	1-2	2-2	1	7	8	2	11	8	4	0	1	36		
02	HERNANDEZ,Aubrey	g	1-2	0-1	0-0	0	0	0	0	2	0	0	0	0	2		
12	TATE,Imani	g	7-13	0-0	4-4	3	6	9	0	18	2	1	0	2	29		
21	LAVERGNE,Veronika	g	0-0	0-0	0-0	0	1	1	0	0	0	1	0	0	4		
22	FORSTER,Heather	g	3-5	0-0	0-0	1	5	6	4	6	1	0	1	0	17		
34	EDWARDS,Cassandra	g	1-2	0-0	0-0	0	2	2	2	2	0	2	0	0	8		
Team						0	2	2									
Totals			29-62	6-13	13-15	14	40	54	18	77	18	13	2	5	200		

FG % 1st Half: 14-31 45.2% 2nd half: 15-31 48.4% Game: 29-62 46.8%
 3FG % 1st Half: 5-8 62.5% 2nd half: 1-5 20.0% Game: 6-13 46.2%
 FT % 1st Half: 2-2 100.0 2nd half: 11-13 84.6% Game: 13-15 86.7%

Deadball Rebounds 2,1

UMBC 42 • 10-5, 1-1 AE

#	Player	Total			3-Ptr			Rebounds			PF	TP	A	TO	Blk	Stl	Min
		FG	FGA	FT	FTA	Off	Def	Tot									
13	Wilson, Pandora	f	3-15	0-1	3-4	2	1	3	2	9	0	1	1	0	31		
15	Hagaman, Amanda	f	0-3	0-0	0-0	2	0	2	3	0	2	0	0	0	15		
04	McCarley, Taylor	g	3-16	1-8	2-4	0	0	0	0	9	3	3	1	1	35		
12	Garner, Capree	g	3-11	0-3	0-0	0	4	4	1	6	2	0	0	1	36		
25	Castaldo, Laura	g	2-6	2-6	0-0	1	2	3	2	6	0	1	0	1	36		
01	Roxas, Meghan	g	0-1	0-1	1-2	0	0	0	0	1	1	0	0	0	4		
02	Somerville, Marissa	g	0-0	0-0	0-0	0	0	0	0	1	0	0	0	0	2		
03	McNaughton, Liz	g	1-2	1-2	0-0	0	2	2	1	3	0	0	0	1	7		
10	Chiamaka, Chukwuma	g	1-7	0-0	2-2	2	7	9	4	4	0	0	1	0	21		
21	Harris, Carly	g	0-0	0-0	0-0	0	0	0	0	0	0	0	0	0	4		
23	Russo, Emily	g	0-0	0-0	1-2	0	2	2	0	1	0	2	0	0	4		
30	Doane, Gracie	g	1-1	1-1	0-0	0	0	0	0	3	0	0	0	0	4		
33	Gelbaugh, Michaela	g	0-1	0-0	0-0	0	0	0	0	0	0	0	0	0	1		
Team						2	2	4									
Totals			14-63	5-22	9-14	11	18	29	14	42	8	8	3	4	200		

FG % 1st Half: 6-35 17.1% 2nd half: 8-28 28.6% Game: 14-63 22.2%
 3FG % 1st Half: 4-15 26.7% 2nd half: 1-7 14.3% Game: 5-22 22.7%
 FT % 1st Half: 3-6 50.0% 2nd half: 6-8 75.0% Game: 9-14 64.3%

Deadball Rebounds 3

Officials: Angela Lewis, Jerome Skrine, Carlos Alvarez
 Technical fouls: ALBANY-None. UMBC-TEAM.
 Attendance: 317

Score by periods	1st	2nd	3rd	4th	Total
ALBANY	24	11	24	18	77
UMBC	12	7	16	7	42

Official Basketball Box Score -- Game Totals -- Final Statistics
ALBANY vs New Hampshire
 01/13/16 12:00 PM at Lundholm Gymnasium - Durham, N.H.

Gm #15

ALBANY 78 • 12-3, 3-0 AE

#	Player	Total			3-Ptr			Rebounds			PF	TP	A	TO	Blk	Stl	Min
		FG	FGA	FT	FTA	Off	Def	Tot									
25	RICHARDS,Shereesha	f	11-15	1-1	3-3	2	8	10	1	26	0	1	0	0	1	31	
34	EDWARDS,Cassandra	f	0-1	0-0	0-2	0	1	1	3	0	0	0	0	0	15		
01	COUGHLIN,Erin	g	4-7	4-7	0-0	0	2	2	1	12	3	0	0	2	31		
13	AIYALOGBE,Bose	g	1-1	0-0	0-0	1	1	2	2	2	0	1	0	0	20		
23	SAUNDERS,Zakiya	g	5-9	0-0	2-2	1	1	2	2	12	10	4	0	2	32		
02	HERNANDEZ,Aubrey	g	0-0	0-0	0-0	0	0	0	0	0	0	0	1	0	3		
10	HIXSON,Bailey	g	0-2	0-2	0-0	0	1	1	0	0	0	1	0	0	5		
12	TATE,Imani	g	4-11	0-1	0-0	0	5	5	2	8	4	2	0	3	26		
21	LAVERGNE,Veronika	g	0-1	0-0	0-0	0	0	0	3	0	0	1	0	0	6		
22	FORSTER,Heather	g	0-0	0-0	4-6	0	2	2	5	4	0	1	0	0	7		
24	KEANE,Khara	g	0-0	0-0	0-0	0	1	1	0	0	0	0	0	0	3		
33	CARTER,Tiana-Jo	g	5-8	0-0	4-8	2	6	8	4	14	1	2	1	0	21		
Team						5	3	8									
Totals			30-55	5-11	13-21	11	31	42	23	78	18	13	2	8	200		

FG % 1st Half: 17-29 58.6% 2nd half: 13-26 50.0% Game: 30-55 54.5%
 3FG % 1st Half: 5-7 71.4% 2nd half: 0-4 0.0% Game: 5-11 45.5%
 FT % 1st Half: 8-11 72.7% 2nd half: 5-10 50.0% Game: 13-21 61.9%

Deadball Rebounds 4

New Hampshire 52 • 6-9, 0-2 AE

#	Player	Total			3-Ptr			Rebounds			PF	TP	A	TO	Blk	Stl	Min
		FG	FGA	FT	FTA	Off	Def	Tot									
11	STOREY, Ashley	f	0-4	0-0	2-2	0	5	5	5	2	0	2	0	0	24		
15	COIA, Corinne	f	4-11	0-2	5-5	0	1	1	2	13	0	0	0	1	29		
32	POGUE, Carlie	c	5-14	0-0	2-2	0	2	5	12	0	1	2	1	28			
05	BELANGER, Elizabeth	g	1-8	0-2	0-0	3	2	5	3	2	1	5	0	0	25		
12	BOOTH, Peyton	g	0-2	0-1	0-0	1	0	1	0	0	3	1	1	0	25		
10	SIMPSON, Aliza	g	2-5	2-5	0-0	1	2	3	2	6	4	3	0	0	28		
13	SABINO, Sam	g	1-4	1-3	0-0	0	0	0	0	3	1	1	0	0	7		
21	GRIBBIN, Alli	g	1-2	1-1	0-2	0	1	1	1	3	1	1	1	0	9		
25	PETERS, Emily	g	3-4	3-4	0-0	0	1	1	0	9	2	1	0	0	18		
33	SPOTO, Stephanie	g	1-2	0-0	0-1	1	1	2	2	2	0	0	0	0	7		
Team						2	2	4									
Totals			18-56	7-18	9-12	8	17	25	20	52	12	15	4	2	200		

FG % 1st Half: 7-25 28.0% 2nd half: 11-31 35.5% Game: 18-56 32.1%
 3FG % 1st Half: 4-8 50.0% 2nd half: 3-10 30.0% Game: 7-18 38.9%
 FT % 1st Half: 4-6 66.7% 2nd half: 5-6 83.3% Game: 9-12 75.0%

Deadball Rebounds 2

Officials: Fatou Cissoko-Stephens, Keith Miller, Jeffery Smith
 Technical fouls: ALBANY-None. New Hampshire-None.
 Attendance: 1337

Score by periods	1st	2nd	3rd	4th	Total
ALBANY	32	15	16	15	78
New Hampshire	7	15	13	17	52

Official Basketball Box Score -- Game Totals -- Final Statistics
Vermont vs University at Albany
 1/9/16 2:00 p.m. at SEFCU Arena - Albany, N.Y.

Gm #14

Vermont 43 • 5-11, 0-3 AE

#	Player	Total			3-Ptr			Rebounds			PF	TP	A	TO	Blk	Stl	Min
		FG	FGA	FT	FTA	Off	Def	Tot									
23	Hutson, Gracia	f	2-3	0-0	1-2	1	1	2	3	5	2	1	0	0	11		
03	Smith, Sydney	g	1-2	0-1	2-2	0	0	0	1	4	0	3	0	0	12		
10	Atwood, Kylie	g	1-7	1-4	2-3	1	1	2	1	5	0	1	0	0	30		
12	Lavelle, Katie	g	0-0	0-0	0-0	0	1	1	1	0	0	0	0	0	14		
22	Thomas, Andrea	g	3-11	0-4	4-4	0	2	2	2	10	2	4	0	3	33		
01	Butler, Kylie	g	0-0	0-0	0-0	1	3	4	1	0	0	2	0	0	7		
04	Robertson, Hayley	g	1-8	1-4	2-2	0	4	4	1	5	2	2	0	2	23		
11	Wright, Candice	g	1-7	0-0	0-0	0	2	2	5	2	0	2	5	0	15		
13	White, Kristina	g	1-2	1-2	2-2	0	0	0	1	5	0	0	0	0	11		
14	Handy, Lauren	g	1-5	1-2	0-0	0	1	1	1	3	1	0	1	0	16		
21	Wright, Courtney	g	1-8	0-0	2-2	1	1	2	1	2	4	0	0	0	14		
32	Merrill, Rachel	g	0-3	0-0	0-0	2	1	3	0	0	0	1	1	1	14		
Team						2	2	4									
Totals			12-56	4-17	15-17	8	19	27	19	43	7	16	7	6	200		

FG % 1st Half: 6-24 25.0% 2nd half: 6-32 18.8% Game: 12-56 21.4%
 3FG % 1st Half: 2-8 25.0% 2nd half: 2-9 22.2% Game: 4-17 23.5%
 FT % 1st Half: 5-6 83.3% 2nd half: 10-11 90.9% Game: 15-17 88.2%

Deadball Rebounds 2

University at Albany 72 • 11-3, 2-0 AE

#	Player	Total			3-Ptr			Rebounds			PF	TP	A	TO	Blk	Stl	Min
		FG	FGA	FT	FTA	Off	Def	Tot									
25	RICHARDS,Shereesha	f															

2015-16 UAlbany Women's Basketball Game Notes - vs. Maine 3/11 - AE Title Game

UAlbany Box Scores

Official Basketball Box Score -- Game Totals -- Final Statistics
Albany vs Binghamton
 1-19-16 2 p.m. at Vestal, N.Y.

Gm #17

Albany 59 • 14-3, 5-0 AE

#	Player	Total			3-Ptr			Rebounds			PF	TP	A	TO	Blk	Stl	Min
		FG-FGA	FG-FGA	FT-FTA	FG-FGA	FG-FGA	FT-FTA	Off	Def	Tot							
34	EDWARDS,Cassandra	f	0-2	0-0	0-0	1	3	4	1	0	0	0	0	0	0	12	
01	COUGHLIN,Erin	g	0-3	0-3	0-0	0	1	1	2	0	2	0	0	0	21		
13	AIYALOGBE,Bose	g	0-1	0-0	0-2	0	4	4	2	0	1	1	0	2	26		
23	SAUNDERS,Zakiya	g	6-10	0-0	4-5	2	4	6	1	16	9	7	0	4	40		
25	RICHARDS,Shereesha	g	5-11	1-2	4-6	4	9	13	2	15	1	3	1	0	40		
12	TATE,Imani	g	5-12	0-0	0-0	0	6	6	4	10	2	2	0	2	32		
33	CARTER,Tiana-Jo	g	8-17	0-0	2-3	5	2	7	2	18	0	4	1	1	29		
Team						3	2	5									
Totals			24-56	1-5	10-16	15	31	46	14	59	15	17	2	9	200		

FG % 1st Half: 15-33 45.5% 2nd half: 9-23 39.1% Game: 24-56 42.9%
 3FG % 1st Half: 0-3 0.0% 2nd half: 1-2 50.0% Game: 1-5 20.0%
 FT % 1st Half: 1-4 25.0% 2nd half: 9-12 75.0% Game: 10-16 62.5%

Deadball
Rebounds
2

Binghamton 47 • 7-10, 2-2 AE

#	Player	Total			3-Ptr			Rebounds			PF	TP	A	TO	Blk	Stl	Min
		FG-FGA	FG-FGA	FT-FTA	FG-FGA	FG-FGA	FT-FTA	Off	Def	Tot							
05	JAMES, Alyssa	f	7-13	0-0	0-4	1	9	10	3	14	1	4	4	0	40-		
24	ROSS, Kristin	f	0-2	0-0	0-0	5	0	5	2	0	1	1	0	1	16		
11	WATKINS, Imani	g	2-19	2-7	2-2	0	3	3	3	8	1	5	0	3	40		
23	ALBRECHT, Kim	g	6-10	4-6	4-5	1	4	5	4	20	2	2	1	2	40-		
33	CARMODY, Rebecca	g	2-7	0-0	1-2	2	2	4	0	5	2	1	0	2	36		
03	WICKS, Tess	g	0-0	0-0	0-0	0	0	0	0	0	0	0	0	0	0+		
12	HERNANDEZ, McKayla	g	0-4	0-3	0-0	0	2	2	4	0	2	2	0	0	27		
34	LIBBY, Kylie	g	0-0	0-0	0-0	0	0	0	1	0	0	0	0	0	1		
Team						2	1	3									
Totals			17-55	6-16	7-13	11	21	32	17	47	9	15	5	8	200		

FG % 1st Half: 12-29 41.4% 2nd half: 5-26 19.2% Game: 17-55 30.9%
 3FG % 1st Half: 4-8 50.0% 2nd half: 2-8 25.0% Game: 6-16 37.5%
 FT % 1st Half: 2-4 50.0% 2nd half: 5-9 55.6% Game: 7-13 53.8%

Deadball
Rebounds
3

Officials: Heather Brown, Carlos Alvarez, Robert McDow
 Technical fouls: Albany-None. Binghamton-None.
 Attendance: 1775

Score by periods	1st	2nd	3rd	4th	Total
Albany	12	19	13	15	59
Binghamton	17	13	8	9	47

Official Basketball Box Score -- Game Totals -- Final Statistics
Stony Brook vs University at Albany
 1/21/16 7:00 p.m. at SEFCU Arena - Albany, N.Y.

Gm #18

Stony Brook 54 • 13-6, 5-1 AE

#	Player	Total			3-Ptr			Rebounds			PF	TP	A	TO	Blk	Stl	Min
		FG-FGA	FG-FGA	FT-FTA	FG-FGA	FG-FGA	FT-FTA	Off	Def	Tot							
20	Snow, Brittany	f	7-13	0-0	2-2	1	2	3	3	16	2	2	1	2	36		
22	Anyagalibo, Ogechi	f	7-8	0-0	0-0	1	2	3	4	14	0	1	1	0	23		
01	Wingate, Davion	g	3-14	2-5	2-4	1	1	2	0	10	9	5	1	0	40		
04	Scognamiglio, Christa	g	3-8	2-4	0-0	1	4	5	0	8	2	1	0	3	38		
23	Hanlon, Kim	g	0-3	0-3	0-0	0	3	3	1	0	2	2	0	0	35		
21	Worley, Aaliyah	g	0-0	0-0	0-0	0	0	0	0	0	0	0	0	0	7		
24	Manner, Elizabeth	g	2-5	1-2	0-0	2	1	3	1	5	1	0	0	0	13		
40	Coiro, Alyssa	g	0-0	0-0	1-2	0	0	0	2	1	0	1	0	0	8		
Team						0	3	3									
Totals			22-51	5-14	5-8	6	16	22	11	54	16	13	3	5	200		

FG % 1st Half: 10-28 35.7% 2nd half: 12-23 52.2% Game: 22-51 43.1%
 3FG % 1st Half: 3-7 42.9% 2nd half: 2-7 28.6% Game: 5-14 35.7%
 FT % 1st Half: 0-0 0.0% 2nd half: 5-8 62.5% Game: 5-8 62.5%

Deadball
Rebounds
2

University at Albany 73 • 15-3, 6-0 AE

#	Player	Total			3-Ptr			Rebounds			PF	TP	A	TO	Blk	Stl	Min
		FG-FGA	FG-FGA	FT-FTA	FG-FGA	FG-FGA	FT-FTA	Off	Def	Tot							
25	RICHARDS,Shereesha	f	8-16	0-3	0-0	2	8	10	3	16	1	2	0	1	39		
34	EDWARDS,Cassandra	f	0-1	0-0	0-0	1	2	3	0	0	0	0	0	0	20		
01	COUGHLIN,Erin	g	2-5	2-4	0-0	0	3	3	2	6	2	1	1	2	29		
13	AIYALOGBE,Bose	g	0-1	0-0	0-0	2	1	3	2	0	0	0	0	0	16		
23	SAUNDERS,Zakiya	g	4-10	0-0	2-2	2	2	4	0	10	13	1	0	3	39		
12	TATE,Imani	g	13-22	0-0	3-4	2	2	4	1	29	3	4	0	0	35		
33	CARTER,Tiana-Jo	g	6-8	0-0	0-0	4	5	9	3	12	0	2	2	1	22		
Team						1	1	2									
Totals			33-63	2-7	5-6	14	24	38	14	73	19	10	3	7	200		

FG % 1st Half: 17-34 50.0% 2nd half: 16-29 55.2% Game: 33-63 52.4%
 3FG % 1st Half: 1-3 33.3% 2nd half: 1-4 25.0% Game: 2-7 28.6%
 FT % 1st Half: 3-4 75.0% 2nd half: 2-2 100.0% Game: 5-6 83.3%

Deadball
Rebounds
1

Officials: Pastor Torres, Maggie Tiernan, Karleena Tobin
 Technical fouls: Stony Brook-None. University at Albany-None.
 Attendance: 1392

Score by periods	1st	2nd	3rd	4th	Total
Stony Brook	11	12	15	16	54
University at Albany	12	26	20	15	73

Official Basketball Box Score -- Game Totals -- Final Statistics
UAlbany vs UMass Lowell
 01/27/16 11 a.m. at Lowell, Mass. (Tsongas Center)

Gm #19

UAlbany 85 • 16-3, 7-0 AE

#	Player	Total			3-Ptr			Rebounds			PF	TP	A	TO	Blk	Stl	Min
		FG-FGA	FG-FGA	FT-FTA	FG-FGA	FG-FGA	FT-FTA	Off	Def	Tot							
01	COUGHLIN,Erin	*	2-6	1-5	0-0	0	2	2	2	5	2	0	0	0	29		
13	AIYALOGBE,Bose	*	1-3	0-0	2-2	1	2	3	2	4	1	1	0	1	23		
23	SAUNDERS,Zakiya	*	7-10	0-0	3-4	2	3	5	2	17	6	2	0	4	30		
25	RICHARDS,Shereesha	*	9-19	0-1	5-8	3	4	7	0	23	1	1	0	2	34		
34	EDWARDS,Cassandra	*	1-2	0-0	0-0	0	3	3	1	2	2	0	0	2	16		
02	HERNANDEZ,Aubrey	g	0-0	0-0	0-0	0	0	0	1	0	1	0	0	0	1		
10	HIXSON,Bailey	g	1-1	1-1	0-0	0	0	0	3	1	0	0	0	0	5		
12	TATE,Imani	g	9-17	0-1	2-3	2	2	4	2	20	6	3	0	5	29		
21	LAVERGNE,Veronika	g	1-1	0-0	1-2	0	1	1	1	3	0	0	0	0	5		
22	FORSTER,Heather	g	2-5	0-0	0-2	3	3	6	3	4	0	1	0	1	19		
24	KEANE,Khara	g	0-1	0-0	0-0	0	0	0	0	0	1	0	0	0	3		
33	CARTER,Tiana-Jo	g	2-4	0-0	0-0	2	0	2	2	4	0	0	0	0	6		
Team						2	1	3									
Totals			35-69	2-8	13-21	15	21	36	16	85	20	9	0	15	200		

FG % 1st Half: 18-38 47.4% 2nd half: 17-31 54.8% Game: 35-69 50.7%
 3FG % 1st Half: 1-5 20.0% 2nd half: 1-3 33.3% Game: 2-8 25.0%
 FT % 1st Half: 4-6 66.7% 2nd half: 9-15 60.0% Game: 13-21 61.9%

Deadball
Rebounds
6

UMass Lowell 55 • 3-17, 0-8 AE

#	Player	Total			3-Ptr			Rebounds			PF	TP	A	TO	Blk	Stl	Min
		FG-FGA	FG-FGA	FT-FTA	FG-FGA	FG-FGA	FT-FTA	Off	Def	Tot							
01	GIBBS, Kayla	*	1-2	0-0	0-2	0	3	3	3	2	2	1	0	1	31		
12	MITCHELL-OWENS, Asi	*	3-8	1-4	1-3	0	4	4	1	8	4	0	0	1	39		
24	FRASE, Melissa	*	3-7	2-6	1-2	0	3	3	2	9	8	5	0	1	40		
33	DOUCETTE, Lindsey	*	5-8	1-1	0-0	1	3	4	4	11	0	7	0	0	24		
34	HAYNER, Nicole	*	8-15	3-8	4-4	0	2	2	3	23	2	6	0	0	38		
31	SHACKELFORD, Oda	g	0-0	0-0	0-0	0	0	0	3	0	0	3	0	0	7		
32	PARRA, Lauren	g	0-0	0-0	0-0	0	2	2	2	0	0	2	1	0	7		
50	SMITH, Katherine	g	1-4	0-1	0-0	0	0	0	0	2	0	2	0	0	14		
Team						1	2	3									
Totals			21-44	7-20	6-11	2	19	21	18	55	16	27	1	3	200		

FG % 1st Half: 7-19 36.8% 2nd half: 14-25 56.0% Game: 21-44 47.7%
 3FG % 1st Half: 1-5 20.0% 2nd half: 6-15 40.0% Game: 7-20 35.0%
 FT % 1st Half: 2-4 50.0% 2nd half: 4-7 57.1% Game: 6-11 54.5%

2015-16 UAlbany Women's Basketball Game Notes - vs. Maine 3/11 - AE Title Game

UAlbany Box Scores

Official Basketball Box Score -- Game Totals -- Final Statistics
UMBC vs University at Albany
2/3/16 7:07 p.m. at SEFCU Arena - Albany, N.Y.

Gm #21

UMBC 39 • 13-9, 4-5 AE

#	Player	Total			3-Ptr			Rebounds			PF	TP	A	TO	Blk	Stl	Min
		FG-FGA	FG-FGA	FT-FTA	FG-FGA	FG-FGA	FT-FTA	Off	Def	Tot							
10	Chiamaka, Chukwuma	f	3-9	0-0	0-1	0	4	4	5	6	0	1	2	1	31		
15	Hagaman, Amanda	f	0-1	0-0	2-2	0	1	1	5	2	0	3	0	0	13		
25	Castaldo, Laura	f	1-7	1-4	0-0	0	2	2	2	3	3	1	0	0	37		
04	McCarley, Taylor	g	7-14	1-5	2-5	0	2	2	3	17	5	7	0	3	40		
12	Garner, Capree	g	4-12	2-4	1-2	1	6	7	2	11	0	4	0	0	40		
02	Somerville, Marissa	g	0-0	0-0	0-0	0	0	0	1	0	0	0	0	0	1		
03	McNaughton, Liz	g	0-4	0-4	0-0	0	2	2	2	0	0	2	0	0	23		
23	Russo, Emily	g	0-1	0-0	0-0	1	0	1	0	0	1	1	0	1	15		
Team						4	3	7									
Totals			15-48	4-17	5-10	6	20	26	20	39	9	19	2	5	200		

FG % 1st Half: 7-21 33.3% 2nd half: 8-27 29.6% Game: 15-48 31.3% Deadball Rebounds 3
 3FG % 1st Half: 2-9 22.2% 2nd half: 2-8 25.0% Game: 4-17 23.5%
 FT % 1st Half: 2-3 66.7% 2nd half: 3-7 42.9% Game: 5-10 50.0%

University at Albany 63 • 18-3, 9-0 AE

#	Player	Total			3-Ptr			Rebounds			PF	TP	A	TO	Blk	Stl	Min
		FG-FGA	FG-FGA	FT-FTA	FG-FGA	FG-FGA	FT-FTA	Off	Def	Tot							
25	RICHARDS,Shereesha	f	9-14	0-0	7-10	3	10	13	3	25	1	2	0	1	37		
34	EDWARDS,Cassandra	f	0-2	0-0	0-0	3	6	9	3	0	0	1	0	1	22		
01	COUGHLIN,Erin	g	1-5	1-5	0-0	0	0	0	3	3	1	0	0	1	25		
13	AIYALOGBE,Bose	g	0-1	0-0	0-0	0	0	0	0	0	0	1	0	1	23		
23	SAUNDERS,Zakiya	g	5-9	0-0	2-2	0	2	2	1	12	14	7	1	1	40		
12	TATE,Imani	g	8-23	0-0	2-4	5	5	10	3	18	1	3	0	0	30		
22	FORSTER,Heather	g	0-0	0-0	0-0	0	1	1	0	0	0	0	0	0	3		
33	CARTER,Tiana-Jo	g	2-5	0-0	1-1	3	5	8	4	5	0	0	3	0	20		
Team						1	0	1									
Totals			25-59	1-5	12-17	15	29	44	17	63	17	14	4	5	200		

FG % 1st Half: 12-25 48.0% 2nd half: 13-34 38.2% Game: 25-59 42.4% Deadball Rebounds 4
 3FG % 1st Half: 0-2 0.0% 2nd half: 1-3 33.3% Game: 1-5 20.0%
 FT % 1st Half: 5-6 83.3% 2nd half: 7-11 63.6% Game: 12-17 70.6%

Officials: Michael Schmidt, James Hawkins, Stephanie Barksdale
 Technical fouls: UMBC-TEAM. University at Albany-None.
 Attendance: 1704

Score by periods	1st	2nd	3rd	4th	Total
UMBC	13	5	12	9	39
University at Albany	16	13	16	18	63

Official Basketball Box Score -- Game Totals -- Final Statistics
Albany vs Vermont
02/06/16 2:00 p.m. at Patrick Gym - Burlington, Vt.

Gm #22

Albany 75 • 19-3, 10-0 AE

#	Player	Total			3-Ptr			Rebounds			PF	TP	A	TO	Blk	Stl	Min
		FG-FGA	FG-FGA	FT-FTA	FG-FGA	FG-FGA	FT-FTA	Off	Def	Tot							
01	COUGHLIN,Erin	*	2-6	2-4	0-0	1	2	3	2	6	2	0	0	2	32		
13	AIYALOGBE,Bose	*	3-3	0-0	0-0	1	0	1	3	6	0	1	0	2	17		
23	SAUNDERS,Zakiya	*	5-8	0-0	0-0	0	2	2	0	10	3	2	0	1	32		
25	RICHARDS,Shereesha	*	2-9	0-1	5-10	1	3	4	2	9	1	0	0	1	23		
34	EDWARDS,Cassandra	*	0-0	0-0	0-0	0	0	0	0	0	0	0	0	0	3		
02	HERNANDEZ,Aubrey		0-1	0-1	0-0	1	1	2	0	0	0	1	0	0	3		
10	HIXSON,Bailey		2-6	1-4	0-0	1	1	2	0	5	0	1	0	0	7		
12	TATE,Imani		7-17	0-0	5-6	6	3	9	3	19	5	2	0	4	30		
22	FORSTER,Heather		0-5	0-0	2-4	2	2	4	2	2	0	1	0	0	19		
33	CARTER,Tiana-Jo		8-14	0-0	2-4	8	10	18	5	18	1	2	2	0	34		
Team						3	1	4									
Totals			29-69	3-10	14-24	23	25	48	17	75	12	10	2	10	200		

FG % 1st Half: 15-32 46.9% 2nd half: 14-37 37.8% Game: 29-69 42.0% Deadball Rebounds 2
 3FG % 1st Half: 2-3 66.7% 2nd half: 1-7 14.3% Game: 3-10 30.0%
 FT % 1st Half: 9-15 60.0% 2nd half: 5-9 55.6% Game: 14-24 58.3%

Vermont 40 • 7-16, 2-8 AE

#	Player	Total			3-Ptr			Rebounds			PF	TP	A	TO	Blk	Stl	Min
		FG-FGA	FG-FGA	FT-FTA	FG-FGA	FG-FGA	FT-FTA	Off	Def	Tot							
03	Smith, Sydney	*	1-5	0-3	2-2	3	2	5	0	4	0	1	0	0	19		
10	Atwood, Kylie	*	1-5	0-2	0-0	0	1	1	1	2	0	1	0	1	15		
12	Lavelle, Katie	*	3-5	0-0	0-0	4	2	6	1	6	1	2	0	2	29		
22	Thomas, Andrea	*	5-9	2-3	0-0	2	5	7	3	12	3	4	0	1	31		
23	Hutson, Gracia	*	1-3	0-0	0-0	2	1	3	2	2	0	2	0	0	13		
01	Butler, Kylie		0-3	0-2	2-4	0	1	1	4	2	1	4	0	0	10		
04	Robertson, Hayley		0-7	0-4	1-2	1	4	5	1	1	4	3	0	2	23		
11	Wright, Candice		0-2	0-0	0-0	0	1	1	3	0	1	5	0	0	15		
13	White, Kristina		0-3	0-2	0-0	1	0	1	1	0	1	1	0	0	10		
14	Handy, Lauren		4-9	1-6	2-2	1	2	3	3	11	0	1	1	1	23		
32	Merrill, Rachel		0-1	0-0	0-0	1	0	1	2	0	0	0	0	0	12		
Team						0	6	6									
Totals			15-52	3-22	7-10	15	25	40	21	40	11	24	1	7	200		

FG % 1st Half: 10-29 34.5% 2nd half: 5-23 21.7% Game: 15-52 28.8% Deadball Rebounds 0
 3FG % 1st Half: 1-7 14.3% 2nd half: 2-15 13.3% Game: 3-22 13.6%
 FT % 1st Half: 4-4 100.0% 2nd half: 3-6 50.0% Game: 7-10 70.0%

Officials: Kevin Farlow, Lori Deutsch, Christopher Poles
 Technical fouls: Albany-None. Vermont-None.
 Attendance: 474

Score by periods	1st	2nd	3rd	4th	Total
Albany	22	19	18	16	75
Vermont	14	11	8	7	40

Official Basketball Box Score -- Game Totals -- Final Statistics
Binghamton vs University at Albany
2/8/16 7:05 p.m. at SEFCU Arena - Albany, N.Y.

Gm #23

Binghamton 58 • 10-14, 5-6 AE

#	Player	Total			3-Ptr			Rebounds			PF	TP	A	TO	Blk	Stl	Min
		FG-FGA	FG-FGA	FT-FTA	FG-FGA	FG-FGA	FT-FTA	Off	Def	Tot							
05	JAMES, Alyssa	f	2-9	0-0	3-4	0	3	3	5	7	0	3	2	1	21		
24	ROSS, Kristin	f	1-3	0-0	0-0	1	1	2	2	2	0	1	0	0	34		
11	WATKINS, Imani	g	6-16	3-8	7-7	4	1	5	2	22	1	4	1	2	39		
23	ALBRECHT, Kim	g	7-11	4-6	3-3	0	3	3	4	21	1	2	0	0	39		
33	CARMODY, Rebecca	g	1-4	0-0	2-2	2	2	4	1	4	2	4	0	1	29		
12	HERNANDEZ, McKayla	g	0-1	0-1	0-0	0	1	1	4	0	4	7	0	2	30		
31	GODSHALL, Corrinne	g	0-0	0-0	0-0	0	0	0	0	0	0	0	0	0	1		
34	LIBBY, Kylie	g	1-1	0-0	0-0	0	0	0	1	2	0	0	0	0	7		
Team						3	3	6									
Totals			18-45	7-15	15-16	10	14	24	19	58	8	23	3	6	200		

FG % 1st Half: 9-22 40.9% 2nd half: 9-23 39.1% Game: 18-45 40.0% Deadball Rebounds 0
 3FG % 1st Half: 4-10 40.0% 2nd half: 3-5 60.0% Game: 7-15 46.7%
 FT % 1st Half: 7-8 87.5% 2nd half: 8-8 100.0% Game: 15-16 93.8%

University at Albany 64 • 20-3, 11-0 AE

#	Player	Total			3-Ptr			Rebounds			PF	TP	A	TO	Blk	Stl	Min
		FG-FGA	FG-FGA	FT-FTA	FG-FGA	FG-FGA	FT-FTA	Off	Def	Tot							
25	RICHARDS,Shereesha	f	7-16	0-0	6-8	3	6	9	4	20	1	2	0	2	36		
03	CARTER,Tiana-Jo	f	7-9	0-0	0-0	0	3	3	4	14	0	3	0	1	21		
01	COUGHLIN,Erin	g	1-3	1-3	0-0	0	1	1	1	3	1	1	0	1	20		
13	AIYALOGBE,Bose	g	0-1	0-0	0-0	4	2	6	0	0	3	2	0	1	33		
23	SAUNDERS,Zakiya	g	6-13	0-0	7-8	0	2	2	2	19	5	3	0	6	40		
12	TATE,Imani	g	2-12	0-0	0-2	3	3	6	2	4	5	2	0	0	32		
22	FORSTER,Heather	g	2-5	0-0	0-0	7	0	7	3	4	0	1	0	0	18		
Team						6	0	6									
Totals			25-59	1-3	13-18	23	17	40	16	64	15	15	0	11	200		

FG % 1st Half: 10-33 30.3% 2nd half: 15-26 57.7% Game: 25-59 42.4% Deadball Rebounds 2
 3FG % 1st Half: 0-1 0.0% 2nd half: 1-2 50.0% Game: 1-3 33.3%
 FT % 1st Half: 4-6 66.7% 2nd half: 9-12 75.0% Game: 13-18 72

2015-16 UAlbany Women's Basketball Game Notes - vs. Maine 3/11 - AE Title Game

UAlbany Box Scores

Official Basketball Box Score -- Game Totals -- Final Statistics
UAlbany vs Maine
02/14/16 1:02 PM at Cross Insurance Center - Bangor, ME

Gm #25

UAlbany 53 • 21-4, 12-1

#	Player	Total			3-Ptr			Rebounds			PF	TP	A	TO	Blk	Stl	Min
		FG-FGA	FG-FGA	FT-FTA	FG-FGA	FG-FGA	FT-FTA	Off	Def	Tot							
25	RICHARDS,Shereesha f	2-8	0-0	4-4	2	9	11	2	8	0	2	1	3	0	40		
33	CARTER,Tiana-Jo f	4-5	0-0	0-2	4	1	5	1	8	1	4	1	2	0	35		
01	COUGHLIN,Erin g	1-6	0-5	0-0	1	1	2	1	2	2	0	1	0	0	36		
13	AIYALOGBE,Bose g	0-0	0-0	0-0	0	0	0	0	0	0	0	0	0	0	12		
23	SAUNDERS,Zakiya g	6-14	1-2	0-0	0	2	2	2	13	4	4	0	1	0	39		
12	TATE,Imani g	10-21	0-0	2-2	1	3	4	2	22	2	1	0	3	3	33		
22	FORSTER,Heather f	0-0	0-0	0-0	1	1	2	0	0	0	1	0	0	0	5		
Team						0		5		5							
Totals		23-54		1-7		6-8		9		22		31		8		53	

FG % 1st Half: 14-28 50.0% 2nd half: 9-26 34.6% Game: 23-54 42.6%
 3FG % 1st Half: 0-2 0.0% 2nd half: 1-5 20.0% Game: 1-7 14.3%
 FT % 1st Half: 2-2 100.0% 2nd half: 4-6 66.7% Game: 6-8 75.0%

Maine 65 • 21-7, 12-1

#	Player	Total			3-Ptr			Rebounds			PF	TP	A	TO	Blk	Stl	Min
		FG-FGA	FG-FGA	FT-FTA	FG-FGA	FG-FGA	FT-FTA	Off	Def	Tot							
05	Swan, Bella f	4-8	0-0	0-0	1	4	5	2	8	5	4	0	1	0	38		
13	Gustafsson, Mikaela f	3-10	0-0	0-0	2	2	4	5	6	3	1	0	0	0	28		
31	Wood, Liz f	5-8	4-6	0-0	0	6	6	3	14	3	1	0	3	0	36		
20	Weckstrom, Sophie g	2-5	2-5	0-0	0	2	2	1	6	7	3	0	1	1	25		
42	Koizar, Sigi g	6-14	3-6	0-0	0	4	4	1	15	4	1	1	1	0	40		
03	Charles, Chantel f	0-0	0-0	0-0	0	1	1	0	0	0	0	0	0	0	6		
15	Bodine, Lauren f	5-7	4-6	0-0	0	2	2	0	14	0	2	0	0	0	15		
51	Heise, Anna f	1-1	0-0	0-0	0	1	1	2	2	0	0	0	0	0	12		
Team						2		3									
Totals		26-53		13-23		0-0		5		23		28		14		65	

FG % 1st Half: 14-30 46.7% 2nd half: 12-23 52.2% Game: 26-53 49.1%
 3FG % 1st Half: 6-12 50.0% 2nd half: 7-11 63.6% Game: 13-23 56.5%
 FT % 1st Half: 0-0 0.0% 2nd half: 0-0 0.0% Game: 0-0 0.0%

Officials: Michael DeCouto, Corey Pothier, Luis Torres
 Technical fouls: UAlbany-None. Maine-None.
 Attendance: 3231

Score by periods	1st	2nd	3rd	4th	Total
UAlbany	10	20	13	10	53
Maine	14	20	17	14	65

Official Basketball Box Score -- Game Totals -- Final Statistics
ALBANY vs Stony Brook
2/17/16 7 p.m. at Stony Brook, N.Y. (Island FCU Arena)

Gm #26

ALBANY 62 • 22-4, 13-1 AE

#	Player	Total			3-Ptr			Rebounds			PF	TP	A	TO	Blk	Stl	Min
		FG-FGA	FG-FGA	FT-FTA	FG-FGA	FG-FGA	FT-FTA	Off	Def	Tot							
22	FORSTER,Heather f	0-1	0-0	0-0	2	2	4	3	0	0	1	0	0	0	17		
25	RICHARDS,Shereesha f	6-11	0-1	8-8	1	8	9	4	20	0	2	0	0	0	27		
01	COUGHLIN,Erin g	2-7	2-6	0-0	0	2	2	1	6	0	0	0	1	0	36		
12	TATE,Imani g	5-11	0-0	6-7	1	2	3	2	16	8	6	0	3	0	40		
23	SAUNDERS,Zakiya g	6-9	0-0	3-4	3	4	7	2	15	3	4	0	0	0	38		
13	AIYALOGBE,Bose g	0-1	0-0	0-0	1	2	3	2	0	2	1	0	0	0	15		
33	CARTER,Tiana-Jo f	1-4	0-0	3-4	1	3	4	3	5	0	1	2	2	2	27		
Team						0		2									
Totals		20-44		2-7		20-23		9		25		34		17		62	

FG % 1st Half: 10-22 45.5% 2nd half: 10-22 45.5% Game: 20-44 45.5%
 3FG % 1st Half: 2-5 40.0% 2nd half: 0-2 0.0% Game: 2-7 28.6%
 FT % 1st Half: 9-10 90.0% 2nd half: 11-13 84.6% Game: 20-23 87.0%

Stony Brook 49 • 16-11, 8-6 AE

#	Player	Total			3-Ptr			Rebounds			PF	TP	A	TO	Blk	Stl	Min
		FG-FGA	FG-FGA	FT-FTA	FG-FGA	FG-FGA	FT-FTA	Off	Def	Tot							
20	Snow, Brittany f	4-7	0-0	0-0	1	4	5	4	8	4	1	0	1	0	30		
22	Anyagaligbo, Ogechi f	4-7	0-0	3-3	2	5	7	2	11	0	2	2	1	0	29		
04	Scognamiglio Christa g	2-7	1-2	0-0	1	1	2	4	5	4	3	0	2	2	32		
05	Bayne-Walker, Kori g	2-5	1-3	2-2	0	2	2	4	7	4	5	0	1	0	33		
21	Worley, Aaliyah g	6-10	2-4	0-0	1	0	1	2	14	0	0	0	0	0	32		
01	Wingate, Davion f	0-3	0-2	0-0	0	0	0	0	0	0	2	0	0	0	7		
23	Hanlon, Kim f	0-1	0-1	2-2	0	1	1	0	2	1	2	0	0	0	16		
24	Manner, Elizabeth f	1-6	0-2	0-3	0	3	3	0	2	1	1	0	0	0	15		
40	Coiro, Alyssa f	0-1	0-0	0-0	0	0	0	1	0	0	0	1	0	0	6		
Team						0		1									
Totals		19-47		4-14		7-10		5		17		22		17		49	

FG % 1st Half: 8-21 38.1% 2nd half: 11-26 42.3% Game: 19-47 40.4%
 3FG % 1st Half: 4-10 40.0% 2nd half: 0-4 0.0% Game: 4-14 28.6%
 FT % 1st Half: 3-4 75.0% 2nd half: 4-6 66.7% Game: 7-10 70.0%

Officials: Robert McDow, Heather C. Browne, Am-Jamillah Gregory
 Technical fouls: ALBANY-None. Stony Brook-None.
 Attendance: 1004
 Flagrant 1 Foul ALBANY #12 Tate (3-02:11)

Score by periods	1st	2nd	3rd	4th	Total
ALBANY	15	16	12	19	62
Stony Brook	7	16	12	14	49

Official Basketball Box Score -- Game Totals -- Final Statistics
UMass Lowell vs University at Albany
2/25/16 7:05 p.m. at SEFCU Arena - Albany, N.Y.

Gm #27

UMass Lowell 57 • 4-24, 1-15 AE

#	Player	Total			3-Ptr			Rebounds			PF	TP	A	TO	Blk	Stl	Min
		FG-FGA	FG-FGA	FT-FTA	FG-FGA	FG-FGA	FT-FTA	Off	Def	Tot							
31	SHACKELFORD, Oda f	2-3	0-0	0-0	1	3	4	1	4	1	3	0	0	0	19		
33	DOUCETTE, Lindsey f	9-18	0-2	2-2	2	4	6	4	20	4	3	0	1	0	35		
50	SMITH, Katherine f	1-4	0-2	2-2	0	0	0	1	4	0	1	1	0	0	12		
24	FRASE, Melissa g	3-6	2-5	0-0	1	1	2	2	8	6	4	0	2	0	31		
34	HAYNER, Nicole g	4-14	3-10	2-2	1	3	4	3	13	4	2	0	1	0	36		
01	GIBBS, Kayla f	2-6	0-0	1-2	2	2	4	3	5	1	0	0	0	0	14		
12	MITCHELL-OWENS, Asi f	1-6	1-4	0-0	1	2	3	2	3	2	5	0	3	0	34		
21	RIDDICK, Nicole f	0-3	0-0	0-0	2	3	5	0	0	2	0	0	0	0	16		
32	PARRA, Lauren f	0-0	0-0	0-0	0	0	0	0	0	0	0	0	0	0	3		
Team						3		1									
Totals		22-60		6-23		7-8		13		19		32		16		57	

FG % 1st Half: 9-28 32.1% 2nd half: 13-32 40.6% Game: 22-60 36.7%
 3FG % 1st Half: 2-9 22.2% 2nd half: 4-14 28.6% Game: 6-23 26.1%
 FT % 1st Half: 3-3 100.0% 2nd half: 4-5 80.0% Game: 7-8 87.5%

University at Albany 88 • 23-4, 14-1 AE

#	Player	Total			3-Ptr			Rebounds			PF	TP	A	TO	Blk	Stl	Min
		FG-FGA	FG-FGA	FT-FTA	FG-FGA	FG-FGA	FT-FTA	Off	Def	Tot							
22	FORSTER,Heather f	3-3	0-0	0-0	3	8	11	3	6	2	0	2	2	2	27		
25	RICHARDS,Shereesha f	17-28	0-1	7-10	4	4	8	3	41	1	2	0	0	0	34		
01	COUGHLIN,Erin g	3-9	2-8	0-0	2	3	5	0	8	4	1	0	2	0	27		
12	TATE,Imani g	9-14	0-0	5-6	4	2	6	1	23	7	2	0	3	0	32		
23	SAUNDERS,Zakiya g	2-7	0-0	0-0	0	2	2	1	4	7	3	1	0	0	30		
10	HIXSON,Bailey f	0-2	0-2	0-0	0	3	3	0	0	0	0	1	0	0	15		
13	AIYALOGBE,Bose g	2-3	0-0	0-0	1	2	3	3	4	4	2	1	2	2	22		
33	CARTER,Tiana-Jo f	1-4	0-0	0-0	2	1	3	3	2	0	0	0	1	1	13		
Team						1		1									
Totals		37-70		2-11		12-18		17		26		43		14		88	

FG % 1st Half: 21-40 52.5% 2nd half: 16-30 53.3% Game: 37-70 52.9%
 3FG % 1st Half: 2-8 25.0% 2nd half: 0-3 0.0% Game: 2-11 18.2%
 FT % 1st Half: 6-8 75.0% 2nd half: 6-10 60.0% Game: 12-18 66.7%

Officials: Rachelle Jones, Carlos Alvarez, Karleena Tobin
 Technical fouls: UMass Lowell-None. University at Albany-None.
 Attendance: 1197

Score by periods	1st	2nd	3rd	4th	Total
UMass Lowell	13	10	19	15	57
University at Albany	29	21	19	19	88

Official Basketball Box Score -- Game Totals -- Final Statistics
Hartford vs University at Albany
2/28/16 2:02 p.m. at SEFCU Arena - Albany, N.Y.

Gm #28

Hartford 39 • 11-18, 7-9 AE

#	Player	Total			3-Ptr			Rebounds			PF	TP
---	--------	-------	--	--	-------	--	--	----------	--	--	----	----

2015-16 UAlbany Women's Basketball Game Notes - vs. Maine 3/11 - AE Title Game

UAlbany Box Scores

Official Basketball Box Score -- Game Totals -- Final Statistics
VERMONT vs ALBANY
03/05/16 6 p.m. at Bai Lee Court, Events Center, Vestal, NY

Gm #29

VERMONT 43 • 9-21

#	Player	Total			3-Ptr		Rebounds			PF	TP	A	TO	Blk	Stl	Min
		FG-FGA	FG-FGA	FT-FTA	Off	Def	Tot									
14	Handy, Lauren	f	2-7	1-6	0-0	0	1	1	4	5	0	4	0	0	26	
23	Hutson, Gracia	f	0-0	0-0	0-0	0	1	1	0	0	1	0	0	0	9	
04	Robertson, Hayley	g	1-5	0-1	1-2	1	3	4	4	3	4	8	0	1	35	
10	Atwood, Kylie	g	2-9	1-7	0-0	0	3	3	1	5	1	2	0	0	19	
12	Lavelle, Katie	g	2-4	0-0	1-2	1	0	1	2	5	0	3	0	1	19	
01	Butler, Kylie	g	1-5	1-4	6-6	2	2	4	1	9	1	3	0	0	19	
03	Smith, Sydney	g	2-9	0-6	0-0	2	3	5	3	4	1	3	1	0	21	
11	Wright, Candice	g	2-3	0-0	0-0	1	1	2	3	4	1	1	2	0	21	
13	White, Kristina	g	2-5	2-4	0-0	2	2	4	3	6	0	3	0	0	14	
32	Merrill, Rachel	g	0-2	0-0	2-4	1	2	3	2	2	0	1	1	0	17	
	Team					1	4	5			1					
Totals			14-49	5-28	10-14	11	22	33	23	43	9	29	4	2	200	

FG % 1st Half: 8-24 33.3% 2nd half: 6-25 24.0% Game: 14-49 28.6% Deadball Rebounds 2
 3FG % 1st Half: 2-11 18.2% 2nd half: 3-17 17.6% Game: 5-28 17.9%
 FT % 1st Half: 0-0 0.0% 2nd half: 10-14 71.4% Game: 10-14 71.4%

ALBANY 95 • 25-4

#	Player	Total			3-Ptr		Rebounds			PF	TP	A	TO	Blk	Stl	Min
		FG-FGA	FG-FGA	FT-FTA	Off	Def	Tot									
22	FORSTER, Heather	f	0-0	0-0	3-6	1	4	5	5	3	0	1	0	1	21	
25	RICHARDS, Shereesha	f	12-17	1-2	7-9	4	2	6	0	32	0	1	0	2	24	
01	COUGHLIN, Erin	g	1-5	0-4	1-2	1	1	2	0	3	5	0	0	2	29	
12	TATE, Imani	g	8-14	0-0	5-6	1	4	5	1	21	7	1	1	5	24	
23	SAUNDERS, Zakiya	g	8-12	0-0	4-4	0	1	1	0	20	5	1	0	5	28	
02	HERNANDEZ, Aubrey	g	0-0	0-0	0-2	0	1	1	1	0	0	0	0	0	5	
10	HIXSON, Bailey	g	3-3	3-3	0-0	0	1	1	0	9	0	1	0	0	9	
13	AIYALOGBE, Bose	g	0-2	0-0	0-2	1	2	3	2	0	2	0	0	1	22	
33	CARTER, Tiana-Jo	g	2-8	0-0	1-2	3	1	4	4	5	1	3	0	1	25	
34	EDWARDS, Cassandra	g	1-2	0-0	1-2	1	1	2	2	2	0	0	0	1	13	
	Team					2	8	10								
Totals			35-63	4-9	21-33	14	26	40	15	95	20	8	1	18	200	

FG % 1st Half: 22-38 57.9% 2nd half: 13-25 52.0% Game: 35-63 55.6% Deadball Rebounds 4
 3FG % 1st Half: 1-3 33.3% 2nd half: 3-6 50.0% Game: 4-9 44.4%
 FT % 1st Half: 9-11 81.8% 2nd half: 12-22 54.5% Game: 21-33 63.6%

Officials: Technical fouls: VERMONT-None. ALBANY-None.
 Attendance: America East quarterfinals. Albany advances to Sunday 4:15 p.m. semifinal

Score by periods	1st	2nd	3rd	4th	Total
VERMONT	6	12	11	14	43
ALBANY	24	30	24	17	95

Official Basketball Box Score -- Game Totals -- Final Statistics
ALBANY vs BINGHAMTON
03/06/16 4:15 p.m. at Bai Lee Court, Events Center, Vestal, NY

Gm #30

ALBANY 79 • 26-4

#	Player	Total			3-Ptr		Rebounds			PF	TP	A	TO	Blk	Stl	Min
		FG-FGA	FG-FGA	FT-FTA	Off	Def	Tot									
25	RICHARDS, Shereesha	f	14-23	0-0	5-7	1	8	9	2	33	1	2	0	3	35	
34	EDWARDS, Cassandra	f	0-0	0-0	2-2	2	1	3	3	2	0	0	0	1	16	
01	COUGHLIN, Erin	g	3-9	3-8	0-0	0	4	4	1	9	6	0	1	0	34	
12	TATE, Imani	g	4-9	0-0	1-2	2	3	5	4	9	11	3	0	3	32	
23	SAUNDERS, Zakiya	g	4-12	0-1	2-2	0	6	6	3	10	4	2	0	3	36	
02	HERNANDEZ, Aubrey	g	0-2	0-1	0-0	0	1	1	0	0	0	0	0	0	2	
10	HIXSON, Bailey	g	1-1	1-1	0-0	0	2	2	1	3	0	0	0	0	4	
13	AIYALOGBE, Bose	g	0-0	0-0	0-0	3	0	3	2	0	2	1	0	0	11	
22	FORSTER, Heather	g	1-2	0-0	0-0	1	2	3	1	2	0	0	1	0	12	
33	CARTER, Tiana-Jo	g	5-9	0-0	1-2	2	6	8	3	11	0	1	4	1	18	
	Team					1	5	6								
Totals			32-67	4-11	11-15	12	38	50	20	79	24	9	6	11	200	

FG % 1st Half: 15-33 45.5% 2nd half: 17-34 50.0% Game: 32-67 47.8% Deadball Rebounds 2
 3FG % 1st Half: 0-2 0.0% 2nd half: 4-9 44.4% Game: 4-11 36.4%
 FT % 1st Half: 8-12 66.7% 2nd half: 3-3 100.0% Game: 11-15 73.3%

BINGHAMTON 43 • 14-17

#	Player	Total			3-Ptr		Rebounds			PF	TP	A	TO	Blk	Stl	Min
		FG-FGA	FG-FGA	FT-FTA	Off	Def	Tot									
05	JAMES, Alyssa	f	4-21	0-0	0-2	1	8	9	2	8	0	2	3	1	39	
24	ROSS, Kristin	f	1-2	0-0	1-2	2	0	2	1	3	0	0	0	1	21	
33	CARMODY, Rebecca	f	2-8	0-0	0-2	1	7	8	2	4	1	2	0	0	25	
11	WATKINS, Imani	g	4-14	3-7	3-5	2	4	6	2	14	3	5	0	3	40	
23	ALBRECHT, Kim	g	3-10	0-2	5-5	2	3	5	2	11	0	2	0	0	35	
03	WICKS, Tess	g	0-0	0-0	0-2	1	1	2	2	0	0	0	0	0	2	
12	HERNANDEZ, McKayla	g	1-5	1-3	0-0	1	1	2	4	3	2	2	0	2	31	
13	THOMPSON, Kennedy	g	0-0	0-0	0-0	0	0	0	0	0	0	1	0	0	1	
34	LIBBY, Kylie	g	0-0	0-0	0-0	0	0	0	0	0	0	0	0	0	6	
	Team					1	1	2								
Totals			15-60	4-12	9-18	11	25	36	15	43	6	14	3	7	200	

FG % 1st Half: 8-30 26.7% 2nd half: 7-30 23.3% Game: 15-60 25.0% Deadball Rebounds 5
 3FG % 1st Half: 3-7 42.9% 2nd half: 1-5 20.0% Game: 4-12 33.3%
 FT % 1st Half: 1-4 25.0% 2nd half: 8-14 57.1% Game: 9-18 50.0%

Officials: Pastor Torres, Geraldine Smith, Maggie Tieman
 Technical fouls: ALBANY-None. BINGHAMTON-None.
 Attendance: 2904
 America East semifinals. Albany advances to championship game.

Score by periods	1st	2nd	3rd	4th	Total
ALBANY	19	19	22	19	79
BINGHAMTON	7	13	13	10	43



2016 AMERICA EAST WOMEN'S BASKETBALL CHAMPIONSHIP

Quarterfinals

Saturday, March 5
at Events Center
(Binghamton, N.Y.)

#1 Albany
(26-4, 15-1) **95**

6:00 PM



#8 Vermont
(9-21, 4-12) **43**

#4 UMBC
(17-13, 8-8 AE) **41**

8:15 PM



#5 Binghamton
(14-17, 8-8 AE) **49**

Semifinals

Sunday, March 6
at Events Center
(Binghamton, N.Y.)

#1 Albany
(26-4, 15-1) **79**

4:15 p.m.



#5 Binghamton
(14-17, 8-8 AE) **43**

Title Game

Friday, March 11
at SEFCU Arena
(Albany, N.Y.)

4:30 p.m.



#1 Albany
(26-4, 15-1)

Semifinals

Sunday, March 6
at Events Center
(Binghamton, N.Y.)

#2 Maine
(26-7, 15-1) **51**

2:00 p.m.



#3 Stony Brook
(17-14, 8-8 AE) **48**

Quarterfinals

Saturday, March 5
at Events Center
(Binghamton, N.Y.)

#2 Maine
(26-7, 15-1) **58**

Noon



#7 New Hampshire
(12-18, 6-10 AE) **47**

#3 Stony Brook
(17-14, 8-8 AE) **60**

2:15 PM



#6 Hartford
(11-19, 7-9 AE) **42**

2016 Champion:

* Game times are approximate. Second game of each session will begin 30 minutes after the conclusion of the first game.

UALBANY BOX SCORES - FOUR-STRAIGHT AMERICA EAST TITLES (2012, 2013, 2014, 2015 - SEFCU ARENA - ALBANY, N.Y.)

Official Basketball Box Score -- Game Totals -- Final Statistics
UMBC vs Albany
3/10/12 8:00 p.m. at Albany, N.Y. (SEFCU Arena)

UMBC 61 • 17-15

#	Player	f	Total			Rebounds			PF	TP	A	TO	Blk	Stl	Min
			FG-FGA	3-Ptr	FT-FTA	Off	Def	Tot							
30	Brown, Erin	f	4-10	2-6	0-0	2	4	6	2	10	1	1	0	0	40
04	Obajolu, Tope	c	7-13	0-0	2-4	4	2	6	3	16	0	4	2	1	36
34	Chase, Lauren	g	3-13	0-1	0-0	1	0	1	2	6	6	4	0	0	40
20	Kurovski, Michelle	g	5-11	0-3	0-0	0	4	4	3	10	5	5	0	2	40
21	Coles, Kristin	g	5-8	0-0	2-6	3	5	8	5	12	0	1	0	0	24
15	Harris, Raven	g	2-4	1-2	0-0	1	3	4	1	5	1	1	0	2	16
32	Lewis, Dana	g	1-1	0-0	0-0	1	2	3	0	2	0	0	0	0	4
Team						3	2	5							
Totals			27-60	3-12	4-10	15	22	37	16	61	13	16	2	5	200

FG % 1st Half: 13-29 44.8% 2nd half: 14-31 45.2% Game: 27-60 45.0%
 3FG % 1st Half: 0-3 0.0% 2nd half: 3-9 33.3% Game: 3-12 25.0%
 FT % 1st Half: 1-3 33.3% 2nd half: 3-7 42.9% Game: 4-10 40.0%

Albany 69 • 23-9

#	Player	f	Total			Rebounds			PF	TP	A	TO	Blk	Stl	Min
			FG-FGA	3-Ptr	FT-FTA	Off	Def	Tot							
11	Forster, Julie	f	2-6	0-0	0-0	4	9	13	4	4	2	1	2	3	39
01	Callaway, Cassandra	g	8-13	3-3	4-4	0	4	4	2	23	6	2	0	0	33
05	Henry, Ebone	g	7-14	2-5	7-8	1	2	3	2	23	2	2	0	3	39
10	Lowrie, Lindsey	g	1-2	0-1	0-0	0	1	1	2	2	1	0	1	0	22
24	Jones, Adrienne	g	4-12	0-0	1-3	1	0	1	1	9	2	3	0	2	36
04	Royals, Sarah	g	0-1	0-0	0-0	0	1	1	1	0	0	2	0	1	16
21	Williams, Keyana	g	0-0	0-0	0-0	0	1	1	0	0	0	0	0	0	2
32	Craig, Megan	g	3-7	0-0	2-4	2	3	5	2	8	1	0	1	0	13
Team						2	2	4							
Totals			25-55	5-9	14-19	10	23	33	14	69	14	10	4	9	200

FG % 1st Half: 13-25 52.0% 2nd half: 12-30 40.0% Game: 25-55 45.5%
 3FG % 1st Half: 4-5 80.0% 2nd half: 1-4 25.0% Game: 5-9 55.6%
 FT % 1st Half: 4-7 57.1% 2nd half: 10-12 83.3% Game: 14-19 73.7%

Officials: Kathy Lynch, Bonita Spence, Mike Schmidt
 Technical fouls: UMBC-None. Albany-None.
 Attendance: 2408

Score by periods	1st	2nd	Total
UMBC	27	34	61
Albany	34	35	69

Official Basketball Box Score -- Game Totals -- Final Statistics
HARTFORD vs Albany
3/16/13 7:02 p.m. at Albany, N.Y. (SEFCU Arena)

HARTFORD 52 • 23-11

#	Player	f	Total			Rebounds			PF	TP	A	TO	Blk	Stl	Min
			FG-FGA	3-Ptr	FT-FTA	Off	Def	Tot							
22	Katie Roth	f	1-4	0-0	1-2	1	4	5	3	3	2	0	0	0	24
44	Nikkia Smith	f	8-20	0-0	2-2	2	2	4	2	18	2	1	0	0	29
02	Daphne Elliott	g	2-4	2-3	0-0	0	1	1	2	6	1	4	0	1	26
10	Alex Hall	g	0-3	0-1	2-2	0	4	4	0	2	1	3	0	4	23
25	Amber Bepko	g	1-3	1-2	3-3	1	1	2	4	6	2	5	0	1	20
13	Taylor Clark	g	0-2	0-0	0-0	0	0	0	1	0	0	0	0	0	5
21	Shanise Bultron	g	3-6	1-4	0-0	1	1	2	0	7	2	0	0	0	22
23	Alyssa Englert	g	1-5	1-2	0-2	1	2	3	1	3	1	1	0	1	25
24	Ruthanne Doherty	g	2-5	0-0	1-2	2	4	6	2	5	2	1	0	1	22
31	Cherelle Moore	g	1-2	0-0	0-0	0	1	1	1	2	0	0	0	1	4
Team						2	1	3							
Totals			19-54	5-12	9-13	10	21	31	16	52	13	16	0	9	200

FG % 1st Half: 10-28 35.7% 2nd half: 9-26 34.6% Game: 19-54 35.2%
 3FG % 1st Half: 2-5 40.0% 2nd half: 3-7 42.9% Game: 5-12 41.7%
 FT % 1st Half: 4-5 80.0% 2nd half: 5-8 62.5% Game: 9-13 69.2%

Albany 61 • 27-3

#	Player	f	Total			Rebounds			PF	TP	A	TO	Blk	Stl	Min
			FG-FGA	3-Ptr	FT-FTA	Off	Def	Tot							
11	Forster, Julie	f	4-8	0-0	2-2	4	2	6	5	10	3	1	0	4	29
21	Williams, Keyana	f	0-1	0-0	1-2	0	0	0	2	1	0	0	0	0	8
04	Royals, Sarah	g	1-4	0-0	3-4	0	2	2	0	5	1	4	1	0	25
05	Henry, Ebone	g	2-9	0-3	1-2	0	3	3	3	5	6	5	0	1	33
10	Lowrie, Lindsey	g	3-6	2-4	4-4	0	4	4	1	12	1	1	0	1	40
03	Rosario, Margarita	g	0-0	0-0	0-0	0	1	1	0	0	0	2	0	0	7
25	Richards, Shereesha	g	5-7	0-0	2-4	1	6	7	1	12	2	4	0	1	28
32	Craig, Megan	g	8-17	0-0	0-1	5	2	7	2	16	1	0	0	3	30
Team						1	7	8							
Totals			23-52	2-7	13-19	11	27	38	14	61	14	17	1	10	200

FG % 1st Half: 11-29 37.9% 2nd half: 12-23 52.2% Game: 23-52 44.2%
 3FG % 1st Half: 2-6 33.3% 2nd half: 0-1 0.0% Game: 2-7 28.6%
 FT % 1st Half: 1-2 50.0% 2nd half: 12-17 70.6% Game: 13-19 68.4%

Officials: Kathy Lynch, Ken Kelly, Rachelle Jones
 Technical fouls: HARTFORD-None. Albany-None.
 Attendance: 2568
 Albany wins America East tournament

Score by periods	1st	2nd	Total
HARTFORD	26	26	52
Albany	25	36	61

Official Basketball Box Score -- Game Totals -- Final Statistics
Stony Brook vs University at Albany
3/10/14 4:02 p.m. at SEFCU Arena - Albany, N.Y.

Stony Brook 46 • 24-8

#	Player	f	Total			Rebounds			PF	TP	A	TO	Blk	Stl	Min
			FG-FGA	3-Ptr	FT-FTA	Off	Def	Tot							
13	PROCTOR, Sabre	f	5-14	1-4	1-2	4	1	5	3	12	1	2	1	1	30
20	SNOW, Brittany	f	2-5	0-0	8-10	6	2	8	5	12	2	3	2	1	33
03	OGUNNORIN, Jessica	g	3-10	0-2	4-5	2	5	7	2	10	0	5	0	0	37
12	HARRIS, Teasha	g	0-5	0-2	0-0	1	2	3	5	0	0	0	0	0	18
32	GOODMAN, Chikilra	g	3-12	0-2	0-2	4	4	8	2	6	2	5	1	2	30
11	BAYNE-WALKER, Kori	g	0-2	0-0	2-3	0	0	0	3	2	1	3	0	0	21
23	HANLON, Kim	g	0-1	0-1	0-0	0	0	0	1	0	0	1	0	0	8
34	COSTANTINO, Kristie	g	0-4	0-4	4-4	0	0	0	3	4	2	3	0	2	19
40	COIRO, Alyssa	g	0-0	0-0	0-0	0	1	1	2	0	0	0	0	0	4
Team						1	4	5							
Totals			13-53	1-15	19-26	18	19	37	26	46	8	22	4	6	200

FG % 1st Half: 5-24 20.8% 2nd half: 8-29 27.6% Game: 13-53 24.5%
 3FG % 1st Half: 0-6 0.0% 2nd half: 1-9 11.1% Game: 1-15 6.7%
 FT % 1st Half: 10-15 66.7% 2nd half: 9-11 81.8% Game: 19-26 73.1%

University at Albany 70 • 28-4

#	Player	f	Total			Rebounds			PF	TP	A	TO	Blk	Stl	Min
			FG-FGA	3-Ptr	FT-FTA	Off	Def	Tot							
14	PHILLIP, Tammy	f	5-11	0-0	3-5	2	6	8	4	13	1	2	0	5	32
25	RICHARDS, Shereesha	f	11-15	0-0	4-6	2	5	7	3	26	0	3	1	4	34
32	CRAIG, Megan	c	3-7	0-0	1-2	1	5	6	5	7	1	3	2	1	30
03	ROSARIO, Margarita	g	0-1	0-0	1-2	0	0	0	3	1	1	1	0	1	14
04	ROYALS, Sarah	g	5-5	0-0	9-16	0	3	3	3	19	8	6	0	2	39
01	COUGHLIN, Erin	g	0-0	0-0	0-0	0	0	0	2	0	0	0	0	0	3
12	TATE, Imani	g	1-4	0-0	0-0	1	4	5	4	2	3	1	0	2	17
15	FEQUIERE, Jessica	g	0-1	0-0	0-0	0	0	0	0	0	0	0	0	0	1
23	SAUNDERS, Zakiya	g	1-3	0-0	0-0	0	1	1	0	2	2	3	0	3	24
34	EDWARDS, Cassandra	g	0-1	0-0	0-0	3	1	4	1	0	0	0	0	0	6
Team						2	2	4							
Totals			26-48	0-0	18-31	11	27	38	25	70	16	19	3	18	200

FG % 1st Half: 16-26 61.5% 2nd half: 10-22 45.5% Game: 26-48 54.2%
 3FG % 1st Half: 0-0 0.0% 2nd half: 0-0 0.0% Game: 0-0 0.0%
 FT % 1st Half: 4-8 50.0% 2nd half: 14-23 60.9% Game: 18-31 58.1%

Officials: Rachelle Jones, Michael Schmidt, John Palermo
 Technical fouls: Stony Brook-None. University at Albany-None.
 Attendance:

Score by periods	1st	2nd	Total
Stony Brook	20	26	46
University at Albany	36	34	70

Last FG - SBU 2nd-01:42, ALBANY 2nd-03:54.
 Largest lead - SBU None, ALBANY by 24 2nd-02:28.

Official Basketball Box Score -- Game Totals -- Final Statistics
HARTFORD vs UAlbany
03/13/15 4:30 p.m. at SEFCU Arena - Albany, N.Y.

HARTFORD 75 • 16-17

#	Player	f	Total			Rebounds			PF	TP	A
---	--------	---	-------	--	--	----------	--	--	----	----	---

UALBANY BOX SCORES - 2015 AMERICA EAST TOURNAMENT (BU EVENTS CENTER - VESTAL, N.Y.)

Official Basketball Box Score -- Game Totals -- Final Statistics
Vermont vs Albany
3-7-15 6:00 p.m. at Vestal, N.Y.

Vermont 33 • 5-24

#	Player	Total			3-Ptr			Rebounds			PF	TP	A	TO	Blk	Stl	Min
		FG-FGA	FG-FGA	FT-FTA	FG-FGA	FG-FGA	FT-FTA	Off	Def	Tot							
11	Cloutier, Emilie	r	0-2	0-0	0-4	1	3	4	3	0	0	6	0	0	0	19	
14	Taylor, Niki	r	1-2	0-1	2-2	0	3	3	4	4	1	1	0	0	0	17	
03	Smith, Sydney	g	3-10	1-5	0-1	0	4	4	2	7	1	1	2	1	2	26	
10	Atwood, Kylie	g	1-5	0-1	0-0	2	1	3	2	2	1	6	0	1	2	29	
12	Lavelle, Katie	g	2-3	0-0	1-2	0	1	1	2	5	0	4	0	0	0	17	
01	Butler, Kylie	g	3-6	2-4	1-2	0	3	3	2	9	0	3	1	0	0	23	
21	Burchill, Kayla	g	1-6	1-5	0-0	1	0	1	2	3	0	2	0	0	0	18	
23	Hutson, Gracia	g	0-1	0-0	0-0	0	2	2	2	0	0	1	0	0	0	16	
25	Britton, Kaylea	g	0-2	0-1	1-2	0	5	5	3	1	2	0	2	0	0	16	
32	Merrill, Rachel	g	1-1	0-0	0-0	1	0	1	0	2	0	2	0	0	0	8	
40	Eisler, Jordan	g	0-1	0-0	0-0	0	0	0	1	0	1	0	0	0	0	11	
	Team					2	3	5									
	Totals		12-39	4-17	5-13	7	25	32	23	33	6	26	5	2	200		

FG % 1st Half: 4-17 23.5% 2nd half: 8-22 36.4% Game: 12-39 30.8%
3FG % 1st Half: 2-7 28.6% 2nd half: 2-10 20.0% Game: 4-17 23.5%
FT % 1st Half: 3-9 33.3% 2nd half: 2-4 50.0% Game: 5-13 38.5%

Albany 63 • 22-8

#	Player	Total			3-Ptr			Rebounds			PF	TP	A	TO	Blk	Stl	Min
		FG-FGA	FG-FGA	FT-FTA	FG-FGA	FG-FGA	FT-FTA	Off	Def	Tot							
25	RICHARDS,Shereesha	r	7-13	0-0	6-7	4	10	14	1	20	1	1	0	5	24		
33	CARTER,Tiana-Jo	c	0-2	0-0	0-0	1	2	3	4	0	0	0	2	0	12		
03	ROSARIO,Margarita	g	2-4	0-2	0-0	1	2	3	1	4	1	3	0	1	33		
04	ROYALS,Sarah	g	2-7	0-0	1-3	0	1	1	0	5	3	2	0	2	22		
12	TATE,Imani	g	6-11	0-0	9-12	3	5	8	2	21	0	5	0	4	29		
01	COUGHLIN,Erin	g	0-4	0-4	0-0	0	1	1	0	0	1	0	0	0	15		
13	AIYALOGBE,Bose	g	0-3	0-0	0-0	0	0	0	0	0	0	1	0	0	6		
15	FEQUIERE,Jessica	g	1-1	0-0	0-0	3	1	4	2	2	0	0	0	2	14		
23	SAUNDERS,Zakiya	g	3-8	0-0	0-1	0	2	2	3	6	1	1	0	4	21		
34	EDWARDS,Cassandra	g	1-3	0-0	3-4	3	0	3	4	5	1	0	0	2	24		
	Team					1	1	2									
	Totals		22-56	0-6	19-27	16	25	41	17	63	8	13	2	20	200		

FG % 1st Half: 11-24 45.8% 2nd half: 11-32 34.4% Game: 22-56 39.3%
3FG % 1st Half: 0-1 0.0% 2nd half: 0-5 0.0% Game: 0-6 0.0%
FT % 1st Half: 11-17 64.7% 2nd half: 8-10 80.0% Game: 19-27 70.4%

Officials: Kathleen Lynch, Pastor Torres, Carlos Alvarez
Technical fouls: Vermont-None. Albany-None.
Attendance: #2 Albany vs. #7 Vermont in America East Tournament Quarterfinals

Score by periods	1st	2nd	Total
Vermont	13	20	33
Albany	33	30	63

	Points	In	Off	2nd	Fast	Bench
	VERMONT	Paint	T/O	Chance	Break	
VERMONT	12	6	6	0	15	
ALBANY	38	29	10	10	13	

Last FG - VERMONT 2nd-00:27, ALBANY 2nd-01:54.
Largest lead - VERMONT by 2 1st-18:01, ALBANY by 38 2nd-07:27.
VERMONT led for 01:51. ALBANY led for 35:27. Game was tied for 02:42.

Official Basketball Box Score -- Game Totals -- Final Statistics
UMBC vs Albany
3-8-15 4:30 p.m. at Vestal, N.Y.

UMBC 37 • 12-19

#	Player	Total			3-Ptr			Rebounds			PF	TP	A	TO	Blk	Stl	Min
		FG-FGA	FG-FGA	FT-FTA	FG-FGA	FG-FGA	FT-FTA	Off	Def	Tot							
03	McNaughton, Liz	r	3-8	3-8	2-2	1	2	3	1	11	1	1	1	1	32		
32	Lewis, Dana	c	0-0	0-0	2-2	0	6	6	4	2	0	0	0	0	18		
04	McCarley, Taylor	g	2-9	0-2	4-6	0	2	2	3	8	3	7	0	2	34		
12	Garner, Capree	g	2-14	1-5	0-0	0	4	4	4	5	1	6	0	3	37		
23	Russo, Emily	g	0-3	0-2	1-2	0	0	0	1	1	2	3	0	1	21		
02	Somerville, Marissa	g	0-0	0-0	0-0	0	1	1	0	0	0	0	0	0	2		
13	Wilson, Pandora	g	3-6	0-0	2-2	0	0	0	4	8	0	0	0	0	22		
15	Hagaman, Amanda	g	1-6	0-0	0-0	1	3	4	5	2	0	3	1	2	14		
21	Harris, Carly	g	0-0	0-0	0-0	0	0	0	0	0	0	1	0	0	1		
20	Torresin, Maddie	g	0-0	0-0	0-0	0	0	0	0	0	0	0	0	0	3		
25	Castaldo, Laura	g	0-1	0-1	0-0	0	3	3	3	0	0	1	0	0	16		
	Team					3	4	7									
	Totals		11-47	4-18	11-14	5	25	30	25	37	7	22	2	9	200		

FG % 1st Half: 4-25 16.0% 2nd half: 7-22 31.8% Game: 11-47 23.4%
3FG % 1st Half: 0-9 0.0% 2nd half: 4-9 44.4% Game: 4-18 22.2%
FT % 1st Half: 1-2 50.0% 2nd half: 10-12 83.3% Game: 11-14 78.6%

Albany 66 • 23-8

#	Player	Total			3-Ptr			Rebounds			PF	TP	A	TO	Blk	Stl	Min
		FG-FGA	FG-FGA	FT-FTA	FG-FGA	FG-FGA	FT-FTA	Off	Def	Tot							
04	ROYALS,Sarah	r	5-7	0-1	5-9	1	3	4	2	15	5	4	0	1	32		
25	RICHARDS,Shereesha	r	7-11	0-0	6-12	6	9	15	1	20	1	2	0	2	37		
03	ROSARIO,Margarita	g	2-5	2-4	0-0	1	3	4	2	6	2	2	0	0	25		
12	TATE,Imani	g	3-12	0-0	4-4	1	6	7	2	10	1	4	0	2	30		
33	CARTER,Tiana-Jo	g	1-2	0-0	1-2	2	3	5	4	3	0	1	3	2	19		
01	COUGHLIN,Erin	g	0-1	0-1	0-0	0	0	0	0	0	0	0	0	0	3		
13	AIYALOGBE,Bose	g	0-1	0-0	0-0	0	0	0	0	0	0	0	0	1	2		
15	FEQUIERE,Jessica	g	0-0	0-0	0-0	0	0	0	0	0	0	0	0	0	2		
23	SAUNDERS,Zakiya	g	3-14	0-0	2-4	2	6	8	3	8	5	4	0	3	29		
34	EDWARDS,Cassandra	g	2-2	0-0	0-2	1	0	1	3	4	0	0	1	1	21		
	Team					2	4	6									
	Totals		23-55	2-6	18-33	16	34	50	17	66	14	19	4	12	200		

FG % 1st Half: 12-31 38.7% 2nd half: 11-24 45.8% Game: 23-55 41.8%
3FG % 1st Half: 2-3 66.7% 2nd half: 0-3 0.0% Game: 2-6 33.3%
FT % 1st Half: 11-16 68.8% 2nd half: 7-17 41.2% Game: 18-33 54.5%

Officials: Kathleen Lynch, Mark Resch, Michael DuCout
Technical fouls: UMB-C-Hagaman, Amanda; TEAM. Albany-None.
Attendance: 472
#2 Albany vs. #3 UMB-C in America East Tournament Semifinals

Score by periods	1st	2nd	Total
UMBC	9	28	37
Albany	37	29	66

	Points	In	Off	2nd	Fast	Bench
	UMBC	Paint	T/O	Chance	Break	
UMBC	8	7	2	0	10	
ALBANY	22	22	9	6	12	

Last FG - UMB-C 2nd-02:31, ALBANY 2nd-01:33.
Largest lead - UMB-C None, ALBANY by 35 2nd-06:13.
UMB-C led for 00:00. ALBANY led for 38:48. Game was tied for 00:18.

UALBANY BOX SCORE - 2015 AMERICA EAST TITLE GAME (SEFCU ARENA - ALBANY, N.Y.)



#AETOURNEY



Official Basketball Box Score -- Game Totals -- Final Statistics
HARTFORD vs UAlbany
03/13/15 4:30 p.m. at SEFCU Arena - Albany, N.Y.

HARTFORD 75 • 16-17

#	Player	Total			3-Ptr			Rebounds			PF	TP	A	TO	Blk	Stl	Min
		FG-FGA	FG-FGA	FT-FTA	FG-FGA	FG-FGA	FT-FTA	Off	Def	Tot							
04	Christie Michals	r	2-7	1-3	0-0	1	2	3	1	5	1	3	1	0	20		
31	Cherelle Moore	r	11-19	0-0	0-1	2	5	7	3	22	1	1	1	1	29		
03	Deanna Mayza	g	8-12	4-8	2-2	0	0	0	3	22	5	4	0	0	34		
23	Morgan Lumb	g	1-2	1-1	0-0	0	1	1	1	3	0	0	0	0	8		
25	Amber Bepko	g	1-3	1-2	0-0	0	1	1	0	3	0	1	0	1	10		
11	Katelyn Skinner	g	0-0	0-0	0-0	0	0	0	0	0	0	0	0	0	3		
12	La'Trice Hall	g	1-3	0-0	0-0	0	1	1	2	2	4	1	0	0	22		
15	Darby Lee	g	1-5	0-0	7-8	2	0	2	2	9	1	1	2	1	25		
21	Shanise Bultron	g	1-4	1-4	0-0	0	2	2	3	3	7	2	0	1	36		
24	Alyssa Reaves	g	3-4	0-0	0-0	0	4	4	1	6	0	0	1	0	13		
	Team					2	2	4									
	Totals		29-59	8-18	9-11	7	18	25	17	75	19	13	5	4	200		

FG % 1st Half: 12-30 40.0% 2nd half: 17-29 58.6% Game: 29-59 49.2%
3FG % 1st Half: 3-10 30.0% 2nd half: 5-8 62.5% Game: 8-18 44.4%
FT % 1st Half: 2-2 100.0% 2nd half: 7-9 77.8% Game: 9-11 81.8%

UAlbany 84 • 24-8

#	Player	Total			3-Ptr			Rebounds			PF	TP	A	TO	Blk	Stl	Min
		FG-FGA	FG-FGA	FT-FTA	FG-FGA	FG-FGA	FT-FTA	Off	Def	Tot							
25	RICHARDS,Shereesha	r	12-20	0-0	4-8	0	6	6	1	28	2	3	0	3	40		
34	EDWARDS,Cassandra	r	1-1	0-0	2-2	0	0	0	3	4	0	1	0	1	15		
03	ROSARIO,Margarita	g	1-1	1-1	0-0	0	2	2	1	3	3	0	0	1	28		
04	ROYALS,Sarah	g	3-6	1-2	1-2	1	3	4	2	8	2	2	0	2	35		
12	TATE,Imani	g	9-13	0-0	0-0	3	6	9	4	18	7	4	0	2	27		
23	SAUNDERS,Zakiya	g	1-6	0-0	5-6	1	2	3	2	7	8	3	0	2	33		
33	CARTER,Tiana-Jo	g	8-9	0-0	0-0	0	2	2	4	16	0	1	1	0	22		
	Team					1	3	4									
	Totals		35-56	2-3	12-18	8	24	32	17	84	28	14	1	11	200		

FG % 1st Half: 17-29 58.6% 2nd half: 18-27 66.7% Game: 35-56 62.5%
3FG % 1st Half: 2-3 66.7% 2nd half: 0-0 0.0% Game: 2-3 66.7%
FT % 1st Half: 3-4 75.0% 2nd half: 9-14 64.3% Game: 12-18 66.7%

UAlbany Awards

POSTSEASON HONORS

MAJOR AWARDS

Player of the Year

Shereesha Richards, 2013-14, 2014-15, 2015-16

Ebone Henry, 2012-13

Defensive Player of the Year

Shereesha Richards, 2014-15 (Co)

Ebone Henry, 2012-13

Ebone Henry, 2011-12

Ebone Henry, 2010-11

Sixth Player of the Year

Tiana-Jo Carter, 2015-16

Imani Tate, 2014-15

Rookie of the Year

Shereesha Richards, 2012-13

Scholar-Athlete of the Year

Julie Forster, 2012-13

Cara Caffell, 2001-02

Coach of the Year

Katie Abrahamson-Henderson, 2013-14, 2012-13, 2011-12

Trina Patterson, 2007-08

ALL-CONFERENCE SELECTIONS

First Team

Shereesha Richards, 2013-14, 2014-15, 2015-16

Imani Tate, 2015-16

Megan Craig, 2013-14

Julie Forster, 2012-13

Ebone Henry, 2012-13, 2011-12, 2010-11, 2009-10

Danielle Hutcheson, 2004-05, 2003-04

Second Team

Zakiya Saunders, 2015-16

Imani Tate, 2014-15

Julie Forster, 2011-12

Gia Sanders, 2007-08

Danielle Hutcheson, 2002-03

Jess McGinlay, 2002-03

Third Team

Sarah Royals, 2014-15

Tammy Phillip, 2013-14

Megan Craig, 2012-13

Lindsey Lowrie, 2012-13

Julie Forster, 2010-11

Charity Iromuanya, 2009-10

Kristin Higy, 2007-08

ALL-DEFENSIVE TEAM SELECTIONS

Shereesha Richards, 2013-14, 2014-15, 2015-16

Imani Tate, 2015-16

Megan Craig, 2013-14

Tammy Phillip, 2013-14

Julie Forster, 2012-13, 2011-12, 2010-11

Ebone Henry, 2012-13, 2011-12, 2010-11, 2009-10

Charity Iromuanya, 2009-10

Gia Sanders, 2007-08, 2006-07

ALL-ACADEMIC TEAM SELECTIONS

Cassandra Edwards, 2015-16

Sarah Royals, 2013-14

Julie Forster, 2012-13, 2011-12, 2010-11

Gia Sanders, 2007-08

ALL-ROOKIE TEAM SELECTIONS

Tiana-Jo Carter, 2014-15

Shereesha Richards, 2012-13

Julie Forster, 2009-10

Ebone Henry, 2009-10

Janea Aiken, 2007-08

ALL-TOURNAMENT TEAM SELECTIONS

2014-15: Shereesha Richards, Sarah Royals, Imani Tate

--Most Outstanding Performer: Shereesha Richards

2013-14: Megan Craig, Shereesha Richards

--Most Outstanding Performer: Shereesha Richards

2012-13: Megan Craig, Julie Forster, Ebone Henry, Lindsey Lowrie

--Most Outstanding Performer: Megan Craig

2011-12: Erin Brown, Cassandra Callaway, Julie Forster, Ebone Henry

--Most Outstanding Performer: Ebone Henry

2003-04: Alicia Learn

2015-16 UAlbany Women's Basketball Game Notes - vs. Maine 3/11 - AE Title Game

2015-16 UAlbany Women's Basketball University at Albany Points-Rebounds-Assists (as of Mar 06, 2016) All games

Opponent	Date	Score	01		02		10		12		13		21		22	
			COUGHLIN,E	HERNANDEZ,	HIXSON,BAI	TATE,IMANI	AIYALOGBE,	LAVERGNE,V	FORSTER,HE							
PEPPERDINE	11/15/15	64-49	w	3-1-3	DNP	0-0-0	24-9-4	0-0-0	8-6-0	0-1-0						
at Boston University	11/18/15	83-43	w	3-2-3	0-0-0	6-4-0	20-6-3	8-1-2	2-1-0	2-3-0						
vs Toledo	11/21/15	63-55	w	6-2-1	DNP	DNP	33-6-2	DNP	0-0-0	0-1-0						
at Rhode Island	11/22/15	67-58	w	0-0-2	DNP	DNP	14-0-5	0-0-0	DNP	DNP						
at Tennessee	11/27/15	55-63	L	12-1-0	DNP	DNP	15-5-4	0-0-0	DNP	6-4-1						
PROVIDENCE	12/1/15	71-58	w	5-0-2	DNP	DNP	21-6-5	0-2-1	3-0-0	2-11-0						
at Army West Point	12/5/15	62-65	L	9-1-3	DNP	DNP	12-3-2	0-4-1	6-2-0	0-4-0						
at Fairfield Stags	12/09/15	62-50	w	6-3-3	DNP	DNP	16-6-3	0-1-0	2-3-0	11-4-0						
at Siena College	12/12/15	61-42	w	3-3-2	DNP	DNP	27-9-3	0-1-0	DNP	4-2-0						
vs UC Davis	12/18/15	80-70	w	2-0-5	DNP	DNP	16-5-8	DNP	0-1-0	0-4-0						
at USC	12/20/15	67-68	L	6-1-1	DNP	DNP	14-6-4	0-3-0	0-2-0	2-1-0						
YALE	12/30/15	74-70	w	0-1-0	DNP	DNP	16-3-4	0-1-0	DNP	0-1-0						
at UMBC	1/6/16	77-42	w	12-6-4	2-0-0	DNP	18-9-2	2-1-1	0-1-0	6-6-1						
VERMONT	1/9/16	72-43	w	1-8-0	0-0-0	DNP	16-7-2	8-5-0	0-1-0	4-8-1						
at New Hampshire	01/13/16	78-52	w	12-2-3	0-0-0	0-1-0	8-5-4	2-2-0	0-0-0	4-2-0						
MAINE	1/16/16	64-59	w	3-2-0	DNP	DNP	17-2-2	1-2-3	DNP	0-1-0						
at Binghamton	1-19-16	59-47	w	0-1-2	DNP	DNP	10-6-2	0-4-1	DNP	DNP						
STONY BROOK	1/21/16	73-54	w	6-3-2	DNP	DNP	29-4-3	0-3-0	DNP	DNP						
at UMass Lowell	01/27/16	85-55	w	5-2-2	0-0-1	3-0-1	20-4-6	4-3-1	3-1-0	4-6-0						
at Hartford	1/31/16	78-41	w	14-2-4	0-0-0	3-0-0	18-5-3	2-1-2	DNP	0-2-0						
UMBC	2/3/16	63-39	w	3-0-1	DNP	DNP	18-10-1	0-0-0	DNP	0-1-0						
at Vermont	02/06/16	75-40	w	6-3-2	0-2-0	5-1-0	19-9-5	6-1-0	DNP	2-4-0						
BINGHAMTON	2/8/16	64-58	w	3-1-1	DNP	DNP	4-6-5	0-6-3	DNP	4-7-0						
NEW HAMPSHIRE	02/11/16	85-48	w	6-1-1	DNP	5-3-1	26-4-1	0-5-1	DNP	4-7-0						
at Maine	02/14/16	53-65	L	2-2-2	DNP	DNP	22-4-2	0-0-0	DNP	0-2-0						
at Stony Brook	2/17/16	62-49	w	6-2-0	DNP	DNP	16-3-8	0-3-2	DNP	0-4-0						
UMASS LOWELL	2/25/16	88-57	w	8-5-4	DNP	0-3-0	23-6-7	4-3-4	DNP	6-11-2						
HARTFORD	2/28/16	84-39	w	3-3-5	0-1-1	0-0-0	28-6-4	2-0-0	DNP	0-2-0						
vs VERMONT	03/05/16	95-43	w	3-2-5	0-1-0	9-1-0	21-5-7	0-3-2	DNP	3-5-0						
at BINGHAMTON	03/06/16	79-43	w	9-4-6	0-1-0	3-2-0	9-5-11	0-3-2	DNP	2-3-0						

Opponent	Date	Score	23		24		25		33		34	
			SAUNDERS,Z	KEANE,KHAR	RICHARDS,S	CARTER,TIA	EDWARDS,CA					
PEPPERDINE	11/15/15	64-49	w	6-9-8	DNP	21-7-1	DNP	2-4-0				
at Boston University	11/18/15	83-43	w	9-2-6	0-2-3	22-9-0	11-3-1	0-3-0				
vs Toledo	11/21/15	63-55	w	8-5-2	DNP	8-4-2	8-8-0	0-1-1				
at Rhode Island	11/22/15	67-58	w	6-5-6	DNP	31-8-0	16-13-0	0-3-1				
at Tennessee	11/27/15	55-63	L	3-4-4	DNP	19-10-3	DNP	0-1-1				
PROVIDENCE	12/1/15	71-58	w	12-3-8	DNP	28-5-0	DNP	0-2-0				
at Army West Point	12/5/15	62-65	L	7-4-10	DNP	28-6-0	DNP	DNP				
at Fairfield Stags	12/09/15	62-50	w	2-4-8	DNP	25-9-5	DNP	DNP				
at Siena College	12/12/15	61-42	w	12-2-4	DNP	6-4-5	9-9-1	DNP				
vs UC Davis	12/18/15	80-70	w	17-6-11	DNP	41-14-2	4-2-0	DNP				
at USC	12/20/15	67-68	L	12-4-8	DNP	33-9-1	0-3-0	DNP				
YALE	12/30/15	74-70	w	21-8-7	DNP	31-12-0	4-5-0	2-2-0				
at UMBC	1/6/16	77-42	w	11-8-8	DNP	16-12-2	8-7-0	2-2-0				
VERMONT	1/9/16	72-43	w	14-4-10	DNP	25-15-0	4-5-0	0-4-0				
at New Hampshire	01/13/16	78-52	w	12-2-10	0-1-0	26-10-0	14-8-1	0-1-0				
MAINE	1/16/16	64-59	w	8-1-9	DNP	34-9-0	0-3-0	1-3-0				
at Binghamton	1-19-16	59-47	w	16-6-9	DNP	15-13-1	18-7-0	0-4-0				
STONY BROOK	1/21/16	73-54	w	10-4-13	DNP	16-10-1	12-9-0	0-3-0				
at UMass Lowell	01/27/16	85-55	w	17-5-6	0-0-0	23-7-1	4-2-0	2-3-2				
at Hartford	1/31/16	78-41	w	14-10-5	0-0-0	21-6-1	2-2-0	4-3-0				
UMBC	2/3/16	63-39	w	12-2-14	DNP	25-13-1	5-8-0	0-9-0				
at Vermont	02/06/16	75-40	w	10-2-3	DNP	9-4-1	18-18-1	0-0-0				
BINGHAMTON	2/8/16	64-58	w	19-2-5	DNP	20-9-1	14-3-0	DNP				
NEW HAMPSHIRE	02/11/16	85-48	w	10-4-11	DNP	26-4-1	8-5-1	DNP				
at Maine	02/14/16	53-65	L	13-2-4	DNP	8-11-0	8-5-1	DNP				
at Stony Brook	2/17/16	62-49	w	15-7-3	DNP	20-9-0	5-4-0	DNP				
UMASS LOWELL	2/25/16	88-57	w	4-2-7	DNP	41-8-1	2-3-0	DNP				
HARTFORD	2/28/16	84-39	w	13-3-7	DNP	21-4-0	17-9-2	0-0-0				
vs VERMONT	03/05/16	95-43	w	20-1-5	DNP	32-6-0	5-4-1	2-2-0				
at BINGHAMTON	03/06/16	79-43	w	10-6-4	DNP	33-9-1	11-8-0	2-3-0				

2015-16 UAlbany Women's Basketball Game Notes - vs. Maine 3/11 - AE Title Game

2015-16 UAlbany Women's Basketball
 University at Albany Team Game-by-Game Comparison (as of Mar 06, 2016)
 All games

Opponent	1st	2nd	Score	Mar	Total FG	FG Pct	3-Pointers	3FG Pct	Free Throws	FT Pct	Rebounds	Assist	T/Over	Block	Steal	Fouls
PEPPERDINE	28/27	36/22	64-49	+15	26-64/18-46	.406/.391	2-16/6-19	.125/.316	10-21/7-8	.476/.875	47/28 +19	16/13	15/25	0/4	8/1	11/20
Boston University	51/18	32/25	83-43	+40	33-60/14-46	.550/.304	5-13/7-25	.385/.280	12-22/8-11	.545/.727	39/23 +16	18/8	16/27	2/7	16/8	10/21
Toledo	35/20	28/35	63-55	+8	22-45/20-44	.489/.455	2-9/6-14	.222/.429	17-23/9-12	.739/.750	28/23 +5	8/9	19/23	3/1	7/7	19/26
Rhode Island	28/26	39/32	67-58	+9	28-50/24-62	.560/.387	0-4/4-23	.000/.174	11-11/6-8	1000/.750	38/22 +16	14/10	24/13	4/1	12/12	12/15
Tennessee	28/30	27/33	55-63	(8)	21-53/20-47	.396/.426	5-16/7-21	.313/.333	8-12/16-20	.667/.800	29/33 (4)	13/16	18/21	0/8	13/8	20/16
PROVIDENCE	38/30	33/28	71-58	+13	21-47/21-47	.447/.447	2-5/4-13	.400/.308	27-41/12-17	.659/.706	37/24 +13	16/12	19/24	2/3	15/11	18/27
Army West Point	30/19	32/46	62-65	(3)	25-48/23-46	.521/.500	4-11/11-17	.364/.647	8-12/8-11	.667/.727	26/24 +2	16/17	18/19	2/3	8/9	18/14
Fairfield Stags	29/23	33/27	62-50	+12	27-47/20-50	.574/.400	2-4/8-15	.500/.533	6-9/2-5	.667/.400	31/21 +10	19/14	19/18	2/2	9/3	10/16
Siena College	21/12	40/30	61-42	+19	24-51/14-43	.471/.326	1-6/7-20	.167/.350	12-20/7-8	.600/.875	33/26 +7	15/9	15/27	4/2	11/5	19/24
UC Davis	37/35	43/35	80-70	+10	35-66/25-48	.530/.521	0-4/11-21	.000/.524	10-13/9-16	.769/.563	35/22 +13	26/24	14/19	3/1	11/5	18/17
USC	21/27	46/41	67-68	(1)	21-47/22-62	.447/.355	3-5/8-21	.600/.381	22-27/16-22	.815/.727	33/31 +2	14/15	19/13	3/6	10/9	24/22
YALE	29/34	45/36	74-70	+4	27-46/25-63	.587/.397	0-3/10-19	.000/.526	20-36/10-12	.556/.833	35/24 +11	11/18	18/15	5/1	9/9	16/24
UMBC	35/19	42/23	77-42	+35	29-62/14-63	.468/.222	6-13/5-22	.462/.227	13-15/9-14	.867/.643	54/29 +25	18/8	13/8	2/3	5/4	18/14
VERMONT	37/19	35/24	72-43	+29	28-67/12-56	.418/.214	0-5/4-17	.000/.235	16-26/15-17	.615/.882	61/27 +34	13/7	15/16	1/7	7/6	21/19
New Hampshire	47/22	31/30	78-52	+26	30-55/18-56	.545/.321	5-11/7-18	.455/.389	13-21/9-12	.619/.750	42/25 +17	18/12	13/15	2/4	8/2	23/20
MAINE	30/22	34/37	64-59	+5	25-53/19-45	.472/.422	2-8/6-19	.250/.316	12-17/15-20	.706/.750	29/25 +4	14/15	12/13	2/0	6/6	17/18
Binghamton	31/30	28/17	59-47	+12	24-56/17-55	.429/.309	1-5/6-16	.200/.375	10-16/7-13	.625/.538	46/32 +14	15/9	17/15	2/5	9/8	14/17
STONY BROOK	38/23	35/31	73-54	+19	33-63/22-51	.524/.431	2-7/5-14	.286/.357	5-6/5-8	.833/.625	38/22 +16	19/16	10/13	3/3	7/5	14/11
UMass Lowell	41/17	44/38	85-55	+30	35-69/21-44	.507/.477	2-8/7-20	.250/.350	13-21/6-11	.619/.545	36/21 +15	20/16	9/27	0/1	15/3	16/18
Hartford	42/22	36/19	78-41	+37	33-51/13-43	.647/.302	5-10/5-17	.500/.294	7-9/10-12	.778/.833	35/14 +21	15/10	19/20	1/2	16/9	11/14
UMBC	29/18	34/21	63-39	+24	25-59/15-48	.424/.313	1-5/4-17	.200/.235	12-17/5-10	.706/.500	44/26 +18	17/9	14/19	4/2	5/5	17/20
Vermont	41/25	34/15	75-40	+35	29-69/15-52	.420/.288	3-10/3-22	.300/.136	14-24/7-10	.583/.700	48/40 +8	12/11	10/24	2/1	10/7	17/21
BINGHAMTON	24/29	40/29	64-58	+6	25-59/18-45	.424/.400	1-3/7-15	.333/.467	13-18/15-16	.722/.938	40/24 +16	15/8	15/23	0/3	11/6	16/19
NEW HAMPSHIRE	46/22	39/26	85-48	+37	31-67/19-53	.463/.358	4-10/3-15	.400/.200	19-20/7-7	.950/1000	38/32 +6	17/17	9/26	4/1	13/1	13/17
Maine	30/34	23/31	53-65	(12)	23-54/26-53	.426/.491	1-7/13-23	.143/.565	6-8/0-0	.750/000	31/28 +3	9/22	12/12	3/1	9/6	8/14
Stony Brook	31/23	31/26	62-49	+13	20-44/19-47	.455/.404	2-7/4-14	.286/.286	20-23/7-10	.870/.700	34/22 +12	13/14	15/16	2/3	6/5	17/17
UMASS LOWELL	50/23	38/34	88-57	+31	37-70/22-60	.529/.367	2-11/6-23	.182/.261	12-18/7-8	.667/.875	43/32 +11	25/20	10/19	5/1	10/7	14/16
HARTFORD	45/18	39/21	84-39	+45	34-59/12-42	.576/.286	1-8/3-12	.125/.250	15-20/12-17	.750/.706	32/28 +4	19/10	12/27	6/3	16/7	21/15
VERMONT	54/18	41/25	95-43	+52	35-63/14-49	.556/.286	4-9/5-28	.444/.179	21-33/10-14	.636/.714	40/33 +7	20/9	8/29	1/4	18/2	15/23
BINGHAMTON	38/20	41/23	79-43	+36	32-67/15-60	.478/.250	4-11/4-12	.364/.333	11-15/9-18	.733/.500	50/36 +14	24/6	9/14	6/3	11/7	20/15

Note: Game totals are displayed in the format TEAM/OPPONENT for each category

2015-16 UAlbany Women's Basketball Game Notes - vs. Maine 3/11 - AE Title Game

2015-16 UAlbany Women's Basketball University at Albany Combined Team Statistics (as of Feb 28, 2016) Conference games

RECORD:	OVERALL	HOME	AWAY	NEUTRAL
ALL GAMES	15-1	8-0	7-1	0-0
CONFERENCE	15-1	8-0	7-1	0-0
NON-CONFERENCE	0-0	0-0	0-0	0-0

#	Player	gp-gs	min	avg	Total		3-Point		F-Throw		Rebounds				pf	dq	a	to	blk	stl	pts	avg
					fg-fga	fg%	3fg-fga	3fg%	ft-fa	ft%	off	def	tot	avg								
25	RICHARDS,Shereesha	16-16	528	33.0	127-242	.525	5-19	.263	87-115	.757	42	102	144	9.0	42	1	11	30	4	24	346	21.6
12	TATE,Imani	16-3	486	30.4	121-246	.492	0-2	.000	50-63	.794	36	54	90	5.6	37	0	57	45	0	43	292	18.3
23	SAUNDERS,Zakiya	16-16	576	36.0	83-161	.516	2-6	.333	30-35	.857	19	45	64	4.0	19	0	124	62	4	35	198	12.4
33	CARTER,Tiana-Jo	16-4	357	22.3	61-110	.555	0-0	.000	17-28	.607	46	52	98	6.1	49	2	6	22	19	11	139	8.7
01	COUGHLIN,Erin	16-16	472	29.5	31-95	.326	27-84	.321	1-2	.500	8	35	43	2.7	24	0	33	6	2	20	90	5.6
22	FORSTER,Heather	14-3	204	14.6	13-33	.394	0-0	.000	8-18	.444	32	31	63	4.5	33	1	4	10	6	4	34	2.4
10	HIXSON,Bailey	7-0	53	7.6	6-16	.375	4-13	.308	0-2	.000	0	8	8	1.1	2	0	2	3	1	2	16	2.3
13	AIYALOGBE,Bose	16-13	324	20.3	13-30	.433	0-0	.000	5-8	.625	20	19	39	2.4	27	0	18	16	1	10	31	1.9
34	EDWARDS,Cassandra	11-9	158	14.4	4-12	.333	0-0	.000	1-6	.167	7	25	32	2.9	18	0	2	5	0	4	9	0.8
21	LAVERGNE,Veronika	4-0	20	5.0	1-3	.333	0-0	.000	1-2	.500	0	3	3	0.8	4	0	0	2	1	0	3	0.8
02	HERNANDEZ,Aubrey	7-0	13	1.9	1-7	.143	0-4	.000	0-0	.000	1	2	3	0.4	2	0	2	1	1	0	2	0.3
24	KEANE,Khara	3-0	9	3.0	0-2	.000	0-0	.000	0-0	.000	0	1	1	0.3	0	0	0	1	0	0	0	0.0
Team											28	35	63				2					
Total.....		16	3200		461-957	.482	38-128	.297	200-279	.717	239	412	651	40.7	257	4	259	205	39	153	1160	72.5
Opponents.....		16	3200		282-813	.347	88-284	.310	136-185	.735	136	291	427	26.7	270	-	204	293	40	87	788	49.2

TEAM STATISTICS	ALBANY	OPP	Date	Opponent	Score	Att.
SCORING	1160	788	* 1/6/16	at UMBC	w 77-42	317
Points per game	72.5	49.2	* 1/9/16	VERMONT	w 72-43	1362
Scoring margin	+23.3	-	* 01/13/16	at New Hampshire	w 78-52	1537
FIELD GOALS-ATT	461-957	282-813	* 1/16/16	MAINE	w 64-59	986
Field goal pct	.482	.347	* 1-19-16	at Binghamton	w 59-47	1775
3 POINT FG-ATT	38-128	88-284	* 1/21/16	STONY BROOK	w 73-54	1392
3-point FG pct	.297	.310	* 01/27/16	at UMass Lowell	w 85-55	0
3-pt FG made per game	2.4	5.5	** 1/31/16	at Hartford	w 78-41	1516
FREE THROWS-ATT	200-279	136-185	* 2/3/16	UMBC	w 63-39	1704
Free throw pct	.717	.735	* 02/06/16	at Vermont	w 75-40	474
F-Throws made per game	12.5	8.5	* 2/8/16	BINGHAMTON	w 64-58	1403
REBOUNDS	651	427	* 02/11/16	NEW HAMPSHIRE	w 85-48	3016
Rebounds per game	40.7	26.7	* 02/14/16	at Maine	L 53-65	3231
Rebounding margin	+14.0	-	* 2/17/16	at Stony Brook	w 62-49	1004
ASSISTS	259	204	* 2/25/16	UMASS LOWELL	w 88-57	1197
Assists per game	16.2	12.8	* 2/28/16	HARTFORD	w 84-39	1647
TURNOVERS	205	293	* - Conference game			
Turnovers per game	12.8	18.3				
Turnover margin	+5.5	-				
Assist/turnover ratio	1.3	0.7				
STEALS	153	87				
Steals per game	9.6	5.4				
BLOCKS	39	40				
Blocks per game	2.4	2.5				
ATTENDANCE	12707	9854				
Home games-Avg/Game	8-1588	8-1232				
Neutral site-Avg/Game	-	0-0				

Score by Periods	1st	2nd	3rd	4th	Totals
University at Albany	296	301	310	253	1160
Opponents	184	182	223	199	788

2015-16 UAlbany Women's Basketball Game Notes - vs. Maine 3/11 - AE Title Game

2015-16 UAlbany Women's Basketball University at Albany Combined Team Statistics (as of Mar 06, 2016) 2016 AE Tour. Games

RECORD:	OVERALL	HOME	AWAY	NEUTRAL
ALL GAMES	2-0	0-0	1-0	1-0
CONFERENCE	0-0	0-0	0-0	0-0
NON-CONFERENCE	2-0	0-0	1-0	1-0

#	Player	gp-gs	min	avg	Total		3-Point		F-Throw		Rebounds				pf	dq	a	to	blk	stl	pts	avg
					fg-fga	fg%	3fg-fga	3fg%	ft-fta	ft%	off	def	tot	avg								
25	RICHARDS,Shereesha	2-2	59	29.5	26-40	.650	1-2	.500	12-16	.750	5	10	15	7.5	2	0	1	3	0	5	65	32.5
12	TATE,Imani	2-2	56	28.0	12-23	.522	0-0	.000	6-8	.750	3	7	10	5.0	5	0	18	4	1	8	30	15.0
23	SAUNDERS,Zakiya	2-2	64	32.0	12-24	.500	0-1	.000	6-6	1.000	0	7	7	3.5	3	0	9	3	0	8	30	15.0
33	CARTER,Tiana-Jo	2-0	43	21.5	7-17	.412	0-0	.000	2-4	.500	5	7	12	6.0	7	0	1	4	4	2	16	8.0
10	HIXSON,Bailey	2-0	13	6.5	4-4	1.000	4-4	1.000	0-0	.000	0	3	3	1.5	1	0	0	1	0	0	12	6.0
01	COUGHLIN,Erin	2-2	63	31.5	4-14	.286	3-12	.250	1-2	.500	1	5	6	3.0	1	0	11	0	1	2	12	6.0
22	FORSTER,Heather	2-1	33	16.5	1-2	.500	0-0	.000	3-6	.500	2	6	8	4.0	6	1	0	1	1	1	5	2.5
34	EDWARDS,Cassandra	2-1	29	14.5	1-2	.500	0-0	.000	2-2	1.000	3	2	5	2.5	5	0	0	0	0	2	4	2.0
02	HERNANDEZ,Aubrey	2-0	7	3.5	0-2	.000	0-1	.000	0-2	.000	0	2	2	1.0	1	0	0	0	0	0	0	0.0
13	AIYALOGBE,Bose	2-0	33	16.5	0-2	.000	0-0	.000	0-2	.000	4	2	6	3.0	4	0	4	1	0	1	0	0.0
Team											3	13	16									
Total.....		2	400		67-130	.515	8-20	.400	32-48	.667	26	64	90	45.0	35	1	44	17	7	29	174	87.0
Opponents.....		2	400		29-109	.266	9-40	.225	19-32	.594	22	47	69	34.5	38	-	15	43	7	9	86	43.0

TEAM STATISTICS	ALBANY	OPP	Date	Opponent	Score	Att.
SCORING	174	86	03/05/16	vs VERMONT	w 95-43	0
Points per game	87.0	43.0	03/06/16	at BINGHAMTON	w 79-43	2904
Scoring margin	+44.0	-	* - Conference game			
FIELD GOALS-ATT	67-130	29-109				
Field goal pct	.515	.266				
3 POINT FG-ATT	8-20	9-40				
3-point FG pct	.400	.225				
3-pt FG made per game	4.0	4.5				
FREE THROWS-ATT	32-48	19-32				
Free throw pct	.667	.594				
F-Throws made per game	16.0	9.5				
REBOUNDS	90	69				
Rebounds per game	45.0	34.5				
Rebounding margin	+10.5	-				
ASSISTS	44	15				
Assists per game	22.0	7.5				
TURNOVERS	17	43				
Turnovers per game	8.5	21.5				
Turnover margin	+13.0	-				
Assist/turnover ratio	2.6	0.3				
STEALS	29	9				
Steals per game	14.5	4.5				
BLOCKS	7	7				
Blocks per game	3.5	3.5				
ATTENDANCE	0	2904				
Home games-Avg/Game	0-0	1-2904				
Neutral site-Avg/Game	-	1-0				

Score by Periods	1st	2nd	3rd	4th	Totals
University at Albany	43	49	46	36	174
Opponents	13	25	24	24	86

