















UNIVERSITY AT ALBANY

2016 FOOTBALL

CONTACT: Lizzie Barlow • Director of Media Relations • O: (518) 442-3359 • C: (518) 852-8362 • Email: ebarlow2@albany.edu

											
22-16, W	35-7, W	45-28, W	20-9, W	Oct. 1	36-30, L (3OT)	20-16, L	24-13, L	27-3, W	33-17, L	36-25, W	Nov. 19

2016 SCHEDULE (6-4, 3-4 CAA)

SEPTEMBER		TIME	SERIES
2	at Buffalo (ESPN3)	22-16, W	8-5
10	at Rhode Island*	35-7, W	3-1
17	HOLY CROSS	45-28, W	2-1
24	ST. FRANCIS (PA.)	20-9, W	15-0
OCTOBER			
8	#6/7 RICHMOND*	30-36, L (3ot)	0-4
15	at Maine*	16-20, L	5-5
22	at #16/17 Villanova*	13-24, L	0-3
29	ELON* (ASN)	27-3, W	1-0
NOVEMBER			
5	DELAWARE*	17-33, L	2-4
12	at New Hampshire*	36-25, W	1-4
19	STONY BROOK*	1 p.m.	10-7

*CAA Game

GAMEDAY CENTRAL: UALBANY VS. STONY BROOK



Date: Saturday, Nov. 19, 2016

Location: Albany, N.Y.

Stadium: Casey Stadium

Kickoff: 1 p.m.

Series: UAlbany leads 10-7



Record: 6-4, 3-4 CAA

Head Coach: Greg Gattuso

Alma Mater: Penn State '83

Overall Record: 113-49 (15th season)

Record at UAlbany: 16-17 (3rd season)

Record: 5-5, 4-3 CAA

Head Coach: Chuck Priore

Alma Mater: UAlbany '82

Overall Record: 106-66 (17th season)

Record at Stony Brook: 67-57 (11th season)

MEDIA CENTER

Live Stream: Great Dane TV

Play-by-play: Rodger Wyland

Analysis: Zach Bye

Radio: 104.5 FM

Play-by-play: Rodger Wyland

Analysis: Zach Bye

2015 RESULTS (3-8, 2-6 CAA)

September			
5	at Buffalo (ESPN3)	L, 51-14	20,872
12	RHODE ISLAND* (ASN)	W, 35-7	6,081
19	at James Madison* (CSN)	L, 42-28	18,659
26	DUQUESNE (TWC)	W, 17-14	6,227
October			
3	at Holy Cross	L, 37-0	3,841
10	MAINE* (TWC)	L, 39-7	8,500
17	VILLANOVA* (ASN)	L, 37-0	4,811
31	at Richmond*	L, 38-31	8,475
November			
7	at Delaware*	W, 17-6	15,318
14	NEW HAMPSHIRE* (ASN)	L, 24-14	3,814
21	at Stony Brook*	L, 20-2	7,158

*CAA Game

PROGRAM HISTORY

First Season of Football	1970 (club)
First Season of Varsity Football	1973 (Div. III)
First Season at Division II	1995
First Season at Division I FCS	1999
All-Time Varsity	272-187 (.593 - 43rd season)
NEC Record	78-24 (.765 - 14 seasons)
CAA Record	8-23 (.258 - 4th season)
NEC Championships	6 ('02, '03, '07, '08, '11, '12)
FCS Playoff Appearances	1 (2011)
All-Time Home Record	135-79 (.631)
All-Time Road Record	131-106 (.553)

The University at Albany football team (6-4, 3-4 CAA) will celebrate its 20 members of the senior class as well as battle for the Golden Apple Trophy when the Great Danes host Stony Brook (5-5, 4-3) Saturday in the annual Empire Clash. Kickoff is set for 1 p.m. at Tom & Mary Casey Stadium.

SENIOR DAY

Prior to the start of Saturday's clash, UAlbany will honor its 20 seniors: Adegboyega Asanpaola, Matt Campion, Rayshan Clark, DJ Crook, Jack Forster, Nic Ketter, Malachi Lawrence, Abner Logan, Kevin Malloy, Jon Martin, JP McCauley, Chizi Mba, Neil Morrison, Michael Nicastro, Cory Parker, Terrence Russell, Kyle Sakowski, Michael Senn, Adam Wierbinski, and Cameron Wynn. An impressive feat, Clark, Malloy, Martin, and Wierbinski did not miss a single game, playing in all 45 contests of their careers.

COACHING INFORMATION

Head Coach	Greg Gattuso (Penn State '83)
Record at UAlbany	16-17 (third season)
Career Record	113-49 (15th season)

Assistant Coaches

Associate Head Coach/Def. Coordinator/LB Coach	Bernard Clark
Assistant Head Coach/Off. Coordinator/RB Coach	Joe Bernard
Assistant Offensive Coordinator/QB Coach	Gabe Luvara
Wide Receivers/Pass Game Coord./Recruiting Coord.	Aaron Smith
Offensive Line	Jim Sweeney
Defensive Line	Delbert Cowsette
Tight Ends	Nate Byham
Defensive Backs	Jay Foster
Cornerbacks	Nick Sanchez
Offensive Assistant/WR	Willie Milhouse
Defensive Assistant	Dave Plungas
Assistant/Operations	Keith Dudzinski
Strength & Conditioning Coach	Conor Hughes
Video Coordinator	Andres Gispert

UALBANY VS. STONY BROOK HISTORY

UAlbany leads: 10-7

Year	W/L	H/A	Score	Margin	Final Record
2015	L	A	2-20	-18	3-8
2014	W	H	27-17	+10	7-4
2013	L	A	3-24	-21	1-11
2011 [^]	L	A	28-31	-3	8-4*
2007	W	H	24-23	+1	8-4*
2006	L	A	21-33	-12	7-4
2005	L	H	3-7	-4	5-6
2004	W	A	27-22	+5	4-7
2003	W	H	40-7	+33	7-4*
2002	L	A	20-24	-4	8-4*
2001	W	H	28-18	+10	7-3
2000	W	A	47-14	+33	5-6
1999	W	H	44-21	+23	7-2
1998	W	A	42-16	+26	10-1
1997	W	H	30-23	+7	11-1
1996	W	A	19-12	+7	7-3
1995	L	H	21-40	-19	3-7
1973	W	H	69-6	+63	7-2

*Won the NEC title

[^]NCAA Division I FCS Playoffs - First Round

THE BATTLE FOR THE GOLDEN APPLE

Introduced for the 2015 season, the winner of the football game between UAlbany and Stony Brook will take home The Golden Apple Trophy. Stony Brook claimed the right to house the trophy for the last year, topping the Danes 20-2 in the 2015 season finale at LaValle Stadium.

IBITOKUN-HANKS NAMED NATIONAL PLAYER OF THE WEEK

Elijah Ibitokun-Hanks was named the CAA Offensive Player of the Week and the FCS National Player of the Week by both STATS and the College Football Performance Awards (CFPA) on Nov. 14. Ibitokun-Hanks rushed for a program-record 298 yards and three touchdowns on a career-best 39 carries as UAlbany rallied from a 22-0 deficit to post a 36-25 victory at No. 21/23 New Hampshire. Ibitokun-Hanks' 298 rushing yards broke UAlbany's record that stood since 1975, while marking the third-best performance at the FCS level this season and the eighth-best in CAA history. All three of Ibitokun-Hanks' touchdowns came in the second half, including a 13-yard run that sealed the victory over UNH with 3:19 remaining. With the effort, Ibitokun-Hanks upped his single-season total to 1,383 rushing yards which ranks fifth all-time at UAlbany. The honor marks the Newark, N.J. native's fourth CAA weekly award of his career, earning Offensive Rookie of the Week honors twice in 2015 and Offensive Player of the Week accolades twice in 2016.

TEAM NATIONAL STAT RANKINGS (FCS)

- 1st for fumbles recovered (13)
- 2nd for turnovers gained (27)
- 3rd for defensive touchdowns (5)
- 4th for turnover margin (+14)
- 12th for interceptions (13)
- 15th for fewest penalty yards per game (43.90)
- 17th for scoring defense (20.1)
- 17th for net punting (38.50)

INDIVIDUAL NATIONAL STAT RANKINGS (FCS)

- Michael Nicastro: 3rd for fumbles recovered (3), T-6th for total tackles (11.3/game)
- Elijah Ibitokun-Hanks: 3rd for rushing TDs (16), 3rd for rushing yards (1,383), 4th for rushing yards/game (138.3), 5th for total touchdowns (16), 6th for scoring (9.6).

A UALBANY WIN WOULD...

- Improve UAlbany's record to 7-4 overall.
- Improve UAlbany's CAA record to 4-4.
- Improve UAlbany's series record to 11-7 against Stony Brook.
- Improve UAlbany's all-time varsity record to 273-187.
- Improve Coach Gattuso's career record to 114-49.
- Improve Coach Gattuso's record at UAlbany to 17-17.

A UALBANY LOSS WOULD...

- Make UAlbany's record 6-5 overall.
- Drop UAlbany's CAA record to 3-5.
- Drop UAlbany's series record to 10-8 against Stony Brook.
- Drop UAlbany's all-time varsity record to 272-188.
- Drop Coach Gattuso's career record to 113-50.
- Drop Coach Gattuso's record at UAlbany to 16-18.

UALBANY, STONY BROOK SERIES

Saturday's meeting will mark the 18th in program history between Stony Brook and UAlbany. Playing each other for 13 consecutive years between 1995 and 2007, the Great Danes won six straight in the span (1996-2001). The rivals also met in the 2011 NCAA Division I FCS Playoffs after Stony Brook captured the Big South Conference title and UAlbany won the Northeast Conference automatic bid. Stony Brook stole a 31-28 win in the nail-biter, intercepting a tipped pass in the back of the end zone with 47.4 seconds remaining. Both joining the CAA for the 2013 season, Stony Brook won the first "Empire Clash," 24-3, at Kenneth P. LaValle Stadium, marking the last game in the Bob Ford coaching era. In 2014, UAlbany topped the Seawolves 27-17 in the 2014 finale at home, while Stony Brook claimed the last meeting 20-2 to end the 2015 slate at LaValle Stadium. The home team has won each of the last six meetings.

SCOUTING STONY BROOK

Stony Brook enters the weekend with a 5-5 overall record and 4-3 mark in the CAA. The Seawolves come off three straight conference losses, falling to New Hampshire (43-14), William & Mary (14-9), and Maine (27-21). Stony Brook head coach Chuck Priore is a 1982 graduate from UAlbany and started his coaching career under Bob Ford's tutelage at his alma mater. The Seawolves are led offensively by running back Stacey Bedell's 698 rushing yards and 10 touchdowns, while quarterback Joe Carbone has thrown for three touchdowns and 1,017 yards, completing 93-of-179 passes with 12 interceptions. Ray Bolden leads the receiving corps with a touchdown, 34 receptions and 462 receiving yards.

LAST TIME VS. THE SEAWOLVES

Facing the CAA's top defense Saturday afternoon at LaValle Stadium, the University at Albany football team suffered a 20-2 defeat in the final game of the 2015 season against Stony Brook. In the third annual Empire Clash between the two SUNY rivals, the Seawolves took home The Golden Apple trophy in its inaugural year. With the loss, the Great Danes ended the season with a 3-8 overall record and 2-6 mark in the CAA, while the Seawolves finished 5-5 on the season and 3-5 in conference play. Held to a season-low 160 yards of total offense, UAlbany struggled to get anything rolling with the pigskin. Freshman quarterback Neven Sussman led the team with 82 passing yards, completing 12-of-25 passes with two interceptions, as well as a squad-best 33 rushing yards on 15 carries. Freshman Zee Roberson logged three receptions for 14 yards, while Jordan Crockett and Lukas Repetti each caught two for 25 and 15 total yards, respectively. Freshman running backs Elijah Ibitokun-Hanks (24 yards) and Elliot Croskey (19 yards) each carried the ball six times. Defensively, redshirt freshman DaSharnte Thompson led the Great Danes with a career-high 13 tackles, including seven solo and two for a loss. Thompson also scored UAlbany's only points of the game on a third-quarter safety. Sophomore Jamal Robinson recorded nine tackles (7 solo), while Rayshan Clark logged seven tackles (4 solo) and had a fumble force and recovery.

UALBANY QUICK FACTS

Location.....	Albany, N.Y.
Enrollment.....	12,908
Nickname	Great Danes
Website	UALbanySports.com
Twitter	@UALbanySports
Facebook	www.facebook.com/ualbanysports
Stadium	Tom & Mary Casey Stadium
Stadium Capacity.....	8,500
Field Name/Surface	Bob Ford Field/synthetic turf
Interim President.....	Dr. James R. Stellar
Athletic Director	Mark Benson
Head Coach	Greg Gattuso
Football Contact	Lizzie Barlow
Football Contact Office Phone.....	(518) 442-3359
Football Contact Office Email	ebarlow2@albany.edu
Offensive Starters Returning/Lost	11/0
Defensive Starters Returning/Lost.....	8/3

LAST TIME OUT – #21/23 NEW HAMPSHIRE

- With 298 rushing yards and three touchdown scampers, sophomore running back Elijah Ibitokun-Hanks shattered UAlbany's all-time single-game rushing record and led the University at Albany football team from a 22-point deficit to a 36-25 victory over No. 21 New Hampshire Saturday afternoon at Wildcat Stadium. With the win, UAlbany improved to 6-4 overall and 3-4 in the CAA, while UNH fell to 6-4 on the season and 5-2 in conference play.
- Ibitokun-Hanks' 298 rushing yards broke UAlbany's record that stood since 1975 – 286 yards by UAlbany Hall of Famer Tom DeBlois. Ibitokun-Hanks also tied the all-time single-game carries record with 39, while upping his single-season total to 1,383 rushing yards which ranks fifth all-time.
- In his first career start, redshirt freshman quarterback Will Brunson piloted the Great Danes to a second-half comeback after trailing 22-0 in the second quarter. Brunson threw his first career touchdown to Jordan Crockett in the waning seconds of the first half, and also ran for a touchdown in the fourth quarter, giving UAlbany the lead for good. Brunson finished the afternoon with 146 passing yards, completing 12-of-20 attempts. • Crockett recorded three receptions, including a touchdown, accruing 44 receiving yards, while redshirt freshman Austin Ellis totaled a career-best four receptions and 30 yards, and freshman Jerah Reeves also logged a career-high 37 yards on two catches. • Defensively, redshirt senior Michael Nicastro led the Great Danes with 11 tackles (7 solo), while Neil Morrison and DaeSean Timmons each finished with seven tackles. Malachi Hoskins accrued six tackles (5 solo), including a key 10-yard sack on fourth down in the fourth quarter that helped secure the triumph for UAlbany.

DELAWARE NOTES (NOV. 5)

- While UAlbany held a 17-7 lead in the second the quarter, the University of Delaware came back to score 26 unanswered points, stealing a 33-17 win away from the Great Danes Saturday afternoon at Tom & Mary Casey Stadium.
- Sophomore running back Elijah Ibitokun-Hanks led UAlbany's offense, rushing for 91 yards on 17 carries, including a 33-yard touchdown scamper. With the day's performance, Ibitokun-Hanks became the 13th UAlbany player in program history to run for over 1,000 yards in a season, now with 1,085 on the year.
- Sophomore quarterback Neven Sussman threw for 148 yards, including a six-yard touchdown pass to senior tight end Nic Ketter. Sussman completed 6-of-13 passes, but Delaware's tough defensive pressure forced two interceptions and three sacks, leading to five UAlbany turnovers in the game.
- Redshirt sophomore Jordan Crockett led the receiving corps with two

receptions, totaling 77 receiving yards.

- Defensively, senior linebacker Michael Nicastro matched his career-high with 16 tackles (6 solo), increasing his season total to 102. Meanwhile Malachi Hoskins totaled 11 (1 solo) and Mason Gray had a career-best 10 tackles (6 solo).

ELON NOTES (OCT. 29)

- Elijah Ibitokun-Hanks carried the ball a career-high 35 times for a career-high 210 rushing yards and a touchdown leading UAlbany to a 27-3 home win over Elon. Redshirt sophomore Kendall Rodgers Jr. added 62 rushing yards on 12 carries.
- Sophomore quarterback Neven Sussman completed 5-of-9 passes for 34 yards, hitting Dione Alston a team-high two times for 12 yards.
- Redshirt senior punter Jon Martin served as a playmaker for the Great Danes, totaling five punts for 205 yards (41.0/punt). Martin pinned Elon at the 2-yard line and also matched his season-long with a 57-yard punt out of the end zone that got the Danes out of trouble.
- Defensively, UAlbany scored a pair of touchdowns on Julian Cox's 12-yard fumble return and Rayshan Clark's 36-yard interception. UAlbany has now scored 47 points off turnovers this season, while giving up only seven.
- Sophomore Josh Wynn led the team with nine tackles (one solo), while Michael Nicastro and Jamal Robinson each had eight.
- Redshirt sophomore kicker Ethan Stark made both of his field goal attempts from 23 and 20 yards out, and was 3-for-3 on point-afters.

#16/17 VILLANOVA NOTES (Oct. 22)

- Scoring two touchdowns in the fourth quarter, the No. 23/24 University at Albany football team's comeback fell short as No. 16/17 Villanova came away with a 24-13 victory on Homecoming at Villanova Stadium.
- Sophomore running back Elijah Ibitokun-Hanks ran for over 100 yards in the second half alone, netting 141 yards in the contest, including a 65-yard touchdown run.
- Sophomore quarterback Neven Sussman finished with 51 passing yards, completing 6-of-15 attempts with an interception. Redshirt freshman Will Brunson made his collegiate debut, seeing minutes in the second quarter. Brunson completed 3-of-3 passes for two yards.
- Defensively, senior linebacker Michael Nicastro led the team with a 40-yard fumble recovery for a touchdown, and 10 tackles (two solo), including one for a loss of two yards. Meanwhile, Abner Logan and Josh Wynn each finished with nine tackles and a sack.
- Redshirt senior Jon Martin punted seven times, averaging 39.6 yards per punt and pinned Villanova inside the 20 twice.

MAINE NOTES (OCT. 15)

- University of Maine quarterback Dan Collins threw three touchdowns for over 40 yards, leading the Black Bears to a 20-16 win over the No. 17/19 University at Albany football team.
- Sophomore quarterback Neven Sussman led UAlbany with 187 passing yards, completing 10-of-26 passes with one interception. He also led the squad with 75 rushing yards.
- Jordan Crockett served as the top receiver with four receptions totaling 36 yards. Tight end Anthony Manzo-Lewis logged three catches, recording 66 yards including a team-long 45-yard reception.
- In the ground game, running back Elijah Ibitokun-Hanks ran the ball 16 times, accruing 41 rushing yards and a touchdown.
- Kicker Ethan Stark made two of three field goal attempts in the contest from 27 and 39 yards out.
- Punter Jon Martin pinned the Black Bears inside the 20 four times, punting seven times with an average of 42.0 yards per punt.
- Defensively, Michael Nicastro and Josh Wynn each recorded 11 tackles (four solo), while Abner Logan added nine tackles with a fumble recovery.

#6/7 RICHMOND NOTES (OCT. 8)

- The No. 16 ranked University at Albany football team took sixth-ranked Richmond to triple overtime after tying the game with a 51-yard touchdown pass with just over a minute remaining in regulation Saturday night at Tom

NOTES

& Mary Casey Stadium. However, the Spiders came away with a 36-30 triumph, spoiling UAlbany's perfect record in the Homecoming clash with 9,208 in attendance.

- Sophomore quarterback Neven Sussman led UAlbany's offense with a career-high 211 passing yards, completing 13-of-35 attempts with two interceptions. Sussman rushed for a 19-yard touchdown and threw a 51-yard game-tying touchdown pass to Jordan Crockett with 1:17 left in the fourth quarter.
- Sophomore Zee Roberson led the receiving corps with five receptions, totaling 98 yards. Austin Ellis and Anthony Manzo-Lewis each had two catches, accruing 26 and 20 yards, respectively.
- Sophomore Elijah Ibitokun-Hanks ran the ball 16 times in the ground attack, totaling 47 yards, including a 1-yard touchdown run in overtime.
- Redshirt sophomore kicker Ethan Stark connected on three field goals from 27, 45, and 24 yards out, while punter Jon Martin punted six time, pinning the Spiders inside the 20 twice and averaged 40.5 yards per punt.
- Defensively, junior Malachi Hoskins recorded a career-high 16 tackles (5 solo), including two sacks, three tackles for a loss, and forced a fumble.
- In addition, sophomore Josh Wynn brought down a career-best 14 tackles (5 solo), Julian Cox added 11 tackles (4 solo), and Michael Nicaastro logged 10 while also recovering a fumble and intercepting his third pass of the season.

SAINT FRANCIS (PA.) NOTES (SEPT. 24)

- Sophomore running back Elijah Ibitokun-Hanks totaled 90 rushing yards on 22 carries and 17 receiving yards on a pair of receptions.
- Sophomore quarterback Neven Sussman completed 7-of-15 passes with an interception and a touchdown.
- Sophomore running back Dione Alston and redshirt sophomore wide receiver Jordan Crockett each recorded their first career touchdowns in the victory. Alston totaled 87 rushing yards on four carries, including a 54-yard touchdown run. Crockett's lone reception of the game was a 13-yard TD catch.
- Defensively, senior Michael Nicaastro led the team with a career-high 16 tackles (three solo) and a fumble recovery. Sophomore Josh Wynn logged 10 tackles (seven solo), as well as forced and recovered a fumble. Redshirt senior Rayshan Clark also brought down 10 (two solo), while Abner Logan added nine tackles (two solo).
- As a team, the defense did not allow a touchdown, holding St. Francis to a trio of second quarter field goals. The Great Danes forced four turnovers in the victory – two fumbles and two interceptions.
- With St. Francis threatening in the waning minutes, redshirt sophomore Kareem Brown had two key defensive plays, first intercepting SFU quarterback Zack Drayer's pass at the SFU-17 with 5:38 remaining. The Great Danes would then convert the turnover into a field goal. On Saint Francis' next possession, Brown stripped the ball in the end zone, which was recovered by Wynn for 16 yards with 2:47 remaining.

HOLY CROSS NOTES (SEPT. 17)

- Elijah Ibitokun-Hanks led the offense with four rushing touchdowns, tying the program's Division I record. He carried the ball 28 times, totaling 183 yards. Ibitokun-Hanks has rushed for over 100 yards in each game this season, accruing 465 yards and eight touchdowns in just three contests.
- Quarterback Neven Sussman completed 8-of-12 passes for 183 yards and two touchdowns.
- Roberson totaled four receptions for 108 yards and two touchdowns.
- Defensively, UAlbany forced four turnovers – three fumbles and an interception.
- Abner Logan led the team with 13 tackles (four solo), including a sack and a fumble recovery. Michael Nicaastro added 11 tackles (three solo) with a forced fumble.
- Brian Dolce finished with a career-high eight tackles with a sack and a fumble recovery.

RHODE ISLAND NOTES (SEPT. 10)

- Elijah Ibitokun-Hanks led the offense with three rushing touchdowns and 178 rushing yards on 27 carries.

- Wide receivers Jordan Crockett and Dione Alston each had two receptions, accruing 25 yards and 23 yards, respectively.
- In the run-heavy game, starting quarterback Neven Sussman went 2-for-9 with an interception, totaling seven passing yards. In the second half, D.J. Crook went 4-for-7 with 55 passing yards.
- Defensively, cornerback Rayshan Clark and linebacker Michael Nicaastro each returned an interception for a touchdown. Clark's pick-six was a 25-yard return, while Nicaastro had an 80-yard return and totaled four solo tackles in the contest. The last time a UAlbany player ran an interception back for a touchdown was in 2012 when Justinian Mason ran a 75-yard pick back at Bryant on Oct. 6, 2012.
- Abner Logan and Nicaastro led the team with nine tackles each.

BUFFALO NOTES (SEPT. 2)

- With a suffocating defensive effort, UAlbany earned the program's first win over a Football Bowl Subdivision (FBS) program Friday night at UB Stadium, overcoming the University at Buffalo, 22-16.
- Sophomore quarterback Neven Sussman totaled 113 passing yards and two touchdowns in UAlbany's FBS win over Buffalo, completing 14-of-21 passes with no interceptions.
- Sussman connected a 5-yard TD pass to Anthony Manzo-Lewis just 2:03 into the game.
- He then threw a career-long 35-yard game-winning touchdown pass to Brad Harris with 9:37 left in the game and also hit Harris on the two-point conversion to give UAlbany a 22-16 lead.
- Sophomore running back Elijah Ibitokun-Hanks recorded his third career 100+ rushing game at Buffalo, logging 104 yards on 23 carries.
- Ending his season with a knee injury in UAlbany's first game of the year at Buffalo in 2015, redshirt junior linebacker Michael Nicaastro picked up where he left off this year at UB. Nicaastro picked off the first pass of the game and returned it 38 yards to the 7-yard line, setting up the Danes' first touchdown. Nicaastro totaled 11 tackles (six solo) in the victorious opener.

POINTS/TOUCHDOWNS OFF TURNOVERS

Through 10 games, the Great Danes have scored 47 points off turnovers and has scored five defensive touchdowns this season:

- Rayshan Clark: 25-yard interception at Rhode Island (Sept. 10)
- Michael Nicaastro: 80-yard interception at Rhode Island (Sept. 10)
- Michael Nicaastro: 40-yard fumble recovery at Villanova (Oct. 22)
- Julian Cox: 12-yard fumble recovery vs. Elon (Oct. 29)
- Rayshan Clark: 36-yard interception vs. Elon (Oct. 29)

IBITOKUN-HANKS' RECORD SEASON

Sophomore Elijah Ibitokun-Hanks has made some major marks in UAlbany's record book:

- Single-game: Broke the rushing yards record (298 yards) at #21/23 New Hampshire (Nov. 12)
- Single-game: Broke the all-purpose yards record (305 yards) at #21/23 New Hampshire (Nov. 12)
- Single-game: Tied the carries record (39 carries) at #21/23 New Hampshire (Nov. 12)
- Single-season: Ranks fifth for rushing yards (1,383 yards)
- Single-season: Ranks fifth for scoring (96 points)
- Single-season: Ranks fourth for rushing touchdowns (16 touchdowns)
- Single-season: Ranks ninth for all-purpose yards (1,425 yards)
- Career: Ranks 11th for rushing yards (1,992 yards)

EB BREAKS 1,000 RUSHING YARDS

With 91 rushing yards vs. Delaware (Nov. 5), Elijah Ibitokun-Hanks became the 13th UAlbany football player in program history to break 1,000 rushing yards in a season. Ibitokun-Hanks currently ranks 5th all-time for rushing yards in a season with 1,383 on 244 carries along with 16 touchdowns on the year. As only a sophomore, Ibitokun-Hanks has rushed for 1,992 yards in his career, ranking 11th all-time.

NOTES

IBITOKUN-HANKS RUNS FOR 200+/100+

With 298 rushing yards vs. UNH, sophomore Elijah Ibitokun-Hanks raised his total to eight career 100+ rushing games, including three 200+ rushing performances. In just his second season, Ibitokun-Hanks has accrued 1,383 rushing yards and 16 touchdowns.

2015: at Richmond (202 yards, 25 carries), at Delaware (135 yards, 28 carries).

2016: at Buffalo (104 yards, 23 carries), at URI (178 yards, 27 carries, 3 TDs), vs. Holy Cross (183 yards, 28 carries, 4 TDs), at Villanova (141 yards, 21 carries, 1 TD), vs. Elon (210, 35 carries, 1 TD), and at New Hampshire (298, 29, 3 TD).

MARTIN BREAKS PUNTING RECORD

With 294 punting yards at Maine (10/15), redshirt senior Jon Martin broke UAlbany's all-time punting yards record. He currently sits with 9,581 yards on 238 punts in his career, averaging 40.3 yards per punt. Martin broke Chris Lynch's (2004-08) record of 8,689 yards on 227 punts. This season, Martin has pinned opponents inside the 20-yard line 17 times with 10 punts over 50 yards, averaging 41.1 yards per punt.

NICASTRO RANKS SIXTH ALL-TIME FOR TACKLES

Senior linebacker Michael Nicastro has racked up 297 tackles in his career, including a team-high 113 this season. Nicastro now ranks 6th all-time in UAlbany's career record book. Nicastro needs 2 more tackles in order to take sole possession of fifth. The career tackles record is held by Colin Disch (2004-07) with 416.

MCCAULEY NAMED COSIDA ALL-DISTRICT

Redshirt junior offensive lineman JP McCauley has been named to the 2016 College Sports Information Directors of America (CoSIDA) Academic All-District™ Football Team for NCAA Division I District 1. The teams recognize the nation's top student-athletes for their combined performances athletically and in the classroom. McCauley boasts a 3.99 cumulative GPA as a biology major, while playing in eight games for UAlbany this season.

UALBANY AND THE NATIONAL POLLS

UAlbany's streak of six consecutive weeks ranked nationally in the FCS top-25 polls came to an end after a 24-13 defeat at #16/17 Villanova. However, UAlbany still received votes in both the STATS FCS Top 25 poll and the FCS Coaches Poll for Weeks 9-10. Starting the season with a 4-0 record, including an FBS win over Buffalo, UAlbany was ranked from Week 3-8 and recorded its highest ever ranking on Oct. 3, sitting at 16th in the media poll and 17th in the coaches poll.

UALBANY EARNS SIXTH WIN OVER RANKED FOE

UAlbany played a nationally ranked opponent for the 34th time in FCS history against #21/21 New Hampshire on Nov. 12, 2016. The Great Danes came from behind to take a 36-25 victory, marking the program's sixth win over a ranked opponent. The Great Danes have played at least one ranked opponent every season since 2002. UAlbany's highest ranked victory was its' 17-10 triumph over #11 Delaware on Sept. 16, 2006. UAlbany has earned six wins over ranked foes:

NOV. 23, 2002	UALBANY 24, #21 DUQUESNE 0 (ECAC CLASSIC)
SEPT. 16, 2006	UALBANY 17, #11 DELAWARE 10
SEPT. 23, 2006	UALBANY 19, #23 CENTRAL CONN. ST. 14
SEPT. 19, 2009	UALBANY 20, #20 MAINE 16
SEPT. 22, 2012	UALBANY 30, #23 MAINE 20
NOV. 12, 2016	UALBANY 36, #21 NEW HAMPSHIRE 25

OVERTIME GAMES

The Great Danes have fallen in each of their last four overtime games. UAlbany recorded the program's first ever overtime victory in a 22-16 decision against Hofstra on Sept. 13, 2008. TB David McCarty's 7-yard touchdown run decided the outcome. UAlbany suffered setbacks in its previous two OT decisions.

UALBANY'S OVERTIME HISTORY

Oct. 21, 2000:	Sacred Heart 35, Albany 28 (OT)
Oct. 12, 2002:	Drake 49, Albany 42 (2OT)
Sept. 13, 2008:	Albany 22, Hofstra 16 (OT)
Oct. 22, 2010:	Central Conn. State 30, Albany 27 (OT)
Sept. 3, 2011:	Colgate 37, Albany 34 (OT)
Sept. 14, 2012:	Rhode Island 19, Albany 13 (OT)
Oct. 8, 2016:	Richmond 36, UAlbany 30 (3OT)

BOB FORD INDUCTED INTO UALBANY HALL OF FAME

The University at Albany inducted Bob Ford (FB), Michelle Simpson (FH), Casey Halloran (SB), Kevin Rae (MLAX), Luke Daquino (MLAX), and the 2003 men's lacrosse team into the Athletics Hall of Fame on Oct. 7th.

• BOB FORD (1970-2013) -- FOOTBALL HEAD COACH

Bob Ford served as UAlbany's head football coach from 1970 to 2013, transitioning the program from club to Division III to Division II to Division I. He was appointed on April 27, 1970 and coached his final game on November 23, 2013. In that time, he compiled a 12-9-1 record in three seasons at the club level and a 41-season varsity record of 256-170.

2016 CAA STANDINGS

-----CAA-----			-----OVERALL-----		
	Record	Percentage	Record	Percentage	Streak
James Madison	7-0	1.000	9-1	0.900	W7
Richmond	5-2	0.714	8-2	0.800	W1
Villanova	5-2	0.714	7-3	0.700	L1
Maine	5-2	0.714	6-4	0.600	W1
New Hampshire	5-2	0.714	6-4	0.600	L1
Stony Brook	4-3	0.571	5-5	0.500	L3
UAlbany	3-4	0.429	6-4	0.600	W1
Delaware	2-5	0.286	4-6	0.400	L1
William & Mary	2-5	0.286	4-6	0.400	L1
Towson	2-5	0.286	3-7	0.300	W2
Elon	1-6	0.143	2-8	0.200	L6
Rhode Island	1-6	0.143	2-8	0.200	W1

Including nine wins from his time as St. Lawrence's head coach, Ford's 265 career victories ranked first among active NCAA Division I college football head coaches and fourth on the all-time FCS chart. In addition, his UAlbany teams owned a 98-69 mark as a Division I FCS program. He also won four Northeast Conference Coach of the Year honors and led the Great Danes to six NEC titles. Ford acted as a mentor to over a thousand student-athletes and over 100 assistant coaches, who are now working in the high school, college, and professional ranks.

IBITOKUN-HANKS NAMED CAA OFFENSIVE PLAYER OF THE WEEK

Sophomore running back Elijah Ibitokun-Hanks was named the CAA Offensive Player of the Week on Sept. 19. Ibitokun-Hanks rushed for 183 yards and a school-record tying four touchdowns on 28 carries as UAlbany improved to 3-0 with a 45-28 win over Holy Cross. It was the third consecutive 100+-yard effort for Ibitokun-Hanks, who leads FCS in rushing TD's (8) and ranks second in yards (465). He had scoring runs of 40, 4, 7 and 13 yards.

RECORD-HIGHS AT CASEY STADIUM

Scoring 45 points in the win over Holy Cross on Sept. 17, the Great Danes broke the record for most points scored at Casey Stadium. The previous high was 42 set on Oct. 25, 2014 in UAlbany's 42-7 win over Columbia. In addition, the Danes had the program's largest home crowd to witness a UAlbany victory with 8,040 in attendance. The Great Danes have sold the stadium out (8,500) three times since opening in 2013, but did not earn victories in those games.

UALBANY RETURNS THREE ALL-CAA PLAYERS

The Great Danes return three players who have earned All-CAA honors in their careers. Redshirt junior Kevin Malloy (OL) is a two-time selection, while redshirt sophomore Julian Cox (LB) earned third-team honors in 2015 and redshirt junior Michael Nicastro was a third-team selection in 2014. Nicastro suffered a season-ending knee injury in the first game of the season against Buffalo last fall.

• JULIAN COX, RSo., LB, New Castle, Pa.

2015 CAA Co-Defensive Rookie of the Year, Third-Team All-CAA Defense, ECAC Defensive Rookie of the Year
Cox led the Great Danes' defense with 94 tackles, including 57 solo, as well as three sacks and two quarterback hurries. In addition, he logged six tackles for a loss of 25 total yards, forced and recovered a pair of fumbles, broke up three passes, and recorded a 22-yard interception. He was also named one of 20 finalists for STATS FCS Freshman of the Year.

• KEVIN MALLOY, RSr., OL, East Northport, N.Y.

2014 and 2015 Third-Team All-CAA Offense
Malloy started all 11 games at left tackle. A repeat all-conference selection, Malloy led the offensive line that held opponents to 20 sacks this season -- the lowest amount allowed since UAlbany has been a member of the CAA. Malloy has played in every game of his three-year career and has started every contest in each of the last two seasons.

• MICHAEL NICASTRO, RJr., LB, Clarksville, Md.

2014 Third-Team All-CAA Defense
Nicastro ranked third in the CAA in 2014 with 120 tackles (54 solo), averaging 10.0 per game. He recorded a 40-yard fumble recovery at Villanova (Nov. 15) and had a key interception for 14-yards in UAlbany's win over Stony Brook (Nov. 22). Nicastro also picked off a pass for 24-yards against Richmond (Oct. 11).

HAPPY BIRTHDAY BLITZ!

Head Coach Greg Gattuso's Great Dane puppy, Blitz, celebrated his first birthday on Friday, Sept. 2, 2016 -- The same day UAlbany earned its first FBS win over Buffalo. Watch for Blitz, as he leads the team out onto the field before each home game.

RANKED OPPONENTS HISTORY

- UAlbany played a nationally ranked opponent for the 34th time in FCS history against #21/21 New Hampshire on Nov. 12, 2016. The Great Danes came from behind to take a 36-25 victory, marking the program's sixth win over a ranked opponent.

- The Great Danes have played at least one ranked opponent every season since 2002.

- UAlbany owns a 6-28 record against ranked foes.

UALBANY VS. RANKED DIVISION I FCS TEAMS

Nov. 18, 2000	#12 Hofstra 55, UAlbany 28
Sept. 7, 2002	#1 Montana 45, UAlbany 7
NOV. 23, 2002	UALBANY 24, #21 DUQUESNE 0 (ECAC CLASSIC)
Sept. 6, 2003	#6 Northeastern 51, UAlbany 0
Oct. 2, 2004	#21 Lehigh 44, UAlbany 14
Sept. 10, 2005	#24 Hofstra 36, UAlbany 7
Sept. 17, 2005	#25 Massachusetts 40, UAlbany 0
SEPT. 16, 2006	UALBANY 17, #11 DELAWARE 10
SEPT. 23, 2006	UALBANY 19, #23 CENTRAL CONN. ST. 14
Sept. 15, 2007	#19 Hofstra 28, UAlbany 13
Sept. 22, 2007	#2 Montana 35, UAlbany 14
Dec. 1, 2007	#24 Dayton 42, UAlbany 21 (Gridiron Classic)
Aug. 30, 2008	#5 Massachusetts 28, UAlbany 16
Sept. 20, 2008	#10 New Hampshire 32, UAlbany 24
Sept. 27, 2008	#17 Delaware 38, UAlbany 7
Sept. 12, 2009	#17 Massachusetts 44, UAlbany 7
SEPT. 19, 2009	UALBANY 20, #20 MAINE 16
Sept. 11, 2010	#10 Stephen F. Austin 59, UAlbany 14
Nov. 26, 2011	#22 Stony Brook 31, UAlbany 28 (NCAA First Round)
Sept. 15, 2012	#5 Youngstown State 31, UAlbany 24
SEPT. 22, 2012	UALBANY 30, #23 MAINE 20
Oct. 5, 2013	#21 James Madison 40, UAlbany 13
Oct. 19, 2013	#7 Towson 44, UAlbany 17
Nov. 9, 2013	#8 Maine 33, UAlbany 27
Nov. 16, 2013	#23 New Hampshire 37, UAlbany 20
Oct. 11, 2014	#20 Richmond 41, UAlbany 28
Nov. 1, 2014	#2 New Hampshire 49, #23 UAlbany 24
Nov. 15, 2014	#6 Villanova 48, UAlbany 31
Sept. 19, 2015	#12 James Madison 42, UAlbany 28
Oct. 17, 2015	#25 Villanova 37, UAlbany 0
Oct. 31, 2015	#6 Richmond 38, UAlbany 31
Oct. 8, 2016	#6 Richmond 36, UAlbany 30 (3OT)
Oct. 22, 2016	#16 Villanova 24, UAlbany 13
NOV. 12, 2016	UALBANY 36, #21 NEW HAMPSHIRE 25

NOTES

UALBANY SELECTED 11TH IN PRESEASON POLL

UALbany was selected 11th out of the conference's 12 teams in the 2016 CAA Football Preseason Predicted Order of Finish. Richmond was the league favorite, earning 19 first-place votes. The CAA Football Preseason All-Conference Team and predicted order of finish were voted on by the conference's head coaches and communications personnel.

1. Richmond (19)
2. William & Mary (1)
3. James Madison
4. Villanova
5. New Hampshire (3)
6. Towson
7. Delaware
8. Stony Brook
9. Maine (1)
10. Elon
11. UAlbany
12. Rhode Island

FOUR FORMER NFL PLAYERS ON STAFF

The Great Danes have four former NFL players currently on the coaching staff -- associate head coach Bernard Clark, offensive line coach Jim Sweeney, defensive line coach Delbert Cowsette, and tight ends coach Nate Byham. Clark was a linebacker for the Cincinnati Bengals and Seattle Seahawks, playing three seasons in the NFL and two in the AFL. A 16-year veteran of the NFL, Sweeney was second round pick in the 1984 draft. He was named to the All-NFL Rookie Team after his first season with the New York Jets and played 11 seasons with the Jets with 158 consecutive starts. Cowsette was drafted by the Washington Redskins and played for the New York Giants, Tampa Bay Buccaneers and Chicago Bears from 2000-06. Lastly, Byham was sixth round pick in the 2010 NFL Draft by the San Francisco 49ers. He battled in 29 NFL games, playing 14 games, including three starts, with the 49ers before signing with the Tampa Bay Buccaneers for the 2012 and 2013 seasons.

UALBANY FOOTBALL WEEKLY ON MY4

For the third straight year, UAlbany Football Weekly will air on MY4 (WNYA). NBC13 (WNYT) sports director Rodger Wyland along with Chris Onorato and Ashley Miller will host the 30-minute show with Great Danes football coach Greg Gattuso every Saturday at 11:30 a.m.

UALBANY TEAMS UP WITH ESPN RADIO

UALbany agreed to a new broadcast partnership with ESPN Radio for all football and men's basketball games this year. Fans in the Capital District can tune their dials to 104.5 FM to listen in, or hear the broadcasts live online from anywhere in the world on 1045theteam.com.

GREAT DANES TO OPEN 2017 AT OLD DOMINION, 2018 AT PITT

UALbany will open the 2017 football season at Old Dominion University and the 2018 season at the University of Pittsburgh. The meetings will mark UAlbany's third and fourth Football Bowl Subdivision (FBS) games. In the program's first FBS clash, the Great Danes took on Buffalo of the Mid-American Conference in the 2015 opener and again played the Bulls for the first game of 2016.

DANES PLACE 30 ON CAA ALL-ACADEMIC TEAM

UALbany had 30 players named to the 2015 CAA Academic All-Conference Team. To be eligible for CAA Academic All-Conference honors, student-athletes must hold a cumulative GPA of 3.00 or higher. As a squad, the Great Danes boasted a 2.86 GPA in the spring 2016 semester and own a 2.80 cumulative team GPA.

SHUTOUTS

Last season's 19-0 win over CCSU marked the first shutout in the Gattuso Era, the 12th shutout in FCS program history (since 1999) and first since 2011.

UALBANY'S DEFENSIVE SHUTOUTS (SINCE 1999)

Oct. 16, 1999: Albany 40, Massachusetts-Lowell 0 (164 total yards)
Nov. 6, 1999: Albany 41, Sacred Heart 0 (233 total yards)
Nov. 23, 2002: Albany 24, Duquesne 0 (146 total yards)
Oct. 9, 2004: Albany 38, St. Francis, Pa. 0 (227 total yards)
Nov. 19, 2005: Albany 41, Fordham 0 (104 total yards)
Oct. 21, 2006: Albany 48, St. Francis, Pa. 0 (161 total yards)
Oct. 28, 2006: Albany 34, Wagner 0 (140 total yards)
Dec. 6, 2008: Albany 38, Jacksonville 0 (228 total yards)
Sept. 2, 2010: Albany 3, Maine 0 (246 total yards)
Oct. 9, 2010: Albany 48, St. Francis, Pa. 0 (81 total yards)
Oct. 29, 2011: Albany 24, Wagner 0 (204 total yards)
Sept. 6, 2014: Albany 19, CCSU 0 (195 total yards)

CLOSE CALLS

UALbany has played in 16 games decided by three points or less since the start of the 2009 season. Since 1999, UAlbany has an 11-19 record in FCS games decided by three points or less.

UALBANY'S CLOSE DECISIONS (SINCE 2009)

Sept. 5, 2009: Georgia Southern 29, UAlbany 26
Oct. 17, 2009: UAlbany 20, Bryant 17
Oct. 31, 2009: Central Conn. State 31, UAlbany 29
Nov. 7, 2009: Robert Morris 13, UAlbany 10
Sept. 2, 2010: UAlbany 3, Maine 0
Oct. 2, 2010: UAlbany 23, Yale 20
Oct. 22, 2010: Central Conn. State 30, UAlbany 27 (OT)
Sept. 3, 2011: Colgate 37, UAlbany 34 (OT)
Nov. 26, 2011: #22 Stony Brook 31, UAlbany 28 (NCAA Playoffs)
Oct. 27, 2012: UAlbany 23, Sacred Heart 20
Sept. 7, 2013: UAlbany 37, Colgate 34
Sept. 21, 2013: Central Conn. 20, UAlbany 17
Oct. 12, 2013: Delaware 33, UAlbany 30
Aug. 30, 2014: UAlbany 14, Holy Cross 13
Oct. 4, 2014: James Madison 31, UAlbany 28
Nov. 8, 2014: Delaware 31, UAlbany 28

UALBANY FOOTBALL'S POSTSEASON APPEARANCES

Nov. 19, 1977, NCAA DIII Quarterfinal (at Hampden-Sydney), 51-45, W
Nov. 26, 1977, NCAA Division III Semifinal (at Widener), 33-15, L
Nov. 23, 1985, ECAC-North DIII Championship (at Plymouth State), 33-21, W
Nov. 23, 2002, ECAC Division I-AA Classic (vs. Duquesne), 24-0, W
Dec. 1, 2007, Gridiron Classic (at Dayton), 42-21, L
Dec. 6, 2008, Gridiron Classic (vs. Jacksonville), 28-0, W
Nov. 26, 2011, NCAA DI FCS Playoffs First Round (at Stony Brook), 31-28, L

UALBANY'S BEST FCS TOTAL OFFENSE GAMES

600 vs. Drake, Oct. 12, 2002
591 vs. Wagner, Nov. 1, 2003
573 vs. Central Conn. State, Oct. 22, 2011
543 vs. Canisius, Oct. 19, 2002
539 vs. Monmouth, Nov. 12, 2011
538 vs. Stony Brook, Oct. 25, 2003
535 vs. Saint Francis, Pa., Oct. 23, 1999
524 vs. Sacred Heart, Oct. 13, 2007
523 vs. Saint Francis, Pa., Oct. 9, 2004
518 vs. Colgate, Sept. 14, 2013
511 vs. Monmouth, Sept. 29, 2012
504 vs. Sacred Heart, Oct. 18, 2008

NOTES

UALBANY'S TOP FOOTBALL ATTENDANCE MARKS

1. 25,201 vs. James Madison, 10-5-13 – L (40-13)
2. 23,097 vs. Montana, 9-22-07 – L (35-14)
3. 22,196 vs. Delaware, 9-27-08 – L (38-7)
4. 22,016 vs. Delaware, 9-16-06 – W (17-10)
5. 20,118 vs. Old Dominion, 9-28-13 – L (66-10)
6. 19,511 vs. Montana, 9-7-02 – L (45-7)
7. 18,657 vs. Buffalo, 9-2-16 – W (22-16)
8. 18,118 vs. Georgia Southern, 9-5-09 – L (29-26)
9. 15,840 vs. Youngstown State, 9-15-12 – L (31-23)
10. 17,363 vs. Delaware, 10-12-13 – L (33-30)
11. 15,112 vs. Massachusetts, 8-30-08 – L (28-16)
12. 14,022 vs. Central Florida, 11-8-80 – W (28-27)

HOME CROWDS

After increasing the capacity of the stadium, UAlbany announced a record-high attendance last week vs. Richmond with a crowd of 9,208. UAlbany broke its home attendance record with the opening of Bob Ford Field on September 14, 2013, filling the stadium to its capacity of 8,500. The Danes repeated the feat on homecoming against Towson, Oct. 19, 2013 and Homecoming vs. Richmond on Oct. 11, 2014. Attendance has topped 6,000 fans 20 times since 1973.

UALBANY'S TOP HOME CROWDS

1. Oct. 8, 2016: 9,208 vs. Richmond -- L (36-30, 3OT)
2. Oct. 11, 2014: 8,500 vs. Richmond -- L (41-28)
Oct. 19, 2013: 8,500 vs. Towson – L (44-17)
Sept. 14, 2013: 8,500 vs. Rhodes Island – L (19-13 OT)
5. Sept. 17, 2016: 8,040 vs. Holy Cross -- W (45-28)
6. Nov. 6, 1978: 7,500 vs. Ithaca – W (9-6)
7. Sept. 20, 1975: 7,500 vs. Ithaca – L (33-0)
8. Oct. 13, 2012: 6,852 vs. Saint Francis, Pa. – W (36-13)
9. Aug. 30, 2014: 6,748 vs. Holy Cross - W (14-13)
10. Oct. 9, 2010: 6,624 vs. Saint Francis, Pa. – W (48-0)
11. Oct. 5, 1974: 6,500 vs. RIT – W (49-7)
12. Sept. 10, 1984: 6,500 vs. Ithaca – W (10-6)
13. Oct. 13, 2007: 6,419 vs. Sacred Heart – W (38-7)
14. Sept. 21, 2013: 6,412 vs. CCSU – L (20-17)
15. Sept. 24, 2016: 6,309 vs. St. Francis (Pa.) – W (20-9)
16. Oct. 10, 2009: 6,255 vs. Duquesne – W (55-10)
17. Sept. 10, 2005: 6,212 vs. Hofstra – L (36-7)
18. Sept. 1, 2012: 6,194 vs. Colgate – W (40-23)
19. Oct. 12, 1996: 6,082 vs. Union – L (23-6)
20. Nov. 16, 2013: 6,044 vs. UNH – L (37-20)

UALBANY'S BEST STARTS IN PROGRAM HISTORY

- 1974: 9-0 (DIII - perfect season)
1979: 6-0 (DIII - ended 6-3)
2001: 5-0 (DI - ended 7-3)
1996: 4-0 (DII - ended 7-3)
2014: 4-0 (DI - ended 7-5)
2016: 4-0 (DI - TBD)

FCS SELECTION SHOW

The 2016 FCS Selection Show will air Sunday, Nov. 20 at 11 a.m. on ESPNU.

LAST TIME VS. STONY BROOK

Quickie Statistics (Final) Albany vs Stony Brook (Nov 21, 2015 at Stony Brook, N.Y.)

	ALBANY	SBU
Score	2	20
FIRST DOWNS	9	19
RUSHES-YARDS (NET)	31-78	43-236
PASSING YDS (NET)	82	163
Passes Att-Comp-Int	26-12-2	27-18-1
TOTAL OFFENSE PLAYS-YARDS	57-160	70-399
Fumble Returns-Yards	1-21	1-5
Punt Returns-Yards	1-7	3-14
Kickoff Returns-Yards	5-68	0-0
Interception Returns-Yards	1-7	2-44
Punts (Number-Avg)	7-44.3	5-34.2
Fumbles-Lost	2-2	2-1
Penalties-Yards	2-5	5-51
Possession Time	26:59	32:57
Third-Down Conversions	1 of 13	4 of 13
Fourth-Down Conversions	0 of 3	1 of 2
Red-Zone Scores-Chances	0-1	4-5

Albany

Rushing	No.	Gain	Loss	Net	TD	Lg	Avg
Neven Sussman	15	59	26	33	0	22	2.2
Ibitokun-Hanks	6	24	0	24	0	7	4.0
Elliot Croskey	6	21	2	19	0	9	3.2
Dione Alston	4	11	9	2	0	9	0.5

Passing	C-A-I	Yds	TD	Long	Sack
Neven Sussman	12-25-2	82	0	23	5
Dan Harding	0-1-0	0	0	0	0

Receiving	No.	Yards	TD	Long
Zee Roberson	3	14	0	8
J. Crockett	2	25	0	23
Lukas Repetti	2	15	0	9
Brad Harris	2	8	0	6

Punting	No.	Yds	Avg	Long	In20	TB
Jon Martin	7	310	44.3	58	3	0

Punt Returns	No.	Yards	TD	Long
R. Neverdon	1	7	0	7

Kick Returns	No.	Yards	TD	Long
Dione Alston	2	25	0	14
R. Neverdon	2	33	0	22

Tackles	UA-A	Total	Sacks	TFL
D. Thompson	7-6	13	0.0	2.0
Jamal Robinson	7-2	9	0.0	0.0
Rayshan Clark	4-3	7	0.0	1.0
Julian Cox	3-4	7	0.0	0.5

Stony Brook

Rushing	No.	Gain	Loss	Net	TD	Lg	Avg
Donald Liotine	31	210	7	203	1	56	6.5
A. Anderson	6	21	3	18	0	7	3.0
C. Bednarski	5	14	0	14	0	7	2.8
Ousmane Camara	1	1	0	1	0	1	1.0

Passing	C-A-I	Yds	TD	Long	Sack
C. Bednarski	18-27-1	163	1	33	0

Receiving	No.	Yards	TD	Long
Ray Bolden	11	112	1	33
D. Washington	3	30	0	10
Cal Daniels	2	4	0	2
Pat D'Amato	1	13	0	13

Punting	No.	Yds	Avg	Long	In20	TB
Marc Nolan	5	171	34.2	40	0	0

Punt Returns	No.	Yards	TD	Long
D. Washington	3	14	0	7

Kick Returns	No.	Yards	TD	Long
---------------------	-----	-------	----	------

Tackles	UA-A	Total	Sacks	TFL
Victor Ochi	5-2	7	2.0	3.5
Shayne Lawless	2-4	6	0.0	1.0
Darin Peart	3-2	5	0.0	0.0
Kye Morgan	3-2	5	0.0	0.0

Qtr	Time	Scoring Play	V-H
1st	05:15	SBU - Ray Bolden 3 yd pass from C. Bednarski (P. Popek kick), 11-67 5:38	0 - 7
2nd	12:36	SBU - P. Popek 31 yd field goal, 5-21 1:37	0 - 10
	00:04	SBU - P. Popek 18 yd field goal, 9-57 0:46	0 - 13
3rd	13:40	SBU - Donald Liotine 1 yd run (P. Popek kick), 3-25 1:16	0 - 20
	06:04	ALBANY - D. Thompson safety	2 - 20

2016 NATIONAL POLL RANKINGS

Record: 6-4, 3-4 CAA

STATS FCS TOP 25

Team (First-place votes)	Pts.	Record	Prev. Rank
1 Sam Houston State (108)	3873	10-0	1
2 Jacksonville State (18)	3742	9-1	2
3 Eastern Washington (21)	3685	9-1	3
4 North Dakota State (7)	3592	9-1	4
5 Citadel (6)	3376	10-0	5
6 James Madison	3313	9-1	6
7 Richmond	2975	8-2	8
8 South Dakota State	2581	7-3	11
9 North Carolina A&T	2518	9-1	10
10 North Dakota	2432	9-2	12
11 Central Arkansas	2261	9-1	13
12 Chattanooga	2150	8-2	7
13 Villanova	2094	7-3	9
14 Charleston Southern	2004	6-3	14
15 Youngstown State	1714	7-3	17
16 Coastal Carolina	1632	8-2	15
17 Grambling State	1326	7-1	20
18 Samford	1209	7-3	22
19 Lehigh	1049	8-2	23
20 Wofford	1005	7-3	NR
21 Cal Poly	646	6-4	16
22 Montana	476	6-4	18
23 Western Illinois	411	6-4	19
24 North Carolina Central	405	8-2	NR
25 Saint Francis U	208	7-3	NR

Others receiving votes: New Hampshire (206), UT Martin (183), UNI (154), San Diego (123), Weber State (112), Illinois State (92), Harvard (84), Maine (83), Northern Colorado (41), Penn (37), Princeton (35), **UAlbany (29)**, Kennesaw State (29), Fordham (24), Liberty (24), Stony Brook (18), Southern University (14), Nicholls (12), Northern Arizona (7), Southeastern Louisiana (7), Duquesne (4), Southern Utah (3), Dayton (2)

FCS COACHES POLL

Team (First-Place Votes)	Points	Rank	Record
1 Sam Houston State (21)	641	1	10-0
2 Jacksonville State (2)	615	2	9-1
3 Eastern Washington (1)	595	3	9-1
4 North Dakota State (1)	575	4	9-1
5 James Madison (1)	555	5	9-1
6 The Citadel	520	6	10-0
7 Richmond	490	8	8-2
8 North Dakota	440	10	9-2
9 North Carolina A&T	434	9	9-1
10 South Dakota State	400	12	7-3
11 Chattanooga	373	7	8-2
12 Central Arkansas	369	13	9-1
13 Charleston Southern	342	14	6-3
14 Youngstown State	309	15	7-3
15 Villanova	292	11	7-3
16 Grambling State	271	18	8-2
17 Lehigh	235	18	8-2
18 Stamford	213	21	7-3
19 Wofford	166	NR	7-3
20 North Carolina Central	118	25	8-2
21 Montana	84	17	6-4
22 Kennesaw State	69	NR	8-2
23 Cal Poly	56	20	6-4
24 Western Illinois	46	19	6-4
25 Illinois State	31	NR	6-5

Others receiving votes: San Diego (30), UT Martin (26), Weber State (26), Saint Francis (Pa.) (20), Northern Iowa (19), New Hampshire (16), Harvard (12), Liberty (11), Maine (10), Northern Arizona (8), Southeastern Louisiana (8), Princeton (5), Fordham (4), Penn (4), Gardner-Webb (3), Southern (3), Southern Utah (3), Northern Colorado (2), Tennessee State (1).

UALBANY IN THE WEEKLY NATIONAL POLLS: 2016

Week:	Pre	S5	S12	S19	S26	O3	O10	O17	O24	O31	N7	N14	N21	N28
STATS FCS Media Poll	--	RV	25	22	21	16	17	23	RV	RV	--	RV		
AFCA FCS Coaches Poll	--	RV	25	23	21	17	19	24	RV	RV	--	--		

UALBANY DIVISION I RANKING HISTORY

2016

FCS STATS Top 25 Media Poll

#23 (Week 8)
#17 (Week 7)
#16 (Week 6)
#21 (Week 5)
#22 (Week 4)
#25 (Week 3)

FCS Coaches Poll

#24 (Week 8)
#19 (Week 7)
#17 (Week 6)
#21 (Week 5)
#23 (Week 4)
#25 (Week 3)

2014

TSN Top 25 Media Poll

#23 (Week 10)
#25 (Week 9)
#23 (Week 6)
#24 (Week 5)

2012

TSN Top 25 Media Poll

#20 (Week 9)
#24 (Week 8)

AFCA FCS Coaches Poll

#18 (Week 9)
#20 (Week 8)
#T-22 (Week 7)
#24 (Week 6)

2006

TSN Top 25 Media Poll

#23 (Week 5)

MEDIA INFORMATION

OBTAINING CREDENTIALS

Media credentials are issued to accredited members of the media only. Requests for credentials should be made via phone, mail, or email to Lizzie Barlow in the University at Albany Athletics Media Relations office.

Space in the press box of Casey Stadium is limited, so requests should be made no later than 48 hours prior to game time. Should space become a problem, preference will be given to the primary media outlets of each school and then to media who make their requests earlier in the week.

Photographers must show their credentials in order to gain access to the photographer areas. All photographers are limited to the designated areas and may not enter the team bench areas at any time.

Local television stations shooting the game for highlight footage may do so from the sideline (except in team areas). Tripods are not permitted during the game for safety reasons.

Credentials may be picked up at the Will Call table at Tom & Mary Casey Stadium beginning two hours prior to game time. In addition, they may be picked up from the Athletics Media Relations office (PE 307) from 9 a.m. to 5 p.m. on the day prior to the game.

RADIO INFORMATION

Broadcast positions for visiting radio stations are available in the Casey Stadium press box. Stations wishing to broadcast a game from Casey Stadium should contact the Athletics Media Relations office at least one week prior to game day. Credential and parking requests for radio staff should be submitted along with the request for phone lines.

MEDIA PARKING

Requests for parking passes should be made at the same time as credential requests. Media parking is located in the gravel lot adjacent to the PE Building/SEFCU Arena bus circle. Please note that space is limited and early arrival is recommended.

IN-GAME MEDIA SERVICES

Pre-game notes, flip cards and game programs will be distributed in the press box before each game. Box scores and scoring summaries will be provided at halftime and at the end of the game. Wireless internet is available for media to use.

POSTGAME PRESS CONFERENCE

Approximately 10 minutes after the conclusion of the game, a postgame press conference will be held in a designated area. Members of the Athletics Media Relations staff will help guide members of the media to the interview area. The head coach and selected players of the visiting team will be available for questions first, followed by the UAlbany Head Coach Greg Gattuso and selected players. Requests for specific UAlbany players should be made to the Athletics Media Relations staff. Interviews with opposing players should be coordinated through the visiting SID.

The locker rooms for both teams are closed at all times.

IN-SEASON INTERVIEW POLICY

All requests for in-season interviews with UAlbany players and coaches must be arranged through Lizzie Barlow at 518-852-8362 or ebarlow2@albany.edu. Media members should not contact players or coaches directly. Interview times will be arranged by the Athletics Media Relations staff based on availability of both the player and the media member. To ensure availability, please allow 24-hour notice prior to your need for an interview.

Media representatives are welcome to speak with players and coaches after practice sessions but should call in advance to confirm practice times and to arrange for parking on campus.

ABOUT UALBANY ATHLETICS

UAlbany's intercollegiate athletics program excels at the NCAA Division I level, producing competitive teams, successful coaches, and outstanding student-athletes recognized for their accomplishments both on the field and in the classroom. The University sponsors 18 varsity sports for men and women. Club sports, an intramural program, and recreational opportunities are also offered.

UAlbany is a member of the America East Conference in 16 of 18 varsity sports, while women's golf is an associate member of the Metro Atlantic Athletic Conference, and football, a Division I FCS program, is an associate member of the Colonial Athletic Association.

UAlbany has won 93 conference championships and has made 44 NCAA Tournament appearances since moving to Division I in 1999. Proving to be a perennial power, the Great Danes have won eight or more conference titles in each of the last six years.

The Great Danes won eight conference championships in 2015-16 and made five NCAA Tournament appearances in field hockey, women's soccer, women's basketball, women's tennis, and men's lacrosse.

In 2014-15, UAlbany competed in a school-record six NCAA Tournaments, while winning nine conference championships, and was one of three universities in the country to have its men's basketball, women's basketball, men's lacrosse, women's lacrosse, field hockey, and women's golf teams make NCAA Division I Tournament appearances -- the others were Duke and North Carolina. In addition, field hockey's run to the Final Four was a first for any SUNY school, and UAlbany boasted two National Players of the Year in Paula Heuser (field hockey) and Lyle Thompson (men's lacrosse).

UAlbany has had 13 players selected in the Major League Lacrosse Draft, eight players have been drafted by Major League Baseball, while 12 football players have inked NFL contracts.

For more information, visit www.UAlbanySports.com or call UAlbany Athletics at (518) 442-DANE (3263). Follow the Great Danes on Twitter (@UAlbanySports), Facebook and Instagram (UAlbany Athletics). The Intramural Office can be contacted at 442-5640.

UAlbany's indoor and outdoor athletic facilities are among the most comprehensive in the Northeast. In 2012-2013, the University constructed a state-of-the-art 8,500 seat multi-sport complex for football and soccer; a brand new track and field venue; and a synthetic turf field designed for year-round recreational, intramural and club sport activities. Also in recent years, UAlbany built two all-weather athletic fields. John Fallon Field is home to the men's and women's lacrosse teams, and an adjacent surface known as Alumni Turf Field is home to field hockey, in addition to serving as a multi-use recreational field for UAlbany students.

The Great Danes' indoor facilities are also top-notch. SEFCU Arena, the Physical Education Building, and an air-supported bubble are utilized for sporting and cultural activities. In addition, there are lighted tennis courts, racquetball/squash/handball courts, a swimming pool, a dance studio, and a fitness and weight training center. The Department of Athletics & Recreation is located in both the SEFCU Arena and the Physical Education Building, (518-442-DANE).

WEEK 12 DEPTH CHART

OFFENSE

Pos.	No.	Player (Ht., Wt., Cl.)
LT	67	Kevin Malloy (6-5, 280, RSr.)
	75	Luke Ritter (6-7, 286, RSo.)
LG	77	Michael Senn (6-2, 286, Sr.)
	65	Jack Dudzinski (6-4, 250, RSo.)
C	74	Adam Wierbinski (6-3, 300, RSr.)
	79	J.P. McCauley (6-3, 292, RJr.)
RG	78	Matthew Champion (6-5, 352, RSr.)
	70	Nick Nerolien (6-1, 288, RJr.)
RT	71	Tim Wade (6-4, 275, RJr.)
	72	Griffin Clancy (6-7, 292, RFr.)
TE	21	Nic Ketter (6-3, 248, Sr.)
	80	Lukas Repetti (6-4, 259, RSo.)
FB	49	Anthony Manzo-Lewis (6-2, 245, Jr.)
	28	Cory Parker (5-10, 225, RJr.)
WR	4	Jordan Crockett (5-8, 159, RSo.)
	83	Josh Williams (6-5, 200, RJr.)
WR	88	Austin Ellis (5-11, 175, RFr.)
	17	Tre Hopkins (6-0, 175, Fr.)
WR	84	Jerah Reeves (6-2, 180, Fr.)
	1	Zee Roberson (6-2, 177, So.)
QB	7	Will Brunson (6-4, 190, RFr.)
	10	Neven Sussman (6-3, 216, So.)
	14	DJ Crook (6-2, 220, RJr.) OR
RB	24	Elijah Ibitokun-Hanks (5-9, 199, So.)
	20	Kendall Rodgers Jr. (5-10, 205, RSo.)

DEFENSE

Pos.	No.	Player (Ht., Wt., Cl.)
DE	9	Malachi Hoskins (6-3, 230, Jr.)
	52	Isaiah Powell (6-0, 208, RSo.)
NG	90	DaeSean Timmons (5-11 262, RJr.)
	95	Foussenie Traore (6-3, 255, RSo.)
DT	54	Nick Dillon (6-2, 273, RFr.)
	94	Nick Griffin (6-5, 248, So.)
DE	81	Brian Dolce (6-5, 238, RSo.)
	57	Brian Pitts (6-3, 215, RFr.)
LB	11	Michael Nicastro (5-10, 220, RJr.)
	51	Nate Hatafsky (6-0, 225, RJr.)
LB	6	Julian Cox (6-2, 210, RSo.)
	44	Abner Logan (6-1, 235, Gr.)
LB	36	Neil Morrison (5-11, 208, Sr.)
	50	Damian Young (6-0, 218, RJr.)
CB	25	Jamal Robinson (5-9, 178, Jr.)
	30	Rocco Marucci (6-0, 160, Fr.)
FS	23	Josh Wynn (6-3, 196, So.)
	43	Hayden Specht (5-9, 180, Fr.)
SS	8	Mason Gray (5-11, 185, So.)
	29	Tyler Carswell (5-11, 170, Fr.)
CB	15	Rayshan Clark (6-1, 194, RSr.)
	22	Kareem Brown (5-10, 180, RSo.)

SPECIALISTS

Pos.	No.	Player (Ht., Wt., Cl.)
P	37	Jon Martin (6-3, 215, RSr.)
	42	Ethan Stark (6-3, 196, RSo.)
PK	42	Ethan Stark (6-3, 196, RFr.)
	58	Dylan Burns (5-9, 160, Fr.)
LS	62	Paul Casanzio (5-11, 210, So.)
	55	Ben Pagan (6-2, 252, RJr.)
HO	88	Austin Ellis (5-10, 175, RFr.)
	37	Jon Martin (6-3, 215, RSr.)
KOR	22	Kareem Brown (5-10, 180, RSo.)
	20	Kendall Rodgers Jr. (5-10, 205, RSo.)
PR	19	Cameron Wynn (6-0, 208, RSo.)



NUMERICAL ROSTER

No.	Name	Pos.	Ht.	Wt.	Yr.	Hometown (Previous School)	No.	Name	Pos.	Ht.	Wt.	Yr.	Hometown (Previous School)
1	Zee Roberson	WR	6-2	177	So.	Stroudsburg, Pa. (Milford Academy)	52	Isaiah Powell	DL	6-0	208	RSO.	Oradell, N.J. (Bergen Catholic)
3	Dione Alston	WR	5-7	163	So.	Salem, N.J. (Salem)	53	Terrence Russell	DL	6-0	230	RSr.	West Orange, N.J. (West Orange)
4	Jordan Crockett	WR	5-8	159	RSO.	Fort Washington, Md. (Bishop McNamara)	54	Nick Dillon	DL	6-2	271	RFr.	Lincolnshire, Ill. (Eastern Michigan)
5	Adegboyega Asanpaola	S	6-1	198	RSr.	Hempstead, N.Y. (Holy Trinity)	55	Ben Pagan	DL	6-2	252	RJr.	Hightstown, N.J. (Pieddie School)
6	Julian Cox	LB	6-2	210	RSO.	New Castle, Pa. (New Castle)	56	Ryan Lape	OL	6-2	265	Fr.	Miami, Fla. (Gulliver Prep)
7	Will Brunson	QB	6-4	190	RFr.	Myrtle Beach, S.C. (Carolina Forest)	57	Brian Pitts	DL	6-3	215	RFr.	McLean, Va. (Langley)
8	Mason Gray	S	5-11	185	So.	Washington, D.C. (St. John's College Prep)	58	Dylan Burns	K	5-9	160	Fr.	Massapequa, N.Y. (Plainedge)
9	Malachi Hoskins	DL	6-3	230	Jr.	Queens, N.Y. (Loomis Chaffee)	59	DaSharnte Thompson	LB	6-1	212	RSO.	Olney, Md. (Good Counsel)
10	Neven Sussman	QB	6-3	216	So.	Sandy Spring, Md. (Sherwood)	60	Corey Christian	OL	6-4	280	Fr.	Scranton, Pa. (Scranton Prep)
11	Michael Nicastro	LB	5-10	220	Sr.	Clarksville, Md. (Our Lady of Good Counsel)	61	Sean Kennedy	OL	6-4	242	RFr.	Staten Island, N.Y. (St. Peter's)
12	Eli Mencer	LB	6-2	215	RFr.	Altoona, Pa. (Altoona)	62	Paul Casanzio	LS	5-11	210	So.	Rochester, N.Y. (Irondequoit)
14	DJ Crook	QB	6-2	220	RJr.	West Barnstable, Mass. (Penn State)	63	Sam Davis	OL	6-3	310	RFr.	Johnstown, N.Y. (Johnstown)
15	Rayshan Clark	CB	6-1	194	RSr.	Theresa, N.Y. (Indian River)	64	Micah Royster	OL	6-2	270	Fr.	Largo, Md. (St. John's)
16	Jake Thompson	QB	6-3	190	Fr.	Johnson City, N.Y. (Johnson City)	65	Jack Dudzinski	OL	6-4	250	RSO.	Fulton, Md. (Reservoir)
17	Tre Hopkins	WR	6-0	175	Fr.	Columbia, Md. (Oakland Mills)	66	Dan Harrison	OL	6-4	300	Fr.	Williamsport, Pa. (Loyalsock Township)
18	Ryan O'Malley	QB	6-2	185	Fr.	Central Valley, N.Y. (Monroe-Woodbury)	67	Kevin Malloy	OL	6-5	280	RSr.	East Northport, N.Y. (John H. Glenn)
19	Cameron Wynn	RB	5-10	186	RJr.	Rensselaer, N.Y. (Christian Brothers Academy)	68	Kassy Desir	OL	6-4	295	Fr.	Pembroke Pines, Fla. (Flanagan)
20	Kendall Rodgers Jr.	RB	5-10	205	RSO.	Lakewood, Calif. (Golden West College)	70	Nick Nerolien	OL	6-1	288	Sr.	Roslindale, Mass. (Lexington)
21	Nic Ketter	TE	6-3	248	RJr.	Queensbury, N.Y. (Queensbury)	71	Tim Wade	OL	6-4	275	RJr.	Middletown, N.Y. (Middletown)
22	Kareem Brown	CB	5-10	180	RSO.	Daphne, Ala. (Coffeyville CC)	72	Griffin Clancy	OL	6-7	292	RFr.	Saratoga Springs, N.Y. (Saratoga Springs)
23	Josh Wynn	S	6-3	196	So.	Albany, N.Y. (Christian Brothers Academy)	73	Chizi Mba	OL	6-3	295	RJr.	Union, N.J. (Union)
24	Elijah Ibitokun-Hanks	RB	5-9	199	So.	Newark, N.J. (Don Bosco)	74	Adam Wierbinski	OL	6-3	300	RSr.	Camillus, N.Y. (West Genesee)
25	Jamal Robinson	CB	5-9	178	Jr.	Mitchellville, Md. (DeMatha)	75	Luke Ritter	OL	6-7	286	RSO.	Milford, Pa. (Delaware Valley)
26	Power Lawrence	RB	5-10	203	RSr.	Bloomfield, N.J. (Montclair Kimberly)	76	Ryan McCormac	DL	6-2	298	Fr.	New Hartford, N.Y. (New Hartford)
27	Kyle Sakowski	S	5-11	199	RSr.	Chester, N.Y. (Lafayette College)	77	Michael Senn	OL	6-2	286	Sr.	Orchard Park, N.Y. (Orchard Park)
28	Cory Parker	TE	5-10	225	RJr.	Henrietta, N.Y. (McQuaid Jesuit)	78	Matthew Campion	OL	6-6	352	RSr.	Stillwater, N.Y. (Stillwater)
29	Tyler Carswell	S	5-11	170	Fr.	Pittsburgh, Pa. (Montour)	79	JP McCauley	OL	6-3	292	RJr.	Queensbury, N.Y. (Queensbury)
30	Rocco Marucci	CB	6-0	160	Fr.	Pembroke Pines, Fla. (Flanagan)	80	Lukas Repetti	TE	6-4	259	RSO.	White Plains, N.Y. (White Plains)
31	Joel Ozoemena	LB	6-2	215	RFr.	Stroudsburg, Pa. (Stroudsburg)	81	Brian Dolce	DL	6-7	238	RSO.	St. James, N.Y. (St. Anthony's)
32	Marcel Ngachie	LB	5-10	235	RJr.	Silver Springs, Md. (Our Lady of Good Counsel)	82	Isaih Clarke	WR	6-4	185	RFr.	Alexandria, Va. (TC Williams)
33	John Stycznski	WR	6-2	175	Fr.	South Glens Falls, N.Y. (South Glens Falls)	83	Josh Williams	WR	6-5	200	RJr.	Wesley Hills, N.Y. (Ramapo)
34	Will Halpin	K	5-9	160	RFr.	Latham, N.Y. (Shaker)	84	Jerah Reeves	WR	6-2	180	Fr.	Williamsport, Pa. (Williamsport)
35	Ty Tobias	CB	5-10	165	Fr.	Oxon Hill, Md. (Potomac)	85	Brad Harris	WR	6-3	199	RJr.	Orlando, Fla. (University)
36	Neil Morrison	LB	5-11	208	Sr.	Miramar, Fla. (Pembroke Pines Charter)	86	LJ Wesneski	TE	6-3	235	Fr.	Plymouth, Pa. (Wyoming Valley West)
37	Jon Martin	P/PK	6-3	215	RSr.	Delmar, N.Y. (Bethlehem Central)	87	Eugene Reyes	WR	6-4	190	RFr.	Albany, N.Y. (Colonie)
38	Nnamdi Nwaigwe	CB	6-2	188	RJr.	Valley Stream, N.Y. (Wagner)	88	Austin Ellis	WR	5-10	175	RFr.	Ravena, N.Y. (Christian Brothers Academy)
39	Murad Hussain	TE	6-3	200	Fr.	Baltimore, Md. (Franklin)	89	Kishaun Bell	WR	6-2	185	Fr.	Beacon, N.Y. (Beacon)
41	David Warnken	S	6-1	185	RFr.	Ravena, N.Y. (Ravena-Coeymans-Selkirk)	90	DaeSean Timmons	DL	5-11	262	RJr.	Baltimore, Md. (DeMatha Catholic)
42	Ethan Stark	K	6-3	196	RSO.	Erie, Pa. (McDowell)	91	Ryan Marriott	DL	6-4	240	Fr.	Albany, N.Y. (Colonie)
43	Hayden Specht	S	5-9	180	Fr.	Cincinnati, Ohio (St. Xavier)	92	Dominick Ferrara	DL	6-1	225	Fr.	Cedar Grove, N.J. (Cedar Grove)
44	Abner Logan	LB	6-1	235	Gr.	Cambridge, Mass. (Maryland)	93	Jack Forster	DL	6-5	260	RSr.	Huntington, N.Y. (Huntington)
45	Levi Metheny	LB	6-1	205	Fr.	Bethel Park, Pa. (Bethel Park)	94	Nick Griffin	DL	6-5	248	So.	Loudonville, N.Y. (Milford Academy)
46	Jamal Williams	RB	5-10	205	So.	Brockton, Mass. (Hudson Valley CC)	95	Foussenie Traore	DL	6-3	255	RSO.	Washington, D.C. (Friendship Collegiate Acad.)
47	Ryan Gilroy	TE	6-4	240	Jr.	New York, N.Y. (New Mexico Military Institute)	97	Ibn Foster	DL	6-3	300	Fr.	Montvale, N.J. (St. Joseph Regional)
48	Prince Klutsey	LB	5-11	200	So.	Queens, N.Y. (Lincoln)	98	Dean Grogg	DL	6-2	232	RFr.	Watchung, N.J. (Morristown Beard)
49	Anthony Manzo-Lewis	TE	6-2	245	Jr.	Montvale, N.J. (St. Joseph Regional)	99	Roberto Roena	DL	6-3	240	Fr.	Middleburg Heights, Ohio (St. Edward)
50	Damian Young	LB	6-0	218	RJr.	Groton, N.Y. (Groton)							
51	Nate Hatalsky	LB	6-0	225	RJr.	Mechanicville, N.Y. (Mechanicville)							

No. Name..... Pos.

3	Alston, Dione	WR
5	Asanpaola, Adegboyega	S
89	Bell, Kishaun	WR
22	Brown, Kareem	CB
7	Brunson, Will	QB
58	Burns, Dylan	PK
78	Campion, Matthew	OL
29	Carswell, Tyler	S
62	Casanzio, Paul	LS
60	Christian, Corey	OL
72	Clancy, Griffin	OL
15	Clark, Rayshan	CB
82	Clarke, Isaih	WR
6	Cox, Julian	LB
4	Crockett, Jordan	WR
14	Crook, DJ	QB
63	Davis, Sam	OL
68	Desir, Kassy	OL
54	Dillon, Nick	DL
81	Dolce, Brian	DL
65	Dudzinski, Jack	OL
88	Ellis, Austin	WR
92	Ferrara, Dominick	DL
93	Forster, Jack	DL
97	Foster, Ibn	DL
47	Gilroy, Ryan	TE
8	Gray, Mason	S
94	Griffin, Nick	DL
98	Grogg, Dean	DL
34	Halpin, Will	PK
85	Harris, Brad	WR
66	Harrison, Dan	OL
51	Hatafsky, Nate	LB
17	Hopkins, Tre	WR
9	Hoskins, Malachi	DL
39	Hussain, Murad	TE
24	Ibitokun-Hanks, Elijah	RB
61	Kennedy, Sean	OL
21	Ketter, Nic	TE
48	Klutsey, Prince	LB
56	Lape, Ryan	OL
26	Lawrence, Power	RB
44	Logan, Abner	LB
67	Malloy, Kevin	OL
49	Manzo-Lewis, Anthony	TE
91	Marriott, Ryan	DL
37	Martin, Jon	P/PK

STARTERS RETURNING: 19

OFFENSE: 11

QB – D.J. Crook
 RB – Elijah Ibitokun-Hanks
 TE – Anthony Manzo-Lewis
 WR – Brad Harris
 WR – Jordan Crockett
 WR – Zee Roberson
 OL – Matt Campion
 OL – Michael Senn
 OL – Adam Wierbinski
 OL – Tim Wade
 OL – Kevin Malloy

DEFENSE: 7

DL – Jack Forster
 DL – Malachi Hoskins
 LB – Julian Cox
 LB – Neil Morrison
 CB – Jamal Robinson
 S – Rayshan Clark
 S – Kyle Sakowski
 ** LB – Michael Nicastro (2014 starter, missed 2015 with ACL tear)

SPECIAL TEAMS: 1

P - Jon Martin

STARTERS LOST: 4

OFFENSE: 0

DEFENSE: 3

DL – Sam Gray
 DL – Zach Troutman
 S – Jamal Merritt

SPECIAL TEAMS: 1

PK - Patrick Toole

PRONUNCIATION GUIDE

Adegboyega Asanpaola Adda-boy-aiga; Ah-SAHN-PAH-o-la
 Greg Gattuso ga-TWO-so
 Brian Dolce dole-CHAY
 Malachi Hoskins MAL-uh-kie
 Elijah Ibitokun-Hanks Ee-Bee-Token - Hanks
 Rocco Marucci muh-ROO-chee
 Chizi Mba chee-zee; em-BAH
 Nnamdi Nwaigwe NAHM-dee; nuh-WAHG-way
 Nick Nerolien ner-OH-lee-en
 Adam Wierbinski weer-BIN-skee
 Joel Ozoemena oh-ZOH-mee-nuh
 Zee Roberson ROW-ber-son
 Roberto Roena row-EE-nuh
 DaSharnte Thompson duh-SHAHN-tay
 Foussenie Traore Foo-SEEN Tray-OR

30	Marucci, Rocco	CB
73	Mba, Chizi	OL
79	McCauley, JP	OL
76	McCormac, Ryan	DL
12	Mencer, Eli	LB
45	Metheny, Levi	LB
36	Morrison, Neil	LB
70	Nerolien, Nick	OL
32	Ngachie, Marcel	LB
11	Nicastro, Michael	LB
38	Nwaigwe, Nnamdi	CB
18	O'Malley, Ryan	QB
31	Ozoemena, Joel	LB
55	Pagan, Ben	DL
28	Parker, Cory	TE
57	Pitts, Brian	DL
52	Powell, Isaiah	DL
84	Reeves, Jerah	WR
80	Repetti, Lukas	TE
87	Reyes, Eugene	WR
75	Ritter, Luke	OL
1	Roberson, Zee	WR
25	Robinson, Jamal	CB
20	Rodgers Jr., Kendall	RB
99	Roena, Roberto	DL
64	Royster, Micah	OL
53	Russell, Terrence	DL
27	Sakowski, Kyle	S
77	Senn, Michael	OL
43	Specht, Hayden	S
42	Stark, Ethan	PK
33	Stycznski, John	WR
10	Sussman, Neven	QB
59	Thompson, DaSharnte	LB
16	Thompson, Jake	QB
90	Timmons, DaeSean	DL
35	Tobias, Ty	CB
95	Traore, Foussenie	DL
71	Wade, Tim	OL
41	Warnken, David	S
86	Wesneski, LJ	TE
74	Wierbinski, Adam	OL
46	Williams, Jamal	RB
83	Williams, Josh	WR
19	Wynn, Cameron	RB
23	Wynn, Josh	S
50	Young, Damian	LB

HEAD COACH GREG GATTUSO



Greg Gattuso enters his third season at the helm of the UAlbany football program in 2016.

With a 7-5 overall record and 3-5 mark in the CAA, Gattuso led the Great Danes to a six-win turnaround in his inaugural season in 2014. Going undefeated in non-conference play while opening the season with four straight victories, the Great Danes received votes in the national polls for 10 consecutive weeks. UAlbany appeared in The Sports Network Top-25 for four weeks, ranking as high as No. 23.

Enforcing discipline and care of the football, UAlbany led the nation in turnover margin (1.25) as well as fumble recoveries (20), while quarterback Will Fiacchi became UAlbany's all-time leading passer with 7,150 career yards and broke the program's single-season passing record with 2,636 yards.

Marking the University's second season as an associate member of the CAA, Gattuso led the Danes to the program's first three CAA wins, overcoming

Rhode Island, Maine, and Stony Brook.

Under Gattuso's direction, UAlbany had a group of seven players who were honored by the CAA. Running back Omar Osbourne was named to the second team, while tight end Brian Parker, offensive lineman Kevin Malloy, place kicker Patrick Toole, and linebacker Michael Nicastro were all named to the CAA's third team. In addition, wide receiver Jake Meek was the recipient of the Chuck Boone Leadership Award.

In 2015, the Danes earned CAA victories over Rhode Island and perennial power Delaware, and had three earn all-conference accolades. As a redshirt freshman, Julian Cox was named the Defensive Rookie of the Year and was named to the third team along with Kevin Malloy and Samuel Gray.

Greg Gattuso, a former head coach at Duquesne University and assistant head coach at both Pittsburgh and Maryland, was named the University at Albany's head football coach in December of 2013. Gattuso became the second football coach in the program's 41-varsity season history, taking the reins from program architect Bob Ford.

Throughout both his playing and coaching career, Gattuso boasts a long history of exceptional success. As a defensive lineman at Penn State, Gattuso helped lead the Nittany Lions to a national title in 1982. In his first collegiate head-coaching role, Gattuso piloted Duquesne to a 97-32 record during his 12-season tenure, and while making three bowl appearances at Pittsburgh, he turned the defensive line into one of the best in the nation as an assistant head coach and hauled in a top-10 recruiting class.

Gattuso came to UAlbany after spending three seasons as a member Randy Edsall's University of Maryland coaching staff. There, he led the defensive line that ranked among the top in the ACC and was



THE GATTUSO FILE

PERSONAL

Date of Birth May 18, 1962
Hometown Pittsburgh, Pa.
Alma Mater Penn State '83
Pronunciation ga-TWO-so
Wife Colleen
Children Jacqueline (28)
..... Kaitlin (23)

COACHING EXPERIENCE

University at Albany

2014-present Head Coach

University of Maryland

2012-13 . Defensive Line/Asst. Head Coach
2011..... Defensive Line

University of Pittsburgh

2008-10 . Defensive Line/Asst. Head Coach
2006-07 Defensive Line
2005-06 Tight Ends/Recruiting Coord.

Duquesne University

1993-2004 Head Coach
1992..... Assistant Coach
1987..... Assistant Coach

Seton La Salle (Pa.) High School

1989-1991 Head Coach
1985..... Junior Varsity Coach

Center Township (Pa.) High School

1986..... Defensive Coordinator

Penn State University

1984..... Graduate Assistant

PLAYING EXPERIENCE

Penn State University

1980-83 Defensive Lineman
1982..... National Champion

promoted to the position of assistant head coach in February 2012.

During his tenure with the Terrapins, Gattuso developed current New England Patriot Joe Vellano into an NFL-ready defensive lineman, as Vellano earned All-America and All-ACC honors. In addition, Gattuso tutored All-ACC defensive lineman A.J. Francis, who signed with the Miami Dolphins at the conclusion of his collegiate career.

Prior to Maryland, Gattuso spent six seasons at Pittsburgh (2005-10) where he turned the Panthers' defensive line into one of the team's major strengths. The line was one of the top sack producers in the nation, as Brandon Lindsey (10.0) and Jabaal Sheard (9.0) both ranked in the top 20 nationally in sacks during the 2010 regular season and Pittsburgh led the nation in that category in 2009 (3.6 per game). Gattuso developed three Big East Defensive Player of the Year winners, as Sheard received the honor in 2010, and defensive linemen Greg Romeus and Mick Williams shared the award in 2009.

Gattuso initially joined the Pitt staff as tight ends coach and recruiting coordinator in 2005. In his first season, he helped the Panthers sign a recruiting class rated 10th in the nation by Scout.com, 16th by ESPN.com and 21st by Rivals.com. He began coaching the defensive line in 2006 and was promoted to assistant head coach in 2008. Scout.com named Gattuso the Big East Recruiter of the Year in 2007. During his tenure, The Panthers logged a 26-12 overall record, a 15-6 mark in the Big East, and appeared in three bowl games.

Before Pitt, Gattuso had a successful 12-year stint (1993-2004) as head coach at Duquesne University where he built the Dukes into one of the most elite I-AA football programs in the nation. The winningest coach in school history, the Dukes went 97-32 (.752) under his direction, won eight Metro Atlantic Athletic Conference (MAAC) titles, made five bowl appearances, and captured the 2003 Mid-Major Division I-AA national championship.

The Western Pennsylvania native was twice named the national Mid-Major I-AA Coach of the Year and was a seven-time MAAC Coach of the Year. The Dukes dominated the conference during his tenure, going 66-7 (.904) in league play, including a 33-game winning streak.

Gattuso was an assistant coach at Duquesne in 1992 before taking over the head coaching post the following year.

From 1989-1991, he served as head coach at his high school alma mater, Seton-LaSalle. Taking over a team that went 6-34 during the four seasons prior to his arrival, Gattuso led the Rebels to a 28-10-1 mark (.731), including three WPIAL playoff berths, a WPIAL championship and Parkway Conference title.


During his playing career, Gattuso was named the Pittsburgh Post-Gazette's Class AA Player of the Year his senior season at Seton-LaSalle and was a two-time All-East defensive lineman at Penn State. He was a member of the Lions' 1982 national title team and graduated in 1983 with a bachelor's degree in administration and criminal justice.

Gattuso and his wife Colleen have two daughters, Jacqueline (28) and Kaitlin (23).

HEAD COACHING HISTORY

1993	Duquesne	4-6	
1994	Duquesne	6-4	
1995	Duquesne	10-1	ECAC Bowl
1996	Duquesne	10-1	ECAC Bowl
1997	Duquesne	7-3	
1998	Duquesne	8-3	
1999	Duquesne	8-3	
2000	Duquesne	10-1	
2001	Duquesne	8-3	ECAC Classic
2002	Duquesne	11-1	ECAC Classic
2003	Duquesne	8-3	ECAC Classic
2004	Duquesne	7-3	
2014	UAlbany	7-5	
2015	UAlbany	3-8	
2016	UAlbany	6-4	

Duquesne Totals	97-32 (.752)
UAlbany Totals	16-17 (.485)
Career Totals	113-49 (.698)



2016 COMBINED STATISTICS

Record: 6-4, 3-4 CAA

Date	Opponent	Score	Att.
Sep 02, 2016	at Buffalo	W 22-16	18657
* Sep 10, 2016	at Rhode Island	W 35-7	4511
Sep 17, 2016	HOLY CROSS	W 45-28	8040
Sep 24, 2016	SAINT FRANCIS (PA.)	W 20-9	6309
* Oct 08, 2016	#6 RICHMOND	L 30-36	9208
* Oct 15, 2016	at Maine	L 16-20	10443
* Oct 22, 2016	at #16 Villanova	L 13-24	5109
* Oct 29, 2016	ELON	W 27-3	3916
* Nov 05, 2016	DELAWARE	L 17-33	4412
* Nov 12, 2016	at #21 New Hampshire	W 36-25	7012

Rushing	gp	att	gain	loss	net	avg	td	lg	avg/g
Ibitokun-Hanks	10	244	1420	37	1383	5.7	16	65	138.3
Dione Alston	10	27	195	4	191	7.1	1	54	19.1
Neven Sussman	10	86	326	205	121	1.4	1	22	12.1
Kendall Rodgers	7	23	101	2	99	4.3	0	12	14.1
DJ Crook	1	5	15	3	12	2.4	0	8	12.0
Total	10	400	2080	296	1784	4.5	19	65	178.4
Opponents	10	424	2034	207	1827	4.3	13	44	182.7

Passing	gp	effic	comp-att-int	pct	yds	td	lg	avg/g
Neven Sussman	10	105.50	71-155-8	45.8	1017	7	51	101.7
Will Brunson	3	133.62	15-23-0	65.2	148	1	22	49.3
DJ Crook	1	123.14	4-7-0	57.1	55	0	23	55.0
Total	10	109.66	90-185-8	48.6	1220	8	51	122.0
Opponents	10	112.44	169-296-14	57.1	1930	9	51	193.0

Receiving	gp	no.	yds	avg	td	lg	avg/g
Zee Roberson	8	18	302	16.8	2	49	37.8
J. Crockett	10	16	318	19.9	3	51	31.8
A. Manzo-Lewis	10	13	218	16.8	1	45	21.8
Austin Ellis	10	13	136	10.5	0	32	13.6
Dione Alston	10	13	80	6.2	0	36	8.0
Ibitokun-Hanks	10	7	42	6.0	0	15	4.2
Jerah Reeves	7	6	68	11.3	0	22	9.7
Brad Harris	1	1	35	35.0	1	35	35.0
Tre Hopkins	4	1	9	9.0	0	9	2.2
Nic Ketter	10	1	6	6.0	1	6	0.6
Kendall Rodgers	7	1	6	6.0	0	6	0.9
Total	10	90	1220	13.6	8	51	122.0
Opponents	10	169	1930	11.4	9	51	193.0

Field Goals	fg	pct.	01-19	20-29	30-39	40-49	50-99	lg	blk
Ethan Stark	11-18	61.1	0-0	6-7	3-6	2-4	0-1	45	1

Scoring	td	fg	kick	PAT rush	rcv	pass	dxp	saf	pts
Ibitokun-Hanks	16	-	-	-	-	-	-	-	96
Ethan Stark	-	11-18	28-28	-	-	-	-	-	61
J. Crockett	3	-	-	-	1	-	-	-	20
Rayshan Clark	2	-	-	-	-	-	-	-	12
M. Nicastro	2	-	-	-	-	-	-	-	12
Zee Roberson	2	-	-	-	-	-	-	-	12
A. Manzo-Lewis	1	-	-	-	1	-	-	-	8
Brad Harris	1	-	-	-	1	-	-	-	8
Julian Cox	1	-	-	-	-	-	-	-	6
Neven Sussman	1	-	-	-	-	2-3	-	-	6
Dione Alston	1	-	-	-	-	-	-	-	6
Will Brunson	1	-	-	-	-	1-1	-	-	6
Nic Ketter	1	-	-	-	-	-	-	-	6
TEAM	-	-	-	-	-	-	1	-	2
Total	32	11-18	28-28	-	3	3-4	-	1	261
Opponents	23	13-17	20-20	1-3	-	-	-	1	201

Score by Quarters	1st	2nd	3rd	4th	OT	Total
UAlbany	37	71	38	105	10	261
Opponents	32	80	47	26	16	201

Record:	Overall	Home	Away	Neutral
All games	6-4	3-2	3-2	0-0
Conference	3-4	1-2	2-2	0-0
Non-Conference	3-0	2-0	1-0	0-0

Team Statistics	ALBANY	OPP
FIRST DOWNS	151	195
Rushing	92	97
Passing	45	84
Penalty	14	14
RUSHING YARDAGE	1784	1827
Rushing Attempts	400	424
Average Per Rush	4.5	4.3
Average Per Game	178.4	182.7
TDs Rushing	19	13
PASSING YARDAGE	1220	1930
Comp-Att-Int	90-185-8	169-296-14
Average Per Pass	6.6	6.5
Average Per Catch	13.6	11.4
Average Per Game	122.0	193.0
TDs Passing	8	9
TOTAL OFFENSE	3004	3757
Average Per Play	5.1	5.2
Average Per Game	300.4	375.7
KICK RETURNS: #-Yards	32-577	36-673
PUNT RETURNS: #-Yards	5-39	25-83
INT RETURNS: #-Yards	14-236	8-65
FUMBLES-LOST	10-5	21-13
PENALTIES-Yards	53-452	57-505
PUNTS-AVG	54-41.1	46-38.5
TIME OF POSSESSION/Game	28:30	31:30
3RD-DOWN Conversions	34/123	57/152
4TH-DOWN Conversions	6/11	9/20

Interceptions	no.	yds	avg	td	lg
Mason Gray	4	25	6.2	0	14
Rayshan Clark	3	81	27.0	2	36
M. Nicastro	3	134	44.7	1	80
Jamal Robinson	2	0	0.0	0	0
Kareem Brown	1	0	0.0	0	0
Kyle Sakowski	1	-4	-4.0	0	0

Punting	no.	yds	avg	lg	tb	fc	i20	50+	blk
Jon Martin	54	2221	41.1	57	3	6	17	10	0

Punt Returns	no.	yds	avg	td	lg
Cameron Wynn	5	39	7.8	0	23
Total	5	39	7.8	0	23
Opponents	25	83	3.3	0	10

Kick Returns	no.	yds	avg	td	lg
Dione Alston	19	347	18.3	0	29
Kareem Brown	5	123	24.6	0	43
Eli Mencer	2	48	24.0	0	27
A. Manzo-Lewis	2	15	7.5	0	9
Cory Parker	1	4	4.0	0	4
Nic Ketter	1	6	6.0	0	6
Power Lawrence	1	9	9.0	0	9
Kendall Rodgers	1	25	25.0	0	25
Total	32	577	18.0	0	43
Opponents	36	673	18.7	0	83

All Purpose	g	rush	rcv	pr	kr	ir	total	avg/g
Ibitokun-Hanks	10	1383	42	0	0	0	1425	142.5
Dione Alston	10	191	80	0	347	0	618	61.8
J. Crockett	10	-7	318	0	0	0	311	31.1
Zee Roberson	8	0	302	0	0	0	302	37.8
A. Manzo-Lewis	10	0	218	0	15	0	233	23.3
Total	10	1784	1220	39	577	236	3856	385.6
Opponents	10	1827	1930	83	673	65	4578	457.8

Total Offense	g	plays	rush	pass	total	avg/g
Ibitokun-Hanks	10	244	1383	0	1383	138.3
Neven Sussman	10	241	121	1017	1138	113.8
Dione Alston	10	27	191	0	191	19.1
Will Brunson	3	30	0	148	148	49.3
Kendall Rodgers	7	23	99	0	99	14.1
Total	10	585	1784	1220	3004	300.4
Opponents	10	720	1827	1930	3757	375.7

Tackles

Sacks

Pass defense

Fumbles

blkd

2016 TEAM STATISTICS

Team Statistics	ALBANY	OPP
SCORING	261	201
Points Per Game	26.1	20.1
Points Off Turnovers	47	24
FIRST DOWNS	151	195
Rushing	92	97
Passing	45	84
Penalty	14	14
RUSHING YARDAGE	1784	1827
Yards gained rushing	2080	2034
Yards lost rushing	296	207
Rushing Attempts	400	424
Average Per Rush	4.5	4.3
Average Per Game	178.4	182.7
TDs Rushing	19	13
PASSING YARDAGE	1220	1930
Comp-Att-Int	90-185-8	169-296-14
Average Per Pass	6.6	6.5
Average Per Catch	13.6	11.4
Average Per Game	122.0	193.0
TDs Passing	8	9
TOTAL OFFENSE	3004	3757
Total Plays	585	720
Average Per Play	5.1	5.2
Average Per Game	300.4	375.7
KICK RETURNS: #-Yards	32-577	36-673
PUNT RETURNS: #-Yards	5-39	25-83
INT RETURNS: #-Yards	14-236	8-65
KICK RETURN AVERAGE	18.0	18.7
PUNT RETURN AVERAGE	7.8	3.3
INT RETURN AVERAGE	16.9	8.1
FUMBLES-LOST	10-5	21-13
PENALTIES-Yards	53-452	57-505
Average Per Game	45.2	50.5
PUNTS-Yards	54-2221	46-1772
Average Per Punt	41.1	38.5
Net punt average	38.5	35.5
KICKOFFS-Yards	51-2940	41-2231
Average Per Kick	57.6	54.4
Net kick average	39.5	37.9
TIME OF POSSESSION/Game	28:30	31:30
3RD-DOWN Conversions	34/123	57/152
3rd-Down Pct	28%	38%
4TH-DOWN Conversions	6/11	9/20
4th-Down Pct	55%	45%
SACKS BY-Yards	20-114	30-186
MISC YARDS	-9	0
TOUCHDOWNS SCORED	32	23
FIELD GOALS-ATTEMPTS	11-18	13-17
ON-SIDE KICKS	0-1	0-1
RED-ZONE SCORES	(26-36) 72%	(28-35) 80%
RED-ZONE TOUCHDOWNS	(17-36) 47%	(18-35) 51%
PAT-ATTEMPTS	(28-28) 100%	(20-20) 100%
ATTENDANCE	31885	45732
Games/Avg Per Game	5/6377	5/9146
Neutral Site Games		0/0

Score by Quarters	1st	2nd	3rd	4th	OT	Total
UAlbany	37	71	38	105	10	261
Opponents	32	80	47	26	16	201

2016 TEAM STATISTICS

		Rushing				Receiving				Passing				Kick Returns				Punt Returns				tot		
Date	Opponent	no.	yds	td	lg	no.	yds	td	lg	cmp	att	int	yds	td	lg	no.	yds	td	lg	no.	yds	td	lg	tot off
Sep 02	at Buffalo	33	125	1	33	14	113	2	35	14	21	0	113	2	35	5	123	0	43	0	0	0	0	238
Sep 10	at Rhode Island	52	252	3	28	6	62	0	23	6	16	1	62	0	23	1	16	0	16	2	3	0	3	314
Sep 17	HOLY CROSS	43	220	4	40	8	183	2	49	8	12	0	183	2	49	4	91	0	29	0	0	0	0	403
Sep 24	SAINT FRANCIS (PA.)	36	168	1	54	7	83	1	30	7	15	1	83	1	30	1	27	0	27	0	0	0	0	251
Oct 08	RICHMOND	34	92	2	19	13	211	1	51	13	35	2	211	1	51	5	82	0	27	1	8	0	8	303
Oct 15	at Maine	38	148	1	22	10	187	0	45	10	26	1	187	0	45	3	31	0	16	1	23	0	23	335
Oct 22	at Villanova	35	108	1	65	9	53	0	20	9	18	1	53	0	20	2	27	0	14	0	0	0	0	161
Oct 29	ELON	56	288	1	23	5	34	0	9	5	9	0	34	0	9	2	39	0	26	0	0	0	0	322
Nov 05	DELAWARE	27	88	1	33	6	148	1	50	6	13	2	148	1	50	5	76	0	25	1	5	0	5	236
Nov 12	at New Hampshire	46	295	4	44	12	146	1	22	12	20	0	146	1	22	4	65	0	25	0	0	0	0	441
UAlbany		400	1784	19	65	90	1220	8	51	90	185	8	1220	8	51	32	577	0	43	5	39	0	23	3004
		424	1827	13	44	169	1930	9	51	169	296	14	1930	9	51	36	673	0	83	25	83	0	10	3757

Games: 10 • Avg/rush: 4.5 • Avg/catch: 13.6 • Pass effic: 109.66 • KR avg: 18.0 • PR avg: 7.8 • All purpose avg/game: 385.6 • Total offense avg/gm: 300.4

		Tackles				Sacks	Fumble		Pass Defense			blkd	PAT Attempts			off		
Date	Opponent	ua	a	total	tfl-yds	no-yds	ff	fr-yds	int-yds	qbh	brup	kick	kick	rush	rcv	saf	t/o	pts
Sep 02	at Buffalo	52	36	88	5.0-22	3.0-18	1	1-0	3-34	1	4	0	2-2	0	1	0	7	22
Sep 10	at Rhode Island	36	20	56	4.0-18	1.0-7	2	1-0	3-106	0	1	0	5-5	0	0	0	0	35
Sep 17	HOLY CROSS	43	56	99	5.0-22	3.0-17	3	3-6	1-10	6	6	0	6-6	0	0	0	10	45
Sep 24	SAINT FRANCIS (PA.)	27	68	95	3.0-6	0.0-0	2	2-16	2-0	3	4	0	2-2	0	0	0	3	20
Oct 08	RICHMOND	45	56	101	7.0-25	3.0-16	2	1-0	2-36	2	3	0	3-3	0	0	0	3	30
Oct 15	at Maine	20	56	76	3.0-4	0.0-0	1	1-0	1-0	0	7	0	0-0	0	1	1	3	16
Oct 22	at Villanova	41	52	93	8.0-31	4.0-20	1	2-40	0-0	0	1	0	1-1	0	0	0	7	13
Oct 29	ELON	24	48	72	5.0-13	2.0-9	1	1-12	1-36	2	2	0	3-3	0	0	0	14	27
Nov 05	DELAWARE	35	62	97	1.0-2	0.0-0	0	1-0	0-0	0	0	0	2-2	0	0	0	0	17
Nov 12	at New Hampshire	51	18	69	7.0-31	4.0-27	1	0-0	1-14	2	4	0	4-4	0	1	0	0	36
UAlbany		374	472	846	48.0-174	20.0-114	14	13-74	14-236	16	32	0	28-28	0	3	1	47	261
		303	363	666	64.0-261	30.0-186	7	5-6	8-65	4	28	1	20-20	1	0	1	24	201

		Punting										Field Goals			Kickoffs				
Date	Opponent	no.	yds	avg	long	blkd	tb	fc	50+	i20	md-att	long	blkd	no.	yds	avg	tb	ob	
Sep 02	at Buffalo	7	315	45.0	57	0	0	0	1	1	0-2	0	0	4	244	61.0	1	1	
Sep 10	at Rhode Island	7	288	41.1	55	0	1	0	2	2	0-0	0	0	6	374	62.3	1	0	
Sep 17	HOLY CROSS	4	165	41.2	55	0	0	0	1	2	1-2	42	0	8	466	58.2	4	1	
Sep 24	SAINT FRANCIS (PA.)	5	198	39.6	44	0	1	1	0	2	2-3	37	0	5	278	55.6	0	0	
Oct 08	RICHMOND	6	243	40.5	56	0	0	1	1	2	3-4	45	0	5	293	58.6	2	0	
Oct 15	at Maine	7	294	42.0	52	0	1	4	3	4	2-3	39	1	4	236	59.0	0	0	
Oct 22	at Villanova	7	277	39.6	48	0	0	0	0	2	0-0	0	0	2	135	67.5	2	0	
Oct 29	ELON	5	205	41.0	57	0	0	0	1	1	2-2	23	0	6	351	58.5	0	0	
Nov 05	DELAWARE	2	101	50.5	53	0	0	0	1	0	1-1	36	0	5	281	56.2	0	0	
Nov 12	at New Hampshire	4	135	33.8	44	0	0	0	0	1	0-1	0	0	6	282	47.0	0	1	
UAlbany		54	2221	41.1	57	0	3	6	10	17	11-18	45	1	51	2940	57.6	10	3	
		46	1772	38.5	56	0	5	19	4	10	13-17	50	0	41	2231	54.4	4	5	

2016 INDIVIDUAL STATISTICS

SEASON										CAREER									
Rushing																			
	gp	att	gain	loss	net	avg	td	lg	avg/g		gp	att	gain	loss	net	avg	td	lg	avg/g
Ibitokun-Hanks	10	244	1420	37	1383	5.7	16	65	138.3		21	348	2052	60	1992	5.7	18	65	94.9
Dione Alston	10	27	195	4	191	7.1	1	54	19.1		21	45	261	18	243	5.4	1	54	11.6
Neven Sussman	10	86	326	205	121	1.4	1	22	12.1		20	134	503	277	226	1.7	3	24	11.3
Kendall Rodgers	7	23	101	2	99	4.3	0	12	14.1		7	23	101	2	99	4.3	0	12	14.1
DJ Crook	1	5	15	3	12	2.4	0	8	12.0		11	45	232	60	172	3.8	2	63	15.6
Will Brunson	3	7	21	21	0	0.0	1	6	0.0		3	7	21	21	0	0.0	1	6	0.0
Cory Parker	6	1	0	4	-4	-4.0	0	0	-0.7		20	1	0	4	-4	-4.0	0	0	-0.2
J. Crockett	10	2	2	9	-7	-3.5	0	2	-0.7		19	2	2	9	-7	-3.5	0	2	-0.4
TEAM	4	5	0	11	-11	-2.2	0	0	-2.8										
Total	10	400	2080	296	1784	4.5	19	65	178.4										
Opponents	10	424	2034	207	1827	4.3	13	44	182.7										
Passing																			
	gp	effc	comp-att-int	pct	yds	td	lg	avg/g			gp	effc	comp-att-int	pct	yds	td	lg	avg/g	
Neven Sussman	10	105.50	71-155-8	45.8	1017	7	51	101.7			20	89.71	113-260-16	43.5	1459	9	51	72.9	
Will Brunson	3	133.62	15-23-0	65.2	148	1	22	49.3			3	133.62	15-23-0	65.2	148	1	22	49.3	
DJ Crook	1	123.14	4-7-0	57.1	55	0	23	55.0			11	106.11	115-215-8	53.5	1223	8	49	111.2	
Total	10	109.66	90-185-8	48.6	1220	8	51	122.0											
Opponents	10	112.44	169-296-14	57.1	1930	9	51	193.0											
Receiving																			
	gp	no.	yds	avg	td	lg	avg/g				gp	no.	yds	avg	td	lg	avg/g		
Zee Roberson	8	18	302	16.8	2	49	37.8				19	64	733	11.5	4	49	38.6		
J. Crockett	10	16	318	19.9	3	51	31.8				19	30	467	15.6	3	51	24.6		
A. Manzo-Lewis	10	13	218	16.8	1	45	21.8				21	30	405	13.5	4	45	19.3		
Austin Ellis	10	13	136	10.5	0	32	13.6				10	13	136	10.5	0	32	13.6		
Dione Alston	10	13	80	6.2	0	36	8.0				21	15	88	5.9	0	36	4.2		
Ibitokun-Hanks	10	7	42	6.0	0	15	4.2				21	11	67	6.1	0	15	3.2		
Jerah Reeves	7	6	68	11.3	0	22	9.7				7	6	68	11.3	0	22	9.7		
Brad Harris	1	1	35	35.0	1	35	35.0				24	59	921	15.6	5	57	38.4		
Tre Hopkins	4	1	9	9.0	0	9	2.2				4	1	9	9.0	0	9	2.2		
Nic Ketter	10	1	6	6.0	1	6	0.6				34	16	227	14.2	4	41	6.7		
Kendall Rodgers	7	1	6	6.0	0	6	0.9				7	1	6	6.0	0	6	0.9		
Total	10	90	1220	13.6	8	51	122.0												
Opponents	10	169	1930	11.4	9	51	193.0												
Total Offense																			
	g	plays	rush	pass	total	avg/g					g	plays	rush	pass	total	avg/g			
Ibitokun-Hanks	10	244	1383	0	1383	138.3					21	348	1992	0	1992	94.9			
Neven Sussman	10	241	121	1017	1138	113.8					20	394	226	1459	1685	84.2			
Dione Alston	10	27	191	0	191	19.1					21	45	243	0	243	11.6			
Will Brunson	3	30	0	148	148	49.3					3	30	0	148	148	49.3			
Kendall Rodgers	7	23	99	0	99	14.1					7	23	99	0	99	14.1			
DJ Crook	1	12	12	55	67	67.0					11	260	172	1223	1395	126.8			
Cory Parker	6	1	-4	0	-4	-0.7					20	1	-4	0	-4	-0.2			
J. Crockett	10	2	-7	0	-7	-0.7					19	2	-7	0	-7	-0.4			
TEAM	4	5	-11	0	-11	-2.8													
Total	10	585	1784	1220	3004	300.4													
Opponents	10	720	1827	1930	3757	375.7													

2016 INDIVIDUAL STATISTICS

SEASON									CAREER									
Scoring	td	fg	PAT				dxd	saf	pts	td	fg	PAT				dxd	saf	pts
			kick	rush	rcv	pass						kick	rush	rcv	pass			
Ibitokun-Hanks	16	-	-	-	-	-	-	-	96	18	-	-	-	-	-	-	-	108
Ethan Stark	-	11-18	28-28	-	-	-	-	-	61	-	11-18	28-28	-	-	-	-	-	61
J. Crockett	3	-	-	-	1	-	-	-	20	3	-	-	-	1	-	-	-	20
Zee Roberson	2	-	-	-	-	-	-	-	12	4	-	-	-	-	-	-	-	24
M. Nicastro	2	-	-	-	-	-	-	-	12	2	-	-	-	-	-	-	-	12
Rayshan Clark	2	-	-	-	-	-	-	-	12	2	-	-	-	-	-	-	-	12
Brad Harris	1	-	-	-	1	-	-	-	8	5	-	-	-	1	-	-	-	32
A. Manzo-Lewis	1	-	-	-	1	-	-	-	8	4	-	-	-	1	-	-	-	26
Julian Cox	1	-	-	-	-	-	-	-	6	1	-	-	-	-	-	-	-	6
Neven Sussman	1	-	-	-	-	2-3	-	-	6	3	-	-	-	-	2-3	-	-	18
Dione Alston	1	-	-	-	-	-	-	-	6	2	-	-	-	-	-	-	-	12
Nic Ketter	1	-	-	-	-	-	-	-	6	4	-	-	-	-	-	-	-	24
Will Brunson	1	-	-	-	-	1-1	-	-	6	1	-	-	-	-	1-1	-	-	6
TEAM	-	-	-	-	-	-	-	1	2									
Total	32	11-18	28-28	-	3	3-4	-	1	261									
Opponents	23	13-17	20-20	1-3	-	-	-	1	201									

Punt Returns	no.	yds	avg	td	lg	no.	yds	avg	td	lg
Cameron Wynn	5	39	7.8	0	23	7	57	8.1	0	23
Total	5	39	7.8	0	23					
Opponents	25	83	3.3	0	10					

Kick Returns	no.	yds	avg	td	lg	no.	yds	avg	td	lg
Dione Alston	19	347	18.3	0	29	56	1168	20.9	1	96
Kareem Brown	5	123	24.6	0	43	5	123	24.6	0	43
A. Manzo-Lewis	2	15	7.5	0	9	2	15	7.5	0	9
Eli Mencer	2	48	24.0	0	27	2	48	24.0	0	27
Cory Parker	1	4	4.0	0	4	3	14	4.7	0	10
Kendall Rodgers	1	25	25.0	0	25	1	25	25.0	0	25
Nic Ketter	1	6	6.0	0	6	3	17	5.7	0	11
Power Lawrence	1	9	9.0	0	9	1	9	9.0	0	9
Total	32	577	18.0	0	43					
Opponents	36	673	18.7	0	83					

Interceptions	no.	yds	avg	td	lg	no.	yds	avg	td	lg
Mason Gray	4	25	6.2	0	14	5	26	5.2	0	14
M. Nicastro	3	134	44.7	1	80	5	172	34.4	1	80
Rayshan Clark	3	81	27.0	2	36	7	128	18.3	2	36
Jamal Robinson	2	0	0.0	0	0	4	0	0.0	0	0
Kyle Sakowski	1	-4	-4.0	0	0	5	44	8.8	0	24
Kareem Brown	1	0	0.0	0	0	1	0	0.0	0	0
Total	14	236	16.9	3	80					
Opponents	8	65	8.1	1	28					

Fumble Returns	no.	yds	avg	td	lg	no.	yds	avg	td	lg
Josh Wynn	1	16	16.0	0	16	1	16	16.0	0	16
M. Nicastro	1	40	40.0	1	40	3	129	43.0	1	49
Brian Dolce	1	6	6.0	0	6	1	6	6.0	0	6
Julian Cox	1	12	12.0	1	12	1	12	12.0	1	12
Total	4	74	18.5	2	40					
Opponents	2	6	3.0	0	3					

2016 INDIVIDUAL STATISTICS

	SEASON								CAREER							
All Purpose	g	rush	rcv	pr	kr	ir	total	avg/g	g	rush	rcv	pr	kr	ir	total	avg/g
Ibitokun-Hanks	10	1383	42	0	0	0	1425	142.5	21	1992	67	0	0	0	2059	98.0
Dione Alston	10	191	80	0	347	0	618	61.8	21	243	88	0	1168	0	1499	71.4
J. Crockett	10	-7	318	0	0	0	311	31.1	19	-7	467	0	0	0	460	24.2
Zee Roberson	8	0	302	0	0	0	302	37.8	19	8	733	0	0	0	741	39.0
A. Manzo-Lewis	10	0	218	0	15	0	233	23.3	21	0	405	0	15	0	420	20.0
Austin Ellis	10	0	136	0	0	0	136	13.6	10	0	136	0	0	0	136	13.6
M. Nicastro	10	0	0	0	0	134	134	13.4	35	0	0	0	0	172	172	4.9
Kendall Rodgers	7	99	6	0	25	0	130	18.6	7	99	6	0	25	0	130	18.6
Kareem Brown	10	0	0	0	123	0	123	12.3	10	0	0	0	123	0	123	12.3
Neven Sussman	10	121	0	0	0	0	121	12.1	20	226	0	0	0	0	226	11.3
Rayshan Clark	10	0	0	0	0	81	81	8.1	45	0	0	0	95	128	223	5.0
Jerah Reeves	7	0	68	0	0	0	68	9.7	7	0	68	0	0	0	68	9.7
Eli Mencer	9	0	0	0	48	0	48	5.3	9	0	0	0	48	0	48	5.3
Cameron Wynn	10	0	0	39	0	0	39	3.9	17	0	0	57	0	0	57	3.4
Brad Harris	1	0	35	0	0	0	35	35.0	24	7	921	0	0	0	928	38.7
Mason Gray	10	0	0	0	0	25	25	2.5	21	0	0	0	0	26	26	1.2
DJ Crook	1	12	0	0	0	0	12	12.0	11	172	0	0	0	0	172	15.6
Nic Ketter	10	0	6	0	6	0	12	1.2	34	0	227	0	17	0	244	7.2
Tre Hopkins	4	0	9	0	0	0	9	2.2	4	0	9	0	0	0	9	2.2
Power Lawrence	10	0	0	0	9	0	9	0.9	21	0	0	0	9	0	9	0.4
Kyle Sakowski	3	0	0	0	0	-4	-4	-1.3	22	0	0	0	0	44	44	2.0
TEAM	4	-11	0	0	0	0	-11	-2.8								
Total	10	1784	1220	39	577	236	3856	385.6								
Opponents	10	1827	1930	83	673	65	4578	457.8								

Field Goals	att	good	long	blkd	att	good	long	blkd
Ethan Stark	18	11	45	1	18	11	45	1
Total	18	11	45	1				
Opponents	17	13	50	0				

Punting	no.	yds	avg	lg	blk	no.	yds	avg	lg	blk
Jon Martin	54	2221	41.1	57	0	238	9581	40.3	76	2
Total	54	2221	41.1	57	0					
Opponents	46	1772	38.5	56	0					

Kickoffs	no.	yds	avg	tb	ob	no.	yds	avg	tb	ob
Ethan Stark	50	2901	58.0	10	3	63	3627	57.6	12	3
Jon Martin	1	39	39.0	0	0	49	2707	55.2	1	0
Total	51	2940	57.6	10	3					
Opponents	41	2231	54.4	4	5					

2016 INDIVIDUAL STATISTICS

SEASON													CAREER										
##	Defensive Leaders	gp	ua	a	total	tfl	sack	int	pbu	fr	ff	blk	gp	ua	a	total	tfl	sack	int	pbu	fr	ff	blk
11	M. Nicastrò	10	45	68	113	2.5		3	2	3	1		35	130	167	297	16.5	6.5	5	4	7	1	
44	Abner Logan	10	34	52	86	4.0	2.0		1	2			10	34	52	86	4.0	2.0		1	2		
23	Josh Wynn	10	33	43	76	2.0	1.5			1	1		18	36	47	83	2.0	1.5			1	1	
9	M. Hoskins	10	27	47	74	10.0	6.0		1		2		33	67	73	140	23.0	15.5		3		7	
8	Mason Gray	10	40	19	59	1.0		4	5		2		21	67	30	97	1.5		5	6		3	
25	Jamal Robinson	10	31	20	51	0.0			2	6			33	108	49	157	2.0		4	20	1	1	
36	Neil Morrison	10	22	24	46	4.5	1.0			1			39	69	52	121	10.0	3.0	1	2	4	1	
81	Brian Dolce	10	17	28	45	5.5	2.0		2	1			12	17	28	45	5.5	2.0		2	1		
90	D. Timmons	9	14	29	43	4.0			2		2		29	24	48	72	7.0			2		3	
15	Rayshan Clark	10	21	18	39	3.5		3	7	1	1		45	118	62	180	9.0	1.0	7	31	5	3	
6	Julian Cox	10	15	23	38	1.5	0.5		1	1			21	72	60	132	7.5	3.5	1	3	3	2	
22	Kareem Brown	10	20	15	35	2.0		1	3		1		10	20	15	35	2.0		1	3		1	
54	Nick Dillon	10	4	20	24	0.5							10	4	20	24	0.5						
12	Eli Mencer	9	5	14	19	1.0	1.5			1	1		9	5	14	19	1.0	1.5			1	1	
27	Kyle Sakowski	3	10	5	15	0.0		1	1				22	72	67	139	2.5	1.0	5	12	3	2	
51	Nate Hatalasky	8	7	5	12	0.0							22	15	16	31	2.5						
94	Nick Griffin	9	4	7	11	3.5	3.0			1	1		15	5	8	13	3.5	3.0			1	1	
52	Isaiah Powell	10	3	5	8	1.0	1.5				1		12	3	6	9	1.5	1.5				1	
30	Rocco Marucci	6	1	6	7	0.0							6	1	6	7	0.0						
95	F. Traore	10		6	6	0.5							10		6	6	0.5						
35	Ty Tobias	8	3	2	5	0.0							8	3	2	5	0.0						
59	D. Thompson	1	4		4	1.0	1.0						11	43	30	73	6.0	1.0		2	1	1	
67	Kevin Malloy	10	2	1	3	0.0							45	2	1	3	0.0						
48	Prince Klutsey	4	2	1	3	0.0							10	2	4	6	0.0						
55	Ben Pagan	2	1	1	2	0.0							8	1	1	2	0.0						
29	Tyler Carswell	6		2	2	0.0							6		2	2	0.0						
32	Marcel Ngachie	1		2	2	0.0							24	33	41	74	12.0	2.5				2	
19	Cameron Wynn	10	1	1	2	0.0							17	2	2	4	0.0						
4	J. Crockett	10		2	2	0.0							19	3	2	5	0.0						
3	Dione Alston	10	1	1	2	0.0							21	2	1	3	0.0						
79	JP McCauley	8		1	1	0.0							13		1	1	0.0						
24	Ibitokun-Hanks	10	1		1	0.0							21	1		1	0.0						
TM	TEAM	4	1		1	0.0				1	1												
5	A. Asanpaola	5		1	1	0.0							25	6	12	18	0.0				1		
62	Paul Casanzio	10		1	1	0.0							11		1	1	0.0						
49	A. Manzo-Lewis	10	1		1	0.0							21	3		3	0.0						
33	John Stycznski	1		1	1	0.0							1		1	1	0.0						
28	Cory Parker	6	1		1	0.0							20	2	1	3	0.0				1		
71	Tim Wade	10		1	1	0.0							22		1	1	0.0						
50	Damian Young	8	1		1	0.0							28	8	10	18	0.0		1				
42	Ethan Stark	10	1		1	0.0							15	1		1	0.0						
98	Dean Grogg	6	1		1	0.0							6	1		1	0.0						
	Total	10	374	472	846	48	20	14	32	13	14												
	Opponents	10	303	363	666	64	30	8	28	5	7	1											

2016 TEAM STATISTICS

Opponent	Score	Total	Rush	Pass	Pen	Number-Yards	Comp-Att-Int	Yards	Plays-Yards	Yards	Overs
Buffalo	22-16	12 / 23	5 / 11	4 / 10	3 / 2	33-125 / 48-226	14-21-0 / 17-34-3	113 / 177	54-238 / 82-403	157 / 66	0 / 4
Rhode Island	35-7	18 / 11	15 / 5	2 / 6	1 / 0	52-252 / 30-146	6-16-1 / 12-29-3	62 / 150	68-314 / 59-296	125 / 95	2 / 4
HOLY CROSS	45-28	17 / 31	12 / 11	5 / 18	0 / 2	43-220 / 38-118	8-12-0 / 35-55-1	183 / 353	55-403 / 93-471	107 / 52	0 / 4
SAINT FRANCIS (PA.)	20-9	14 / 18	7 / 6	5 / 11	2 / 1	36-168 / 35-145	7-15-1 / 20-34-2	83 / 270	51-251 / 69-415	43 / 80	1 / 4
RICHMOND	30-36	16 / 25	6 / 13	8 / 12	2 / 0	34-92 / 51-184	13-35-2 / 21-36-2	211 / 249	69-303 / 87-433	126 / 59	2 / 3
Maine	16-20	14 / 17	7 / 9	6 / 8	1 / 0	38-148 / 44-187	10-26-1 / 11-23-1	187 / 280	64-335 / 67-467	54 / 155	1 / 2
Villanova	13-24	10 / 22	5 / 13	3 / 5	2 / 4	35-108 / 57-269	9-18-1 / 9-15-0	53 / 82	53-161 / 72-351	67 / 23	2 / 2
ELON	27-3	21 / 9	19 / 6	2 / 3	0 / 0	56-288 / 25-110	5-9-0 / 15-27-1	34 / 119	65-322 / 52-229	87 / 101	0 / 2
DELAWARE	17-33	7 / 16	3 / 14	4 / 2	0 / 0	27-88 / 56-260	6-13-2 / 8-8-0	148 / 56	40-236 / 64-316	81 / 148	5 / 1
New Hampshire	36-25	22 / 23	13 / 9	6 / 9	3 / 5	46-295 / 40-182	12-20-0 / 21-35-1	146 / 194	66-441 / 75-376	79 / 48	0 / 1
Totals	261-201	151 / 195	92 / 97	45 / 84	14 / 14	400-1784 / 424-1827	90-185-8 / 169-296-14	1220 / 1930	585-3004 / 720-3757	926 / 827	13 / 27

Opponent	3rd Down Conversions	4th Down Conversions	Time of Possession	TOP Margin	Avg Yds/Rush	Avg Yds/Pass	Avg Yds/Play	Punting Number-Avg	Penalties Number-Yards	Sacks
Buffalo	1-11 / 5-17	0-0 / 1-2	27:08 / 32:52	-5:44	3.8 / 4.7	5.4 / 5.2	4.4 / 4.9	7-45.0 / 4-44.0	9-79 / 9-83	3 / 2
Rhode Island	4-13 / 2-13	1-1 / 0-1	34:01 / 25:59	8:02	4.8 / 4.9	3.9 / 5.2	4.6 / 5.0	7-41.1 / 7-41.6	5-39 / 6-59	1 / 2
HOLY CROSS	5-11 / 12-20	0-0 / 3-4	28:08 / 31:52	-3:44	5.1 / 3.1	15.2 / 6.4	7.3 / 5.1	4-41.2 / 4-30.5	6-58 / 2-20	3 / 1
SAINT FRANCIS (PA.)	1-10 / 6-15	1-1 / 1-1	26:29 / 33:31	-7:02	4.7 / 4.1	5.5 / 7.9	4.9 / 6.0	5-39.6 / 4-33.8	2-10 / 5-50	0 / 4
RICHMOND	4-16 / 9-19	1-2 / 1-1	24:08 / 35:52	-11:44	2.7 / 3.6	6.0 / 6.9	4.4 / 5.0	6-40.5 / 5-40.0	4-33 / 6-60	3 / 4
Maine	4-15 / 5-14	0-1 / 0-2	32:24 / 27:36	4:48	3.9 / 4.2	7.2 / 12.2	5.2 / 7.0	7-42.0 / 5-37.2	2-15 / 6-55	0 / 1
Villanova	4-14 / 4-12	0-2 / 1-3	25:35 / 34:25	-8:50	3.1 / 4.7	2.9 / 5.5	3.0 / 4.9	7-39.6 / 3-44.7	8-75 / 5-40	4 / 9
ELON	4-13 / 3-14	2-2 / 0-0	37:44 / 22:16	15:28	5.1 / 4.4	3.8 / 4.4	5.0 / 4.4	5-41.0 / 8-36.5	5-35 / 6-50	2 / 3
DELAWARE	5-10 / 6-14	0-0 / 1-1	19:01 / 40:59	-21:58	3.3 / 4.6	11.4 / 7.0	5.9 / 4.9	2-50.5 / 4-43.2	3-15 / 5-35	0 / 3
New Hampshire	2-10 / 5-14	1-2 / 1-5	30:26 / 29:34	0:52	6.4 / 4.6	7.3 / 5.5	6.7 / 5.0	4-33.8 / 2-31.5	9-93 / 7-53	4 / 1
Totals	34-123 / 57-152	6-11 / 9-20	285:04 / 314:56	-29:52	4.5 / 4.3	6.6 / 6.5	5.1 / 5.2	54-41.1 / 46-38.5	53-452 / 57-505	20 / 30

Note: Game totals are displayed in the format TEAM/OPPONENT for each category

UALBANY VS. OPPONENTS ALL-TIME

Opponent	W	L	Last Meeting	Monmouth	11	4	2012 (55-24, W)
Albright	0	2	1976 (28-7, L)	Montana	0	2	2007 (35-14, L)
Alfred	7	5	1994 (20-19, L)	NEW HAMPSHIRE	1	4	2016 (36-25, W)
American Int'l	3	0	1998 (25-24, W)	New Haven	1	2	1986 (45-28, L)
Brockport	14	4	1994 (25-13, L)	New York Tech	1	0	1981 (41-7, W)
Brooklyn	1	0	1979 (56-0, W)	Niagara	1	0	1973 (75-9, W)
Brown	0	2	2004 (35-7, L)	Nichols	1	1	1974 (32-8, W)
Bryant	2	2	2012 (31-14, W)	Northeastern	0	2	2003 (51-0, L)
BUFFALO	8	5	2016 (22-16, W)	Norwich	14	6	1994 (45-20, W)
Canisius	2	0	2002 (24-22, W)	Old Dominion	0	1	2013 (66-10, L)
Central Connecticut	13	6	2014 (19-0, W)	Pace	4	1	1998 (17-0, W)
Central Florida	1	0	1980 (28-17, W)	Plattsburgh	6	0	1978 (32-7, W)
Colgate	3	2	2014 (24-17, W)	Plymouth State	1	0	1985 (33-21, W)
Columbia	2	0	2014 (42-7, W)	R.I.T.	5	0	1977 (13-3, W)
Cortland	8	10	1994 (30-29, L)	Rensselaer	7	1	1996 (17-7, W)
Cornell	0	1	2006 (23-21, L)	RHODE ISLAND	3	1	2016 (35-7, W)
Curry	2	0	1974 (50-23, W)	RICHMOND	0	4	2016 (36-30, L, 3OT)
C.W. Post	1	2	1998 (24-16, L)	Robert Morris	8	6	2012 (35-10, W)
Dayton	0	2	2007 (42-21, L)	Rowan	0	2	2000 (31-3, L)
DELAWARE	2	4	2016 (33-17, L)	Sacred Heart	13	2	2012 (23-20, W)
Drake	0	1	2002 (49-42, L)	Salisbury State	4	0	1994 (44-20, W)
Duquesne	6	2	2015 (17-14, W)	Siena	1	0	1973 (71-8, W)
ELON	1	0	2016 (27-3, W)	Southern Conn.	9	6	1998 (24-14, W)
Florida Atlantic	0	1	2001 (27-9, L)	Springfield	4	10	1994 (24-13, L)
Florida Int'l	0	1	2002 (35-26, L)	ST. FRANCIS, PA.	15	0	2016 (20-9, W)
Fordham	4	4	2007 (23-20, W)	St. John's	2	0	2001 (31-6, W)
Gannon	1	0	1996 (40-29, W)	St. Lawrence	6	5	1997 (49-0, W)
Georgia Southern	0	1	2009 (29-26, L)	St. Peter's	1	0	2003 (64-9, W)
Hampden-Sydney	1	0	1977 (51-45, W)	Stephen F. Austin	0	1	2010 (59-14, L)
Hobart	1	0	1979 (10-0, W)	Stonehill	2	0	1998 (52-0, W)
Hofstra	3	11	2008 (22-16, W)	STONY BROOK	10	7	2015 (20-2, L)
HOLY CROSS	2	1	2016 (45-28, W)	New Jersey	0	2	1996 (38-18, L)
Ithaca	5	14	1994 (22-11, L)	Towson	2	2	2013 (44-17, L)
Jacksonville	1	0	2008 (28-0, W)	Union	4	9	1997 (54-0, W)
James Madison	0	3	2015 (42-28, L)	U.S. Mer. Marine	0	1	1978 (14-8, L)
King's (Pa.)	2	0	1996 (49-21, W)	VILLANOVA	0	3	2016 (24-13, L)
Lehigh	1	1	2006 (17-16, W)	Wagner	14	2	2012 (30-0, L)
MAINE	5	5	2016 (20-16, L)	W. Connecticut	6	1	1993 (50-6, W)
Marist	3	0	1984 (43-0, W)	Widener	0	1	1977 (33-15, L)
Massachusetts	0	3	2009 (44-7, L)	William Paterson	1	1	1994 (41-25, L)
Mass.-Lowell	3	0	1999 (40-0, W)	Yale	1	0	2010 (23-20, W)
Mass. Maritime	1	0	1974 (75-6, W)	Youngstown State	0	1	2012 (31-24, L)
Mercyhurst	1	0	1996 (20-10, W)				
Merrimack	2	0	1998 (24-6, W)				

2016 OPPONENTS IN BOLD

2016 GAME HIGHS

UALBANY INDIVIDUAL GAME HIGHS

Rushes	39	Ibitokun-Hanks at New Hampshire (Nov 12, 2016)
Yards Rushing	298	Ibitokun-Hanks at New Hampshire (Nov 12, 2016)
TD Rushes	4	Ibitokun-Hanks vs Holy Cross (Sep 17, 2016)
Long Rush	65	Ibitokun-Hanks at Villanova (Oct 22, 2016)
Pass attempts	35	Neven Sussman vs Richmond (Oct 08, 2016)
Pass completions	14	Neven Sussman at Buffalo (Sep 02, 2016)
Yards Passing	211	Neven Sussman vs Richmond (Oct 08, 2016)
TD Passes	2	Neven Sussman at Buffalo (Sep 02, 2016)
	2	Neven Sussman vs Holy Cross (Sep 17, 2016)
Long Pass	51	Neven Sussman vs Richmond (Oct 08, 2016)
Receptions	5	Zee Roberson at Buffalo (Sep 02, 2016)
	5	Zee Roberson vs Richmond (Oct 08, 2016)
Yards Receiving	108	Zee Roberson vs Holy Cross (Sep 17, 2016)
TD Receptions	2	Zee Roberson vs Holy Cross (Sep 17, 2016)
Long Reception	51	J. Crockett vs Richmond (Oct 08, 2016)
Field Goals	3	Ethan Stark vs Richmond (Oct 08, 2016)
Long Field Goal	45	Ethan Stark vs Richmond (Oct 08, 2016)
Punts	7	Jon Martin at Buffalo (Sep 02, 2016)
	7	Jon Martin at Rhode Island (Sep 10, 2016)
	7	Jon Martin at Maine (Oct 15, 2016)
	7	Jon Martin at Villanova (Oct 22, 2016)
Punting Avg	50.5	Jon Martin vs DELAWARE (Nov 05, 2016)
Long Punt	57	Jon Martin at Buffalo (Sep 02, 2016)
	57	Jon Martin vs ELON (Oct 29, 2016)
Punts inside 20	4	Jon Martin at Maine (Oct 15, 2016)
Long Punt Return	23	Cameron Wynn at Maine (Oct 15, 2016)
Long Kickoff Return	43	Kareem Brown at Buffalo (Sep 02, 2016)
Tackles	16	M. Nicastro vs Saint Francis (Pa.) (Sep 24, 2016)
	16	M. Hoskins vs Richmond (Oct 08, 2016)
	16	M. Nicastro vs DELAWARE (Nov 05, 2016)
Sacks	2.0	M. Hoskins vs Richmond (Oct 08, 2016)
	2.0	Nick Griffin at New Hampshire (Nov 12, 2016)
Tackles For Loss	3.0	M. Hoskins vs Richmond (Oct 08, 2016)
Interceptions	1	M. Nicastro at Buffalo (Sep 02, 2016)
	1	Jamal Robinson at Buffalo (Sep 02, 2016)
	1	Kyle Sakowski at Buffalo (Sep 02, 2016)
	1	Mason Gray at Rhode Island (Sep 10, 2016)
	1	M. Nicastro at Rhode Island (Sep 10, 2016)
	1	Rayshan Clark at Rhode Island (Sep 10, 2016)
	1	Mason Gray vs Holy Cross (Sep 17, 2016)
	1	Kareem Brown vs Saint Francis (Pa.) (Sep 24, 2016)
	1	Jamal Robinson vs Saint Francis (Pa.) (Sep 24, 2016)
	1	M. Nicastro vs Richmond (Oct 08, 2016)
	1	Rayshan Clark vs Richmond (Oct 08, 2016)
	1	Mason Gray at Maine (Oct 15, 2016)
	1	Rayshan Clark vs ELON (Oct 29, 2016)
	1	Mason Gray at New Hampshire (Nov 12, 2016)

OPPONENT INDIVIDUAL GAME HIGHS

Rushes	24	Forbes, A., at Villanova (Oct 22, 2016)
Yards Rushing	151	Forbes, A., at Villanova (Oct 22, 2016)
TD Rushes	3	D. Thompson, vs Richmond (Oct 08, 2016)
Long Rush	44	Hills, Wes, vs DELAWARE (Nov 05, 2016)
Pass attempts	55	Peter Pujals, vs Holy Cross (Sep 17, 2016)
Pass completions	35	Peter Pujals, vs Holy Cross (Sep 17, 2016)
Yards Passing	353	Peter Pujals, vs Holy Cross (Sep 17, 2016)
TD Passes	3	Peter Pujals, vs Holy Cross (Sep 17, 2016)
	3	Collins, Dan, at Maine (Oct 15, 2016)
Long Pass	51	Collins, Dan, at Maine (Oct 15, 2016)
Receptions	14	Richie DeNicola, vs Holy Cross (Sep 17, 2016)
Yards Receiving	131	Richie DeNicola, vs Holy Cross (Sep 17, 2016)
TD Receptions	1	SCHRECK, Mason, at Buffalo (Sep 02, 2016)
	1	Jor. Montgomery, vs Holy Cross (Sep 17, 2016)
	1	Jake Wieczorek, vs Holy Cross (Sep 17, 2016)
	1	Richie DeNicola, vs Holy Cross (Sep 17, 2016)
	1	Wright, Micah, at Maine (Oct 15, 2016)
	1	Dunn, Jordan, at Maine (Oct 15, 2016)
	1	Edwards, Earnes, at Maine (Oct 15, 2016)
	1	Crossan, Dalton, at New Hampshire (Nov 12, 2016)
	1	Donovan, Rory, at New Hampshire (Nov 12, 2016)
Long Reception	51	Dunn, Jordan, at Maine (Oct 15, 2016)
Field Goals	3	MITCHESON, Adam, at Buffalo (Sep 02, 2016)
	3	GESEY, Lance, vs Saint Francis (Pa.) (Sep 24, 2016)
	3	Griffin Trau, vs Richmond (Oct 08, 2016)
Long Field Goal	50	GESEY, Lance, vs Saint Francis (Pa.) (Sep 24, 2016)
Punts	8	D. Petroni, vs ELON (Oct 29, 2016)
Punting Avg	44.7	Hinchen, J., at Villanova (Oct 22, 2016)
Long Punt	56	DeMartini, Jame, at Maine (Oct 15, 2016)
Punts inside 20	3	DEWEEN, Kyle, at Buffalo (Sep 02, 2016)
Long Punt Return	10	Dejon Brissett, vs Richmond (Oct 08, 2016)
Long Kickoff Return	83	Edwards, Earnes, at Maine (Oct 15, 2016)
Tackles	17	Hogan, at Rhode Island (Sep 10, 2016)
Sacks	3.5	Shockley, E., at Villanova (Oct 22, 2016)
Tackles For Loss	4.0	Shockley, E., at Villanova (Oct 22, 2016)
Interceptions	1	Mbye, at Rhode Island (Sep 10, 2016)
	1	JEROME, Lorenzo, vs Saint Francis (Pa.) (Sep 24, 2016)
	1	David Jones, vs Richmond (Oct 08, 2016)
	1	Micah Keels, vs Richmond (Oct 08, 2016)
	1	Hart, Darius, at Maine (Oct 15, 2016)
	1	Johnson, T., at Villanova (Oct 22, 2016)
	1	Reeder, Troy, vs DELAWARE (Nov 05, 2016)
	1	Adderley, Nasir, vs DELAWARE (Nov 05, 2016)

UALBANY TEAM GAME HIGHS

Rushes	56	vs ELON (Oct 29, 2016)
Yards Rushing	295	at New Hampshire (Nov 12, 2016)
Yards Per Rush	6.4	at New Hampshire (Nov 12, 2016)
TD Rushes	4	vs Holy Cross (Sep 17, 2016)
	4	at New Hampshire (Nov 12, 2016)
Pass attempts	35	vs Richmond (Oct 08, 2016)
Pass completions	14	at Buffalo (Sep 02, 2016)
Yards Passing	211	vs Richmond (Oct 08, 2016)
Yards Per Pass	15.2	vs Holy Cross (Sep 17, 2016)
TD Passes	2	at Buffalo (Sep 02, 2016)
	2	vs Holy Cross (Sep 17, 2016)
Total Plays	69	vs Richmond (Oct 08, 2016)
Total Offense	441	at New Hampshire (Nov 12, 2016)
Yards Per Play	7.3	vs Holy Cross (Sep 17, 2016)
Points	45	vs Holy Cross (Sep 17, 2016)
Sacks By	4	at Villanova (Oct 22, 2016)
	4	at New Hampshire (Nov 12, 2016)
First Downs	22	at New Hampshire (Nov 12, 2016)
Penalties	9	at Buffalo (Sep 02, 2016)
	9	at New Hampshire (Nov 12, 2016)
Penalty Yards	93	at New Hampshire (Nov 12, 2016)
Turnovers	5	vs DELAWARE (Nov 05, 2016)
Interceptions By	3	at Buffalo (Sep 02, 2016)
	3	at Rhode Island (Sep 10, 2016)
Punts	7	at Buffalo (Sep 02, 2016)
	7	at Rhode Island (Sep 10, 2016)
	7	at Maine (Oct 15, 2016)
	7	at Villanova (Oct 22, 2016)
Punting Avg	50.5	vs DELAWARE (Nov 05, 2016)
Long Punt	57	at Buffalo (Sep 02, 2016)
	57	vs ELON (Oct 29, 2016)
Punts inside 20	4	at Maine (Oct 15, 2016)
Long Punt Return	23	at Maine (Oct 15, 2016)

OPPONENT TEAM GAME HIGHS

Rushes	57	at Villanova (Oct 22, 2016)
Yards Rushing	269	at Villanova (Oct 22, 2016)
Yards Per Rush	4.9	at Rhode Island (Sep 10, 2016)
TD Rushes	4	vs Richmond (Oct 08, 2016)
Pass attempts	55	vs Holy Cross (Sep 17, 2016)
Pass completions	35	vs Holy Cross (Sep 17, 2016)
Yards Passing	353	vs Holy Cross (Sep 17, 2016)
Yards Per Pass	12.2	at Maine (Oct 15, 2016)
TD Passes	3	vs Holy Cross (Sep 17, 2016)
	3	at Maine (Oct 15, 2016)
Total Plays	93	vs Holy Cross (Sep 17, 2016)
Total Offense	471	vs Holy Cross (Sep 17, 2016)
Yards Per Play	7.0	at Maine (Oct 15, 2016)
Points	36	vs Richmond (Oct 08, 2016)
Sacks By	9	at Villanova (Oct 22, 2016)
First Downs	31	vs Holy Cross (Sep 17, 2016)
Penalties	9	at Buffalo (Sep 02, 2016)
Penalty Yards	83	at Buffalo (Sep 02, 2016)
Turnovers	4	at Buffalo (Sep 02, 2016)
	4	at Rhode Island (Sep 10, 2016)
	4	vs Holy Cross (Sep 17, 2016)
	4	vs Saint Francis (Pa.) (Sep 24, 2016)
Interceptions By	2	vs Richmond (Oct 08, 2016)
	2	vs DELAWARE (Nov 05, 2016)
Punts	8	vs ELON (Oct 29, 2016)
Punting Avg	44.7	at Villanova (Oct 22, 2016)
Long Punt	56	at Maine (Oct 15, 2016)
Punts inside 20	3	at Buffalo (Sep 02, 2016)
Long Punt Return	10	vs Richmond (Oct 08, 2016)

WEEK 1 AT BUFFALO

Quickie Statistics (Final) UALbany vs Buffalo (Sep 02, 2016 at Buffalo, NY)

	ALBANY	UB
Score	22	16
FIRST DOWNS	12	23
RUSHES-YARDS (NET)	33-125	48-226
PASSING YDS (NET)	113	177
Passes Att-Comp-Int	21-14-0	34-17-3
TOTAL OFFENSE PLAYS-YARDS	54-238	82-403
Fumble Returns-Yards	0-0	0-0
Punt Returns-Yards	0-0	4-20
Kickoff Returns-Yards	5-123	2-46
Interception Returns-Yards	3-34	0-0
Punts (Number-Avg)	7-45.0	4-44.0
Fumbles-Lost	0-0	1-1
Penalties-Yards	9-79	9-83
Possession Time	27:08	32:52
Third-Down Conversions	1 of 11	5 of 17
Fourth-Down Conversions	0 of 0	1 of 2
Red-Zone Scores-Chances	1-3	2-3

UALbany

Rushing	No.	Gain	Loss	Net	TD	Lg	Avg
Ibitokun-Hanks	23	108	4	104	1	33	4.5
Dione Alston	2	13	0	13	0	7	6.5
Neven Sussman	6	25	15	10	0	11	1.7
TEAM	2	0	2	-2	0	0	-1.0

Passing	C-A-I	Yds	TD	Long	Sack
Neven Sussman	14-21-0	113	2	35	2

Receiving	No.	Yards	TD	Long
Zee Roberson	5	33	0	11
A. Manzo-Lewis	2	12	1	7
Ibitokun-Hanks	2	3	0	2
Dione Alston	2	1	0	1

Punting	No.	Yds	Avg	Long	In20	TB
Jon Martin	7	315	45.0	57	1	0

Punt Returns	No.	Yards	TD	Long
---------------------	-----	-------	----	------

Kick Returns	No.	Yards	TD	Long
Dione Alston	3	59	0	28
Eli Mencer	1	21	0	21

Tackles	UA-A	Total	Sacks	TFL
M. Hoskins	8-3	11	1.0	1.0
Abner Logan	7-4	11	0.0	0.0
M. Nicastro	6-5	11	0.0	0.0
Jamal Robinson	7-0	7	0.0	0.0

Buffalo

Rushing	No.	Gain	Loss	Net	TD	Lg	Avg
JOHNSON, Jordan	23	114	0	114	0	24	5.0
JACKSON, Tyree	10	60	0	60	0	19	6.0
HAWKINS, Johnat	8	43	2	41	0	21	5.1
ROHACH, Grant	7	29	18	11	0	18	1.6

Passing	C-A-I	Yds	TD	Long	Sack
JACKSON, Tyree	14-25-1	125	1	17	0
ROHACH, Grant	3-9-2	52	0	21	3

Receiving	No.	Yards	TD	Long
SCHRECK, Mason	5	58	1	17
HOLSEY, Kamathi	4	42	0	21
MCGILL, Marcus	3	32	0	14
ROBINSON, Malco	2	29	0	18

Punting	No.	Yds	Avg	Long	In20	TB
DEWEEN, Kyle	4	176	44.0	53	3	1

Punt Returns	No.	Yards	TD	Long
EILAND, Jamarl	4	20	0	8

Kick Returns	No.	Yards	TD	Long
HAWKINS, Johnat	2	46	0	23

Tackles	UA-A	Total	Sacks	TFL
HARGROVE, Ishm	4-4	8	1.0	1.0
LEWIS, Cameron	5-2	7	0.0	0.0
ROBERTS, Tim	4-2	6	0.0	0.0
HODGE, Khalil	2-4	6	0.0	0.0

Qtr	Time	Scoring Play	V-H
1st	12:57	ALBANY - A. Manzo-Lewis 5 yd pass from Neven Sussman (Ethan Stark kick), 2-7 0:43	7 - 0
2nd	10:53	UB - MITCHESON, Adam 32 yd field goal, 12-65 4:56	7 - 3
	02:32	UB - MITCHESON, Adam 37 yd field goal, 9-31 3:03	7 - 6
	01:42	ALBANY - Ibitokun-Hanks 33 yd run (Ethan Stark kick), 3-53 0:42	14 - 6
	00:24	UB - SCHRECK, Mason 17 yd pass from JACKSON, Tyree (MITCHESON, Adam kick), 10-75 1:18	14 - 13
3rd	06:12	UB - MITCHESON, Adam 45 yd field goal, 11-52 3:28	14 - 16
4th	09:37	ALBANY - Brad Harris 35 yd pass from Neven Sussman (Brad Harris pass from Neven Sussman), 7-81 3:15	22 - 16

WEEK 2 AT RHODE ISLAND

Quickie Statistics (Final) UALbany vs Rhode Island (Sep 10, 2016 at Kingston, RI)

	ALBANY	URI
Score	35	7
FIRST DOWNS	18	11
RUSHES-YARDS (NET)	52-252	30-146
PASSING YDS (NET)	62	150
Passes Att-Comp-Int	16-6-1	29-12-3
TOTAL OFFENSE PLAYS-YARDS	68-314	59-296
Fumble Returns-Yards	0-0	0-0
Punt Returns-Yards	2-3	4-16
Kickoff Returns-Yards	1-16	5-79
Interception Returns-Yards	3-106	1-0
Punts (Number-Avg)	7-41.1	7-41.6
Fumbles-Lost	1-1	2-1
Penalties-Yards	5-39	6-59
Possession Time	34:01	25:59
Third-Down Conversions	4 of 13	2 of 13
Fourth-Down Conversions	1 of 1	0 of 1
Red-Zone Scores-Chances	2-3	1-2

UALbany

Rushing	No.	Gain	Loss	Net	TD	Lg	Avg
Ibitokun-Hanks	27	178	0	178	3	28	6.6
Neven Sussman	9	67	13	54	0	20	6.0
DJ Crook	5	15	3	12	0	8	2.4
Dione Alston	4	11	1	10	0	7	2.5

Passing	C-A-I	Yds	TD	Long	Sack
Neven Sussman	2-9-1	7	0	5	2
DJ Crook	4-7-0	55	0	23	0

Receiving	No.	Yards	TD	Long
J. Crockett	2	25	0	23
Dione Alston	2	23	0	17
Austin Ellis	1	9	0	9
Ibitokun-Hanks	1	5	0	5

Punting	No.	Yds	Avg	Long	In20	TB
Jon Martin	7	288	41.1	55	2	1

Punt Returns	No.	Yards	TD	Long
Cameron Wynn	2	3	0	3

Kick Returns	No.	Yards	TD	Long
Dione Alston	1	16	0	16

Tackles	UA-A	Total	Sacks	TFL
M. Nicastro	5-4	9	0.0	0.0
Abner Logan	4-5	9	0.0	1.0
Mason Gray	5-0	5	0.0	1.0
Neil Morrison	2-3	5	0.0	0.0

Rhode Island

Rushing	No.	Gain	Loss	Net	TD	Lg	Avg
Anderson	15	82	0	82	1	18	5.5
W. McKoy	9	64	18	46	0	35	5.1
Clarke	3	17	0	17	0	11	5.7
Mroz	1	1	0	1	0	1	1.0

Passing	C-A-I	Yds	TD	Long	Sack
W. McKoy	5-15-3	59	0	25	1
Mroz	7-14-0	91	0	37	0

Receiving	No.	Yards	TD	Long
Buckner III	3	50	0	25
Beauvais	2	43	0	37
McKeeman	2	28	0	18
Denny	2	16	0	8

Punting	No.	Yds	Avg	Long	In20	TB
Graybar	7	291	41.6	47	0	2

Punt Returns	No.	Yards	TD	Long
Aa. Parker	4	16	0	7

Kick Returns	No.	Yards	TD	Long
Denny	5	79	0	19

Tackles	UA-A	Total	Sacks	TFL
Hogan	12-5	17	0.0	0.0
D. Stewart	6-3	9	0.0	0.0
N. Jones	7-1	8	0.0	0.0
Parker	4-4	8	0.0	1.5

Qtr	Time	Scoring Play	V-H
1st	01:19	ALBANY - Ibitokun-Hanks 6 yd run (Ethan Stark kick)	7 - 0
2nd	08:38	URI - Anderson 2 yd run (Rohrwasser kick)	7 - 7
	00:27	ALBANY - Ibitokun-Hanks 28 yd run (Ethan Stark kick)	14 - 7
3rd	00:19	ALBANY - Ibitokun-Hanks 20 yd run (Ethan Stark kick)	21 - 7
4th	14:50	ALBANY - Rayshan Clark 25 yd interception return (Ethan Stark kick)	28 - 7
	11:25	ALBANY - M. Nicastro 80 yd interception return (Ethan Stark kick)	35 - 7

WEEK 3 VS. HOLY CROSS

Quickie Statistics (Final) Holy Cross vs #25 UAlbany (Sep 17, 2016 at Albany, N.Y.)

	HC	ALBANY
Score	28	45
FIRST DOWNS	31	17
RUSHES-YARDS (NET)	38-118	43-220
PASSING YDS (NET)	353	183
Passes Att-Comp-Int	55-35-1	12-8-0
TOTAL OFFENSE PLAYS-YARDS	93-471	55-403
Fumble Returns-Yards	0-0	1-6
Punt Returns-Yards	2-7	0-0
Kickoff Returns-Yards	3-45	4-91
Interception Returns-Yards	0-0	1-10
Punts (Number-Avg)	4-30.5	4-41.2
Fumbles-Lost	3-3	1-0
Penalties-Yards	2-20	6-58
Possession Time	31:52	28:08
Third-Down Conversions	12 of 20	5 of 11
Fourth-Down Conversions	3 of 4	0 of 0
Red-Zone Scores-Chances	4-5	4-5

Holy Cross

Rushing	No.	Gain	Loss	Net	TD	Lg	Avg
Miles Alexander	11	61	4	57	0	14	5.2
Diquan Walker	12	39	1	38	0	8	3.2
Lu. Nikolaisen	3	15	0	15	1	6	5.0
Peter Pujals	12	31	23	8	0	6	0.7

Passing	C-A-I	Yds	TD	Long	Sack
Peter Pujals	35-55-1	353	3	25	3

Receiving	No.	Yards	TD	Long
Richie DeNicola	14	131	1	25
Jake Wieczorek	8	106	1	18
Jor. Montgomery	5	48	1	16
Lu. Nikolaisen	5	34	0	11

Punting	No.	Yds	Avg	Long	In20	TB
A.J. Wells	4	122	30.5	32	0	0

Punt Returns	No.	Yards	TD	Long
Darrius Lacy	2	7	0	7

Kick Returns	No.	Yards	TD	Long
Alim Muhammad	2	36	0	18
Lu. Nikolaisen	1	9	0	9

Tackles	UA-A	Total	Sacks	TFL
Kyle Young	5-4	9	0.0	1.0
Luke Ford	5-3	8	0.0	0.0
Nick McBeath	2-6	8	0.0	0.0

UAlbany

Rushing	No.	Gain	Loss	Net	TD	Lg	Avg
Ibitokun-Hanks	28	187	4	183	4	40	6.5
Neven Sussman	12	42	24	18	0	10	1.5
Kendall Rodgers	2	14	0	14	0	12	7.0
Dione Alston	1	5	0	5	0	5	5.0

Passing	C-A-I	Yds	TD	Long	Sack
Neven Sussman	8-12-0	183	2	49	1

Receiving	No.	Yards	TD	Long
Zee Roberson	4	108	2	49
J. Crockett	1	34	0	34
A. Manzo-Lewis	1	24	0	24
Ibitokun-Hanks	1	10	0	10

Punting	No.	Yds	Avg	Long	In20	TB
Jon Martin	4	165	41.2	55	2	0

Punt Returns	No.	Yards	TD	Long
---------------------	-----	-------	----	------

Kick Returns	No.	Yards	TD	Long
Dione Alston	3	63	0	29
Kareem Brown	1	28	0	28

Tackles	UA-A	Total	Sacks	TFL
Abner Logan	4-9	13	1.0	1.0
M. Nicastro	3-8	11	0.0	0.5
Brian Dolce	2-6	8	1.0	1.0

Qtr	Time	Scoring Play	V-H
1st	01:47	HC - Jor. Montgomery 9 yd pass from Peter Pujals (Zane Wasp kick), 9-90 3:24	7 - 0
2nd	14:21	ALBANY - Ibitokun-Hanks 40 yd run (Ethan Stark kick), 5-70 2:26	7 - 7
	11:54	ALBANY - Zee Roberson 41 yd pass from Neven Sussman (Ethan Stark kick), 3-60 0:28	7 - 14
	04:58	ALBANY - Ibitokun-Hanks 4 yd run (Ethan Stark kick), 5-24 1:59	7 - 21
	01:52	ALBANY - Zee Roberson 49 yd pass from Neven Sussman (Ethan Stark kick), 3-70 1:01	7 - 28
3rd	11:48	ALBANY - Ethan Stark 42 yd field goal, 4-1 1:25	7 - 31
	06:50	HC - Jake Wieczorek 18 yd pass from Peter Pujals (Zane Wasp kick), 12-75 4:58	14 - 31
4th	13:33	HC - Richie DeNicola 3 yd pass from Peter Pujals (Zane Wasp kick), 15-83 6:28	21 - 31
	09:19	ALBANY - Ibitokun-Hanks 7 yd run (Ethan Stark kick), 8-70 4:14	21 - 38
	05:48	HC - Lu. Nikolaisen 5 yd run (Zane Wasp kick), 12-65 3:31	28 - 38
	04:14	ALBANY - Ibitokun-Hanks 13 yd run (Ethan Stark kick), 4-44 1:34	28 - 45

WEEK 4 VS. SAINT FRANCIS (PA.)

Quickie Statistics (Final) Saint Francis (Pa.) vs #22 UAlbany (Sep 24, 2016 at Albany, N.Y.)

	SFU	ALBANY
Score	9	20
FIRST DOWNS	18	14
RUSHES-YARDS (NET)	35-145	36-168
PASSING YDS (NET)	270	83
Passes Att-Comp-Int	34-20-2	15-7-1
TOTAL OFFENSE PLAYS-YARDS	69-415	51-251
Fumble Returns-Yards	0-0	1-16
Punt Returns-Yards	1-0	0-0
Kickoff Returns-Yards	5-52	1-27
Interception Returns-Yards	1-28	2-0
Punts (Number-Avg)	4-33.8	5-39.6
Fumbles-Lost	3-2	0-0
Penalties-Yards	5-50	2-10
Possession Time	33:31	26:29
Third-Down Conversions	6 of 15	1 of 10
Fourth-Down Conversions	1 of 1	1 of 1
Red-Zone Scores-Chances	2-4	3-4

Saint Francis (Pa.)

Rushing	No.	Gain	Loss	Net	TD	Lg	Avg
BAGLEY, Marcus	19	75	6	69	0	12	3.6
JORDAN-TONEY, J	11	45	0	45	0	13	4.1
DRAYER, Zack	4	29	0	29	0	8	7.2
SIRB, Raleigh	1	2	0	2	0	2	2.0

Passing	C-A-I	Yds	TD	Long	Sack
DRAYER, Zack	20-34-2	270	0	44	0

Receiving	No.	Yards	TD	Long
LEWIS, Kamron	9	121	0	44
SIRB, Raleigh	3	12	0	7
BAGLEY, Marcus	2	40	0	26
HINDLE, Colin	2	35	0	20

Punting	No.	Yds	Avg	Long	In20	TB
DRAYER, Zack	4	135	33.8	41	0	0

Punt Returns	No.	Yards	TD	Long
JEROME, Lorenzo	1	0	0	0

Kick Returns	No.	Yards	TD	Long
JEROME, Lorenzo	4	52	0	20
WOICEHOVICH	1	0	0	0

Tackles	UA-A	Total	Sacks	TFL
LEAENO, Solomon	1-9	10	0.5	1.0
BOYD, Delondo	5-3	8	1.0	1.0
ORSINI, Sean	2-6	8	0.0	0.5
STEWART, Zane	3-3	6	1.0	2.5

UAlbany

Rushing	No.	Gain	Loss	Net	TD	Lg	Avg
Ibitokun-Hanks	22	95	5	90	0	36	4.1
Dione Alston	4	87	0	87	1	54	21.8
Neven Sussman	10	20	29	-9	0	7	-0.9

Passing	C-A-I	Yds	TD	Long	Sack
Neven Sussman	7-15-1	83	1	30	4

Receiving	No.	Yards	TD	Long
Ibitokun-Hanks	2	17	0	15
Zee Roberson	2	7	0	6
A. Manzo-Lewis	1	30	0	30
Austin Ellis	1	16	0	16

Punting	No.	Yds	Avg	Long	In20	TB
Jon Martin	5	198	39.6	44	2	1

Punt Returns	No.	Yards	TD	Long
---------------------	-----	-------	----	------

Kick Returns	No.	Yards	TD	Long
Dione Alston	1	27	0	27

Tackles	UA-A	Total	Sacks	TFL
M. Nicastro	3-13	16	0.0	0.0
Josh Wynn	7-3	10	0.0	0.0
Rayshan Clark	2-8	10	0.0	1.0
Abner Logan	2-7	9	0.0	0.0

Qtr	Time	Scoring Play	V-H
2nd	14:13	SFU - GEESEY, Lance 21 yd field goal, 13-72 7:20	3 - 0
	04:30	SFU - GEESEY, Lance 50 yd field goal, 13-47 7:43	6 - 0
	00:03	SFU - GEESEY, Lance 33 yd field goal, 11-66 2:56	9 - 0
3rd	08:17	ALBANY - Ethan Stark 24 yd field goal, 12-63 6:43	9 - 3
4th	14:12	ALBANY - J. Crockett 13 yd pass from Neven Sussman (Ethan Stark kick), 7-80 3:25	9 - 10
	11:39	ALBANY - Dione Alston 54 yd run (Ethan Stark kick), 3-69 1:20	9 - 17
	03:56	ALBANY - Ethan Stark 37 yd field goal, 4-9 1:42	9 - 20

WEEK 6 VS. #6/7 RICHMOND

Quickie Statistics (Final) #6 Richmond vs #16 UAlbany (Oct 08, 2016 at Albany, N.Y.)

	RICHMOND	ALBANY
Score	36	30
FIRST DOWNS	25	16
RUSHES-YARDS (NET)	51-184	34-92
PASSING YDS (NET)	249	211
Passes Att-Comp-Int	36-21-2	35-13-2
TOTAL OFFENSE PLAYS-YARDS	87-433	69-303
Fumble Returns-Yards	0-0	0-0
Punt Returns-Yards	3-19	1-8
Kickoff Returns-Yards	2-40	5-82
Interception Returns-Yards	2-0	2-36
Punts (Number-Avg)	5-40.0	6-40.5
Fumbles-Lost	2-1	2-0
Penalties-Yards	6-60	4-33
Possession Time	35:52	24:08
Third-Down Conversions	9 of 19	4 of 16
Fourth-Down Conversions	1 of 1	1 of 2
Red-Zone Scores-Chances	7-7	4-5

Richmond

Rushing	No.	Gain	Loss	Net	TD	Lg	Avg
D. Thompson	20	113	1	112	3	14	5.6
Xavier Goodall	17	68	3	65	0	9	3.8
Porter Abell	2	5	0	5	0	3	2.5
David Broadus	2	5	0	5	1	4	2.5

Passing	C-A-I	Yds	TD	Long	Sack
Kyle Lauletta	21-35-1	249	0	37	3
David Broadus	0-1-1	0	0	0	0

Receiving	No.	Yards	TD	Long
Brian Brown	7	91	0	34
D. Thompson	4	31	0	12
Jarmal Bevels	3	51	0	23
Stephen Jacob	2	43	0	37

Punting	No.	Yds	Avg	Long	In20	TB
D.J. Helkowski	5	200	40.0	45	0	0

Punt Returns	No.	Yards	TD	Long
Dejon Brissett	2	15	0	10
Tyler Wilkins	1	4	0	4

Kick Returns	No.	Yards	TD	Long
Caleb Drake	1	20	0	20
Porter Abell	1	20	0	20

Tackles	UA-A	Total	Sacks	TFL
Brendan Coniker	3-5	8	0.0	0.0
Omar Howard	2-6	8	0.0	1.5

UAlbany

Rushing	No.	Gain	Loss	Net	TD	Lg	Avg
Ibitokun-Hanks	16	55	8	47	1	9	2.9
Dione Alston	3	23	0	23	0	15	7.7
Neven Sussman	15	57	35	22	1	19	1.5

Passing	C-A-I	Yds	TD	Long	Sack
Neven Sussman	13-35-2	211	1	51	4

Receiving	No.	Yards	TD	Long
Zee Roberson	5	98	0	41
Austin Ellis	2	26	0	22
A. Manzo-Lewis	2	20	0	17
Dione Alston	2	4	0	2

Punting	No.	Yds	Avg	Long	In20	TB
Jon Martin	6	243	40.5	56	2	0

Punt Returns	No.	Yards	TD	Long
Cameron Wynn	1	8	0	8

Kick Returns	No.	Yards	TD	Long
A. Manzo-Lewis	2	15	0	9
Dione Alston	2	40	0	21

Tackles	UA-A	Total	Sacks	TFL
M. Hoskins	5-11	16	2.0	3.0
Josh Wynn	5-9	14	0.0	0.0

Qtr	Time	Scoring Play	V-H
1st	09:50	ALBANY - Neven Sussman 19 yd run (Ethan Stark kick), 8-65 3:41	0 - 7
	02:58	RICHMOND - Griffin Trau 30 yd field goal, 13-63 6:52	3 - 7
2nd	09:35	ALBANY - Ethan Stark 27 yd field goal, 7-19 3:10	3 - 10
	00:16	RICHMOND - D. Thompson 1 yd run (Griffin Trau kick), 14-80 5:37	10 - 10
3rd	04:56	RICHMOND - Griffin Trau 20 yd field goal, 9-86 3:56	13 - 10
	02:44	ALBANY - Ethan Stark 45 yd field goal, 5-43 2:08	13 - 13
4th	02:44	RICHMOND - D. Thompson 4 yd run (Griffin Trau kick), 11-70 5:47	20 - 13
	01:17	ALBANY - J. Crockett 51 yd pass from Neven Sussman (Ethan Stark kick), 7-63 1:20	20 - 20
OT	15:00	RICHMOND - Griffin Trau 22 yd field goal, 6-20 0:00	23 - 20
	15:00	ALBANY - Ethan Stark 24 yd field goal, 5-19 0:00	23 - 23
	15:00	ALBANY - Ibitokun-Hanks 1 yd run (Ethan Stark kick), 2-25 0:00	23 - 30
	15:00	RICHMOND - D. Thompson 14 yd run (Griffin Trau kick), 2-25 0:00	30 - 30
	15:00	RICHMOND - David Broadus 4 yd run (D. Thompson rush fumbld), 5-25 0:00	36 - 30

WEEK 7 AT MAINE

Quickie Statistics (Final) #17 UAlbany vs Maine (Oct 15, 2016 at Orono, Maine)

	ALBANY	MAINE
Score	16	20
FIRST DOWNS	14	17
RUSHES-YARDS (NET)	38-148	44-187
PASSING YDS (NET)	187	280
Passes Att-Comp-Int	26-10-1	23-11-1
TOTAL OFFENSE PLAYS-YARDS	64-335	67-467
Fumble Returns-Yards	0-0	0-0
Punt Returns-Yards	1-23	0-0
Kickoff Returns-Yards	3-31	4-150
Interception Returns-Yards	1-0	1-5
Punts (Number-Avg)	7-42.0	5-37.2
Fumbles-Lost	0-0	3-1
Penalties-Yards	2-15	6-55
Possession Time	32:24	27:36
Third-Down Conversions	4 of 15	5 of 14
Fourth-Down Conversions	0 of 1	0 of 2
Red-Zone Scores-Chances	2-3	0-1

UAlbany

Rushing	No.	Gain	Loss	Net	TD	Lg	Avg
Neven Sussman	12	85	10	75	0	22	6.2
Ibitokun-Hanks	16	41	0	41	1	11	2.6
Dione Alston	9	33	3	30	0	11	3.3
Kendall Rodgers	1	2	0	2	0	2	2.0

Passing	C-A-I	Yds	TD	Long	Sack
Neven Sussman	10-26-1	187	0	45	1

Receiving	No.	Yards	TD	Long
J. Crockett	4	36	0	22
A. Manzo-Lewis	3	66	0	45
Zee Roberson	1	44	0	44
Dione Alston	1	36	0	36

Punting	No.	Yds	Avg	Long	In20	TB
Jon Martin	7	294	42.0	52	4	1

Punt Returns	No.	Yards	TD	Long
Cameron Wynn	1	23	0	23

Kick Returns	No.	Yards	TD	Long
Nic Ketter	1	6	0	6
Kareem Brown	1	16	0	16

Tackles	UA-A	Total	Sacks	TFL
M. Nicastro	4-7	11	0.0	1.0
Josh Wynn	4-7	11	0.0	0.0
Abner Logan	2-7	9	0.0	0.0
Brian Dolce	2-6	8	0.0	0.0

Maine

Rushing	No.	Gain	Loss	Net	TD	Lg	Avg
Davis-Ray, Dari	16	81	0	81	0	11	5.1
Mack, Josh	11	57	0	57	0	11	5.2
Williams, Zaire	11	46	3	43	0	9	3.9
Edwards, Earnes	3	30	0	30	0	13	10.0

Passing	C-A-I	Yds	TD	Long	Sack
Collins, Dan	11-23-1	280	3	51	0

Receiving	No.	Yards	TD	Long
Edwards, Earnes	4	79	1	40
Osumah, Jared	2	81	0	44
Dunn, Jordan	1	51	1	51
Wright, Micah	1	49	1	49

Punting	No.	Yds	Avg	Long	In20	TB
DeMartini, Jame	5	186	37.2	56	1	0

Punt Returns	No.	Yards	TD	Long
---------------------	-----	-------	----	------

Kick Returns	No.	Yards	TD	Long
DeVaughn, Jeffr	3	67	0	28
Edwards, Earnes	1	83	0	83

Tackles	UA-A	Total	Sacks	TFL
Mulumba Tshiman	1-12	13	0.0	0.5
Hart, Darrius	6-4	10	0.0	0.0
Matovu, Jason	4-6	10	0.0	0.0
Egwuonwu, Uchen	0-9	9	0.0	0.0

Qtr	Time	Scoring Play	V-H
1st	10:00	ALBANY - Ethan Stark 27 yd field goal, 9-41 4:34	3 - 0
	06:49	MAINE - Wright, Micah 49 yd pass from Collins, Dan (Deoul, Derek kick), 7-86 3:06	3 - 7
2nd	09:10	MAINE - Edwards, Earnes 40 yd pass from Collins, Dan (Sheffield, Ster rush failed), 3-53 1:07	3 - 13
	07:09	ALBANY - TEAM safety	5 - 13
	03:43	ALBANY - Ethan Stark 39 yd field goal, 9-32 3:21	8 - 13
3rd	09:59	MAINE - Dunn, Jordan 51 yd pass from Collins, Dan (Deoul, Derek kick), 5-79 1:33	8 - 20
4th	10:16	ALBANY - Ibitokun-Hanks 1 yd run (J. Crockett pass from Neven Sussman), 4-68 1:56	16 - 20

WEEK 8 AT #16/17 VILLANOVA

Quickie Statistics (Final) #23 UAlbany vs #16 Villanova (Oct 22, 2016 at Villanova, Pa.)

	ALBANY	VU
Score	13	24
FIRST DOWNS	10	22
RUSHES-YARDS (NET)	35-108	57-269
PASSING YDS (NET)	53	82
Passes Att-Comp-Int	18-9-1	15-9-0
TOTAL OFFENSE PLAYS-YARDS	53-161	72-351
Fumble Returns-Yards	1-40	0-0
Punt Returns-Yards	0-0	6-14
Kickoff Returns-Yards	2-27	0-0
Interception Returns-Yards	0-0	1-9
Punts (Number-Avg)	7-39.6	3-44.7
Fumbles-Lost	1-1	2-2
Penalties-Yards	8-75	5-40
Possession Time	25:35	34:25
Third-Down Conversions	4 of 14	4 of 12
Fourth-Down Conversions	0 of 2	1 of 3
Red-Zone Scores-Chances	0-1	4-4

UAlbany

Rushing	No.	Gain	Loss	Net	TD	Lg	Avg
Ibitokun-Hanks	21	145	4	141	1	65	6.7
Will Brunson	3	5	11	-6	0	5	-2.0
Neven Sussman	11	13	40	-27	0	7	-2.5

Passing	C-A-I	Yds	TD	Long	Sack
Neven Sussman	6-15-1	51	0	20	7
Will Brunson	3-3-0	2	0	6	2

Receiving	No.	Yards	TD	Long
Dione Alston	4	4	0	7
A. Manzo-Lewis	2	23	0	20
Jerah Reeves	2	12	0	8
J. Crockett	1	14	0	14

Punting	No.	Yds	Avg	Long	In20	TB
Jon Martin	7	277	39.6	48	2	0

Punt Returns	No.	Yards	TD	Long
---------------------	-----	-------	----	------

Kick Returns	No.	Yards	TD	Long
Dione Alston	2	27	0	14

Tackles	UA-A	Total	Sacks	TFL
M. Nicastro	2-8	10	0.0	1.0
Abner Logan	5-4	9	1.0	1.0
Josh Wynn	4-5	9	1.0	1.0
Kareem Brown	5-2	7	0.0	1.0

Villanova

Rushing	No.	Gain	Loss	Net	TD	Lg	Avg
Forbes, A.	24	152	1	151	2	28	6.3
Gudzak, M.	5	44	1	43	1	21	8.6
Bednarczyk, Z.	20	68	31	37	0	10	1.9
White, J.	6	38	3	35	0	21	5.8

Passing	C-A-I	Yds	TD	Long	Sack
Bednarczyk, Z.	9-15-0	82	0	17	4

Receiving	No.	Yards	TD	Long
Bell, R.	2	31	0	17
Kerxton, Z.	2	26	0	13
Gudzak, M.	2	9	0	13
Phillips, T.	2	5	0	5

Punting	No.	Yds	Avg	Long	In20	TB
Hinchen, J.	3	134	44.7	54	2	0

Punt Returns	No.	Yards	TD	Long
Ceneus, J.	5	6	0	4
McClenton, J.	1	8	0	8

Kick Returns	No.	Yards	TD	Long
---------------------	-----	-------	----	------

Tackles	UA-A	Total	Sacks	TFL
Shockley, E.	6-4	10	3.5	4.0
Steeb, J.	4-5	9	1.0	1.5
Calitro, A.	3-3	6	0.5	1.5
Kpassagnon, T.	2-3	5	1.5	2.0

Qtr	Time	Scoring Play	V-H
1st	07:56	VU - Forbes, A. 2 yd run (Smith, G. kick), 8-52 3:34	0 - 7
2nd	14:07	VU - Gudzak, M. 2 yd run (Smith, G. kick), 12-93 5:38	0 - 14
3rd	11:33	VU - Forbes, A. 3 yd run (Smith, G. kick), 6-78 2:06	0 - 21
	01:38	VU - Smith, G. 32 yd field goal, 11-63 4:43	0 - 24
4th	12:13	ALBANY - Ibitokun-Hanks 65 yd run (Neven Sussman pass failed), 2-65 0:17	6 - 24
	02:15	ALBANY - M. Nicastro 40 yd fumble recovery (Ethan Stark kick)	13 - 24

WEEK 9 VS. ELON

Quickie Statistics (Final) ELON vs UAibany (Oct 29, 2016 at Albany, N.Y.)

	ELON	ALBANY
Score	3	27
FIRST DOWNS	9	21
RUSHES-YARDS (NET)	25-110	56-288
PASSING YDS (NET)	119	34
Passes Att-Comp-Int	27-15-1	9-5-0
TOTAL OFFENSE PLAYS-YARDS	52-229	65-322
Fumble Returns-Yards	0-0	1-12
Punt Returns-Yards	2--4	0-0
Kickoff Returns-Yards	6-105	2-39
Interception Returns-Yards	0-0	1-36
Punts (Number-Avg)	8-36.5	5-41.0
Fumbles-Lost	3-1	0-0
Penalties-Yards	6-50	5-35
Possession Time	22:16	37:44
Third-Down Conversions	3 of 14	4 of 13
Fourth-Down Conversions	0 of 0	2 of 2
Red-Zone Scores-Chances	1-1	3-3

ELON

Rushing	No.	Gain	Loss	Net	TD	Lg	Avg
M. Summers	8	61	1	60	0	21	7.5
D. McNair	8	30	0	30	0	7	3.8
D. Thompson	6	20	10	10	0	14	1.7
B. Gentry	2	8	2	6	0	8	3.0

Passing	C-A-I	Yds	TD	Long	Sack
D. Thompson	14-23-0	116	0	26	2
C. Hughes	1-4-1	3	0	3	0

Receiving	No.	Yards	TD	Long
C. Joyner	6	54	0	26
C. Taylor	4	24	0	9
J. Ramseur	2	27	0	14
B. Gentry	1	9	0	9

Punting	No.	Yds	Avg	Long	In20	TB
D. Petroni	8	292	36.5	44	2	1

Punt Returns	No.	Yards	TD	Long
C. Joyner	2	-4	0	0

Kick Returns	No.	Yards	TD	Long
C. Spell	3	65	0	28
M. Summers	2	23	0	16

Tackles	UA-A	Total	Sacks	TFL
W. Messer	5-9	14	1.0	1.5
C. Blair	5-7	12	0.0	0.5
D. Everett	1-6	7	0.0	0.5
K. Moore	4-2	6	1.0	1.0

UAibany

Rushing	No.	Gain	Loss	Net	TD	Lg	Avg
Ibitokun-Hanks	35	215	5	210	1	23	6.0
Kendall Rodgers	12	62	0	62	0	9	5.2
Dione Alston	2	13	0	13	0	12	6.5
Will Brunson	1	6	0	6	0	6	6.0

Passing	C-A-I	Yds	TD	Long	Sack
Neven Sussman	5-9-0	34	0	9	3

Receiving	No.	Yards	TD	Long
Dione Alston	2	12	0	9
Tre Hopkins	1	9	0	9
Jerah Reeves	1	7	0	7
Austin Ellis	1	6	0	6

Punting	No.	Yds	Avg	Long	In20	TB
Jon Martin	5	205	41.0	57	1	0

Punt Returns	No.	Yards	TD	Long
---------------------	-----	-------	----	------

Kick Returns	No.	Yards	TD	Long
Dione Alston	2	39	0	26

Tackles	UA-A	Total	Sacks	TFL
Josh Wynn	1-8	9	0.0	0.5
M. Nicastro	5-3	8	0.0	0.0
Jamal Robinson	4-4	8	0.0	0.0
M. Hoskins	2-4	6	1.0	2.0

Qtr	Time	Scoring Play	V-H
1st	09:53	ALBANY - Ethan Stark 23 yd field goal, 9-60 5:07	0 - 3
2nd	07:50	ALBANY - Ibitokun-Hanks 3 yd run (Ethan Stark kick), 9-72 4:56	0 - 10
	00:33	ELON - J. Gallagher 24 yd field goal, 12-74 2:54	3 - 10
3rd	00:49	ALBANY - Julian Cox 12 yd fumble recovery (Ethan Stark kick)	3 - 17
4th	09:49	ALBANY - Ethan Stark 20 yd field goal, 11-71 5:00	3 - 20
	09:09	ALBANY - Rayshan Clark 36 yd interception return (Ethan Stark kick)	3 - 27

WEEK 10 VS. DELAWARE

Quickie Statistics (Final) DELAWARE vs UAlbany (Nov 05, 2016 at Albany, N.Y.)

	DELAWARE	ALBANY
Score	33	17
FIRST DOWNS	16	7
RUSHES-YARDS (NET)	56-260	27-88
PASSING YDS (NET)	56	148
Passes Att-Comp-Int	8-8-0	13-6-2
TOTAL OFFENSE PLAYS-YARDS	64-316	40-236
Fumble Returns-Yards	2-6	0-0
Punt Returns-Yards	1-2	1-5
Kickoff Returns-Yards	5-117	5-76
Interception Returns-Yards	2-23	0-0
Punts (Number-Avg)	4-43.2	2-50.5
Fumbles-Lost	1-1	3-3
Penalties-Yards	5-35	3-15
Possession Time	40:59	19:01
Third-Down Conversions	6 of 14	5 of 10
Fourth-Down Conversions	1 of 1	0 of 0
Red-Zone Scores-Chances	3-4	2-2

DELAWARE

Rushing	No.	Gain	Loss	Net	TD	Lg	Avg
Hills, Wes	16	122	0	122	2	44	7.6
Jefferson, Th.	16	73	0	73	1	18	4.6
Walker, Joe	15	39	3	36	0	6	2.4
Randolph, Jalen	7	20	2	18	0	6	2.6

Passing	C-A-I	Yds	TD	Long	Sack
Walker, Joe	7-7-0	41	0	18	0
Cherry, Diante	1-1-0	15	0	15	0

Receiving	No.	Yards	TD	Long
Cherry, Diante	2	19	0	18
Emerson, Ricky	2	6	0	4
Walker, Joe	1	15	0	15
Jarmon, Jamie	1	8	0	8

Punting	No.	Yds	Avg	Long	In20	TB
Stephenson, W.	4	173	43.2	55	1	1

Punt Returns	No.	Yards	TD	Long
Jarmon, Jamie	1	2	0	2

Kick Returns	No.	Yards	TD	Long
Adderley, Nasir	3	86	0	45
Brown, Malcolm	1	25	0	25

Tackles	UA-A	Total	Sacks	TFL
Gwashavanhu, S.	3-5	8	1.0	1.0
Torzsa, Ryan	1-6	7	0.0	0.0
Bell, Charles	2-4	6	0.0	0.0
Reeder, Troy	2-3	5	0.0	0.0

UAlbany

Rushing	No.	Gain	Loss	Net	TD	Lg	Avg
Ibitokun-Hanks	17	93	2	91	1	33	5.4
Kendall Rodgers	2	15	0	15	0	8	7.5
Dione Alston	2	10	0	10	0	7	5.0
J. Crockett	1	0	9	-9	0	0	-9.0

Passing	C-A-I	Yds	TD	Long	Sack
Neven Sussman	6-13-2	148	1	50	3

Receiving	No.	Yards	TD	Long
J. Crockett	2	77	0	50
Austin Ellis	1	32	0	32
A. Manzo-Lewis	1	21	0	21
Zee Roberson	1	12	0	12

Punting	No.	Yds	Avg	Long	In20	TB
Jon Martin	2	101	50.5	53	0	0

Punt Returns	No.	Yards	TD	Long
Cameron Wynn	1	5	0	5

Kick Returns	No.	Yards	TD	Long
Dione Alston	5	76	0	25

Tackles	UA-A	Total	Sacks	TFL
M. Nicastro	6-10	16	0.0	0.0
M. Hoskins	1-10	11	0.0	0.0
Mason Gray	6-4	10	0.0	0.0
Neil Morrison	4-4	8	0.0	1.0

Qtr	Time	Scoring Play	V-H
1st	11:00	ALBANY - Ethan Stark 36 yd field goal, 9-56 4:00	0 - 3
	04:03	ALBANY - Ibitokun-Hanks 33 yd run (Ethan Stark kick), 7-80 3:30	0 - 10
2nd	14:15	DELAWARE - Hills, Wes 44 yd run (Raggo, Frank kick), 8-71 4:48	7 - 10
	10:15	ALBANY - Nic Ketter 6 yd pass from Neven Sussman (Ethan Stark kick), 7-66 4:00	7 - 17
	00:15	DELAWARE - Hills, Wes 6 yd run (Raggo, Frank kick), 8-46 4:25	14 - 17
3rd	06:48	DELAWARE - Jefferson, Th. 1 yd run (Raggo, Frank kick), 13-53 8:12	21 - 17
	05:07	DELAWARE - Adderley, Nasir 22 yd interception return (Raggo, Frank kick)	28 - 17
4th	12:35	DELAWARE - Raggo, Frank 32 yd field goal, 4-4 2:18	31 - 17
	04:00	DELAWARE - Nichols, Bilal safety	33 - 17

WEEK 11 AT #21/23 NEW HAMPSHIRE

Quickie Statistics (Final) UALbany vs #21 New Hampshire (Nov 12, 2016 at Durham, N.H.)

	ALBANY	UNH
Score	36	25
FIRST DOWNS	22	23
RUSHES-YARDS (NET)	46-295	40-182
PASSING YDS (NET)	146	194
Passes Att-Comp-Int	20-12-0	35-21-1
TOTAL OFFENSE PLAYS-YARDS	66-441	75-376
Fumble Returns-Yards	0-0	0-0
Punt Returns-Yards	0-0	2-9
Kickoff Returns-Yards	4-65	4-39
Interception Returns-Yards	1-14	0-0
Punts (Number-Avg)	4-33.8	2-31.5
Fumbles-Lost	2-0	1-0
Penalties-Yards	9-93	7-53
Possession Time	30:26	29:34
Third-Down Conversions	2 of 10	5 of 14
Fourth-Down Conversions	1 of 2	1 of 5
Red-Zone Scores-Chances	5-7	4-4

UALbany

Rushing	No.	Gain	Loss	Net	TD	Lg	Avg
Ibitokun-Hanks	39	303	5	298	3	44	7.6
J. Crockett	1	2	0	2	0	2	2.0
Kendall Rodgers	1	1	0	1	0	1	1.0
Will Brunson	3	10	10	0	1	6	0.0

Passing	C-A-I	Yds	TD	Long	Sack
Will Brunson	12-20-0	146	1	22	1

Receiving	No.	Yards	TD	Long
Austin Ellis	4	30	0	13
J. Crockett	3	44	1	22
Jerah Reeves	2	37	0	22
A. Manzo-Lewis	1	22	0	22

Punting	No.	Yds	Avg	Long	In20	TB
Jon Martin	4	135	33.8	44	1	0

Punt Returns	No.	Yards	TD	Long
---------------------	-----	-------	----	------

Kick Returns	No.	Yards	TD	Long
Kareem Brown	2	36	0	18
Kendall Rodgers	1	25	0	25

Tackles	UA-A	Total	Sacks	TFL
M. Nicastro	7-4	11	0.0	0.0
Neil Morrison	5-2	7	0.0	1.0
D. Timmons	3-4	7	0.0	0.5
M. Hoskins	6-0	6	1.0	2.0

New Hampshire

Rushing	No.	Gain	Loss	Net	TD	Lg	Avg
Bryant,Trevon	18	114	2	112	1	38	6.2
Crossan,Dalton	5	37	0	37	0	13	7.4
Knight,Trevor	15	56	26	30	0	10	2.0
Love,Malik	1	4	0	4	0	4	4.0

Passing	C-A-I	Yds	TD	Long	Sack
Knight,Trevor	19-33-1	176	2	29	4
Riese,Adam	2-2-0	18	0	14	0

Receiving	No.	Yards	TD	Long
Donovan,Rory	7	79	1	29
Powell,Jordan	4	30	0	14
Goodrich,Donal	4	26	0	14
Crossan,Dalton	3	39	1	18

Punting	No.	Yds	Avg	Long	In20	TB
Pedinoff,Max	2	63	31.5	34	1	0

Punt Returns	No.	Yards	TD	Long
DeAndrade,C.	2	9	0	9

Kick Returns	No.	Yards	TD	Long
Bryant,Trevon	2	25	0	14
Goodrich,Donal	2	14	0	14

Tackles	UA-A	Total	Sacks	TFL
Lacey,Pop	9-0	9	0.0	0.0
Ellison,Rick	7-1	8	0.0	1.0
Chollette,D.	5-1	6	0.0	2.0
Shorey,Cam	5-0	5	1.0	1.0

Qtr	Time	Scoring Play	V-H
1st	12:15	UNH - Crossan,Dalton 18 yd pass from Knight,Trevor (Knight,Trevor rush), 8-74 2:45	0 - 8
2nd	08:12	UNH - Donovan,Rory 8 yd pass from Knight,Trevor (Ellman,Morgan kick), 9-76 3:56	0 - 15
	02:56	UNH - Bryant,Trevon 3 yd run (Ellman,Morgan kick), 5-51 1:20	0 - 22
	00:34	ALBANY - J. Crockett 11 yd pass from Will Brunson (Ethan Stark kick), 10-79 2:15	7 - 22
3rd	13:18	ALBANY - Ibitokun-Hanks 1 yd run (Ethan Stark kick), 4-59 1:42	14 - 22
	08:38	UNH - Ellman,Morgan 20 yd field goal, 10-56 4:36	14 - 25
	01:14	ALBANY - Ibitokun-Hanks 2 yd run (A. Manzo-Lewis pass from Will Brunson), 7-92 3:07	22 - 25
4th	08:32	ALBANY - Will Brunson 4 yd run (Ethan Stark kick), 9-75 4:41	29 - 25
	03:19	ALBANY - Ibitokun-Hanks 13 yd run (Ethan Stark kick), 5-48 0:56	36 - 25

TEAM RECORDS

TEAM RECORDS SINCE 1999 (DIVISION I FCS ERA)

Rushing Yards.....	468 vs. Wagner, 11-1-03
Passing Yards.....	354 vs. Duquesne, 8-31-13
Total Yards.....	600 vs. Drake, 10-12-02
First Downs	30 vs Canisius, 10-19-02
.....	vs Fordham, 9-9-07
.....	vs Rhode Island, 9-20-14
Low Rushing Yards Allowed	minus-51 vs. Robert Morris, 11-4-06
Low Passing Yards Allowed	21 vs. Wagner, 10-28-06
Low Total Yards Allowed	74 vs. Central Conn. State, 9-13-03
Fewest First Downs Allowed	3 vs. St. Francis, Pa., 10-9-10
Turnovers Forced	6 vs. James Madison, 9-19-15
.....	6 vs. Rhode Island, 9-12-15
.....	6 vs. Stony Brook, 10-2-99
.....	6 vs. Towson, 9-1-01
Points (Game)	64 vs. St. Peter's, 10-4-03
Points (Half)	41 vs. Duquesne (first), 10-10-09
Points (Quarter)	28 vs. Duquesne (second), 10-10-09
.....	28 at Duquesne (second), 11-10-12
Victory Margin	55 vs. St. Peter's (64-9), 10-4-03
Loss Margin	56 vs. Old Dominion (66-10), 9-28-13

MOST YARDS GAINED

Game	635 vs. Salisbury State, 10-31-92 (473 rushing, 162 passing)
By Opposition	625, by James Madison, 9-19-15 (350 rushing, 275 passing)
.....	619, by Cortland, 10-28-78 (175 rushing, 444 passing)
.....	619, by Southern Conn. State, 11-15-97 (253 rushing, 366 passing)
Season	5,035, 1997 (814 plays)
By Opposition	4,520, 2015 (812 plays)

SCORING OFFENSE

Game	75 vs. Massachusetts Maritime, 10-11-74
Half	47 vs. Mass. Maritime, 10-11-74 (2nd)
Quarter	38 vs. C.W. Post, 9-27-97 (1st)
Most Season	468, 1997 (12 games)
Fewest Season	133, 1976 (9 games)

SCORING DEFENSE

Game	65 by Hofstra, 10-27-90
Half	49 by Northeastern, 9-9-00 (1st)
Quarter	28 by Springfield, 9-22-90 (2nd)
.....	28 by Florida International, 11-9-02 (3rd)
.....	28 by Northeastern, 9-9-00 (2nd)
Most Season	351, 2013 (10 games)
Fewest Season	85, 1981 (10 games)

MOST PASSING YARDS GAINED

Game	398 vs. Southern Conn. State, 11-15-97
By Opposition	444, by Cortland, 10-28-78
Season	2,804, 2011 (350 attempts)
By Opposition	2,588, 2007 (386 attempts)

MOST RUSHING YARDS GAINED

Game	540 vs. Curry, 10-20-73
By Opposition	437, by Springfield, 9-22-90
Season	3,215, 2003 (568 rushes)
By Opposition	2,337, 1991 (511 rushes)

TEAM SEASON RECORDS SINCE 1973

Most Wins	11, 1997 (11-1); 10, 1998 (10-1)
Most Consecutive Wins	14, 1997-98
.....	13, 1973-75
Most Consecutive Conference Wins.....	18, 10-13-07 to 10-24-09
Most Losses.....	11, 2013 (11-1)
.....	8, 2015 (3-8)
.....	7, 1983 (3-7)
.....	1990 (3-7)
.....	1995 (3-7)
.....	2004 (4-7)
Most Consecutive Losses	10, 2013
.....	7, 2004-05
.....	5, 1990-91
Most Consecutive Games Without Being Shut Out	90, 1994-2003; 38, 1986-90
Most Consecutive Wins at Home	12, 10-6-07 to 10-17-09
Most Consecutive Wins on Road.....	15, 1997-99
.....	10, 1973-75
Most Consecutive Losses at Home	5, 2013
.....	5, 1993-94
Most Consecutive Losses on Road	9, 1973-74 and 1984-85
Largest Margin of Victory	69, Massachusetts Maritime, 10-11-74 (75-6)
Largest Margin of Defeat	58, by Hofstra, 10-27-90 (65-7)
Consecutive Winning Seasons	7, 2006-12
.....	4, 1996-99

SINGLE-GAME RECORDS

THE LAST TIME...

INTERCEPTION FOR TOUCHDOWN

Albany: Rayshan Clark, 36 yards and vs. Elon
Casey Stadium, 10-29-16
Opp.: Nasir Adderley of Delaware
22 yards at Casey Stadium, 11-5-16

KICKOFF RETURN FOR TOUCHDOWN

Albany: Dione Alston, 96 yards at Richmond
Robins Stadium, 10-31-15
Opp.: Dalton Crossan of New Hampshire,
93 yards at Bob Ford Field, 11-16-13

FUMBLE RETURN FOR TOUCHDOWN

Albany: Julian Cox, 6 yards vs. Elon
Casey Stadium, 10-29-16
Opp.: Hunter Hudgins of Holy Cross
0 yards at Fitton Field, 10-3-15

PUNT RETURN FOR TOUCHDOWN

Albany: Ryan Kirchner, 80 yards vs. Wagner,
University Field, 11-13-10
Opp.: Kalif Raymond of Holy Cross,
67 yards at Fitton Field, 10-3-15

BLOCKED PUNT - RETURN FOR TOUCHDOWN

Albany: Kyle Jordan, 19 yards vs. Colgate,
University Field, 9-1-12
Opp.: Michael Scott of Sacred Heart, 38 yards at
Campus Field, 10-21-00

100-YARD RUSHING GAME

Albany: Elijah Ibitokun-Hanks, 298 yards vs. New Hampshire
Wildcat Stadium, 11-12-16
Opp.: Wes Hills of Delaware, 122 yards
Casey Stadium, 11-5-16

200-YARD RUSHING GAME

Albany: Elijah Ibitokun-Hanks, 298 yards vs. New Hampshire
Wildcat Stadium, 11-12-16
Opp.: Donald Liotine of Stony Brook, 203 yards
LaValle Stadium, 11-21-15

100-YARD RECEIVING GAME

Albany: Zee Roberson, 108 vs. Holy Cross
Casey Stadium, 9-17-16
Opp.: Kamron Lewis, 121, of Saint Francis (Pa.)
Casey Stadium, 9-24-16

200-YARD PASSING GAME

Albany: Neven Sussman, 211 vs. Richmond
Casey Stadium, 10-8-16
Opp.: Dan Collins of Maine, 280
Alfond Stadium, 10-15-16

300-YARD PASSING GAME

Albany: Will Fiacchi, 331 vs. Villanova
Villanova Stadium, 11-15-14
Opp.: Peter Pujols of Holy Cross, 353 yards
Casey Stadium, 9-17-16

DIVISION I FCS SINGLE-GAME HIGHS (1999-PRESENT)

Rushing Yards	298, Elijah Ibitokun-Hanks vs. New Hampshire, 11-12-16
.....	271, David McCarty vs. Jacksonville, 12-6-08
Rushing Touchdowns	4, Elijah Ibitokun-Hanks vs. Holy Cross, 9-17-16
.....	4, David McCarty vs. Jacksonville, 12-6-08
.....	4, Gary Jones vs. Wagner, 11-1-03
Touchdowns Scored	4, Elijah Ibitokun-Hanks vs. Holy Cross, 9-17-16
.....	4, David McCarty vs. Jacksonville, 12-6-08
.....	4, Gary Jones vs. Wagner, 11-1-03
Passing Yards	346, Will Fiacchi vs. Duquesne, 8-31-13
Touchdown Passes	5, Dan Di Lella vs. Central Conn. State, 10-22-11
.....	4, Will Fiacchi vs. Delaware, 11-8-14
.....	4, Dan Di Lella vs. Sacred Heart, 11-19-11
.....	3, Will Fiacchi vs. Columbia, 9-27-14
.....	3, Will Fiacchi vs. Robert Morris, 9-8-12
.....	3, Michael Oliva vs. Stony Brook, 10-2-99
.....	3, Ryan Roeder vs. Robert Morris, 11-11-00
.....	3, Marcus Rotondi vs. St. John's, 9-8-01
.....	3, Ryan Roeder vs. Wagner, 9-22-01
.....	3, Vinny Esposito vs. Duquesne, 10-4-08
Receiving Yards	251, Chris Phillis vs. Robert Morris, 11-11-00
Receptions	12, Ryan Kirchner vs. Stony Brook, 11-26-11
.....	11, Cole King vs. Richmond, 10-11-14
.....	10, Chris Phillis vs. Hofstra, 11-18-00
.....	10, Tim Bush vs. Wagner, 11-15-08
.....	10, Tim Bush vs. Central Conn. State, 10-31-09
Touchdown Receptions	3, Cole King vs. Robert Morris, 9-8-12
.....	3, Ryan Kirchner vs. Sacred Heart, 11-19-11
.....	2, Zee Roberson vs. Holy Cross, 9-17-16
.....	2, Anthony Manzo-Lewis vs. Richmond, 10-31-15
.....	2, Brian Parker at Villanova, 11-15-14
.....	2, Josh Gontarek vs. Delaware, 11-8-14
.....	2, Cole King at CCSU, 9-6-14
.....	2, Kevin Chillis vs. Duquesne, 8-31-13
.....	2, Tim Bush vs. Wagner, 11-15-08
.....	2, Chris Phillis vs. Wagner, 10-9-99
.....	2, Chris Phillis vs. Wagner, 9-23-00
.....	2, Chris Phillis vs. Robert Morris, 11-11-00
.....	2, Jonathan Garrick vs. St. John's, 9-8-01
.....	2, Chris Phillis vs. Wagner, 9-22-01
All-Purpose Yards	305, Elijah Ibitokun-Hanks vs. New Hampshire, 11-12-16
.....	286, David McCarty vs. Jacksonville, 12-6-08
Tackles	18, Rayshan Clark vs. Maine, 10-10-15
.....	18, Christian Dorsey vs. Delaware, 11-8-14
.....	18, Josh Bazan vs. Drake, 10-12-02
.....	18, Colin Disch vs. Central Conn. State, 9-24-05
Interceptions	2, Jon Morgan vs. Sacred Heart, 10-27-12
.....	2, David Cross vs. Central Conn. State, 9-4-99
.....	2, Mike Grever vs. Wagner, 10-9-99
.....	2, Samson Brown vs. Towson, 9-1-01
.....	2, Samson Brown vs. Wagner, 9-22-01
.....	2, Kamar Elliott vs. St. Francis, Pa., 10-26-02
.....	2, Ryan MacLean vs. Duquesne, 11-23-02
.....	2, Eric Neugebauer vs. Wagner, 10-29-05
.....	2, Rashad Barksdale vs. Delaware, 9-16-06
.....	2, Dave Casale vs. Robert Morris, 11-8-08

INDIVIDUAL CAREER GAME-HIGHS

DIONE ALSTON

Points scored: 6, at Richmond, Oct 31, 2015; Saint Francis (Pa.), Sep 24, 2016
Touchdowns: 1, at Richmond, Oct 31, 2015; Saint Francis (Pa.), Sep 24, 2016
Rush attempts: 9, at Maine, Oct 15, 2016
Rush yards: 87, Saint Francis (Pa.), Sep 24, 2016 (4 carries)
Rush TDs: 1, Saint Francis (Pa.), Sep 24, 2016
Long rush: 54, Saint Francis (Pa.), Sep 24, 2016
Receptions: 4, at Villanova, Oct 22, 2016
Receiving yards: 36, at Maine, Oct 15, 2016 (1 receptions)
Long reception: 36, at Maine, Oct 15, 2016
Total offense attempts: 9, at Maine, Oct 15, 2016 (9 rush,0 pass)
Total offense yards: 87, Saint Francis (Pa.), Sep 24, 2016 (87 rush,0 pass)
All-purpose yards: 179 [t-10th], at Richmond, Oct 31, 2015
Kick returns: 5 [t-2nd], 5 times
Kick return yards: 179 [1st], at Richmond, Oct 31, 2015 (5 returns)
Long kick return: 96 [1st], at Richmond, Oct 31, 2015

A. ASANPAOLA

Tackles: 2, 4 times
Fumbles recovered: 1 [t-2nd], at UNH, Nov 1, 2014

KAREEM BROWN

All-purpose yards: 43, at Buffalo, Sep 02, 2016
Kick returns: 2, at New Hampshire, Nov 12, 2016
Kick return yards: 43, at Buffalo, Sep 02, 2016 (1 returns)
Long kick return: 43 [t-9th], at Buffalo, Sep 02, 2016
Interceptions: 1 [t-3rd], Saint Francis (Pa.), Sep 24, 2016
Tackles: 8, at Villanova, Oct 22, 2016 (6-2); Saint Francis (Pa.), Sep 24, 2016 (4-4)
Tackles for loss: 1.0, at Villanova, Oct 22, 2016 (1-0); at Buffalo, Sep 02, 2016 (1-0)
Fumbles forced: 1 [t-5th], Saint Francis (Pa.), Sep 24, 2016
Pass breakups: 2 [t-8th], Saint Francis (Pa.), Sep 24, 2016

WILL BRUNSON

Points scored: 6, at New Hampshire, Nov 12, 2016
Touchdowns: 1, at New Hampshire, Nov 12, 2016
Rush attempts: 3, at New Hampshire, Nov 12, 2016; at Villanova, Oct 22, 2016
Rush yards: 6, ELON, Oct 29, 2016 (1 carries)
Rush TDs: 1, at New Hampshire, Nov 12, 2016
Long rush: 6, at New Hampshire, Nov 12, 2016; ELON, Oct 29, 2016
Pass attempts: 20, at New Hampshire, Nov 12, 2016
Pass completions: 12, at New Hampshire, Nov 12, 2016
Pass yards: 146, at New Hampshire, Nov 12, 2016
Pass TDs: 1, at New Hampshire, Nov 12, 2016
Long pass: 22, at New Hampshire, Nov 12, 2016
Total offense attempts: 23, at New Hampshire, Nov 12, 2016 (3 rush,20 pass)
Total offense yards: 146, at New Hampshire, Nov 12, 2016 (0 rush,146 pass)
All-purpose yards: 6, ELON, Oct 29, 2016

TYLER CARSWELL

Tackles: 1, ELON, Oct 29, 2016 (0-1); Holy Cross, Sep 17, 2016 (0-1)

RAYSHAN CLARK

Points scored: 6, ELON, Oct 29, 2016; at Rhode Island, Sep 10, 2016
Touchdowns: 1, ELON, Oct 29, 2016; at Rhode Island, Sep 10, 2016
All-purpose yards: 36, ELON, Oct 29, 2016
Kick returns: 2, Holy Cross, Aug 30, 2014; RICHMOND, Oct 11, 2014
Kick return yards: 32, RICHMOND, Oct 11, 2014 (2 returns)
Long kick return: 20, at Rhode Island, Sep 20, 2014
Interceptions: 1 [t-3rd], 7 times
Long interception return: 36 [7th], ELON, Oct 29, 2016
Tackles: 18 [t-1st], MAINE, Oct 10, 2015 (17-1)
Sacks: 1.0, Columbia, Sep 27, 2014 (1-0)
Tackles for loss: 1.5, Holy Cross, Aug 30, 2014 (1-0); Richmond, Oct 08, 2016 (1-0)
Fumbles forced: 1 [t-5th], at Stony Brook, Nov 21, 2015; at Rhode Island, Sep 10, 2016; Columbia, Sep 27, 2014
Fumbles recovered: 1 [t-2nd], 5 times
Pass breakups: 4 [t-1st], James Madison, Oct 04, 2014; at Central Connecticut, Sep 06, 2014

JULIAN COX

Points scored: 6, ELON, Oct 29, 2016
Touchdowns: 1, ELON, Oct 29, 2016
All-purpose yards: 22, at James Madison, Sep 19, 2015
Interceptions: 1 [t-3rd], at James Madison, Sep 19, 2015
Long interception return: 22, at James Madison, Sep 19, 2015
Tackles: 16 [t-3rd], at James Madison, Sep 19, 2015 (8-8)
Sacks: 1.0, Villanova, Oct 17, 2015 (1-0); at James Madison, Sep 19, 2015 (1-0); Duquesne, Sep 26, 2015 (1-0)
Tackles for loss: 1.5, Villanova, Oct 17, 2015 (1-0)

Fumbles forced: 1 [t-5th], at Delaware, Nov 07, 2015; at James Madison, Sep 19, 2015
Fumbles recovered: 1 [t-2nd], at Delaware, Nov 07, 2015; ELON, Oct 29, 2016; Duquesne, Sep 26, 2015
Pass breakups: 1, at Maine, Oct 15, 2016; Rhode Island, Sep 12, 2015; Duquesne, Sep 26, 2015

JORDAN CROCKETT

Points scored: 6, at New Hampshire, Nov 12, 2016; Richmond, Oct 08, 2016; Saint Francis (Pa.), Sep 24, 2016
Touchdowns: 1, at New Hampshire, Nov 12, 2016; Richmond, Oct 08, 2016; Saint Francis (Pa.), Sep 24, 2016
Rush attempts: 1, DELAWARE, Nov 05, 2016; at New Hampshire, Nov 12, 2016
Rush yards: 2, at New Hampshire, Nov 12, 2016 (1 carries)
Long rush: 2, at New Hampshire, Nov 12, 2016
Receptions: 4, at Maine, Oct 15, 2016
Receiving yards: 77, DELAWARE, Nov 05, 2016 (2 receptions)
Receiving TDs: 1, at New Hampshire, Nov 12, 2016; Richmond, Oct 08, 2016; Saint Francis (Pa.), Sep 24, 2016
Long reception: 51, Richmond, Oct 08, 2016
Total offense attempts: 1, DELAWARE, Nov 05, 2016 (1 rush,0 pass); at New Hampshire, Nov 12, 2016 (1 rush,0 pass)
Total offense yards: 2, at New Hampshire, Nov 12, 2016 (2 rush,0 pass)
All-purpose yards: 68, DELAWARE, Nov 05, 2016

DJ CROOK

Points scored: 6, Rhode Island, Sep 12, 2015; at James Madison, Sep 19, 2015
Touchdowns: 1, Rhode Island, Sep 12, 2015; at James Madison, Sep 19, 2015
Rush attempts: 13, at Delaware, Nov 07, 2015
Rush yards: 134, at Delaware, Nov 07, 2015 (13 carries)
Rush TDs: 1, Rhode Island, Sep 12, 2015; at James Madison, Sep 19, 2015
Long rush: 63 [7th], at Delaware, Nov 07, 2015
Pass attempts: 36 [t-6th], at James Madison, Sep 19, 2015
Pass completions: 19, Rhode Island, Sep 12, 2015; Duquesne, Sep 26, 2015
Pass yards: 261 [10th], Duquesne, Sep 26, 2015
Pass TDs: 2 [t-9th], Rhode Island, Sep 12, 2015; Duquesne, Sep 26, 2015
Had intercepted: 3 [t-2nd], Villanova, Oct 17, 2015
Long pass: 49, at Holy Cross, Oct 03, 2015
Total offense attempts: 39, at James Madison, Sep 19, 2015 (3 rush,36 pass)
Total offense yards: 248, Duquesne, Sep 26, 2015 (-13 rush,261 pass)
All-purpose yards: 134, at Delaware, Nov 07, 2015

NICK DILLON

Tackles: 6, Holy Cross, Sep 17, 2016 (1-5)
Tackles for loss: .5, Holy Cross, Sep 17, 2016 (0-0)

BRIAN DOLCE

Tackles: 8, at Maine, Oct 15, 2016 (2-6); Holy Cross, Sep 17, 2016 (2-6)
Sacks: 1.0, at New Hampshire, Nov 12, 2016 (1-0); Holy Cross, Sep 17, 2016 (1-0)
Tackles for loss: 1.5, Richmond, Oct 08, 2016 (1-0)
Fumbles recovered: 1 [t-2nd], Holy Cross, Sep 17, 2016
Pass breakups: 1, at New Hampshire, Nov 12, 2016; at Maine, Oct 15, 2016

AUSTIN ELLIS

Receptions: 4, at New Hampshire, Nov 12, 2016
Receiving yards: 32, DELAWARE, Nov 05, 2016 (1 receptions)
Long reception: 32, DELAWARE, Nov 05, 2016
All-purpose yards: 32, DELAWARE, Nov 05, 2016

JACK FORSTER

Tackles: 8, at Delaware, Nov 07, 2015 (5-3)
Sacks: 1.0, at Delaware, Nov 07, 2015 (1-0); at James Madison, Sep 19, 2015 (1-0)
Tackles for loss: 2.0 [t-10th], at James Madison, Sep 19, 2015 (2-0)
Fumbles recovered: 1 [t-2nd], at Richmond, Oct 31, 2015; Rhode Island, Sep 12, 2015
Blocked kicks: 1 [t-2nd], at Delaware, Nov 07, 2015

MASON GRAY

All-purpose yards: 14, at New Hampshire, Nov 12, 2016
Interceptions: 1 [t-3rd], 5 times
Long interception return: 14, at New Hampshire, Nov 12, 2016
Tackles: 10, DELAWARE, Nov 05, 2016 (6-4)
Tackles for loss: 1.0, at Rhode Island, Sep 10, 2016 (1-0)
Fumbles forced: 1 [t-5th], UNH, Nov 14, 2015; at Villanova, Oct 22, 2016; at Buffalo, Sep 02, 2016
Pass breakups: 2 [t-8th], at New Hampshire, Nov 12, 2016; at Maine, Oct 15, 2016

INDIVIDUAL CAREER GAME-HIGHS

NICK GRIFFIN

Tackles: 3, at New Hampshire, Nov 12, 2016 (2-1)
Sacks: 2.0 [t-1st], at New Hampshire, Nov 12, 2016 (2-0)
Tackles for loss: 2.5 [t-6th], at New Hampshire, Nov 12, 2016 (2-0)
Fumbles forced: 1 [t-5th], at New Hampshire, Nov 12, 2016
Fumbles recovered: 1 [t-2nd], DELAWARE, Nov 05, 2016

DEAN GROGG

Tackles: 1, at Rhode Island, Sep 10, 2016 (1-0)

BRAD HARRIS

Points scored: 8, at Buffalo, Sep 02, 2016
Touchdowns: 1, 5 times
Rush attempts: 1, Columbia, Sep 27, 2014
Rush yards: 7, Columbia, Sep 27, 2014 (1 carries)
Long rush: 7, Columbia, Sep 27, 2014
Receptions: 7 [t-10th], Duquesne, Sep 26, 2015
Receiving yards: 122 [5th], Duquesne, Sep 26, 2015 (7 receptions) Receiving TDs: 1, 5 times
Long reception: 57 [t-4th], James Madison, Oct 04, 2014
Total offense attempts: 1, Columbia, Sep 27, 2014 (1 rush, 0 pass) Total offense yards: 7, Columbia, Sep 27, 2014 (7 rush, 0 pass) All-purpose yards: 122, Duquesne, Sep 26, 2015
Tackles: 2, at Stony Brook, Nov 21, 2015 (2-0)

NATE HATALSKY

All-purpose yards: 16, at Richmond, Oct 31, 2015
Kick returns: 1, at Richmond, Oct 31, 2015
Kick return yards: 16, at Richmond, Oct 31, 2015 (1 returns)
Long kick return: 16, at Richmond, Oct 31, 2015
Tackles: 8, Villanova, Oct 17, 2015 (2-6)
Tackles for loss: 1.0, at Delaware, Nov 07, 2015 (1-0); at Stony Brook, Nov 21, 2015 (1-0)

TRE HOPKINS

Receptions: 1, ELON, Oct 29, 2016
Receiving yards: 9, ELON, Oct 29, 2016 (1 receptions)
Long reception: 9, ELON, Oct 29, 2016
All-purpose yards: 9, ELON, Oct 29, 2016

MALACHI HOSKINS

Tackles: 16 [t-3rd], Richmond, Oct 08, 2016 (5-11)
Sacks: 2.0 [t-1st], at Delaware, Nov 07, 2015 (2-0); at UNH, Nov 1, 2014 (2-0); Richmond, Oct 08, 2016 (2-0)
Tackles for loss: 4.0 [1st], at Delaware, Nov 07, 2015 (4-0)
Fumbles forced: 1 [t-5th], 7 times
Pass breakups: 1, at Delaware, Nov 07, 2015; UNH, Nov 14, 2015; at Maine, Oct 15, 2016

ELIJAH IBITOKUN-HANKS

Points scored: 24 [1st], Holy Cross, Sep 17, 2016
Touchdowns: 4 [1st], Holy Cross, Sep 17, 2016
Rush attempts: 39 [1st], at New Hampshire, Nov 12, 2016
Rush yards: 298 [1st], at New Hampshire, Nov 12, 2016 (39 carries)
Rush TDs: 4 [1st], Holy Cross, Sep 17, 2016
Long rush: 65 [t-5th], at Villanova, Oct 22, 2016
Receptions: 2, at Buffalo, Sep 02, 2016; Saint Francis (Pa.), Sep 24, 2016
Receiving yards: 17, Saint Francis (Pa.), Sep 24, 2016 (2 receptions)
Long reception: 15, Saint Francis (Pa.), Sep 24, 2016
Total offense attempts: 39, at New Hampshire, Nov 12, 2016 (39 rush, 0 pass)
Total offense yards: 298 [7th], at New Hampshire, Nov 12, 2016 (298 rush, 0 pass)
All-purpose yards: 305 [1st], at New Hampshire, Nov 12, 2016

NIC KETTER

Points scored: 6, 4 times
Touchdowns: 1, 4 times
Receptions: 2, at Stony Brook, Nov 23, 2013; at UNH, Nov 1, 2014; COLGATE, Oct 25, 2014
Receiving yards: 41, at Maine, Oct 18, 2014 (1 receptions)
Receiving TDs: 1, 4 times
Long reception: 41, at Maine, Oct 18, 2014
All-purpose yards: 41, at Maine, Oct 18, 2014
Kick returns: 1, at Richmond, Nov 1, 2013; at Maine, Oct 15, 2016; COLGATE, Oct 25, 2014
Kick return yards: 11, COLGATE, Oct 25, 2014 (1 returns)
Long kick return: 11, COLGATE, Oct 25, 2014

PRINCE KLUTSEY

Tackles: 3, Villanova, Oct 17, 2015 (0-3)

POWER LAWRENCE

All-purpose yards: 9, at Maine, Oct 15, 2016
Kick returns: 1, at Maine, Oct 15, 2016

Kick return yards: 9, at Maine, Oct 15, 2016 (1 returns)
Long kick return: 9, at Maine, Oct 15, 2016
Tackles: 1, at Stony Brook, Nov 21, 2015 (0-1); at Buffalo, Sep 05, 2015 (1-0); Duquesne, Sep 26, 2015 (0-1)

ABNER LOGAN

Tackles: 13, Holy Cross, Sep 17, 2016 (4-9)
Sacks: 1.0, at Villanova, Oct 22, 2016 (1-0); Holy Cross, Sep 17, 2016 (1-0)
Tackles for loss: 1.0, 4 times
Fumbles recovered: 1 [t-2nd], at Maine, Oct 15, 2016; Holy Cross, Sep 17, 2016
Pass breakups: 1, at Buffalo, Sep 02, 2016

ANTHONY MANZO-LEWIS

Points scored: 12, at Richmond, Oct 31, 2015
Touchdowns: 2, at Richmond, Oct 31, 2015
Receptions: 4, at Holy Cross, Oct 03, 2015
Receiving yards: 66, at Maine, Oct 15, 2016 (3 receptions)
Receiving TDs: 2 [t-3rd], at Richmond, Oct 31, 2015
Long reception: 45, at Maine, Oct 15, 2016
All-purpose yards: 66, at Maine, Oct 15, 2016
Kick returns: 2, Richmond, Oct 08, 2016
Kick return yards: 15, Richmond, Oct 08, 2016 (2 returns)
Long kick return: 9, Richmond, Oct 08, 2016

JON MARTIN

Punt attempts: 9 [1st], at James Madison, Sep 19, 2015
Punt yards: 378 [2nd], at James Madison, Sep 19, 2015 (9 punts)
Longest punt: 76 [2nd], TOWSON, Oct 19, 2013

ROCCO MARUCCI

Tackles: 2, DELAWARE, Nov 05, 2016 (0-2); ELON, Oct 29, 2016 (0-2)

ELI MENCER

All-purpose yards: 27, Richmond, Oct 08, 2016
Kick returns: 1, Richmond, Oct 08, 2016; at Buffalo, Sep 02, 2016
Kick return yards: 27, Richmond, Oct 08, 2016 (1 returns)
Long kick return: 27, Richmond, Oct 08, 2016
Tackles: 4, at Rhode Island, Sep 10, 2016 (3-1)
Sacks: 1.0, at Rhode Island, Sep 10, 2016 (1-0)
Tackles for loss: 1.0, at Rhode Island, Sep 10, 2016 (1-0)
Fumbles forced: 1 [t-5th], Holy Cross, Sep 17, 2016
Fumbles recovered: 1 [t-2nd], Holy Cross, Sep 17, 2016

NEIL MORRISON

Points scored: 6, Holy Cross, Aug 30, 2014
Touchdowns: 1, Holy Cross, Aug 30, 2014
Punt returns: 1, UNH, Nov 16, 2013
Interceptions: 1 [t-3rd], at James Madison, Sep 19, 2015
Tackles: 9, at James Madison, Sep 19, 2015 (4-5)
Sacks: 1.0, Richmond, Oct 08, 2016 (1-0); at Maine, Oct 18, 2014 (1-0); Columbia, Sep 27, 2014 (1-0)
Tackles for loss: 2.0, at Delaware, Nov 07, 2015 (2-0)
Fumbles forced: 1 [t-5th], at Delaware, Nov 07, 2015
Fumbles recovered: 1 [t-2nd], 4 times
Pass breakups: 1, Holy Cross, Sep 17, 2016; Columbia, Sep 27, 2014

MARCEL NGACHIE

Tackles: 9, at Delaware, Oct 12, 2013 (3-6)
Sacks: 1.0, TOWSON, Oct 19, 2013 (1-0)
Tackles for loss: 2.0 [t-10th], TOWSON, Oct 19, 2013 (2-0)
Fumbles forced: 1 [t-5th], at Villanova, Nov 15, 2014; Maine, Nov 09, 2013

MICHAEL NICASTRO

Points scored: 6, at Villanova, Oct 22, 2016; at Rhode Island, Sep 10, 2016
Touchdowns: 1, at Villanova, Oct 22, 2016; at Rhode Island, Sep 10, 2016
All-purpose yards: 80, at Rhode Island, Sep 10, 2016
Interceptions: 1 [t-3rd], 5 times
Long interception return: 80 [1st], at Rhode Island, Sep 10, 2016
Tackles: 16 [t-3rd], DELAWARE, Nov 05, 2016 (6-10); Saint Francis (Pa.), Sep 24, 2016 (3-13)
Sacks: 1.5, at Duquesne, Aug 31, 2013 (1-1)
Tackles for loss: 2.5 [t-6th], at Duquesne, Aug 31, 2013 (2-1)
Fumbles forced: 1 [t-5th], Holy Cross, Sep 17, 2016
Fumbles recovered: 1 [t-2nd], 7 times
Pass breakups: 1, 4 times

BEN PAGAN

Tackles: 2, Richmond, Oct 08, 2016 (1-1)

INDIVIDUAL CAREER GAME-HIGHS

CORY PARKER

Points scored: 6, at Delaware, Nov 07, 2015
Touchdowns: 1, at Delaware, Nov 07, 2015
Rush attempts: 1, at Rhode Island, Sep 10, 2016
Rush yards: -4, at Rhode Island, Sep 10, 2016 (1 carries)
Total offense attempts: 1, at Rhode Island, Sep 10, 2016 (1 rush,0 pass)
Total offense yards: -4, at Rhode Island, Sep 10, 2016 (-4 rush,0 pass)
All-purpose yards: 10, at Stony Brook, Nov 21, 2015
Kick returns: 1, at Delaware, Nov 07, 2015; at New Hampshire, Nov 12, 2016; at Stony Brook, Nov 21, 2015
Kick return yards: 10, at Stony Brook, Nov 21, 2015 (1 returns)
Long kick return: 10, at Stony Brook, Nov 21, 2015
Tackles: 1, at New Hampshire, Nov 12, 2016 (1-0); at Buffalo, Sep 05, 2015 (1-0); at James Madison, Sep 19, 2015 (0-1)
Fumbles recovered: 1 [t-2nd], at Delaware, Nov 07, 2015

ISAAH POWELL

Tackles: 3, at Villanova, Oct 22, 2016 (1-2)
Sacks: 1.5, at Villanova, Oct 22, 2016 (1-1)
Tackles for loss: 1.0, at Villanova, Oct 22, 2016 (1-0)
Fumbles forced: 1 [t-5th], Richmond, Oct 08, 2016

JERAH REEVES

Receptions: 2, at New Hampshire, Nov 12, 2016; at Villanova, Oct 22, 2016
Receiving yards: 37, at New Hampshire, Nov 12, 2016 (2 receptions)
Long reception: 22, at New Hampshire, Nov 12, 2016
All-purpose yards: 37, at New Hampshire, Nov 12, 2016

LUKAS REPETTI

Receptions: 2, at Stony Brook, Nov 21, 2015
Receiving yards: 15, at Stony Brook, Nov 21, 2015 (2 receptions)
Long reception: 9, at Stony Brook, Nov 21, 2015
All-purpose yards: 15, at Stony Brook, Nov 21, 2015

ZEE ROBERSON

Points scored: 12, Holy Cross, Sep 17, 2016
Touchdowns: 2 [t-10th], Holy Cross, Sep 17, 2016
Rush attempts: 1, at Holy Cross, Oct 03, 2015
Rush yards: 8, at Holy Cross, Oct 03, 2015 (1 carries)
Long rush: 8, at Holy Cross, Oct 03, 2015
Receptions: 9 [t-3rd], MAINE, Oct 10, 2015
Receiving yards: 108 [10th], Holy Cross, Sep 17, 2016 (4 receptions)
Receiving TDs: 2 [t-3rd], Holy Cross, Sep 17, 2016
Long reception: 49, Holy Cross, Sep 17, 2016
Total offense attempts: 1, at Holy Cross, Oct 03, 2015 (1 rush,0 pass)
Total offense yards: 8, at Holy Cross, Oct 03, 2015 (8 rush,0 pass)
All-purpose yards: 108, Holy Cross, Sep 17, 2016

JAMAL ROBINSON

Interceptions: 1 [t-3rd], 4 times
Tackles: 11, UNH, Nov 14, 2015 (10-1)
Tackles for loss: 1.0, at UNH, Nov 1, 2014 (1-0); at Holy Cross, Oct 03, 2015 (1-0)
Fumbles forced: 1 [t-5th], at Delaware, Nov 07, 2015
Fumbles recovered: 1 [t-2nd], Rhode Island, Sep 12, 2015
Pass breakups: 4 [t-1st], RICHMOND, Oct 11, 2014

KENDALL RODGERS JR.

Rush attempts: 12, ELON, Oct 29, 2016
Rush yards: 62, ELON, Oct 29, 2016 (12 carries)
Long rush: 12, Holy Cross, Sep 17, 2016
Receptions: 1, at New Hampshire, Nov 12, 2016
Receiving yards: 6, at New Hampshire, Nov 12, 2016 (1 receptions)
Long reception: 6, at New Hampshire, Nov 12, 2016
Total offense attempts: 12, ELON, Oct 29, 2016 (12 rush,0 pass)
Total offense yards: 62, ELON, Oct 29, 2016 (62 rush,0 pass)
All-purpose yards: 62, ELON, Oct 29, 2016
Kick returns: 1, at New Hampshire, Nov 12, 2016
Kick return yards: 25, at New Hampshire, Nov 12, 2016 (1 returns)
Long kick return: 25, at New Hampshire, Nov 12, 2016

KYLE SAKOWSKI

All-purpose yards: 24, at Rhode Island, Sep 20, 2014
Interceptions: 2 [t-1st], Stony Brook, Nov 22, 2014
Long interception return: 24 [t-10th], at Rhode Island, Sep 20, 2014
Tackles: 14 [t-6th], Columbia, Sep 27, 2014 (4-10)
Sacks: 1.0, at Maine, Oct 18, 2014 (1-0)
Tackles for loss: 1.0, DELAWARE, Nov 08, 2014 (1-0); at Maine, Oct 18, 2014 (1-0)
Fumbles forced: 1 [t-5th], Stony Brook, Nov 22, 2014; RICHMOND, Oct 11, 2014
Fumbles recovered: 1 [t-2nd], DELAWARE, Nov 08, 2014; Stony Brook, Nov 22, 2014; Columbia,

Sep 27, 2014
Pass breakups: 3 [t-4th], Columbia, Sep 27, 2014

ETHAN STARK

Points scored: 12, Richmond, Oct 08, 2016
Kick PATs: 6 [t-4th], Holy Cross, Sep 17, 2016
Points by kicking: 12 [t-3rd], Richmond, Oct 08, 2016
Field goals made: 3 [t-1st], Richmond, Oct 08, 2016
Field goal attempts: 4 [t-1st], Richmond, Oct 08, 2016
Longest field goal: 45 [6th], Richmond, Oct 08, 2016
Tackles: 1, DELAWARE, Nov 05, 2016 (1-0)

NEVEN SUSSMAN

Points scored: 6, UNH, Nov 14, 2015; Richmond, Oct 08, 2016; at Richmond, Oct 31, 2015
Touchdowns: 1, UNH, Nov 14, 2015; Richmond, Oct 08, 2016; at Richmond, Oct 31, 2015
Rush attempts: 15, at Stony Brook, Nov 21, 2015; Richmond, Oct 08, 2016
Rush yards: 75, UNH, Nov 14, 2015 (13 carries); at Maine, Oct 15, 2016 (12 carries)
Rush TDs: 1, UNH, Nov 14, 2015; Richmond, Oct 08, 2016; at Richmond, Oct 31, 2015
Long rush: 24, UNH, Nov 14, 2015
Pass attempts: 35 [t-8th], Richmond, Oct 08, 2016; at Richmond, Oct 31, 2015
Pass completions: 14, at Richmond, Oct 31, 2015; at Buffalo, Sep 02, 2016
Pass yards: 211, Richmond, Oct 08, 2016
Pass TDs: 2 [t-9th], at Richmond, Oct 31, 2015; at Buffalo, Sep 02, 2016; Holy Cross, Sep 17, 2016
Had intercepted: 4 [1st], at Richmond, Oct 31, 2015
Long pass: 51 [t-10th], Richmond, Oct 08, 2016
Total offense attempts: 50 [4th], Richmond, Oct 08, 2016 (15 rush,35 pass)
Total offense yards: 262, at Maine, Oct 15, 2016 (75 rush,187 pass)
All-purpose yards: 75, UNH, Nov 14, 2015; at Maine, Oct 15, 2016
Tackles: 1, at Richmond, Oct 31, 2015 (1-0)

DASHARANTE THOMPSON

Points scored: 2, at Stony Brook, Nov 21, 2015
Tackles: 13, at Stony Brook, Nov 21, 2015 (7-6)
Sacks: 1.0, at Buffalo, Sep 02, 2016 (1-0)
Tackles for loss: 2.0 [t-9th], at Stony Brook, Nov 21, 2015 (1-0) Fumbles forced: 1 [t-5th], at Holy Cross, Oct 03, 2015
Fumbles recovered: 1 [t-2nd], UNH, Nov 14, 2015
Pass breakups: 1, UNH, Nov 14, 2015; at Buffalo, Sep 05, 2015

DAESEAN TIMMONS

Tackles: 7, at New Hampshire, Nov 12, 2016 (3-4)
Tackles for loss: 1.5, at Villanova, Oct 22, 2016 (1-0); Saint Francis (Pa.), Sep 24, 2016 (1-0)
Fumbles forced: 1 [t-5th], at Maine, Oct 15, 2016; ELON, Oct 29, 2016; Rhode Island, Sep 12, 2015
Pass breakups: 1, at New Hampshire, Nov 12, 2016; at Maine, Oct 15, 2016

TY TOBIAS

Tackles: 3, Holy Cross, Sep 17, 2016 (2-1)

FOUSSENIE TRAORE

Tackles: 1, 6 times
Tackles for loss: .5, at Maine, Oct 15, 2016 (0-0)

CAMERON WYNN

All-purpose yards: 23, at Maine, Oct 15, 2016
Punt returns: 2 [t-7th], at Rhode Island, Sep 10, 2016
Punt return yards: 23 [7th], at Maine, Oct 15, 2016 (1 returns)
Long punt return: 23 [4th], at Maine, Oct 15, 2016
Tackles: 1, 4 times

JOSH WYNN

Tackles: 14 [t-9th], Richmond, Oct 08, 2016 (5-9)
Sacks: 1.0, at Villanova, Oct 22, 2016 (1-0)
Tackles for loss: 1.0, at Villanova, Oct 22, 2016 (1-0)
Fumbles forced: 1 [t-5th], Saint Francis (Pa.), Sep 24, 2016
Fumbles recovered: 1 [t-2nd], Saint Francis (Pa.), Sep 24, 2016

DAMIAN YOUNG

All-purpose yards: 3, Columbia, Sep 27, 2014
Interceptions: 1 [t-3rd], Columbia, Sep 27, 2014
Long interception return: 3, Columbia, Sep 27, 2014
Tackles: 7, COLGATE, Oct 25, 2014 (2-5)