

UAlbany Great Danes Women's Basketball America East Tournament Notes



#AETOURNEY





UNIVERSITY AT ALBANY

2014-15 WOMEN'S BASKETBALL

THREE-TIME AMERICA EAST CHAMPION

Contact: Dave Vatz • Assistant Director of Media Relations
Office: 518-442-3072 • Cell: 518-391-5165 • Email: dvatz@albany.edu



2014-15 Schedule/Results

NOVEMBER (3-1)

14	ST. FRANCIS BROOKLYN#	W 90-47
16	at Penn State#	W 54-53
20	at Western Kentucky#	L 54-63
26	at Canisius	W 64-59

DECEMBER (4-5)

2	HOFSTRA	L 55-65
6	at Colgate	W 67-48
10	at Marist	L 58-61
13	at Siena%	W 76-57
15	at Quinnipiac	L 62-66
19	at Pepperdine	W 62-36
21	at Cal State Fullerton	W 71-49
28	NORTHEASTERN	L 67-70
30	at North Carolina	L 56-71

JANUARY (8-0)

3	at Maine*	W 49-43
7	NEW HAMPSHIRE*	W 76-65
11	at UMass Lowell*	W 78-50
14	at Binghamton*	W 82-49
19	STONY BROOK*	W 69-59
22	at UMBC*	W 72-62
25	HARTFORD*	W 82-58
29	at Vermont*	W 89-48

FEBRUARY (5-2)

1	MAINE*	L 44-52
4	at New Hampshire*	W 74-48
7	UMASS LOWELL*!	W 93-57
11	BINGHAMTON*	W 75-53
18	UMBC*	W 84-68
22	at Stony Brook*	L 64-68
26	at Hartford*	W 65-50

MARCH (2-0)

1	VERMONT*	W 76-48
7	vs. Vermont^	W 63-33
8	vs. UMBC^	4:30 p.m.
13	America East Finals^^	4:30 p.m.

Home games in **BOLD CAPS (SEFCU ARENA)**

* America East Conference Opponent

^ America East Tournament (Vestal, N.Y.)

^^ America East Tournament (Highest Seed)

Preseason WNIT (Campus Sites)

% Albany Cup (Times Union Center)

! Big Purple Growl (SEFCU Arena)



GAME #31

AE SEMIFINALS



2-seed UAlbany (22-8, 14-2 AE) vs. 6-seed UMBC (12-18, 6-10 AE)

Sunday, March 8th, 2015 - 4:30 p.m. ET

TV: ESPN3/WatchESPN

BU Events Center (5,500) - Vestal, N.Y.

UAlbany Battles UMBC in America East Semifinals

The 2-seed Great Danes are seeking their fourth-straight America East title berth, taking on 6-seed UMBC in the semifinals on Sunday, March 8th at 4:30 p.m. at the BU Events Center.

America East regular season co-champion UAlbany, the 2-seed with a 14-2 league record, defeated 7-seed Vermont 63-33 in the first round to improve to 22-8 overall. 6-seed UMBC, which went 6-10 in the America East, pulled off an upset with a 49-47 win over 3-seed Stony Brook off a Taylor McCarley basket with three seconds left, entering at 12-18 this season.

UAlbany won both matchups in the regular season against UMBC, winning on the road 72-62 and at home 84-68. The Great Danes have won the last nine games to lead the series 16-9. They met in the 2012 title game, with UAlbany winning 69-61.

UAlbany - America East Regular Season Co-Champions

With each earning a 14-2 record in league play, UAlbany and Maine are the America East co-regular season champions. UAlbany earns at least a share of the title for the third-straight year. It is the first time since 1987-88 the league has co-champions.

Maine got the 1-seed for having the tiebreaker with a 2-0 record vs. 3-seed Stony Brook, while UAlbany was 1-1. The highest seed remaining hosts the America East title game on March 13th.

POSSIBLE STARTERS

Player	Pos.	Ht.	G/GS	PPG	RPG	Notes
#3 Margarita Rosario	G	5-6	30/24	3.6	2.0	Career-high six steals vs. Vermont (3/1)
#4 Sarah Royals	G/F	5-9	30/25	9.2	2.4	23 pts. away from 1,000 in career
#12 Imani Tate	G	5-8	30/13	14.1	6.0	AE Sixth Player of the Year
#25 Shereesha Richards	F	6-1	30/30	21.1	8.9	AE Player of the Year, 2nd-straight year
#33 Tiana-Jo Carter	F/C	6-2	30/20	6.5	5.6	9 pts., 8 rbs., 2 blks. at Hartford

POSSIBLE RESERVES

#1 Erin Coughlin	G	5-6	28/8	3.1	1.0	3-4 on 3FG @ UNH
#13 Bose Aiyalogbe	G	6-0	13/0	1.6	1.0	Scored in 6 of last 7 games played
#15 Jessica Féquière	G/F	5-11	20/0	2.5	1.8	Career-high eight boards @ Vermont
#23 Zakiya Saunders	G	5-9	30/19	7.9	3.2	108 assists this season
#34 Cassandra Edwards	G	5-10	27/11	1.6	2.3	4 pts., 5 boards in return @ UNH

2014-15 UALBANY WOMEN'S BASKETBALL ROSTER

No.	Name	Pos.	Ht.	Cl.	Hometown/Previous School
1	Erin Coughlin	G	5-6	Jr.	North Attleboro, Mass./Tabor Academy
3	Margarita Rosario	G	5-6	Sr.	Miami, Fla./Felix Varela
4	Sarah Royals	G/F	5-9	Sr.	Torrington, Conn./Torrington
12	Imani Tate	G	5-8	So.	Bronx, N.Y./Bishop Loughlin
13	Bose Aiyalogbe	G	6-0	R-Fr.	Lagos, Nigeria/Life Center Academy
15	Jessica Féquière	G/F	5-11	So.	Montreal, Quebec/Champlain Col. St.-Lambert
23	Zakiya Saunders	G	5-9	So.	Fort Drum, N.Y./Carthage Central
25	Shereesha Richards	F	6-1	Jr.	Rae Town, Jamaica/Atlantic Christian
33	Tiana-Jo Carter	F/C	6-3	Fr.	Naples, Maine/Lake Region
34	Cassandra Edwards	G	5-10	So.	Brampton, Ontario/Notre Dame CSS

Head Coach: Katie Abrahamson-Henderson (Iowa '90), 5th season

Assistant Coach: Mary Grimes (Siena '03), 5th season

Assistant Coach: Tahnee Balerio (Missouri State '08), 5th season

Assistant Coach: Isoken Uzamere (Hofstra '11), 3rd season

Director of Basketball Operations: Keyana Williams (UAlbany '13), 1st season

Graduate Assistant Manager: Chelsea Martin (The Sage Colleges '14), 1st season

PRONUNCIATION GUIDE

Bose Aiyalogbe: BO-say i-ah-LOG-bay

Jessica Féquière: feck-e-AIR (roll R)

Margarita Rosario - row-CZAR-ee-o

Zakiya Saunders: Zye-KEY-ah

Isoken Uzamere: ee-SO-ken oo-ZAH-mah-ray

ROSTER BY CLASS

Seniors (2)

Margarita Rosario
Sarah Royals

Juniors (2)

Erin Coughlin
Shereesha Richards

Sophomores (4)

Cassandra Edwards
Jessica Féquière
Zakiya Saunders
Imani Tate

Freshmen (2)

Bose Aiyalogbe
Tiana-Jo Carter

ROSTER BY POSITION

Guards (6)

Bose Aiyalogbe
Erin Coughlin
Cassandra Edwards
Margarita Rosario
Zakiya Saunders
Imani Tate

Guard/Forwards (2)

Jessica Féquière
Sarah Royals

Forwards (1)

Shereesha Richards

Forward/Centers (1)

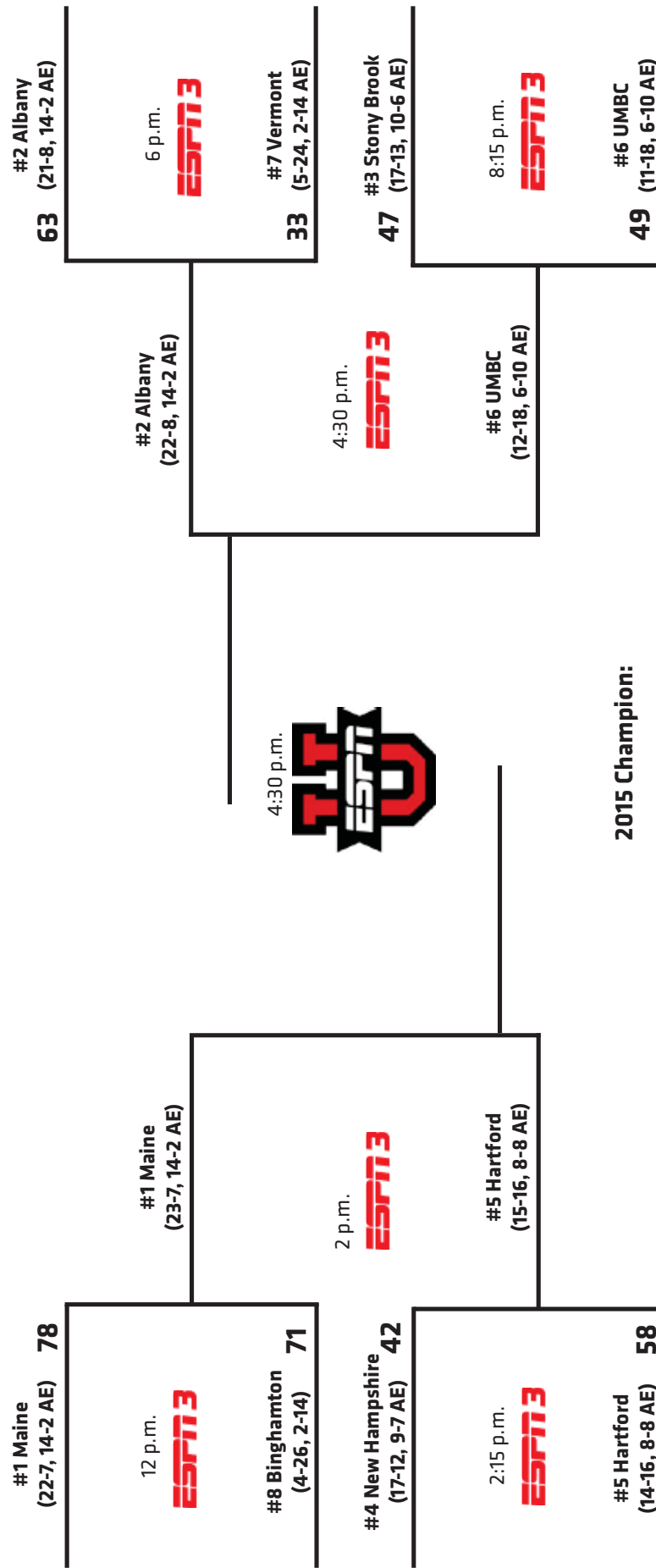
Tiana-Jo Carter





2015 AMERICA EAST WOMEN'S BASKETBALL CHAMPIONSHIP

Quarterfinals	Semifinals	Title Game	Quarterfinals
Saturday, March 7 at Events Center (Binghamton, N.Y.)	Sunday, March 8 at Events Center (Binghamton, N.Y.)	Friday, March 13 at Highest Remaining Seed	Saturday, March 7 at Events Center (Binghamton, N.Y.)



* Game times are approximate. Second game of each session will begin 30 minutes after the conclusion of the first game.

** Semifinal games will be played during later time slots IF Binghamton hosts a men's basketball semifinal

2014-15 UAlbany Women's Basketball Game Notes - vs. UMBC 3/8, AE Semifinals

2014-15 America East Conference Standings

(as of 3/7)

Team	A-East	Overall	Streak
UAlbany	14-2	22-8	W-3
Maine	14-2	23-7	W-1
Stony Brook	10-6	17-13	L-2
New Hampshire	9-7	17-12	L-1
Hartford	8-8	15-16	W-2
UMass Lowell	7-9	14-15	W-3
UMBC	6-10	12-18	W-2
Binghamton	2-14	4-26	L-14
Vermont	2-14	5-24	L-5

UALBANY EARNS THREE AE YEARLY AWARDS

For the second-consecutive year, **Shereesha Richards** earned America East Player of the Year, also being named Co-Defensive Player of the Year. In addition, **Imani Tate** was honored as the Sixth Player of the Year.

Richards was named to the All-Conference First Team and the All-Defensive Team, with Tate going to the Second Team. **Sarah Royals** was selected to the Third Team while **Tiana-Jo Carter** was placed on the All-Rookie Team.

DEFENSE!

UAlbany currently ranks 26th in Division I and second in the America East in scoring defense, allowing 55.2 points per game, allowing 50 points or less against 12 opponents, winning all 12 of those games. UAlbany averages 10.7 steals per game and has a +7.1 rebounding margin.

RICHARDS - SIX-TIME AE PLAYER OF THE WEEK

Shereesha Richards has earned 15 America East Player of the Week honors in her collegiate career, including six this season. She earned the honor last week after scoring 35 points against Binghamton on Wednesday.

She is second all-time in America East history in that category behind Cindy Blodgett, who had 16 with Maine in the mid-1990s.

RICHARDS - APPROACHING UA SCORING RECORD

With 27 points against Penn State, **Shereesha Richards** joined the 1,000-point club, standing with 1,608 in her career. She has averaged 17.1 points a game in her career, the highest scoring average in program history.

Richards is 2nd all-time in UAlbany history in scoring. Ebone Henry is UA's all-time leader, scoring 1,642 from 2009-13. Richards is 34 points from tying Henry's mark.

Sarah Royals is also approaching 1,000 points. The senior point guard stands with 977 points, 12th in UAlbany program history. She is six points from 11th, held by Gina Richardson with 983 points from 1986-1990.

UALBANY SWEEPS 2/16 AE WEEKLY AWARDS

For the first time since March 4, 2013, UAlbany swept the league weekly awards with **Shereesha Richards** earning Player of the Week and **Tiana-Jo Carter** honored as Rookie of the Week.

2014-15 UALBANY WOMEN'S BASKETBALL QUICK FACTS

GENERAL INFORMATION

Location	Albany, N.Y.
Enrollment	13,100
Founded	1844
Facility	SEFCU Arena
Capacity	4,538
Nickname	Great Danes
Colors	Purple and Gold
Conference	America East
President	Dr. Robert J. Jones
Athletic Director	Mark Benson

COACHING STAFF

Head Coach	Katie Abrahamson-Henderson
Alma Mater	Iowa '90
UAlbany Record/Years	116-41/5th
Phone	518-442-3062
Email	coachabe@albany.edu
Assistant Coaches	Mary Grimes (Siena '03)
.....	Tahnee Balerio (Missouri State '08)
.....	Isoken Uzamere (Hofstra '11)
Director of Operations	Keyana Williams (UAlbany '13)
Graduate Assistant Manager	Chelsea Martin (Sage '14)
WBB Trainer	John Sylak
Managers	Aquasia Thornhill, Alima Rennie

TEAM OUTLOOK

2013-14 Record	28-5
America East Record	15-1 (1st)
Letterwinners Returning/Lost	8/3
Starters Returning/Lost	3/2

RETURNERS (9, S-starter)

Name	Ht.	Cl.	Pos.	2013-14 Stats
Bose Aiyalogbe	6-0	R-Fr.	G	Redshirted in 2013-14
Erin Coughlin	5-6	Jr.	G	5.9 ppg, 34% 3-pt.
Cassandra Edwards	5-10	So.	G	1.3 ppg, 1.3 rpg
Jessica Féquière	5-11	So.	G/F	2.4 ppg, 1.2 rpg
Shereesha Richards (S)	6-1	Jr.	F	20 ppg, 8.9 rpg, 62.4% FG
Sarah Royals (S)	5-9	Sr.	G/F	11.7 ppg, 4.8 apg
Margarita Rosario (S)	5-6	Sr.	G	6.5 ppg, 3.9 apg, 81% FT
Zakiya Saunders	5-9	So.	G	1.3 ppg, 0.8 rpg
Imani Tate	5-8	So.	G	4.2 ppg, 3.1 rpg, 39% FG

NEWCOMERS (1)

Name	Ht.	Pos.	Hometown/High School
Tiana-Jo Carter	6-3	F/C	Naples, Maine/Lake Region

MEDIA RELATIONS

Asst. Director of Media Relations/WBB Contact	Dave Vatz
E-mail	dvatz@albany.edu
Office Phone	518-442-3072
Cell Phone	518-391-5165
SID Fax	518-442-3139
Director of Media Relations	Lizzie Barlow
Asst. Director of Media Relations	Brooke Rayder
Graduate Assistant	John Reilly
Website	www.UAlbanySports.com
Twitter	@UAlbanySports
Facebook	www.facebook.com/ualbanysports
SID Mailing Address	PE 307
.....	1400 Washington Avenue
.....	Albany, N.Y. 12222

2014-15 UAlbany Women's Basketball Game Notes - vs. UMBC 3/8, AE Semifinals

Tale of the Tape		
UAlbany		UMBC
22-8	Overall Record	12-18
14-2	Conference Record	6-10
W-3	Streak	W-2
69.0	Points Per Game	61.8
55.2	Points Allowed Per Game	66.2
+13.8	Scoring Margin	-4.5
36.3	Rebounds Per Game	34.4
29.2	Opp. Rebounds Per Game	42.0
+7.1	Rebounding Margin	-7.6
47.6%	Field Goal Percentage	38.8%
39.0%	Opp. Field Goal Percentage	38.6%
28.6%	3-Point Percentage	28.3%
33.0%	Opp. 3-Point Percentage	32.3%
71.2%	Free Throw Percentage	65.9%
14.9	Assists Per Game	10.7
16.7	Turnovers Per Game	15.5
20.2	Opposing Turnovers Per Game	18.5
+3.4	Turnover Margin	+3.0
10.7	Steals Per Game	8.9
1.7	Blocks Per Game	2.8

UALBANY RISES TO #16 IN MID-MAJOR POLL

Earning a spot in the top-20 for the seventh consecutive week, UAlbany's ranking rose to #16 in the College Insider Mid-Major Top 25 poll on March 3rd.

The Great Danes picked up 258 points in the poll, released every Tuesday. UAlbany is once again the highest ranked team from the America East as well as the highest ranked program in the poll in the state of New York.

SARAH ROYALS - UALBANY ALL-TIME ASSISTS LEADER

Sarah Royals stands with 445 assists in her collegiate career, holding the all-time UAlbany program record. She tallied 157 assists last season, ranking #1 in the America East with that mark. She currently has 130 assists this year, a new UAlbany record for a senior. She set the UAlbany record on January 11, 2015 at UMass Lowell.

The record was formerly held by Samantha Ginsberg, who notched 375 assists from 1993 to 1997.

RICHARDS ADDING TO UALBANY RECORDS

During her sophomore season, **Shereesha Richards** set a number of program records that she can add to.

Richards has the UAlbany record for most 20+ point games with 35 total, including 16 this year. She also earned the most double-doubles in a season, combining for 24 in her career, including 11 so far in 2014-15.

She earned another UAlbany record in 2014-15 for 30+ point performances with seven, setting the record with her fourth 30+ game after scoring 39 points vs. Hartford on January 25.

ROAD-LEAGUE STREAK SNAPPED

The Great Danes fell in their first league road game in nearly four years on February 22nd. Previously, the team won its last 30 America East games away from SEFCU. The last time UAlbany had fallen in an AE road game was February 26th, 2011.

UALBANY - 2ND MOST ROAD WINS IN DIVISION I

UAlbany has defended itself away from SEFCU, earning 13 victories in true road games this season, second in all of Division I. In total, UAlbany is 13-5 in away games this season. Only Princeton, which has 14 road wins, is ahead of UAlbany.

The team has won seven of its last eight road games. In addition, only one of UAlbany's road losses, at top-10 ranked UNC, did the Great Danes fall by double digits.

STREAKS

Shereesha Richards was held without points in UAlbany's contest against Michigan State on November 21st, 2012 as a freshman, since then she has scored in the last 90 games.

Sarah Royals has dished out an assist in each of the past 95 games dating back to her freshman year, including the entirety of the 2012-13 and 2013-14 seasons. Also, she has scored in her last 73 games dating back to February 2, 2013.

SCOUTING UMBC:

UMBC is making its first America East semifinal appearance since 2012 and won the conference title in Vestal in 2007 as the 7-seed.

Ranking second in the league in scoring, America East All-Conference Second Team junior guard Capree Garner averages 16.9 points and five rebounds a game. Sophomore point guard Taylor McCarley is third in the league with 4.6 assists a game, adding 11.1 points a contest. Sophomore forward Amanda Hagaman shoots 49.7% for 6.5 points and 4.8 boards a game.

BOARDS, BOARDS, BOARDS

In the first 30 games, UAlbany has a +7.1 rebounding advantage, outrebounding its opponents in 24 of those 30 contests.

Shereesha Richards leads the America East with 8.9 rebounds a game, while **Imani Tate** and **Tiana-Jo Carter** are grabbing six and 5.6 rebounds a contest respectively. All three had double-digit boards at Penn State.

IS IT THE WEEKEND YET?

UAlbany has been strong on games Friday through Sunday, going 12-3 in those contests. Those 15 games include victories over Penn State, Maine, Siena for the Albany Cup and Vermont in the America East first round.

On the non-weekend games, the Great Danes have a 10-5 record, but are perfect in league games at 8-0.

RICHARDS CHASING SEASON SCORING RECORD

Going after a record she set last year, **Shereesha Richards** is just 25 points away from the UAlbany single season scoring record, standing with 634 points this year.

Last year as a sophomore, Richards set a new UAlbany record with 659 points, breaking Ebone Henry's mark of 473 points in the 2011-12 season.

In addition, **Imani Tate** has 424 points, the fifth-highest scoring season in program history.

2014-15 UAlbany Women's Basketball Game Notes - vs. UMBC 3/8, AE Semifinals

IMANI TATE ON A SOPHOMORE SURGE

After serving as a reserve as a freshman, picking up 4.2 points and 3.1 rebounds a contest, **Imani Tate** is having an explosive sophomore season, averaging 14.1 points and six rebounds, each top-15 in the America East.

Tate led the team in rebounding in each of the first four games and has six 20+ point performances.

NO PLACE LIKE HOME

UAlbany will finally get some time at home after playing 11 of its first 14 games on the road. The team traveled about 11,551 miles combined in those games, nearly half the distance of the earth's circumference. The Great Danes went 7-4 in those games.

ACCURATE SHOOTERS

As a team, UAlbany is sixth in all of Division I and first in the America East with a 47.6% field goal percentage, almost four percentage points higher than second-place Maine at 43.8%. The team has shot at least 50% in 13 games this season, going 13-0 in those contests.

Two of the top-57 DI field goal percentage players are Great Danes. **Shereesha Richards** is 3rd in DI with a 59.3% field goal percentage this year, while **Imani Tate** is 52nd, shooting 50.6% from the field.

RICHARDS POWERS THROUGH POWER FIVE

Shereesha Richards, who has been recognized by numerous coaches throughout the country, has had some of her strongest performances against major conference teams. This year, she has averaged 30.5 points against the Power Five, including 34 points and nine rebounds vs. North Carolina and 27 points and 14 rebounds in the win over Penn State. Last year, she scored 24 points at Duke.

GOING FOR HISTORY

The UAlbany women's basketball team will attempt to do something in the 2014-15 season that has only been done once in America East history, win the conference for the fourth consecutive time.

UAlbany has won the America East Tournament the past three seasons, becoming the first team to achieve that feat since Maine did.

Maine won four consecutive conference titles from 1995-98. The Black Bears were coached by Joanne McCallie, who was assisted at Maine by Coach Abrahamson-Henderson from 1992-94.

The America East three-peat by UAlbany was the first time since Maine from 1996-98. The feat was done by previously by Vermont from 1992-94 and Northeastern from 1984-86.



2014-15 University at Albany Great Danes

Back (L to R): Assistant Coach Mary Grimes, Graduate Assistant Manager Chelsea Martin, Director of Operations Keyana Williams, Imani Tate, Jessica Féquière, Shereesha Richards, Tiana-Jo Carter, Bose Aiyalogbe, Cassandra Edwards, Head Coach Katie Abrahamson-Henderson, Assistant Coach Isoken Uzamere, Assistant Coach Tahnee Balerio

Front (L to R): Erin Coughlin, Margarita Rosario, Sarah Royals, Zakiya Saunders, Bridget Murphy

2014-15 UAlbany Women's Basketball Game Notes - vs. UMBC 3/8, AE Semifinals

2014-15 UAlbany WBB Awards

Tiana-Jo Carter

--America East Rookie of the Week 2/16

Sheeresha Richards

--Naismith Trophy 50 Watch List
--Preseason WNIT All-Tournament Team
--America East Player of the Week 2/16
--America East Player of the Week 2/9
--NCAA Starting Five 1/28
--America East Player of the Week 1/26
--America East Player of the Week 1/12
--America East Player of the Week 1/5
--America East Player of the Week 11/17
--America East Preseason All-Conference Team
--ESPN Top Ten Mid-Major Player to Watch

Imani Tate

--America East Co-Player of the Week 3/2
--America East Co-Player of the Week 12/1

2014-15 America East Rankings (as of: 3/8)

Team

--Scoring Offense: 1st (69.0 points per game)
--Scoring Defense: 2nd (55.2 points per game)
--Scoring Margin: 1st (+13.8 points per game)
--Field Goal %: 1st (47.6%)
--Field Goal % Defense: 3rd (39.0%)
--3-Point Field Goal %: 5th (28.6%)
--3-Point Field Goal % Defense: 8th (33.0%)
--3-Point Field Goals Made: 9th (2.1 per game)
--Free Throw %: 4th (71.2%)
--Rebounding Margin: 1st (+7.1)
--Blocks: 9th (1.7 blocks per game)
--Assists: 1st (15.1 assists per game)
--Steals: 1st (10.7 steals per game)
--Turnover Margin: 2nd (+3.43)
--Assist/Turnover Ratio: 3rd (0.9)

Tiana-Jo Carter

--Rebounding: 15th (5.6 rebounds per game)
--Blocks: 13rd (1.1 blocks per game)

Sheeresha Richards

--Scoring: 1st (21.1 points per game)
--Rebounding: 1st (8.9 rebounds per game)
--Field Goal %: 1st (59.3%)
--Free Throw %: 9th (76.2%)
--Steals: 2nd (2.6 steals per game)

Margarita Rosario

--Assists: 15th (2.2 assists per game)

Sarah Royals

--Scoring: 25th (9.2 points per game)
--Assists: 4th (4.3 assists per game)
--Steals: 14th (1.5 steals per game)
--Assist/Turnover Ratio: 3rd (1.6)

Zakiya Saunders

--Scoring: 28th (7.9 points per game)
--Field Goal %: 8th (46.6%)
--Assists: 5th (3.5 assists per game)
--Steals: 13rd (1.9 steals per game)
--Assist/Turnover Ratio: 6th (1.3)

Imani Tate

--Scoring: 9th (14.1 points per game)
--Rebounding: 12th (6.0 rebounds per game)
--Field Goal %: 3rd (50.6%)
--Free Throw %: 4th (78.3%)
--Assists: 14th (2.3 assists per game)
--Steals: 6th (1.8 steals per game)

2014-15 NCAA Division I Rankings (top-100, as of: 3/4)

Team

--Scoring Offense: 79th (69.2 points per game)
--Scoring Defense: 26th (56.0 points per game)
--Scoring Margin: 24th (+13.3)
--Field Goal %: 6th (47.9%)
--Free Throw %: 99th (71.2%)
--Rebounding Margin: 24th (+7.1)
--Assists: 55th (15.1 assists per game)
--Steals: 39th (10.3 steals per game)
--Assist/Turnover Ratio: 99th (0.9)
--Turnover Margin: 58th (+3.1)

Sheeresha Richards

--Scoring: 16th (21.2 points per game)
--Rebounding: 81st (8.7 rebounds per game)
--Field Goal %: 3rd (59.4%)
--Steals: 41st (2.48 steals per game)

Sarah Royals

--Assists: 83rd (4.4 assists per game)
--Assist/Turnover Ratio: 96th (1.69)

Imani Tate

--Field Goal %: 52nd (50.5%)

UALBANY WINS 5TH-STRAIGHT ALBANY CUP

Including a 27-2 spurt, UAlbany outscored Siena 49-27 in the second half for a 76-57 victory at the Times Union Center to earn its fifth-consecutive Albany Cup.

Sheeresha Richards, sidelined with two fouls in the first half, scored 20 points in the second period. **Imani Tate** scored 10 points in each half for 20 points total, while **Tiana-Jo Carter** earned a career-high 16 points off 8-12 shooting.

COACH ABE EARNS 100TH VICTORY AT UA...

UAlbany head coach **Katie Abrahamson-Henderson**, who has a 73.9% winning percentage at the helm of UAlbany, earned her 100th victory with the Great Danes with the 62-36 win at Pepperdine on December 19, 2014. She stands with a 116-41 record with the program.

With UAlbany joining the Division I ranks in 1999, Coach Abe is the all-time leader in wins in the program's DI history.

...200 WINS AS A COACH...

Along with five years at Missouri State, Coach Abe has amassed a 211-102 record as a head coach, earning victory #200 with a 82-49 win at Binghamton on January 14th. She has led her teams to six conference titles, including three America East and three Missouri Valley titles, and nine winning seasons in 10 years.

...AND UALBANY'S 200TH DI WIN

UAlbany has 219 wins since joining the Division I ranks, earning its 200th with its 64-59 victory at Canisius. The DI total record in total is 219-254. Since beginning the program for the 1964-65 season, UAlbany is just over .500 all-time with a 573-560 record.

COACH ABE - 85 CONFERENCE WIN %

Coach Abe has led UAlbany to a 68-12 America East league record for a 85% conference winning percentage. That mark is second all-time in America East history, only behind Trish Roberts, who had an 89.8% winning percentage at Maine from 1988 to 1992.

In addition, with a 94-33 record coming into the season, Coach Abe had a 74% winning percentage overall at UAlbany, ranking her second among America East coaches all-time. Only Maine's Peter Gavett is higher, who had a 81.3% winning percentage at Maine from 1984-88.

TAKING ON THE EMPIRE STATE

Last season, the Great Danes went 8-2 against in-state opponents, earning victories over Siena, Marist, Colgate, Binghamton (three times) and Stony Brook (twice). All eight wins were by double digits.

This year, UAlbany will battle eight different New York teams up and down the state. Opponents include Marist on the road, Siena for the Albany Cup at the Times Union Center and two games each against conference rivals Binghamton and Stony Brook.

So far in the 2014-15 season, UAlbany is 7-3 against in-state opponents.

2014-15 UAlbany Women's Basketball Game Notes - vs. UMBC 3/8, AE Semifinals

UALBANY IN THE AMERICA EAST TOURNAMENT

The past four seasons, UAlbany has dominated in the America East Tournament, combining to go 9-0 and winning the past three America East titles.

All-time, UAlbany is 12-8 in the America East Tournament, including 9-1 under the five years of coach **Katie Abrahamson-Henderson**. Before the Abrahamson-Henderson era, the Great Danes were 3-7 under Trina Patterson from the 2003-04 season through the 2009-10 season.

UAlbany has made three America East title game and seven semifinal appearances. The team's last defeat in the tournament game in the first round on March 4th, 2011, when UAlbany fell at Hartford 48-43.

UALBANY EARNS A PERFECT JANUARY

In the first month of the calendar year, UAlbany won all eight of its games, including the last seven by double digits. Including the 2013-14 season, the Great Danes have won their last 17 games in the month of January.

Over the last three seasons, UAlbany is a combined 25-1 in the month of January, including a perfect 23-0 against America East opponents. The Great Danes won all eight of this year's January games against America East opponents.

TOP ASSISTANT MARKS AT UALBANY

Sarah Royals and **Zakiya Saunders** are on track to land in the top-10 in single season assists mark in UAlbany history.

Royals stands with 130 assists this year, currently tied for the third all-time highest season and highest for a senior. She is 29 assists away from the top mark, her own at 159, set last year in her junior season.

Saunders stands with 106 assists, nine away from a place in the top-10 in program history. She is also nine assists away from most assists for a sophomore, set by Royals with 115 in the 2012-13 season.

Last year, **Margarita Rosario** finished with 130 assists, the third-highest season mark in program history. In between Royals and Rosario's marks is Donna Hughes, who had 136 assists in the 1986-87 season.

TOP SCORING OFFENSE IN THE LEAGUE

Averaging 69 points per game, UAlbany sports the top scoring offense in the America East. The team also has the top scoring margin in the conference, winning games by 13.8 points a contest.

In America East games, UAlbany averages a league-best 73.2 points a game, winning contests by an average 18.4 points a contest.



2014-15 University at Albany Senior Day

2014-15 UAlbany Women's Basketball Game Notes - vs. UMBC 3/8, AE Semifinals

LAST TIME OUT...

UAlbany Holds Down Vermont 63-33 to Advance to AE Semifinals

VESTAL, N.Y. – The UAlbany women's basketball team had its top defensive effort of the season in the America East Quarterfinals, defeating Vermont 63-33 at the BU Events Center to advance to the semifinals.

"I am really pleased with our defensive effort tonight. The key to March Madness is defense, rebounding and free throws, and I think we did a great job of that tonight," said UAlbany head coach Katie Abrahamson-Henderson.

After trailing 7-6 after the first 6:02, UAlbany (22-8) went on a 23-2 tear in the next 10:15 to take the lead for good against Vermont (5-24). UAlbany allowed just 13 points in the first half, a new season record.

As a team, UAlbany had 20 steals and outrebounded Vermont 41-32. The Great Danes committed 13 turnovers to Vermont's 26.

Shereesha Richards picked up a double-double by the end of the first half, finishing with 20 points, 14 rebounds and five steals. Imani Tate led UAlbany in points with 21, adding eight rebounds and four steals.

"Once we got settled and into the flow of the game, we found our groove on defense and offense," said Richards. "There should be no nerves on defense, you should want to play defense all of the time."

For Vermont, Kylie Butler led with nine points. Sydney Smith finished with seven points and four boards.

UAlbany will take on the winner of Stony Brook-UMBC in the semifinals at 4:30 p.m. in the BU Events Center.

UAlbany got looks early in the game, but started 0-7 from the field. Following a couple of Vermont free throws, the UAlbany defense forced a couple of turnovers, seeing Zakiya Saunders score in transition twice, adding a Richards step back jumper for a 6-2 lead after five minutes.

Vermont scored a couple of baskets in a row to take the lead as the sides exchanged the lead, with a Tate jumper making it 8-7 UAlbany for the next couple of minutes.

After a scoring drought by both sides for a couple of minutes, UAlbany got a quick burst of six points in 40 seconds, sandwiched by a pair of points by Richards, for a 14-7 lead with nine minutes remaining in the 1st.

At 14-9, the Great Danes held Vermont off the scoreboard for the next 6:28. UAlbany slowly built its lead with shots in the paint, with six Richards points capping a 13-0 run for a 27-9 UAlbany lead. UAlbany took a 33-13 lead into the half.

UAlbany kept up the full court press into the second half and did not allow a Vermont field goal in the opening 6:28 of the period. Tate, Richards and Royals led the press and pushed UAlbany to a half opening 16-1 streak for a 49-14 advantage.

Tate scored seven of UAlbany's points in a row over a span of three minutes as the Great Danes built the lead to 59-21 with 7:27 left.

UAlbany placed its reserves on the floor for the remainder of the game. Cassandra Edwards and Jessica Fequiere each scored late as UAlbany took the 63-33 victory.

Official Basketball Box Score -- Game Totals -- Final Statistics																								
Vermont vs Albany																								
3-7-15 6:00 p.m. at Vestal, N.Y.																								
Vermont 33 • 5-24																								
#	Player	Total	3-Ptr		Rebounds																			
		FG-FGA	FG-FGA	FT-FTA	Off	Def	Tot	PF	TP	A	TO	Blk	Stl		Min									
11	Cloutier, Emilie	f 0-2	0-0	0-4	1	3	4	3	0	0	6	0	0		19									
14	Taylor, Niki	f 1-2	0-1	2-2	0	3	3	4	4	1	1	0	0		17									
03	Smith, Sydney	g 3-10	1-5	0-1	0	4	4	2	7	1	1	2	1		26									
10	Atwood, Kylie	g 1-5	0-1	0-0	2	1	3	2	2	1	6	0	1		29									
12	Lavelle, Katie	g 2-3	0-0	1-2	0	1	1	2	5	0	4	0	0		17									
01	Butler, Kylie	3-6	2-4	1-2	0	3	3	2	9	0	3	1	0		23									
21	Burchill, Kayla	1-6	1-5	0-0	1	0	1	2	3	0	2	0	0		18									
23	Hutson, Gracia	0-1	0-0	0-0	0	2	2	2	0	0	1	0	0		16									
25	Britton, Kaylea	0-2	0-1	1-2	0	5	5	3	1	2	0	2	0		16									
32	Merrill, Rachel	1-1	0-0	0-0	1	0	1	0	2	0	2	0	0		8									
40	Eisler, Jordan	0-1	0-0	0-0	0	0	0	1	0	1	0	0	0		11									
Team					2	3	5																	
Totals			12-39	4-17	5-13	7	25	32	23	33	6	26	5	2	200									
FG % 1st Half:		4-17	23.5%	2nd half:	8-22	36.4%	Game:		12-39	30.8%	Deadball Rebounds													
3FG % 1st Half:		2-7	28.6%	2nd half:	2-10	20.0%	Game:		4-17	23.5%	3													
FT % 1st Half:		3-9	33.3%	2nd half:	2-4	50.0%	Game:		5-13	38.5%														
Albany 63 • 22-8																								
#	Player	Total	3-Ptr		Rebounds																			
		FG-FGA	FG-FGA	FT-FTA	Off	Def	Tot	PF	TP	A	TO	Blk	Stl		Min									
25	RICHARDS, Shereesha	f 7-13	0-0	6-7	4	10	14	1	20	1	1	0	5		24									
33	CARTER, Tiana-Jo	c 0-2	0-0	0-0	1	2	3	4	0	0	0	2	0		12									
04	ROSARIO, Margarita	g 2-4	0-2	0-0	1	2	3	1	4	1	3	0	1		33									
03	ROYALS, Sarah	g 2-7	0-0	1-3	0	1	1	0	5	3	2	0	2		22									
12	TATE, Imani	g 6-11	0-0	9-12	3	5	8	2	21	0	5	0	4		29									
01	COUGHLIN, Erin	0-4	0-4	0-0	0	1	1	0	0	1	0	0	0		15									
13	AIYALOGBE, Bose	0-3	0-0	0-0	0	0	0	0	0	0	1	0	0		6									
15	FEQUIERE, Jessica	1-1	0-0	0-0	3	1	4	2	2	0	0	0	2		14									
23	SAUNDERS, Zakiya	3-8	0-0	0-1	0	2	2	3	6	1	1	0	4		21									
34	EDWARDS, Cassandra	1-3	0-0	3-4	3	0	3	4	5	1	0	0	2		24									
Team					1	1	2																	
Totals			22-56	0-6	19-27	16	25	41	17	63	8	13	2	20	200									
FG % 1st Half:		11-24	45.8%	2nd half:	11-32	34.4%	Game:		22-56	39.3%	Deadball Rebounds													
3FG % 1st Half:		0-1	0.0%	2nd half:	0-5	0.0%	Game:		0-6	0.0%	1													
FT % 1st Half:		11-17	64.7%	2nd half:	8-10	80.0%	Game:		19-27	70.4%														
Officials: Kathleen Lynch, Pastor Torres, Carlos Alvarez																								
Technical fouls: Vermont-None. Albany-None.																								
Attendance:																								
#2 Albany vs. #7 Vermont in America East Tournament Quarterfinals																								
Score by periods				1st	2nd	Total																		
Vermont				13	20	33	Points	In	Off	2nd	Fast	Bench												
Albany				33	30	63	VERMONT	12	6	6	0	15												
								38	29	10	10	13												
Last FG - VERMONT 2nd-00:27, ALBANY 2nd-01:54.																								
Largest lead - VERMONT by 2 1st-18:01, ALBANY by 38 2nd-07:27.																								
VERMONT led for 01:51, ALBANY led for 35:27, Game was tied for 02:42.																								
Score tied - 1 time.																								
Lead changed - 3 times.																								

2014-15 UAlbany Women's Basketball Game Notes - vs. UMBC 3/8, AE Semifinals

LAST TIME THEY MET (2/18/15)...

UAlbany Defeats UMBC 84-68 to Stay Tied for First in America East Play

ALBANY, N.Y. – The UAlbany women's basketball team held off a scrappy UMBC squad for an 84-68 home victory on Wednesday night, keeping a tie for first place in the America East.

"We never knew what was coming, as UMBC kept changing things up against Shereesha [Richards]," said UAlbany coach Katie Abrahamson-Henderson. "They played man [to-man defense] this game. Imani [Tate] did a great job stepping up."

UAlbany (19-7, 12-1 AE) led wire-to-wire against UMBC (9-17, 4-9 AE), using a 14-3 run in a five-minute span to build the lead to 15 in the first half. UMBC pulled to within eight at the half. UAlbany regained a double-digit lead in the opening minutes of the second half and did not relinquish it the rest of the way.

With the win, UAlbany remains tied with Maine for first place in the America East at 12-1. UAlbany has guaranteed at least the 2-seed after the victory.

Shereesha Richards earned her 10th double-double of the year with 27 points and 11 rebounds, going 9-11 from the field and 9-10 on the line. She set a new UAlbany record with her 26th-consecutive double digit scoring game.

"We did get some good looks inside, but [UMBC] put three and four on me," said Richards. "I had to pass out to

people for shots."

Along with Richards, four UAlbany players scored in double digits. Imani Tate netted 16 points off the bench, adding six boards and five assists. Zakiya Saunders tallied 14 points, five boards and six assists while Sarah Royals had 14 points and five assists.

For UMBC, Capree Garner concluded with 23 points off 9-16 shooting. Taylor McCarley nearly got a double-double with 12 points, eight assists and three steals.

UAlbany used its pressure defense to force the action early, using two early Saunders baskets to start the game on a 7-0 run in the first 2:45.

UMBC broke its scoring drought with a Garner jumper as the teams exchanged baskets, with each using the press. With UAlbany up 10-2, UMBC went on a 6-2 streak in the following five minutes to make it 12-8 Great Danes.

At 14-10, UAlbany used a half court press steal and a charge to go on a 6-0 run in less than a minute, started by four Tate points. Later, Richards and Tate added free throws to make it a 9-0 run as UAlbany led 23-10 with eight minutes remaining in the 1st.

The two sides traded runs as UAlbany scored five points in a row, capped by a jumper and one by Royals, followed by Laura Castaldo scoring four points to start a 6-0 UMBC run, making it 28-19 UAlbany with 4:36 left in the period.

UAlbany built its lead to 11 with about a minute left in the half. UMBC scored three points, including an Amanda Hagaman layup in the closing seconds. UAlbany took a 33-25 lead into the locker room.

Early in the 2nd, UAlbany went on a quick spurt, with a Tiana-Jo Carter layup and one plus a Saunders transition layup making it 40-28 home team after the half's opening 2:04.

With the score 46-35, Tate went on a personal 7-0 run, hitting a jumper from the free throw line, three free throws and another jumper, pushing UAlbany's advantage to 53-35 with 12:46 left.

Two quick UMBC layups were countered by a 6-0 UAlbany run, sandwiched by two Royals layups. As UAlbany's frontcourt got into foul trouble, the backcourt kept the home team ahead with free throws and jumpers. UMBC kept pulling to within 13, while UAlbany would counter and stay ahead by double digits, over and over again.

A couple of late Garner baskets pulled UMBC within 13 again at 73-60 UAlbany, later at 75-62. Richards kept UAlbany ahead again, going on a personal 5-0 run off a layup and one, followed by another layup. The Great Danes took the victory 84-68 over UMBC.

Official Basketball Box Score -- Game Totals -- Final Statistics

UMBC vs UAlbany

02/18/15 7:00 p.m. at SEFCU Arena - Albany, N.Y.

UMBC 68 • 9-17, 4-9 AE

#	Player	Total			3-Ptr			Rebounds			PF	TP	A	TO	Blk	Stl	Min
		FG-FGA	FG-FGA	FT-FTA	Off	Def	Tot										
03	McNaughton, Liz	f	3-6	3-6	1-2	1	2	3	10	0	1	1	1	23			
32	Lewis, Dana	c	0-3	0-0	1-2	0	1	1	3	1	0	0	2	17			
04	McCarley, Taylor	g	2-3	0-0	8-10	0	2	2	4	12	8	7	0	3	38		
12	Garner, Capree	g	9-16	3-5	2-3	3	1	4	4	23	1	5	0	0	33		
23	Russo, Emily	g	0-2	0-0	4-4	1	1	2	3	4	1	1	0	1	16		
02	Somerville, Marissa		0-0	0-0	0-0	0	0	0	0	0	0	0	0	0	1		
13	Wilson, Pandora		2-6	0-0	1-2	2	4	6	0	5	1	0	1	1	17		
15	Hagaman, Amanda		2-3	0-0	0-6	2	3	5	4	4	0	1	0	0	20		
21	Harris, Carly		0-0	0-0	0-0	0	0	0	0	0	1	0	0	0	1		
22	Torresin, Maddie		0-0	0-0	0-0	0	0	0	0	0	0	0	0	0	1		
25	Castaldo, Laura		3-11	2-5	1-3	0	1	1	3	9	1	2	0	0	33		
Team						2	5	7									
Totals			21-50	8-16	18-32	11	20	31	24	68	13	17	4	6	200		
FG % 1st Half: 9-22 40.9%		2nd half: 12-28 42.9%		Game: 21-50 42.0%		Deadball											
3FG % 1st Half: 3-6 50.0%		2nd half: 5-10 50.0%		Game: 8-16 50.0%		Rebounds											
FT % 1st Half: 4-12 33.3%		2nd half: 14-20 70.0%		Game: 18-32 56.3%		5											

UAlbany 84 • 19-7, 12-1 AE

#	Player	Total			3-Ptr			Rebounds			PF	TP	A	TO	Blk	Stl	Min
		FG-FGA	FG-FGA	FT-FTA	Off	Def	Tot										
23	SAUNDERS,Zakiya	f	7-10	0-0	0-0	1	4	5	5	14	6	3	1	2	33		
25	RICHARDS,Shereesha	f	9-11	0-0	9-10	1	10	11	4	27	2	1	0	1	29		
33	CARTER,Tiana-Jo	c	2-3	0-0	1-1	0	0	0	5	5	0	3	1	0	12		
03	ROSARIO,Margarita	g	1-4	0-2	0-0	0	3	3	1	2	1	0	0	2	37		
04	ROYALS,Sarah	g	5-11	0-1	4-7	0	3	3	3	14	5	2	0	1	27		
01	COUGHLIN,Erin		0-0	0-0	0-0	0	0	0	0	0	0	0	0	0	1		
12	TATE,Imani		4-10	0-0	8-10	2	4	6	3	16	5	1	0	1	28		
15	FEQUIERE,Jessica		1-4	0-1	0-0	2	1	3	1	2	0	2	0	2	12		
34	EDWARDS,Cassandra		2-3	0-0	0-1	2	0	2	5	4	1	0	0	0	21		
Team						1	2	3				1					
Totals			31-56	0-4	22-29	9	27	36	27	84	20	13	2	9	200		
FG % 1st Half: 12-26 46.2%		2nd half: 19-30 63.3%		Game: 31-56 55.4%		Deadball											
3FG % 1st Half: 0-3 0.0%		2nd half: 0-1 0.0%		Game: 0-4 0.0%		Rebounds											
FT % 1st Half: 9-12 75.0%		2nd half: 13-17 76.5%		Game: 22-29 75.9%		3											

Officials: Norma Jones, Michael Schmidt, Jerome Skrine

Technical fouls: UMBC-None. UAlbany-None.

Attendance: 548

Score by periods	1st	2nd	Total	Points	In	Off	2nd	Fast	Bench
UMBC	25	43	68	18	14	12	0	18	
UAlbany	33	51	84	46	24	7	2	22	

Last FG - UMBC 2nd-00:22, ALBANY 2nd-00:40.

Largest lead - UMBC None, ALBANY by 20 2nd-10:19.

UMBC led for 00:00. ALBANY led for 39:35. Game was tied for 00:25.

Score tied - 0 times.

Lead changed - 0 times.

2014-15 UAlbany Women's Basketball Game Notes - vs. UMBC 3/8, AE Semifinals

UALBANY BOX SCORES/BRACKET - 2014 AMERICA EAST TOURNAMENT (SEFCU ARENA - ALBANY, N.Y.)

Official Basketball Box Score -- Game Totals -- Final Statistics Binghamton vs University at Albany 3/7/14 6:00 p.m. at SEFCU Arena - Albany, N.Y.

Binghamton 59 • 5-25

#	Player		Total		3-Ptr		Rebounds			PF	TP	A TO Blk Stl				Min
			FG-FGA	FG-FGA	FT-FTA	FT-FTA	Off	Def	Tot			A	TO	Blk	Stl	
04	MURPHY, Morgan	f	5-10	0-0	3-7	0 7 7	4	13	0 4 1 0	0	35					
13	SWINSON, Sherae	f	10-19	1-3	0-0	1 4 5	2	21	2 1 0 0	0	36					
01	NEWRY, Kandace	g	2-8	0-2	3-5	0 3 3	3	7	6 4 0 2	35						
15	JENSEN, Stephanie	g	2-3	2-3	0-0	0 3 3	1	6	4 3 0 1	27						
20	PAULK, Vaneeshia	g	2-12	1-6	2-2	0 1 1	3	7	2 2 0 0	39						
21	ROSS, Kristin		0-0	0-0	0-0	0 0 0	1	0	0 0 0 0	3						
23	ALBRECHT, Kim		1-2	1-2	2-2	0 0 0	0	5	1 0 0 1	18						
24	BARAC, Julia		0-0	0-0	0-0	0 0 0	1	0	0 0 0 0	7						
Team						2 3 5			1							
Totals			22-54	5-16	10-16	3 21 24	15	59	15 15 1 4	200						

FG % 1st Half: 11-27 40.7% 2nd half: 11-27 40.7% Game: 22-54 40.7%
3FG % 1st Half: 2-5 40.0% 2nd half: 3-11 27.3% Game: 5-16 31.3%
FT % 1st Half: 3-7 42.9% 2nd half: 7-9 77.8% Game: 10-16 62.5%

Deadball
Rebounds
1

University at Albany 77 • 26-4

#	Player		Total		3-Ptr		Rebounds			PF	TP	A TO Blk Stl				Min
			FG-FGA	FG-FGA	FT-FTA	FT-FTA	Off	Def	Tot			A	TO	Blk	Stl	
14	PHILLIP, Tammy	f	4-8	0-0	0-0	2 5 7	2	8	4 1 0 0	20						
25	RICHARDS, Shereesha	f	8-14	0-0	2-4	2 6 8	3	18	1 3 1 0	40-						
02	CRAIG, Megan	c	6-11	0-0	0-0	2 3 5	4	12	1 0 3 0	27						
31	COUGHLIN, Erin	g	2-4	1-2	0-0	0 3 3	2	5	1 0 0 0	18						
03	ROSARIO, Margarita	g	1-5	0-2	2-3	1 5 6	2	4	1 1 0 0	30						
04	ROYALS, Sarah		5-7	0-0	2-3	0 2 2	3	12	8 6 0 0	32						
12	TATE, Imani		8-12	0-0	2-2	3 6 9	2	18	4 3 0 2	24						
34	EDWARDS, Cassandra		0-1	0-0	0-0	0 1 1	0	0	0 0 1 0	9						
Team						0 3 3										
Totals			34-62	1-4	8-12	10 34 44	18	77	20 14 5 2	200						

FG % 1st Half: 22-34 64.7% 2nd half: 12-28 42.9% Game: 34-62 54.8%
3FG % 1st Half: 1-2 50.0% 2nd half: 0-2 0.0% Game: 1-4 25.0%
FT % 1st Half: 2-4 50.0% 2nd half: 6-8 75.0% Game: 8-12 66.7%

Deadball
Rebounds
1

Officials: Reta Brown, Carlos Alvarez, Jose Rodriguez
Technical fouls: Binghamton-None. University at Albany-None.
Attendance:

Score by periods	1st	2nd	Total
Binghamton	27	32	59
University at Albany	47	30	77

Points	In	Off	2nd	Fast	Bench
BING	18	12	4	3	5
ALBANY	50	18	8	0	30

Last FG - BING 2nd-00:55, ALBANY 2nd-01:15.
Largest lead - BING by 4 1st-17:44, ALBANY by 21 1st-00:39.

Score tied - 1 time.
Lead changed - 1 time.

Official Basketball Box Score -- Game Totals -- Final Statistics HARTFORD vs University at Albany 3/9/14 11:00 a.m. at SEFCU Arena - Albany, N.Y.

HARTFORD 51 • 13-18

#	Player		Total		3-Ptr		Rebounds			PF	TP	A TO Blk Stl				Min
			FG-FGA	FG-FGA	FT-FTA	FT-FTA	Off	Def	Tot			A	TO	Blk	Stl	
24	REAVES, Alyssa	f	2-4	0-0	1-2	2 0 2	0	5	0 1 0 0	20						
03	MAYZA, Deanna	g	0-6	0-5	0-0	0 0 0	1	0	1 2 0 0	27						
14	LUMB, Morgan	g	1-10	0-7	4-4	2 2 4	2	6	2 1 1 2	30						
23	ENGLERT, Alyssa	g	2-6	2-3	0-0	1 1 2	3	6	5 1 1 0	27						
25	BEPKO, Amber	g	7-13	5-11	2-2	3 1 4	2	21	1 0 0 2	32						
12	HALL, La'Trice		1-3	0-0	0-0	2 2 4	0	2	0 0 0 0	11						
15	GILBERT, Milana		2-2	0-0	0-0	0 0 0	4	4	1 2 1 1	21						
21	BULTRON, Shanise		2-5	1-3	0-0	2 0 2	0	5	0 1 0 0	14						
31	MOORE, Cherelle		1-4	0-0	0-0	0 2 2	2	2	1 6 0 1	18						
Team						3 4 7			1							
Totals			18-53	8-29	7-8	15 12 27	14	51	11 15 3 6	200						

FG % 1st Half: 7-30 23.3% 2nd half: 11-23 47.8% Game: 18-53 34.0%
3FG % 1st Half: 3-18 16.7% 2nd half: 5-11 45.5% Game: 8-29 27.6%
FT % 1st Half: 3-4 75.0% 2nd half: 4-4 100.0% Game: 7-8 87.5%

Deadball
Rebounds
1

University at Albany 65 • 27-4

#	Player		Total		3-Ptr		Rebounds			PF	TP	A TO Blk Stl				Min
			FG-FGA	FG-FGA	FT-FTA	FT-FTA	Off	Def	Tot			A	TO	Blk	Stl	
14	PHILLIP, Tammy	f	1-5	0-0	0-0	6 4 10	2	2	3 3 0 1	33						
25	RICHARDS, Shereesha	f	7-11	0-0	5-6	1 6 7	2	19	0 2 0 0	35						
02	CRAIG, Megan	c	10-15	0-0	3-6	4 2 6	2	23	1 1 2 0	39						
03	ROSARIO, Margarita	g	2-4	2-3	0-0	1 1 2	1	6	2 2 0 2	30						
04	ROYALS, Sarah	g	3-13	1-4	4-4	0 2 2	1	11	8 3 0 3	39						
01	COUGHLIN, Erin		0-1	0-1	0-0	0 0 0	2	0	1 1 0 0	4						
12	TATE, Imani		2-2	0-0	0-0	0 1 1	3	4	2 3 0 3	13						
23	SAUNDERS, Zakiya		0-1	0-0	0-0	1 0 1	0	0	1 1 0 0	7						
Team						4 5 9										
Totals			25-52	3-8	12-16	17 21 38	13	65	18 16 2 9	200						

FG % 1st Half: 12-24 50.0% 2nd half: 13-28 46.4% Game: 25-52 48.1%
3FG % 1st Half: 2-4 50.0% 2nd half: 1-4 25.0% Game: 3-8 37.5%
FT % 1st Half: 4-6 66.7% 2nd half: 8-10 80.0% Game: 12-16 75.0%

Deadball
Rebounds
2

Officials: Michael Schmidt, Mark Resch, Carlos Alvarez
Technical fouls: HARTFORD-None. University at Albany-None.
Attendance:

Score by periods	1st	2nd	Total
HARTFORD	20	31	51
University at Albany	30	35	65

Points	In	Off	2nd	Fast	Bench
HARTFO	12	16	5	2	13
ALBANY	42	20	4	4	4

Last FG - HARTFORD 2nd-02:47, ALBANY 2nd-00:30.
Largest lead - HARTFORD by 2 1st-07:55, ALBANY by 14 2nd-03:07.

Score tied - 2 times.
Lead changed - 4 times.

Official Basketball Box Score -- Game Totals -- Final Statistics Stony Brook vs University at Albany 3/10/14 4:02 p.m. at SEFCU Arena - Albany, N.Y.

Stony Brook 46 • 24-8

#	Player		Total		3-Ptr		Rebounds			PF	TP	A TO Blk Stl				Min
			FG-FGA	FG-FGA	FT-FTA	FT-FTA	Off	Def	Tot			A	TO	Blk	Stl	
13	PROCTOR, Sabre	f	5-14	1-4	1-2	4 1 5	3	12	1 2 1 1	30						
20	SNOW, Brittany	f	2-5	0-0	8-10	6 2 8	5	12	2 3 2 1	33						
03	OGUNNORIN, Jessica	g	3-10	0-2	4-5	2 5 7	2	10	0 5 0 0	37						
12	HARRIS, Teasha	g	0-5	0-2	0-0	1 2 3	5	0	0 0 0 0	18						
32	GOODMAN, Chikilra	g	3-12	0-2	0-2	4 4 8	2	6	2 5 1 2	30						
11	BAYNE-WALKER, Kori		0-2	0-0	2-3	0 0 0	3	2	1 3 0 0	21						
23	HANLON, Kim		0-1	0-1	0-0	0 0 0	1	0	0 1 0 0	8						
02	COSTANTINO, Kristie		0-4	0-4	4-4	0 0 0	3	4	2 3 0 2	19						
40	COIRO, Alyssa		0-0	0-0	0-0	0 1 1	2	0	0 0 0 0	4						
Team						1 4 5										
Totals			13-53	1-15	19-26	18 19 37	26	46	8 22 4 6	200						

FG % 1st Half: 5-24 20.8% 2nd half: 8-29 27.6% Game: 13-53 24.5%
3FG % 1st Half: 0-6 0.0% 2nd half: 1-9 11.1% Game: 1-15 6.7%
FT % 1st Half: 10-15 66.7% 2nd half: 9-11 81.8% Game: 19-26 73.1%

Deadball
Rebounds
2

University at Albany 70 • 28-4

#	Player		Total		3-Ptr		Rebounds			PF	TP	A TO Blk Stl				Min
			FG-FGA	FG-FGA	FT-FTA	FT-FTA	Off	Def	Tot			A	TO	Blk	Stl	
14	PHILLIP, Tammy	f	5-11	0-0	3-5	2	6	8	4	13	1	2	0	5	32	
25	RICHARDS, Shereesha	f	11-15	0-0	4-6	2	5	7	3	26	0	3	1	4	34	
02	CRAIG, Megan	c	3-7	0-0	1-2	1	5	6	5	7	1	3	2	1	30	
03	ROSARIO, Margarita	g	0-1	0-0	1-2	0	0	0	3	1	1	1	0	1	14	
04	ROYALS, Sarah	g	5-5	0-0	9-16	0	3	3	3	19	8	6	0	2	39	
01	COUGHLIN, Erin		0-0	0-0	0-0	0	0	0	2	0	0	0	0	0	3	
12	TATE, Imani		1-4	0-0	0-0	1	4	5	4	2	3	1	0	2	17	
15	FEQUIERE, Jessica		0-1	0-0	0-0	0	0	0	0	0	0	0	0	0	1	
23	SAUNDERS, Zakiya		1-3	0-0	0-0	0	1	1	0	2	2	3	0	3	24	
04	EDWARDS, Cassandra		0-1	0-0	0-0	3	1	4	1	0	0	0	0	0	6	
	Team					2	2	4								
	Totals		26-48	0-0	18-31	11	27	38	25	70	16	19	3	18	200	

2014-15 UAlbany Women's Basketball Game Notes - vs. UMBC 3/8, AE Semifinals

UAlbany Starting Lineups

		1	2	3	4	5
11/14	St. Francis Brooklyn	Rosario	Royals	Saunders	Edwards	Richards
11/16	at Penn State	Rosario	Royals	Saunders	Edwards	Richards
11/20	at Western Kentucky	Rosario	Royals	Saunders	Edwards	Richards
11/26	at Canisius	Coughlin	Saunders	Edwards	Richards	Carter
12/2	Hofstra	Rosario	Coughlin	Edwards	Richards	Carter
12/6	at Colgate	Rosario	Coughlin	Edwards	Richards	Carter
12/10	at Marist	Rosario	Coughlin	Edwards	Richards	Carter
12/13	at Siena	Royals	Coughlin	Tate	Richards	Carter
12/15	at Quinnipiac	Royals	Coughlin	Tate	Richards	Carter
12/19	at Pepperdine	Royals	Coughlin	Tate	Richards	Carter
12/21	at Cal State Fullerton	Royals	Coughlin	Tate	Richards	Carter
12/28	Northeastern	Rosario	Saunders	Tate	Richards	Carter
12/30	at North Carolina	Royals	Saunders	Tate	Richards	Carter
1/3	at Maine	Royals	Rosario	Saunders	Richards	Carter
1/7	New Hampshire	Rosario	Royals	Tate	Richards	Carter
1/11	at UMass Lowell	Rosario	Royals	Saunders	Richards	Edwards
1/14	at Binghamton	Rosario	Royals	Saunders	Richards	Edwards
1/19	Stony Brook	Rosario	Royals	Saunders	Richards	Edwards
1/22	at UMBC	Rosario	Royals	Saunders	Richards	Carter
1/25	Hartford	Rosario	Royals	Saunders	Tate	Richards
1/29	at Vermont	Rosario	Royals	Saunders	Tate	Richards
2/1	Maine	Rosario	Royals	Saunders	Tate	Richards
2/4	at New Hampshire	Rosario	Royals	Saunders	Richards	Carter
2/7	UMass Lowell	Rosario	Royals	Saunders	Richards	Edwards
2/11	Binghamton	Rosario	Royals	Saunders	Richards	Carter
2/18	UMBC	Rosario	Royals	Saunders	Richards	Carter
2/22	at Stony Brook	Rosario	Royals	Saunders	Richards	Carter
2/26	at Hartford	Rosario	Royals	Tate	Richards	Carter
3/1	Vermont	Rosario	Royals	Tate	Richards	Carter
3/7	Vermont	Rosario	Royals	Tate	Richards	Carter
3/8	UMBC					

UAlbany Leaders

		Points	Rebounds	Assists	Blocks	Steals
11/14	St. Francis Brooklyn	22- Tate	9- Tate	6- Saunders	2- Carter	2- Richards/Saunders
11/16	at Penn State	27- Richards	15- Tate	5- Royals	2- Carter	3- Richards/Tate
11/20	at Western Kentucky	21- Richards	8- 3x	4- Saunders	N/A	3- Richards
11/26	at Canisius	21- Tate	6- Saunders/Tate	4- Royals	1- Carter	3- Tate
12/2	Hofstra	22- Richards	8- Richards	4- Rosario	N/A	3- Saunders
12/6	at Colgate	14- Richards	13- Richards	6- Rosario	1- Carter	4- Carter
12/10	at Marist	17- Tate	12- Carter/Richards	4- Saunders	1- Carter	1- 3x
12/13	at Siena	20- Richards/Tate	7- Richards	3- 4x	1- Edwards	3- Carter/Tate
12/15	at Quinnipiac	17- Richards	13- Richards	6- Tate	1- Carter	2- Richards
12/19	at Pepperdine	16- Richards	7- Tate	4- Rosario/Tate	N/A	6- Richards
12/21	at Cal State Fullerton	18- Saunders	8- Richards	9- Royals	1- Carter	3- Saunders
12/28	Northeastern	19- Richards	10- Richards	5- Royals	N/A	5- Saunders
12/30	at North Carolina	34- Richards	10- Carter	4- Saunders	1- Carter	4- Royals
1/3	at Maine	21- Richards	9- Richards	7- Royals	1- Saunders	4- Richards
1/7	New Hampshire	17- Royals	11- Richards	6- Royals	2- Carter	3- Richards/Tate
1/11	at UMass Lowell	26- Richards	8- Richards	7- Saunders	N/A	4- Richards
1/14	at Binghamton	24- Richards	14- Richards	8- Royals	3- Carter	4- Richards
1/19	Stony Brook	21- Richards	7- Richards	7- Royals	1- Edwards	2- Rosario
1/22	at UMBC	29- Richards	14- Richards	5- Royals/Tate	1- Carter/Richards	3- Tate
1/25	Hartford	39- Richards	15- Tate	9- Royals	1- Carter	5- Tate
1/29	at Vermont	31- Richards	8- Richards/Fequiere	7- Royals	2- Richards	6- Richards
2/1	Maine	15- Richards	8- Richards	3- Saunders	1- 3x	2- Saunders/Tate
2/4	at New Hampshire	17- Tate	10- Richards/Tate	6- Saunders	1- Carter	3- Richards/Saunders
2/7	UMass Lowell	31- Richards	7- Richards	10- Saunders	1- Carter/Edwards	5- Tate
2/11	Binghamton	35- Richards	12- Tate	7- Saunders	3- Carter	4- Royals
2/18	UMBC	27- Richards	11- Richards	6- Saunders	1- Carter/Saunders	2- 3x
2/22	at Stony Brook	20- Saunders	11- Carter	4- Saunders	1- Carter	2- 3x
2/26	at Hartford	17- Tate	9- Richards	7- Saunders	2- Carter	3- Richards
3/1	Vermont	27- Tate	8- Tate	6- Saunders	3- Carter	6- Rosario
3/7	Vermont	21- Tate	14- Richards	3- Royals	2- Carter	5- Richards
3/8	UMBC					

2014-15 UAlbany Women's Basketball Game Notes - vs. UMBC 3/8, AE Semifinals

UAlbany Superlatives		National Women's Basketball Polls	
		AP Top 25 (Updated: 3/2)	
Overall	22-8	1. UConn (35)	
America East	14-2	2. Notre Dame	
Non-Conference	8-6	3. South Carolina	
Home	8-3	4. Maryland	
Away	13-5	5. Tennessee	
Neutral	1-0	6. Baylor	
Overtime	0-0	7. Florida State	
Monday	1-1	8. Oregon State	
Tuesday	0-2	9. Arizona State	
Wednesday	6-1	10. Louisville	
Thursday	3-1	11. Mississippi State	
Friday	2-0	12. Kentucky	
Saturday	5-0	13. Princeton	
Sunday	5-3	14. Iowa	
Leading at the half	20-2	15. North Carolina	
Trailing at the half	1-5	16. Duke	
Tied at the half	1-1	17. Chattanooga	
UAlbany shoots 50%+ from the floor	14-0	18. Texas A&M	
UAlbany shoots 40-49% from the floor	6-4	19. Stanford	
UAlbany shoots 40%- from the floor	2-4	20. Florida Gulf Coast	
Opponent shoots 50%+ from the floor	1-3	21. George Washington	
Opponent shoots 40-49% from the floor	5-2	22. Syracuse	
Opponent shoots 40%- from the floor	16-3	23. Rutgers	
UAlbany shoots higher FG%	20-2	24. Northwestern	
Opponent shoots higher FG%	2-5	25. Seton Hall	
UAlbany scores 70+ points	14-0	USA Today Sports DI Coaches Poll (3/3)	
UAlbany scores 61-70 points	6-3	1. UConn (32)	
UAlbany scores 51-60 points	1-4	2. Notre Dame	
UAlbany scores 50- points	1-1	3. Maryland	
Opponent scores 70+ points	0-1	4. South Carolina	
Opponent scores 61-70 points	3-6	5. Tennessee	
Opponent scores 51-60 points	7-1	6. Florida State	
Opponent scores 50- points	12-0	7. Baylor	
UAlbany makes more 3-pt. FG	1-1	8. Arizona State	
UAlbany makes fewer 3-pt. FG	17-6	9. Oregon State	
UAlbany makes more free throws	14-4	10. Louisville	
UAlbany makes fewer free throws	5-3	11. Kentucky	
UAlbany outrebounds opponent	18-5	12. North Carolina	
UAlbany outrebounded by opponent	4-2	13. Mississippi State	
UAlbany commits fewer turnovers	17-2	14. Princeton	
UAlbany commits more turnovers	4-6	15. Iowa	
Following a win	14-7	16. Duke	
Following a loss	7-1	17. Texas A&M	
Games decided by 1-5 points	2-4	18. Chattanooga	
Games decided by 10+ points	19-2	19. George Washington	
		20. Stanford	
		21. Florida Gulf Coast	
		22. Rutgers	
		23. Seton Hall	
		24. Syracuse	
		25. Nebraska	
		College Insider Mid-Major Top 25 (3/3)	
		1. Princeton (29)	
		2. Chattanooga (2)	
		3. Florida Gulf Coast	
		4. James Madison	
		5. Green Bay	
		6. Quinnipiac	
		7. Wichita State	
		8. Gonzaga	
		9. San Diego	
		10. UALR	
		11. Stetson	
		12. Ohio	
		13. Liberty	
		14. Saint Mary's	
		15. UT-Martin	
		16. UAlbany	
		17. Maine	
		18. BYU	
		19. Akron	
		20. South Dakota State	
		21. Hawaii	
		22. American	
		23. Cal State Northridge	
		24. Army	
		25. Wright State	

UALBANY - THREE-TIME AMERICA EAST CHAMPION



The University at Albany Great Danes women's basketball team has been the America East champion the past three years, combining to go 78-18 and winning 53 out of 56 games against conference opponents, including going 8-0 in the league tournament. UAlbany won its first three America East championships in those seasons.

In 2012, 2-seed UAlbany defeated UMBC 69-61 for its first-ever America East title. The next season, the Great Danes went undefeated in conference play, earning a 61-52 win over 2-seed Hartford for a second conference title. Then in 2014, 1-seed UAlbany avenged an earlier loss to 2-seed Stony Brook to win 70-46 and take a third-straight America East title.

In the 2012-13 season, UAlbany went a perfect 16-0 in the conference and won the tournament. The Great Danes were the first team to go undefeated in league play and win the tournament since Maine did in the 1995-96 season.

After graduating the top senior class in program history, UAlbany did not lose a beat as the Great Danes went 15-1 in the America East in the 2013-14 season and won its third-consecutive title. America East Player of the Year Shereesha Richards set a program record for single-season record for scoring, averaging 20 points a game. UAlbany became the first program to win three-straight America East titles since Maine did it from 1995-97.

In those three seasons, UAlbany has had some of its best players in program history. Eb-one Henry graduated as the school's leading scorer and three-time America East Defensive Player of the Year. Julie Forster, a three-time all-conference player, finished as the program's all-time rebounder, and Lindsay Lowrie, who finished fifth all-time in program history in three-point shooting. Shereesha Richards may join that list with two years of eligibility remaining. Henry, Forster and Lowrie all graduated in 2013.

Taking the program reins, Shereesha Richards set a new season-scoring record in 2014, helped by Sarah Royals, who set a new single-season assists record the same year. Royals, Megan Craig and Margarita Rosario have been part of all three championships.

Coach Katie Abrahamson-Henderson

5th Year at UAlbany

2011-12, 2012-13, 2013-14 America East Coach of the Year



Katie Abrahamson-Henderson, a three-time America East Coach of the Year, enters her fifth season at the helm of the Great Dane program after leading UAlbany to three-consecutive America East titles with a combined 74-18 overall tally and 45-3 conference record in those three years.

Under Coach Abe's tenure, UAlbany won 38-consecutive America East regular season contests from Feb. 1, 2012 through Feb. 26, 2014, setting a new league record and holding the then-longest conference winning streak in all of Division I. The new streak surpassed the old record of 37-straight set by Maine from 1995-97 under coach Joanne P. McCallie, the mentor of Coach Abe at Maine and Michigan State.

Since the start of the 2010-11 season, UAlbany has had two America East Players of the Year, three AE Defensive Players of the Year, an AE Scholar-Athlete of the Year, an AE Rookie of the Year, six All-America East First Team selections, 11 total All-America East players, nine AE All-Defensive Team players and four AE All-Academic Team players.

Abrahamson-Henderson, the 10th head coach in the UAlbany program's history, was previously the associate head coach at Indiana University. She also served as Missouri State University's head coach from 2002-07, leading that program to three NCAA Tournament appearances. In her coaching career, she has helped four different teams reach the NCAA Tournament and six reach postseason play.

After losing its stellar four-person senior class the previous year, the 2013-14 Great Danes did not lose a beat, earning a three-peat as America East champion, going 28-5 with a 15-1 conference record. The team earned the 1-seed in the America East Tournament after winning its first 15 league games, defeating Binghamton, Hartford and Stony Brook in succession for the conference title. UAlbany got a 15-seed in the NAAs and pushed 2-seed West Virginia to the brink before falling 76-61 in the NCAA First Round.

The Great Danes dominated all conference opposition in the 2012-13 season with a 27-4 overall record, winning all games against America East opponents including 16 regular season games and all league championship contests. UAlbany became the first team to go undefeated in the America East and win the conference since the 1995-96 season.

After posting a record turnaround in her first season with the Great Danes, Abrahamson-Henderson led UAlbany to its then-best record in Division I history in the 2011-12, going 23-10 overall. The Great Danes brought home their first-ever America East Conference title, and represented the league in the NCAA Tournament. UAlbany visited defending National Champions Texas A&M, and held with the Aggies for most of the game, showing how far the program has come in a short period of time.

At Missouri State, she guided that program to three Missouri Valley Conference tournament championships, two MVC regular-season titles and three NCAA berths. The Bears, who also won the 2005 WNIT championship, posted a 95-61 record during her five seasons. In addition, she coached a pair of MVC players of the year, 11 all-conference honorees, two of the program's all-time leading scorers and 13 MVC scholar-athletes.

Abrahamson-Henderson and her husband, Michael, have two daughters, Savannah and Brooklyn. Michael also had a celebrated college basketball career and played for the Harlem Globetrotters. He led Long Island-C.W. Post to a pair of NCAA Tournaments and scored 1,173 career points from 1981-84.

Year-by-Year Coaching Record

Year	School	Record
14-15	UAlbany	22-8
13-14	UAlbany	28-5, AE Title
12-13	UAlbany	27-4, AE Title
11-12	UAlbany	23-10, AE Title
10-11	UAlbany	16-14
Overall UAlbany Record: 116-41		
09-10	Indiana (A-HC)	14-16
08-09	Indiana (A-HC)	21-11
07-08	Washington (Asst.)	13-18
06-07	Missouri St.	7-21
05-06	Missouri St.	17-15, MVC Title
04-05	Missouri St.	25-8
03-04	Missouri St.	28-4, MVC Title
02-03	Missouri St.	18-13, MVC Title
01-02	Michigan St. (A-HC)	19-13
00-01	Michigan St. (A-HC)	10-18
99-00	Iowa St. (Asst.)	27-6, Big 12 Title
98-99	Iowa St. (Asst.)	25-8
97-98	Iowa St. (Asst.)	25-8
96-97	Iowa St. (Asst.)	17-12
95-96	Iowa St. (Asst.)	17-10
94-95	Iowa St. (Asst.)	8-19
93-94	Maine (Asst.)	20-7
92-93	Maine (Asst.)	9-20
91-92	Duquesne (Asst.)	8-20
90-91	Duquesne (Asst.)	6-22

Overall HC Record: 211-102

Education:

Iowa '90, B.S. in physical education
Duquesne '92, M.S. in education

Husband: Michael A. Henderson
Children: Savannah, Brooklyn

2014-15 UAlbany Women's Basketball Game Notes - vs. UMBC 3/8, AE Semifinals
UAlbany Assistant Coaches



Mary Grimes - 5th Season (Siena '03)

Mary Grimes enters her fifth season as an assistant coach at the University at Albany. Grimes serves the team as a recruiting coordinator, compliance liaison and works directly with the development of guards. She also makes opponent scouting reports and assists with game preparation. Grimes worked directly with Ebone Henry, the 2013 America East Co-Player of the Year and a three-time all-conference guard.



Tahnee Balerio - 5th Season (Missouri St. '08)

Tahnee Balerio enters her fifth season at University at Albany, starting her third season as an assistant coach after serving as the director of basketball operations. She is responsible for the development of guards, the day-to-day practice schedule and ordering/distribution of equipment. She also makes opponent scouting reports and assists with game preparation and recruiting.



Isoken Uzamere - 3rd Season (Hofstra '11)

Isoken Uzamere enters her third season with the Great Danes, being promoted to assistant coach after serving two years as the graduate assistant manager. Uzamere will serve as a recruiter, work directly with the UAlbany post players, oversee the team's managers and student assistants, serve as the team's strength and conditioning, nutrition and weight room liaison, and assist with scouting reports and game preparation.



Keyana Williams - 1st Season (UAlbany '13)

Keyana Williams returns to the team as the Director of Women's Basketball Operations at the University at Albany. Along with handling the daily operations and assisting the coaching staff with administrative duties and travel logistics, she is the team's academic and community relations liaison plus supervises all non-coaching personnel and managers for the team. She also helps monitor the team's budget and expenses.



Chelsea Martin - 1st Season (Sage Colleges '14)

Chelsea Martin, a former standout at the Sage Colleges, joins the UAlbany women's basketball program as a graduate assistant manager for the 2014-15 season. The past two years, Martin served as a women's basketball operations intern for UAlbany. Martin played for the Sage Colleges from 2010 to 2014, graduating cum laude with a 3.66 GPA in business administration with a concentration in sport management.


#1 Erin Coughlin (5-6 Jr. G) North Attleboro, Mass. (Tabor Academy)

2013-14: Played in all 33 games, starting 17... Team's primary three-point shooter, going 34% (55-162)... Second in the America East in assist/turnover ratio at 1.8, first among league players with at least 50 assists... Ranked sixth in the America East in three-point % and three-point field goals made per game (1.7)... Averaged 5.9 points and 1.9 assists per game... 4-8 from three against NJIT (12/10), totaling 14 points, later earning career-high 18 points off 6-8 three-point shots at UMass Lowell (1/16).

2012-13: Played in 16 games as a freshman off the bench... Finished the season with 23 points and 11 assists, including going 6-18 from three-point range... Scored first collegiate points against Dartmouth (11/24)... Season-best five points against Dartmouth... Career-best four rebounds vs. NJIT (11/28).

High School: Four-year varsity basketball letterwinner and senior captain at Tabor Academy Prep School... Averaged 14.6 points, 3.1 assists, 2.3 rebounds and 1.8 steals per game as a senior... Led the Seawolves to the New England Prep School Atlantic Conference Tournament for the last four seasons... Key contributor to Tabor's two state championships and 59-4 record from 2009-11... Shot a career 43.0 percent behind the three-point arc... Was chosen as a NEPSAC Class A-B All-Star and team MVP for senior season.

Personal: Intending to major in Human Biology... Daughter of Jack and Jodie Coughlin... Born Dec. 13, 1993... Has a brother, Sean and a sister, Sarah.



Career Highs

Points: 18 (@ UML, 1/16/14)
Field Goals: 6 (@ UML, 1/16/14)
3-Pt FG: 6 (@ UML, 1/16/14)
Rebounds: 5 (3x, last: @ Siena, 12/13/14)
Assists: 6 (vs. Vermont, 2/1/14)
Blocks: N/A
Steals: 4 (@ UNH, 2/26/14)
Season Highs
Points: 12 (@ Marist, 12/10/14)
Field Goals: 4 (2x, last: @ UVM, 1/29/15)
3-Pt FG: 4 (@ Marist, 12/10/14)
Rebounds: 5 (2x, last: @ Siena, 12/13/14)
Assists: 3 (@ Siena, 12/13/14)
Blocks: N/A
Steals: 2 (@ Canisius, 11/26/14)

Game-by-Game Statistics

Date	Opponent	G-S	Min	FG	3FG	FT	O-D	Reb	PF	A	TO	Blk	Stl	Pts
11/14	St. Francis Brooklyn	1-0	15	1-3	1-3	0-0	0-3	3	1	2	0	0	1	3
11/16	at Penn State	1-0	9	0-1	0-1	0-0	0-0	0	0	0	1	0	0	0
11/20	at Western Kentucky	1-0	13	0-3	0-3	0-0	0-2	2	1	0	2	0	0	0
11/26	at Canisius	1-1	24	1-5	1-5	0-0	0-0	0	3	1	2	0	2	3
12/2	Hofstra	1-1	11	1-2	1-2	0-0	0-0	0	2	0	2	0	0	3
12/6	at Colgate	1-1	26	3-7	3-7	2-2	0-0	0	0	1	1	0	1	11
12/10	at Marist	1-1	23	4-10	4-10	0-0	1-4	5	0	0	1	0	0	12
12/13	at Siena	1-1	30	2-7	1-6	0-0	1-4	5	1	3	2	0	1	5
12/15	at Quinnipiac	1-1	28	1-6	1-6	1-2	0-1	1	3	0	2	0	0	4
12/19	at Pepperdine	1-1	18	0-4	0-4	0-0	0-3	3	0	1	2	0	1	0
12/21	at Cal State Fullerton	1-1	4	1-2	1-1	0-0	0-0	0	0	0	0	0	0	3
12/28	Northeastern	DNP												
12/30	at North Carolina	DNP												
1/3	at Maine	1-0	8	0-2	0-2	0-0	0-0	0	1	1	1	0	0	0
1/7	New Hampshire	1-0	21	3-5	2-4	0-0	0-1	1	0	1	0	0	0	8
1/11	at UMass Lowell	1-0	16	3-4	3-4	0-0	0-0	0	1	0	3	0	0	9
1/14	at Binghamton	1-0	13	1-5	1-4	0-0	0-0	0	2	1	1	0	0	3
1/19	Stony Brook	1-0	8	0-1	0-1	0-0	0-0	0	0	0	0	0	0	0
1/22	at UMBC	1-0	13	0-2	0-2	0-0	1-2	3	1	1	0	0	0	0
1/25	Hartford	1-0	6	0-2	0-2	0-0	0-0	0	0	1	0	0	0	0
1/29	at Vermont	1-0	24	4-6	3-5	0-0	0-1	1	2	0	0	0	1	11
2/1	Maine	1-0	15	0-5	0-5	0-0	0-0	0	0	0	3	0	1	0
2/4	at New Hampshire	1-0	19	3-4	3-4	0-0	1-1	2	0	2	0	0	0	9
2/7	UMass Lowell	1-0	14	1-5	1-5	0-0	0-1	1	0	1	0	0	1	3
2/11	Binghamton	1-0	9	0-3	0-3	0-0	0-1	1	0	2	0	0	1	0
2/18	UMBC	1-0	1	0-0	0-0	0-0	0-0	0	0	0	0	0	0	0
2/22	at Stony Brook	1-0	2	0-0	0-0	0-0	0-0	0	0	0	0	0	0	0
2/26	at Hartford	1-0	4	0-0	0-0	0-0	0-0	0	0	1	0	0	0	0
3/1	Vermont	1-0	4	0-0	0-0	0-0	0-0	0	0	0	0	0	0	0
3/7	Vermont	1-0	15	0-4	0-4	0-0	0-1	1	0	1	0	0	0	0
3/8	UMBC													

Career Statistics

Year	G-S	Min-Avg	FG-A	%	3FG-A	%	FT-A	%	Off-Def	Reb	Avg	Ast	TO	Blk	Stl	Pts	Avg
2012-13	16-0	87-5.4	7-21	.333	6-18	.333	3-5	.600	1-6	7	0.4	11	9	0	3	23	1.4
2013-14	33-17	644-19.5	67-192	.349	55-162	.340	6-9	.667	5-36	41	1.2	63	36	1	35	195	5.9
2014-15	28-8	393-14.0	29-98	.296	26-93	.280	3-6	.500	4-25	29	1.0	20	23	0	10	87	3.1
2015-16																	
Career	77-25	1124-14.6	103-311	.331	87-273	.319	12-18	.667	10-67	77	1.0	94	68	1	48	305	4.0

#3 Margarita Rosario (5-6 Sr. G)

Miami, Fla. (Felix Varela)



2013-14: Started all 33 games, serving as a team captain... Second on the team and the America East with 130 assists (3rd-highest single season mark in UAlbany history), averaging 3.9 per game... Averaged 6.5 points per game, shooting 34.9% from the field and 81% on the free throw line, third-best in the America East... Totaled 216 points, 130 assists and 50 steals... 10th in America East in steals per game (1.5) and assist/turnover ratio (1.4)... Seven games with at least seven assists... Started the year with 14 points off 6-9 shooting in win over Siena... Career-high 21 points, including 10-10 on free throws, six rebounds and seven assists in win over Delaware State.

2012-13: Played in all 31 games for the Great Danes as a reserve point guard... made first-career start against Michigan State (11/24)... third on the team with 63 assists, adding 19 steals, 50 rebounds and 68 points... career-high 10 points in win over Hartford (2/17).

2011-12: Appeared in three games for the Great Danes.

High School: Four-year varsity letterwinner at Felix Varela Sr. High, earning MVP and team captain status all four seasons... led Lady Vipers to a District Championship in her senior year... First Team All-Dade in final three years in high school.

Personal: Majoring in communications... Daughter of Jose Rosario and Lucia Beltré... Has a sister, Ashley, and two brothers, Carlos and William.

Career Highs

Points: 21 (vs. Del. St., 11/24/13)
Field Goals: 6 (@ Siena, 11/8/13)
3-Pt FG: 4 (vs. St. Francis, 11/14/14)
Rebounds: 7 (vs. Marist, 11/14/13)
Assists: 8 (2x, last: vs. CSUF, 11/20/13)
Blocks: 1 (3x, last: @ UML, 1/16/14)
Steals: 6 (vs. Vermont, 3/1/15)

Season Highs

Points: 16 (vs. St. Francis, 11/14/14)
Field Goals: 4 (vs. St. Francis, 11/14/14)
3-Pt FG: 4 (vs. St. Francis, 11/14/14)
Rebounds: 5 (2x, last: @ Hartford, 2/26/15)
Assists: 6 (@ Colgate, 12/6/14)
Blocks: N/A
Steals: 6 (vs. Vermont, 3/1/15)

Game-by-Game Statistics

Date	Opponent	G-S	Min	FG	3FG	FT	O-D	Reb	PF	A	TO	Blk	Stl	Pts
11/14	St. Francis Brooklyn	1-1	29	4-4	4-4	4-4	0-1	1	1	2	1	0	0	16
11/16	at Penn State	1-1	26	2-9	2-8	0-0	0-3	3	2	2	0	0	1	6
11/20	at Western Kentucky	1-1	25	0-1	0-1	0-0	0-0	0	2	3	3	0	2	0
11/26	at Canisius	1-0	33	1-5	1-5	3-6	0-0	0	0	3	3	0	2	6
12/2	Hofstra	1-1	33	4-6	2-4	0-0	2-0	2	2	4	2	0	2	10
12/6	at Colgate	1-1	30	1-4	1-4	4-4	0-0	0	1	6	1	0	2	7
12/10	at Marist	1-1	25	1-6	1-5	0-0	0-2	2	1	1	3	0	0	3
12/13	at Siena	1-0	16	0-1	0-1	1-2	1-1	2	1	3	0	0	0	1
12/15	at Quinnipiac	1-0	14	0-3	0-2	0-0	0-0	0	3	0	0	0	0	0
12/19	at Pepperdine	1-0	27	1-1	1-1	0-0	0-2	2	3	4	0	0	1	3
12/21	at Cal State Fullerton	1-0	32	2-3	2-3	0-0	0-2	2	1	3	1	0	0	6
12/28	Northeastern	1-1	28	0-4	0-3	0-0	0-2	2	2	2	3	0	0	0
12/30	at North Carolina	1-0	17	0-0	0-0	1-2	1-0	1	2	3	2	0	0	1
1/3	at Maine	1-1	20	0-1	0-1	0-0	0-3	3	2	2	1	0	0	0
1/7	New Hampshire	1-1	25	1-1	1-1	0-0	1-0	1	0	3	2	0	2	3
1/11	at UMass Lowell	1-1	24	0-1	0-1	0-0	1-2	3	1	4	5	0	1	0
1/14	at Binghamton	1-1	20	0-4	0-1	0-0	1-1	2	1	0	0	0	2	0
1/19	Stony Brook	1-1	23	2-4	1-1	0-0	0-2	2	1	1	1	0	2	5
1/22	at UMBC	1-1	26	2-3	2-3	0-1	1-0	1	2	2	1	0	2	6
1/25	Hartford	1-1	25	2-5	2-4	0-0	0-2	2	1	0	2	0	1	6
1/29	at Vermont	1-1	16	0-0	0-0	0-0	0-2	2	1	2	0	0	3	0
2/1	Maine	1-1	23	0-6	0-4	0-0	1-4	5	2	2	1	0	1	0
2/4	at New Hampshire	1-1	19	0-2	0-0	0-0	0-2	2	3	2	1	0	0	0
2/7	UMass Lowell	1-1	26	1-2	0-1	0-0	0-2	2	2	2	2	0	0	2
2/11	Binghamton	1-1	20	0-2	0-1	4-4	0-1	1	2	2	1	0	1	4
2/18	UMBC	1-1	37	1-4	0-2	0-0	0-3	3	1	1	0	0	2	2
2/22	at Stony Brook	1-1	27	1-2	1-2	0-0	0-2	2	2	2	1	0	0	3
2/26	at Hartford	1-1	32	2-3	2-3	0-0	1-4	5	0	2	0	0	1	6
3/1	Vermont	1-1	34	1-2	1-2	4-4	0-3	3	0	2	2	0	6	7
3/7	Vermont	1-1	33	2-4	0-2	0-0	1-2	3	1	1	3	0	1	4
3/8	UMBC													

Career Statistics

Year	G-S	Min-Avg	FG-A	%	3FG-A	%	FT-A	%	Off-Def	Reb	Avg	Ast	TO	Blk	Stl	Pts	Avg
2011-12	3-0	8-2.7	1-2	.500	1-1	1.000	4-4	1.000	1-0	1	0.3	0	1	0	0	7	2.3
2012-13	31-3	472-15.2	22-72	.306	11-30	.367	13-18	.722	14-36	50	1.6	63	52	0	19	68	2.2
2013-14	33-33	973-29.5	60-172	.349	28-74	.378	68-84	.810	24-70	94	2.8	130	94	3	50	216	6.5
2014-15	30-24	765-25.4	31-93	.333	24-70	.343	21-27	.778	11-48	59	2.0	66	42	0	35	107	3.6
Career	97-60	2218-22.9	114-339	.336	64-179	.357	106-133	.797	50-154	204	2.1	259	189	3	104	398	4.1

#4 Sarah Royals (5-9 Sr. G/F) Torrington, Conn. (Torrington)



2013-14: Set new UAlbany single season assist record with 159, averaging an America East-best 4.8 per game... Became the UAlbany Division I leader in assists, standing 6th overall in program history... America East All-Academic Team with 3.54 GPA... Served as a team captain, playing all 33 games with 19 starts... Shot 42.7% from the field, scoring 11.7 points per game (12th in America East) and 1.6 steals per game (8th in America East)... Third in the America East with a 1.6 assist/turnover ratio... Totaled 387 points, 159 assists and 53 steals... 23 double-digit scoring games, including three stretches of 5+ games in a row, and 10 games with at least seven assists.

2012-13: Served as one of the team's primary point guards, starting in 30 of 31 games... finished third in the America East with 3.8 assists per game... earned career-high 16 points against Hartford (2/17)... scored in 29 of the team's 31 games.

2011-12: Played in all 33 games, starting three... Averaged 5.2 points on the season with seven 3-point attempts made... Also recorded 37 steals and 50 rebounds.

High School: Four-year letterwinner and senior captain at Torrington... Led the Red Raiders to the State Class L Semifinals for just the second time in school history... Two-time All-Naugatuck Valley and All-Suburban honoree after leading Naugatuck Valley League in scoring for two years.

Personal: Majoring in art and business, concentration in marketing... Daughter of Raymond and Sharri Royals... Born April 14, 1993... Has two sisters, Jennifer and Michelle.

Career Highs

Points: 23 (vs. Maine, 1/18/14)
Field Goals: 8 (vs. Maine, 1/18/14)
3-Pt FG: 4 (@ Hartford, 2/17/13)
Rebounds: 8 (vs. Marist, 11/14/13)
Assists: 10 (2x, last: @ NJIT, 12/10/13)
Blocks: 1 (7x, last: @ UML, 1/16/14)
Steals: 5 (@ Vermont, 1/9/14)

Season Highs

Points: 17 (vs. UNH, 1/7/15)
Field Goals: 7 (@ Binghamton, 1/14/15)
3-Pt FG: 2 (@ Vermont, 1/29/15)
Rebounds: 6 (@ Vermont, 1/29/15)
Assists: 9 (2x, last: vs. Hartford, 1/25/15)
Blocks: N/A
Steals: 4 (2x, last: vs. BU, 2/11/15)

Game-by-Game Statistics

Date	Opponent	G-S	Min	FG	3FG	FT	O-D	Reb	PF	A	TO	Blk	Stl	Pts
11/14	St. Francis Brooklyn	1-1	30	4-7	1-1	0-0	0-1	1	1	4	1	0	1	9
11/16	at Penn State	1-1	40	0-8	0-5	7-12	1-0	1	2	5	4	0	1	7
11/20	at Western Kentucky	1-1	30	2-5	0-0	2-6	1-2	3	4	1	10	0	1	6
11/26	at Canisius	1-0	14	0-1	0-0	4-4	0-0	0	0	4	0	0	0	4
12/2	Hofstra	1-0	28	2-5	1-1	2-2	3-1	4	1	2	6	0	0	7
12/6	at Colgate	1-0	20	2-8	0-0	1-2	2-0	2	2	4	3	0	1	5
12/10	at Marist	1-0	23	1-5	0-1	1-2	0-1	1	1	3	3	0	1	3
12/13	at Siena	1-1	32	2-7	0-2	5-10	0-1	1	3	3	4	0	1	9
12/15	at Quinnipiac	1-1	35	4-10	0-3	3-5	1-3	4	1	2	5	0	1	11
12/19	at Pepperdine	1-1	27	3-5	1-2	0-0	1-4	5	1	2	1	0	3	7
12/21	at Cal State Fullerton	1-1	32	4-12	0-2	0-0	0-3	3	3	9	3	0	1	8
12/28	Northeastern	1-0	33	4-12	0-3	6-8	0-0	0	0	5	2	0	1	14
12/30	at North Carolina	1-1	34	2-8	0-1	0-2	0-2	2	2	3	3	0	4	4
1/3	at Maine	1-1	33	2-3	1-2	3-3	0-2	2	0	7	4	0	2	8
1/7	New Hampshire	1-1	31	5-9	1-1	6-8	0-4	4	2	6	1	0	1	17
1/11	at UMass Lowell	1-1	29	6-7	1-1	3-6	0-4	4	0	6	3	0	3	16
1/14	at Binghamton	1-1	35	7-13	1-1	1-2	1-2	3	1	8	0	0	0	16
1/19	Stony Brook	1-1	36	3-7	0-1	3-6	1-3	4	3	7	2	0	1	9
1/22	at UMBC	1-1	32	2-8	0-2	1-2	0-1	1	2	5	1	0	1	5
1/25	Hartford	1-1	37	3-5	0-0	1-4	1-2	3	3	9	1	0	1	7
1/29	at Vermont	1-1	36	6-11	2-3	1-2	1-5	6	0	7	6	0	3	15
2/1	Maine	1-1	26	1-6	0-0	8-10	0-2	2	5	1	2	1	1	10
2/4	at New Hampshire	1-1	31	3-10	0-0	6-8	0-1	1	1	2	1	0	1	12
2/7	UMass Lowell	1-1	30	4-7	0-0	3-3	0-0	0	1	5	2	0	2	11
2/11	Binghamton	1-1	29	2-9	0-2	4-6	1-3	4	1	5	1	0	4	8
2/18	UMBC	1-1	27	5-11	0-1	4-7	0-3	3	3	5	2	0	1	14
2/22	at Stony Brook	1-1	38	3-7	0-0	5-5	0-1	1	3	2	3	0	0	11
2/26	at Hartford	1-1	34	2-11	0-1	3-3	0-4	4	2	3	0	1	2	7
3/1	Vermont	1-1	24	4-8	0-0	3-4	2-1	3	3	2	3	0	4	11
3/7	Vermont	1-1	22	2-7	0-0	1-3	0-1	1	0	3	2	0	2	5

Career Statistics

Year	G-S	Min-Avg	FG-A	%	3FG-A	%	FT-A	%	Off-Def	Reb	Avg	Ast	TO	Blk	Stl	Pts	Avg
2011-12	33-3	538-16.3	49-118	.415	7-25	.280	66-105	.629	10-40	50	1.5	41	70	2	37	171	5.2
2012-13	31-30	785-25.3	38-114	.333	8-23	.348	59-99	.596	12-56	68	2.2	115	90	3	44	143	4.6
2013-14	33-19	1027-31.1	109-255	.427	12-53	.226	157-224	.701	16-68	84	2.5	159	101	2	53	387	11.7
2014-15	30-25	908-30.3	90-232	.388	9-36	.250	87-135	.644	16-57	73	2.4	130	79	2	45	276	9.2
Career	127-77	3258-25.7	286-719	.398	36-137	.263	369-563	.655	54-221	275	2.2	445	340	9	179	977	7.7

#12 Imani Tate (5-8 So. G) Bronx, N.Y. (Bishop Loughlin)

2013-14: Primary reserve for UAlbany, playing in 32 games off the bench... Averaged 4.2 points and 3.1 rebounds per game, shooting 39.4% from the field... Totaled 134 points, 100 rebounds, 32 assists and 28 steals... Four double-digit point games, started with 13 points in win over Maine (1/18)... Shot 8-12 from the field for 18 points, nine rebounds and four assists in America East Tournament win over Binghamton (3/7).



High School: Four-year letterwinner in basketball and volleyball at Bishop Loughlin... ranked #45 among guards in ESPN Class of 2017... top scorer and top-five ranked player in New York City as a senior, averaging 25 points and four rebounds a game to earn First Team All-City... Scored over 1,000 points in her career... Led the Lions to berths in the Federation, State and City Championships... Earned Second Team All-City and First Team All-Tournament honors as a junior, New York Times and Daily News honorable mention sophomore year... team captain and MVP all four years of high school... earned MVP honors in Rose Classics Summer Jam and The Mecca... earned Coaches Award and Best Offensive Player Award freshman year... MVP of the volleyball team all four years.

Personal: Undecided on a major... Daughter of Tiquon Tate and Tara Banks... Born Dec. 7, 1995... Has two sisters, Aaliyah and Allanah, and two brothers, Karriem and Malik.

Career Highs

Points: 30 (vs. Hartford, 1/25/15)
Field Goals: 10 (2x, last: vs. UVM, 3/1/15)
3-Pt FG: N/A
Rebounds: 15 (2x, last: vs. Hartford, 1/25/15)
Assists: 6 (@ Quinnipiac, 12/15/14)
Blocks: 1 (@ Vermont, 1/9/14)
Steals: 5 (2x, last: vs. UML, 2/7/15)

Season Highs

Points: 30 (vs. Hartford, 1/25/15)
Field Goals: 10 (2x, last: vs. UVM, 3/1/15)
3-Pt FG: N/A
Rebounds: 15 (2x, last: vs. Hartford, 1/25/15)
Assists: 6 (@ Quinnipiac, 12/15/14)
Blocks: N/A
Steals: 5 (2x, last: vs. UML, 2/7/15)

Game-by-Game Statistics

Date	Opponent	G-S	Min	FG	3FG	FT	O-D	Reb	PF	A	TO	Blk	Stl	Pts
11/14	St. Francis Brooklyn	1-0	19	9-11	0-0	4-5	2-7	9	4	1	2	0	1	22
11/16	at Penn State	1-0	32	2-10	0-0	2-2	6-9	15	3	1	6	0	3	6
11/20	at Western Kentucky	1-0	31	5-13	0-0	4-6	1-7	8	2	3	6	0	2	14
11/26	at Canisius	1-0	24	9-10	0-0	3-5	1-5	6	4	0	1	0	3	21
12/2	Hofstra	1-0	31	3-7	0-0	0-1	3-1	4	3	3	3	0	1	6
12/6	at Colgate	1-0	24	6-9	0-0	1-1	2-1	3	1	2	4	0	1	13
12/10	at Marist	1-0	35	6-13	0-1	5-6	3-3	6	4	2	3	0	0	17
12/13	at Siena	1-1	33	8-15	0-0	4-4	0-5	5	4	3	4	0	3	20
12/15	at Quinnipiac	1-1	32	5-12	0-0	3-4	1-4	5	3	6	3	0	0	13
12/19	at Pepperdine	1-1	31	6-9	0-0	3-4	2-5	7	3	4	3	0	2	15
12/21	at Cal State Fullerton	1-1	20	6-8	0-0	2-2	2-2	4	4	3	2	0	1	14
12/28	Northeastern	1-1	21	5-11	0-0	0-0	1-1	2	4	0	1	0	1	10
12/30	at North Carolina	1-1	30	2-8	0-0	3-4	2-1	3	3	2	4	0	1	7
1/3	at Maine	1-0	29	6-12	0-0	0-0	3-2	5	2	1	5	0	0	12
1/7	New Hampshire	1-1	30	5-13	0-0	1-2	1-4	5	4	4	2	0	3	11
1/11	at UMass Lowell	1-0	16	4-7	0-0	0-2	2-0	2	2	1	1	0	0	8
1/14	at Binghamton	1-0	30	7-13	0-0	0-0	1-5	6	3	2	2	0	2	14
1/19	Stony Brook	1-0	24	5-8	0-0	4-4	1-1	2	2	4	3	0	1	14
1/22	at UMBC	1-0	28	5-13	0-0	1-3	0-5	5	3	5	2	0	3	11
1/25	Hartford	1-1	38	10-17	0-0	10-13	11-4	15	2	4	2	0	5	30
1/29	at Vermont	1-1	21	3-4	0-0	2-2	1-1	2	4	1	1	0	2	8
2/1	Maine	1-1	30	4-13	0-0	2-2	4-2	6	3	0	5	0	2	10
2/4	at New Hampshire	1-0	24	6-11	0-0	5-7	2-8	10	3	1	2	0	1	17
2/7	UMass Lowell	1-0	20	5-9	0-0	2-2	3-1	4	5	4	2	0	5	12
2/11	Binghamton	1-0	26	3-6	0-0	0-0	4-8	12	4	1	5	0	1	6
2/18	UMBC	1-0	28	4-10	0-0	8-10	2-4	6	3	5	1	0	1	16
2/22	at Stony Brook	1-0	34	4-12	0-1	4-4	0-3	3	3	2	3	0	2	12
2/26	at Hartford	1-1	23	6-14	0-0	5-6	2-2	4	4	3	3	0	0	17
3/1	Vermont	1-1	37	10-17	0-0	7-7	1-7	8	3	2	1	0	3	27
3/7	Vermont	1-1	29	6-11	0-0	9-12	3-5	8	2	0	5	0	4	21
3/8	UMBC													

Career Statistics

Year	G-S	Min-Avg	FG-A	%	3FG-A	%	FT-A	%	Off-Def	Reb	Avg	Ast	TO	Blk	Stl	Pts	Avg
2013-14	32-0	439-13.7	56-142	.394	0-9	.000	22-42	.524	38-62	100	3.1	32	54	1	28	134	4.2
2014-15	30-13	830-27.7	165-326	.506	0-2	.000	93-120	.783	67-113	180	6.0	70	87	0	54	424	14.1
2015-16																	
2016-17																	
Career	62-13	1269-20.5	221-468	.472	0-11	.000	116-162	.716	105-175	280	4.5	102	141	1	82	558	9.0

#13 Bose Aiyalogbe (6-0 R-Fr. G) Lagos, Nigeria (Life Center Academy)

2013-14: Redshirt season... Earned the Spellman Award for academic achievement.

High School: Played at the Life Center Academy in New Jersey... Ranked #48 wing in ESPN Class of 2017... Led Warriors to combined 60-5 record in final two years, including helping team to a #25 national ranking and NACA Championship in her senior year... Honored as Best Defensive Player in 2012 and earned a Sportsmanship Award in 2013.

Personal: Majoring in law... Daughter of Joseph and Agnes Aiyalogbe... Born Jan. 29, 1994... Has a sister, Joy, and a brother, Osaze.



Career Highs

Points: 6 (vs. UML, 2/7/15)
Field Goals: 2 (3x, last: vs. BU, 2/11/15)
3-Pt FG: N/A
Rebounds: 3 (vs. BU, 2/11/15)
Assists: N/A
Blocks: N/A
Steals: 1 (@ Colgate, 12/6/14)

Season Highs

Points: 6 (vs. UML, 2/7/15)
Field Goals: 2 (3x, last: vs. BU, 2/11/15)
3-Pt FG: N/A
Rebounds: 3 (vs. BU, 2/11/15)
Assists: N/A
Blocks: N/A
Steals: 1 (@ Colgate, 12/6/14)

Game-by-Game Statistics

Date	Opponent	G-S	Min	FG	3FG	FT	O-D	Reb	PF	A	TO	Blk	Stl	Pts
11/14	St. Francis Brooklyn	1-0	13	0-1	0-0	1-2	0-2	2	3	0	1	0	0	1
11/16	at Penn State	DNP												
11/20	at Western Kentucky	DNP												
11/26	at Canisius	1-0	2	0-0	0-0	0-0	0-0	0	0	0	1	0	0	0
12/2	Hofstra	DNP												
12/6	at Colgate	1-0	3	0-0	0-0	0-0	0-0	0	0	0	2	0	1	0
12/10	at Marist	DNP												
12/13	at Siena	DNP												
12/15	at Quinnipiac	DNP												
12/19	at Pepperdine	1-0	7	0-0	0-0	0-1	0-2	2	0	0	0	0	0	0
12/21	at Cal State Fullerton	1-0	4	0-1	0-0	0-0	0-0	0	2	0	0	0	0	0
12/28	Northeastern	DNP												
12/30	at North Carolina	DNP												
1/3	at Maine	DNP												
1/7	New Hampshire	DNP												
1/11	at UMass Lowell	1-0	2	0-0	0-0	0-0	0-0	0	1	0	0	0	0	0
1/14	at Binghamton	1-0	4	2-2	0-0	0-0	0-2	2	1	0	0	0	0	4
1/19	Stony Brook	DNP												
1/22	at UMBC	DNP												
1/25	Hartford	DNP												
1/29	at Vermont	1-0	8	0-3	0-0	2-2	1-1	2	2	0	0	0	0	2
2/1	Maine	DNP												
2/4	at New Hampshire	1-0	2	0-0	0-0	1-2	0-0	0	0	0	0	0	0	1
2/7	UMass Lowell	1-0	8	2-3	0-0	2-3	1-1	2	0	0	2	0	0	6
2/11	Binghamton	1-0	11	2-2	0-0	0-0	2-1	3	1	0	1	0	0	4
2/18	UMBC	DNP												
2/22	at Stony Brook	DNP												
2/26	at Hartford	DNP												
3/1	Vermont	1-0	4	1-1	0-0	1-1	0-0	0	1	0	1	0	0	3
3/7	Vermont	1-0	6	0-3	0-0	0-0	0-0	0	0	0	1	0	0	0
3/8	UMBC													

Career Statistics

Year	G-S	Min-Avg	FG-A	%	3FG-A	%	FT-A	%	Off-Def	Reb	Avg	Ast	TO	Blk	Stl	Pts	Avg
2014-15	13-0	74-5.7	7-16	.438	0-0	--	7-11	.636	4-9	13	1.0	0	9	0	1	21	1.6
2015-16																	
2016-17																	
2017-18																	
Career	13-0	74-5.7	7-16	.438	0-0	--	7-11	.636	4-9	13	1.0	0	9	0	1	21	1.6

#15 Jessica Féquière (5-11 So. G/F) Montreal, Quebec (Champlain Col. Saint-Lambert)

2013-14: Reserve off the bench, playing 17 games as a freshman... Totaled 40 points, 20 rebounds and five three-point field goals in 99 minutes of play... Scored eight points in road win over Binghamton (1/20).

High School: Three-year letterwinner at Champlain College Saint-Lambert... team MVP in final two years... as a senior team captain, earned First All-Star Team in Réseau Sport Etudiant du Québec... shot 44.5% from the field for 17.2 points, 10.6 rebounds and 2.1 steals a game.

Personal: Majoring in business administration... Daughter of Woeche and Renette Féquière... Born Sept. 11, 1993... Has two brothers, Jay and Ridge.



Career Highs

Points: 8 (2x, vs. St. Francis, 11/14/14)
Field Goals: 3 (3x, last: vs. UML, 2/7/15)
3-Pt FG: 2 (@ Binghamton, 1/20/14)
Rebounds: 8 (@ Vermont, 1/29/15)
Assists: 1 (3x, last: vs. Hofstra, 12/2/14)
Blocks: 1 (3x, last: vs. UVM, 3/1/15)
Steals: 2 (3x, last: vs. UVM, 3/1/15)

Season Highs

Points: 8 (vs. St. Francis, 11/14/14)
Field Goals: 3 (2x, last: vs. UML, 2/7/15)
3-Pt FG: 1 (vs. St. Francis, 11/14/14)
Rebounds: 8 (@ Vermont, 1/29/15)
Assists: 1 (vs. Hofstra, 12/2/14)
Blocks: 1 (vs. UVM, 3/1/15)
Steals: 2 (3x, last: vs. UVM, 3/1/15)

Game-by-Game Statistics

Date	Opponent	G-S	Min	FG	3FG	FT	O-D	Reb	PF	A	TO	Blk	Stl	Pts
11/14	St. Francis Brooklyn	1-0	12	2-5	1-2	3-4	4-2	6	0	0	3	0	0	8
11/16	at Penn State	DNP												
11/20	at Western Kentucky	DNP												
11/26	at Canisius	1-0	17	3-6	1-4	0-0	2-1	3	1	0	1	0	0	7
12/2	Hofstra	1-0	9	1-2	0-1	0-1	0-0	0	0	1	0	0	1	2
12/6	at Colgate	1-0	6	0-0	0-0	2-2	0-2	2	3	0	2	0	0	2
12/10	at Marist	1-0	5	0-1	0-0	0-0	0-1	1	1	0	0	0	0	0
12/13	at Siena	1-0	11	1-3	0-0	0-0	0-1	1	3	0	1	0	1	2
12/15	at Quinnipiac	DNP												
12/19	at Pepperdine	1-0	4	1-1	0-0	1-2	0-0	0	1	0	0	0	0	3
12/21	at Cal State Fullerton	1-0	7	1-2	0-0	0-1	1-1	2	2	0	0	0	0	2
12/28	Northeastern	1-0	6	1-2	0-0	0-0	1-0	1	0	0	0	0	1	2
12/30	at North Carolina	DNP												
1/3	at Maine	DNP												
1/7	New Hampshire	DNP												
1/11	at UMass Lowell	1-0	3	0-0	0-0	0-0	0-0	0	2	0	1	0	0	0
1/14	at Binghamton	1-0	3	1-1	0-0	0-0	0-0	0	1	0	0	0	0	2
1/19	Stony Brook	DNP												
1/22	at UMBC	DNP												
1/25	Hartford	DNP												
1/29	at Vermont	1-0	23	1-5	0-1	2-4	1-7	8	2	0	3	0	2	4
2/1	Maine	1-0	6	0-0	0-0	0-0	0-1	1	0	0	0	0	0	0
2/4	at New Hampshire	1-0	2	1-1	0-0	0-0	0-0	0	0	0	0	0	0	2
2/7	UMass Lowell	1-0	18	3-6	1-3	0-0	0-0	0	2	0	0	0	0	7
2/11	Binghamton	1-0	10	1-4	0-0	0-0	2-1	3	2	0	0	0	0	2
2/18	UMBC	1-0	12	1-4	0-1	0-0	2-1	3	1	0	2	0	2	2
2/22	at Stony Brook	1-0	0+	0-0	0-0	0-0	0-0	0	1	0	0	0	0	0
2/26	at Hartford	DNP												
3/1	Vermont	1-0	5	0-0	0-0	0-0	0-0	0	0	0	1	1	2	0
3/7	Vermont	1-0	14	1-1	0-0	0-0	3-1	4	2	0	0	0	2	2

Career Statistics

Year	G-S	Min-Avg	FG-A	%	3FG-A	%	FT-A	%	Off-Def	Reb	Avg	Ast	TO	Blk	Stl	Pts	Avg
2013-14	17-0	99-5.8	13-46	.283	5-22	.227	9-12	.750	10-10	20	1.2	2	8	2	1	40	2.4
2014-15	20-0	173-8.7	19-44	.432	3-12	.250	8-14	.571	16-19	35	1.8	1	14	1	11	49	2.5
2015-16																	
2016-17																	
Career	37-0	272-7.4	32-90	.356	8-34	.235	17-26	.654	26-29	55	1.5	3	22	3	12	89	2.4

#23 Zakiya Saunders (5-9 So. G) Fort Drum, N.Y. (Carthage Central)

2013-14: Played in 16 games as a freshman, earning first start at Stony Brook (1/30)... Finished with 20 points, 13 rebounds, nine steals and nine assists... Played 24 minutes in the America East title game victory over Stony Brook (3/10), getting three steals and two assists.



High School: Four-year letterwinner in basketball and track... second player ever from Carthage High and first since 1998 to earn a scholarship to play basketball in Division I... played at Prince George High freshman and sophomore year, going to Carthage High as a junior and senior... league MVP and First Team All-North honors as a senior, averaging 19.1 points, 11 rebounds, five assists and five steals a game... team captain as a sophomore and senior playing basketball.

Personal: Intends to major in business law... Daughter of Master Sgt. Vincent and Synithia Saunders... Has a sister, Taryn... Nickname is "Z"... Born May 2, 1995.

Career Highs

Points: 20 (@ Stony Brook, 2/22/15)
Field Goals: 9 (2x, last: @ SBU, 2/22/15)
3-Pt FG: N/A
Rebounds: 6 (@ Canisius, 11/26/14)
Assists: 10 (vs. UML, 2/7/15)
Blocks: 1 (2x, last: vs. UMBC, 2/18/15)
Steals: 5 (vs. Northeastern, 12/28/14)

Season Highs

Points: 20 (@ Stony Brook, 2/22/15)
Field Goals: 9 (2x, last: @ SBU, 2/22/15)
3-Pt FG: N/A
Rebounds: 6 (@ Canisius, 11/26/14)
Assists: 10 (vs. UML, 2/7/15)
Blocks: 1 (2x, last: vs. UMBC, 2/18/15)
Steals: 5 (vs. Northeastern, 12/28/14)

Game-by-Game Statistics

Date	Opponent	G-S	Min	FG	3FG	FT	O-D	Reb	PF	A	TO	Blk	Stl	Pts
11/14	St. Francis Brooklyn	1-1	26	6-6	0-0	1-1	3-1	4	2	6	2	0	2	13
11/16	at Penn State	1-1	13	1-4	0-0	0-0	0-0	0	3	2	2	0	1	2
11/20	at Western Kentucky	1-1	23	1-3	0-0	0-0	2-2	4	3	4	3	0	0	2
11/26	at Canisius	1-1	15	0-5	0-0	0-2	5-1	6	0	2	5	0	1	0
12/2	Hofstra	1-0	8	0-3	0-0	0-0	0-0	0	1	1	2	0	3	0
12/6	at Colgate	1-0	15	1-2	0-0	0-0	0-0	0	3	0	2	0	3	2
12/10	at Marist	1-0	10	0-0	0-0	0-0	2-1	3	1	4	3	0	1	0
12/13	at Siena	1-0	11	0-2	0-0	1-2	1-4	5	4	2	2	0	0	1
12/15	at Quinnipiac	1-0	11	1-3	0-0	0-0	0-3	3	2	0	1	0	1	2
12/19	at Pepperdine	1-0	30	5-7	0-0	0-0	0-2	2	3	2	5	0	2	10
12/21	at Cal State Fullerton	1-0	29	8-10	0-0	2-2	1-2	3	4	2	3	0	3	18
12/28	Northeastern	1-1	38	5-14	0-0	2-2	1-0	1	3	1	3	0	5	12
12/30	at North Carolina	1-1	39	1-4	0-0	0-0	0-3	3	4	4	5	0	2	2
1/3	at Maine	1-1	30	3-8	0-0	2-2	2-2	4	3	1	5	1	2	8
1/7	New Hampshire	1-0	20	4-7	0-0	4-4	1-1	2	0	3	2	0	1	12
1/11	at UMass Lowell	1-1	31	4-9	0-0	0-0	0-4	4	0	7	1	0	1	8
1/14	at Binghamton	1-1	25	4-4	0-0	2-2	4-1	5	2	4	2	0	1	10
1/19	Stony Brook	1-1	31	5-11	0-0	4-6	1-2	3	1	1	1	0	1	14
1/22	at UMBC	1-1	33	9-13	0-0	0-0	0-5	5	2	3	2	0	0	18
1/25	Hartford	1-1	26	0-4	0-0	0-0	1-2	3	3	6	2	0	1	0
1/29	at Vermont	1-1	30	6-12	0-0	2-2	1-1	2	1	1	2	0	4	14
2/1	Maine	1-1	36	1-12	0-1	2-2	0-5	5	2	3	3	0	2	4
2/4	at New Hampshire	1-1	31	5-13	0-0	0-0	2-2	4	2	6	3	0	3	10
2/7	UMass Lowell	1-1	28	4-6	0-0	2-2	0-3	3	1	10	0	0	2	10
2/11	Binghamton	1-1	35	2-5	0-0	0-0	1-4	5	1	7	3	0	3	4
2/18	UMBC	1-1	33	7-10	0-0	0-0	1-4	5	5	6	3	1	2	14
2/22	at Stony Brook	1-1	33	9-21	0-1	2-2	2-3	5	3	4	4	0	2	20
2/26	at Hartford	1-0	27	4-8	0-0	0-0	1-0	1	1	7	2	0	2	8
3/1	Vermont	1-0	25	4-7	0-0	4-4	1-2	3	1	6	5	1	2	12
3/7	Vermont	1-0	21	3-8	0-0	0-1	0-2	2	3	1	1	0	4	6
3/8	UMBC													

Career Statistics

Year	G-S	Min-Avg	FG-A	%	3FG-A	%	FT-A	%	Off-Def	Reb	Avg	Ast	TO	Blk	Stl	Pts	Avg
2013-14	16-1	127-7.9	9-26	.346	0-3	.000	2-2	1.000	7-6	13	0.8	9	16	0	9	20	1.3
2014-15	30-19	763-25.4	103-221	.466	0-2	.000	30-36	.833	33-62	95	3.2	106	79	3	57	236	7.9
2015-16																	
2016-17																	
Career	46-20	890-19.3	112-247	.453	0-5	.000	32-38	.842	40-68	108	2.4	115	95	3	66	256	5.6

#25 Shereesha Richards (6-1 Jr. F)

Rae Town, Jamaica (Atlantic Christian (N.J.))



2013-14: Set numerous single season scoring records: total points (659), points per game (20.0), field goals (266), field goal % (.624) and rebounds for a sophomore (295)... America East Player of the Year, America East Tournament Most Outstanding Player, All-America East First Team and America East All-Defensive Team... Set new UAlbany career records: consecutive double-digit point games (25 from 11/8/13-2/11/14), 20+ point games (18) and double-doubles (13)... served as a team captain... Shot 62.4% from the field (first in America East), standing first in the America East in points (20.0) and rebounds (8.9) per game and fifth in steals per game (2.0)

2012-13: America East Co-Rookie of the Year for the 2012-13 season... shot 61.1% (121-198) for the top shooting percentage in the conference... top-15 in the America East with 5.9 rebounds and 10.2 points per game... scored career-best 24 points in start against Vermont (2/14)... five-time America East Rookie of the Week.

High School: Three-year letterwinner in basketball at Atlantic Christian... Recorded 1,147 points in two seasons... Averaged double figures in points (20.6) and rebounds (12.1) finishing with 19 consecutive double-doubles as a junior... Led Cougars to first National Christian School Athletic Association Championship in 2010-11... Became first female student-athlete to receive a Division I scholarship out of Atlantic Christian.

Personal: Majoring in criminal justice... Daughter of Leroy Richards and Sherene Campbell... Has two brothers, Christopher and Oshawn... Born Jan. 25, 1993.

Career Highs

Points: 41 (@ Vermont, 1/9/14)
Field Goals: 17 (2x, last: vs. Hartford, 1/25/15)
3-Pt FG: 1 (3x, last: vs. Maine, 1/18/14)
Rebounds: 18 (@ Hartford, 1/12/14)
Assists: 4 (vs. UMBC, 1/28/14)
Blocks: 2 (@ Vermont, 1/29/15)
Steals: 7 (vs. Canisius, 12/21/12)

Season Highs

Points: 39 (vs. Hartford, 1/25/15)
Field Goals: 17 (vs. Hartford, 1/25/15)
3-Pt FG: N/A
Rebounds: 14 (4x, last: vs. UVM, 3/7/15)
Assists: 3 (2x, last: @ Colgate, 12/6/14)
Blocks: 2 (@ Vermont, 1/29/15)
Steals: 6 (2x, last: @ UVM, 1/29/15)

Game-by-Game Statistics

Date	Opponent	G-S	Min	FG	3FG	FT	O-D	Reb	PF	A	TO	Blk	Stl	Pts
11/14	St. Francis Brooklyn	1-1	19	4-11	0-0	2-4	1-3	4	3	2	2	0	2	10
11/16	at Penn State	1-1	40	10-16	0-1	7-10	6-8	14	4	3	7	1	3	27
11/20	at Western Kentucky	1-1	40	9-12	0-0	3-7	5-3	8	0	1	6	0	3	21
11/26	at Canisius	1-1	27	7-9	0-0	3-4	2-3	5	3	0	4	0	2	17
12/2	Hofstra	1-1	40	9-13	0-0	4-4	3-5	8	2	1	4	0	2	22
12/6	at Colgate	1-1	36	6-10	0-0	2-3	5-8	13	2	3	1	0	3	14
12/10	at Marist	1-1	35	6-14	0-0	3-4	4-8	12	3	2	0	0	1	15
12/13	at Siena	1-1	22	9-12	0-0	2-4	3-4	7	4	2	2	0	2	20
12/15	at Quinnipiac	1-1	37	6-15	0-0	5-6	3-10	13	2	2	1	0	2	17
12/19	at Pepperdine	1-1	28	6-13	0-0	4-7	2-3	5	1	1	1	0	6	16
12/21	at Cal State Fullerton	1-1	27	5-9	0-0	3-3	1-7	8	3	1	2	0	1	13
12/28	Northeastern	1-1	29	7-13	0-0	5-9	8-2	10	3	1	1	0	4	19
12/30	at North Carolina	1-1	31	11-22	0-1	12-15	4-5	9	4	0	3	0	3	34
1/3	at Maine	1-1	40	9-14	0-0	3-3	3-6	9	0	2	3	0	4	21
1/7	New Hampshire	1-1	38	7-14	0-0	1-3	5-6	11	2	2	6	0	3	15
1/11	at UMass Lowell	1-1	35	10-14	0-0	6-9	1-7	8	1	1	1	0	4	26
1/14	at Binghamton	1-1	36	9-16	0-0	6-6	3-11	14	2	0	3	1	4	24
1/19	Stony Brook	1-1	39	6-17	0-0	9-10	3-4	7	3	0	2	0	0	21
1/22	at UMBC	1-1	40	11-18	0-0	7-8	5-9	14	3	1	4	1	1	29
1/25	Hartford	1-1	35	17-24	0-0	5-8	2-6	8	4	1	3	0	3	39
1/29	at Vermont	1-1	33	9-13	0-0	13-14	4-4	8	1	0	5	2	6	31
2/1	Maine	1-1	40	6-11	0-0	3-4	4-4	8	2	1	1	1	0	15
2/4	at New Hampshire	1-1	33	4-6	0-0	4-7	0-10	10	3	0	4	0	3	12
2/7	UMass Lowell	1-1	31	13-19	0-0	5-5	2-5	7	2	2	0	0	1	31
2/11	Binghamton	1-1	23	14-21	0-0	7-10	2-1	3	1	1	2	0	0	35
2/18	UMBC	1-1	29	9-11	0-0	9-10	1-10	11	4	2	1	0	1	29
2/22	at Stony Brook	1-1	26	4-6	0-0	3-4	1-2	3	5	0	4	0	1	11
2/26	at Hartford	1-1	40	7-12	0-0	2-2	1-8	9	2	0	3	1	3	16
3/1	Vermont	1-1	35	3-7	0-0	10-12	1-5	6	2	1	3	1	4	16
3/7	Vermont	1-1	24	7-13	0-0	6-7	4-10	14	1	1	1	0	5	20
3/8	UMBC													

Career Statistics

Year	G-S	Min-Avg	FG-A	%	3FG-A	%	FT-A	%	Off-Def	Reb	Avg	Ast	TO	Blk	Stl	Pts	Avg
2012-13	31-1	636-20.5	121-198	.611	1-4	.250	72-117	.615	74-110	184	5.9	12	51	3	65	315	10.2
2013-14	33-33	1072-32.5	266-426	.624	2-2	1.000	125-184	.679	102-193	295	8.9	27	70	8	67	659	20.0
2014-15	30-30	988-32.9	240-405	.593	0-2	.000	154-202	.762	89-177	266	8.9	34	80	8	77	634	21.1
2015-16																	
Career	94-64	2696-28.7	627-1029	.609	3-8	.375	351-503	.698	265-480	745	7.9	73	201	19	209	1608	17.1

#33 Tiana-Jo Carter (6-3 Fr. C) Naples, Maine (Lake Region)

High School: Lettered four years in basketball, three years in soccer and one year in softball at Lake Region High... led Lakers to a 86-7 record in four years, earning First Team All-Conference all four seasons... led school to Western Maine Class B state championship in 2014 and Western Maine Class B conference championships in 2012, 2013 and 2014... earned Mike Dizenzo Award (MVP in Western Maine) as a junior and senior... earned over 1,000 points and rebounds in high school career... member of the Student Council, ASB (Alternative Spring Break - Habitat for Humanities) and Varsity Club.

Personal: Major in accounting... daughter of Gina Hicks... has a brother, Dominic... born Nov. 25, 1995.



Career Highs

Points: 16 (@ Siena, 12/13/14)
Field Goals: 8 (@ Siena, 12/13/14)
3-Pt FG: N/A
Rebounds: 12 (@ Marist, 12/10/14)
Assists: 1 (6x, last: vs. SBU, 1/19/15)
Blocks: 3 (3x, last: vs. UVM, 3/1/15)
Steals: 4 (@ Colgate, 12/6/14)

Season Highs

Points: 16 (@ Siena, 12/13/14)
Field Goals: 8 (@ Siena, 12/13/14)
3-Pt FG: N/A
Rebounds: 12 (@ Marist, 12/10/14)
Assists: 1 (6x, last: vs. SBU, 1/19/15)
Blocks: 3 (3x, last: vs. UVM, 3/1/15)
Steals: 4 (@ Colgate, 12/6/14)

Game-by-Game Statistics

Date	Opponent	G-S	Min	FG	3FG	FT	O-D	Reb	PF	A	TO	Blk	Stl	Pts
11/14	St. Francis Brooklyn	1-0	19	2-4	0-0	0-2	2-5	7	5	0	2	2	0	4
11/16	at Penn State	1-0	34	3-8	0-0	0-0	3-8	11	3	0	3	2	0	6
11/20	at Western Kentucky	1-0	24	4-8	0-0	2-3	3-5	8	3	0	2	0	0	10
11/26	at Canisius	1-1	25	2-3	0-0	2-3	1-2	3	4	1	1	1	1	6
12/2	Hofstra	1-1	31	2-6	0-0	1-3	1-4	5	4	0	4	0	1	5
12/6	at Colgate	1-1	23	4-5	0-0	3-4	1-4	5	2	1	5	1	4	11
12/10	at Marist	1-1	30	3-11	0-0	2-2	5-7	12	5	0	0	1	0	8
12/13	at Siena	1-1	29	8-12	0-0	0-1	1-2	3	5	0	1	0	3	16
12/15	at Quinnipiac	1-1	37	4-9	0-0	6-8	6-4	10	4	1	3	1	0	14
12/19	at Pepperdine	1-1	15	3-7	0-0	1-3	2-3	5	5	0	3	0	0	7
12/21	at Cal State Fullerton	1-1	22	3-5	0-0	1-1	2-2	4	5	1	2	1	1	7
12/28	Northeastern	1-1	17	3-6	0-0	0-0	1-4	5	3	0	1	0	0	6
12/30	at North Carolina	1-1	40	3-5	0-0	1-2	4-6	10	4	0	3	1	0	7
1/3	at Maine	1-1	26	0-1	0-0	0-0	0-4	4	5	0	4	0	1	0
1/7	New Hampshire	1-1	24	3-7	0-0	2-2	2-5	7	5	0	2	2	0	8
1/11	at UMass Lowell	1-0	16	3-4	0-0	0-0	1-2	3	3	0	2	0	0	6
1/14	at Binghamton	1-0	19	2-8	0-0	3-4	4-3	7	4	1	2	3	1	7
1/19	Stony Brook	1-0	23	2-6	0-0	2-3	6-0	6	3	1	1	0	0	6
1/22	at UMBC	1-1	28	1-5	0-0	1-2	4-2	6	2	0	1	1	1	3
1/25	Hartford	1-0	21	0-1	0-0	0-0	1-4	5	3	0	1	1	2	0
1/29	at Vermont	1-0	9	1-1	0-0	2-2	0-0	0	4	0	1	1	0	4
2/1	Maine	1-0	24	2-3	0-0	1-2	3-6	9	3	0	0	1	0	5
2/4	at New Hampshire	1-1	25	3-5	0-0	1-5	1-1	2	5	0	1	1	0	7
2/7	UMass Lowell	1-0	9	4-4	0-0	1-2	0-0	0	4	0	0	1	1	9
2/11	Binghamton	1-1	21	6-11	0-0	0-0	4-1	5	4	0	2	3	0	12
2/18	UMBC	1-1	12	2-3	0-0	1-1	0-0	0	5	0	3	1	0	5
2/22	at Stony Brook	1-1	30	3-4	0-0	1-1	6-5	11	5	0	1	1	2	7
2/26	at Hartford	1-1	25	3-5	0-0	3-4	5-3	8	2	0	1	2	0	9
3/1	Vermont	1-1	29	0-1	0-0	0-0	0-3	3	1	1	1	3	0	0
3/7	Vermont	1-1	12	0-2	0-0	0-0	1-2	3	4	0	0	2	0	0
3/8	UMBC													

Career Statistics

Year	G-S	Min-Avg	FG-A	%	3FG-A	%	FT-A	%	Off-Def	Reb	Avg	Ast	TO	Blk	Stl	Pts	Avg
2014-15	30-20	699-23.3	79-160	.494	0-0	--	37-60	.617	70-97	167	5.6	7	53	33	18	195	6.5
2015-16																	
2016-17																	
2017-18																	
Career	30-20	699-23.3	79-160	.494	0-0	--	37-60	.617	70-97	167	5.6	7	53	33	18	195	6.5

#34 Cassandra Edwards (5-10 So. G) Brampton, Ontario (Notre Dame CSS)

2013-14: Primary frontcourt player off the bench, playing in 23 games as a freshman... Finished with 29 points and 30 rebounds... Season-best six points, adding four rebounds at Binghamton (1/20)... Earned Spellman Award for academic achievement.



High School: Four-year letterwinner in basketball at Notre Dame CSS... Earned MVP of the Warriors in 2011 and 2012... Team captain in final three years, earning Coaches Award in last two years.

Personal: Majoring in psychology... Daughter of Michael and Shernette Edwards... Born Aug. 12, 1995... Has a sister, Amanda.

Career Highs

Points: 6 (@ Binghamton, 1/20/14)
Field Goals: 3 (@ Binghamton, 1/20/14)
3-Pt FG: N/A
Rebounds: 6 (vs. UML, 2/4/14)
Assists: 2 (@ Marist, 12/10/14)
Blocks: 1 (4x, last: vs. UML, 2/7/15)
Steals: 3 (vs. UNH, 1/23/14)

Season Highs

Points: 5 (@ UML, 1/11/15)
Field Goals: 2 (3x, last: @ UNH, 2/4/15)
3-Pt FG: N/A
Rebounds: 5 (3x, last: @ UNH, 2/4/15)
Assists: 2 (@ Marist, 12/10/14)
Blocks: 1 (2x, last: vs. UML, 2/7/15)
Steals: 1 (8x, last: vs. UML, 2/7/15)

Game-by-Game Statistics

Date	Opponent	G-S	Min	FG	3FG	FT	O-D	Reb	PF	A	TO	Blk	Stl	Pts
11/14	St. Francis Brooklyn	1-1	18	2-3	0-0	0-0	1-2	3	1	1	0	0	1	4
11/16	at Penn State	1-1	6	0-1	0-0	0-0	1-0	1	1	0	1	0	0	0
11/20	at Western Kentucky	1-1	14	0-2	0-0	1-2	2-1	3	2	0	1	0	1	1
11/26	at Canisius	1-1	19	0-2	0-0	0-0	1-1	2	3	1	0	0	1	0
12/2	Hofstra	1-1	9	0-1	0-0	0-0	0-0	0	1	0	1	0	0	0
12/6	at Colgate	1-1	17	1-2	0-0	0-0	2-1	3	0	1	1	0	0	2
12/10	at Marist	1-1	14	0-1	0-0	0-0	3-2	5	1	2	0	0	0	0
12/13	at Siena	1-0	16	1-3	0-0	0-1	0-4	4	3	0	0	1	1	2
12/15	at Quinnipiac	1-0	6	0-0	0-0	1-2	1-2	3	2	0	0	0	0	1
12/19	at Pepperdine	1-0	13	0-0	0-0	1-2	0-2	2	3	0	1	0	0	1
12/21	at Cal State Fullerton	1-0	23	0-1	0-0	0-0	1-1	2	2	0	4	0	1	0
12/28	Northeastern	1-0	28	2-2	0-0	0-0	2-1	3	2	0	0	0	1	4
12/30	at North Carolina	1-0	9	0-1	0-0	1-2	0-0	0	2	0	1	0	0	1
1/3	at Maine	1-0	14	0-0	0-0	0-0	1-0	1	1	0	1	0	0	0
1/7	New Hampshire	1-0	11	1-1	0-0	0-0	1-2	3	1	0	2	0	0	2
1/11	at UMass Lowell	1-1	28	2-3	0-0	1-2	3-2	5	2	1	1	0	1	5
1/14	at Binghamton	1-1	15	1-1	0-0	0-1	2-2	4	2	1	0	0	0	2
1/19	Stony Brook	1-1	16	0-1	0-0	0-2	0-1	1	3	0	0	1	0	0
1/22	at UMBC	DNP												
1/25	Hartford	1-0	12	0-0	0-0	0-0	0-0	0	3	0	0	0	0	0
1/29	at Vermont	DNP												
2/1	Maine	DNP												
2/4	at New Hampshire	1-0	14	2-3	0-0	0-0	2-3	5	2	0	1	0	0	4
2/7	UMass Lowell	1-1	16	1-2	0-0	0-0	2-1	3	3	1	2	1	1	2
2/11	Binghamton	1-0	16	0-3	0-0	0-0	1-1	2	5	1	0	0	1	0
2/18	UMBC	1-0	21	2-3	0-0	0-1	2-0	2	5	1	0	0	0	4
2/22	at Stony Brook	1-0	10	0-1	0-0	0-1	0-0	0	1	0	0	0	1	0
2/26	at Hartford	1-0	15	1-5	0-0	0-0	1-2	3	2	1	0	1	0	2
3/1	Vermont	1-0	3	0-0	0-0	0-0	0-0	0	0	0	0	0	0	0
3/7	Vermont	1-0	24	1-3	0-0	3-4	3-0	3	4	1	0	0	2	5

Career Statistics

Year	G-S	Min-Avg	FG-A	%	3FG-A	%	FT-A	%	Off-Def	Reb	Avg	Ast	TO	Blk	Stl	Pts	Avg
2013-14	23-0	197-8.6	10-29	.345	0-0	--	9-21	.429	12-18	30	1.3	0	16	3	6	29	1.3
2014-15	27-11	407-15.1	17-45	.378	0-0	--	8-20	.400	32-31	63	2.3	12	17	4	12	42	1.6
2015-16																	
2016-17																	
Career	50-11	604-12.1	27-74	.365	0-0	--	17-41	.415	44-49	93	1.9	12	33	7	18	71	1.4

2014-15 UAlbany Women's Basketball Game Notes - vs. UMBC 3/8, AE Semifinals
UAlbany Media Sheet



#1

**Erin
Coughlin**



#3

**Margarita
Rosario**



#4

**Sarah
Royals**



#12

**Imani
Tate**



#13

**Bose
Aiyalogbe**



#15

**Jessica
Féquière**



#23

**Zakiya
Saunders**



#25

**Shereesha
Richards**



#33

**Tiana-Jo
Carter**



#34


**Cassandra
Edwards**




**Head Coach
Katie Abrahamson-
Henderson**



**Assistant Coach
Mary Grimes**



**Assistant Coach
Tahnee Balerio**



**Assistant Coach
Isoken Uzamere**



**Dir. of Operations
Keyana Williams**



**Grad. Ast. Manager
Chelsea Martin**

2014-15 UAlbany Women's Basketball Game Notes - vs. UMBC 3/8, AE Semifinals

UAlbany Record Book

GAME RECORDS

SCORING

	Name	Opponent	FG	FT	PTS
1.	Shereesha Richards	Vermont (1-9-14)	17-24	7-10	41
2.	Shereesha Richards	Hartford (1-25-15)	17-24	5-8	39
3.	Jen Schumacher	Vermont (1-22-05)	11-15	5-5	36^^
	Cindy Werner	Hamilton (11-30-78)	16	4-11	36
5.	Shereesha Richards	Binghamton (2-11-15)	14-21	7-10	35
6.	Shereesha Richards	North Carolina (12-30-14)	11-22	12-15	34
7.	Megan Craig	Northeastern (1-4-14)	13-18	7-11	33
	Lisa Parish	Stony Brook (2-7-87)	12	9-9	33
	Megan Buchanan	Bridgeport (1-18-99)	11-16	10-12	33+
	Megan Buchanan	Cornell (12-3-99)	11-28	8-10	33*
	Janea Aiken	Binghamton (1-10-09)	10-25	9-11	33+
12.	Shereesha Richards	Dartmouth (12-4-13)	15-18	2-2	32
	Britney McGee	Boston U. (3-13-09)	10-25	5-6	32&
14.	Shereesha Richards	UMass Lowell (2-7-15)	13-19	5-5	31
	Shereesha Richards	Vermont (1-29-15)	9-13	13-14	31
	Jen Schumacher	Air Force (11-27-04)	9-13	5-5	31++
	Gina Richardson	Stony Brook (2-17-90)	13	5-7	31#
	Samantha Ginsberg	LeMoyne (1-24-96)	14-25	2-2	31*
	Megan Buchanan	Lehigh (1-15-00, OT)	12-25	0-1	31&
20.	Imani Tate	Hartford (1-25-15)	10-17	10-13	30
	Gina Richardson	Colby (1-28-90, 2OT)	11	7-8	30
	Michele Davis	Franklin Pierce (1-20-96)	12-16	1-2	30^
	Britney McGee	UMBC (2-25-09)	9-10	5-6	30&
24.	Shereesha Richards	UMBC (1-22-15)	11-18	7-8	29
	Shereesha Richards	UMass Lowell (2-4-14)	14-21	1-2	29
	Ebone Henry	Sam Houston St. (12-20-12)	12-25	0-0	29@
	Charity Iromuanya	New Hampshire (2-21-10)	8-16	9-13	29#
	Jess McGinlay	Stony Brook (1-13-01)	11-14	2-5	29^
	Liz Tucker	Iona (11-19-99)	11-14	7-11	29
30.	Shereesha Richards	Marist (11-14-13)	10-12	8-10	28
	Shereesha Richards	Delaware State (11-24-13)	11-14	6-7	28
	Lynne Burton	Union (1-26-81)	13	2-2	28
	Kelly Paolino	Binghamton (2-17-99)	11-18	2-2	28#

+1 3FG • @2 3FG • *3 3FG • #4 3FG • ^5 3FG

• %6 3FG • &7 3FG • ++8 3 FG • ^^9 3FG

INDIVIDUAL RECORDS

Points:		
Game:	41	Shereesha Richards (@ Vermont, 1-9-14)
Half:	27	Shereesha Richards (@ Vermont, 1-9-14)
Season:	659	Shereesha Richards (13-14)
Senior:	416	Danielle Hutcheson (04-05)
Junior:	634	Shereesha Richards (14-15)
Sophomore:	659	Shereesha Richards (13-14)
Freshman:	323	Ebone Henry (09-10)
Career:	1,642	Ebone Henry (09-13)
Season Avg.:	20.0	Shereesha Richards (13-14)
Career Avg.:	14.8	Rainny Lesane (1,481 in 100, 82-86)
20 pt. + Games:	35	Shereesha Richards (12-15)
30 pt. + Games:	7	Shereesha Richards (12-15)
Double-Doubles:	13	Shereesha Richards (13-14)
(season)		
Double-Doubles:	33	Danielle Hutcheson (01-05)
(career)		
Consecutive Double		
Figure Games:	30	Shereesha Richards (14-15)
Career Double		
Figure Games:	82	Rainny Lesane (82-86)

Field Goals:

Game:	17	Shereesha Richards (vs. Hartford, 1-25-15)
		Shereesha Richards (@ Vermont, 1-9-14)
Season:	266	Shereesha Richards (13-14)
Career:	627	Shereesha Richards (12-15)
Game Att.:	28	Megan Buchanan (vs. Cornell, 12-3-99, 11 made)
Season Att.:	500	Ebone Henry (11-12)
Career Att.:	1625	Ebone Henry (09-13)
Game Pct.:	1.000	Lisa Parish (9-9 vs. Stony Brook, 2-7-87)
		Kelly Paolino (8-8 vs. Franklin Pierce, 1-24-98)
		Sarah Sweetland (10-10 vs. Yale, 11-26-02)
		Becky Ayers (10-10 vs. Pepperdine, 12-29-03)
		Zakiya Saunders (6-6 vs. St. Francis, 11-14-14)
Season Pct.:	.624	Shereesha Richards (13-14)
Career Pct.:	.609	Shereesha Richards (12-15)
Consecutive Made:	24	Sarah Sweetland (02-03)

Rebounds:

Game:	22	Casey Stanley (vs. Nazareth, 2-22-92)
Season:	339	Julie Forster (11-12)
Senior:	277	Danielle Hutcheson (04-05)
Junior:	339	Julie Forster (11-12)
Sophomore:	295	Shereesha Richards (13-14)
Freshman:	259	Julie Forster (09-10)
Career:	1,149	Julie Forster (09-13)
Season Avg.:	10.9	Ikeuchi Franklin (92-93)
Career Avg.:	9.3	Julie Forster (09-13)

UAlbany Record Book

Assists:

Game:	13	Sylvia Caldwell (vs. Rensselaer, 12-12-88)
		Margaret Feerick (vs. Union, 1-26-95)
Season:	159	Sarah Royals (13-14)
Senior:	130	Sarah Royals (14-15)
Junior:	159	Sarah Royals (13-14)
Sophomore:	115	Sarah Royals (12-13)
Freshman:	74	Laurie Annunziato (88-89)
Career:	442	Sarah Royals (11-15)
Season Avg.:	5.67	Donna Hughes (86-87)
Career Avg.:	3.67	Rainny Lesane (82-86)

Steals:

Game:	11	Rainny Lesane (vs. Cortland, 12-4-85)
Season:	150	Rainny Lesane (85-86)
Career:	443	Rainny Lesane (82-86)
Season Avg.:	5.0	Rainny Lesane (85-86)
Career Avg.:	4.43	Rainny Lesane (82-86)

Blocked Shots:

Game:	7	Alicia Learn (vs. Charleston Southern, 12-13-03)
		Ikeuchi Franklin (vs. Rensselaer, 11-21-92)
		Gia Sanders (vs. Vermont, 1-16-08)
Season:	52	Gia Sanders (05-06)
Career:	151	Gia Sanders (04-08)
Season Avg.:	2.04	Erica Witham (93-94)
Career Avg.:	1.52	Erica Witham (92-96)

Three-Point Field Goals:

Game:	9	Jen Schumacher (vs. Vermont, 1-22-05)
Season:	83	Britney McGee (08-09)
Career:	197	Jen Schumacher (02-06)
Game Att.:	15	Britney McGee (vs. Boston U., 3-13-09, 7 made)
Season Att.:	201	Britney McGee (08-09)
Career Att.:	523	Jen Schumacher (02-06)
Game Pct.:	1.000	Shelia McCaughin (5-5 vs. Ithaca, 2-21-95)
Season Pct.:	.469	Becky Ayers (46-98, 01-02)

TEAM RECORDS

Points:

Game (Reg.):	110	(vs. Hamilton, 11-22-86)
		(vs. Southern Vermont, 1-30-96)
Half:	58	(vs. Hamilton, 11-22-86)
		(vs. Old Westbury, 2-6-90)
		(vs. Southern Vermont, 1-30-96)
Game (Opponent):	114	(vs. New York U., 2-2-88, 2OT)
Season:	2,451	(85-86, 30 games)
Season Avg.:	81.7	(2,451 in 30, 85-86)

Field Goals:

Game:	52	(vs. Hamilton, 11-22-86)
Season:	967	(85-86, 30 games)
Season Att.:	2,056	(85-86, 30 games)
Season Pct.:	.470	(967-2,056, 85-86)

Free Throws:

Game Pct.:	1.000	(12-12 vs. Maine, 1-17-04)
		(8-8 vs. New Hampshire, 2-5-05)
Season:	489	(13-14, 33 games)
Season Att.:	730	(13-14, 33 games)
Season Pct.:	.726	(304-419, 02-03)

Three-Point Field Goals:

Game:	17	(vs. Lafayette, 1-2-03, 35 att.)
Game Att.:	35	(vs. Lafayette, 1-2-03, 17 made)
Season:	158	(07-08, 31 games)
Season Att.:	554	(10-11, 30 games)
Season Pct.:	.358	(129-360, 03-04)

Rebounds:

Game:	74	(vs. Nazareth, 1-21-91)
Season:	1,314	(13-14, 33 games)
Season Avg.:	47.4	(1,137 in 24, 88-89)

Assists:

Game:	32	(vs. Old Westbury, 2-8-92)
Season:	516	(13-14, 31 games)

Steals:

Game:	30	(vs. New Paltz, 12-1-96)
Season:	531	(85-86, 30 games)

Blocked Shots:

Game:	12	(vs. Old Westbury, 2-9-91)
Season:	118	(93-94, 24 games)



2014-15 UAlbany Women's Basketball Game Notes - vs. UMBC 3/8, AE Semifinals

THE LAST TIME THE GREAT DANES....

Won at home	3/1/15 vs. Vermont, W 76-48
Lost at home	2/1/15 vs. Maine, L 44-52
Won on the road	2/26/15 @ Hartford, W 65-50
Lost on the road	2/22/15 @ Stony Brook, L 64-68
Won at a neutral site	3/7/15 vs. Vermont in Vestal, N.Y., W 63-33
Lost at a neutral site	3/23/14 vs. West Virginia in Baton Rouge, La., L 61-76
Won in overtime	1/19/13 vs. Hartford, W 55-48 (OT)
Lost in overtime	12/5/09 @ Siena, L 61-65 (OT)
Played two or more overtimes	12/12/93 vs. Buffalo State, L 75-81
Won five consecutive games	1/14/15-1/29/15
Lost five consecutive games	1/22/10-2/6/10
Won 6-9 consecutive games	1/3/15-1/29/15 (8)
Lost 6-9 consecutive games	1/10/10-2/6/10 (9)
Won 10 or more consecutive games	1/4/14-2/26/14 (16)
Lost 10 or more consecutive games	1/17/09-2/21/09
Scored under 50 points	2/1/15 vs. Maine, L 44-52
Scored 80-89 points	2/18/15 vs. UMBC, W 84-68
Scored 90-99 points	2/7/15 vs. UMass Lowell, W 93-57
Scored 100 or more points	1/30/96 vs. Southern Vermont, W 110-42
Allowed under 50 points	3/7/15 vs. Vermont in Vestal, N.Y., W 63-33
Allowed 80-89 points	12/19/13 @ Duke, L 51-80
Allowed 90-99 points	12/20/10 @ Hofstra, L 60-90
Allowed 100 or more points	2/2/88 vs. NYU, L 107-114
Won by 20 or more points	3/7/15 vs. Vermont in Vestal, N.Y., W 63-33
Won by 30 or more points	3/7/15 vs. Vermont in Vestal, N.Y., W 63-33
Lost by 20 or more points	12/19/13 @ Duke, L 51-80
Lost by 30 or more points	11/21/12 @ Michigan State, L 35-67
Shot over 50 percent from the field	3/1/15 vs. Vermont, W 76-48, 53.5%
Shot under 30 percent from the field	2/1/15 vs. Maine, L 44-52, 25.0%
Held an opponent to under 30 percent shooting from the field	1/14/15 @ Binghamton, W 82-49, 29.8%
Had 50 or more rebounds	12/10/14 @ Marist, L 58-61, 51
Had 20 or more assists	2/18/15 vs. UMBC, W 84-68, 20
Had 15 or more steals	3/1/15 vs. Vermont, W 76-48, 21
Had 10 or more blocks	12/13/03 vs. Charleston Southern, W 86-63, 10
Made 10 or more 3-pointers	1/16/14 @ UMass Lowell, W 87-50, 10 (out of 17)
Made 30 or more free throws	3/10/13 vs. New Hampshire, W 71-57, 31
Had five or more players score in double figures	2/7/14 vs. Hartford, W 90-68
..... Tammy Phillip (19), Megan Craig (17), Imani Tate (16), Shereesha Richards (13), Sarah Royals (12)	
Had two or more players score at least 20 points	3/7/15 vs. Vermont in Vestal, N.Y., W 63-33
..... Shereesha Richards (20), Imani Tate (21)	
Had two or more players grab at least 10 rebounds	2/4/15 @ New Hampshire, W 74-48
..... Shereesha Richards (10), Imani Tate (10)	

THE LAST TIME A GREAT DANE....

Scored 20 or more points	3/7/15 - Imani Tate/Shereesha Richards vs. Vermont, 21/20
Scored 30 or more points	2/11/15 - Shereesha Richards vs. Binghamton, 35
Hit 10 or more field goals	3/1/15 - Imani Tate vs. Vermont, 10 (out of 17)
Hit 10 or more free throws	3/1/15 - Shereesha Richards vs. Vermont, 10 (out of 12)
Hit five or more 3-pointers	1/16/14 - Erin Coughlin @ UMass Lowell, 6 (out of 8)
Had a double-double	2/18/15 - Shereesha Richards vs. UMBC, 27 pts., 11 rbs.
Had 10-14 rebounds	3/7/15 - Shereesha Richards vs. Vermont, 14
Had at least 15 rebounds	1/25/15 - Imani Tate vs. Hartford, 15
Had at least 10 assists	2/7/15 - Zakiya Saunders vs. UMass Lowell, 10
Had at least five steals	3/7/15 - Shereesha Richards vs. Vermont, 5
Had at least five blocks	11/24/13 - Megan Craig vs. Delaware State, 5

2014-15 UAlbany Women's Basketball Game Notes - vs. UMBC 3/8, AE Semifinals

2014-15 Team Highs/Lows

Points

High 93 (vs. UMass Lowell, 2/7)
Low 44 (vs. Maine, 2/1)

Field Goals

High 38 (vs. UMass Lowell, 2/7)
Low 14 (vs. Maine, 2/1)

Field Goal Attempts

High 67 (@ Binghamton, 1/14)
Low 41 (@ Maine, 1/3)

Field Goal Percentage

High 65.3% (@ UMass Lowell, 1/11)
Low 25.0% (vs. Maine, 2/1)

3-Point Field Goals

High 6 (vs. St. Francis Brooklyn, 11/14)
Low 0 (7x, last: vs. Vermont, 3/7)

3-Point Field Goal Attempts

High 17 (@ Marist, 12/10)
Low 2 (@ North Carolina, 12/30) (vs. Vermont, 3/1)

3-Point Field Goal Percentage

High 75.0% (@ UNH, 2/4)
Low 0.0% (7x, last: vs. Vermont, 3/7)

Free Throws

High 29 (vs. Vermont, 3/1)
Low 7 (vs. Hofstra, 12/2)

Free Throw Attempts

High 32 (vs. Vermont, 3/1)
Low 8 (@ Maine, 1/3)

Free Throw Percentage

High 90.6% (vs. Vermont, 3/1)
Low 50.0% (@ WKU, 11/20)

Rebounds

High 51 (@ Marist, 12/10)
Low 26 (vs. UMass Lowell, 2/7)

Assists

High 25 (vs. UMass Lowell, 2/7)
Low 7 (vs. Maine, 2/1)

Steals

High 21 (@ Vermont, 1/29) (vs. Vermont, 3/1)
Low 3 (@ Marist, 12/10)

Blocks

High 6 (vs. Vermont, 3/1)
Low 0 (5x, last: @ UMass Lowell, 1/11)

2014-15 Opponent Highs/Lows

Points

High 71 (@ North Carolina, 12/30)
Low 33 (vs. Vermont, 3/7)

Field Goals

High 28 (vs. Northeastern, 12/28)
Low 12 (@ Pepperdine, 12/19) (vs. Vermont, 3/7)

Field Goal Attempts

High 59 (@ North Carolina, 12/30)
Low 38 (vs. UMass Lowell, 2/7)

Field Goal Percentage

High 54.9% (vs. Northeastern, 12/28)
Low 26.7% (@ Pepperdine, 12/19)

3-Point Field Goals

High 11 (vs. Hofstra, 12/2)
Low 2 (3x, last: @ Pepperdine, 12/19)

3-Point Field Goal Attempts

High 27 (@ Quinnipiac, 12/15) (@ North Carolina, 12/30)
Low 10 (@ WKU, 11/20)

3-Point Field Goal Percentage

High 61.1% (vs. Hofstra, 12/2)
Low 16.7% (@ Siena, 12/13) (@ Pepperdine, 12/19)

Free Throws

High 25 (@ Siena, 12/13)
Low 1 (@ UMass Lowell, 1/11)

Free Throw Attempts

High 39 (@ Siena, 12/13)
Low 4 (@ Hartford, 2/26)

Free Throw Percentage

High 85.7% (@ Colgate, 12/6) (@ Maine, 1/3)
Low 20.0% (@ UMass Lowell, 1/11)

Rebounds

High 42 (@ North Carolina, 12/30)
Low 17 (vs. St. Francis Brooklyn, 11/14)

Assists

High 20 (@ Quinnipiac, 12/15)
Low 6 (vs. Vermont, 3/7)

Steals

High 20 (@ WKU, 11/20)
Low 2 (vs. Vermont, 3/7)

Blocks

High 13 (@ Quinnipiac, 12/15)
Low 0 (vs. Hartford, 1/25)

2014-15 UAlbany Individual Highs

Points

--Shereesha Richards, 39 (vs. Hartford, 1/25)
--Shereesha Richards, 35 (vs. Binghamton, 2/11)

Field Goals Made

--Shereesha Richards, 17 (vs. Hartford, 1/25)
--Shereesha Richards, 12 (vs. Binghamton, 2/11)

Three-Point Field Goals Made

--Margarita Rosario, 4 (vs. St. Francis Brooklyn, 11/14)
--Erin Coughlin, 4 (@ Marist, 12/10)

Free Throws Made

--Shereesha Richards, 13 (@ Vermont, 1/29)
--Shereesha Richards, 12 (@ North Carolina, 12/30)

Rebounds

--Imani Tate, 15 (@ Penn State, 11/16)
--Imani Tate, 15 (vs. Hartford, 1/25)

Double-Doubles

--Shereesha Richards, 11
--Imani Tate, 2
--Tiana-Jo Carter, 1
--Zakiya Saunders, 1

Assists

--Zakiya Saunders, 10 (vs. UMass Lowell, 2/7)
--Sarah Royals, 9 (@ Cal State Fullerton, 12/21)
--Sarah Royals, 9 (vs. Hartford, 1/25)

Steals

--Shereesha Richards, 6 (@ Pepperdine, 12/19)
--Shereesha Richards, 6 (@ Vermont, 1/29)
--Margarita Rosario, 6 (vs. Vermont, 3/1)

Blocks

--Tiana-Jo Carter, 3 (3x, last: vs. Vermont, 3/1)

2014-15 INDIVIDUAL SUPERLATIVES

Points (20+)

--Shereesha Richards, 39 (vs. Hartford, 1/25)
 --Shereesha Richards, 35 (vs. Binghamton, 2/11)
 --Shereesha Richards, 34 (@ North Carolina, 12/30)
 --Shereesha Richards, 31 (vs. UMass Lowell, 2/7)
 --Shereesha Richards, 31 (@ Vermont, 1/29)
 --Imani Tate, 30 (vs. Hartford, 1/25)
 --Shereesha Richards, 29 (@ UMBC 1/22)
 --Shereesha Richards, 27 (@ Penn State, 11/16)
 --Shereesha Richards, 27 (vs. UMBC, 2/18)
 --Shereesha Richards, 26 (@ UMass Lowell, 1/11)
 --Shereesha Richards, 24 (@ Binghamton, 1/14)
 --Shereesha Richards, 22 (vs. Hofstra, 12/2)
 --Imani Tate, 22 (vs. St. Francis Brooklyn, 11/14)
 --Shereesha Richards, 21 (@ Maine, 1/3)
 --Shereesha Richards, 21 (@ Western Kentucky, 11/20)
 --Imani Tate, 21 (vs. Vermont, 3/7)
 --Imani Tate, 21 (@ Canisius, 11/26)
 --Shereesha Richards, 20 (vs. Vermont, 3/7)
 --Shereesha Richards, 20 (@ Siena, 12/13)
 --Zakiya Saunders, 20 (@ Stony Brook, 2/22)
 --Imani Tate, 20 (@ Siena, 12/13)

Rebounds (12+)

--Imani Tate, 15 (@ Penn State, 11/16)
 --Imani Tate, 15 (vs. Hartford, 1/25)
 --Shereesha Richards, 14 (vs. Vermont, 3/7)
 --Shereesha Richards, 14 (@ UMBC, 1/22)
 --Shereesha Richards, 14 (@ Binghamton, 1/14)
 --Shereesha Richards, 14 (@ Penn State, 11/16)
 --Shereesha Richards, 13 (@ Quinnipiac, 12/15)
 --Shereesha Richards, 13 (@ Colgate, 12/6)
 --Tiana-Jo Carter, 12 (@ Marist, 12/10)
 --Shereesha Richards, 12 (@ Marist, 12/10)
 --Imani Tate, 12 (vs. Binghamton, 2/11)

Steals (4+)

--Shereesha Richards, 6 (@ Vermont, 1/29)
 --Shereesha Richards, 6 (@ Pepperdine, 12/19)
 --Shereesha Richards, 5 (vs. Vermont, 3/7)
 --Zakiya Saunders, 5 (vs. Northeastern, 12/28)
 --Imani Tate, 5 (vs. UMass Lowell, 2/7)
 --Imani Tate, 5 (vs. Hartford, 1/25)
 --Tiana-Jo Carter, 4 (@ Colgate, 12/6)
 --Shereesha Richards, 4 (@ Binghamton, 1/14)
 --Shereesha Richards, 4 (@ UMass Lowell, 1/11)
 --Shereesha Richards, 4 (@ Maine, 1/3)
 --Sarah Royals, 4 (@ North Carolina, 12/30)
 --Sarah Royals, 4 (vs. Binghamton, 2/11)
 --Zakiya Saunders, 4 (vs. Vermont, 3/7)
 --Imani Tate, 4 (vs. Vermont, 3/7)

Double-Doubles (ordered by point total)

--Imani Tate, 30 pts., 15 rbs. (vs. Hartford, 1/25)
 --Shereesha Richards, 29 pts., 14 rbs. (@ UMBC 1/22)
 --Shereesha Richards, 27 pts., 14 rbs. (@ Penn State, 11/16)
 --Shereesha Richards, 27 pts., 11 rbs. (vs. UMBC, 2/18)
 --Shereesha Richards, 24 pts., 14 rbs. (@ Binghamton, 1/14)
 --Shereesha Richards, 20 pts., 14 rbs. (vs. Vermont, 3/7)
 --Shereesha Richards, 19 pts., 10 rbs. (vs. Northeastern, 12/28)
 --Shereesha Richards, 17 pts., 13 rbs. (@ Quinnipiac, 12/15)
 --Imani Tate, 17 pts., 10 rbs. (@ UNH, 2/4)
 --Shereesha Richards, 15 pts., 12 rbs. (@ Marist, 12/10)
 --Shereesha Richards, 15 pts., 11 rbs. (vs. UNH, 1/7)
 --Shereesha Richards, 14 pts., 13 rbs. (@ Colgate, 12/6)
 --Tiana-Jo Carter, 14 pts., 10 rbs. (@ Quinnipiac, 12/15)
 --Shereesha Richards, 12 pts., 10 rbs. (@ UNH, 2/4)
 --Zakiya Saunders, 10 pts., 10 asts. (vs. UMass Lowell, 2/7)

Assists (5+)

--Zakiya Saunders, 10 (vs. UMass Lowell, 2/7)
 --Sarah Royals, 9 (@ Cal State Fullerton, 12/21)
 --Sarah Royals, 9 (vs. Hartford, 1/25)
 --Sarah Royals, 8 (@ Binghamton, 1/14)
 --Sarah Royals, 7 (@ Vermont, 1/29)
 --Sarah Royals, 7 (@ Maine, 1/3)
 --Zakiya Saunders, 7 (@ Hartford, 2/26)
 --Zakiya Saunders, 7 (vs. Binghamton, 2/11)
 --Zakiya Saunders, 7 (@ UMass Lowell, 1/11)
 --Margarita Rosario, 6 (@ Colgate, 12/6)
 --Sarah Royals, 6 (@ UMass Lowell, 1/11)
 --Sarah Royals, 6 (vs. UNH, 1/7)
 --Zakiya Saunders, 6 (@ St. Francis Brooklyn, 11/14)
 --Zakiya Saunders, 6 (vs. Hartford, 1/25)
 --Zakiya Saunders, 6 (@ UNH, 2/4)
 --Zakiya Saunders, 6 (vs. UMBC, 2/18)
 --Imani Tate, 6 (@ Quinnipiac, 12/15)
 --Sarah Royals, 5 (vs. UMBC, 2/18)
 --Sarah Royals, 5 (vs. Binghamton, 2/11)
 --Sarah Royals, 5 (@ UMBC, 1/22)
 --Sarah Royals, 5 (vs. Northeastern, 12/28)
 --Sarah Royals, 5 (@ Penn State, 11/16)
 --Imani Tate, 5 (vs. UMBC, 2/18)
 --Imani Tate, 5 (@ UMBC, 1/22)

Blocks (3+)

--Tiana-Jo Carter, 3 (vs. Binghamton, 2/11)
 --Tiana-Jo Carter, 3 (@ Binghamton, 1/14)

CURRENT PLAYERS - UALBANY RANKINGS IN THE RECORD BOOK

Erin Coughlin

--Three-Point Field Goals: 10th (86 3-FG)

Shereesha Richards

--Scoring: 2nd (1,608 points)
 --Scoring Average: 1st (17.1 points per game)
 --Rebounds: 5th (739 rebounds)
 --Rebounding Average: 4th (7.9 rebounds per game)
 --Steals: 11th (205 steals)

Margarita Rosario

--Assists: 11th (257 assists)

Sarah Royals

--Assists: 1st (443 assists)
 --Assist Average: 5th (3.52 assists per game)
 --Steals: 14th (175 steals)

2014-15 UAlbany Women's Basketball Game Notes - vs. UMBC 3/8, AE Semifinals

UAlbany Box Scores

Official Basketball Box Score -- Game Totals -- Final Statistics
St. Francis Brooklyn vs UAlbany
11/14/14 7:00 p.m. at SEFCU Arena - Albany, N.Y.

Gm #1

St. Francis Brooklyn 47 • 0-1

#	Player		Total		3-Ptr		Rebounds			PF	TP	A TO Blk Stl					Min
			FG	FGA	FG	FGA	FT	FTA	Off			Def	TO				
14	BENEDETTI, Sarah	f	2-7	2-7	2-2		1	4	5	3	8	0	2	1	1	1	30
34	VENEY, Jaymee		5-9	0-0	8-10		2	1	3	4	18	0	1	0	1	0	18
12	FECHKO, Leah	g	1-3	1-2	1-3		1	3	4	1	4	2	5	0	2	32	
21	FOX, Katie	g	1-6	1-4	0-0		0	0	0	4	3	0	1	0	1	32	
41	SIMPSON, Eilidh	g	0-5	0-2	0-0		0	0	0	1	0	4	2	0	1	34	
01	ARTHUR, Blair		0-0	0-0	0-0		0	0	0	0	0	1	0	0	0	7	
04	DELANEY, Alex		1-3	1-3	2-4		2	2	4	4	5	1	0	1	0	16	
10	PUND, Becky		1-1	1-1	0-0		0	0	0	2	3	0	0	0	0	9	
15	DERDA, Cassidy		3-9	0-1	0-0		0	0	0	0	6	0	2	0	0	19	
23	STANLEY, Taryn		0-0	0-0	0-0		0	0	0	0	0	1	0	0	0	3	
Team							0	1	1								
Totals			14-43	6-20	13-19		6	11	17	19	47	8	15	2	6	200	
FG % 1st Half: 5-21			23.8%	2nd half: 9-22			40.9%	Game: 14-43			32.6%	Deadball					
3FG % 1st Half: 3-13			23.1%	2nd half: 3-7			42.9%	Game: 6-20			30.0%	Rebounds					
FT % 1st Half: 9-10			90.0%	2nd half: 4-9			44.4%	Game: 13-19			68.4%	2					

UAlbany 90 • 1-0

#	Player	Total		3-Ptr		Rebounds			PF	TP	A TO Blk Stl					Min
		FG	FGA	FG	FGA	FT	Off	Def								
25	RICHARDS,Shereesha	f	4-11	0-0	2-4	1	3	4	3	10	2	2	0	2	19	
03	ROSARIO,Margarita	g	4-4	4-4	4-4	0	1	1	1	16	2	1	0	0	29	
04	ROYALS,Sarah	g	4-7	1-1	0-0	0	1	1	1	9	4	1	0	1	30	
23	SAUNDERS,Zakiya	g	6-6	0-0	1-1	3	1	4	2	13	6	2	0	2	26	
34	EDWARDS,Cassandra	g	2-3	0-0	0-0	1	2	3	1	4	1	0	0	1	18	
01	COUGHLIN,Erin		1-3	1-3	0-0	0	3	3	1	3	2	0	0	1	15	
12	TATE,Imani		9-11	0-0	4-5	2	7	9	4	22	1	2	0	1	19	
13	AIYALOGBE,Bose		0-1	0-0	1-2	0	2	2	3	1	0	1	0	0	13	
15	FEQUIERE,Jessica		2-5	1-2	3-4	4	2	6	0	8	0	3	0	0	12	
33	CARTER,Tiana-Jo		2-4	0-0	0-2	2	5	7	5	4	0	2	2	0	19	
Team							2	0	2							
Totals			34-55	7-10	15-22	15	27	42	21	90	18	15	2	8	200	
FG % 1st Half: 18-30		60.0%	2nd half: 16-25		64.0%	Game: 34-55		61.8%	Deadball							
3FG % 1st Half: 3-6		50.0%	2nd half: 4-4		100.0	Game: 7-10		70.0%	Rebounds							
FT % 1st Half: 4-6		66.7%	2nd half: 11-16		68.8%	Game: 15-22		68.2%	2							

Officials: Keith Miller, Victor Torreggiano, Deanna Blankenberg
Technical fouls: St. Francis Brooklyn-None. UAlbany-None.
Attendance: 1290

Score by periods	1st	2nd	Total
St. Francis Brooklyn	22	25	47
UAlbany	43	47	90

	In	Off	2nd	Fast	Bench
Points	Paint	T/O	Chance	Break	
SFBKW	12	12	8	0	14
ALBANY	40	22	17	4	38

Last FG - SFBKW 2nd-00:05, ALBANY 2nd-00:26.
Largest lead - SFBKW None, ALBANY by 46 2nd-00:26.
SFBKW led for 00:00. ALBANY led for 39:18. Game was tied for 00:42.

Score tied - 0 times.
Lead changed - 0 times.

Official Basketball Box Score -- Game Totals -- Final Statistics
Albany vs WKU
11/20/14 7:00 P.M. CT at E.A. Diddle Arena

Gm #3

Albany 54 • 2-1, 0-0

#	Player	Total		3-Ptr		Rebounds			PF	TP	A TO Blk Stl					Min
		FG	FGA	FG	FGA	FT	Off	Def								
25	RICHARDS,Shereesha	f	9-12	0-0	3-7	5	3	8	0	21	1	6	0	3	40	
03	ROSARIO,Margarita	g	0-1	0-1	0-0	0	0	0	2	0	3	3	0	2	25	
04	ROYALS,Sarah	g	2-5	0-0	2-6	1	2	3	4	6	1	10	0	1	30	
23	SAUNDERS,Zakiya	g	1-3	0-0	0-0	2	2	4	3	2	4	3	0	0	23	
34	EDWARDS,Cassandra	g	0-2	0-0	1-2	2	1	3	2	1	0	1	0	1	14	
01	COUGHLIN,Erin		0-3	0-3	0-0	0	2	2	1	0	0	2	0	0	13	
12	TATE,Imani		5-13	0-0	4-6	1	7	8	2	14	3	6	0	2	31	
33	CARTER,Tiana-Jo		4-8	0-0	2-3	3	5	8	3	10	0	2	0	0	24	
Team							1	1	2							
Totals			21-47	0-4	12-24	15	23	38	17	54	12	33	0	9	200	
FG % 1st Half: 14-25		56.0%	2nd half: 7-22		31.8%	Game: 21-47		44.7%	Deadball							
3FG % 1st Half: 0-2		0.0%	2nd half: 0-2		0.0%	Game: 0-4		0.0%	Rebounds							
FT % 1st Half: 3-5		60.0%	2nd half: 9-19		47.4%	Game: 12-24		50.0%	5							

WKU 63 • 3-0, 0-0

#	Player	Total		3-Ptr		Rebounds			PF	TP	A TO Blk Stl					Min
		FG	FGA	FG	FGA	FT	Off	Def								
30	GOOCH, Chastity	f	5-13	0-1	4-4	1	5	6	2	14	1	4	0	3	38	
05	JONES, Micah	g	0-1	0-1	1-2	0	0	0	4	1	3	4	0	1	23	
10	BROWN, Tashia	g	4-9	0-0	3-3	1	1	2	3	11	2	2	0	4	24	
12	NOBLE, Kendall	g	6-12	0-2	2-4	5	5	10	3	14	4	3	0	6	37	
21	GOVAN, Alexis	g	5-12	2-5	1-2	3	2	5	4	13	3	7	0	4	39	
11	GAINES, Bria		0-2	0-0	0-0	1	2	3	1	0	0	1	0	0	13	
23	BROWN, Ivy		0-2	0-1	2-2	0	1	1	3	2	0	0	0	1	10	
24	JOHNSON, Ileana		0-1	0-0	0-0	0	0	0	0	0	0	0	0	1	4	
33	MCCLAIN, Jalynn		4-4	0-0	0-0	0	1	1	2	8	0	2	0	1	12	
Team							0	0	0							
Totals			24-56	2-10	13-17	11	17	28	22	63	13	23	1	20	200	
FG % 1st Half: 14-28		50.0%	2nd half: 10-28		35.7%	Game: 24-56		42.9%	Deadball							
3FG % 1st Half: 0-5		0.0%	2nd half: 2-5		40.0%	Game: 2-10		20.0%	Rebounds							
FT % 1st Half: 4-6		66.7%	2nd half: 9-11		81.8%	Game: 13-17		76.5%	2,1							

Officials: Troy Winders, Kylie Galloway, Shawn Goode
Technical fouls: Albany-None. WKU-None.
Attendance: 1296
2014 Preseason Women's NIT Semifinals

Score by periods	1st	2nd	Total
Albany	31	23	54
WKU	32	31	63

	In	Off	2nd	Fast	Bench
Points	Paint	T/O	Chance	Break	
ALBANY	34	27	9	8	24
WKU	34	34	9	10	10

Last FG - ALBANY 2nd-09:01, WKU 2nd-01:15.
Largest lead - ALBANY by 3 2nd-11:35, WKU by 9 2nd-00:09.
ALBANY led for 05:03. WKU led for 31:15. Game was tied for 03:33.

Score tied - 4 times.
Lead changed - 8 times.

Official Basketball Box Score -- Game Totals -- Final Statistics
Albany vs Penn State
11/16/14 2 p.m. at University Park, Pa.

Gm #2

Albany 54 • 2-0

		Total		3-Ptr		Rebounds											
#	Player	FG-FGA	FG-FGA	FT-FTA	Off	Def	TP	PF	TP	A	TO	Blk	Stl	Min			
03	ROSARIO,Margarita	* 2-9	2-8	0-0	0	3	3	2	6	2	0	0	1	26			
04	ROYALS,Sarah	* 0-8	0-5	7-12	1	0	1	2	7	5	4	0	1	40			
23	SAUNDERS,Zakiya	* 1-4	0-0	0-0	0	0	0	3	2	2	2	0	1	13			
25	RICHARDS,Shereesha	* 10-16	0-1	7-10	6	8	14	4	27	3	7	1	3	40			
34	EDWARDS,Cassandra	* 0-1	0-0	0-0	1	0	1	1	0	0	1	0	0	6			
01	COUGHLIN,Erin	0-1	0-1	0-0	0	0	0	0	0	0	1	0	0	9			
12	TATE,Imani	2-10	0-0	2-2	6	9	15	3	6	1	6	0	3	32			
33	CARTER,Tiana-Jo	3-8	0-0	0-0	3	8	11	3	6	0	3	2	0	34			
Team					3	1	4										
Totals		18-57	2-15	16-24	20	29	49	18	54	13	24	3	9	200			
FG % 1st Half: 8-28		28.6%	2nd half: 10-29	34.5%	Game: 18-57		31.6%							Deadball Rebounds 3			
3FG % 1st Half: 1-5		20.0%	2nd half: 1-10	10.0%	Game: 2-15		13.3%										
FT % 1st Half: 11-17		64.7%	2nd half: 5-7	71.4%	Game: 16-24		66.7%										

2014-15 UAlbany Women's Basketball Game Notes - vs. UMBC 3/8, AE Semifinals

UAlbany Box Scores

Official Basketball Box Score -- Game Totals -- Final Statistics
HOFSTRA vs UAlbany
12/2/14 7:00 p.m. at SEFCU Arena - Albany, N.Y.

Gm #5

HOFSTRA 65 • 4-3

#	Player	Total		3-Ptr		Rebounds			PF	TP	A	TO	Blk	Stl	Min
		FG-FGA	FG-FGA	FT-FTA	Off Def Tot	PF	TP	A TO Blk Stl							
00	Loftus, Kelly	r	8-13	7-9	2-2	1	2	3	2	25	2	2	0	3	34
10	Edeferioka, Elo	f	4-5	0-0	4-6	5	1	6	2	12	2	5	1	0	31
02	Durant, Ashunae	g	3-6	0-0	0-0	0	3	3	3	6	0	4	0	1	28
11	Luciano, Krystal	g	4-8	1-4	1-2	1	1	2	1	10	5	3	0	1	36
12	Faulk, Darius	g	1-4	0-0	1-3	2	3	5	4	3	5	1	0	5	37
01	Jackson, Asia		3-5	3-5	0-0	0	0	0	2	9	0	3	0	0	11
03	Epps, Sydny		0-2	0-0	0-0	0	1	1	2	0	0	1	0	0	13
05	Oramas, Stephania		0-0	0-0	0-0	0	0	0	0	0	0	0	0	0	0+
13	Leon, Aleana		0-1	0-0	0-0	1	0	1	0	0	0	0	0	0	2
21	King-Gilchrist, J.		0-0	0-0	0-0	0	0	0	0	0	0	0	0	0	1
24	Thomas-Palmer, Dee		0-1	0-0	0-0	0	0	0	1	0	0	2	0	0	7
Team						4	2	6							
Totals			23-45	11-18	8-13	14	13	27	17	65	14	21	1	10	200

FG % 1st Half: 10-25 40.0% 2nd half: 13-20 65.0% Game: 23-45 51.1%
 3FG % 1st Half: 7-11 63.6% 2nd half: 4-7 57.1% Game: 11-18 61.1%
 FT % 1st Half: 3-5 60.0% 2nd half: 5-8 62.5% Game: 8-13 61.5%

UAlbany 55 • 3-2

#	Player	Total		3-Ptr		Rebounds			PF	TP	A	TO	Blk	Stl	Min
		FG-FGA	FG-FGA	FT-FTA	Off Def Tot	PF	TP	A TO Blk Stl							
25	RICHARDS,Shereesha	r	9-13	0-0	4-4	3	5	8	2	22	1	4	0	2	40
03	CARTER,Tiana-Jo	f	2-6	0-0	1-3	1	4	5	4	5	0	4	0	1	31
31	COUGHLIN,Erin	g	1-2	1-2	0-0	0	0	0	2	3	0	2	0	0	11
03	ROSARIO,Margarita	g	4-6	2-4	0-0	2	2	2	10	4	2	2	0	3	33
34	EDWARDS,Cassandra	g	0-1	0-0	0-0	0	0	0	1	0	0	1	0	0	9
04	ROYALS,Sarah		2-5	1-1	2-2	3	1	4	1	7	2	6	0	0	28
12	TATE,Imani		3-7	0-0	0-1	3	1	4	3	6	3	3	0	1	31
15	FEQUIERE,Jessica		1-2	0-1	0-1	0	0	0	2	1	0	0	0	1	9
23	SAUNDERS,Zakiya		0-3	0-0	0-0	0	0	0	1	0	1	2	0	3	8
Team						2	4	6							
Totals			22-45	4-8	7-11	14	15	29	16	55	12	25	0	10	200

FG % 1st Half: 8-20 40.0% 2nd half: 14-25 56.0% Game: 22-45 48.9%
 3FG % 1st Half: 1-4 25.0% 2nd half: 3-4 75.0% Game: 4-8 50.0%
 FT % 1st Half: 5-6 83.3% 2nd half: 2-5 40.0% Game: 7-11 63.6%

Officials: Michael Schmidt, Rachelle Jones, Shannon Feck
 Technical fouls: HOFSTRA-None. UAlbany-None.
 Attendance: 548

Score by periods	1st	2nd	Total
HOFSTRA	30	35	65
UAlbany	22	33	55

	In	Off	2nd	Fast	Bench
Points	Paint	T/O	Chance	Break	
HOFSTRA	18	28	13	9	
ALBANY	28	19	9	2	15

Last FG - HOFSTRA 2nd-00:47, ALBANY 2nd-00:01.
 Largest lead - HOFSTRA by 13 2nd-08:51, ALBANY by 5 1st-14:30.
 HOFSTRA led for 28:38. ALBANY led for 10:21. Game was tied for 01:01.

Score tied - 1 time.
 Lead changed - 1 time.

Official Basketball Box Score -- Game Totals -- Final Statistics
Albany vs Marist
12/10/14 7:00 pm at Poughkeepsie, N.Y. (McCann Arena)

Gm #7

Albany 58 • 4-3

#	Player	Total		3-Ptr		Rebounds			PF	TP	A	TO	Blk	Stl	Min
		FG-FGA	FG-FGA	FT-FTA	Off Def Tot	PF	TP	A TO Blk Stl							
25	RICHARDS,Shereesha	r	6-14	0-0	3-4	4	8	12	3	15	2	0	0	1	35
03	CARTER,Tiana-Jo	f	3-11	0-0	2-2	5	7	12	5	8	0	0	1	0	30
31	COUGHLIN,Erin	g	4-10	4-10	0-0	1	4	5	0	12	0	1	0	0	23
03	ROSARIO,Margarita	g	1-6	1-5	0-0	0	2	2	1	3	1	3	0	0	25
34	EDWARDS,Cassandra	g	0-1	0-0	0-0	3	2	5	1	0	2	0	0	0	14
04	ROYALS,Sarah		1-5	0-1	1-2	0	1	1	1	3	3	3	0	1	23
12	TATE,Imani		6-13	0-1	5-6	3	3	6	4	17	2	3	0	0	35
15	FEQUIERE,Jessica		0-1	0-0	0-0	0	1	1	1	0	0	0	0	0	5
23	SAUNDERS,Zakiya		0-0	0-0	0-0	2	1	3	1	0	4	3	0	1	10
Team						3	1	4							
Totals			21-61	5-17	11-14	21	30	51	17	58	14	14	1	3	200

FG % 1st Half: 9-30 30.0% 2nd half: 12-31 38.7% Game: 21-61 34.4%
 3FG % 1st Half: 1-8 12.5% 2nd half: 4-9 44.4% Game: 5-17 29.4%
 FT % 1st Half: 1-2 50.0% 2nd half: 10-12 83.3% Game: 11-14 78.6%

Marist 61 • 4-5

#	Player	Total		3-Ptr		Rebounds			PF	TP	A	TO	Blk	Stl	Min
		FG-FGA	FG-FGA	FT-FTA	Off Def Tot	PF	TP	A TO Blk Stl							
05	Coffey, Sydney	r	3-8	1-4	8-10	1	1	2	0	15	0	0	0	2	37
25	Blais, Madeline	f	5-8	3-4	2-2	1	3	4	2	15	1	1	2	1	36
35	Fogarty, Katharine	c	2-6	0-0	0-0	0	3	3	4	4	1	1	2	1	22
03	Gomez-Martinez, N.	g	0-1	0-0	0-0	0	0	0	1	0	4	0	0	1	18
04	Clement, Allie	g	1-3	0-1	0-0	0	0	0	0	2	1	0	0	0	8
02	Van Horn, Eileen		0-0	0-0	2-2	0	0	0	0	2	0	0	0	0	3
24	Lai, Brittini		1-3	0-0	0-0	0	2	2	2	2	3	1	2	1	21
44	Jaros, Tori		6-12	0-0	4-10	1	9	10	2	16	2	1	2	0	33
52	Birchmeier, Payton		2-9	1-3	0-0	1	3	4	2	5	3	2	0	0	22
Team						2	1	3							
Totals			20-50	5-12	16-24	6	22	28	13	61	14	8	7	7	200

FG % 1st Half: 11-26 42.3% 2nd half: 9-24 37.5% Game: 20-50 40.0%
 3FG % 1st Half: 3-4 75.0% 2nd half: 2-8 25.0% Game: 5-12 41.7%
 FT % 1st Half: 3-7 42.9% 2nd half: 13-17 76.5% Game: 16-24 66.7%

Officials: Kathleen Lonergan, Nykesha Thompson, Randall Amey
 Technical fouls: Albany-None. Marist-None.
 Attendance: 1417
 Flagrant 1 issued to Albany #23 w/ 4:00 left in 1st half

Score by periods	1st	2nd	Total
Albany	20	38	58
Marist	28	33	61

	In	Off	2nd	Fast	Bench
Points	Paint	T/O	Chance	Break	
ALBANY	24	11	18	8	20
MARW	22	18	8	6	25

Last FG - ALBANY 2nd-00:01, MARW 2nd-07:26.
 Largest lead - ALBANY by 8 1st-15:40, MARW by 20 2nd-10:58.
 ALBANY led for 10:41. MARW led for 28:58. Game was tied for 00:21.

Score tied - 2 times.
 Lead changed - 3 times.

Official Basketball Box Score -- Game Totals -- Final Statistics
Albany vs Colgate
12/06/14 4 p.m. at Hamilton, N.Y. (Cotterell Court)

Gm #6

Albany 67 • 4-2

#	Player	Total		3-Ptr		Rebounds			PF	TP	A	TO	Blk	Stl	Min
		FG-FGA	FG-FGA	FT-FTA	Off Def Tot	PF	TP	A TO Blk Stl							
25	RICHARDS,Shereesha	r	6-10	0-0	2-3	5	8	13	2	14	3	1	0	3	36
33	CARTER,Tiana-Jo	f	4-5	0-0	3-4	1	4	5	2	11	1	5	1	4	23
01	COUGHLIN,Erin	g	3-7	3-7	2-2	0	0	0	0	11	1	1	0	1	26
03	ROSARIO,Margarita	g	1-4	1-4	4-4	0	0	0	1	7	6	1	0	2	30
34	EDWARDS,Cassandra	g	1-2	0-0	0-0	2	1	3	0	2	1	1	0	0	17
04	ROYALS,Sarah		2-8	0-0	1-2	2	0	2	2	5	4	3	0	1	20
12	TATE,Imani		6-9	0-0	1-1	2	1	3	1	13	2	4	0	1	24
13	AIYALOGBE,Bose		0-0	0-0	0-0	0	0	0	0	0	0	2	0	1	3
15	FEQUIERE,Jessica		0-0	0-0	2-2	0	2	2	3	2	0	2	0	0	6
23	SAUNDERS,Zakiya		1-2	0-0	0-0	0	0	0	3	2	0	2	0	3	15
Team						2	1	3							
Totals			24-47	4-11	15-18	14	17	31	14	67	18	24	1	16	200

FG % 1st Half: 13-25 52.0% 2nd half: 11-22 50.0% Game: 24-47 51.1%
 3FG % 1st Half: 2-7 28.6% 2nd half: 2-4 50.0% Game: 4-11 36.4%
 FT % 1st Half: 2-3 66.7% 2nd half: 13-15 86.7% Game: 15-18 83.3%

Colgate 48 • 0-7

#	Player	Total		3-Ptr		Rebounds			PF	TP	A	TO	Blk	Stl	Min
		FG-FGA	FG-FGA	FT-FTA	Off Def Tot	PF	TP	A TO Blk Stl							
25	Stockill,Josie	r	4-12	0-0	5-5	3	0	3	3	13	0	3	1	1	33
42	Harris,Carole	f	3-8	0-0	1-2	3	4	7	2	7	1	5	2	2	27
03	Butler,Randyll	g	1-9	0-1	0-0	5	2	7	1	2	1	5	0	2	28

2014-15 UAlbany Women's Basketball Game Notes - vs. UMBC 3/8, AE Semifinals

UAlbany Box Scores

Official Basketball Box Score -- Game Totals -- Final Statistics

Albany vs Quinnipiac

12/15/14 7:00 PM at Lender Court - Hamden, Conn.

Gm #9

Albany 62 • 5-4

#	Player		Total		3-Ptr		Rebounds			PF	TP	A	TO	Blk	Stl	Min
			FG-FGA	FG-FGA	FT-FTA	FT-FTA	Off	Def	Tot							
25	RICHARDS,Shereesha	f	6-15	0-0	5-6	3	10	13	2	17	2	1	0	2	37	
33	CARTER,Tiana-Jo	f	4-9	0-0	6-8	6	4	10	4	14	1	3	1	0	37	
01	COUGHLIN,Erin	g	1-6	1-6	1-2	0	1	1	3	4	0	2	0	0	28	
04	ROYALS,Sarah	g	4-10	0-3	3-5	1	3	4	1	11	2	5	0	1	35	
12	TATE,Imani	g	5-12	0-0	3-4	1	4	5	3	13	6	3	0	0	32	
03	ROSARIO,Margarita		0-3	0-2	0-0	0	0	0	3	0	0	0	0	0	14	
23	SAUNDERS,Zakiya		1-3	0-0	0-0	0	3	3	2	2	0	1	0	1	11	
34	EDWARDS,Cassandra		0-0	0-0	1-2	1	2	3	2	1	0	0	0	0	6	
Team						6	1	7				1				
Totals			21-58	1-11	19-27	18	28	46	20	62	11	16	1	4	200	
FG % 1st Half: 10-28 35.7%			2nd half: 11-30 36.7%			Game: 21-58 36.2%						Deadball Rebounds 3				
3FG % 1st Half: 0-5 0.0%			2nd half: 1-6 16.7%			Game: 1-11 9.1%										
FT % 1st Half: 12-16 75.0%			2nd half: 7-11 63.6%			Game: 19-27 70.4%										

Quinnipiac 66 • 7-2

#	Player		Total		3-Ptr		Rebounds			PF	TP	A	TO	Blk	Stl	Min
			FG-FGA	FG-FGA	FT-FTA	Off	Def	Tot								
23	Ostergaard, Nikoline	f	2-6	0-1	4-8	2	2	4	2	8	3	4	2	1	32	
31	Gustella, Samantha	f	5-12	3-9	4-5	3	8	11	0	17	4	1	7	4	38	
3	Driscoll, Val	c	2-8	0-0	1-2	4	1	5	4	5	0	0	4	1	25	
24	Martin, Jasmine	g	5-13	1-6	6-6	1	0	1	1	17	5	1	0	3	34	
01	Abshire, Gillian	g	1-1	1-1	0-0	0	5	5	4	3	4	0	0	0	21	
01	Earle, Shaina	g	2-4	1-3	0-0	0	1	1	0	5	1	0	0	0	13	
03	Martucci, Adily	g	3-8	2-4	0-0	0	2	2	2	8	3	3	0	0	24	
10	Napolitano, Maria	g	0-3	0-3	1-2	1	1	2	4	1	0	0	0	0	7	
13	Shewan, Sarah	g	0-1	0-0	0-0	0	0	0	0	0	0	0	0	0	2	
15	Ramos, Brianah	g	0-0	0-0	0-0	0	0	0	1	0	0	1	0	0	2	
21	Fay, Jennifer	g	1-2	0-0	0-0	1	1	2	0	2	0	0	0	0	2	
Team						0	3	3				1				
Totals			21-58	8-27	16-23	12	24	36	18	66	20	11	13	9	200	
FG % 1st Half: 11-33 33.3%			2nd half: 10-25 40.0%			Game: 21-58 36.2%			Deadball Rebounds 4							
3FG % 1st Half: 5-16 31.3%			2nd half: 3-11 27.3%			Game: 8-27 29.6%										
FT % 1st Half: 3-4 75.0%			2nd half: 13-19 68.4%			Game: 16-23 69.6%										

Officials: John Fitzpatrick, Theresa Funk, Warren Harding

Technical fouls: Albany-None. Quinnipiac-None.

Attendance:

Score by periods	1st	2nd	Total
Albany	32	30	62
Quinnipiac	30	36	66

Points	In	Off	2nd	Fast	Bench
ALBANY	36	T/O	Chance	Break	
QUW	18	9	12	11	16

Last FG - ALBANY 2nd-00:47, QUW 2nd-01:26.

Largest lead - ALBANY by 10 1st-10:52, QUW by 6 2nd-02:14.

ALBANY led for 22:35. QUW led for 11:16. Game was tied for 05:57.

Score tied - 9 times.
Lead changed - 7 times.

Official Basketball Box Score -- Game Totals -- Final Statistics

Albany vs Pepperdine

12/19/14 1:05 pm at Malibu, Calif. (Firestone Fieldhouse)

Gm #10

Albany 62 • 5-4

#	Player		Total		3-Ptr		Rebounds			PF	TP	A	TO	Blk	Stl	Min
			FG-FGA	FG-FGA	FT-FTA	FT-FTA	Off	Def	Tot							
25	RICHARDS, Shereesha	f	6-13	0-0	4-7	2	3	5	1	16	1	1	0	6	28	
33	CARTER, Tiana-Jo	c	3-7	0-0	1-3	2	3	5	5	7	0	3	0	0	15	
01	COUGHLIN, Erin	g	0-4	0-4	0-0	0	3	3	0	0	1	2	0	1	18	
04	ROYALS, Sarah	g	3-5	1-2	0-0	1	4	5	1	7	2	1	0	3	27	
12	TATE, Imani	g	6-9	0-0	3-4	2	5	7	3	15	4	3	0	2	31	
03	ROSARIO, Margarita		1-1	1-1	0-0	0	2	2	3	3	4	0	0	1	27	
13	AIYALOGBE, Bose		0-0	0-0	0-1	0	2	2	0	0	0	0	0	0	7	
15	FEQUIERE, Jessica		1-1	0-0	1-2	0	0	0	1	3	0	0	0	0	4	
23	SAUNDERS, Zakiya		5-7	0-0	0-0	0	2	2	3	10	2	5	0	2	30	
34	EDWARDS, Cassandra		0-0	0-0	1-2	0	2	2	3	1	0	1	0	0	13	
Team						1	1	2				2				
Totals				25-47	2-7	10-19	8	27	35	20	62	14	18	0	15	200
FG % 1st Half: 11-24 45.8%			2nd half: 14-23 60.9%			Game: 25-47 53.2%			Deadball							
3FG % 1st Half: 0-3 0.0%			2nd half: 2-4 50.0%			Game: 2-7 28.6%			Rebound							
FT % 1st Half: 4-8 50.0%			2nd half: 6-11 54.5%			Game: 10-19 52.6%			3							

Pepperdine 36 • 5-5

#	Player	Total		3-Ptr		Rebounds			PF	TP	A	TO	Blk	Stl	Min								
		FG-FGA	FG-FGA	FT-FTA	FT-FTA	Off	Def	Tot															
30	OGWUMIKE, Olivia	f	3-3	0-0	1-1	1	0	1	1	7	0	1	0	1	20								
51	WALLACE, Keitra	f	1-3	0-0	0-0	0	5	5	1	2	1	6	1	1	19								
10	RICHARDSON, Bria	g	2-9	0-3	2-2	1	1	2	2	6	1	6	0	2	33								
11	SHOUSHARI, Ea	g	0-2	0-2	0-0	0	0	0	5	0	2	2	0	1	14								
22	GREEN, Allie	g	2-8	1-2	0-0	0	1	1	0	5	0	2	0	1	23								
01	WILLIAMS, Whitney	g	0-0	0-0	0-0	0	1	1	0	0	2	0	0	0	5								
03	JACOBS, Kim	g	2-11	1-5	2-2	0	1	1	0	7	1	0	0	0	20								
14	STANBACK, Devin	g	0-1	0-0	0-0	0	3	3	1	0	0	0	0	0	18								
24	PETTEPIER, Krista	g	0-1	0-0	0-0	0	3	3	1	0	0	1	0	0	17								
25	EMERSON, Tessa	g	0-2	0-0	4-6	4	3	7	3	4	0	3	1	0	20								
44	BROCKWAY, Kelsey	g	2-5	0-0	1-2	1	1	2	4	5	0	1	0	0	11								
Team						0	1	1				1											
Totals			12-45	2-12	10-13	7	20	27	18	36	7	23	2	6	200								
FG % 1st Half: 7-23 30.4%		2nd half: 5-22 22.7%		Game: 12-45 26.7%		Deadball Rebounds 2																	
3FG % 1st Half: 1-6 16.7%		2nd half: 1-6 16.7%		Game: 2-12 16.7%																			
FT % 1st Half: 2-4 50.0%		2nd half: 8-9 88.9%		Game: 10-13 76.9%																			

Officials: Shelley Russi, Shelley Nakasone, In'Fin Robinson

Technical fouls: Albany-TEAM. Pepperdine-None.

Attendance:

Score by periods	1st	2nd	Total
Albany	26	36	62
Pepperdine	17	19	36

Points	In	Off	2nd	Fast	Bench
ALBANY	34	T/O	Chance	Break	
PEP	18	11	5	6	16

Last FG - ALBANY 2nd-01:32, PEP 2nd-03:22.

Largest lead - ALBANY by 29 2nd-08:45, PEP None.

ALBANY led for 37:35. PEP led for 00:00. Game was tied for 02:25.

Score tied - 2 times.
Lead changed - 0 times.

Official Basketball Box Score -- Game Totals -- Final Statistics

ALBANY vs Cal State Fullerton

12/21/14 1:00 p.m. at Titan Gym (Fullerton, Calif.)

Gm #11

ALBANY 71 • 4-7

#	Player		Total		3-Ptr		Rebounds			PF	TP	A	TO	Blk	Stl	Min
			FG-FGA	FG-FGA	FT-FTA	Off	Def	Tot								
25	RICHARDS,Shereesha	f	5-9	0-0	3-3	1	7	8	3	13	1	2	0	1	27	
33	CARTER,Tiana-Jo	f	3-5	0-0	1-1	2	2	4	5	7	1	2	1	1	22	
01	COUGHLIN,Erin	g	1-2	1-1	0-0	0	0	0	0	3	0	0	0	0	4	
04	ROYALS,Sarah	g	4-12	0-2	0-0	0	3	3	3	8	9	3	0	1	32	
12	TATE,Imani	g	6-8	0-0	2-2	2	2	4	4	14	3	2	0	1	32	
03	ROSARIO,Margarita		2-3	2-3	0-0	0	2	2	1	6	3	1	0	0	20	
13	AIYALOGBE,Bose		0-1	0-0	0-0	0	0	0	2	0	0	0	0	0	4	
15	FEQUIERE,Jessica		1-2	0-0	0-1	1	1	2	2	2	0	0	0	0	7	
23	SAUNDERS,Zakiya		8-10	0-0	2-2	1	2	3	4	18	2	3	0	3	29	
34	EDWARDS,Cassandra		0-1	0-0	0-0	1	1	2	0	0	4	0	1	1	23	
Team						2	2	4								
Totals			30-53	3-6	8-9	10	22	32	26	71	19	17	1	8	200	
FG % 1st Half: 20-32 62.5%			2nd half: 10-21 47.6%		Game: 30-53 56.6%		Deadba		Rebound							
3FG % 1st Half: 2-3 66.7%			2nd half: 1-3 33.3%		Game: 3-6 50.0%											
FT % 1st Half: 1-2 50.0%			2nd half: 7-7 100.0		Game: 8-9 88.9%											

2014-15 UAlbany Women's Basketball Game Notes - vs. UMBC 3/8, AE Semifinals

UAlbany Box Scores

Official Basketball Box Score -- Game Totals -- Final Statistics
Albany vs North Carolina
12/30/14 2:00 PM at Carmichael Arena, Chapel Hill, NC

Gm #13

Albany 56 • 7-6

#	Player	Total		3-Ptr		Rebounds			PF	TP	A TO Blk Stl					Min
		FG-FGA	FT-FTA	FG-FGA	FT-FTA	Off	Def	Tot			A	TO	Blk	Stl	Min	
25	RICHARDS,Shereesha	f	11-22	0-1	12-15	4	5	9	4	34	0	3	0	3	41	
33	CARTER,Tiana-Jo	f	3-5	0-0	1-2	4	6	10	4	7	0	3	1	0	40	
04	ROYALS,Sarah	g	2-8	0-1	0-2	0	2	2	2	4	3	3	0	4	34	
12	TATE,Imani	g	2-8	0-0	3-4	2	1	3	3	7	2	4	0	1	30	
23	SAUNDERS,Zakiya	g	1-4	0-0	0-0	0	3	3	4	2	4	5	0	2	39	
03	ROSARIO,Margarita	g	0-0	0-0	1-2	1	0	1	2	1	3	2	0	0	17	
34	EDWARDS,Cassandra	g	0-1	0-0	1-2	0	0	0	2	1	0	1	0	0	9	
Team						4	2	6								
Totals			19-48	0-2	18-27	15	19	34	21	56	12	21	1	10	200	

FG % 1st Half: 9-26 34.6% 2nd half: 10-22 45.5% Game: 19-48 39.6% Deadball Rebounds 2
 3FG % 1st Half: 0-1 0.0% 2nd half: 0-1 0.0% Game: 0-2 0.0%
 FT % 1st Half: 7-13 53.8% 2nd half: 11-14 78.6% Game: 18-27 66.7%

North Carolina 71 • 12-1

#	Player	Total		3-Ptr		Rebounds			PF	TP	A TO Blk Stl					Min
		FG-FGA	FT-FTA	FG-FGA	FT-FTA	Off	Def	Tot			A	TO	Blk	Stl	Min	
01	Mavunga, Stephanie	f	5-9	0-0	4-9	4	5	9	4	14	0	4	2	2	25	
02	Coleman, Latifah	g	1-3	1-2	0-0	0	1	1	1	3	2	0	0	3	14	
01	Butts, Danielle	g	2-7	0-1	0-0	6	4	10	1	4	3	2	0	1	25	
11	Rountree, Brittany	g	2-7	2-6	3-4	0	3	3	4	9	4	0	0	0	26	
15	Gray, Allisha	g	4-11	3-7	4-4	3	4	7	2	15	1	2	2	3	34	
00	Cherry, Jamie	g	1-6	1-5	3-4	0	0	0	3	6	1	2	0	0	18	
03	Buckland, Megan	g	0-0	0-0	0-0	0	0	0	1	0	1	0	0	0	6	
13	Fuller, Hillary	g	1-2	0-0	0-0	2	1	3	0	2	0	1	0	1	6	
22	Bryant, N'Dea	g	1-2	0-0	0-0	1	0	1	3	2	0	1	0	0	11	
24	Washington, Jessica	g	6-12	2-6	2-2	4	1	5	4	16	2	5	0	0	26	
30	Summers, Hillary	g	0-0	0-0	0-0	1	0	1	0	0	1	1	0	0	9	
Team						1	1	2								
Totals			23-59	9-27	16-23	22	20	42	23	71	15	19	4	10	200	

FG % 1st Half: 14-37 37.8% 2nd half: 9-22 40.9% Game: 23-59 39.0% Deadball Rebounds 2,1
 3FG % 1st Half: 5-19 26.3% 2nd half: 4-8 50.0% Game: 9-27 33.3%
 FT % 1st Half: 4-5 80.0% 2nd half: 12-18 66.7% Game: 16-23 69.6%

Officials: Roy Gulbeyan, Kevin Sparrock, Shawn D. Goode
 Technical fouls: Albany-None. North Carolina-None.

Attendance: 4123

Time of Game: 1:55

Score by periods	1st	2nd	Total
Albany	25	31	56
North Carolina	37	34	71

Points	In	Off	2nd	Fast	Bench
ALBANY	30	18	14	6	2
NC	24	18	18	4	26

Last FG - ALBANY 2nd-01:34, NC 2nd-02:49.
 Largest lead - ALBANY by 2 1st-19:35, NC by 20 2nd-13:58.
 ALBANY led for 00:49. NC led for 37:59. Game was tied for 00:50.

Score tied - 1 time.
 Lead changed - 3 times.

Official Basketball Box Score -- Game Totals -- Final Statistics
New Hampshire vs UAlbany
01/07/15 7:00 p.m. at SEFCU Arena - Albany, N.Y.

Gm #15

New Hampshire 65 • 9-5, 1-1 AE

#	Player	Total		3-Ptr		Rebounds			PF	TP	A TO Blk Stl					Min
		FG-FGA	FT-FTA	FG-FGA	FT-FTA	Off	Def	Tot			A	TO	Blk	Stl	Min	
11	Kilpatrick,Kaylee	f	2-6	0-0	4-4	0	4	4	3	8	1	1	2	1	28	
01	Gaston,Ariel	g	3-9	1-2	6-6	2	3	5	3	13	5	4	0	0	39	
04	Anderson,Kristen	g	1-3	0-1	0-0	2	1	3	3	2	5	2	0	2	21	
05	Belanger,Elizabeth	g	9-17	1-4	3-4	0	5	5	4	22	3	2	0	1	38	
10	Simpson,Aliza	g	2-4	2-3	0-0	0	0	0	3	6	3	3	0	3	32	
12	Frankenberger,S	g	1-5	0-2	1-2	0	1	1	1	3	1	2	0	1	19	
20	Booth,Peyton	g	0-0	0-0	0-0	0	0	0	0	0	1	0	0	0	2	
23	Pogue,Carlie	g	5-8	0-0	1-2	1	3	4	3	11	0	0	1	0	21	
Team						0	2	2								
Totals			23-52	4-12	15-18	5	19	24	20	65	19	15	3	8	200	

FG % 1st Half: 12-24 50.0% 2nd half: 11-28 39.3% Game: 23-52 44.2% Deadball Rebounds 1
 3FG % 1st Half: 2-3 66.7% 2nd half: 2-9 22.2% Game: 4-12 33.3%
 FT % 1st Half: 7-8 87.5% 2nd half: 8-10 80.0% Game: 15-18 83.3%

UAlbany 76 • 9-6, 2-0 AE

#	Player	Total		3-Ptr		Rebounds			PF	TP	A TO Blk Stl					Min
		FG-FGA	FT-FTA	FG-FGA	FT-FTA	Off	Def	Tot			A	TO	Blk	Stl	Min	
12	TATE,Imani	f	5-13	0-0	1-2	1	4	5	4	11	4	2	0	3	30	
25	RICHARDS,Shereesha	f	7-14	0-0	1-3	5	6	11	2	15	2	6	0	3	38	
33	CARTER,Tiana-Jo	c	3-7	0-0	2-2	2	5	7	5	8	0	2	2	0	24	
03	ROSARIO,Margarita	g	1-1	1-1	0-0	1	0	1	0	3	3	2	0	2	25	
04	ROYALS,Sarah	g	5-9	1-1	6-8	0	4	4	2	17	6	1	0	1	31	
04	COUGHLIN,Erin	g	3-5	2-4	0-0	0	1	1	0	8	1	0	0	0	21	
23	SAUNDERS,Zakiya	g	4-7	0-0	4-4	1	1	2	0	12	3	2	0	1	20	
34	EDWARDS,Cassandra	g	1-1	0-0	0-0	1	2	3	1	2	0	2	0	0	11	
Team						1	3	4								
Totals			29-57	4-6	14-19	12	26	38	14	76	19	18	2	10	200	

FG % 1st Half: 16-28 57.1% 2nd half: 13-29 44.8% Game: 29-57 50.9% Deadball Rebounds 2
 3FG % 1st Half: 4-6 66.7% 2nd half: 0-0 0.0% Game: 4-6 66.7%
 FT % 1st Half: 1-4 25.0% 2nd half: 13-15 86.7% Game: 14-19 73.7%

Officials: Kathleen Lynch, Ken Kelly, Karleena Tobin
 Technical fouls: New Hampshire-None. UAlbany-None.

Attendance: 380

Score by periods	1st	2nd	Total
New Hampshire	33	32	65
UAlbany	37	39	76

Points	In	Off	2nd	Fast	Bench
UNH	34	18	4	4	14
ALBANY	28	16	6	12	22

Last FG - UNH 2nd-00:19, ALBANY 2nd-00:03.
 Largest lead - UNH by 2 1st-14:08, ALBANY by 12 1st-04:44.
 UNH led for 01:30. ALBANY led for 37:14. Game was tied for 01:04.

Score tied - 4 times.
 Lead changed - 4 times.

Official Basketball Box Score -- Game Totals -- Final Statistics
ALBANY vs MAINE
01/03/15 12:00 PM at Cross Insurance Center - Bangor, Maine

Gm #14

ALBANY 49 • 8-6, 1-0

#	Player	Total		3-Ptr		Rebounds			PF	TP	A TO Blk Stl					Min
		FG-FGA	FT-FTA	FG-FGA	FT-FTA	Off	Def	Tot			A	TO	Blk	Stl	Min	
25	RICHARDS,Shereesha	f	9-14	0-0	3-3	3	6	9	0	21	2	3	0	4	40	
33	CARTER,Tiana-Jo	c	0-1	0-0	0-0	0	4	4	5	0	0	4	0	1	26	
03	ROSARIO,Margarita	g	0-1	0-1	0-0	0	3	3	2	0	2	1	0	0	20	
04	ROYALS,Sarah	g	2-3	1-2	3-0	0	2	2	0	8	7	4	0	2	33	
23	SAUNDERS,Zakiya	g	3-8	0-0	2-2	2	2	4	3	8	1	5	1	2	30	
01	COUGHLIN,Erin	g	0-2	0-2	0-0	0	0	0	1	0	1	1	0	0	8	
12	TATE,Imani	g	6-12	0-0	0-0	3	2	5	2	12	1	5	0	0	29	
34	EDWARDS,Cassandra	g	0-0	0-0	0-0	1	0	1	1	0	0	1	0	0	14	
Team						0	2	2								
Totals			20-41	1-5	8-8	9	21	30	14	49	14	24	1	9	200	

FG % 1st Half: 8-24 33.3% 2nd half: 12-17 70.6% Game: 20-41 48.8% Deadball Rebounds 0
 3FG % 1st Half: 0-3 0.0% 2nd half: 1-2 50.0% Game: 1-5 20.0%
 FT % 1st Half: 3-3 100.0 2nd half: 5-5 100.0 Game: 8-8 100.0

MAINE 43 • 8-5, 0-1

#	Player		Total		3-Ptr		Rebounds			PF	TP	A TO Blk Stl				Min
			FG-FGA	FT-FTA	FG-FGA	FT-FTA	Off	Def	Tot			A	TO	Blk	Stl	
05	Swan, Bella	f	1-1	0-0	0-0	2	1	3	1	2	2	2	0	1	16	
31	Wood, Liz	f	4-11	1-2	0-0	1	0	1	5	9	1	2	2	6	39	
51	Heise, Anna	c	6-9	1-1	0-1	3	1	4	2	13	0	4	2	1	29	
20	Weckstrom, Sophie	g	0-3	0-2	0-0	0	0	0	1	0	1	2	0	0	14	
42	Koizar, Sigi	g	2-13	1-8	4-4	1	2	3	3	9	1	4	0	1	38	
03	Charles, Chantel		0-1	0-0	0-0	1	1	2	0	0	4	0	0	2	24	
04	Anderson, Courtney		0-0	0-0	2-2	1	0	1	0	2	0	2	0	0	8	
10	Mitrovic, Milica		0-0	0-0	0-0	0	0	0	0	0	0	0	0	0	0+	
13	Gustafsson, Mikaela		1-1	0-0	0-0	0	1	1	2	2	1	1	0	0	11	
15	Bodine, Lauren		2-7	2-7	0-0	0	1	1	0	6	3	0	0	1	20	
21	Jones, Sheraton		0-0	0-0	0-0	0	0	0	0	0	0	1	0	0	1	
	Team					1	5	6								
Totals			6-46	5-20	6-7	10	12	22	14	43	13	18	4	12	200	

2014-15 UAlbany Women's Basketball Game Notes - vs. UMBC 3/8, AE Semifinals

UAlbany Box Scores

Official Basketball Box Score -- Game Totals -- Final Statistics
Albany vs Binghamton
01/14/15 7 p.m. at Vestal, N.Y.

Gm #17

Albany 82 • 11-6, 4-0 AE

		Total	3-Ptr		Rebounds									
#	Player	FG-FGA	FG-FGA	FT-FTA	Off	Def	Tot	PF	TP	A	TO	Blk	Stl	Min
03	ROSARIO, Margarita	* 0-4	0-1	0-0	1	1	2	1	0	0	0	0	2	20
04	ROYALS, Sarah	* 7-13	1-1	1-2	1	2	3	1	16	8	0	0	0	35
23	SAUNDERS, Zakiya	* 4-4	0-0	2-2	4	1	5	2	10	4	2	0	1	25
25	RICHARDS, Shereesha	* 9-16	0-0	6-6	3	11	14	2	24	0	3	1	4	36
34	EDWARDS, Cassandra	* 1-1	0-0	0-1	2	2	4	2	2	1	0	0	0	15
01	COUGHLIN, Erin	* 1-5	1-4	0-0	0	0	0	2	3	1	1	0	0	13
12	TATE, Imani	* 7-13	0-0	0-0	1	5	6	3	14	2	2	0	2	30
13	AIYALOGBE, Bose	* 2-2	0-0	0-0	0	2	2	1	4	0	0	0	0	4
15	FEQUIERE, Jessica	* 1-1	0-0	0-0	0	0	0	1	2	0	0	0	0	3
33	CARTER, Tiana-Jo	* 2-8	0-0	3-4	4	3	7	4	7	1	2	3	1	19
Team					1	3	4							
Totals		34-67	2-6	12-15	17	30	47	19	82	17	10	4	10	200

FG % 1st Half: 14-35 40.0% 2nd half: 20-32 62.5% Game: 34-67 50.7% Deadball Rebounds 0
 3FG % 1st Half: 2-4 50.0% 2nd half: 0-2 0.0% Game: 2-6 33.3%
 FT % 1st Half: 3-5 60.0% 2nd half: 9-10 90.0% Game: 12-15 80.0%

Binghamton 49 • 4-13, 2-2 AE

#	Player	*	Total		3-Ptr		Rebounds			PF	TP	A TO Blk Stl				Min
			FG-FGA	FG-FGA	FT-FTA	Off	Def	Tot	A			TO	Blk	Stl		
10	SINA, Jasmine	*	3-14	3-11	3-4	0	4	4	4	12	2	4	0	2	38	
11	WATKINS, Imani	*	4-12	0-2	3-6	0	1	1	1	11	3	3	0	0	34	
13	SWINSON, Sherae	*	3-6	0-0	4-4	1	5	6	3	10	2	2	1	1	36	
23	ALBRECHT, Kim	*	0-6	0-2	6-6	0	5	5	3	6	2	4	0	1	32	
24	ROSS, Kristin	*	1-1	0-0	0-0	0	1	1	5	2	1	1	0	0	20	
03	GOLDSTEIN, Megan		0-0	0-0	0-0	0	0	0	0	0	0	0	0	0	4	
34	SURDOKAITE, Gintare		2-6	1-3	0-0	0	2	2	0	5	0	2	0	0	18	
32	LIBBY, Kylie		1-2	0-0	1-2	2	0	2	1	3	0	1	0	0	17	
44	MOLINA, Jessa		0-0	0-0	0-0	0	0	0	0	0	0	0	0	0	1	
Team						3	1	4								
Totals			14-47	4-18	17-22	6	19	25	17	49	10	17	1	4	200	

FG % 1st Half: 7-22 31.8% 2nd half: 7-25 28.0% Game: 14-47 29.8% Deadball Rebounds 2
 3FG % 1st Half: 1-5 20.0% 2nd half: 3-13 23.1% Game: 4-18 22.2%
 FT % 1st Half: 9-12 75.0% 2nd half: 8-10 80.0% Game: 17-22 77.3%

Officials: Michael Schmidt, Rachelle Jones, James Hawkins
 Technical fouls: Albany-None. Binghamton-None.
 Attendance: 1235

Score by periods	1st	2nd	Total	In Paint	Off T/O	2nd Chance	Fast Break	Bench
Albany	33	49	82	14	17	8	0	30
Binghamton	24	25	49	14	8	8	0	8

Last FG - ALBANY 2nd-00:52, BING 2nd-07:25.
 Largest lead - ALBANY by 33 2nd-00:52, BING by 4 1st-16:20.
 ALBANY led for 35:06. BING led for 03:02. Game was tied for 01:52.
 Score tied - 2 times.
 Lead changed - 4 times.

Official Basketball Box Score -- Game Totals -- Final Statistics
Stony Brook vs UAlbany
01/19/15 7:00 p.m. at SEFCU Arena - Albany, N.Y.

Gm #18

Stony Brook 59 • 9-9, 2-3 AE

#	Player		Total	3-Ptr	Rebounds					PF	TP	A TO Blk Stl				Min
			FG-FGA	FG-FGA	FT-FTA	Off	Def	Tot	A			TO	Blk	Stl		
13	PROCTOR, Sabre	f	0-2	0-0	4-4	0	3	3	4	4	1	7	0	0	29	
40	COIRO, Alyssa	f	4-4	0-0	0-0	0	3	3	4	8	2	1	0	0	25	
03	OGUNNORIN, Jessica	g	7-11	2-3	0-0	1	2	3	5	16	0	4	0	2	34	
05	BAYNE-WALKER, Kori	g	2-5	1-3	0-0	0	1	1	5	5	6	0	0	0	32	
14	JENKINS, Miranda	g	3-7	0-1	1-2	1	1	2	3	7	1	2	0	3	21	
04	SCOGNAMIGLIO, Chris		5-10	5-10	4-5	1	3	4	1	19	0	1	0	1	29	
23	HANLON, Kim		0-2	0-1	0-0	1	0	1	3	0	2	0	0	0	16	
24	MANNER, Elizabeth		0-0	0-0	0-0	0	1	1	1	0	0	1	0	0	1	
34	COSTANTINO, Kristie		0-1	0-0	0-0	0	1	1	2	0	3	1	0	0	13	
Team						1	7	8								
Totals			21-42	8-18	9-11	5	22	27	28	59	14	23	0	6	200	

FG % 1st Half: 8-19 42.1% 2nd half: 13-23 56.5% Game: 21-42 50.0% Deadball Rebounds 2
 3FG % 1st Half: 4-10 40.0% 2nd half: 4-8 50.0% Game: 8-18 44.4%
 FT % 1st Half: 4-4 100.0 2nd half: 5-7 71.4% Game: 9-11 81.8%

UAlbany 69 • 12-6, 5-0 AE

#	Player		Total		3-Ptr		Rebounds			PF	TP	A	TO	Blk	Stl	Min
			FG-FGA	FG-FGA	FT-FTA	Off	Def	Tot								
25	RICHARDS, Shereesha	f	6-17	0-0	9-10	3	4	7	3	21	0	2	0	0	39	
03	ROSARIO, Margarita	g	2-4	1-1	0-0	0	2	2	1	5	1	1	0	2	23	
04	ROYALS, Sarah	g	3-7	0-1	3-6	1	3	4	3	9	7	2	0	1	36	
23	SAUNDERS, Zakiya	g	5-11	0-0	4-6	1	2	3	1	14	1	1	0	1	31	
34	EDWARDS, Cassandra	g	0-1	0-0	0-2	0	1	1	3	0	0	0	1	0	16	
01	COUGHLIN, Erin		0-1	0-1	0-0	0	0	0	0	0	0	0	0	0	8	
12	TATE, Imani		5-8	0-0	4-4	1	1	2	2	14	4	3	0	1	24	
33	CARTER, Tiana-Jo		2-6	0-0	2-3	6	0	6	3	6	1	1	0	0	23	
Team						3	3	6				1				
Totals			23-55	1-3	22-31	15	16	31	16	69	14	11	1	5	200	

FG % 1st Half: 16-30 53.3% 2nd half: 7-25 28.0% Game: 23-55 41.8% Deadball Rebounds 4
 3FG % 1st Half: 0-0 0.0% 2nd half: 1-3 33.3% Game: 1-3 33.3%
 FT % 1st Half: 4-7 57.1% 2nd half: 18-24 75.0% Game: 22-31 71.0%

Officials: Kathleen Lynch, Fatou Cissoko-Stephens, Mark Resch
 Technical fouls: Stony Brook-None. UAlbany-None.
 Attendance: 1007

Score by periods	1st	2nd	Total	In Paint	Off T/O	2nd Chance	Fast Break	Bench
Stony Brook	24	35	59	18	8	5	0	19
UAlbany	36	33	69	22	33	12	4	20

Last FG - SBU 2nd-00:38, ALBANY 2nd-01:04.
 Largest lead - SBU None, ALBANY by 20 2nd-11:19.
 SBU led for 00:00. ALBANY led for 38:17. Game was tied for 01:42.
 Score tied - 2 times.
 Lead changed - 0 times.

Official Basketball Box Score -- Game Totals -- Final Statistics
ALBANY vs UMBC
01/22/15 12 p.m. at RAC Arena (Baltimore, Md.)

Gm #19

ALBANY 72 • 13-6, 6-0 AE

#	Player		Total		3-Ptr		Rebounds					PF	TP	A TO Blk Stl				Min
			FG-FGA	FG-FGA	FT-FTA	FT-FTA	Off	Def	Tot	A	TO			Blk	Stl			
25	RICHARDS,Shereesha	f	11-18	0-0	7-8	5	9	14	3	29	1	4	1	1	1	40-		
33	CARTER,Tiana-Jo	f	1-5	0-0	1-2	4	2	6	2	3	0	1	1	1	1	28		
03	ROSARIO,Margarita	g	2-3	2-3	0-1	1	0	1	2	6	2	1	0	2	2	26		
04	ROYALS,Sarah	g	2-8	0-2	1-2	0	1	1	2	5	5	1	0	1	1	32		
23	SAUNDERS,Zakiya	g	9-13	0-0	0-0	0	5	5	2	18	3	2	0	0	0	33		
01	COUGHLIN,Erin		0-2	0-2	0-0	1	2	3	1	0	1	0	0	0	0	13		
12	TATE,Imani		5-13	0-0	1-3	0	5	5	3	11	5	2	0	3	2	28		
Team						1	0	1										
Totals			30-62	2-7	10-16	12	24	36	15	72	17	11	2	8	2	200		

FG % 1st Half: 16-31 51.6% 2nd half: 14-31 45.2% Game: 30-62 48.4% Deadball Rebounds 2,2
 3FG % 1st Half: 1-3 33.3% 2nd half: 1-4 25.0% Game: 2-7 28.6%
 FT % 1st Half: 5-8 62.5% 2nd half: 5-8 62.5% Game: 10-16 62.5%

UMBC 62 • 6-13, 1-5 AE

#	Player	Total		3-Ptr	Rebounds			PF	TP	A TO Blk Stl				Min	
		FG-FGA	FG-FGA	FT-FTA	Off	Def	Tot			A	TO	Blk	Stl		
03	McNaughton, Liz	f	3-13	3-13	0-0	0	3	3	4	9	2	2	1	0	32
32	Lewis, Dana	c	0-1	0-0	0-0	2	3	5	3	0	0	0	1	0	21
04	McCarley, Taylor	g	4-9	0-1	3-5	1	3	4	2	11	3	7	0	3	39
12	Garner, Capree	g	12-19	3-6	1-2	2	5	7	4	28	0	4	1	1	40
23	Russo, Emily	g	2-6	0-1	2-2	0	3	3	3	6	5	1	0	0	37
02	Somerville, Marissa		0-0	0-0	0-0	0	0	0	0	0	0	0	0	0	1
13	Wilson, Pandora		2-3	0-0	0-0	1	1	2	1	4	2	2	0	1	14
15	Hagaman, Amanda		2-5	0-0	0-0	2	2	4	4	4	0	1	1	0	16
Team						1	2	3							
Totals			25-56	6-21	6-9	9	22	31	21	62	12	17	4	5	200

FG % 1st Half: 14-25 56.0% 2nd half: 11-31 35.5% Game: 25-56 44.6% Deadball Rebounds 1
 3FG % 1st Half: 5-11 45.5% 2nd half: 1-10 10.0% Game: 6-21 28.6%
 FT % 1st Half: 4-5 80.0% 2nd half: 2-4 50.0% Game: 6-9 66.7%

Officials: John Palermo, Mark Behrens, An-Jamilah Gregory
 Technical fouls: ALBANY-None. UMBC-None.
 Attendance: 395
 10th Annual Midday Madness

Score by periods	1st	2nd	Total	In Paint	Off T/O	2nd Chance	Fast Break	Bench
ALBANY	38	34	72	16	18	14	8	11
UMBC	37	25	62	40	9	7	8	8

Last FG - ALBANY 2nd-00:46, UMBC 2nd-00:33.
 Largest lead - ALBANY by 14 2nd-01:45, UMBC by 9 1st-14:46.
 ALBANY led for 14:48. UMBC led for 17:59. Game was tied for 07:13.
 Score tied - 8 times.
 Lead changed - 10 times.

Official Basketball Box Score -- Game Totals -- Final Statistics
HARTFORD vs UAlbany
01/25/15 2:00 p.m. at SEFCU Arena - Albany, N.Y.

Gm #20

HARTFORD 58 •

2014-15 UAlbany Women's Basketball Game Notes - vs. UMBC 3/8, AE Semifinals

UAlbany Box Scores

Official Basketball Box Score -- Game Totals -- Final Statistics
Albany vs Vermont
01/29/15 7:00 pm at Patrick Gym - Burlington, Vt.

Gm #21

Albany 89 • 15-6, 8-0 AE

#	Player	Total		3-Ptr		Rebounds			PF	TP	A TO Blk Stl				Min
		FG-FGA	FG-FGA	FT-FTA	Off Def Tot	PF	TP	A TO Blk Stl							
03	ROSARIO, Margarita	* 0-0	0-0	0-0	0 2 2	1	0	2 0 0 3	16						
04	ROYALS, Sarah	* 6-11	2-3	1-2	1 5 6	0	15	7 6 0 3	36						
12	TATE, Imani	* 3-4	0-0	2-2	1 1 2	4	8	1 1 0 2	21						
23	SAUNDERS, Zakiya	* 6-12	0-0	2-2	1 1 2	1	14	1 2 0 4	30						
25	RICHARDS, Shereesha	* 9-13	0-0	13-14	4 4 8	1	31	0 5 2 6	33						
01	COUGHLIN, Erin	4-6	3-5	0-0	0 1 1	2	11	0 0 0 1	24						
03	AIYALOGBE, Bose	0-3	0-0	2-2	1 1 2	2	2	0 0 0 0	8						
15	FEQUIERE, Jessica	1-5	0-1	2-4	1 7 8	2	4	0 3 0 2	23						
33	CARTER, Tiana-Jo	1-1	0-0	2-2	0 0 0	4	4	0 1 1 0	9						
	Team				3 1 4										
	Totals	30-55	5-9	24-28	12 23 35	17	89	11 18 3 21	200						

FG % 1st Half: 13-27 48.1% 2nd half: 17-28 60.7% Game: 30-55 54.5% Deadball Rebounds 2
 3FG % 1st Half: 4-7 57.1% 2nd half: 1-2 50.0% Game: 5-9 55.6%
 FT % 1st Half: 9-10 90.0% 2nd half: 15-18 83.3% Game: 24-28 85.7%

Vermont 48 • 3-17, 0-8 AE

#	Player	Total		3-Ptr		Rebounds			PF	TP	A TO Blk Stl				Min
		FG-FGA	FG-FGA	FT-FTA	Off Def Tot	PF	TP	A TO Blk Stl							
01	Butler, Kylie	* 2-4	1-2	2-3	0 1 1	1	7	1 5 0 1	18						
10	Atwood, Kylie	* 0-3	0-3	0-0	0 1 1	0	0	0 2 0 1	13						
11	Cloutier, Emilie	* 2-2	0-0	3-5	0 1 1	2	7	2 3 1 0	23						
12	Lavelle, Katie	* 1-1	0-0	1-2	2 2 4	2	3	1 4 2 2	32						
14	Taylor, Niki	* 1-6	0-0	5-6	4 2 6	4	7	1 3 0 1	23						
16	Burchill, Kayla	4-9	3-8	0-0	0 2 2	1	11	0 1 0 1	30						
22	Shumpert, Tierra	2-3	0-0	1-2	0 0 0	0	5	0 1 0 0	5						
23	Hutson, Gracia	0-0	0-0	0-0	0 1 1	4	0	0 1 2 0	5						
25	Britton, Kaylea	2-10	1-3	0-0	1 2 3	3	5	1 3 0 0	24						
30	Merrill, Rachel	0-0	0-0	1-2	0 1 1	2	1	0 0 0 0	5						
42	Eisler, Jordan	1-5	0-1	0-0	0 2 2	2	2	3 7 0 1	22						
	Team				1 0 1										
	Totals	15-43	5-17	13-20	8 15 23	21	48	9 30 5 7	200						

FG % 1st Half: 7-22 31.8% 2nd half: 8-21 38.1% Game: 15-43 34.9% Deadball Rebounds 4
 3FG % 1st Half: 4-12 33.3% 2nd half: 1-5 20.0% Game: 5-17 29.4%
 FT % 1st Half: 4-6 66.7% 2nd half: 9-14 64.3% Game: 13-20 65.0%

Officials: Fatou Cissoko-Stephens, Jerome Skrine, Luis Torres
 Technical fouls: Albany-None. Vermont-None.
 Attendance: 382

Score by periods	1st	2nd	Total	In Paint	Off T/O	2nd Chance	Fast Break	Bench
Albany	39	50	89	46	40	15	16	21
Vermont	22	26	48	12	12	3	0	24

Last FG - ALBANY 2nd-03:56, VERMONT 2nd-00:51.
 Largest lead - ALBANY by 45 2nd-03:56, VERMONT None.
 ALBANY led for 39:22. VERMONT led for 00:00. Game was tied for 00:25.
 Score tied - 0 times.
 Lead changed - 0 times.

Official Basketball Box Score -- Game Totals -- Final Statistics
UAlbany vs New Hampshire
02/04/15 7:00 PM at Lundholm Gymnasium - Durham, N.H.

Gm #23

UAlbany 74 • 16-7, 9-1

#	Player	Total		3-Ptr		Rebounds			PF	TP	A TO Blk Stl				Min
		FG-FGA	FG-FGA	FT-FTA	Off Def Tot	PF	TP	A TO Blk Stl							
25	RICHARDS, Shereesha	f 4-6	0-0	4-7	0 10 10	3	12	0 4 0 3	33						
33	CARTER, Tiana-Jo	f 3-5	0-0	1-5	1 1 2	5	7	0 1 1 0	25						
03	ROSARIO, Margarita	g 0-2	0-0	0-0	0 2 2	3	0	2 1 0 0	19						
04	ROYALS, Sarah	g 3-10	0-0	6-8	0 1 1	1	12	2 1 0 1	31						
23	SAUNDERS, Zakiya	g 5-13	0-0	0-0	2 2 4	2	10	6 3 0 3	31						
01	COUGHLIN, Erin	3-4	3-4	0-0	1 1 2	0	9	2 0 0 0	19						
12	TATE, Imani	6-11	0-0	5-7	2 8 10	3	17	1 2 0 1	24						
03	AIYALOGBE, Bose	0-0	0-0	1-2	0 0 0	0	1	0 0 0 0	2						
15	FEQUIERE, Jessica	1-1	0-0	0-0	0 0 0	0	2	0 0 0 0	2						
34	EDWARDS, Cassandra	2-3	0-0	0-0	2 3 5	2	4	0 1 0 0	14						
	Team				4 2 6			1							
	Totals	27-55	3-4	17-29	12 30 42	19	74	13 14 1 8	200						

FG % 1st Half: 16-29 55.2% 2nd half: 11-26 42.3% Game: 27-55 49.1% Deadball Rebounds 4
 3FG % 1st Half: 2-6 33.3% 2nd half: 1-2 50.0% Game: 3-4 75.0%
 FT % 1st Half: 5-8 62.5% 2nd half: 12-21 57.1% Game: 17-29 58.6%

New Hampshire 48 • 14-8, 6-4

#	Player	Total		3-Ptr		Rebounds			PF	TP	A TO Blk Stl				Min
		FG-FGA	FG-FGA	FT-FTA	Off Def Tot	PF	TP	A TO Blk Stl							
11	Kilpatrick, Kaylee	f 8-14	1-2	0-2	5 3 8	3	17	3 3 4 1	34						
32	Pogue, Carlie	c 2-6	0-0	2-4	1 4 5	3	6	0 2 2 0	23						
01	Gaston, Ariel	g 1-7	0-2	1-2	1 1 2	3	3	5 2 2 1	37						
04	Anderson, Kristen	g 1-7	1-4	0-0	0 3 3	2	3	2 1 0 0	23						
05	Belanger, Elizabeth	g 3-8	0-1	2-4	0 4 4	5	8	1 3 1 0	29						
06	Rowan, Madi	0-0	0-0	0-0	0 0 0	0	0	0 0 0 0	1						
10	Simpson, Aliza	0-3	0-3	1-2	0 0 0	1	1	1 0 0 0	20						
12	Frankenberger, S	1-3	0-2	3-3	0 2 2	2	5	0 3 0 1	14						
16	Booth, Peyton	0-0	0-0	0-0	0 0 0	0	0	0 0 0 0	0+						
22	Lopez, Madison	1-5	1-3	0-0	1 2 3	0	3	0 1 0 0	8						
33	Spoto, Stephanie	1-2	0-0	0-0	1 1 2	3	2	0 2 0 0	7						
50	Bassett-Smith, Morgan	0-1	0-0	0-0	0 2 2	0	0	0 0 0 0	4						
	Team				2 3 5										
	Totals	18-56	3-17	9-17	11 25 36	22	48	12 17 9 3	200						

FG % 1st Half: 9-26 34.6% 2nd half: 9-30 30.0% Game: 18-56 32.1% Deadball Rebounds 4
 3FG % 1st Half: 2-6 33.3% 2nd half: 1-11 9.1% Game: 3-17 17.6%
 FT % 1st Half: 1-2 50.0% 2nd half: 8-15 53.3% Game: 9-17 52.9%

Officials: John Palermo, Keith Miller, Roger Saravia
 Technical fouls: UAlbany-None. New Hampshire-None.
 Attendance: 487

Score by periods	1st	2nd	Total	In Paint	Off T/O	2nd Chance	Fast Break	Bench
UAlbany	39	35	74	32	24	10	6	33
New Hampshire	21	27	48	20	11	9	2	11

Last FG - ALBANY 2nd-00:33, UNH 2nd-01:53.
 Largest lead - ALBANY by 26 2nd-07:20, UNH by 1 1st-12:48.
 ALBANY led for 38:34. UNH led for 00:09. Game was tied for 00:57.
 Score tied - 2 times.
 Lead changed - 2 times.

Official Basketball Box Score -- Game Totals -- Final Statistics
MAINE vs UAlbany
02/01/15 1:00 p.m. at SEFCU Arena - Albany, N.Y.

Gm #22

MAINE 52 • 16-6, 8-1 AE

#	Player	Total		3-Ptr		Rebounds			PF	TP	A TO Blk Stl				Min
		FG-FGA	FG-FGA	FT-FTA	Off Def Tot	PF	TP	A TO Blk Stl							
05	Swan, Bella	f 0-0	0-0	0-0	1 4 5	0	0	1 2 1 1	18						
31	Wood, Liz	f 1-5	0-4	0-0	1 8 9	4	2	2 5 1 0	31						
51	Heise, Anna	c 4-6	0-1	2-4	1 5 6	2	10	1 0 0 3	35						
20	Weckstrom, Sophie	g 3-5	1-3	0-0	1 2 3	3	7	0 2 0 0	26						
42	Koizar, Sigi	g 5-19	1-7	6-8	0 6 6	4	17	4 5 2 1	39						
03	Charles, Chantel	g 7-14	2-5	0-0	2 1 3	3	16	2 1 0 0	31						
04	Anderson, Courtney	0-3	0-2	0-0	0 1 1	1	0	1 0 0 0	9						
13	Gustafsson, Mikaela	0-0	0-0	0-0	0 0 0	0	0	0 0 0 1	5						
15	Bodine, Lauren	0-0	0-0	0-0	0 2 2	0	0	2 0 0 0	6						
	Team				1 2 3										
	Totals	20-52	4-22	8-12	7 31 38	17	52	13 15 4 6	200						

FG % 1st Half: 7-26 26.9% 2nd half: 13-26 50.0% Game: 20-52 38.5% Deadball Rebounds 2
 3FG % 1st Half: 2-13 15.4% 2nd half: 2-9 22.2% Game: 4-22 18.2%
 FT % 1st Half: 0-0 0.0% 2nd half: 8-12 66.7% Game: 8-12 66.7%

UAlbany 44 • 15-7, 8-1 AE

#	Player		Total		3-Ptr		Rebounds			PF	TP					Min
			FG-FGA	FG-FGA	FT-FTA	Off	Def	Tot	A			TO	Blk	Stl		
12	TATE,Imani	f	4-13	0-0	2-2	4	2	6	3	10	0	5	0	2	30	
25	RICHARDS,Shereesha	f	6-11	0-0	3-4	4	4	8	2	15	1	1	1	0	40	
03	ROSARIO,Margarita	g	0-6	0-4	0-0	1	4	5	2	0	2	1	0	1	23	
04	ROYALS,Sarah	g	1-6	0-0	8-10	0	2	2	5	10	1	2	1	1	26	
23	SAUNDERS,Zakiya	g	1-12	0-1	2-2	0	5	5	2	4	3	3	0	2	36	
01	COUGHLIN,Erin		0-5	0-5	0-0	0	0	0	0	0	0	3	0	1	15	
05	FEQUIERE,Jessica		0-0	0-0	0-0	0	1	1	0	0	0	0	0	0	6	
33	CARTER,Tiana-Jo		2-3	0-0	1-2	3	6	9	3	5	0	0	1	0	24	
	Team					2	3	5				1				
	Totals		14-56	0-10	16-20	14	27	41	17	44	7	16	3	7	200	

2014-15 UAlbany Women's Basketball Game Notes - vs. UMBC 3/8, AE Semifinals

UAlbany Box Scores

Official Basketball Box Score -- Game Totals -- Final Statistics
Binghamton vs UAlbany
02/11/15 12:00 p.m. at SEFCU Arena - Albany, N.Y.

Gm #25

Binghamton 53 • 4-21, 2-10 AE

#	Player	Total		3-Ptr		Rebounds			PF	TP	A TO Blk Stl				Min
		FG-FGA	FG-FGA	FT-FTA	FT-FTA	Off	Def	Tot			A	TO	Blk	Stl	
13	SWINSON, Sherae	f	5-11	0-0	6-8	2	4	6	5	16	2	3	2	1	35
14	ROSS, Kristin	f	1-1	0-0	0-0	0	0	0	4	2	0	2	0	0	16
11	SINA, Jasmine	g	4-11	3-9	5-6	1	2	3	2	16	1	5	0	0	40
10	WATKINS, Imani	g	1-8	0-0	0-0	0	1	1	1	2	3	4	0	1	33
23	ALBRECHT, Kim	g	6-11	3-4	2-2	0	3	3	4	17	3	5	0	0	37
03	GOLDSTEIN, Megan		0-0	0-0	0-0	0	0	0	0	0	0	1	0	0	2
25	BAKER, Asia		0-2	0-0	0-1	1	2	3	4	0	0	1	0	0	13
32	SURDOKAITE, Gintare		0-1	0-1	0-0	0	3	3	0	0	0	0	0	1	24
34	LIBBY, Kylie		0-0	0-0	0-0	0	1	1	0	0	0	0	0	0	0
Team						2	1	3			2				
Totals			17-45	6-14	13-17	6	17	23	20	53	9	23	2	3	200

FG % 1st Half: 5-21 23.8% 2nd half: 12-24 50.0% Game: 17-45 37.8% Deadball Rebounds 1
 3FG % 1st Half: 2-7 28.6% 2nd half: 4-7 57.1% Game: 6-14 42.9%
 FT % 1st Half: 3-6 50.0% 2nd half: 10-11 90.9% Game: 13-17 76.5%

UAlbany 75 • 18-7, 11-1 AE

#	Player	Total		3-Ptr		Rebounds			PF	TP	A TO Blk Stl				Min
		FG-FGA	FG-FGA	FT-FTA	FT-FTA	Off	Def	Tot			A	TO	Blk	Stl	
25	RICHARDS,Shereesha	f	14-21	0-0	7-10	2	1	3	1	35	1	2	0	0	23
33	CARTER,Tiana-Jo	f	6-11	0-0	0-0	4	1	5	4	12	0	2	3	0	21
04	ROSARIO,Margarita	g	0-2	0-1	4-4	0	1	1	2	4	2	1	0	1	20
04	ROYALS,Sarah	g	2-9	0-2	4-6	1	3	4	1	8	5	1	0	4	29
23	SAUNDERS,Zakiya	g	2-5	0-0	0-0	1	4	5	1	4	7	3	0	3	35
01	COUGHLIN,Erin		0-3	0-3	0-0	0	1	1	0	0	2	0	0	1	9
12	TATE,Imani		3-6	0-0	0-0	4	8	12	4	6	1	5	0	1	26
13	AIYALOGBE,Bose		2-2	0-0	0-0	2	1	3	1	4	0	1	0	0	11
15	FEQUIERE,Jessica		1-4	0-0	0-0	2	1	3	2	2	0	0	0	0	10
34	EDWARDS,Cassandra		0-3	0-0	0-0	1	1	2	5	0	1	0	0	1	16
Team						2	3	5			1				
Totals			30-66	0-6	15-20	19	25	44	21	75	19	16	3	11	200

FG % 1st Half: 13-34 38.2% 2nd half: 17-32 53.1% Game: 30-66 45.5% Deadball Rebounds 5
 3FG % 1st Half: 0-4 0.0% 2nd half: 0-1 0.0% Game: 0-6 0.0%
 FT % 1st Half: 8-9 88.9% 2nd half: 7-11 63.6% Game: 15-20 75.0%

Officials: Joe Barrise, Fator Cissoko-Stephens, Corey Pothier
 Technical fouls: Binghamton-None. UAlbany-None.
 Attendance: 1925

Score by periods	1st	2nd	Total				
Binghamton	15	38	53	Points	In	Off	2nd
UAlbany	34	41	75	BING	Paint	T/O	Chance
				ALBANY	18	13	5
					52	29	13
							8
							12

Last FG - BING 2nd-00:44, ALBANY 2nd-00:02.
 Largest lead - BING by 1 1st-18:35, ALBANY by 32 2nd-16:14.
 BING led for 00:22. ALBANY led for 38:30. Game was tied for 01:07.
 Score tied - 0 times.
 Lead changed - 2 times.

Official Basketball Box Score -- Game Totals -- Final Statistics
UMBC vs UAlbany
02/18/15 7:00 p.m. at SEFCU Arena - Albany, N.Y.

Gm #26

UMBC 68 • 9-17, 4-9 AE

#	Player	Total		3-Ptr		Rebounds			PF	TP	A TO Blk Stl				Min
		FG-FGA	FG-FGA	FT-FTA	FT-FTA	Off	Def	Tot			A	TO	Blk	Stl	
03	McNaughton, Liz	f	3-6	3-6	1-2	1	2	3	3	10	0	1	1	1	23
32	Lewis, Dana	c	0-3	0-0	1-2	0	1	1	3	1	0	0	2	0	17
04	McCarley, Taylor	g	2-3	0-0	8-10	0	2	2	4	12	8	7	0	3	38
12	Garner, Capree	g	9-16	3-5	2-3	3	1	4	4	23	1	5	0	0	33
23	Russo, Emily	g	0-2	0-0	4-4	1	1	2	3	4	1	1	0	1	16
02	Somerville, Marissa		0-0	0-0	0-0	0	0	0	0	0	0	0	0	0	1
13	Wilson, Pandora		2-6	0-0	1-2	2	4	6	0	5	1	0	1	1	17
15	Hagaman, Amanda		2-3	0-0	0-6	2	3	5	4	4	0	1	0	0	20
21	Harris, Carly		0-0	0-0	0-0	0	0	0	0	0	1	0	0	0	1
22	Torresin, Maddie		0-0	0-0	0-0	0	0	0	0	0	0	0	0	0	1
25	Castaldo, Laura		3-11	2-5	1-3	0	1	1	3	9	1	2	0	0	33
Team						2	5	7							
Totals			21-50	8-16	18-32	11	20	31	24	68	13	17	4	6	200

FG % 1st Half: 9-22 40.9% 2nd half: 12-28 42.9% Game: 21-50 42.0% Deadball Rebounds 5
 3FG % 1st Half: 3-6 50.0% 2nd half: 5-10 50.0% Game: 8-16 50.0%
 FT % 1st Half: 4-12 33.3% 2nd half: 14-20 70.0% Game: 18-32 56.3%

UAlbany 84 • 19-7, 12-1 AE

#	Player	Total		3-Ptr		Rebounds			PF	TP	A TO Blk Stl				Min
		FG-FGA	FG-FGA	FT-FTA	FT-FTA	Off	Def	Tot			A	TO	Blk	Stl	
23	SAUNDERS,Zakiya	f	7-10	0-0	0-0	1	4	5	5	14	6	3	1	2	33
25	RICHARDS,Shereesha	f	9-11	0-0	9-10	1	10	11	4	27	2	1	0	1	29
33	CARTER,Tiana-Jo	c	2-3	0-0	1-1	0	0	0	5	5	0	3	1	0	12
03	ROSARIO,Margarita	g	1-4	0-2	0-0	0	3	3	1	2	1	0	0	2	37
04	ROYALS,Sarah	g	5-11	0-1	4-7	0	3	3	3	14	5	2	0	1	27
01	COUGHLIN,Erin		0-0	0-0	0-0	0	0	0	0	0	0	0	0	0	1
12	TATE,Imani		4-10	0-0	8-10	2	4	6	3	16	5	1	0	1	28
15	FEQUIERE,Jessica		1-4	0-1	0-0	2	1	3	1	2	0	2	0	2	12
34	EDWARDS,Cassandra		2-3	0-0	0-1	2	0	2	5	4	1	0	0	0	21
Team						1	2	3			1				
Totals			31-56	0-4	22-29	9	27	36	27	84	20	13	2	9	200

FG % 1st Half: 12-26 46.2% 2nd half: 19-30 63.3% Game: 31-56 55.4% Deadball Rebounds 3
 3FG % 1st Half: 0-3 0.0% 2nd half: 0-1 0.0% Game: 0-4 0.0%
 FT % 1st Half: 9-12 75.0% 2nd half: 13-17 76.5% Game: 22-29 75.9%

Officials: Norma Jones, Michael Schmidt, Jerome Skrine
 Technical fouls: UMBC-None. UAlbany-None.
 Attendance: 548

Score by periods	1st	2nd	Total				
UMBC	25	43	68	Points	In	Off	2nd
UAlbany	33	51	84	UMBC	Paint	T/O	Chance
				ALBANY	18	14	12
					46	24	7
							2
							18
							22

Last FG - UMBC 2nd-00:22, ALBANY 2nd-00:40.
 Largest lead - UMBC None, ALBANY by 20 2nd-10:19.
 UMBC led for 00:00. ALBANY led for 39:35. Game was tied for 00:25.
 Score tied - 0 times.
 Lead changed - 0 times.

Official Basketball Box Score -- Game Totals -- Final Statistics
ALBANY vs Stony Brook
2/22/15 4 PM at Island Federal Credit Union Arena

Gm #27

ALBANY 64 • 19-8, 12-2 AE

#	Player	Total		3-Ptr		Rebounds			PF	TP	A TO Blk Stl				Min
		FG-FGA	FG-FGA	FT-FTA	FT-FTA	Off	Def	Tot			A	TO	Blk	Stl	
04	ROYALS,Sarah	f	3-7	0-0	5-5	0	1	1	3	11	2	3	0	0	38
25	RICHARDS,Shereesha	f	4-6	0-0	3-4	1	2	3	5	11	0	4	0	1	26
33	CARTER,Tiana-Jo	c	3-4	0-0	1-1	6	5	11	5	7	0	1	1	2	30
03	ROSARIO,Margarita	g	1-2	1-2	0-0	0	2	2	3	2	1	0	0	0	27
23	SAUNDERS,Zakiya	g	9-21	0-1	2-2	3	3	5	3	20	4	4	0	2	33
01	COUGHLIN,Erin		0-0	0-0	0-2	0	0	0	0	0	0	0	0	0	2
12	TATE,Imani		4-12	0-1	4-4	0	3	3	3	12	2	3	0	2	34
15	FEQUIERE,Jessica		0-0	0-0	0-0	0	0	0	1	0	0	0	0	0	4
34	EDWARDS,Cassandra		0-1	0-0	0-1	0	0	0	1	0	0	0	0	1	10
Team						1	4	5			2				
Totals			24-53	1-4	15-19	10	20	30	23	64	10	18	1	8	200

FG % 1st Half: 9-25 36.0% 2nd half: 15-28 53.6% Game: 24-53 45.3% Deadball Rebounds 2
 3FG % 1st Half: 0-1 0.0% 2nd half: 1-3 33.3% Game: 1-4 25.0%
 FT % 1st Half: 8-11 72.7% 2nd half: 7-8 87.5% Game: 15-19 78.9%

Stony Brook 68 • 16-11, 9-5 AE

#	Player		Total		3-Ptr	Rebounds					PF	TP	A	TO	Blk	Stl	Min
			FG-FGA	FG-FGA	FT-FTA	Off	Def	Tot									
13	PROCTOR, Sabre	f	7-9	2-3	5-8	0	6	6	2	21	1	0	0	1	25		
20	SNOW, Brittany	f	6-10	0-0	5-5	5	2	7	1	17	2	0	0	0	40		
03	OGUNNORIN, Jessica	g	2-6	1-2	2-4	1	3	4	3	7	4	4	2	1	36		
04	SCOGNAMIGLIO, Chris	g	2-10	1-5	0-1	1	3	4	2	5	2	1	0	1	40		
05	BAYNE-WALKER, Kori	g	5-6	1-1	3-7	0	3	3	3	14	5	8	1	5	38		
14	JENKINS, Miranda		2-4	0-0	0-1	0	0	0	0	4	0	0	0	2	9		
23	HANLON, Kim		0-0	0-0	0-0	0	0	0	2	0	0	0	0	0	2		
34	COSTANTINO, Kristie		0-0	0-0	0-0	0	0	0	1	0	0	4	0	0	5		
40	COIRO, Alyssa		0-0	0-0	0-0	0	2	2	2	0	1	1	0	0	5		
	Team					1	2	3			1						
Totals			24-45	5-11	15-26	8	21	29	16	68	15	19	3	10	200		

2014-15 UAlbany Women's Basketball Game Notes - vs. UMBC 3/8, AE Semifinals

UAlbany Box Scores

Official Basketball Box Score -- Game Totals -- Final Statistics
Vermont vs UAlbany
03/01/15 2:00 p.m. at SEFCU Arena - Albany, N.Y.

Gm #29

Vermont 48 • 5-23, 2-14 AE

#	Player	Total		3-Ptr		Rebounds			PF	TP	A TO Blk Stl					Min
		FG	F-GA	FG	F-GA	FT	FTA	Off Def Tot			A	TO	Blk	Stl		
11	Cloutier, Emilie	f	1-4	0-0	0-0	1	3	4	2	2	3	6	0	2		26
14	Taylor, Niki	f	3-8	0-0	1-2	1	2	3	1	7	2	2	1	1		29
03	Smith, Sydney	g	7-13	5-8	1-3	2	1	3	3	20	0	3	2	1		32
10	Atwood, Kylie	g	1-7	0-4	0-0	0	1	1	2	2	2	3	0	2		21
12	Lavelle, Katie	g	0-2	0-0	0-0	1	0	1	1	0	1	1	1	1		15
01	Butler, Kylie		2-8	0-3	2-2	2	4	6	1	6	1	4	0	0		25
21	Burchill, Kayla		2-9	1-8	0-0	0	0	0	4	5	1	1	0	0		19
23	Hutson, Gracia		1-1	0-0	0-0	0	0	0	1	2	0	0	0	0		4
25	Britton, Kaylea		0-1	0-0	0-0	0	1	1	2	0	0	1	0	0		6
32	Merrill, Rachel		0-1	0-0	0-0	1	0	1	0	0	0	0	0	0		4
40	Eisler, Jordan		2-3	0-0	0-0	2	1	3	4	2	5	0	2			19
Team						6	2	8								
Totals			19-57	6-23	4-7	16	15	31	21	48	12	26	4	9		200

FG % 1st Half: 10-28 35.7% 2nd half: 9-29 31.0% Game: 19-57 33.3% Deadball
 3FG % 1st Half: 2-13 15.4% 2nd half: 4-10 40.0% Game: 6-23 26.1% Rebounds
 FT % 1st Half: 0-0 0.0% 2nd half: 4-7 57.1% Game: 4-7 57.1% 3

UAlbany 76 • 21-8, 14-2 AE

#	Player	Total		3-Ptr		Rebounds			PF	TP	A TO Blk Stl					Min
		FG	F-GA	FG	F-GA	FT	FTA	Off Def Tot			A	TO	Blk	Stl		
25	RICHARDS,Shereesha	f	3-7	0-0	10-12	1	5	6	2	16	1	3	1	4		35
33	CARTER,Tiana-Jo	f	0-1	0-0	0-0	0	3	3	1	0	1	1	3	0		29
03	ROSARIO,Margarita	g	1-2	1-2	4-4	0	3	3	0	7	2	2	0	6		34
04	ROYALS,Sarah	g	4-8	0-0	3-4	2	1	3	3	11	2	3	0	4		24
12	TATE,Imani	g	10-17	0-0	7-7	1	7	8	3	27	2	1	0	3		37
01	COUGHLIN,Erin		0-0	0-0	0-0	0	0	0	0	0	0	0	0	0		4
13	AIYALOGBE,Bose		1-1	0-0	1-1	0	0	0	1	3	0	1	0	0		4
15	FEQUIERE,Jessica		0-0	0-0	0-0	0	0	0	0	0	0	1	1	2		5
23	SAUNDERS,Zakiya		4-7	0-0	4-4	1	2	3	1	12	6	5	1	2		25
34	EDWARDS,Cassandra		0-0	0-0	0-0	0	0	0	0	0	0	0	0	0		3
Team						0	1	1								
Totals			23-43	1-2	29-32	5	22	27	11	76	14	17	6	21		200

FG % 1st Half: 11-23 47.8% 2nd half: 12-20 60.0% Game: 23-43 53.5% Deadball
 3FG % 1st Half: 0-1 0.0% 2nd half: 1-1 100.0% Game: 1-2 50.0% Rebounds
 FT % 1st Half: 8-9 88.9% 2nd half: 21-23 91.3% Game: 29-32 90.6% 3

Officials: Keith Miller, An-Jamillah Gregory, Stephanie Barksdale
 Technical fouls: Vermont-None. UAlbany-None.
 Attendance: 824

Score by periods	1st	2nd	Total
Vermont	22	26	48
UAlbany	30	46	76

	In	Off	2nd	Fast	Bench
Points	Paint	T/O	Chance	Break	
VERMONT	18	10	14	0	17
ALBANY	34	32	7	12	15

Last FG - VERMONT 2nd-02:49, ALBANY 2nd-00:09.
 Largest lead - VERMONT by 3 1st-19:42, ALBANY by 28 2nd-00:09.
 VERMONT led for 03:19, ALBANY led for 36:23. Game was tied for 00:18.

Score tied - 0 times.
 Lead changed - 1 time.

Official Basketball Box Score -- Game Totals -- Final Statistics
Vermont vs Albany
3-7-15 6:00 p.m. at Vestal, N.Y.

Gm #30

Vermont 33 • 5-24

#	Player	Total		3-Ptr		Rebounds			PF	TP	A TO Blk Stl					Min
		FG	F-GA	FG	F-GA	FT	FTA	Off Def Tot			A	TO	Blk	Stl		
11	Cloutier, Emilie	f	0-2	0-0	0-4	1	3	4	3	0	0	6	0	0		19
14	Taylor, Niki	f	1-2	0-1	2-2	0	3	3	4	4	1	1	0	0		17
03	Smith, Sydney	g	3-10	1-5	0-1	0	4	4	2	7	1	1	2	1		26
10	Atwood, Kylie	g	1-5	0-1	0-0	2	1	3	2	2	1	6	0	1		29
12	Lavelle, Katie	g	2-3	0-0	1-2	0	1	1	2	5	0	4	0	0		17
01	Butler, Kylie		3-6	2-4	1-2	0	3	3	2	9	0	3	1	0		23
21	Burchill, Kayla		1-6	1-5	0-0	1	0	1	2	3	0	2	0	0		18
23	Hutson, Gracia		0-1	0-0	0-0	0	2	2	2	0	0	1	0	0		16
25	Britton, Kaylea		0-2	0-1	1-2	0	5	5	3	1	2	0	2	0		16
32	Merrill, Rachel		1-1	0-0	1-0	1	0	1	0	2	0	2	0	0		8
40	Eisler, Jordan		0-1	0-0	0-0	0	0	0	1	0	1	0	0	0		11
Team						2	3	5								
Totals			12-39	4-17	5-13	7	25	32	23	33	6	26	5	2		200

FG % 1st Half: 4-17 23.5% 2nd half: 8-22 36.4% Game: 12-39 30.8% Deadball
 3FG % 1st Half: 2-7 28.6% 2nd half: 2-10 20.0% Game: 4-17 23.5% Rebounds
 FT % 1st Half: 3-9 33.3% 2nd half: 2-4 50.0% Game: 5-13 38.5% 3

Albany 63 • 22-8

#	Player	Total		3-Ptr		Rebounds			PF	TP	A TO Blk Stl					Min
		FG	F-GA	FG	F-GA	FT	FTA	Off Def Tot			A	TO	Blk	Stl		
25	RICHARDS,Shereesha	f	7-13	0-0	6-7	4	10	14	1	20	1	1	0	5		24
33	CARTER,Tiana-Jo	c	0-2	0-0	0-0	1	2	3	4	0	0	0	2	0		12
03	ROSARIO,Margarita	g	2-4	0-2	0-0	1	2	3	1	4	1	3	0	1		33
04	ROYALS,Sarah	g	2-7	0-0	1-3	0	1	1	0	5	3	2	0	2		22
12	TATE,Imani	g	6-11	0-0	9-12	3	5	8	2	21	0	5	0	4		29
01	COUGHLIN,Erin		0-4	0-4	0-0	0	1	1	0	0	1	0	0	0		15
13	AIYALOGBE,Bose		0-3	0-0	0-0	0	0	0	0	0	0	1	0	0		6
15	FEQUIERE,Jessica		1-1	0-0	0-0	3	1	4	2	2	0	0	0	2		14
23	SAUNDERS,Zakiya		3-8	0-0	0-1	0	2	2	3	6	1	1	0	4		21
34	EDWARDS,Cassandra		1-3	0-0	3-4	3	0	3	4	5	1	0	0	2		24
Team						1	1	2								
Totals			22-56	0-6	19-27	16	25	41	17	63	8	13	2	20		200

FG % 1st Half: 11-24 45.8% 2nd half: 11-32 34.4% Game: 22-56 39.3% Deadball
 3FG % 1st Half: 0-1 0.0% 2nd half: 0-5 0.0% Game: 0-6 0.0% Rebounds
 FT % 1st Half: 11-17 64.7% 2nd half: 8-10 80.0% Game: 19-27 70.4% 1

Officials: Kathleen Lynch, Pastor Torres, Carlos Alvarez
 Technical fouls: Vermont-None. Albany-None.

Attendance:
 #2 Albany vs. #7 Vermont in America East Tournament Quarterfinals

Score by periods	1st	2nd	Total
Vermont	13	20	33
Albany	33	30	63

	In	Off	2nd	Fast	Bench
Points	Paint	T/O	Chance	Break	
VERMONT	12	6	6	0	15
ALBANY	38	29	10	10	13

Last FG - VERMONT 2nd-00:27, ALBANY 2nd-01:54.
 Largest lead - VERMONT by 2 1st-18:01, ALBANY by 38 2nd-07:27.
 VERMONT led for 01:51, ALBANY led for 35:27. Game was tied for 02:42.

Score tied - 1 time.
 Lead changed - 3 times.

UAlbany Awards

POSTSEASON HONORS

MAJOR AWARDS

Player of the Year

Shereesha Richards, 2013-14, 2014-15
Ebony Henry, 2012-13

Defensive Player of the Year

Shereesha Richards, 2014-15 (Co)
Ebony Henry, 2012-13
Ebony Henry, 2011-12
Ebony Henry, 2010-11

Sixth Player of the Year

Imani Tate, 2014-15

Rookie of the Year

Shereesha Richards, 2012-13

Scholar-Athlete of the Year

Julie Forster, 2012-13
Cara Caffell, 2001-02

Coach of the Year

Katie Abrahamson-Henderson, 2013-14,
2012-13, 2011-12
Trina Patterson, 2007-08

ALL-CONFERENCE SELECTIONS

First Team

Megan Craig, 2013-14
Shereesha Richards, 2013-14, 2014-15
Julie Forster, 2012-13
Ebony Henry, 2012-13, 2011-12, 2010-11, 2009-10
Danielle Hutcheson, 2004-05, 2003-04

Second Team

Imani Tate, 2014-15
Julie Forster, 2011-12
Gia Sanders, 2007-08
Danielle Hutcheson, 2002-03
Jess McGinlay, 2002-03

Third Team

Sarah Royals, 2014-15
Tammy Phillip, 2013-14
Megan Craig, 2012-13
Lindsey Lowrie, 2012-13
Julie Forster, 2010-11
Charity Iromuanya, 2009-10
Kristin Higy, 2007-08

ALL-DEFENSIVE TEAM SELECTIONS

Shereesha Richards, 2013-14, 2014-15
Megan Craig, 2013-14
Tammy Phillip, 2013-14
Julie Forster, 2012-13, 2011-12, 2010-11
Ebony Henry, 2012-13, 2011-12, 2010-11, 2009-10
Charity Iromuanya, 2009-10
Gia Sanders, 2007-08, 2006-07

ALL-ACADEMIC TEAM SELECTIONS

Sarah Royals, 2013-14
Julie Forster, 2012-13, 2011-12, 2010-11
Gia Sanders, 2007-08

ALL-ROOKIE TEAM SELECTIONS

Tiana-Jo Carter, 2014-15
Shereesha Richards, 2012-13
Julie Forster, 2009-10
Ebony Henry, 2009-10
Janea Aiken, 2007-08

ALL-TOURNAMENT TEAM SELECTIONS

2013-14: Megan Craig, Shereesha Richards
Most Outstanding Performer: Shereesha Richards

2012-13: Megan Craig, Julie Forster, Ebony Henry,
Lindsey Lowrie

Most Outstanding Performer: Megan Craig

2011-12: Erin Brown, Cassandra Callaway, Julie Forster, Ebony Henry
Most Outstanding Performer: Ebony Henry

2003-04: Alicia Learn

2014-15 UAlbany Women's Basketball Game Notes - vs. UMBC 3/8, AE Semifinals

2014-15 UAlbany Women's Basketball UAlbany Points-Rebounds-Assists (as of Mar 07, 2015) All games

Opponent	Date	Score	01 COUGHLIN,E	03 ROSARIO,MA	04 ROYALS,SAR	12 TATE,IMANI	13 AIYALOGBE,	15 FEQUIERE,J	23 SAUNDERS,Z
ST. FRANCIS BROOKLYN	11/14/14	90-47	w	3-3-2	16-1-2	9-1-4	22-9-1	1-2-0	8-6-0
at Penn State	11/16/14	54-53	w	0-0-0	6-3-2	7-1-5	6-15-1	DNP	DNP
at WKU	11/20/14	54-63	L	0-2-0	0-0-3	6-3-1	14-8-3	DNP	DNP
at Canisius	11/26/14	64-59	w	3-0-1	6-0-3	4-0-4	21-6-0	0-0-0	7-3-0
HOFSTRA	12/02/14	55-65	L	3-0-0	10-2-4	7-4-2	6-4-3	DNP	2-0-1
at Colgate	12/06/14	67-48	w	11-0-1	7-0-6	5-2-4	13-3-2	0-0-0	2-2-0
at Marist	12/10/14	58-61	L	12-5-0	3-2-1	3-1-3	17-6-2	DNP	0-1-0
at Siena College	12/13/14	76-57	w	5-5-3	1-2-3	9-1-3	20-5-3	DNP	2-1-0
at Quinnipiac	12/15/14	62-66	L	4-1-0	0-0-0	11-4-2	13-5-6	DNP	DNP
at Pepperdine	12/19/14	62-36	w	0-3-1	3-2-4	7-5-2	15-7-4	0-2-0	3-0-0
at Cal State Fullerton	12/21/14	71-49	w	3-0-0	6-2-3	8-3-9	14-4-3	0-0-0	2-2-0
NORTHEASTERN	12/28/14	67-70	L	DNP	0-2-2	14-0-5	10-2-0	DNP	2-1-0
at North Carolina	12/30/14	56-71	L	DNP	1-1-3	4-2-3	7-3-2	DNP	DNP
at MAINE	01/03/15	49-43	w	0-0-1	0-3-2	8-2-7	12-5-1	DNP	DNP
NEW HAMPSHIRE	01/07/15	76-65	w	8-1-1	3-1-3	17-4-6	11-5-4	DNP	DNP
at UMass Lowell	01/11/15	78-50	w	9-0-0	0-3-4	16-4-6	8-2-1	0-0-0	0-0-0
at Binghamton	01/14/15	82-49	w	3-0-1	0-2-0	16-3-8	14-6-2	4-2-0	2-0-0
STONY BROOK	01/19/15	69-59	w	0-0-0	5-2-1	9-4-7	14-2-4	DNP	DNP
at UMBC	01/22/15	72-62	w	0-3-1	6-1-2	5-1-5	11-5-5	DNP	DNP
HARTFORD	01/25/15	82-58	w	0-0-1	6-2-0	7-3-9	30-15-4	DNP	DNP
at Vermont	01/29/15	89-48	w	11-1-0	0-2-2	15-6-7	8-2-1	2-2-0	4-8-0
MAINE	02/01/15	44-52	L	0-0-0	0-5-2	10-2-1	10-6-0	DNP	0-1-0
at New Hampshire	02/04/15	74-48	w	9-2-2	0-2-2	12-1-2	17-10-1	1-0-0	2-0-0
UMASS LOWELL	02/07/15	93-57	w	3-1-1	2-2-2	11-0-5	12-4-4	6-2-0	7-0-0
BINGHAMTON	02/11/15	75-53	w	0-1-2	4-1-2	8-4-5	6-12-1	4-3-0	2-3-0
UMBC	02/18/15	84-68	w	0-0-0	2-3-1	14-3-5	16-6-5	DNP	2-3-0
at Stony Brook	2/22/15	64-68	L	0-0-0	3-2-2	11-1-2	12-3-2	DNP	0-0-0
at HARTFORD	02/26/15	65-50	w	0-0-1	6-5-2	7-4-3	17-4-3	DNP	DNP
VERMONT	03/01/15	76-48	w	0-0-0	7-3-2	11-3-2	27-8-2	3-0-0	0-0-0
vs Vermont	3-7-15	63-33	w	0-1-1	4-3-1	5-1-3	21-8-0	0-0-0	2-4-0

Opponent	Date	Score	25 RICHARDS,S	33 CARTER,TIA	34 EDWARDS,CA
ST. FRANCIS BROOKLYN	11/14/14	90-47	w	10-4-2	4-7-0
at Penn State	11/16/14	54-53	w	27-14-3	6-11-0
at WKU	11/20/14	54-63	L	21-8-1	10-8-0
at Canisius	11/26/14	64-59	w	17-5-0	6-3-1
HOFSTRA	12/02/14	55-65	L	22-8-1	5-5-0
at Colgate	12/06/14	67-48	w	14-13-3	11-5-1
at Marist	12/10/14	58-61	L	15-12-2	8-12-0
at Siena College	12/13/14	76-57	w	20-7-2	16-3-0
at Quinnipiac	12/15/14	62-66	L	17-13-2	14-10-1
at Pepperdine	12/19/14	62-36	w	16-5-1	7-5-0
at Cal State Fullerton	12/21/14	71-49	w	13-8-1	7-4-1
NORTHEASTERN	12/28/14	67-70	L	19-10-1	6-5-0
at North Carolina	12/30/14	56-71	L	34-9-0	7-10-0
at MAINE	01/03/15	49-43	w	21-9-2	0-4-0
NEW HAMPSHIRE	01/07/15	76-65	w	15-11-2	8-7-0
at UMass Lowell	01/11/15	78-50	w	26-8-1	6-3-0
at Binghamton	01/14/15	82-49	w	24-14-0	7-7-1
STONY BROOK	01/19/15	69-59	w	21-7-0	6-6-1
at UMBC	01/22/15	72-62	w	29-14-1	3-6-0
HARTFORD	01/25/15	82-58	w	39-8-1	0-5-0
at Vermont	01/29/15	89-48	w	31-8-0	4-0-0
MAINE	02/01/15	44-52	L	15-8-1	5-9-0
at New Hampshire	02/04/15	74-48	w	12-10-0	7-2-0
UMASS LOWELL	02/07/15	93-57	w	31-7-2	9-0-0
BINGHAMTON	02/11/15	75-53	w	35-3-1	12-5-0
UMBC	02/18/15	84-68	w	27-11-2	5-0-0
at Stony Brook	2/22/15	64-68	L	11-3-0	7-11-0
at HARTFORD	02/26/15	65-50	w	16-9-0	9-8-0
VERMONT	03/01/15	76-48	w	16-6-1	0-3-1
vs Vermont	3-7-15	63-33	w	20-14-1	0-3-0

2014-15 UAlbany Women's Basketball Game Notes - vs. UMBC 3/8, AE Semifinals

2014-15 UAlbany Women's Basketball UAlbany Combined Team Statistics (as of Mar 01, 2015) Conference games

RECORD:	OVERALL	HOME	AWAY	NEUTRAL
ALL GAMES	14-2	7-1	7-1	0-0
CONFERENCE	14-2	7-1	7-1	0-0
NON-CONFERENCE	0-0	0-0	0-0	0-0

#	Player	gp-gs	min	avg	Total		3-Point		F-Throw		Rebounds				pf	dq	a	to	blk	stl	pts	avg
					fg-fga	fg%	3fg-fga	3fg%	ft-fa	ft%	off	def	tot	avg								
25	RICHARDS,Shereesha	16-16	553	34.6	138-223	.619	0-0	.000	93-115	.809	38	98	136	8.5	37	1	14	45	7	38	369	23.1
12	TATE,Imani	16-6	438	27.4	87-179	.486	0-1	.000	51-64	.797	38	57	95	5.9	50	1	40	40	0	31	225	14.1
04	ROYALS,Sarah	16-16	508	31.8	58-132	.439	6-15	.400	55-79	.696	7	38	45	2.8	30	1	80	32	2	27	177	11.1
23	SAUNDERS,Zakiya	16-13	474	29.6	71-150	.473	0-2	.000	24-26	.923	18	41	59	3.7	28	1	75	40	3	29	166	10.4
33	CARTER,Tiana-Jo	16-9	341	21.3	35-69	.507	0-0	.000	18-28	.643	37	39	76	4.8	58	5	3	23	21	8	88	5.5
13	AIYALOGBE,Bose	7-0	39	5.6	7-11	.636	0-0	.000	6-8	.750	4	5	9	1.3	6	0	0	4	0	0	20	2.9
03	ROSARIO,Margarita	16-16	397	24.8	13-42	.310	10-27	.370	8-9	.889	6	33	39	2.4	21	0	29	20	0	24	44	2.8
01	COUGHLIN,Erin	16-0	177	11.1	15-44	.341	13-41	.317	0-2	.000	2	7	9	0.6	7	0	11	8	0	4	43	2.7
15	FEQUIERE,Jessica	10-0	82	8.2	8-21	.381	1-5	.200	2-4	.500	5	10	15	1.5	11	0	0	7	1	6	19	1.9
34	EDWARDS,Cassandra	13-4	191	14.7	10-23	.435	0-0	.000	1-7	.143	15	14	29	2.2	30	2	6	7	3	4	21	1.6
Team											24	33	57					9				
Total.....		16	3200		442-894	.494	30-91	.330	258-342	.754	194	375	569	35.6	278	11	258	235	37	171	1172	73.2
Opponents.....		16	3200		312-792	.394	93-286	.325	161-247	.652	151	305	456	28.5	317	-	202	320	51	101	878	54.9

TEAM STATISTICS	ALBANY	OPP	Date	Opponent	Score	Att.
SCORING	1172	878	* 01/03/15	at MAINE	w 49-43	2029
Points per game	73.2	54.9	* 01/07/15	NEW HAMPSHIRE	w 76-65	380
Scoring margin	+18.4	-	* 01/11/15	at UMass Lowell	w 78-50	157
FIELD GOALS-ATT	442-894	312-792	* 01/14/15	at Binghamton	w 82-49	1235
Field goal pct	.494	.394	* 01/19/15	STONY BROOK	w 69-59	1007
3 POINT FG-ATT	30-91	93-286	* 01/22/15	at UMBC	w 72-62	395
3-point FG pct	.330	.325	* 01/25/15	HARTFORD	w 82-58	2185
3-pt FG made per game	1.9	5.8	* 01/29/15	at Vermont	w 89-48	382
FREE THROWS-ATT	258-342	161-247	* 02/01/15	MAINE	L 44-52	986
Free throw pct	.754	.652	* 02/04/15	at New Hampshire	w 74-48	487
F-Throws made per game	16.1	10.1	* 02/07/15	UMASS LOWELL	w 93-57	3471
REBOUNDS	569	456	* 02/11/15	BINGHAMTON	w 75-53	1925
Rebounds per game	35.6	28.5	* 02/18/15	UMBC	w 84-68	548
Rebounding margin	+7.1	-	* 2/22/15	at Stony Brook	L 64-68	1098
ASSISTS	258	202	* 02/26/15	at HARTFORD	w 65-50	1492
Assists per game	16.1	12.6	* 03/01/15	VERMONT	w 76-48	824
TURNOVERS	235	320	* - Conference game			
Turnovers per game	14.7	20.0				
Turnover margin	+5.3	-				
Assist/turnover ratio	1.1	0.6				
STEALS	171	101				
Steals per game	10.7	6.3				
BLOCKS	37	51				
Blocks per game	2.3	3.2				
ATTENDANCE	11326	7275				
Home games-Avg/Game	8-1416	8-909				
Neutral site-Avg/Game	-	0-0				

Score by Periods	1st	2nd	Totals
UAlbany	526	646	1172
Opponents	367	511	878

2014-15 UAlbany Women's Basketball Game Notes - vs. UMBC 3/8, AE Semifinals

2014-15 UAlbany Women's Basketball UAlbany Combined Team Statistics (as of Mar 07, 2015) All games

RECORD:	OVERALL	HOME	AWAY	NEUTRAL
ALL GAMES	22-8	8-3	13-5	1-0
CONFERENCE	14-2	7-1	7-1	0-0
NON-CONFERENCE	8-6	1-2	6-4	1-0

#	Player	gp-gs	min	avg	Total		3-Point		F-Throw		Rebounds				pf	dq	a	to	blk	stl	pts	avg
					fg-fga	fg%	3fg-fga	3fg%	ft-fa	ft%	off	def	tot	avg								
25	RICHARDS,Shereesha	30-30	988	32.9	240-405	.593	0-2	.000	154-202	.762	89	177	266	8.9	72	1	34	80	8	77	634	21.1
12	TATE,Imani	30-13	830	27.7	165-326	.506	0-2	.000	94-120	.783	67	113	180	6.0	94	1	70	87	0	54	424	14.1
04	ROYALS,Sarah	30-25	908	30.3	90-232	.388	9-36	.250	87-135	.644	16	57	73	2.4	51	1	130	79	2	45	276	9.2
23	SAUNDERS,Zakiya	30-19	763	25.4	103-221	.466	0-2	.000	30-36	.833	33	62	95	3.2	66	1	106	79	3	57	236	7.9
33	CARTER,Tiana-Jo	30-20	699	23.3	79-160	.494	0-0	.000	37-60	.617	70	97	167	5.6	114	10	7	53	33	18	195	6.5
03	ROSARIO,Margarita	30-24	765	25.5	31-93	.333	24-70	.343	21-27	.778	11	48	59	2.0	44	0	66	42	0	35	107	3.6
01	COUGHLIN,Erin	28-8	393	14.0	29-98	.296	26-93	.280	3-6	.500	4	25	29	1.0	18	0	20	23	0	10	87	3.1
15	FEQUIERE,Jessica	20-0	173	8.7	19-44	.432	3-12	.250	8-14	.571	16	19	35	1.8	24	0	1	14	1	11	49	2.5
13	AIYALOGBE,Bose	13-0	74	5.7	7-16	.438	0-0	.000	7-11	.636	4	9	13	1.0	11	0	0	9	0	1	21	1.6
34	EDWARDS,Cassandra	27-11	407	15.1	17-45	.378	0-0	.000	8-20	.400	32	31	63	2.3	57	2	12	17	4	12	42	1.6
Team											58	52	110		1		19					
Total.....		30	6000		780-1640	.476	62-217	.286	449-631	.712	400	690	1090	36.3	552	16	446	502	51	320	2071	69.0
Opponents.....		30	6000		577-1479	.390	173-524	.330	329-501	.657	306	570	876	29.2	596	-	376	605	114	219	1656	55.2

TEAM STATISTICS	ALBANY	OPP
SCORING	2071	1656
Points per game	69.0	55.2
Scoring margin	+13.8	-
FIELD GOALS-ATT	780-1640	577-1479
Field goal pct	.476	.390
3 POINT FG-ATT	62-217	173-524
3-point FG pct	.286	.330
3-pt FG made per game	2.1	5.8
FREE THROWS-ATT	449-631	329-501
Free throw pct	.712	.657
F-Throws made per game	15.0	11.0
REBOUNDS	1090	876
Rebounds per game	36.3	29.2
Rebounding margin	+7.1	-
ASSISTS	446	376
Assists per game	14.9	12.5
TURNOVERS	502	605
Turnovers per game	16.7	20.2
Turnover margin	+3.4	-
Assist/turnover ratio	0.9	0.6
STEALS	320	219
Steals per game	10.7	7.3
BLOCKS	51	114
Blocks per game	1.7	3.8
ATTENDANCE	13987	25159
Home games-Avg/Game	11-1272	18-1398
Neutral site-Avg/Game	-	1-0

Score by Periods	1st	2nd	Totals
UAlbany	938	1133	2071
Opponents	738	918	1656

Date	Opponent		Score	Att.
11/14/14	ST. FRANCIS BROOKLYN	w	90-47	1290
11/16/14	at Penn State	w	54-53	8607
11/20/14	at WKU	L	54-63	1296
11/26/14	at Canisius	w	64-59	715
12/02/14	HOFSTRA	L	55-65	548
12/06/14	at Colgate	w	67-48	370
12/10/14	at Marist	L	58-61	1417
12/13/14	at Siena College	w	76-57	512
12/15/14	at Quinnipiac	L	62-66	423
12/19/14	at Pepperdine	w	62-36	311
12/21/14	at Cal State Fullerton	w	71-49	110
12/28/14	NORTHEASTERN	L	67-70	823
12/30/14	at North Carolina	L	56-71	4123
* 01/03/15	at MAINE	w	49-43	2029
* 01/07/15	NEW HAMPSHIRE	w	76-65	380
* 01/11/15	at UMass Lowell	w	78-50	157
* 01/14/15	at Binghamton	w	82-49	1235
* 01/19/15	STONY BROOK	w	69-59	1007
* 01/22/15	at UMBC	w	72-62	395
* 01/25/15	HARTFORD	w	82-58	2185
* 01/29/15	at Vermont	w	89-48	382
* 02/01/15	MAINE	L	44-52	986
* 02/04/15	at New Hampshire	w	74-48	487
* 02/07/15	UMASS LOWELL	w	93-57	3471
* 02/11/15	BINGHAMTON	w	75-53	1925
* 02/18/15	UMBC	w	84-68	548
* 2/22/15	at Stony Brook	L	64-68	1098
* 02/26/15	at HARTFORD	w	65-50	1492
* 03/01/15	VERMONT	w	76-48	824
3-7-15	vs Vermont	w	63-33	0

* - Conference game