



UNIVERSITY AT ALBANY

2013-14 WOMEN'S BASKETBALL



Contact: Dave Vatz • Assistant Director of Media Relations
Office: 518-442-3072 • Cell: 518-391-5165 • Email: dvatz@albany.edu

2013-14 Schedule/Results

NOVEMBER (6-0)

8	at Siena [^]	W 69-42
10	WESTERN MICHIGAN	W 77-61
14	MARIST	W 69-59
20	CAL ST. FULLERTON	W 71-49
24	DELAWARE STATE	W 87-71
27	at Providence	W 70-60

DECEMBER (3-2)

4	at Dartmouth	W 81-59
10	at NJIT	W 75-64
15	QUINNIPIAC	L 74-53
19	at #2 Duke	L 80-51
22	COLGATE	W 64-50

JANUARY (9-1)

1	at Hofstra	L 60-56
4	at Northeastern	W 75-66
9	at Vermont*	W 94-49
12	at Hartford*	W 69-52
16	at UMass Lowell*	W 87-50
18	MAINE*	W 84-56
20	at Binghamton*	W 66-36
23	NEW HAMPSHIRE*	W 88-47
28	UMBC*	W 65-39
30	at Stony Brook*	W 66-51

FEBRUARY (7-0)

1	VERMONT*	W 69-52
4	UMASS LOWELL*	W 93-47
7	HARTFORD*	W 90-68
11	at UMBC*	W 56-46
16	at Maine*	W 58-56
19	BINGHAMTON*	W 86-35
26	at New Hampshire*	W 60-47

MARCH

1	STONY BROOK*	2 P.M.
7	A-EAST QUARTERS	TBD
9	A-EAST SEMIS	TBD
10	A-EAST FINAL	4 P.M.

Home games in **BOLD CAPS (SEFCU ARENA)**

* America East Conference Opponent

[^] Times Union Center, Albany, N.Y.



GAME #29 SENIOR DAY



UAlbany (25-3, 15-0 AE) vs. Stony Brook (21-7, 12-3 AE)

Saturday, March 1, 2014

SEFCU Arena - Albany, N.Y. - 2 p.m.

UAlbany GOES FOR PERFECT AE SEASON ON SATURDAY

The Great Danes look to earn a second-straight perfect America East season, hosting Stony Brook at the SEFCU Arena on Saturday, March 1 at 2 p.m. in UAlbany's final regular season game.

UAlbany won the outright America East regular season title, its second-straight, after defeating UNH 60-47 on the road on Wednesday for its 16th-consecutive victory. The Great Danes stand at 25-3 overall and 15-0 in the America East going into Saturday. Stony Brook is tied for second in the conference at 12-3 and 21-7 overall, earning a 66-57 win over Vermont at home on Wednesday to increase its winning streak to six.

Having won the last eight meetings, UAlbany leads the all-time series 27-21. The Great Danes used a 52-point second half to defeat the Seawolves 66-51 on Long Island on January 30.

RICHARDS - NINE AMERICA EAST WEEKLY HONORS

Shereesha Richards was selected as the America East Player of the Week for the ninth time this season for the period ending January 26th after earning double digit points in a pair of America East victories. After getting her 12th double-double at Binghamton, she scored 25 points in a home win over New Hampshire.

Her nine weekly honors is the most in a single season in the America East and the most for one player in UAlbany history.

POSSIBLE STARTERS

Player	Pos.	Ht.	G/GS	PPG	RPG	Notes
#1 Erin Coughlin	G	5-9	28/15	6.6	1.3	Hit first basket of each half @ UNH
#3 Margarita Rosario	G	5-6	28/28	6.9	2.9	10 pts., GW free throws @ Maine
#14 Tammy Phillip	G	5-11	28/24	7.4	8.4	8 pts., 8 rbs., 5 asts., 4 stl. vs. BU
#25 Shereesha Richards	F	6-1	28/28	20.6	9.2	Led UA in scoring for 19th time @ UNH
#32 Megan Craig	C	6-9	26/24	12.3	5.9	8th in rebounding in AE-only games

POSSIBLE RESERVES

#4 Sarah Royals	G/F	5-9	28/16	11.4	2.6	5 asts. from UA season record, has 131
#12 Imani Tate	G	5-8	27/0	3.9	3.1	Led UAlbany with 13 pts. @ Maine
#13 Bose Aiyalogbe	G	6-0	--	--	--	Plans to redshirt in 2013-14 season
#15 Jessica Féquière	G/F	5-11	15/0	2.3	1.0	Played eight minutes @ UNH
#23 Zakiya Saunders	G	5-9	14/1	1.3	0.8	Earned first career start @ Stony Brook
#24 Keyontae Williams	G/F	5-9	23/4	1.5	0.8	3-3, 8 pts., 4 steals vs. BU
#34 Cassandra Edwards	G	5-10	20/0	1.5	1.2	Primary post player off the bench

2013-14 UALBANY WOMEN'S BASKETBALL ROSTER

No.	Name	Pos.	Ht.	Cl.	Hometown/Previous School
1	Erin Coughlin	G	5-6	So.	North Attleboro, Mass./Tabor Academy
3	Margarita Rosario	G	5-6	Jr.	Miami, Fla./Felix Varela
4	Sarah Royals	G/F	5-9	Jr.	Torrington, Conn./Torrington
12	Imani Tate	G	5-8	Fr.	Bronx, N.Y./Bishop Loughlin
13	Bose Aiyalogbe	G	6-0	Fr.	Lagos, Nigeria/Life Center Academy
14	Tammy Phillip	G	5-11	Sr.	Tortola, British Virgin Islands/Central Arizona
15	Jessica Féquière	G/F	5-11	Fr.	Montreal, Quebec/Champlain Col. St.-Lambert
23	Zakiya Saunders	G	5-9	Fr.	Fort Drum, N.Y./Carthage Central
24	Keyontae Williams	G/F	5-9	So.	Fredericksburg, Va./James Monroe
25	Shereesha Richards	F	6-1	So.	Rae Town, Jamaica/Atlantic Christian
32	Megan Craig	C	6-9	Jr.	Whangarei, New Zealand/Kamo
34	Cassandra Edwards	G	5-10	Fr.	Brampton, Ontario/Notre Dame CSS

Head Coach: Katie Abrahamson-Henderson (Iowa '90), 4th season

Assistant Coach: Mary Grimes (Siena '03), 4th season

Assistant Coach: Kelly Komara (Purdue '02), 2nd season

Assistant Coach: Tahnee Balerio (Missouri State '08), 4th season

Director of Basketball Operations: Brittany Hollingsworth (Indiana '11), 2nd season

Graduate Assistant Manager: Isoken Uzamere (Hofstra '11), 2nd season

PRONUNCIATION GUIDE

Bose Aiyalogbe: bo-SAY i-ah-LOG-bay

Megan Craig: ME-gan

Jessica Féquière: feck-e-AIR-eh

Zakiya Saunders: ZAH-key-ah

ROSTER BY CLASS

Seniors (1)

Tammy Phillip

Juniors(3)

Megan Craig
Margarita Rosario
Sarah Royals

Sophomores (3)

Erin Coughlin
Shereesha Richards
Keyontae Williams

Freshmen (5)

Bose Aiyalogbe
Cassandra Edwards
Jessica Féquière
Zakiya Saunders
Imani Tate

ROSTER BY POSITION

Guards (7)

Bose Aiyalogbe
Erin Coughlin
Cassandra Edwards
Tammy Phillip
Margarita Rosario
Zakiya Saunders
Imani Tate

Guard/Forwards (3)

Jessica Féquière
Sarah Royals
Keyontae Williams

Forwards/Centers (2)

Megan Craig
Shereesha Richards



2013-14 UAlbany Women's Basketball Game Notes - vs. Stony Brook 3/1

2013-14 America East Conference Standings

(as of 2/28)

Team	A-East	Overall	Streak
UAlbany	15-0	25-3	W-16
New Hampshire	12-3	18-10	L-1
Stony Brook	12-3	21-7	W-6
Maine	9-6	15-13	W-1
Hartford	8-7	11-17	L-1
Vermont	4-11	7-21	L-1
UMass Lowell	4-12	5-22	L-4
Binghamton	2-13	5-23	W-1
UMBC	2-13	3-24	L-2

38 STRAIGHT AE WINS - LONGEST CONFERENCE WINNING STREAK IN DIVISION I AND AE HISTORY

UAlbany has been second to none in the America East the last three years, winning its last 38 conference games, the longest current conference winning streak in Division I and the longest in America East history, surpassing Maine's streak of 37-straight from 1995 to 1997. Its last league loss came January 28th, 2012, a 62-55 loss to Hartford.

The Great Danes have not lost a league road game in over three calendar years, winning all 24 AE games away from SEFCU in that span. The last time UAlbany fell in a conference road game was on February 26th, 2011, when the Great Danes were defeated by UMBC 62-55.

UAlbany shares the longest conference winning streak with Hampton, which has won 38-straight MEAC games.

UALBANY STANDS #5 IN MID-MAJOR POLL

Still undefeated in America East play, UAlbany now is in the top-5 in the College Insider Women's Mid-Major Top 25, marking the 13th consecutive week that the Great Danes have been ranked in the top-10.

The Great Danes picked up 628 points in the poll, including a first-place vote. After being put at #22 in the preseason, UAlbany has gone as high as #4, then its highest ranking ever as a program.

RICHARDS EARNS SEASON SCORING RECORD

Shereesha Richards, a sophomore, has scored 578 points through the team's first 28 games, setting a new UAlbany single season scoring record. Averaging 20.8 points a game, she surpassed the previous program record with 15 points against Vermont on February 1st, passing Ebone Henry's mark of 473 points in 2011-12.

Richards also has the UAlbany single season field goals record this season, hitting 232 shots in 371 attempts to set the new mark.

DEFENSE!

UAlbany sports the top defense in the America East, allowing just 54.5 points a game with a 36.2% field goal percentage defense. In addition, in conference play, the defense is giving up just 48.7 points a contest in America East games.

2013-14 UALBANY WOMEN'S BASKETBALL

QUICK FACTS

GENERAL INFORMATION

Location	Albany, N.Y.
Enrollment	13,100
Founded	1844
Facility	SEFCU Arena
Capacity	4,538
Nickname	Great Danes
Colors	Purple and Gold
Conference	America East
President	Dr. Robert J. Jones
Athletic Director	Dr. Lee McElroy

COACHING STAFF

Head Coach	Katie Abrahamson-Henderson
Alma Mater	Iowa '90
UAlbany Record/Years	66-28/4th
Phone	518-442-3062
Email	coachabe@albany.edu
Assistant Coaches	Mary Grimes (Siena '03)
.....	Kelly Komara (Purdue '02)
.....	Tahnee Balerio (Missouri State '08)
Director of Operations	Brittany Hollingsworth (Indiana '11)
Graduate Assistant Manager	Isoken Uzamere (Hofstra '11)

TEAM OUTLOOK

2012-13 Record	27-4
America East Record	16-0 (1st)
Letterwinners Returning/Lost	7/5
Starters Returning/Lost	1/4

RETURNERS (7, S-starter)

Name	Ht.	Cl.	Pos.	Stats
Sarah Royals (S)	5-9	Jr.	G/F	4.6 ppg, 3.7 apg
Megan Craig	6-9	Jr.	C	10.6 ppg, 4.8 rpg, 28 blks
Shereesha Richards	6-1	So.	F	10.2 ppg, 8.4 rpg, 2.1 spg
Margarita Rosario	5-6	Jr.	G	2.2 ppg, 2.1 apg, 1.6 rpg
Tammy Phillip	5-11	Sr.	G	2.3 ppg, 3.5 rpg
Keyonta Williams	5-9	So.	G/F	1.2 ppg, 0.6 rpg
Erin Coughlin	5-6	So.	G	1.4 ppg, 0.4 rpg

NEWCOMERS (5)

Name	Ht.	Pos.	Hometown/High School
Bose Aiyalogbe	6-0	G	Lagos, Nigeria/Life Center Acad.
Cassandra Edwards	5-10	G	Brampton, Ontario/Notre Dame CSS
Jessica Féquière	5-11	G/F	Montreal, Quebec/Champlain College
Zakiya Saunders	5-9	G	Fort Drum, N.Y./Carthage Central
Imani Tate	5-8	G	Bronx, N.Y./Bishop Loughlin

MEDIA RELATIONS

Asst. Director of Media Relations/WBB Contact	Dave Vatz
E-mail	dvatz@albany.edu
Office Phone	518-442-3072
Cell Phone	518-391-5165
SID Fax	518-442-3139
Director of Media Relations	Lizzie Barlow
Asst. Director of Media Relations	Brooke Rayder
Graduate Assistant	John Reilly
Website	www.UAlbanySports.com
Twitter	@UAlbanySports
Facebook	www.facebook.com/ualbanysports
SID Mailing Address	PE 307
.....	1400 Washington Avenue
.....	Albany, N.Y. 12222

2013-14 UAlbany Women's Basketball Game Notes - vs. Stony Brook 3/1

UAlbany	Tale of the Tape	SB
25-3	Overall Record	21-7
15-0	Conference Record	12-3
W-16	Streak	W-6
72.5	Points Per Game	66.2
54.5	Points Allowed Per Game	59.8
+18.0	Scoring Margin	+6.4
40.1	Rebounds Per Game	41.4
29.4	Opp. Rebounds Per Game	32.8
+10.7	Rebounding Margin	+8.4
47.4%	Field Goal Percentage	39.4%
36.2%	Opp. Field Goal Percentage	39.1%
31.6%	3-Point Percentage	26.8%
29.9%	Opp. 3-Point Percentage	30.0%
68.2%	Free Throw Percentage	73.5%
15.6	Assists Per Game	11.2
16.9	Turnovers Per Game	15.0
19.3	Opposing Turnovers Per Game	16.9
+2.4	Turnover Margin	+1.9
10.6	Steals Per Game	8.3
2.2	Blocks Per Game	1.6

RICHARDS IS ROLLING

Shereesha Richards has dominated all comers this season, leading the conference in scoring and rebounding. Her 20.6 points a game is over five points more than second-place Sabre Proctor of Stony Brook (15.3), also sporting a league-top 9.2 boards a contest and a 62.5% field goal percentage.

In all but one of her 28 games, she has scored double digit points, including a career-high 41 points against Vermont for the all-time single game record at UAlbany. Richards led all scorers against Duke with 24 points.

ROYALS - ALL-AROUND THREAT

Sarah Royals has stepped into her new role this season, serving as a point guard and a strong scoring threat. She leads the conference with 4.7 assists per game, with teammate **Margarita Rosario** being second with 4.2, and is 13th in scoring with 11.4 points per game. She also leads the league in free throw attempts with 187 and makes with 133, shooting 71.1% from the charity stripe.

CRAIG IS CRUSHING THE COMPETITION

In four of her last eight games, **Megan Craig** has earned a double-double, combining for 131 points and 76 rebounds in those games, making 59 shots and shooting 60.8% from the field in those games. This season, Craig has earned 15 double digit-point games.

CLEANING THE GLASS

The Great Danes have outbounded their foes in all but three games so far this season. UAlbany stands ninth in DI and first in the league with a +10.7 rebounding margin.

UAlbany has the two top players in the America East in boards a game. **Shereesha Richards** is the top in the AE and 57th in DI with 9.2 boards a game, while **Tammy Philip** is 2nd in the league and 134th in DI with 8.4 rebounds a game, getting 137 boards her last 13 games.

MIGHTY MAGS

One of just two players to start all 28 games for the Great Danes, **Margarita Rosario** has been a strong player on UAlbany's perimeter this season. She stands second in the league with 4.2 assists per game, earning a seven-plus assist game seven times this year. In addition, she is first in the league in free throw shooting at 83.1%, including hitting the eventually winning free throws at Maine on February 18, and shoots 40% from beyond the arc.

RICHARDS EARNS DOUBLE-DOUBLE RECORD...

After scoring 17 points and grabbing 10 rebounds in a win against Binghamton on January 20th, **Shereesha Richards** earned her 12th double-double of the season to set a new UAlbany single season record for double-doubles, now standing with 13 on the year.

Richards surpassed the single season record of Danielle Hutcheson, who earned 11 double-doubles in each the 2002-03, 2003-04 and 2004-05 seasons.

...CONSECUTIVE 10+ POINT GAMES RECORD...

Shereesha Richards scored double digit points in her first 25 games this season, setting a new UAlbany record. Those games included five 28+ point games, all ranking top-25 all-time of highest-scoring games by a Great Dane. The record was held by Rainny Lesane, who had 24-straight in the 1984-85 season.

...AND 20+ POINT GAMES RECORD

In her career, **Shereesha Richards** has scored twenty or more points in 17 games in her career, earning a new UAlbany record. 15 of those games have come this season. No other America East player has more than 10 20+ point games this season, and just three, including Richards, has at least than six.

She surpassed the record of Megan Buchanan, who had 16 20+ point games in her UAlbany career from 1996 to 2000.

DUO APPROACHING SEASON ASSISTS RECORD

Two UAlbany players are closing in on the program single season assists record, currently held by Donna Hughes, who had 136 as a junior in the 1986-87 season. A current UAlbany junior may break it: **Sarah Royals** is not far with 131 assists this year, while **Margarita Rosario** has 117 this season.

SCOUTING THE OPPONENT:

Stony Brook is currently tied for second place in the America East with New Hampshire and has achieved its largest single season win total in the program's Division I history.

Junior forward Sabre Proctor stands second in the America East in scoring with 15.3 points a game, shooting 48.1% from the field. Averaging 11.8 points a contest, senior guard Chikilra Goodman is the league top thief and rebounder with 2.6 steals and 7.5 rebounds a game. Jessica Ogunnorin has 16 blocks, getting 8.5 points and 7.4 rebounds a contest.

2013-14 UAlbany Women's Basketball Game Notes - vs. Stony Brook 3/1

SCORING STREAKS

UAlbany's Preseason All-Conference players have scored in at least 55 consecutive games dating back to last season.

Megan Craig netted points in the final 30 games of the 2012-2013 season and stands with 56 consecutive games played with a score. **Shereesha Richards** was held without points in UAlbany's fourth contest of that season against Michigan State, since then she has scored in the last 55 games.

In addition, **Sarah Royals** has dished out an assist in each of the past 60 games dating back to her freshman year, including the entirety of the the 2012-13 season.

TOP NOTCH SHOOTING

The Great Danes rank eighth in all of Division I and first in the conference in field goal-percentage at 47.4% on the season. UAlbany has taken 1,583 shots from the field, making 751 of them thus far.

Leading the team and the America East individually in this category is **Shereesha Richards**, who stands second in all of DI with a 62.5% field goal percentage. **Megan Craig** (58.8%) is second in the America East and eighth in DI while **Tammy Phillip** jumped to ninth in the league at 43.9%.

ROYALS APPROACHING ASSISTANT ROYALTY

Sarah Royals currently has 287 assists in her career, now standing eighth all-time in University at Albany history and first among Division I Great Danes. The record at UAlbany is 375, set by Samantha Ginsberg from 1993-97. She is 18 assists from moving into seventh with Kathryn Hemlock with 305.

Last season, Royals led the team with 115 assists, and currently leads UAlbany with 131 this year. It was the best season mark since Sarah Sweetland dished out 125 assists in the 2003-04 season.

THREE OF THE LEAGUE'S TOP SCORERS

The Great Danes sport three of the top-13 scorers in the league. Only one other AE school, UMass Lowell, has three in the top-17 in scoring.

Shereesha Richards leads the conference with 20.6 points a game, scoring double digits in 27 games. **Megan Craig**, including 131 points combined her last seven games, has risen to eighth in the conference at 12.6 points a contest. **Sarah Royals** is averaging 11.4 points a contest to stand 13th in the league. UAlbany is #1 in the America East in numerous categories, including scoring with 72.5 points a game, scoring margin at +18.0 and field goal percentage at 47.4%.



2013-14 University at Albany Great Danes

Back (L to R): Assistant Coach Tahnee Balerio, Assistant Coach Mary Grimes, Head Coach Katie Abrahamson-Henderson, Cassandra Edwards, Bose Aiyalogbe, Shereesha Richards, Megan Craig, Jessica Féquière, Tammy Phillip, Imani Tate, Graduate Assistant Manager Isoken Uzamere, Assistant Coach Kelly Komara, Director of Operations Brittany Hollingsworth

Front (L to R): Sarah Royals, Keyontae Williams, Margarita Rosario, Zakiya Saunders, Erin Coughlin

2013-14 UAlbany WBB Awards

Megan Craig

- America East Player of the Week 2/10
- America East Player of the Week 1/6
- America East Preseason All-Conference Team

Sheeresha Richards

- ECAC D-I Metro/Upstate Player of the Week 1/28
- America East Player of the Week 1/27
- ECAC D-I Metro/Upstate Player of the Week 1/21
- America East Player of the Week 1/20
- ECAC D-I Metro/Upstate Player of the Week 1/14
- America East Player of the Week 1/13
- America East Player of the Week 12/23
- America East Player of the Week 12/16
- ECAC D-I Metro/Upstate Player of the Week 12/10
- America East Co-Player of the Week 12/9
- America East Player of the Week 11/25
- America East Player of the Week 11/18
- America East Player of the Week 11/11
- America East Preseason All-Conference Team

UAlbany

- Preseason #1 in America East

America East Rankings (as of: 2/28)

Team

- Scoring Offense: 1st (72.5 points per game)
- Scoring Defense: 1st (54.5 points per game)
- Scoring Margin: 1st (+18.0 points per game)
- Field Goal %: 1st (47.4%)
- Field Goal % Defense: 1st (36.2%)
- 3-Point Field Goal %: 4th (31.6%)
- 3-Point Field Goal % Defense: 3rd (29.8%)
- 3-Point Field Goals Made: 7th (3.4 per game)
- Free Throw %: 8th (68.2%)
- Rebounding Margin: 1st (+10.6)
- Blocks: 7th (2.2 blocks per game)
- Assists: 2nd (15.6 assists per game)
- Steals: 1st (10.6 steals per game)
- Turnover Margin: 2nd (+2.36)

Erin Coughlin

- 3-Pt. Field Goal %: 5th (34.9%)
- 3-Pt. Field Goals Per Game: 4th (1.9)
- Assist/Turnover Ratio: 3rd (1.7 Ratio)

Megan Craig

- Scoring: 8th (12.3 points per game)
- Rebounding: 13th (5.9 rebounds per game)
- Field Goal %: 2nd (58.8%)
- Blocks: 2nd (1.5 blocks per game)

Tammy Phillip

- Rebounding: 2nd (8.4 rebounds per game)
- Field Goal %: 9th (43.9%)
- Steals: 5th (2.0 steals per game)

Sheeresha Richards

- Scoring: 1st (20.6 points per game)
- Rebounding: 1st (9.2 rebounds per game)
- Field Goal %: 1st (62.5%)
- Steals: 4th (2.2 steals per game)

Margarita Rosario

- Free Throw %: 1st (83.1%)
- Assists: 2nd (4.2 assists per game)
- Steals: 9th (1.5 steals per game)
- Assist/Turnover Ratio: 10th (1.3 Ratio)

Sarah Royals

- Scoring: 13th (11.4 points per game)
- Assists: 1st (4.7 assists per game)
- Steals: 7th (1.6 steals per game)
- Assist/Turnover Ratio: 2nd (1.7 Ratio)

COACH ABE APPROACHING MILESTONES

UAlbany head coach Katie Abrahamson-Henderson, who has a 74.6% winning percentage at the helm of UAlbany, is just nine victories away from 100 wins with the Great Danes.

In addition, along with her five years at Missouri State, Coach Abe has amassed a 186-92 record as a head coach, just 14 wins away from 200. As a head coach, she has led her teams to five conference titles and eight winning seasons in nine years.

MEGAN'S BLOCK PARTY

Megan Craig is currently tied for seventh all-time in blocked shots in UAlbany history with 94. She is 10 blocks away from sixth place Ikeuchi Franklin at 104. The top mark at UAlbany belongs to Gia Saunders, who blocked 151 shots from 2004-2008.

TOP DOGS OF THE EMPIRE STATE

The Great Danes have gone 6-1 against in-state opponents they have faced so far this season, earning victories over Siena, Marist, Colgate, Binghamton (twice) and Stony Brook. All six wins were by double digits.

Until the loss to Hofstra, UAlbany had won its last 11 games against in-state opponents, last falling to a New York-based foe on November 9th, 2012 against Fordham.

UALBANY WINS THE ALBANY CUP FOR THE FOURTH STRAIGHT YEAR

The Great Danes opened the 2013-14 season on November 8th by dominating cross-town rival Siena at the Times Union Center 69-42, defeating the Saints for the fourth consecutive season and taking home the Albany Cup once again. The team held Siena to shoot 26.7% in the game, while going 46.3% from the field itself, including making six of its first eight baskets from beyond the arc.

Sarah Royals earned a career-high 21 points with six assists, six boards and four steals, while **Sheeresha Richards** earned a double-double with 13 points and 12 rebounds. **Margarita Rosario** shot 6-for-9 for 14 points.

CRAIG, RICHARDS EARN PRESEASON ALL-AE

Megan Craig and **Sheeresha Richards** were selected to the 2013-14 America East Preseason All-Conference Team. UAlbany stood alone with the most preseason all-conference members.

Craig earned Third Team all-conference honors last season, while Richards was an America East Co-Rookie of the Year last year.

The rest of the team includes Amber Bepko of Hartford, Kelsey Hogan of New Hampshire and Sabre Proctor of Stony Brook.

CRAIG TOWERS OVER THE COMPETITION

UAlbany junior forward **Megan Craig**, a Third Team All-America East player last season, is one of the tallest players in women's basketball at 6-foot-9. Only Pittsburgh's Marvadene Anderson, a 6-foot-11 freshman, is listed as a taller women's basketball player.

2013-14 UAlbany Women's Basketball Game Notes - vs. Stony Brook 3/1

UAlbany Starting Lineups

		1	2	3	4	5
11/8	@ Siena	Royals	Rosario	Phillip	Richards	Craig
11/10	Western Michigan	Royals	Rosario	Phillip	Richards	Craig
11/14	Marist	Royals	Rosario	Phillip	Richards	Craig
11/20	Cal State Fullerton	Royals	Rosario	Phillip	Richards	Craig
11/24	Delaware State	Royals	Rosario	Phillip	Richards	Craig
11/27	@ Providence	Royals	Rosario	Phillip	Richards	Craig
12/4	@ Dartmouth	Royals	Rosario	Phillip	Richards	Craig
12/10	@ NJIT	Rosario	Coughlin	Royals	Phillip	Richards
12/15	Quinnipiac	Rosario	Coughlin	Royals	Phillip	Richards
12/19	@ Duke	Rosario	Coughlin	Royals	Phillip	Richards
12/22	Colgate	Rosario	Coughlin	Royals	Phillip	Richards
1/1	@ Hofstra	Rosario	Royals	Phillip	Richards	Craig
1/4	@ Northeastern	Rosario	Coughlin	Williams	Richards	Craig
1/9	@ Vermont	Rosario	Coughlin	Williams	Richards	Craig
1/12	@ Hartford	Rosario	Royals	Williams	Richards	Craig
1/16	@ UMass Lowell	Rosario	Coughlin	Williams	Richards	Craig
1/18	Maine	Rosario	Coughlin	Phillip	Richards	Craig
1/20	@ Binghamton	Rosario	Royals	Phillip	Richards	Craig
1/23	New Hampshire	Rosario	Royals	Phillip	Richards	Craig
1/28	UMBC	Rosario	Royals	Phillip	Richards	Craig
1/30	@ Stony Brook	Rosario	Saunders	Phillip	Richards	Craig
2/1	Vermont	Rosario	Coughlin	Phillip	Richards	Craig
2/4	UMass Lowell	Rosario	Coughlin	Phillip	Richards	Craig
2/7	Hartford	Rosario	Coughlin	Phillip	Richards	Craig
2/11	@ UMBC	Rosario	Coughlin	Phillip	Richards	Craig
2/16	@ Maine	Rosario	Coughlin	Phillip	Richards	Craig
2/19	Binghamton	Rosario	Coughlin	Phillip	Richards	Craig
2/26	@ New Hampshire	Rosario	Coughlin	Phillip	Richards	Craig
3/1	Stony Brook					

UAlbany Leaders

		<i>Points</i>	<i>Rebounds</i>	<i>Assists</i>	<i>Blocks</i>	<i>Steals</i>
11/8	@ Siena	21-Royals	12-Richards	6-Royals	4-Craig	4-Royals/Richards
11/10	Western Michigan	25-Richards	9-Richards	5-Royals	1-Craig	4-Rosario
11/14	Marist	28-Richards	15-Richards	8-Royals	None	2-Rosario/Royals
11/20	Cal State Fullerton	22-Richards	6-Richards	8-Rosario	1-2x	3-Richards/Royals
11/24	Delaware State	28-Richards	6-3x	7-Rosario	5-Craig	3-Richards
11/27	@ Providence	19-Richards	13-Phillip	3-Rosario	3-Craig	5-Richards
12/4	@ Dartmouth	32-Richards	12-Richards	7-Royals/Rosario	1-2x	3-Richards
12/10	@ NJIT	21-Richards	11-Richards	10-Royals	None	1-3x
12/15	Quinnipiac	19-Richards	14-Richards	3-Rosario	None	2-Coughlin
12/19	@ Duke	24-Richards	7-Phillip/Richards	5-Royals	None	4-Royals
12/22	Colgate	21-Richards	14-Richards	4-Rosario	1-Craig/Richards	4-Phillip
1/1	@ Hofstra	23-Richards	16-Richards	5-Royals	1-3x	3-Richards
1/4	@ Northeastern	33-Craig	13-Phillip	5-Phillip	1-Craig	3-Royals
1/9	@ Vermont	41-Richards	11-Richards	8-Royals	1-3x	5-Royals
1/12	@ Hartford	23-Richards	18-Richards	5-Royals	2-Craig	4-Phillip
1/16	@ UMass Lowell	23-Richards	19-Phillip	7-Rosario	2-Craig	2-3x
1/18	Maine	23-Royals	11-Richards	5-Rosario	1-2x	4-Royals
1/20	@ Binghamton	17-Richards	16-Phillip	5-Rosario	1-2x	5-Rosario
1/23	New Hampshire	25-Richards	12-Phillip	7-Rosario	2-Craig	3-Tate/Edwards
1/28	UMBC	17-Phillip	9-Phillip	4-4x	1-Craig	6-Phillip
1/30	@ Stony Brook	18-Craig	12-Craig	7-Royals	3-Craig	2-3x
2/1	Vermont	22-Craig	7-Richards	6-Coughlin	2-Craig	4-Richards
2/4	UMass Lowell	29-Richards	11-Craig	7-Rosario	1-Craig	5-Richards
2/7	Hartford	19-Phillip	13-Phillip	9-Royals	1-Craig	6-Phillip
2/11	@ UMBC	23-Craig	10-Richards/Craig	6-Phillip/Royals	2-Craig	5-Phillip
2/16	@ Maine	13-Tate	10-Phillip	3-Rosario	2-Craig	2-Richards/Tate
2/19	Binghamton	20-Richards	8-Phillip/Richards	5-Phillip	2-Craig	4-3x
2/26	@ New Hampshire	16-Richards	11-Phillip	5-Royals	1-2x	4-Coughlin
3/1	Stony Brook					

2013-14 UAlbany Women's Basketball Game Notes - vs. Stony Brook 3/1

UAlbany Superlatives		National Women's Basketball Polls	
Overall	25-3	AP Top 25 (Updated: 2/24)	1. Connecticut (36)
America East	15-0		2. Notre Dame
Non-Conference	10-3		3. Louisville
Home	12-1		4. South Carolina
Away	13-2		5. Stanford
Neutral/Tournament	0-0		6. Baylor
Overtime	0-0		7. Duke
Monday	1-0		8. Penn State
Tuesday	4-0		9. Maryland
Wednesday	5-1		10. Tennessee
Thursday	5-1		11. West Virginia
Friday	2-0		12. Kentucky
Saturday	3-0		13. North Carolina State
Sunday	5-1		14. North Carolina
Leading at the half	22-0		15. Oklahoma State
Trailing at the half	3-2		16. Nebraska
Tied at the half	0-1		17. Texas A&M
UAlbany shoots 50%+ from the floor	11-0		18. California
UAlbany shoots 40-49% from the floor	11-0		19. Purdue
UAlbany shoots 40%- from the floor	3-3		20. Arizona State
Opponent shoots 50%+ from the floor	2-1		21. Michigan State
Opponent shoots 40-49% from the floor	4-1		22. Gonzaga
Opponent shoots 40%- from the floor	19-1		23. Middle Tennessee State
UAlbany shoots higher FG%	23-1		24. Rutgers
Opponent shoots higher FG%	2-2		25. Iowa
UAlbany scores 70+ points	14-0		USA Today Sports DI Coaches Poll (Updated: 2/25)
UAlbany scores 61-70 points	8-0		1. Connecticut (32)
UAlbany scores 51-60 points	3-3		2. Notre Dame
UAlbany scores 50- points	0-0		3. Louisville
Opponent scores 70+ points	1-2		4. Stanford
Opponent scores 61-70 points	4-0		5. Baylor
Opponent scores 51-60 points	8-1		6. South Carolina
Opponent scores 50- points	12-0		7. Maryland
UAlbany makes more 3-pt. FG	8-1		8. Duke
UAlbany makes fewer 3-pt. FG	15-2		9. Tennessee
UAlbany makes more free throws	20-1		10. West Virginia
UAlbany makes fewer free throws	5-2		11. North Carolina
UAlbany outrebounds opponent	24-1		12. Penn State
UAlbany outrebounded by opponent	1-1		13. Nebraska
UAlbany commits fewer turnovers	16-0		14. Oklahoma State
UAlbany commits more turnovers	8-3		15. Kentucky
Following a win	22-2		16. Texas A&M
Following a loss	2-1		17. North Carolina State
Games decided by 1-5 points	1-1		18. California
Games decided by 10+ points	23-2		19. Purdue
			20. Gonzaga
			21. Dayton
			22. Arizona State
			23. LSU
			24. Iowa State
			25. Middle Tennessee State
			College Insider Mid-Major Top 25 (Updated: 2/25)
			1. Gonzaga (27)
			2. Chattanooga (3)
			3. James Madison
			4. Bowling Green
			5. UAlbany (1)
			6. Iona
			7. Wichita State
			8. BYU
			9. Hampton
			10. Marist
			11. San Diego
			12. South Dakota State
			13. Saint Mary's
			14. Stetson
			15. Princeton
			16. Florida Gulf Coast
			17. Wright State
			18. Delaware
			19. Harvard
			20. Central Michigan
			21. Navy
			22. UT Martin
			23. Winthrop
			24. Green Bay
			25. IUPUI

2013-14 UAlbany Women's Basketball Game Notes - vs. Stony Brook 3/1

LAST MEETING (1/30/14)...

52-Point Second Half Keeps UAlbany WBB in First Place with 66-51 Win at Stony Brook

STONY BROOK, N.Y. – Down eight at the half, UAlbany scored 52 points in the second period to run past Stony Brook 66-51 and hold first place with an undefeated conference record.

With UAlbany down 4-2, Phillip hit a couple of baskets to pull UAlbany even at 6-6 by the second media timeout. The teams tugged back and forth, until at 8-8, powered by a Miranda Jenkins corner three, Stony Brook went on an 12-2 run to build a 20-12 advantage, capped by four Goodman free throws, with 34 seconds left in the 1st.

Getting to the line, Craig hit a couple of free throws with 21 seconds left, but a Sabre Proctor layup near the end of the half sent Stony Brook into the locker room up 22-14.

After a Proctor layup to start the second, UAlbany pushed to the paint, with Craig hitting a trio of layups in the resulting 9-2 span by the Great Danes, pulling the team within three 26-23 with 16:10 remaining.

At 29-23, UAlbany continued to strike at the paint, as the Great Danes went on an 10-0 run, fueled by a pair of Craig layups and capped by two more baskets from Phillip, to take a 35-29 lead.

Stony Brook struck back at 37-31, with Snow going on a personal 6-0 run, the final four off free throws on fouls on the floor, to tie the game at the under-eight mark.

Royals and Imani Tate earned chances and scored, with Craig and Richards following up with trips to the paint to put together a 9-0 run, surging UAlbany ahead 46-37.

Both teams tussled as Stony Brook tried to come back. At 47-41, Rosario buried a wing three with two on the shot clock to send UAlbany back up by nine at 3:22 left. Following Goodman hitting a three on the next possession, UAlbany held for a couple of minutes, using a Royals layup and one to send the team back up by nine 50-41 with 2:14 left.

Stony Brook fouled UAlbany to send the Great Danes to the line. Rosario, Royals and Phillip all hit free throws down the stretch to keep UAlbany ahead as the Great Danes took the win 66-51.

Official Basketball Box Score -- Game Totals -- Final Statistics															
ALBANY vs Stony Brook															
1/30/14 7 pm at Stony Brook, N.Y. (Pritchard Gym)															
ALBANY 66 • 18-3, 8-0 AE															
##	Player	Total		3-Ptr		Rebounds			PF	TP	A	TO	Blk	Stl	Min
		FG-FGA	FG-FGA	FT-FTA	Off	Def	Tot								
25	RICHARDS, Shereesha	f	3-8	0-0	5-5	1	4	5	4	11	1	2	0	0	24
32	CRAIG, Megan	c	8-14	0-0	2-3	4	8	12	5	18	0	2	3	0	37
03	ROSARIO, Margarita	g	1-3	1-2	4-4	2	1	3	3	7	4	1	0	0	24
14	PHILLIP, Tammy	g	5-7	0-1	2-2	1	7	8	1	12	1	0	0	2	31
23	SAUNDERS, Zakiya	g	1-3	0-0	0-0	0	0	0	1	2	0	2	0	1	10
01	COUGHLIN, Erin		1-4	0-3	0-0	0	0	0	2	2	1	4	0	2	13
04	ROYALS, Sarah		2-8	0-1	6-12	0	3	3	3	10	7	3	0	0	34
12	TATE, Imani		1-5	0-0	2-3	3	3	6	2	4	1	3	0	2	25
24	WILLIAMS, Keyontae		0-0	0-0	0-0	0	1	1	1	0	0	0	0	0	2
Team						3	3	6			1				
Totals			22-52	1-7	21-29	14	30	44	22	66	15	18	3	7	200
FG % 1st Half:		6-25	24.0%	2nd half:	16-27	59.3%	Game:		22-52	42.3%	Deadball				
3FG % 1st Half:		0-3	0.0%	2nd half:	1-4	25.0%	Game:		1-7	14.3%	Rebounds		2		
FT % 1st Half:		2-4	50.0%	2nd half:	19-25	76.0%	Game:		21-29	72.4%					
Stony Brook 51 • 15-6, 6-2 AE															
##	Player	Total		3-Ptr		Rebounds			PF	TP	A	TO	Blk	Stl	Min
		FG-FGA	FG-FGA	FT-FTA	Off	Def	Tot								
03	OGUNNORIN, Jessica	f	2-12	0-4	1-3	2	2	4	3	5	1	1	0	2	36
13	PROCTOR, Sabre	f	3-7	0-2	0-2	0	2	2	5	6	1	2	0	1	24
20	SNOW, Brittany	f	3-9	0-1	4-4	2	2	4	4	10	0	2	0	0	31
14	JENKINS, Miranda	g	3-5	1-2	2-2	3	2	5	4	9	0	1	0	0	33
32	GOODMAN, Chikilra	g	4-16	3-7	6-9	3	8	11	3	17	3	5	0	3	36
11	BAYNE-WALKER, Kori		2-5	0-0	0-2	0	2	2	1	4	1	3	0	1	25
12	HARRIS, Teasha		0-1	0-1	0-0	0	1	1	5	0	3	2	0	2	12
23	HANLON, Kim		0-0	0-0	0-0	0	0	0	2	0	0	0	0	0	3
Team						4	3	7			1				
Totals			17-55	4-17	13-22	14	22	36	27	51	9	17	0	9	200
FG % 1st Half:		7-23	30.4%	2nd half:	10-32	31.3%	Game:		17-55	30.9%	Deadball				
3FG % 1st Half:		1-7	14.3%	2nd half:	3-10	30.0%	Game:		4-17	23.5%	Rebounds		3		
FT % 1st Half:		7-14	50.0%	2nd half:	6-8	75.0%	Game:		13-22	59.1%					
Officials: Kevin Ruland, Reggie Fowler, Jerome Skrine															
Technical fouls: ALBANY-None. Stony Brook-None.															
Attendance: 408															
Score by periods				1st	2nd	Total									
ALBANY				14	52	66									
Stony Brook				22	29	51									

Coach Katie Abrahamson-Henderson

4th Year at UAlbany

2011-12, 2012-13 America East Coach of the Year



Katie Abrahamson-Henderson enters her fourth season at the helm of the Great Dane program after coaching the University at Albany to its best season in DI history, going 27-4 with a perfect 16-0 conference record and winning a second-straight America East championship.

Abrahamson-Henderson, the 10th head coach in the UAlbany program's history, was previously the associate head coach at Indiana University. She also served as Missouri State University's head coach from 2002-07, leading that program to three NCAA Tournament appearances. In her coaching career, she has helped four different teams reach the NCAA Tournament and six reach postseason play.

The Great Danes dominated all conference opposition in the 2012-13 season with a 27-4 overall record, winning all games against America East opponents including 16 regular season games and all league championship contests. UAlbany became the first team to go undefeated in the America East and win the conference since the 1995-96 season. Abrahamson-Henderson earned America East Coach of the Year honors for her efforts. Ebone Henry was named the America East Co-Player of the Year and Defensive Player of the Year with 13.8 points, 5.1 rebounds and 2.8 steals per game, while Shereesha Richards was selected as the league's Co-Rookie of the Year with 10.2 points and 5.9 rebounds a game, shooting 61.1% off the bench. In addition, Julie Forster joined Henry on the All-Conference First Team, while Megan Craig and Lindsay Lowrie earned All-America East Third Team.

After posting a record turnaround in her first season with the Great Danes, Abrahamson-Henderson led UAlbany to its then-best record in Division I history in the 2011-12, going 23-10 overall. The Great Danes brought home their first-ever America East Conference title, and represented the league in the NCAA Tournament. UAlbany visited defending National Champions Texas A&M, and held with the Aggies for most of the game, showing how far the program has come in a short period of time.

Abrahamson-Henderson coached Ebone Henry to back-to-back America East Defensive Player of the Year honors. Henry was joined by Julie Forster on the All-Defensive Team, and both were All-Conference selections. Both Henry and Forster were named to the 2012-13 All-Conference Preseason Team, and the Great Danes were chosen to repeat as league champions, the first time UAlbany has been picked first in the preseason poll. Abrahamson-Henderson is also continuing a tradition of developing strong student-athletes, as Forster has earned a spot on two straight All-Academic Teams, and was named to the Capital One District I Academic All-America Team last season.

At Missouri State, she guided that program to three Missouri Valley Conference tournament championships, two MVC regular-season titles and three NCAA berths. The Bears, who also won the 2005 WNIT championship, posted a 95-61 record during her five seasons. In addition, she coached a pair of MVC players of the year, 11 all-conference honorees, two of the program's all-time leading scorers, three players who went on to professional careers, and 13 MVC scholar-athletes.

Abrahamson-Henderson and her husband, Michael, have two daughters, Savannah and Brooklyn. Michael also had a celebrated college basketball career and eventually played for the Harlem Globetrotters. He led Long Island-C.W. Post to a pair of NCAA Tournaments and scored 1,173 career points from 1981-84.

Year-by-Year Coaching Record

Year	School	Record
13-14	UAlbany	25-3
12-13	UAlbany	27-4, AE Title
11-12	UAlbany	23-10, AE Title
10-11	UAlbany	16-14
Overall UAlbany Record: 91-31		
09-10	Indiana (A-HC)	14-16
08-09	Indiana (A-HC)	21-11
07-08	Washington (Asst.)	13-18
06-07	Missouri St.	7-21
05-06	Missouri St.	17-15, MVC Title
04-05	Missouri St.	25-8
03-04	Missouri St.	28-4, MVC Title
02-03	Missouri St.	18-13, MVC Title
01-02	Michigan St. (A-HC)	19-13
00-01	Michigan St. (A-HC)	10-18
99-00	Iowa St. (Asst.)	27-6, Big 12 Title
98-99	Iowa St. (Asst.)	25-8
97-98	Iowa St. (Asst.)	25-8
96-97	Iowa St. (Asst.)	17-12
95-96	Iowa St. (Asst.)	17-10
94-95	Iowa St. (Asst.)	8-19
93-94	Maine (Asst.)	20-7
92-93	Maine (Asst.)	9-20
91-92	Duquesne (Asst.)	8-20
90-91	Duquesne (Asst.)	6-22

Overall HC Record: 186-92


Education:

Iowa '90, B.S. in physical education
Duquesne '92, M.S. in education

Husband: Michael A. Henderson

Children: Savannah, Brooklyn

2013-14 UAlbany Women's Basketball Game Notes - vs. Stony Brook 3/1
UAlbany Assistant Coaches




Mary Grimes - 4th Season (Siena '03)

Mary Grimes enters her fourth season as an assistant coach at the University at Albany. Grimes serves the team as a recruiting coordinator, compliance liaison and works directly with the development of guards. She also makes opponent scouting reports and assists with game preparation. Grimes worked directly with Ebone Henry, the 2013 America East Co-Player of the Year and a three-time all-conference guard.



Kelly Komara - 2nd Season (Purdue '02)

Kelly Komara enters her second season as an assistant coach at University at Albany. She works directly with the team's post players, oversees game scheduling and serves as the team's strength, conditioning and nutrition liaison. She also makes opponent scouting reports and assists with game preparation and recruiting. Komara is responsible for the development of UAlbany frontcourt players Shereesha Richards and Megan Craig.



Tahnee Balerio - 4th Season (Missouri St. '08)

Tahnee Balerio enters her fourth season at University at Albany, starting her second season as an assistant coach after serving as the director of basketball operations. She is responsible for the development of guards, the day-to-day practice schedule and ordering/distribution of equipment. She also makes opponent scouting reports and assists with game preparation and recruiting.



Brittany Hollingsworth - 2nd Season (Indiana '11)

Brittany Hollingsworth is in her second season as Director of Women's Basketball Operations at the University at Albany. Along with handling the daily operations and assisting the coaching staff with administrative duties and travel logistics, she is the team's academic and community relations liaison plus supervises all non-coaching personnel and managers for the team. She also helps monitor the team's budget and expenses.



Isoken Uzamere - 2nd Season (Hofstra '11)

Isoken Uzamere enters her second season on the UAlbany women's basketball staff as a graduate assistant manager. She is working on a Master's Degree in Interpersonal and Intercultural Communication. She coordinates the team's film exchange for upcoming games. A 6-foot-2 forward/center, she was named to the Colonial Athletic Association's All-Academic Team for three straight seasons at Hofstra.

#1 Erin Coughlin (5-6 So. G)
North Attleboro, Mass. (Tabor Academy)



2012-13: Played in 16 games as a freshman off the bench... Finished the season with 23 points and 11 assists, including going 6-18 from three-point range... Scored first collegiate points against Dartmouth (11/24)... Season-best five points against Dartmouth... Career-best four rebounds vs. NJIT (11/28).

High School: Four-year varsity basketball letterwinner and senior captain at Tabor Academy Prep School... Averaged 14.6 points, 3.1 assists, 2.3 rebounds and 1.8 steals per game as a senior... Led the Seawolves to the New England Prep School Atlantic Conference Tournament for the last four seasons... Key contributor to Tabor's two state championships and 59-4 record from 2009-11... Shot a career 43.0 percent behind the three-point arc... Was chosen as a NEPSAC Class A-B All-Star and team MVP for senior season... A head tour guide for the school... Also lettered in softball four years and soccer one year.

Personal: Intending to major in Human Biology... Daughter of Jack and Jodie Coughlin... Born Dec. 13, 1993... Has a brother, Sean and a sister, Sarah.

Career Highs

Points: 18 (@ UML, 1/16/14)
 Field Goals: 6 (@ UML, 1/16/14)
 3-Pt FG: 6 (@ UML, 1/16/14)
 Rebounds: 5 (@ Binghamton, 1/20/14)
 Assists: 6 (vs. Vermont, 2/1/14)
 Blocks: N/A
 Steals: 4 (@ UNH, 2/26/14)

Season Highs

Points: 18 (@ UML, 1/16/14)
 Field Goals: 6 (@ UML, 1/16/14)
 3-Pt FG: 6 (@ UML, 1/16/14)
 Rebounds: 5 (@ Binghamton, 1/20/14)
 Assists: 6 (vs. Vermont, 2/1/14)
 Blocks: N/A
 Steals: 4 (@ UNH, 2/26/14)

Game-by-Game Statistics

Date	Opponent	G-S	Min	FG	3FG	FT	O-D	Reb	PF	A	TO	Blk	Stl	Pts
11/8	@ Siena	1-0	10	3-5	2-4	0-0	0-0	0	0	1	0	0	0	8
11/10	Western Michigan	1-0	22	2-7	2-5	2-2	0-3	3	0	4	1	0	3	8
11/14	Marist	1-0	22	0-5	0-4	0-0	0-0	0	3	2	1	0	1	0
11/20	Cal State Fullerton	1-0	17	2-6	2-6	0-0	0-2	2	0	1	1	0	0	6
11/24	Delaware State	1-0	28	4-7	2-5	0-0	0-1	1	3	5	1	0	1	10
11/27	@ Providence	1-0	4	0-1	0-1	0-0	0-0	0	1	0	2	0	0	0
12/4	@ Dartmouth	1-0	16	0-6	0-4	0-0	0-0	0	1	0	3	0	1	0
12/10	@ NJIT	1-1	26	4-8	4-8	2-2	0-0	0	0	2	0	0	0	14
12/15	Quinnipiac	1-1	35	4-11	3-10	0-0	0-4	4	5	1	0	0	2	11
12/19	@ Duke	1-1	31	2-11	2-10	0-0	0-0	0	3	1	1	0	0	6
12/22	Colgate	1-1	26	4-9	4-8	0-0	0-1	1	1	3	0	0	2	12
1/1	@ Hofstra	1-0	26	4-10	4-10	0-0	0-3	3	5	4	2	0	1	12
1/4	@ Northeastern	1-1	18	1-6	1-6	0-0	0-1	1	3	2	0	0	1	3
1/9	@ Vermont	1-1	18	0-3	0-2	0-0	0-0	0	1	1	1	0	1	0
1/12	@ Hartford	1-0	15	2-6	1-4	0-0	0-0	0	3	2	0	0	0	5
1/16	@ UMass Lowell	1-1	17	6-8	6-8	0-0	0-2	2	2	5	1	0	0	18
1/18	Maine	1-1	22	3-6	2-4	0-0	1-2	3	2	1	1	0	1	8
1/20	@ Binghamton	1-0	22	0-7	0-7	0-0	2-3	5	0	3	1	0	2	0
1/23	New Hampshire	1-0	19	4-7	2-3	0-0	0-1	1	1	1	1	0	0	10
1/28	UMBC	1-0	15	3-6	3-5	0-0	0-1	1	2	1	1	0	1	9
1/30	@ Stony Brook	1-0	13	1-4	0-3	0-0	0-0	0	2	1	4	0	2	2
2/1	Vermont	1-1	17	0-3	0-2	0-0	0-2	2	1	6	3	0	2	0
2/4	UMass Lowell	1-1	30	3-4	3-4	0-1	0-0	0	3	5	1	0	3	9
2/7	Hartford	1-1	30	3-7	3-7	0-2	0-2	2	0	3	3	0	1	9
2/11	@ UMBC	1-1	22	1-7	1-7	0-0	0-0	0	2	0	1	0	2	3
2/16	@ Maine	1-1	21	1-2	1-2	0-0	0-0	0	3	2	3	0	1	3
2/19	Binghamton	1-1	21	3-7	2-6	0-0	0-2	2	1	2	0	0	1	8
2/26	@ New Hampshire	1-1	31	3-7	2-4	2-2	1-3	4	1	0	1	1	4	10
3/1	Stony Brook													

Career Statistics

Year	G-S	Min-Avg	FG-A	%	3FG-A	%	FT-A	%	Off-Def	Reb	Avg	Ast	TO	Blk	Stl	Pts	Avg
2012-13	16-0	87-5.4	7-21	.333	6-18	.333	3-5	.600	1-6	7	0.4	11	9	0	3	23	1.4
2013-14	28-15	594-21.2	63-176	.358	52-149	.349	6-9	.667	4-33	37	1.3	59	34	1	33	184	6.6
2014-15																	
2015-16																	
Career	44-15	681-15.5	70-197	.355	58-167	.347	9-14	.643	5-39	44	1.0	70	43	1	36	207	4.7

#3 Margarita Rosario (5-6 Jr. G)
Miami, Fla. (Felix Varela)



2012-13: Played in all 31 games for the Great Danes as a reserve point guard... made first-career start against Michigan State (11/24)... third on the team with 63 assists, adding 19 steals, 50 rebounds and 68 points... career-high 10 points in win over Hartford (2/17).

2011-12: Appeared in three games for the Great Danes... Totaled seven points with a season-high three points against Stony Brook (1/18)... Also recorded a rebound against New Hampshire in a 60-44 win (1/11)... Was 4-for-4 at the free-throw line and 1-for-1 in three-point shooting.

High School: Four-year varsity letterwinner at Felix Varela Sr. High, earning MVP and team captain status all four seasons... led Lady Vipers to a District Championship in her senior year... First Team All-Dade in final three years in high school.

Personal: Majoring in communications... Daughter of Jose Rosario and Lucia Beltre... Has a sister, Ashley, and two brothers, Carlos and William.

Career Highs

Points: 21 (vs. Del. St., 11/24/13)
 Field Goals: 6 (@ Siena, 11/8/13)
 3-Pt FG: 3 (vs. Del. St., 11/24/13)
 Rebounds: 7 (vs. Marist, 11/14/13)
 Assists: 8 (2x, last: vs. CSUF, 11/20/13)
 Blocks: 1 (3x, last: @ UML, 1/16/14)
 Steals: 5 (@ Binghamton, 1/18/14)

Season Highs

Points: 21 (vs. Del. St., 11/24/13)
 Field Goals: 6 (@ Siena, 11/8/13)
 3-Pt FG: 3 (vs. Del. St., 11/24/13)
 Rebounds: 7 (vs. Marist, 11/14/13)
 Assists: 8 (vs. CSUF, 11/20/13)
 Blocks: 1 (3x, last: @ UML, 1/16/14)
 Steals: 5 (@ Binghamton, 1/18/14)

Game-by-Game Statistics

Date	Opponent	G-S	Min	FG	3FG	FT	O-D	Reb	PF	A	TO	Blk	Stl	Pts
11/8	@ Siena	1-1	31	6-9	1-2	1-2	0-2	2	3	3	7	0	2	14
11/10	Western Michigan	1-1	26	4-6	1-3	0-0	1-4	5	4	4	3	0	4	9
11/14	Marist	1-1	33	1-9	1-3	0-0	2-5	7	0	1	2	0	2	3
11/20	Cal State Fullerton	1-1	31	1-3	0-0	2-4	0-3	3	1	8	3	0	1	4
11/24	Delaware State	1-1	40	4-5	3-3	10-10	1-5	6	1	7	6	0	1	21
11/27	@ Providence	1-1	38	2-9	0-4	7-8	1-5	6	4	3	3	1	0	11
12/4	@ Dartmouth	1-1	35	3-5	1-1	0-0	1-1	2	0	7	1	0	2	7
12/10	@ NJIT	1-1	40	2-6	2-2	2-2	0-1	1	1	7	4	0	1	8
12/15	Quinnipiac	1-1	40	1-10	1-6	0-0	1-2	3	2	3	5	0	1	3
12/19	@ Duke	1-1	29	1-3	1-2	0-0	0-0	0	2	4	8	0	2	3
12/22	Colgate	1-1	36	1-5	1-3	2-2	1-3	4	2	4	6	0	1	5
1/1	@ Hofstra	1-1	40	2-5	1-2	0-0	0-3	3	3	3	4	0	1	5
1/4	@ Northeastern	1-1	23	0-1	0-1	4-4	1-0	1	3	2	4	0	2	4
1/9	@ Vermont	1-1	21	1-4	1-1	0-0	1-1	2	3	4	2	1	3	3
1/12	@ Hartford	1-1	30	2-8	1-3	8-8	2-2	4	4	2	4	0	2	13
1/16	@ UMass Lowell	1-1	25	3-6	2-2	1-2	1-1	2	0	7	3	1	1	9
1/18	Maine	1-1	29	5-10	1-4	0-1	1-2	3	2	5	2	0	2	11
1/20	@ Binghamton	1-1	22	0-5	0-3	1-2	1-1	2	2	5	2	0	5	1
1/23	New Hampshire	1-1	32	2-6	1-2	2-2	0-3	3	1	7	2	0	1	7
1/28	UMBC	1-1	30	2-4	1-3	2-3	1-3	4	0	4	2	0	4	7
1/30	@ Stony Brook	1-1	24	1-3	1-2	4-4	2-1	3	3	4	1	0	0	7
2/1	Vermont	1-1	34	3-6	0-1	1-4	3-1	4	4	2	1	0	3	7
2/4	UMass Lowell	1-1	20	2-4	1-1	0-0	0-0	0	2	7	1	0	1	5
2/7	Hartford	1-1	19	0-0	0-0	4-4	0-0	0	4	2	3	0	0	4
2/11	@ UMBC	1-1	30	2-5	2-3	0-0	0-0	0	4	3	1	0	0	6
2/16	@ Maine	1-1	28	1-3	0-1	8-10	0-5	5	0	3	0	0	0	10
2/19	Binghamton	1-1	26	0-3	0-1	0-0	0-5	5	2	4	5	0	0	0
2/26	@ New Hampshire	1-1	24	0-5	0-1	5-6	0-1	1	4	2	2	0	1	5
3/1	Stony Brook													

Career Statistics

Year	G-S	Min-Avg	FG-A	%	3FG-A	%	FT-A	%	Off-Def	Reb	Avg	Ast	TO	Blk	Stl	Pts	Avg
2011-12	3-0	8-2.7	1-2	.500	1-1	1.000	4-4	1.000	1-0	1	0.3	0	1	0	0	7	2.3
2012-13	31-3	472-15.2	22-72	.306	11-30	.367	13-18	.722	14-36	50	1.6	63	52	0	19	68	2.2
2013-14	28-28	836-29.9	52-148	.351	24-60	.400	64-77	.831	21-60	81	2.9	117	87	3	43	192	6.9
2014-15																	
Career	61-31	1316-21.6	75-222	.338	36-95	.379	81-99	.818	36-96	132	2.2	180	140	3	62	261	4.3

#4 Sarah Royals (5-9 Jr. G/F)
Torrington, Conn. (Torrington)



2012-13: Served as one of the team's primary point guards, starting in 30 of 31 games... finished third in the America East with 3.8 assists per game, totaling a team-best 115, adding 143 points, 68 rebounds and 44 steals... earned career-high 16 points against Hartford (2/17)... scored in 29 of the team's 31 games.

2011-12: Played in all 33 games, starting three... Averaged 5.2 points on the season with seven 3-point attempts made... Also recorded 37 steals and 50 rebounds.

High School: Four-year letterwinner and senior captain at Torrington... Led the Red Raiders to the State Class L Semifinals for just the second time in school history... Two-time All-Naugatuck Valley and All-Suburban honoree after leading Naugatuck Valley League in scoring for two years... Scored 1,606 career points, finishing career as the school's all-time scoring leader.

Personal: Majoring in art and business with a concentration in marketing... Daughter of Raymond and Sharri Royals... Born April 14, 1993... Has two sisters, Jennifer and Michelle.

Career Highs

Points: 23 (vs. Maine, 1/18/14)
 Field Goals: 8 (vs. Maine, 1/18/14)
 3-Pt FG: 4 (@ Hartford, 2/17/13)
 Rebounds: 8 (vs. Marist, 11/14/13)
 Assists: 10 (2x, last: @ NJIT, 12/10/13)
 Blocks: 1 (6x, last: @ UML, 1/16/14)
 Steals: 5 (@ Vermont, 1/9/14)

Season Highs

Points: 23 (vs. Maine, 1/18/14)
 Field Goals: 8 (vs. Maine, 1/18/14)
 3-Pt FG: 3 (@ Siena, 11/8/13)
 Rebounds: 8 (vs. Marist, 11/14/13)
 Assists: 10 (@ NJIT, 12/10/13)
 Blocks: 1 (@ UML, 1/16/14)
 Steals: 5 (@ Vermont, 1/9/14)

Game-by-Game Statistics

Date	Opponent	G-S	Min	FG	3FG	FT	O-D	Reb	PF	A	TO	Blk	Stl	Pts
11/8	@ Siena	1-1	36	6-11	3-5	6-7	0-6	6	2	6	6	0	4	21
11/10	Western Michigan	1-1	25	2-4	0-0	6-6	0-1	1	2	5	0	0	0	10
11/14	Marist	1-1	38	5-10	1-2	4-7	1-7	8	1	8	0	0	2	15
11/20	Cal State Fullerton	1-1	28	4-7	1-2	3-4	0-5	5	3	7	3	0	3	12
11/24	Delaware State	1-1	31	3-5	0-0	8-9	0-4	4	4	4	3	0	0	14
11/27	@ Providence	1-1	38	5-12	0-2	7-9	1-1	2	1	2	1	0	0	17
12/4	@ Dartmouth	1-1	27	2-9	0-2	2-3	2-1	3	1	7	1	0	2	6
12/10	@ NJIT	1-1	40	5-8	0-2	3-4	0-1	1	3	10	1	0	0	13
12/15	Quinnipiac	1-1	36	5-12	0-0	5-5	0-3	3	5	2	1	0	0	15
12/19	@ Duke	1-1	35	2-4	1-2	2-2	1-2	3	1	5	8	0	4	7
12/22	Colgate	1-1	31	3-8	0-3	8-11	0-1	1	4	2	4	0	1	14
1/1	@ Hofstra	1-1	30	0-3	0-1	4-7	1-1	2	3	5	5	0	0	4
1/4	@ Northeastern	1-0	34	2-6	0-2	11-14	0-0	0	4	4	2	0	3	15
1/9	@ Vermont	1-0	32	4-7	0-1	10-14	1-2	3	2	8	2	0	5	18
1/12	@ Hartford	1-1	33	2-10	0-2	6-8	0-1	1	5	5	1	0	2	10
1/16	@ UMass Lowell	1-0	25	3-6	2-2	2-3	0-1	1	0	2	5	1	2	10
1/18	Maine	1-0	25	8-9	0-0	7-11	0-1	1	4	2	2	0	4	23
1/20	@ Binghamton	1-1	28	2-8	1-5	3-7	0-1	1	1	3	0	0	2	8
1/23	New Hampshire	1-1	25	3-6	0-0	2-4	1-1	2	2	5	2	0	0	8
1/28	UMBC	1-1	29	4-9	1-4	2-3	0-2	2	1	4	1	0	0	11
1/30	@ Stony Brook	1-0	34	2-8	0-1	6-12	0-3	3	3	7	3	0	0	10
2/1	Vermont	1-0	25	3-8	0-1	2-3	1-1	2	1	2	4	0	1	8
2/4	UMass Lowell	1-0	19	0-3	0-1	8-11	3-2	5	4	4	2	0	2	8
2/7	Hartford	1-0	31	3-6	0-0	6-10	1-0	1	2	9	2	0	3	12
2/11	@ UMBC	1-0	28	1-5	0-3	0-0	0-3	3	2	6	5	0	2	2
2/16	@ Maine	1-0	30	3-12	1-1	0-2	0-3	3	3	1	5	0	1	7
2/19	Binghamton	1-0	26	4-5	0-1	8-9	1-1	2	2	1	1	0	2	16
2/26	@ New Hampshire	1-0	26	1-6	0-1	2-2	1-2	3	1	5	5	0	1	4
3/1	Stony Brook													

Career Statistics

Year	G-S	Min-Avg	FG-A	%	3FG-A	%	FT-A	%	Off-Def	Reb	Avg	Ast	TO	Blk	Stl	Pts	Avg
2011-12	33-3	538-16.3	49-118	.415	7-25	.280	66-105	.629	10-40	50	1.5	41	70	2	37	171	5.2
2012-13	31-30	785-25.3	38-114	.333	8-23	.348	59-99	.596	12-56	68	2.2	115	90	3	44	143	4.6
2013-14	28-16	845-30.2	87-207	.420	11-46	.239	133-187	.711	15-57	72	2.6	131	75	1	46	318	11.4
2014-15																	
Career	93-49	2168-23.3	172-433	.397	26-94	.277	258-391	.660	37-153	190	2.0	287	235	6	127	616	6.6

#12 Imani Tate (5-8 Fr. G)
Bronx, N.Y. (Bishop Loughlin)



High School: Four-year letterwinner in basketball and volleyball at Bishop Loughlin... ranked #45 among guards in ESPN Class of 2017... top scorer and top-five ranked player in New York City as a senior, averaging 25 points and four rebounds a game to earn First Team All-City... Scored over 1,000 points in her career... Led the Lions to berths in the Federation, State and City Championships... Earned Second Team All-City and First Team All-Tournament honors as a junior, New York Times and Daily News honorable mention sophomore year... team captain and MVP all four years of high school... earned MVP honors in Rose Classics Summer Jam and The Mecca... earned Coaches Award and Best Offensive Player Award freshman year... MVP of the volleyball team all four years.

Personal: Undecided on a major... Daughter of Tiquon Tate and Tara Banks... Born Dec. 7, 1995... Has two sisters, Aaliyah and Allannah, and two brothers, Karriem and Malik.

Career Highs

Points: 16 (vs. Hartford, 2/7/14)
 Field Goals: 7 (vs. Hartford, 2/7/14)
 3-Pt FG: N/A
 Rebounds: 6 (4x, last: @ SBU, 1/30/14)
 Assists: 4 (@ UML, 1/16/14)
 Blocks: 1 (@ Vermont, 1/9/14)
 Steals: 3 (vs. UNH, 1/23/14)

Season Highs

Points: 16 (vs. Hartford, 2/7/14)
 Field Goals: 7 (vs. Hartford, 2/7/14)
 3-Pt FG: N/A
 Rebounds: 6 (4x, last: @ SBU, 1/30/14)
 Assists: 4 (@ UML, 1/16/14)
 Blocks: 1 (@ Vermont, 1/9/14)
 Steals: 3 (vs. UNH, 1/23/14)


Game-by-Game Statistics

Date	Opponent	G-S	Min	FG	3FG	FT	O-D	Reb	PF	A	TO	Blk	Stl	Pts
11/8	@ Siena	1-0	16	2-3	0-1	3-3	1-1	2	1	0	4	0	2	7
11/10	Western Michigan	1-0	18	1-4	0-1	2-2	0-3	3	1	1	2	0	2	4
11/14	Marist	1-0	5	0-2	0-2	0-0	0-0	0	1	0	0	0	0	0
11/20	Cal State Fullerton	1-0	20	3-8	1-3	0-0	1-2	3	3	0	0	0	0	0
11/24	Delaware State	DNP	.364	0-9	.000									
11/27	@ Providence	1-0	20	0-5	0-3	1-4	8-2	4	1	2	3	0	0	1
12/4	@ Dartmouth	1-0	30	2-21	0-0	45-1-3	11-2	3	1	1	0	0	0	5
12/10	@ NJIT	1-0	28	1-2	0-0	0-0	0-3	3	0	0	0	0	0	2
12/15	Quinnipiac	1-0	17	0-2	0-0	1-2	1-1	2	1	1	3	0	0	1
12/19	@ Duke	1-0	14	1-7	0-0	0-0	1-0	1	2	1	3	0	2	2
12/22	Colgate	1-0	11	1-2	0-0	0-0	0-4	4	0	0	0	0	0	2
1/1	@ Hofstra	1-0	7	0-1	0-0	0-0	0-1	1	0	0	2	0	0	0
1/4	@ Northeastern	1-0	2	0-1	0-0	0-0	1-0	1	1	0	1	0	0	0
1/9	@ Vermont	1-0	16	2-4	0-0	0-2	1-4	5	3	1	0	1	1	4
1/12	@ Hartford	1-0	12	2-5	0-0	0-0	2-2	4	2	0	3	0	0	4
1/16	@ UMass Lowell	1-0	16	0-4	0-1	1-2	2-4	6	1	4	2	0	1	1
1/18	Maine	1-0	19	6-11	0-1	1-1	2-3	5	2	1	1	0	1	13
1/20	@ Binghamton	1-0	22	4-10	0-1	0-1	3-3	6	2	2	1	0	1	8
1/23	New Hampshire	1-0	19	3-5	0-0	0-0	4-2	6	2	2	1	0	3	6
1/28	UMBC	1-0	5	0-1	0-0	0-0	1-1	2	0	1	2	0	0	0
1/30	@ Stony Brook	1-0	25	1-5	0-0	2-3	3-3	6	2	1	3	0	2	4
2/1	Vermont	1-0	10	0-3	0-0	0-0	0-2	2	4	0	2	0	0	0
2/4	UMass Lowell	1-0	15	2-4	0-0	1-2	1-0	1	3	0	2	0	1	5
2/7	Hartford	1-0	24	7-14	0-0	2-5	2-2	4	4	1	1	0	1	16
2/11	@ UMBC	1-0	3	0-2	0-0	0-0	0-0	0	0	0	0	0	0	0
2/16	@ Maine	1-0	19	5-8	0-0	3-4	1-1	2	2	0	4	0	2	13
2/19	Binghamton	1-0	14	0-3	0-0	0-0	1-2	3	3	2	1	0	0	0
2/26	@ New Hampshire	1-0	16	3-10	0-0	2-2	2-3	5	2	0	4	0	2	8
3/1	Stony Brook													

Career Statistics

Year	G-S	Min-Avg	FG-A	%	3FG-A	%	FT-A	%	Off-Def	Reb	Avg	Ast	TO	Blk	Stl	Pts	Avg
2013-14	27-0	366-13.6	43-118	.364	0-9	.000	20-36	.556	33-51	84	3.1	21	45	1	21	106	3.9
2014-15																	
2015-16																	
2016-17																	
Career	26-0	350-13.5	40-108	.370	0-9	.000	18-34	.529	31-48	79	3.0	21	41	1	19	98	3.8

#13 Bose Aiyalogbe (6-0 Fr. G)
Lagos, Nigeria (Life Center Academy)



High School: Played at the Life Center Academy in New Jersey... Ranked #48 wing in ESPN Class of 2017... Led Warriors to combined 60-5 record in final two years, including helping team to a #25 national ranking and NACA Championship in her senior year... Honored as Best Defensive Player in 2012 and earned a Sportsmanship Award in 2013.

Personal: Majoring in law... Daughter of Joseph and Agnes Aiyalogbe... Born Jan. 29, 1994... Has a sister, Joy, and a brother, Osaze.

Career Highs

Points: N/A
 Field Goals: N/A
 3-Pt FG: N/A
 Rebounds: N/A
 Assists: N/A
 Blocks: N/A
 Steals: N/A

Season Highs

Points: N/A
 Field Goals: N/A
 3-Pt FG: N/A
 Rebounds: N/A
 Assists: N/A
 Blocks: N/A
 Steals: N/A

Game-by-Game Statistics

Date	Opponent	G-S	Min	FG	3FG	FT	O-D	Reb	PF	A	TO	Blk	Stl	Pts
11/8	@ Siena	DNP												
11/10	Western Michigan	DNP												
11/14	Marist	DNP												
11/20	Cal State Fullerton	DNP												
11/24	Delaware State	DNP												
11/27	@ Providence	DNP												
12/4	@ Dartmouth	DNP												
12/10	@ NJIT	DNP												
12/15	Quinnipiac	DNP												
12/19	@ Duke	DNP												
12/22	Colgate	DNP												
1/1	@ Hofstra	DNP												
1/4	@ Northeastern	DNP												
1/9	@ Vermont	DNP												
1/12	@ Hartford	DNP												
1/16	@ UMass Lowell	DNP												
1/18	Maine	DNP												
1/20	@ Binghamton	DNP												
1/23	New Hampshire	DNP												
1/28	UMBC	DNP												
1/30	@ Stony Brook	DNP												
2/1	Vermont	DNP												
2/4	UMass Lowell	DNP												
2/7	Hartford	DNP												
2/11	@ UMBC	DNP												
2/16	@ Maine	DNP												
2/19	Binghamton	DNP												
2/26	@ New Hampshire	DNP												
3/1	Stony Brook													

Career Statistics

Year	G-S	Min-Avg	FG-A	%	3FG-A	%	FT-A	%	Off-Def	Reb	Avg	Ast	TO	Blk	Stl	Pts	Avg
2013-14	Has not played yet this season																
2014-15																	
2015-16																	
2016-17																	
Career																	

#14 Tammy Phillip (5-11 Sr. G)
Tortola, British Virgin Islands (Central Arizona)



2012-13: Played in 20 games as a reserve... scored 46 points, including season-high of eight points vs. La Salle (12/5), adding 69 rebounds and 12 steals.

High School/JUCO: Played four years of basketball and softball at Elmore Stouff High School... averaged 20 points and rebounds a game her senior season... played for Central Arizona College, earning conference championships in both years... named First Team All-Conference in 2012.

Personal: Majoring in communications with a minor in business... Daughter of Tyrone and Lenise Phillip... has three brothers, Douron, Tyrone Jr. and Nad Tavon, and three sisters, Tamasha, Tyaila and Tafara... sister Tafara attended the University at Albany.

Career Highs (UAlbany)

Points: 16 (vs. UMBC, 1/28/14)
 Field Goals: 8 (vs. UMBC, 1/28/14)
 3-Pt FG: 1 (4x, last: @ NJIT, 12/10/13)
 Rebounds: 19 (@ UML, 1/16/14)
 Assists: 6 (vs. Hartford, 2/7/14)
 Blocks: 2 (@ Binghamton, 1/5/13)
 Steals: 6 (2x, last: vs. Hartford, 2/7/14)

Season Highs

Points: 16 (vs. UMBC, 1/28/14)
 Field Goals: 8 (vs. UMBC, 1/28/14)
 3-Pt FG: 1 (3x, last: @ NJIT, 12/10/13)
 Rebounds: 19 (@ UML, 1/16/14)
 Assists: 6 (vs. Hartford, 2/7/14)
 Blocks: 1 (4x, last: @ UNH, 1/23/14)
 Steals: 6 (2x, last: vs. Hartford, 2/7/14)

Game-by-Game Statistics

Date	Opponent	G-S	Min	FG	3FG	FT	O-D	Reb	PF	A	TO	Blk	Stl	Pts
11/8	@ Siena	1-1	22	0-4	0-0	0-0	7-3	10	3	1	1	0	1	0
11/10	Western Michigan	1-1	20	3-6	0-1	0-0	2-5	7	2	0	1	0	0	6
11/14	Marist	1-1	33	5-8	1-2	0-1	1-5	6	2	5	3	0	0	11
11/20	Cal State Fullerton	1-1	31	6-8	1-2	0-0	1-3	4	1	2	2	0	2	13
11/24	Delaware State	1-1	34	3-9	0-0	0-0	1-5	6	5	3	4	0	2	6
11/27	@ Providence	1-1	35	2-3	0-0	3-4	1-12	13	3	2	6	1	0	7
12/4	@ Dartmouth	1-1	28	2-7	0-1	1-2	0-5	5	2	0	2	0	1	5
12/10	@ NJIT	1-1	37	7-14	1-1	0-0	6-2	8	0	0	1	0	1	15
12/15	Quinnipiac	1-1	23	1-3	0-0	2-2	2-2	4	3	0	7	0	0	4
12/19	@ Duke	1-1	32	0-4	0-1	1-2	4-3	7	3	1	3	0	2	1
12/22	Colgate	1-1	35	2-6	0-0	1-4	3-2	5	2	1	2	0	4	5
1/1	@ Hofstra	1-1	24	0-0	0-0	0-0	0-1	1	2	2	1	1	1	0
1/4	@ Northeastern	1-0	28	3-8	0-1	1-1	8-5	13	5	5	2	0	2	7
1/9	@ Vermont	1-0	27	5-8	0-0	0-0	0-5	5	1	0	1	0	4	10
1/12	@ Hartford	1-0	24	1-5	0-0	0-1	4-1	5	2	1	6	0	4	2
1/16	@ UMass Lowell	1-0	27	3-7	0-1	2-2	5-14	19	3	2	5	0	2	8
1/18	Maine	1-1	30	0-3	0-1	0-0	1-6	7	1	2	3	1	1	0
1/20	@ Binghamton	1-1	26	2-6	0-0	1-2	6-10	16	3	0	7	1	1	5
1/23	New Hampshire	1-1	30	3-6	0-0	2-2	0-12	12	2	0	0	1	0	8
1/28	UMBC	1-1	36	8-13	0-0	1-1	5-4	9	1	4	2	0	6	17
1/30	@ Stony Brook	1-1	31	5-7	0-1	2-2	1-7	8	1	1	0	0	2	12
2/1	Vermont	1-1	25	6-10	0-0	3-3	3-3	6	2	2	0	0	2	15
2/4	UMass Lowell	1-1	22	2-5	0-0	0-0	2-8	10	0	1	2	0	3	4
2/7	Hartford	1-1	36	7-15	0-0	5-6	8-5	13	3	2	0	0	6	19
2/11	@ UMBC	1-1	33	2-8	0-0	0-0	3-3	6	2	6	4	0	5	4
2/16	@ Maine	1-1	35	3-12	0-0	1-2	4-6	10	0	0	0	0	0	7
2/19	Binghamton	1-1	20	3-6	0-0	2-2	3-5	8	1	5	2	0	4	8
2/26	@ New Hampshire	1-1	31	3-7	0-0	3-4	5-6	11	0	1	3	0	0	9
3/1	Stony Brook													

Career Statistics (UAlbany)

Year	G-S	Min-Avg	FG-A	%	3FG-A	%	FT-A	%	Off-Def	Reb	Avg	Ast	TO	Blk	Stl	Pts	Avg
2010-11 (at Central Arizona)																	
2011-12 (at Central Arizona)																	
2012-13	20-0	218-10.9	15-54	.277	1-5	.200	15-20	.750	27-42	69	3.5	14	18	5	12	46	2.3
2013-14	28-24	815-29.1	87-198	.439	3-12	.250	31-43	.721	86-148	234	8.4	49	70	5	56	208	7.4
Career	48-24	1033-21.5	102-252	.404	4-17	.236	46-63	.730	113-190	303	6.3	63	88	10	68	254	5.3

#15 Jessica Féquière (5-11 Fr. G/F)
Montreal, Quebec (Champlain Col. Saint-Lambert)



High School: Three-year letterwinner at Champlain College Saint-Lambert... team MVP in final two years... as a senior team captain, earned First All-Star Team in Réseau Sport Etudiant du Québec... shot 44.5% from the field for 17.2 points, 10.6 rebounds and 2.1 steals a game.

Personal: Majoring in business administration... Daughter of Woeche and Renette Féquière... Born Sept. 11, 1993... Has two brothers, Jay and Ridge.

Career Highs

Points: 8 (@ Binghamton, 1/20/14)
 Field Goals: 3 (@ Binghamton, 1/20/14)
 3-Pt FG: 2 (@ Binghamton, 1/20/14)
 Rebounds: 4 (vs. UML, 2/4/14)
 Assists: 1 (2x, last: vs. UML, 2/4/14)
 Blocks: 1 (2x, last: @ UML, 1/16/14)
 Steals: 1 (vs. Binghamton, 2/19/14)

Season Highs

Points: 8 (@ Binghamton, 1/20/14)
 Field Goals: 3 (@ Binghamton, 1/20/14)
 3-Pt FG: 2 (@ Binghamton, 1/20/14)
 Rebounds: 4 (vs. UML, 2/4/14)
 Assists: 1 (2x, last: vs. UML, 2/4/14)
 Blocks: 1 (2x, last: @ UML, 1/16/14)
 Steals: 1 (vs. Binghamton, 2/19/14)

Game-by-Game Statistics

Date	Opponent	G-S	Min	FG	3FG	FT	O-D	Reb	PF	A	TO	Blk	Stl	Pts
11/8	@ Siena	DNP												
11/10	Western Michigan	DNP												
11/14	Marist	DNP												
11/20	Cal State Fullerton	DNP												
11/24	Delaware State	DNP												
11/27	@ Providence	DNP												
12/4	@ Dartmouth	1-0	4	1-2	0-1	1-1	0-1	1	1	0	1	0	0	3
12/10	@ NJIT	DNP												
12/15	Quinnipiac	1-0	1	0-1	0-0	0-0	1-1	2	0	0	0	0	0	0
12/19	@ Duke	DNP												
12/22	Colgate	DNP												
1/1	@ Hofstra	1-0	5	0-0	0-0	1-2	0-1	1	1	0	2	1	0	1
1/4	@ Northeastern	1-0	4	0-0	0-0	0-0	0-0	0	0	0	0	0	0	0
1/9	@ Vermont	1-0	9	1-1	0-0	0-1	1-1	2	1	0	1	0	0	2
1/12	@ Hartford	1-0	2	0-1	0-1	0-0	0-0	0	0	0	0	0	0	0
1/16	@ UMass Lowell	1-0	6	2-4	0-2	0-0	1-0	1	1	0	0	1	0	4
1/18	Maine	1-0	1	0-1	0-1	0-0	0-0	0	1	0	0	0	0	0
1/20	@ Binghamton	1-0	6	3-6	2-3	0-0	1-0	1	0	0	1	0	0	8
1/23	New Hampshire	1-0	4	1-3	1-3	0-0	0-0	0	0	1	0	0	0	3
1/28	UMBC	1-0	5	0-5	0-3	0-0	0-0	0	0	0	0	0	0	0
1/30	@ Stony Brook	DNP												
2/1	Vermont	1-0	2	0-1	0-0	0-0	0-0	0	0	0	0	0	0	0
2/4	UMass Lowell	1-0	8	1-4	0-0	4-4	3-1	4	0	1	0	0	0	6
2/7	Hartford	DNP												
2/11	@ UMBC	DNP												
2/16	@ Maine	DNP												
2/19	Binghamton	1-0	12	2-5	1-2	1-2	1-2	3	1	0	0	0	1	6
2/26	@ New Hampshire	1-0	8	1-3	0-1	0-0	0-0	0	1	0	1	0	0	2
3/1	Stony Brook													

Career Statistics

Year	G-S	Min-Avg	FG-A	%	3FG-A	%	FT-A	%	Off-Def	Reb	Avg	Ast	TO	Blk	Stl	Pts	Avg
2013-14	15-0	77-5.1	12-37	.324	4-17	.235	7-10	.700	8-7	15	1.0	2	6	2	0	35	2.3
2014-15																	
2015-16																	
2016-17																	
Career	15-0	77-5.1	12-37	.324	4-17	.235	7-10	.700	8-7	15	1.0	2	6	2	0	35	2.3

#23 Zakiya Saunders (5-9 Fr. G)
Fort Drum, N.Y. (Carthage Central)



High School: Four-year letterwinner in basketball and track... second player ever from Carthage High and first since 1998 to earn a scholarship to play basketball in Division I... played at Prince George High freshman and sophomore year, going to Carthage High as a junior and senior... league MVP and First Team All-North honors as a senior, averaging 19.1 points, 11 rebounds, five assists and five steals a game... team captain as a sophomore and senior playing basketball.

Personal: Intends to major in business law... Daughter of Master Sgt. Vincent and Synithia Saunders... Has a sister, Taryn... Nickname is "Z"... Born May 2, 1995.

Career Highs

Points: 4 (@ UML, 1/16/14)
 Field Goals: 2 (@ UML, 1/16/14)
 3-Pt FG: N/A
 Rebounds: 2 (4x, last: vs. UML, 2/4/14)
 Assists: 2 (@ UML, 1/16/14)
 Blocks: N/A
 Steals: 2 (@ UML, 1/16/14)

Season Highs

Points: 4 (@ UML, 1/16/14)
 Field Goals: 2 (@ UML, 1/16/14)
 3-Pt FG: N/A
 Rebounds: 2 (4x, last: vs. UML, 2/4/14)
 Assists: 2 (@ UML, 1/16/14)
 Blocks: N/A
 Steals: 2 (@ UML, 1/16/14)

Game-by-Game Statistics

Date	Opponent	G-S	Min	FG	3FG	FT	O-D	Reb	PF	A	TO	Blk	Stl	Pts
11/8	@ Siena	1-0	5	1-1	0-0	0-0	0-0	0	1	0	1	0	0	2
11/10	Western Michigan	1-0	8	0-1	0-1	0-0	1-1	2	0	0	1	0	0	0
11/14	Marist	DNP												
11/20	Cal State Fullerton	1-0	6	0-0	0-0	0-0	0-1	1	0	0	0	0	0	0
11/24	Delaware State	DNP												
11/27	@ Providence	DNP												
12/4	@ Dartmouth	1-0	5	0-1	0-0	2-2	0-1	1	1	0	1	0	1	2
12/10	@ NJIT	DNP												
12/15	Quinnipiac	DNP												
12/19	@ Duke	DNP												
12/22	Colgate	DNP												
1/1	@ Hofstra	DNP												
1/4	@ Northeastern	1-0	6	0-2	0-1	0-0	0-0	0	0	1	1	0	0	0
1/9	@ Vermont	DNP												
1/12	@ Hartford	DNP												
1/16	@ UMass Lowell	1-0	12	2-4	0-1	0-0	2-0	2	4	2	1	0	2	4
1/18	Maine	1-0	4	0-1	0-0	0-0	0-0	0	0	0	0	0	0	0
1/20	@ Binghamton	1-0	8	1-3	0-0	0-0	1-0	1	0	1	0	0	1	2
1/23	New Hampshire	1-0	4	0-0	0-0	0-0	0-0	0	0	0	2	0	0	0
1/28	UMBC	1-0	6	1-1	0-0	0-0	2-0	2	0	0	0	0	0	2
1/30	@ Stony Brook	1-1	10	1-3	0-0	0-0	0-0	0	1	0	2	0	1	2
2/1	Vermont	1-0	4	0-1	0-0	0-0	0-0	0	0	0	1	0	0	0
2/4	UMass Lowell	1-0	11	1-2	0-0	0-0	0-2	2	0	1	1	0	1	2
2/7	Hartford	DNP												
2/11	@ UMBC	DNP												
2/16	@ Maine	DNP												
2/19	Binghamton	1-0	7	1-2	0-0	0-0	0-0	0	0	1	1	0	0	2
2/26	@ New Hampshire	DNP												
3/1	Stony Brook													

Career Statistics

Year	G-S	Min-Avg	FG-A	%	3FG-A	%	FT-A	%	Off-Def	Reb	Avg	Ast	TO	Blk	Stl	Pts	Avg
2013-14	14-1	96-6.9	8-22	.364	0-3	.000	2-2	1.000	6-5	11	0.8	6	12	0	6	18	1.3
2014-15																	
2015-16																	
2016-17																	
Career	14-1	96-6.9	8-22	.364	0-3	.000	2-2	1.000	6-5	11	0.8	6	12	0	6	18	1.3

2013-14 UAlbany Women's Basketball Game Notes - vs. Stony Brook 3/1

#24 Keyontae Williams (5-9 So. G/F) Fredericksburg, Va. (James Monroe)



2012-13: Played 19 games as a reserve... finished with 22 points, eight field goals and 12 rebounds.

High School: Three-year varsity basketball letterwinner at James Monroe... Team MVP in last two seasons, averaging 20.2 points, seven rebounds and 3.3 steals a game as a senior... Team captain all three seasons... Led the Yellow Jackets to a Division 3 and AA Regional Championship in 2012... Was also named to the All-Battlefield District First Team, the All-Region One First Team and an All-State AA Honorable mention selection as a junior... Accumulated 1,301 points in three years... Three-time team captain, missed sophomore season due to injury... The Free-Lance Star Female Athlete of the Year as a senior... Earned Marine Corps Distinguished Athlete Award in 2012... First girls' basketball player from James Monroe to sign with a Division I program... Female athlete of the year at James Monroe as a senior.

Personal: Daughter of Toriano Johnson and Torshan Williams... Born Nov. 26, 1993... Has two brothers, Dre'John Boley and Toriano Johnson Jr. and one sister, Torshan Fields... Intending to major in human biology.

Career Highs

Points: 8 (vs. Binghamton, 2/19/14)
Field Goals: 3 (3x, last: vs. BU, 2/19/14)
3-Pt FG: 1 (2x, last: (vs. UNH, 1/16/13)
Rebounds: 4 (@ W. Michigan, 11/18/12)
Assists: 1 (11x)
Blocks: 1 (3x)
Steals: 4 (vs. Binghamton, 2/19/14)

Season Highs

Points: 8 (vs. Binghamton, 2/19/14)
Field Goals: 3 (3x, last: vs. BU, 2/19/14)
3-Pt FG: N/A
Rebounds: 3 (4x, last: @ BU, 1/20/14)
Assists: 1 (7x)
Blocks: 1 (3x)
Steals: 4 (vs. Binghamton, 2/19/14)

Game-by-Game Statistics

Date	Opponent	G-S	Min	FG	3FG	FT	O-D	Reb	PF	A	TO	Blk	Stl	Pts
11/8	@ Siena	1-0	6	0-4	0-0	0-0	0-0	0	1	1	2	0	1	0
11/10	Western Michigan	1-0	11	1-3	0-1	0-0	0-1	1	3	0	3	0	0	2
11/14	Marist	1-0	3	0-0	0-0	0-0	0-0	0	0	0	0	0	0	0
11/20	Cal State Fullerton	1-0	11	0-2	0-1	1-2	0-3	3	2	1	0	1	0	1
11/24	Delaware State	DNP												
11/27	@ Providence	DNP												
12/4	@ Dartmouth	1-0	12	3-4	0-1	0-0	1-2	3	0	1	0	1	2	6
12/10	@ NJIT	1-0	9	1-3	0-0	0-0	0-0	0	1	0	0	0	1	2
12/15	Quinnipiac	1-0	4	0-0	0-0	0-0	0-0	0	0	0	1	0	0	0
12/19	@ Duke	1-0	3	0-0	0-0	1-2	0-0	0	0	0	0	0	0	1
12/22	Colgate	1-0	3	0-0	0-0	0-0	0-0	0	1	0	1	0	0	0
1/1	@ Hofstra	1-0	1	0-1	0-0	0-0	0-1	1	0	0	0	0	0	0
1/4	@ Northeastern	1-1	7	0-0	0-0	0-0	0-0	0	2	1	0	0	0	0
1/9	@ Vermont	1-1	16	2-2	0-0	1-2	2-1	3	2	1	0	1	0	5
1/12	@ Hartford	1-1	9	0-2	0-1	0-0	0-0	0	0	0	0	0	1	0
1/16	@ UMass Lowell	1-1	9	0-1	0-0	0-0	0-0	0	3	1	0	0	1	0
1/18	Maine	1-0	4	1-1	0-0	2-2	0-1	1	0	0	0	0	0	4
1/20	@ Binghamton	1-0	14	3-7	0-2	0-0	2-1	3	1	0	0	0	0	6
1/23	New Hampshire	1-0	2	0-0	0-0	0-0	0-0	0	0	0	1	0	0	0
1/28	UMBC	1-0	10	1-3	0-0	0-0	0-0	0	0	0	0	0	1	2
1/30	@ Stony Brook	1-0	2	0-0	0-0	0-0	0-1	1	1	0	0	0	0	0
2/1	Vermont	1-0	2	0-0	0-0	0-0	0-0	0	2	0	0	0	0	0
2/4	UMass Lowell	1-0	11	2-5	0-0	0-0	1-0	1	0	0	0	0	2	4
2/7	Hartford	DNP												
2/11	@ UMBC	1-0	4	0-0	0-0	0-0	0-1	1	0	0	1	0	0	0
2/16	@ Maine	DNP												
2/19	Binghamton	1-0	10	3-3	0-0	2-2	0-1	1	3	1	1	0	4	8
2/26	@ New Hampshire	DNP												
3/1	Stony Brook													

Career Statistics

Year	G-S	Min-Avg	FG-A	%	3FG-A	%	FT-A	%	Off-Def	Reb	Avg	Ast	TO	Blk	Stl	Pts	Avg
2012-13	19-0	95-5.0	8-25	.320	2-7	.286	4-10	.400	5-7	12	0.6	4	13	0	3	22	1.2
2013-14	23-4	163-7.1	17-41	.415	0-6	.000	7-10	.700	6-13	19	0.8	7	10	3	13	41	1.8
2014-15																	
2015-16																	
Career	42-4	258-6.1	25-66	.379	2-13	.154	11-20	.550	11-20	31	0.7	11	23	3	16	63	1.5

#25 Shereesha Richards (6-1 So. F)
Rae Town, Jamaica (Atlantic Christian (N.J.))



2013-14: Named to the America East Preseason All-Conference Team.

2012-13: America East Co-Rookie of the Year for the 2012-13 season... shot 61.1% (121-198) for the top shooting percentage in the conference... top-15 in the America East with 5.9 rebounds and 10.2 points per game... played all 31 games for the Great Danes... scored career-best 24 points in start against Vermont (2/14)... five-time America East Conference Rookie of the Week... finished with 315 points, 184 rebounds and 65 steals.

High School: Three-year letterwinner in basketball at Atlantic Christian... Recorded 1,147 points in two seasons... Averaged double figures in points (20.6) and rebounds (12.1) while also finishing with 19 consecutive double-doubles as a junior... Led the Cougars to their first National Christian School Athletic Association Championship in 2010-11... Became the first female student-athlete to receive a Division I scholarship out of Atlantic Christian.

Personal: Majoring in criminal justice... Daughter of Leroy Richards and Sherene Campbell... Has two brothers, Christopher and Oshawn... Born Jan. 25, 1993.

Career Highs

Points: 41 (@ Vermont, 1/9/14)
 Field Goals: 17 (@ Vermont, 1/9/14)
 3-Pt FG: 1 (3x, last: vs. Maine, 1/18/14)
 Rebounds: 18 (@ Hartford, 1/12/14)
 Assists: 4 (vs. UMBC, 1/28/14)
 Blocks: 1 (8x)
 Steals: 7 (vs. Canisius, 12/21/12)

Season Highs

Points: 41 (@ Vermont, 1/9/14)
 Field Goals: 17 (@ Vermont, 1/9/14)
 3-Pt FG: 1 (2x, last: vs. Maine, 1/18/14)
 Rebounds: 18 (@ Hartford, 1/12/14)
 Assists: 4 (vs. UMBC, 1/28/14)
 Blocks: 1 (5x)
 Steals: 5 (2x, last: vs. UML, 2/4/14)

Game-by-Game Statistics

Date	Opponent	G-S	Min	FG	3FG	FT	O-D	Reb	PF	A	TO	Blk	Stl	Pts
11/8	@ Siena	1-1	33	5-11	0-0	3-3	1-11	12	4	1	3	0	4	13
11/10	Western Michigan	1-1	35	12-17	0-0	1-4	3-6	9	4	2	4	0	3	25
11/14	Marist	1-1	31	10-12	0-0	8-10	6-9	15	4	1	5	0	0	28
11/20	Cal State Fullerton	1-1	33	9-16	0-0	4-4	1-5	6	4	0	1	1	3	22
11/24	Delaware State	1-1	38	11-14	0-0	6-7	3-3	6	4	0	1	1	3	28
11/27	@ Providence	1-1	37	9-14	0-0	1-2	2-7	9	3	1	4	0	5	19
12/4	@ Dartmouth	1-1	31	15-18	0-0	2-2	4-8	12	2	0	0	0	3	32
12/10	@ NJIT	1-1	29	7-11	0-0	7-10	1-10	11	4	0	0	0	0	21
12/15	Quinnipiac	1-1	39	6-13	1-1	6-8	4-10	14	4	2	1	0	0	19
12/19	@ Duke	1-1	38	12-20	0-0	0-0	4-3	7	4	0	0	0	1	24
12/22	Colgate	1-1	38	7-9	0-0	7-10	4-10	14	2	2	2	1	3	21
1/1	@ Hofstra	1-1	35	8-15	0-0	7-14	7-9	16	4	1	2	0	3	23
1/4	@ Northeastern	1-1	34	6-12	0-0	1-5	2-4	6	4	1	2	0	1	13
1/9	@ Vermont	1-1	34	17-24	0-0	7-10	4-7	11	3	1	3	0	2	41
1/12	@ Hartford	1-1	39	11-18	0-0	1-1	7-11	18	3	0	2	0	3	23
1/16	@ UMass Lowell	1-1	29	7-15	0-0	9-11	6-4	10	2	1	1	0	0	23
1/18	Maine	1-1	32	9-15	1-1	0-0	5-6	11	2	2	2	1	1	19
1/20	@ Binghamton	1-1	19	8-12	0-0	1-3	5-5	10	3	0	1	0	3	17
1/23	New Hampshire	1-1	32	7-11	0-0	11-14	1-5	6	4	0	2	1	2	25
1/28	UMBC	1-1	33	4-9	0-0	4-6	4-2	6	3	4	2	0	4	12
1/30	@ Stony Brook	1-1	24	3-8	0-0	5-5	1-4	5	4	1	2	0	0	11
2/1	Vermont	1-1	38	4-8	0-0	7-10	1-6	7	3	0	3	0	4	15
2/4	UMass Lowell	1-1	22	14-21	0-0	1-2	4-1	5	4	0	1	0	5	29
2/7	Hartford	1-1	16	6-6	0-0	1-2	0-1	1	5	0	4	0	1	13
2/11	@ UMBC	1-1	40	8-10	0-0	2-6	4-6	10	1	1	2	0	1	18
2/16	@ Maine	1-1	31	3-9	0-0	2-2	3-6	9	4	0	1	0	2	8
2/19	Binghamton	1-1	24	9-13	0-0	2-3	3-5	8	0	1	3	0	4	20
2/26	@ New Hampshire	1-1	40	5-10	0-0	6-9	2-2	4	3	1	1	0	1	16
3/1	Stony Brook													

Career Statistics

Year	G-S	Min-Avg	FG-A	%	3FG-A	%	FT-A	%	Off-Def	Reb	Avg	Ast	TO	Blk	Stl	Pts	Avg
2012-13	31-1	636-20.5	121-198	.611	1-4	.250	72-117	.615	74-110	184	5.9	12	51	3	65	315	10.2
2013-14	28-28	904-32.3	232-371	.625	2-2	1.000	112-163	.687	92-166	258	9.2	23	55	5	62	578	20.6
2014-15																	
2015-16																	
Career	59-29	1547-26.2	353-569	.620	3-6	.500	184-280	.657	166-276	442	7.5	35	106	8	127	893	15.1

2013-14 UAlbany Women's Basketball Game Notes - vs. Stony Brook 3/1

#32 Megan Craig (6-9 Jr. C) Whangarei, New Zealand (Kamo)



2013-14: Named to the America East Preseason All-Conference Team.

2012-13: Earned America East All-Conference Third Team after finishing in the top 20 in the conference in field goal shooting (second), blocking (sixth), scoring (ninth) and rebounding (19th)... Averaged 10.6 points and 4.8 rebounds a game, finishing with a team-best 29 blocks... Two-time America East Player of the Week.

High School: Member of New Zealand's national teams... Won the U-19 national title as a member of the North Harbour squad in 2010... Also a member of the New Zealand Women's Force Basketball Academy... Kamo High School's Sportswoman of the Year in 2008.

Personal: Majoring in communications with a minor in business... Daughter of Alan and Linda Craig... Born Feb. 11, 1993... Father, Alan, is a former professional rugby player in New Zealand.

Career Highs

Points: 33 (@ Northeastern, 1/4/13)
Field Goals: 13(@ Northeastern,1/4/13)
3-Pt FG: N/A
Rebounds: 12 (@ SBU, 1/30/14)
Assists: 2 (5x, last: @ UNH, 2/26/14)
Blocks: 5 (vs. Del. St., 11/24/13)
Steals: 3 (vs. Hartford, 3/16/13)

Season Highs

Points: 33 (@ Northeastern, 1/4/13)
Field Goals: 13(@ Northeastern,1/4/13)
3-Pt FG: N/A
Rebounds: 12 (@ SBU, 1/30/14)
Assists: 2 (5x, last: @ UNH, 2/26/14)
Blocks: 5 (vs. Del. St., 11/24/13)
Steals: 1 (9x, last: @ UNH, 2/26/14)

Game-by-Game Statistics

Date	Opponent	G-S	Min	FG	3FG	FT	O-D	Reb	PF	A	TO	Blk	Stl	Pts
11/8	@ Siena	1-1	29	2-5	0-0	0-0	2-3	5	4	0	3	4	0	4
11/10	Western Michigan	1-1	28	6-9	0-0	0-1	2-1	3	5	0	0	1	0	12
11/14	Marist	1-1	27	4-8	0-0	0-1	1-1	2	4	1	1	0	0	8
11/20	Cal State Fullerton	1-1	25	6-8	0-0	1-5	2-3	5	3	1	0	0	0	13
11/24	Delaware State	1-1	29	4-6	0-0	0-0	0-2	2	4	2	2	5	1	8
11/27	@ Providence	1-1	37	7-12	0-0	1-2	5-5	10	4	0	3	3	0	15
12/4	@ Dartmouth	1-1	26	7-10	0-0	0-0	2-3	5	3	0	2	1	0	14
12/10	@ NJIT	DNP												
12/15	Quinnipiac	DNP												
12/19	@ Duke	1-0	18	1-3	0-0	5-6	1-0	1	4	0	1	0	0	7
12/22	Colgate	1-0	20	2-7	0-0	1-3	1-5	6	4	0	1	1	1	5
1/1	@ Hofstra	1-1	32	4-11	0-0	3-5	2-3	5	3	1	3	1	1	11
1/4	@ Northeastern	1-1	36	13-18	0-0	7-11	4-4	8	4	1	2	1	1	33
1/9	@ Vermont	1-1	16	2-4	0-0	2-3	1-1	2	4	2	3	0	0	6
1/12	@ Hartford	1-1	36	5-7	0-0	2-5	3-3	6	1	0	1	2	0	12
1/16	@ UMass Lowell	1-1	21	4-7	0-0	2-3	2-2	4	3	0	4	2	0	10
1/18	Maine	1-1	21	1-1	0-0	1-2	1-2	3	4	2	1	0	0	3
1/20	@ Binghamton	1-1	17	2-6	0-0	1-2	2-1	3	4	1	1	0	1	5
1/23	New Hampshire	1-1	27	9-13	0-0	1-1	5-2	7	4	0	3	2	1	19
1/28	UMBC	1-1	23	2-6	0-0	0-0	2-2	4	5	1	2	1	0	4
1/30	@ Stony Brook	1-1	37	8-14	0-0	2-3	4-8	12	5	0	2	3	0	18
2/1	Vermont	1-1	30	8-12	0-0	6-8	2-4	6	4	1	1	2	0	22
2/4	UMass Lowell	1-1	29	8-13	0-0	1-2	3-8	11	3	2	2	1	1	17
2/7	Hartford	1-1	40	8-12	0-0	1-5	4-7	11	2	1	1	1	1	17
2/11	@ UMBC	1-1	37	10-16	0-0	3-6	6-4	10	2	0	3	2	0	23
2/16	@ Maine	1-1	32	5-8	0-0	0-1	6-2	8	1	2	2	2	1	10
2/19	Binghamton	1-1	31	9-17	0-0	0-0	3-1	4	3	1	2	2	0	18
2/26	@ New Hampshire	1-1	24	3-5	0-0	0-0	5-5	10	4	2	1	1	1	6
3/1	Stony Brook													

Career Statistics

Year	G-S	Min-Avg	FG-A	%	3FG-A	%	FT-A	%	Off-Def	Reb	Avg	Ast	TO	Blk	Stl	Pts	Avg
2011-12	28-2	302-10.8	56-114	.491	0-0	--	18-34	.529	32-39	71	2.5	6	30	27	4	130	4.6
2012-13	31-0	598-19.3	139-253	.549	0-0	--	52-83	.627	83-66	149	4.8	11	40	29	11	330	10.6
2013-14	26-24	728-28.0	140-238	.588	0-0	--	40-75	.533	71-82	153	5.9	21	47	38	10	320	12.3
2014-15																	
Career	85-26	1628-19.2	335-615	.545	0-0	--	110-192	.573	186-187	373	4.4	38	117	94	25	780	9.2

#34 Cassandra Edwards (5-10 Fr. G)
Brampton, Ontario (Notre Dame CSS)



High School: Four-year letterwinner in basketball at Notre Dame CSS... Earned MVP of the Warriors in 2011 and 2012... Team captain in final three years, earning Coaches Award in last two years.

Personal: Majoring in psychology... Daughter of Michael and Shernette Edwards... Born Aug. 12, 1995... Has a sister, Amanda.

Career Highs

Points: 6 (@ Binghamton, 1/20/14)
 Field Goals: 3 (@ Binghamton, 1/20/14)
 3-Pt FG: N/A
 Rebounds: 6 (vs. UML, 2/4/14)
 Assists: N/A
 Blocks: 1 (2x, last: @ BU, 1/20/14)
 Steals: 3 (vs. UNH, 1/23/14)

Season Highs

Points: 6 (@ Binghamton, 1/20/14)
 Field Goals: 3 (@ Binghamton, 1/20/14)
 3-Pt FG: N/A
 Rebounds: 6 (vs. UML, 2/4/14)
 Assists: N/A
 Blocks: 1 (2x, last: @ BU, 1/20/14)
 Steals: 3 (vs. UNH, 1/23/14)

Game-by-Game Statistics

Date	Opponent	G-S	Min	FG	3FG	FT	O-D	Reb	PF	A	TO	Blk	Stl	Pts
11/8	@ Siena	1-0	12	0-1	0-0	0-1	0-2	2	0	0	0	0	0	0
11/10	Western Michigan	1-0	7	0-1	0-0	1-3	0-1	1	2	0	0	0	0	1
11/14	Marist	1-0	8	1-2	0-0	2-2	0-0	0	0	0	2	0	0	4
11/20	Cal State Fullerton	1-0	6	0-1	0-0	0-2	0-0	0	1	0	1	0	0	0
11/24	Delaware State	DNP												
11/27	@ Providence	DNP												
12/4	@ Dartmouth	1-0	6	0-0	0-0	1-2	1-1	2	1	0	0	0	0	1
12/10	@ NJIT	1-0	11	0-0	0-0	0-0	0-0	0	1	0	0	0	0	0
12/15	Quinnipiac	1-0	5	0-0	0-0	0-0	0-0	0	1	0	1	0	0	0
12/19	@ Duke	DNP												
12/22	Colgate	DNP												
1/1	@ Hofstra	DNP												
1/4	@ Northeastern	1-0	8	0-1	0-0	0-0	1-0	1	1	0	1	0	0	0
1/9	@ Vermont	1-0	11	1-1	0-0	3-4	0-1	1	2	0	1	0	0	5
1/12	@ Hartford	DNP												
1/16	@ UMass Lowell	1-0	13	0-2	0-0	0-1	0-0	0	2	0	2	1	0	0
1/18	Maine	1-0	13	1-2	0-0	1-2	0-0	0	2	0	0	0	0	3
1/20	@ Binghamton	1-0	16	3-4	0-0	0-1	2-2	4	4	0	1	1	0	6
1/23	New Hampshire	1-0	6	1-2	0-0	0-0	0-0	0	1	0	1	0	3	2
1/28	UMBC	1-0	8	0-2	0-0	1-2	1-3	4	0	0	0	0	0	1
1/30	@ Stony Brook	DNP												
2/1	Vermont	1-0	13	1-1	0-0	0-0	0-1	1	0	0	2	0	2	2
2/4	UMass Lowell	1-0	13	2-6	0-0	0-0	4-2	6	4	0	2	0	0	4
2/7	Hartford	1-0	4	0-0	0-0	0-0	0-0	0	1	0	1	0	0	0
2/11	@ UMBC	1-0	3	0-0	0-0	0-0	0-0	0	0	0	0	0	0	0
2/16	@ Maine	1-0	4	0-0	0-0	0-0	0-0	0	1	0	0	0	0	0
2/19	Binghamton	1-0	9	0-1	0-0	0-0	0-1	1	3	0	0	0	1	0
2/26	@ New Hampshire	DNP												
3/1	Stony Brook													

Career Statistics

Year	G-S	Min-Avg	FG-A	%	3FG-A	%	FT-A	%	Off-Def	Reb	Avg	Ast	TO	Blk	Stl	Pts	Avg
2013-14	20-0	176-8.8	10-27	.370	0-0	--	9-20	.450	9-14	23	1.2	0	15	2	6	29	1.5
2014-15																	
2015-16																	
2016-17																	
Career	20-0	176-8.8	10-27	.370	0-0	--	9-20	.450	9-14	23	1.2	0	15	2	6	29	1.5

2013-14 UAlbany Women's Basketball Game Notes - vs. Stony Brook 3/1
UAlbany Media Sheet



#1 Erin Coughlin



#3 Margarita Rosario



#4 Sarah Royals



#12 Imani Tate



#13 Bose Aiyalogbe



#14 Tammy Phillip



#15 Jessica Féquière



#23 Zakiya Saunders



#24 Keyontae Williams



#25 Shereesa Richards




#32 Megan Craig



#34 Cassandra Edwards



Head Coach
Katie Abrahamson-Henderson



Assistant Coach
Mary Grimes



Assistant Coach
Kelly Komara



Assistant Coach
Tahnee Balerio



Dir. of Operations
Brittany Hollingsworth

2013-14 UAlbany Women's Basketball Game Notes - vs. Stony Brook 3/1

UAlbany Record Book

GAME RECORDS

SCORING

	Name	Opponent	FG	FT	PTS
1.	Shereesha Richards	Vermont (1-9-14)	17-24	7-10	41
2.	Jen Schumacher	Vermont (1-22-05)	11-15	5-5	36^^
	Cindy Werner	Hamilton (11-30-78)	16	4-11	36
4.	Megan Craig	Northeastern (1-4-14)	13-18	7-11	33
	Lisa Parish	Stony Brook (2-7-87)	12	9-9	33
	Megan Buchanan	Bridgeport (1-18-99)	11-16	10-12	33+
	Megan Buchanan	Cornell (12-3-99)	11-28	8-10	33*
	Janea Aiken	Binghamton (1-10-09)	10-25	9-11	33+
9.	Shereesha Richards	Dartmouth (12-4-13)	15-18	2-2	32
	Britney McGee	Boston U. (3-13-09)	10-25	5-6	32&
11.	Jen Schumacher	Air Force (11-27-04)	9-13	5-5	31++
	Gina Richardson	Stony Brook (2-17-90)	13	5-7	31#
	Samantha Ginsberg	LeMoyne (1-24-96)	14-25	2-2	31*
	Megan Buchanan	Lehigh (1-15-00, OT)	12-25	0-1	31&
15.	Gina Richardson	Colby (1-28-90, 2OT)	11	7-8	30
	Michele Davis	Franklin Pierce (1-20-96)	12-16	1-2	30^
	Britney McGee	UMBC (2-25-09)	9-10	5-6	30&
18.	Shereesha Richards	UMass Lowell (2-4-14)	14-21	1-2	29
	Ebone Henry	Sam Houston St. (12-20-12)	12-25	0-0	29@
	Charity Iromuanya	New Hampshire (2-21-10)	8-16	9-13	29#
	Jess McGinlay	Stony Brook (1-13-01)	11-14	2-5	29^
	Liz Tucker	Iona (11-19-99)	11-14	7-11	29
22.	Shereesha Richards	Marist (11-14-13)	10-12	8-10	28
	Shereesha Richards	Delaware State (11-24-13)	11-14	6-7	28
	Lynne Burton	Union (1-26-81)	13	2-2	28
	Kelly Paolino	Binghamton (2-17-99)	11-18	2-2	28#

+1 3FG • @2 3FG • *3 3FG • #4 3FG • ^5 3FG

• %6 3FG • &7 3FG • ++8 3 FG • ^^9 3FG

INDIVIDUAL RECORDS

Points:	
Game:	41 Shereesha Richards (@ Vermont, 1-9-14)
Half:	27 Shereesha Richards (@ Vermont, 1-9-14)
Season:	578 Shereesha Richards (13-14)
Senior:	416 Danielle Hutcheson (04-05)
Junior:	473 Ebone Henry (11-12)
Sophomore:	578 Shereesha Richards (13-14)
Freshman:	323 Ebone Henry (09-10)
Career:	1,642 Ebone Henry (09-13)
Season Avg.:	17.1 Cindy Werner (171 in 10, 78-79)
Career Avg.:	14.8 Rainny Lesane (1,481 in 100, 82-86)
20 pt. + Games:	17 Shereesha Richards (12-14)
30 pt. + Games:	3 Megan Buchanan (96-00)
Double-Doubles:	13 Shereesha Richards (13-14)
(season)	
Double-Doubles:	33 Danielle Hutcheson (01-05)
(career)	
Consecutive Double	
Figure Games:	25 Shereesha Richards (13-14)
Career Double	
Figure Games:	82 Rainny Lesane (82-86)

Field Goals:

Game:	17 Shereesha Richards (@ Vermont, 1-9-14)
Season:	232 Shereesha Richards (13-14)
Career:	567 Danielle Hutcheson (01-05)
Game Att.:	28 Megan Buchanan (vs. Cornell, 12-3-99, 11 made)
Season Att.:	500 Ebone Henry (11-12)
Career Att.:	1625 Ebone Henry (09-13)
Game Pct.:	1.000 Lisa Parish (9-9 vs. Stony Brook, 2-7-87)
	Kelly Paolino (8-8 vs. Franklin Pierce, 1-24-98)
	Sarah Sweetland (10-10 vs. Yale, 11-26-02)
	Becky Ayers (10-10 vs. Pepperdine, 12-29-03)
Season Pct.:	.611 Shereesha Richards (12-13)
Career Pct.:	.620 Shereesha Richards (11-13)
Consecutive Made:	24 Sarah Sweetland (02-03)

Rebounds:

Game:	22 Casey Stanley (vs. Nazareth, 2-22-92)
Season:	339 Julie Forster (11-12)
Senior:	277 Danielle Hutcheson (04-05)
Junior:	339 Julie Forster (11-12)
Sophomore:	292 Julie Forster (10-11)
Freshman:	259 Julie Forster (09-10)
Career:	1,149 Julie Forster (09-13)
Season Avg.:	10.9 Ikeuchi Franklin (92-93)
Career Avg.:	9.3 Julie Forster (09-13)

UAlbany Record Book

Assists:
 Game: 13 Sylvia Caldwell (vs. Rensselaer, 12-12-88)
 Margaret Feerick (vs. Union, 1-26-95)
 Season: 136 Donna Hughes (86-87)
 Senior: 125 Sarah Sweetland (03-04)
 Junior: 136 Donna Hughes (86-87)
 Sophomore: 115 **Sarah Royals (12-13)**
 Freshman: 74 Laurie Annunziato (88-89)
 Career: 375 Samantha Ginsberg (93-97)
 Season Avg.: 5.67 Donna Hughes (86-87)
 Career Avg.: 3.67 Rainny Lesane (82-86)

Steals:
 Game: 11 Rainny Lesane (vs. Cortland, 12-4-85)
 Season: 150 Rainny Lesane (85-86)
 Career: 443 Rainny Lesane (82-86)
 Season Avg.: 5.0 Rainny Lesane (85-86)
 Career Avg.: 4.43 Rainny Lesane (82-86)

Blocked Shots:
 Game: 7 Alicia Learn (vs. Charleston Southern, 12-13-03)
 Ikeuchi Franklin (vs. Rensselaer, 11-21-92)
 Gia Sanders (vs. Vermont, 1-16-08)
 Season: 52 Gia Sanders (05-06)
 Career: 151 Gia Sanders (04-08)
 Season Avg.: 2.04 Erica Witham (93-94)
 Career Avg.: 1.52 Erica Witham (92-96)

Three-Point Field Goals:
 Game: 9 Jen Schumacher (vs. Vermont, 1-22-05)
 Season: 83 Britney McGee (08-09)
 Career: 197 Jen Schumacher (02-06)
 Game Att.: 15 Britney McGee (vs. Boston U., 3-13-09, 7 made)
 Season Att.: 201 Britney McGee (08-09)
 Career Att.: 523 Jen Schumacher (02-06)
 Game Pct.: 1.000 Shelia McCaughin (5-5 vs. Ithaca, 2-21-95)
 Season Pct.: .469 Becky Ayers (46-98, 01-02)

TEAM RECORDS

Points:
 Game (Reg.): 110 (vs. Hamilton, 11-22-86)
 (vs. Southern Vermont, 1-30-96)
Half: 58 (vs. Hamilton, 11-22-86)
 (vs. Old Westbury, 2-6-90)
 (vs. Southern Vermont, 1-30-96)
 Game (Opponent): 114 (vs. New York U., 2-2-88, 2OT)
 Season: 2,451 (85-86, 30 games)
 Season Avg.: 81.7 (2,451 in 30, 85-86)

Field Goals:
 Game: 52 (vs. Hamilton, 11-22-86)
 Season: 967 (85-86, 30 games)
 Season Att.: 2,056 (85-86, 30 games)
 Season Pct.: .470 (967-2,056, 85-86)

Free Throws:
 Game Pct.: 1.000 (12-12 vs. Maine, 1-17-04)
 (8-8 vs. New Hampshire, 2-5-05)
 Season: 428 (11-12, 33 games)
 Season Att.: 679 (11-12, 33 games)
 Season Pct.: .726 (304-419, 02-03)

Three-Point Field Goals:
 Game: 17 (vs. Lafayette, 1-2-03, 35 att.)
 Game Att.: 35 (vs. Lafayette, 1-2-03, 17 made)
 Season: 158 (07-08, 31 games)
 Season Att.: 554 (10-11, 30 games)
 Season Pct.: .358 (129-360, 03-04)

Rebounds:
 Game: 74 (vs. Nazareth, 1-21-91)
 Season: 1,274 (11-12, 33 games)
 (85-86, 30 games)
 Season Avg.: 47.4 (1,137 in 24, 88-89)

Assists:
 Game: 32 (vs. Old Westbury, 2-8-92)
 Season: 468 (12-13, 30 games)

Steals:
 Game: 30 (vs. New Paltz, 12-1-96)
 Season: 531 (85-86, 30 games)

Blocked Shots:
 Game: 12 (vs. Old Westbury, 2-9-91)
 Season: 118 (93-94, 24 games)



2013-14 UAlbany Women's Basketball Game Notes - vs. Stony Brook 3/1

THE LAST TIME THE GREAT DANES....

Won at home	2/19/14 vs. Binghamton, W 86-35
Lost at home	12/15/13 vs. Quinnipiac, L 74-53
Won on the road	2/26/14 @ UNH, W 60-47
Lost on the road	1/1/14 @ Hofstra, L 60-56
Won at a neutral site	3/10/12 vs. Binghamton in West Hartford, Conn., W 58-50
Lost at a neutral site	3/24/13 vs. North Carolina in Newark, Del., L 54-59
Won in overtime	1/19/13 vs. Hartford, W 55-48 (OT)
Lost in overtime	12/5/09 @ Siena, L 61-65 (OT)
Played two or more overtimes	12/12/93 vs. Buffalo State, L 75-81
Won five consecutive games	2/4/14-2/19/14
Lost five consecutive games	1/22/10-2/6/10
Won 6-9 consecutive games	1/28/14-2/26/14 (9)
Lost 6-9 consecutive games	1/10/10-2/6/10 (9)
Won 10 or more consecutive games	1/4/14-2/26/14 (16)
Lost 10 or more consecutive games	1/17/09-2/21/09
Scored under 50 points	11/21/12 @ Michigan State, L 35-67
Scored 80-89 points	2/19/14 vs. Binghamton, W 86-35
Scored 90-99 points	2/7/14 vs. Hartford, W 90-68
Scored 100 or more points	1/30/96 vs. Southern Vermont, W 110-42
Allowed under 50 points	2/26/14 @ UNH, W 60-47
Allowed 80-89 points	12/19/13 @ Duke, L 80-51
Allowed 90-99 points	12/20/10 @ Hofstra, L 60-90
Allowed 100 or more points	2/2/88 vs. NYU, L 107-114
Won by 20 or more points	2/19/14 vs. Binghamton, W 86-35
Won by 30 or more points	2/19/14 vs. Binghamton, W 86-35
Lost by 20 or more points	12/19/13 @ Duke, L 80-51
Lost by 30 or more points	11/21/12 @ Michigan State, L 35-67
Shot over 50 percent from the field	2/19/14 vs. Binghamton, W 86-35, 52.3%
Shot under 30 percent from the field	3/24/13 vs. North Carolina in Newark, Del., L 54-59, 27.9%
Held an opponent to under 30 percent shooting from the field	2/19/14 vs. Binghamton, W 86-35, 26.7%
Had 50 or more rebounds	1/20/14 @ Binghamton, W 66-36, 57
Had 20 or more assists	2/4/14 vs. UMass Lowell, W 93-47, 21
Had 15 or more steals	2/19/14 vs. Binghamton, W 86-35, 17
Had 10 or more blocks	12/13/03 vs. Charleston Southern, W 86-63, 10
Made 10 or more 3-pointers	1/16/14 @ UMass Lowell, W 87-50, 10 (out of 17)
Made 30 or more free throws	3/10/13 vs. New Hampshire, W 71-57, 31
Had five or more players score in double figures	2/7/14 vs. Hartford, W 90-68
..... Tammy Phillip (19), Megan Craig (17), Imani Tate (16), Shereesha Richards (13), Sarah Royals (12)	
Had two or more players score at least 20 points	11/24/13 vs. Delaware State, W 87-71
..... Shereesha Richards (28), Margarita Rosario (21)	
Had two or more players grab at least 10 rebounds	2/26/14 @ UNH, W 60-47
..... Tammy Phillip (11), Megan Craig (10)	

THE LAST TIME A GREAT DANE....

Scored 20 or more points	2/19/14 - Shereesha Richards vs. Binghamton, 20
Scored 30 or more points	1/9/14 - Shereesha Richards @ Vermont, 41
Hit 10 or more field goals	2/11/14 - Megan Craig @ UMBC, 10 (out of 16)
Hit 10 or more free throws	1/23/14 - Shereesha Richards vs. UNH, 11 (out of 14)
Hit five or more 3-pointers	1/16/14 - Erin Coughlin @ UMass Lowell, 6 (out of 8)
Had a double-double	2/11/14 - Shereesha Richards/Megan Craig vs. Hartford, 18 pts., 10 rbs./23 pts., 10 rbs.
Had 10-14 rebounds	2/26/14 - Tammy Phillip/Megsn Craig @ UNH, 11/10
Had at least 15 rebounds	1/20/14 - Tammy Phillip @ Binghamton, 16
Had at least 10 assists	12/10/13 - Sarah Royals @ NJIT, 10
Had at least five steals	2/11/14 - Tammy Phillip @ UMBC, 5
Had at least five blocks	11/24/13 - Megan Craig vs. Delaware State, 5

2013-14 UAlbany Women's Basketball Game Notes - vs. Stony Brook 3/1

2013-14 Team Highs/Lows

Points	
High	94 (@ Vermont, 1/9)
Low	51 (@ Duke, 12/19)
Field Goals	
High	37 (vs. UMass Lowell, 2/4)
Low	17 (vs. Quinnipiac, 12/15)
Field Goal Attempts	
High	74 (@ Binghamton, 1/20)
Low	46 (Delaware State, 11/24) (Colgate, 12/22)
Field Goal Percentage	
High	63.0% (vs. Delaware State, 11/24)
Low	32.7% (vs. Quinnipiac, 12/15)
3-Point Field Goals	
High	10 (@ UMass Lowell, 1/16)
Low	0 (@ Providence, 11/27) (vs. Vermont, 2/1)
3-Point Field Goal Attempts	
High	21 (@ Binghamton, 1/20)
Low	4 (3x, last: @ Maine, 2/16)
3-Point Field Goal Percentage	
High	66.7% (vs. UMass Lowell, 2/4)
Low	0.0% (@ Providence, 11/27) (vs. Vermont, 2/1)
Free Throws	
High	24 (vs. Delaware State, 11/24) (@ NU, 1/4)
Low	5 (@ UMBC, 2/11)
Free Throw Attempts	
High	36 (@ Vermont, 1/9)
Low	12 (@ Duke, 12/19) (@ UMBC, 2/11)
Free Throw Percentage	
High	92.3% (vs. Delaware State, 11/24)
Low	38.9% (@ Binghamton, 1/20)
Rebounds	
High	57 (@ Binghamton, 1/20)
Low	24 (@ Duke, 12/19)
Assists	
High	24 (@ UMass Lowell, 1/16)
Low	8 (@ Maine, 2/16)
Steals	
High	19 (vs. UMass Lowell, 2/4)
Low	3 (@ NJIT, 12/10) (vs. Quinnipiac, 12/15)
Blocks	
High	6 (vs. Del. St., 11/24, @ UMass Lowell, 1/16)
Low	0 (4x, last: @ Duke, 12/19)

2013-14 Opponent Highs/Lows

Points	
High	80 (@ Duke, 12/19)
Low	35 (vs. Binghamton, 2/19)
Field Goals	
High	33 (@ Duke, 12/19)
Low	7 (@ Binghamton, 1/20)
Field Goal Attempts	
High	69 (@ Providence, 11/27)
Low	38 (@ Binghamton, 1/20)
Field Goal Percentage	
High	58.9% (@ Duke, 12/19)
Low	18.4% (@ Binghamton, 1/20)
3-Point Field Goals	
High	10 (@ Dartmouth, 12/4) (vs. Quinnipiac, 12/15)
Low	1 (@ Siena, 11/8)
3-Point Field Goal Attempts	
High	30 (vs. Cal State Fullerton, 11/20)
Low	8 (@ UMBC, 2/11) (Binghamton, 2/19)
3-Point Field Goal Percentage	
High	47.1% (@ NJIT, 12/10)
Low	4.8% (@ Siena, 11/8)
Free Throws	
High	28 (@ Northeastern, 1/4)
Low	3 (@ Dartmouth, 12/4)
Free Throw Attempts	
High	34 (@ Northeastern, 1/4)
Low	4 (@ Dartmouth, 12/4)
Free Throw Percentage	
High	100% (@ Maine, 2/16)
Low	20% (@ UMBC, 2/11)
Rebounds	
High	38 (@ Vermont, 1/9)
Low	20 (@ UMBC, 2/11)
Assists	
High	24 (@ Duke, 12/19)
Low	6 (@ Siena, 11/8)
Steals	
High	16 (@ Duke, 12/19)
Low	3 (@ NJIT, 12/10) (@ Vermont, 1/9)
Blocks	
High	7 (@ UMass Lowell, 1/16)
Low	0 (@ Stony Brook, 1/30)

2013-14 UAlbany Individual Highs

Points

- Shereesha Richards, 41 (@ Vermont, 1/9)
- Megan Craig, 33 (@ Northeastern, 1/4)

Field Goals Made

- Shereesha Richards, 17 (@ Vermont, 1/9)
- Shereesha Richards, 15 (@ Dartmouth, 12/4)

Three-Point Field Goals Made

- Erin Coughlin, 6 (@ UMass Lowell, 1/16)
- Erin Coughlin, 4 (3x)

Free Throws Made

- Sarah Royals, 11 (@ Northeastern, 1/4)
- Shereesha Richards, 11 (vs. UNH, 1/23)

Rebounds

- Tammy Phillip, 19 (@ UMass Lowell, 1/16)
- Shereesha Richards, 18 (@ Hartford, 1/12)

Double-Doubles

- Shereesha Richards, 13
- Megan Craig, 5

Assists

- Sarah Royals, 10 (@ NJIT, 12/10)
- Sarah Royals, 9 (vs. Hartford, 2/7)

Steals

- Tammy Phillip, 6 (vs. UMBC, 1/28)
- Tammy Phillip, 6 (vs. Hartford, 2/7)

Blocks

- Megan Craig, 5 (vs. Delaware State, 11/24)
- Megan Craig, 4 (@ Siena, 11/8)

2013-14 INDIVIDUAL SUPERLATIVES

Points (20+)

- Shereesha Richards, 41 (@ Vermont, 1/9)
- Megan Craig, 33 (@ Northeastern, 1/4)
- Shereesha Richards, 32 (@ Dartmouth, 12/4)
- Shereesha Richards, 29 (vs. UMass Lowell, 2/4)
- Shereesha Richards, 28 (vs. Marist, 11/14)
- Shereesha Richards, 28 (vs. Delaware State, 11/24)
- Shereesha Richards, 25 (vs. Western Michigan, 11/10)
- Shereesha Richards, 25 (vs. UNH, 1/23)
- Shereesha Richards, 24 (@ Duke, 12/19)
- Megan Craig, 23 (@ UMBC, 2/11)
- Sarah Royals, 23 (vs. Maine, 1/18)
- Shereesha Richards, 23 (@ Hofstra, 1/1)
- Shereesha Richards, 23 (@ Hartford, 1/12)
- Shereesha Richards, 23 (@ UMass Lowell, 1/16)
- Megan Craig, 22 (vs. Vermont, 2/1)
- Shereesha Richards, 22 (vs. Cal State Fullerton, 11/20)
- Shereesha Richards, 21 (@ NJIT, 12/10)
- Shereesha Richards, 21 (vs. Colgate, 12/22)
- Sarah Royals, 21 (@ Siena, 11/8)
- Margarita Rosario, 21 (vs. Delaware State, 11/24)
- Shereesha Richards, 20 (vs. Binghamton, 2/19)

Rebounds (13+)

- Tammy Phillip, 19 (@ UMass Lowell, 1/16)
- Shereesha Richards, 18 (@ Hartford, 1/12)
- Tammy Phillip, 16 (@ Binghamton, 1/20)
- Shereesha Richards, 16 (@ Hofstra, 1/1)
- Shereesha Richards, 15 (vs. Marist, 11/14)
- Shereesha Richards, 14 (vs. Quinnipiac, 12/15)
- Shereesha Richards, 14 (vs. Colgate, 12/22)
- Tammy Phillip, 13 (@ Northeastern, 1/4)
- Tammy Phillip, 13 (@ Providence, 11/27)
- Tammy Phillip, 13 (vs. Hartford, 2/7)

Steals (5+)

- Tammy Phillip, 6 (vs. UMBC, 1/28)
- Tammy Phillip, 6 (vs. Hartford, 2/7)
- Shereesha Richards, 5 (@ Providence, 11/27)
- Shereesha Richards, 5 (vs. UMass Lowell, 2/4)
- Margarita Rosario, 5 (@ Binghamton, 1/20)
- Sarah Royals, 5 (@ Vermont, 1/9)

Double-Doubles (ordered by point total)

- Shereesha Richards, 41 pts., 11 rbs. (@ Vermont, 1/9)
- Shereesha Richards, 32 pts., 12 rbs. (@ Dartmouth, 12/4)
- Shereesha Richards, 28 pts., 15 rbs. (vs. Marist, 11/14)
- Shereesha Richards, 23 pts., 18 rbs. (@ Hartford, 1/12)
- Shereesha Richards, 23 pts., 16 rbs. (@ Hofstra, 1/1)
- Megan Craig, 23 pts., 10 rbs. (@ UMBC, 2/11)
- Shereesha Richards, 23 pts., 10 rbs. (@ UMass Lowell, 1/16)
- Shereesha Richards, 21 pts., 14 rbs. (vs. Colgate 12/22)
- Shereesha Richards, 21 pts., 11 rbs. (@ NJIT, 12/10)
- Shereesha Richards, 19 pts., 14 rbs. (vs. Quinnipiac, 12/15)
- Tammy Phillip, 19 pts., 13 rbs. (vs. Hartford, 2/7)
- Shereesha Richards, 19 pts., 11 rbs. (vs. Maine, 1/18)
- Megan Craig, 18 pts., 12 rbs. (@ Stony Brook, 1/30)
- Shereesha Richards, 18 pts., 10 rbs. (@ UMBC, 2/11)
- Megan Craig, 17 pts., 11 rbs. (vs. UMass Lowell, 2/4)
- Megan Craig, 17 pts., 11 rbs. (vs. Hartford, 2/7)
- Shereesha Richards, 17 pts., 10 rbs. (@ Binghamton, 1/20)
- Megan Craig, 15 pts., 10 rbs. (@ Providence, 11/27)
- Shereesha Richards, 13 pts., 12 rbs. (@ Siena, 11/8)
- Sarah Royals, 13 pts., 10 asts. (@ NJIT, 12/10)

Assists (7+)

- Sarah Royals, 10 (@ NJIT, 12/10)
- Sarah Royals, 9 (vs. Hartford, 2/7)
- Sarah Royals, 8 (vs. Marist, 11/14)
- Margarita Rosario, 8 (vs. Cal State Fullerton, 11/20)
- Sarah Royals, 8 (@ Vermont, 1/9)
- Margarita Rosario, 7 (vs. Delaware State, 11/24)
- Margarita Rosario, 7 (@ Dartmouth, 12/4)
- Margarita Rosario, 7 (@ NJIT, 12/10)
- Margarita Rosario, 7 (vs. UNH, 1/23)
- Margarita Rosario, 7 (vs. UMass Lowell, 2/4)
- Sarah Royals, 7 (@ Dartmouth, 12/4)
- Sarah Royals, 7 (vs. Cal State Fullerton, 11/20)
- Sarah Royals, 7 (@ Stony Brook, 1/30)

Blocks (5+)

- Megan Craig, 5 (vs. Delaware State, 11/24)

2013-14 UAlbany Women's Basketball Game Notes - vs. Stony Brook 3/1

UAlbany Box Scores

Official Basketball Box Score -- Game Totals -- Final Statistics
Albany vs Siena
11/8/13 5 PM at Albany, N.Y. - Times Union Center

Gm #1

Albany 69 • 1-0

#	Player	Total			3-Ptr			Rebounds			PF	TP	A	TO	Blk	Stl	Min
		FG-FGA	FG-FGA	FT-FTA	FG-FGA	FG-FGA	FT-FTA	Off	Def	Tot							
04	ROYALS,Sarah	f	6-11	3-5	6-7	0	6	6	2	21	6	6	0	4	36		
25	RICHARDS,Shereesha	f	5-11	0-0	3-3	1	11	12	4	13	1	3	0	4	33		
32	CRAIG,Megan	c	2-5	0-0	0-0	2	3	5	4	4	0	3	4	0	29		
03	ROSARIO,Margarita	g	6-9	1-2	1-2	0	2	2	3	14	3	7	0	2	31		
14	PHILLIP,Tammy	g	0-4	0-0	0-0	7	3	10	3	0	1	1	0	1	22		
01	COUGHLIN,Erin	g	3-5	2-4	0-0	0	0	0	0	8	1	0	0	0	10		
12	TATE,Imani	g	2-3	0-1	3-3	1	1	2	1	7	0	4	0	2	16		
23	SAUNDERS,Zakiya	g	1-1	0-0	0-0	0	0	0	1	2	0	1	0	0	5		
34	WILLIAMS,Keyontae	g	0-4	0-0	0-0	0	0	0	1	0	1	2	0	1	6		
24	EDWARDS,Cassandra	g	0-1	0-0	0-1	0	2	2	0	0	0	0	0	0	12		
	Team					4	5	9									
	Totals		25-54	6-12	13-16	15	33	48	19	69	13	28	4	14	200		

FG % 1st Half: 17-29 58.6% 2nd half: 8-25 32.0% Game: 25-54 46.3% Deadball Rebounds 3,1
 3FG % 1st Half: 6-8 75.0% 2nd half: 0-4 0.0% Game: 6-12 50.0%
 FT % 1st Half: 3-4 75.0% 2nd half: 10-12 83.3% Game: 13-16 81.3%

Siena 42 • 0-1

#	Player	Total			3-Ptr			Rebounds			PF	TP	A	TO	Blk	Stl	Min
		FG-FGA	FG-FGA	FT-FTA	FG-FGA	FG-FGA	FT-FTA	Off	Def	Tot							
40	Sole Anglada, Clara	f	0-7	0-0	2-2	2	0	2	4	2	0	2	2	4	26		
45	Donohue, Meghan	f	5-10	0-0	3-4	3	3	6	2	13	0	5	1	1	34		
05	Stewart, Ciara	g	0-0	0-0	2-2	0	1	1	1	2	0	3	0	0	11		
20	Cummings, Kanika	g	0-6	0-6	0-0	0	2	2	1	0	0	1	0	0	20		
25	Coles, Tehresa	g	6-9	0-1	0-1	3	1	4	3	12	2	2	0	1	28		
03	Logan, Brianna	g	2-8	1-4	0-1	0	1	1	0	5	2	4	1	0	29		
04	Willingham, Emria	g	2-9	0-3	1-3	2	2	4	3	5	2	0	0	2	21		
12	Kelly, Symone	g	1-4	0-0	1-2	3	2	5	2	3	0	1	1	1	16		
44	Booth, Kelsey	g	0-8	0-7	0-1	1	2	3	2	0	0	0	1	3	15		
	Team					2	0	2									
	Totals		16-61	1-21	9-16	16	14	30	18	42	6	21	6	12	200		

FG % 1st Half: 5-29 17.2% 2nd half: 11-32 34.4% Game: 16-61 26.2% Deadball Rebounds 2
 3FG % 1st Half: 0-10 0.0% 2nd half: 1-11 9.1% Game: 1-21 4.8%
 FT % 1st Half: 5-8 62.5% 2nd half: 4-8 50.0% Game: 9-16 56.3%

Officials: Gary Schimel, Jon Levinson and Felicia Young
 Technical fouls: Albany-None. Siena-None.
 Attendance: 612

Score by periods	1st	2nd	Total
Albany	43	26	69
Siena	15	27	42

Official Basketball Box Score -- Game Totals -- Final Statistics
Western Michigan vs UAlbany
11/10/13 2 p.m. at SEFCU Arena, Albany, N.Y.

Gm #2

Western Michigan 61 • 1-1

#	Player	Total			3-Ptr			Rebounds			PF	TP	A	TO	Blk	Stl	Min
		FG-FGA	FG-FGA	FT-FTA	FG-FGA	FG-FGA	FT-FTA	Off	Def	Tot							
13	O'BRIEN, Michelle	f	0-5	0-1	0-1	0	2	2	2	0	0	2	0	0	20		
24	WOODS, Miracle	f	5-10	0-0	11-11	3	0	3	3	21	0	0	2	0	28		
01	SHIPMAN, Meredith	g	1-5	1-4	0-0	0	1	1	2	3	1	0	0	0	24		
05	JOHNSON, A.J.	g	5-9	3-6	2-2	0	1	2	1	2	15	1	4	0	27		
10	WINDHAM, Jazmine	g	1-4	0-0	2-2	1	1	2	4	4	1	1	0	0	22		
03	HENSON, Julia	g	2-2	2-2	0-0	0	2	2	1	6	0	2	0	0	19		
21	HARRIS, Marquisha	g	0-5	0-0	2-4	0	2	2	1	2	1	2	0	0	14		
30	MORTON, Alex	g	0-1	0-0	4-4	0	1	1	0	4	6	2	0	0	25		
32	BACHROUCHE, Jenna	g	0-0	0-0	0-0	0	1	1	1	0	0	0	0	0	1		
52	JESSING, Jessica	g	2-6	0-2	2-2	0	3	3	2	6	0	0	0	2	16		
54	ADALINE, Rachel	g	0-1	0-0	0-0	0	0	0	0	0	0	0	0	0	4		
	Team					1	4	5									
	Totals		16-48	6-15	23-26	5	18	23	18	61	12	14	2	4	200		

FG % 1st Half: 9-23 39.1% 2nd half: 7-25 28.0% Game: 16-48 33.3% Deadball Rebounds 2
 3FG % 1st Half: 4-6 66.7% 2nd half: 2-9 22.2% Game: 6-15 40.0%
 FT % 1st Half: 7-9 77.8% 2nd half: 16-17 94.1% Game: 23-26 88.5%

UAlbany 77 • 2-0

#	Player	Total			3-Ptr			Rebounds			PF	TP	A	TO	Blk	Stl	Min
		FG-FGA	FG-FGA	FT-FTA	FG-FGA	FG-FGA	FT-FTA	Off	Def	Tot							
25	RICHARDS,Shereesha	f	12-17	0-0	1-4	3	6	9	4	25	2	4	0	3	35		
32	CRAIG,Megan	c	6-9	0-0	0-1	2	1	3	5	12	0	0	1	0	28		
03	ROSARIO,Margarita	g	4-6	1-3	0-0	1	4	5	4	9	4	3	0	4	26		
04	ROYALS,Sarah	g	2-4	0-0	6-6	0	1	1	2	10	5	0	0	0	25		
14	PHILLIP,Tammy	g	3-6	0-1	0-0	2	5	7	2	6	0	1	0	0	20		
01	COUGHLIN,Erin	g	2-7	2-5	2-2	0	3	3	0	8	4	1	0	3	22		
12	TATE,Imani	g	1-4	0-1	2-2	0	3	3	1	4	1	2	0	2	18		
23	SAUNDERS,Zakiya	g	0-1	0-1	0-0	1	1	2	0	0	0	1	0	0	8		
34	WILLIAMS,Keyontae	g	1-3	0-1	0-0	0	1	1	3	2	0	3	0	0	11		
24	EDWARDS,Cassandra	g	0-1	0-0	1-3	0	1	1	2	1	0	0	0	0	7		
	Team					4	2	6									
	Totals		31-58	3-12	12-18	13	28	41	23	77	16	17	1	12	200		

FG % 1st Half: 16-29 55.2% 2nd half: 15-29 51.7% Game: 31-58 53.4% Deadball Rebounds 2
 3FG % 1st Half: 2-7 28.6% 2nd half: 1-5 20.0% Game: 3-12 25.0%
 FT % 1st Half: 7-12 58.3% 2nd half: 5-6 83.3% Game: 12-18 66.7%

Officials: Geraldine Smith, Carolos Alvarez, Jerome Skrine
 Technical fouls: Western Michigan-None. UAlbany-None.
 Attendance: 587

Score by periods	1st	2nd	Total
Western Michigan	29	32	61
UAlbany	41	36	77

Official Basketball Box Score -- Game Totals -- Final Statistics
Marist vs University at Albany
11/14/13 7:00 p.m. at SEFCU Arena - Albany, N.Y.

Gm #3

Marist 59 • 0-2

#	Player	Total			3-Ptr			Rebounds			PF	TP	A	TO	Blk	Stl	Min
		FG-FGA	FG-FGA	FT-FTA	FG-FGA	FG-FGA	FT-FTA	Off	Def	Tot							
13	Emma O'Connor	f	7-15	1-3	2-3	2	3	5	3	17	1	2	0	2	35		
25	Madeline Blais	f	6-14	0-0	4-6	3	2	5	4	16	1	0	0	0	32		
05	Natalie Gomez	g	0-2	0-1	0-0	0	1	1	1	0	5	1	1	3	28		
03	Sydney Coffey	g	1-6	1-5	0-0	0	2	2	3	3	2	1	1	1	39		
11	Leanne Ockenden	g	6-13	6-12	0-0	0	6	6	2	18	5	0	0	2	36		
01	Bri Holmes	g	0-1	0-1	0-0	0	0	0	1	0	0	1	0	1	8		
24	Brittini Lai	g	0-0	0-0	1-2	0	1	1	0	1	0	2	0	0	9		
35	Katharine Fogarty	g	2-3	0-0	0-0	1	0	1	3	4	1	1	0	0	13		
	Team					1	4	5									
	Totals		22-54	8-22	7-11	7	19	26	17	59	16	9	2	9	200		

FG % 1st Half: 12-26 46.2% 2nd half: 10-28 35.7% Game: 22-54 40.7% Deadball Rebounds 3
 3FG % 1st Half: 5-11 45.5% 2nd half: 3-11 27.3% Game: 8-22 36.4%
 FT % 1st Half: 6-10 60.0% 2nd half: 1-1 100.0% Game: 7-11 63.6%

University at Albany 69 • 3-0

#	Player	Total			3-Ptr			Rebounds			PF	TP	A	TO	Blk	Stl	Min
		FG-FGA	FG-FGA	FT-FTA	FG-FGA	FG-FGA	FT-FTA	Off	Def	Tot							
25	RICHARDS,Shereesha	f	10-12	0-0	8-10	6	9	15	4	28	1	5	0	0	31		
32	CRAIG,Megan	c	4-8	0-0	0-1	1	1	2	4	8	1	1	0	0	27		
03	ROSARIO,Margarita	g	1-9	1-3	0-0	2	5	7	0	3	1	2	0	2	33		
04	ROYALS,Sarah	g	5-10	1-2	4-7	1	7	8	1	15	8	0	0	2	38		
14	PHILLIP,Tammy	g	5-8	1-2	0-1	1	5	6	2	11	5	3	0	0	33		
01	COUGHLIN,Erin	g	0-5	0-4	0-0	0	0	0	3	0	2	1	0	1	22		
12	TATE,Imani	g	0-2	0-2	0-0	0	0	0	1	0	0	0	0	0	5		
24	WILLIAMS,Keyontae	g	0-0	0-0	0-0	0	0	0	0	0	0	0	0	0	3		
34	EDWARDS,Cassandra	g	1-2	0-0	2-2	0	0	0	4	0	2	0	0	0	8		
	Team					4	0	4									
	Totals		26-56	3-13	14-21	15	27	42	15	69	18	14	0	5	200		

FG % 1st Half: 13-27 48.1% 2nd half: 13-29 44.8% Game: 26-56 46.4% Deadball Rebounds 2
 3FG % 1st Half: 5-8 25.0% 2nd half: 1-5 20.0% Game: 3-13 23.1%
 FT % 1st Half: 2-4 50.0% 2nd half: 12-17 70.6% Game: 14-21 66.7%

Officials: Jose Rodriguez, Heather Browne, Kathy Lynch
 Technical fouls: Marist-None. University at Albany-None.
 Attendance: 882

Score by periods	1st	2nd	Total
Marist	35	24	59
University at Albany	30	39	69

Official Basketball Box Score -- Game Totals -- Final Statistics
Cal State Fullerton vs University at Albany
11/20/13 7:00 p.m. at SEFCU Arena - Albany, N.Y.

Gm #4

Cal State Fullerton 49 • 0-3

#	Player	Total			3-Ptr			Rebounds			PF	TP	A	TO	Blk	Stl	Min
		FG-FGA	FG-FGA	FT-FTA	FG-FGA	FG-FGA											

2013-14 UAlbany Women's Basketball Game Notes - vs. Stony Brook 3/1

UAlbany Box Scores

Official Basketball Box Score -- Game Totals -- Final Statistics
Delaware State vs University at Albany
11/24/13 2:00 p.m. at SEFCU Arena - Albany, N.Y.

Gm #5

Delaware State 71 • 1-3

#	Player	F	Total		3-Ptr		Rebounds			PF	TP	A	TO	Blk	Stl	Min
			FG-FGA	FT-FTA	FG-FGA	FT-FTA	Off	Def	Tot							
12	HARMON, Deanna	f	1-2	0-0	4-6	0	1	1	4	6	2	2	0	0	16	
24	HAWKINS, Tierra	f	12-18	0-0	5-9	3	2	5	2	29	0	3	3	3	40	
03	BANKSTON, Raven	g	10-21	3-5	5-6	1	1	2	5	28	3	0	0	2	34	
04	WASHINGTON, Jade	g	1-1	0-0	0-0	2	0	2	3	2	6	3	0	4	37	
05	BANKSTON, Raine	g	0-8	0-3	2-2	0	1	1	3	2	5	0	0	0	20	
11	KERSEY, N'Kayah	f	0-2	0-2	0-0	0	0	0	1	0	1	0	0	0	15	
13	WILLIAMS, Diamond	g	0-2	0-2	0-0	0	0	0	1	0	0	0	0	0	7	
23	CARTER, Tylinn	f	1-3	0-0	2-2	3	6	9	4	4	0	1	0	0	31	
Team						2	2	4								
Totals			25-57	3-12	18-25	11	13	24	23	71	14	14	3	9	200	

FG % 1st Half: 13-30 43.3% 2nd half: 12-27 44.4% Game: 25-57 43.9% Deadball Rebounds 5
 3FG % 1st Half: 2-7 28.6% 2nd half: 1-5 20.0% Game: 3-12 25.0%
 FT % 1st Half: 5-6 83.3% 2nd half: 13-19 68.4% Game: 18-25 72.0%

University at Albany 87 • 5-0

#	Player	F	Total		3-Ptr		Rebounds			PF	TP	A	TO	Blk	Stl	Min
			FG-FGA	FT-FTA	FG-FGA	FT-FTA	Off	Def	Tot							
04	ROYALS, Sarah	f	3-5	0-0	8-9	0	4	4	4	14	4	3	0	0	31	
25	RICHARDS, Shereesha	f	11-14	0-0	6-7	3	3	6	4	28	0	1	1	3	38	
32	CRAIG, Megan	c	4-6	0-0	0-0	0	2	2	4	8	2	2	5	1	29	
03	ROSARIO, Margarita	g	4-5	3-3	10-10	1	5	6	1	21	7	6	0	1	40	
14	PHILLIP, Tammy	g	3-9	0-0	0-0	1	5	6	5	6	3	4	0	2	34	
01	COUGHLIN, Erin	g	4-7	2-5	0-0	0	1	1	3	10	5	1	0	1	28	
Team						1	3	4			1					
Totals			29-46	5-8	24-26	6	23	29	21	87	21	18	6	8	200	

FG % 1st Half: 13-25 52.0% 2nd half: 16-21 76.2% Game: 29-46 63.0% Deadball Rebounds 0
 3FG % 1st Half: 3-4 75.0% 2nd half: 2-4 50.0% Game: 5-8 62.5%
 FT % 1st Half: 8-9 88.9% 2nd half: 16-17 94.1% Game: 24-26 92.3%

Officials: Diana DePaul, Kevin Farlow, Michelle Ross
 Technical fouls: Delaware State-None. University at Albany-None.
 Attendance: 553

Score by periods	1st	2nd	Total
Delaware State	33	38	71
University at Albany	37	50	87

Official Basketball Box Score -- Game Totals -- Final Statistics
Albany vs Providence
11/27/13 7:00 p.m. at Providence, R.I. (Alumni Hall)

Gm #6

Albany 70 • 6-0

#	Player	F	Total		3-Ptr		Rebounds			PF	TP	A	TO	Blk	Stl	Min
			FG-FGA	FT-FTA	FG-FGA	FT-FTA	Off	Def	Tot							
03	ROSARIO, Margarita	*	2-9	0-4	7-8	1	5	6	4	11	3	3	1	0	38	
04	ROYALS, Sarah	*	5-12	0-2	7-9	1	1	2	1	17	2	1	0	0	38	
14	PHILLIP, Tammy	*	2-3	0-0	3-4	1	12	13	3	7	2	6	1	0	35	
25	RICHARDS, Shereesha	*	9-14	0-0	1-2	2	7	9	3	19	1	4	0	5	37	
32	CRAIG, Megan	*	7-12	0-0	1-2	5	5	10	4	15	0	3	3	0	37	
01	COUGHLIN, Erin	*	0-1	0-1	0-0	0	0	0	1	0	2	0	0	0	4	
12	TATE, Imani	*	0-1	0-0	1-4	2	2	4	1	1	2	3	0	0	11	
Team						1	2	3			1					
Totals			25-52	0-7	20-29	13	34	47	17	70	10	23	5	5	200	

FG % 1st Half: 11-25 44.0% 2nd half: 14-27 51.9% Game: 25-52 48.1% Deadball Rebounds 6
 3FG % 1st Half: 0-3 0.0% 2nd half: 0-4 0.0% Game: 0-7 0.0%
 FT % 1st Half: 3-8 37.5% 2nd half: 17-21 81.0% Game: 20-29 69.0%

Providence 60 • 4-3

#	Player	F	Total		3-Ptr		Rebounds			PF	TP	A	TO	Blk	Stl	Min
			FG-FGA	FT-FTA	FG-FGA	FT-FTA	Off	Def	Tot							
00	BEAL, Sarah	*	2-9	1-6	1-2	0	2	2	3	6	2	3	0	2	36	
10	PEARSON, Danielle	*	3-8	2-4	2-2	4	3	7	4	10	0	4	0	0	24	
13	RULE, Tori	*	2-12	1-5	0-2	1	3	4	5	5	2	1	0	3	28	
30	IISKOLA, Evi	*	2-4	0-0	4-6	2	3	5	1	8	0	1	0	0	22	
42	HARRIS, Alexis	*	2-11	0-0	1-2	2	2	4	1	5	1	1	3	1	38	
14	SIMPSON, Miranda	*	1-3	0-2	0-0	0	1	1	0	2	1	0	0	0	8	
21	ROBINSON, Karin	*	7-16	0-4	2-2	0	0	0	4	16	3	3	0	3	29	
22	MILLER, Aliyah	*	3-6	0-0	2-2	3	1	4	3	8	0	2	0	0	15	
Team						4	2	6								
Totals			22-69	4-21	12-18	16	17	33	21	60	9	15	3	9	200	

FG % 1st Half: 8-32 25.0% 2nd half: 14-37 37.8% Game: 22-69 31.9% Deadball Rebounds 3
 3FG % 1st Half: 2-11 18.2% 2nd half: 2-10 20.0% Game: 4-21 19.0%
 FT % 1st Half: 0-0 0.0% 2nd half: 12-18 66.7% Game: 12-18 66.7%

Officials: Albert Titus, Mara Wager, Mark Resch
 Technical fouls: Albany-None. Providence-None.
 Attendance: 312

Score by periods	1st	2nd	Total
Albany	25	45	70
Providence	18	42	60

Official Basketball Box Score -- Game Totals -- Final Statistics
Albany vs Dartmouth
12/4/13 7:00 pm at Leede Arena, Hanover, N.H.

Gm #7

Albany 81 • 7-0

#	Player	F	Total		3-Ptr		Rebounds			PF	TP	A	TO	Blk	Stl	Min
			FG-FGA	FT-FTA	FG-FGA	FT-FTA	Off	Def	Tot							
14	PHILLIP, Tammy	f	2-7	0-1	1-2	0	5	5	2	5	0	2	0	1	28	
25	RICHARDS, Shereesha	f	15-18	0-0	2-2	4	8	12	2	32	0	0	0	3	31	
32	CRAIG, Megan	c	7-10	0-0	0-0	2	3	5	3	14	0	2	1	0	26	
03	ROSARIO, Margarita	g	3-5	1-1	0-0	1	1	2	0	7	7	1	0	2	35	
04	ROYALS, Sarah	g	2-9	0-2	2-3	2	1	3	1	6	7	1	0	2	27	
01	COUGHLIN, Erin	g	0-6	0-4	0-0	0	0	0	1	0	0	3	0	1	16	
12	TATE, Imani	g	2-2	0-0	1-3	1	2	3	1	5	1	0	0	0	10	
15	FEQUIERE, Jessica	g	1-2	0-1	1-1	0	1	1	1	3	0	1	0	0	4	
23	SAUNDERS, Zakiya	g	0-1	0-0	2-2	0	1	1	1	2	0	1	0	1	5	
24	WILLIAMS, Keyontae	g	3-4	0-1	0-0	1	2	3	0	6	1	0	1	2	12	
34	EDWARDS, Cassandra	g	0-0	0-0	1-2	1	1	2	1	1	0	0	0	0	6	
Team						0	0	0								
Totals			35-64	1-10	10-15	12	25	37	13	81	16	11	2	12	200	

FG % 1st Half: 16-32 50.0% 2nd half: 19-32 59.4% Game: 35-64 54.7% Deadball Rebounds 1
 3FG % 1st Half: 0-2 0.0% 2nd half: 1-8 12.5% Game: 1-10 10.0%
 FT % 1st Half: 2-4 50.0% 2nd half: 8-11 72.7% Game: 10-15 66.7%

Dartmouth 59 • 1-5

#	Player	F	Total		3-Ptr		Rebounds			PF	TP	A	TO	Blk	Stl	Min
			FG-FGA	FT-FTA	FG-FGA	FT-FTA	Off	Def	Tot							
13	Roland, Lakin	f	3-6	0-0	3-3	0	4	4	4	9	4	2	0	0	22	
31	Schmitt, Abbey	f	5-11	0-0	0-1	7	3	10	3	10	2	2	0	1	37	
11	Toskovic, Milica	g	3-9	0-2	0-0	0	3	3	4	6	3	0	1	1	33	
10	Szabo, Fanni	g	8-13	6-11	0-0	1	4	5	2	22	3	4	2	2	38	
20	Vareika, Katie	g	2-11	2-9	0-0	0	4	4	2	6	2	3	0	1	37	
01	Roman, Sofia	g	2-2	2-2	0-0	0	1	1	0	6	0	1	0	0	3	
21	Martinez, Kaitana	g	0-0	0-0	0-0	0	0	0	1	0	4	1	0	0	8	
32	Zelinger, Eve	g	0-2	0-1	0-0	1	0	1	2	0	0	4	0	0	16	
35	Beresford, Nicole	g	0-1	0-0	0-0	0	0	0	0	0	0	0	0	0	1	
52	Thompson, Kamala	g	0-0	0-0	0-0	0	1	1	0	0	0	1	0	0	5	
Team						0	0	0								
Totals			23-55	10-25	3-4	9	20	29	18	59	18	20	3	5	200	

FG % 1st Half: 12-29 41.4% 2nd half: 11-26 42.3% Game: 23-55 41.8% Deadball Rebounds 0
 3FG % 1st Half: 5-15 33.3% 2nd half: 5-10 50.0% Game: 10-25 40.0%
 FT % 1st Half: 0-0 0.0% 2nd half: 3-4 75.0% Game: 3-4 75.0%

Officials: Joe Barrise, Terry Funk, Maggie Tieman
 Technical fouls: Albany-None. Dartmouth-None.
 Attendance: 382

Score by periods	1st	2nd	Total
Albany	34	47	81
Dartmouth	29	30	59

Official Basketball Box Score -- Game Totals -- Final Statistics
UAlbany vs NJIT
12/10/13 7pm at Newark, NJ-Fleisher Athletic Center

Gm #8

UAlbany 75

2013-14 UAlbany Women's Basketball Game Notes - vs. Stony Brook 3/1

UAlbany Box Scores

Official Basketball Box Score -- Game Totals -- Final Statistics
Quinnipiac vs University at Albany
12/15/13 2:00 p.m. at SEFCU Arena - Albany, N.Y.

Gm #9

Quinnipiac 74 • 5-5

#	Player	Total			3-Ptr			Rebounds			PF	TP	A	TO	Blk	Stl	Min
		FG-FGA	FG-FGA	FT-FTA	FG-FGA	FG-FGA	FT-FTA	Off	Def	Tot							
20	MCQUAIN, Brittany	* 1-4	0-0	2-2	2	7	9	3	4	2	1	2	3	25			
22	CANNON, Ellen	* 1-7	1-6	2-2	0	1	1	1	5	1	2	0	1	23			
24	MARTIN, Jasmine	* 4-11	2-5	6-8	0	1	1	2	16	3	2	2	0	28			
31	GUASTELLA, Samantha	* 3-9	2-6	2-2	3	5	8	4	10	1	2	2	2	36			
33	ABSHIRE, Gillian	* 3-6	2-4	5-6	1	1	2	2	13	4	1	0	0	31			
01	EARLE, Shaina	0-0	0-0	0-0	0	1	1	1	0	1	0	0	0	9			
10	NAPOLITANO, Maria	1-5	1-5	0-0	0	1	1	3	3	1	0	0	1	9			
13	WARNER, Camryn	5-8	2-2	0-0	4	0	4	4	12	2	2	2	1	19			
23	OSTERGAARD, Nikoline	5-7	0-1	1-2	1	2	3	1	11	1	0	0	1	20			
Team					0	7	7										
Totals		23-57	10-29	18-22	11	26	37	21	74	16	10	6	8	200			

FG % 1st Half: 15-33 45.5% 2nd half: 8-24 33.3% Game: 23-57 40.4% Deadball Rebounds 1
 3FG % 1st Half: 7-17 41.2% 2nd half: 3-12 25.0% Game: 10-29 34.5%
 FT % 1st Half: 3-4 75.0% 2nd half: 15-18 83.3% Game: 18-22 81.8%

University at Albany 53 • 8-1

#	Player	Total			3-Ptr			Rebounds			PF	TP	A	TO	Blk	Stl	Min
		FG-FGA	FG-FGA	FT-FTA	FG-FGA	FG-FGA	FT-FTA	Off	Def	Tot							
01	COUGHLIN, Erin	* 4-11	3-10	0-0	0	4	4	5	11	1	0	0	2	35			
03	ROSARIO, Margarita	* 1-10	1-6	0-0	1	2	3	2	3	3	5	0	1	40			
04	ROYALS, Sarah	* 5-12	0-0	5-5	0	3	3	5	15	2	1	0	0	36			
14	PHILLIP, Tammy	* 1-3	0-0	2-2	2	2	4	3	4	0	7	0	0	23			
25	RICHARDS, Shereesha	* 6-13	1-1	6-8	4	10	14	4	19	2	1	0	0	39			
12	TATE, Imani	0-2	0-0	1-2	1	1	2	1	1	3	0	0	0	17			
15	FEQUIERE, Jessica	0-1	0-0	0-0	1	1	2	0	0	0	0	0	0	1			
24	WILLIAMS, Keyontae	0-0	0-0	0-0	0	0	0	0	0	1	0	0	0	4			
34	EDWARDS, Cassandra	0-0	0-0	0-0	0	0	0	1	0	0	1	0	0	5			
Team					4	2	6										
Totals		17-52	5-17	14-17	13	25	38	21	53	9	19	0	3	200			

FG % 1st Half: 9-29 31.0% 2nd half: 8-23 34.8% Game: 17-52 32.7% Deadball Rebounds 0
 3FG % 1st Half: 3-8 37.5% 2nd half: 2-9 22.2% Game: 5-17 29.4%
 FT % 1st Half: 5-5 100.0% 2nd half: 9-12 75.0% Game: 14-17 82.4%

Officials: John Palermo, Hillary Harwell, Heather C. Browne
 Technical fouls: Quinnipiac-None. University at Albany-None.
 Attendance: 856

Score by periods	1st	2nd	Total
Quinnipiac	40	34	74
University at Albany	26	27	53

Official Basketball Box Score -- Game Totals -- Final Statistics
Albany vs #2/2 Duke
12-19-13 6:36 PM at Durham, N.C. (Cameron Indoor Stadium)

Gm #10

Albany 51 • 8-2

#	Player	Total			3-Ptr			Rebounds			PF	TP	A	TO	Blk	Stl	Min
		FG-FGA	FG-FGA	FT-FTA	FG-FGA	FG-FGA	FT-FTA	Off	Def	Tot							
04	ROYALS, Sarah	f 2-4	1-2	2-2	1	2	3	1	7	5	8	0	4	35			
25	RICHARDS, Shereesha	f 12-20	0-0	0-0	4	3	7	4	24	0	0	0	1	38			
01	COUGHLIN, Erin	g 2-11	2-10	0-0	0	0	0	3	6	1	1	0	0	31			
03	ROSARIO, Margarita	g 1-3	1-2	0-0	0	0	0	2	3	4	8	0	2	29			
14	PHILLIP, Tammy	g 0-4	0-1	1-2	4	3	7	3	1	1	3	0	2	32			
12	TATE, Imani	1-7	0-0	0-0	1	0	1	2	2	1	3	0	2	14			
24	WILLIAMS, Keyontae	0-0	0-0	1-2	0	0	0	1	0	0	0	0	0	3			
32	CRAIG, Megan	1-3	0-0	5-6	1	0	1	4	7	0	1	0	0	18			
Team					2	3	5										
Totals		19-52	4-15	9-12	13	11	24	19	51	12	28	0	11	200			

FG % 1st Half: 11-30 36.7% 2nd half: 8-22 36.4% Game: 19-52 36.5% Deadball Rebounds 1
 3FG % 1st Half: 1-8 12.5% 2nd half: 3-7 42.9% Game: 4-15 26.7%
 FT % 1st Half: 3-4 75.0% 2nd half: 6-8 75.0% Game: 9-12 75.0%

#2/2 Duke 80 • 11-1

#	Player	Total			3-Ptr			Rebounds			PF	TP	A	TO	Blk	Stl	Min
		FG-FGA	FG-FGA	FT-FTA	FG-FGA	FG-FGA	FT-FTA	Off	Def	Tot							
32	Tricia Liston	f 2-7	1-4	0-0	0	0	0	1	5	0	1	0	0	20			
33	Haley Peters	f 8-12	0-0	1-2	2	2	4	1	17	2	2	0	0	22			
01	Elizabeth Williams	c 4-4	0-0	1-2	0	4	4	1	9	1	3	2	1	19			
02	Alexis Jones	g 1-5	1-3	1-2	0	3	3	1	4	5	1	1	1	28			
12	Chelsea Gray	g 6-7	0-1	0-0	2	1	3	0	12	9	2	0	6	26			
04	Chloe Wells	1-1	1-1	1-2	1	2	3	2	4	1	2	0	3	12			
14	Ka'lia Johnson	0-0	0-0	2-2	2	3	5	0	2	1	2	0	0	11			
15	Richa Jackson	5-8	0-0	2-2	2	2	4	2	12	4	4	0	1	21			
21	K. McCravery-Cooper	2-5	0-0	1-3	0	0	0	0	5	0	0	1	0	10			
22	Oderah Chidom	2-2	0-0	2-4	1	1	2	2	6	0	2	0	2	17			
30	Amber Henson	2-4	0-1	0-0	2	1	3	1	4	1	1	0	2	11			
35	Jenna Frush	0-1	0-1	0-0	0	0	0	1	0	0	1	0	0	3			
Team					2	2	4										
Totals		33-56	3-11	11-19	14	21	35	12	80	24	22	4	16	200			

FG % 1st Half: 14-27 51.9% 2nd half: 19-29 65.5% Game: 33-56 58.9% Deadball Rebounds 6,1
 3FG % 1st Half: 1-6 16.7% 2nd half: 2-5 40.0% Game: 3-11 27.3%
 FT % 1st Half: 5-8 62.5% 2nd half: 6-11 54.5% Game: 11-19 57.9%

Officials: Lawson Newton, Joe Cunningham, Tommy Salerno
 Technical fouls: Albany-None. #2/2 Duke-None.
 Attendance: 3604

Score by periods	1st	2nd	Total
Albany	26	25	51
#2/2 Duke	34	46	80

Official Basketball Box Score -- Game Totals -- Final Statistics
COLGATE vs University at Albany
12/22/13 2:00 p.m. at SEFCU Arena - Albany, N.Y.

Gm #11

COLGATE 50 • 4-6

#	Player	Total			3-Ptr			Rebounds			PF	TP	A	TO	Blk	Stl	Min
		FG-FGA	FG-FGA	FT-FTA	FG-FGA	FG-FGA	FT-FTA	Off	Def	Tot							
15	Reid, Kelly	f 1-2	0-0	0-0	2	4	6	3	2	2	2	0	1	30			
42	Harris, Carole	f 3-7	0-0	2-2	1	5	6	2	8	1	4	0	1	28			
01	Kobiela, Lauryn	g 1-5	0-2	3-3	0	1	1	3	5	3	5	0	2	26			
04	Jones, Mariah	g 1-8	1-4	3-4	2	2	4	5	6	3	2	0	0	24			
11	Lewis, Catherine	g 2-6	2-6	0-0	0	1	1	2	6	0	2	0	0	21			
03	Butler, Randyll	1-6	0-0	2-4	2	2	4	4	4	2	4	0	4	24			
14	Krifitcher, Paige	1-2	1-1	0-0	1	0	1	0	3	0	0	0	0	5			
21	Repoli, Missy	3-6	3-6	0-0	0	2	2	1	9	0	0	0	1	20			
25	Stockill, Josie	3-7	0-0	1-3	1	5	6	3	7	0	0	3	1	22			
Team					0	2	2										
Totals		16-49	7-19	11-16	9	24	33	23	50	11	19	3	10	200			

FG % 1st Half: 8-26 30.8% 2nd half: 8-23 34.8% Game: 16-49 32.7% Deadball Rebounds 1
 3FG % 1st Half: 4-13 30.8% 2nd half: 3-6 50.0% Game: 7-19 36.8%
 FT % 1st Half: 3-6 50.0% 2nd half: 8-10 80.0% Game: 11-16 68.8%

University at Albany 64 • 9-2

#	Player	Total			3-Ptr			Rebounds			PF	TP	A	TO	Blk	Stl	Min
		FG-FGA	FG-FGA	FT-FTA	FG-FGA	FG-FGA	FT-FTA	Off	Def	Tot							
04	ROYALS, Sarah	f 3-8	0-3	8-11	0	1	1	4	14	2	4	0	1	31			
25	RICHARDS, Shereesha	f 7-9	0-0	7-10	4	10	14	2	21	2	2	1	3	38			
01	COUGHLIN, Erin	g 4-9	4-8	0-0	0	1	1	1	12	3	0	0	2	26			
03	ROSARIO, Margarita	g 1-5	1-3	2-2	1	3	4	2	5	4	6	0	1	36			
14	PHILLIP, Tammy	g 2-6	0-0	1-4	3	2	5	2	5	1	2	0	4	35			
12	TATE, Imani	1-2	0-0	0-0	0	4	4	0	2	0	0	0	0	11			
24	WILLIAMS, Keyontae	0-0	0-0	0-0	0	0	0	1	0	0	1	0	0	3			
32	CRAIG, Megan	2-7	0-0	1-3	1	5	6	4	5	0	1	1	1	20			
Team					0	2	2										
Totals		20-46	5-14	19-30	9	28	37	16	64	12	16	2	12	200			

FG % 1st Half: 9-25 36.0% 2nd half: 11-21 52.4% Game: 20-46 43.5% Deadball Rebounds 4
 3FG % 1st Half: 3-7 42.9% 2nd half: 2-7 28.6% Game: 5-14 35.7%
 FT % 1st Half: 3-6 50.0% 2nd half: 16-24 66.7% Game: 19-30 63.3%

Officials: Geraldine Smith, Maggie Tiernan, Mark Resch
 Technical fouls: COLGATE-None. University at Albany-None.
 Attendance: 976

2013-14 UAlbany Women's Basketball Game Notes - vs. Stony Brook 3/1

UAlbany Box Scores

Official Basketball Box Score -- Game Totals -- Final Statistics
ALBANY vs Northeastern
01/04/14 2 p.m. at Boston, Mass. (Cabot Center)

Gm #13

ALBANY 75 • 10-3, 0-0

#	Player	Total		3-Ptr		Rebounds			PF	TP	A	TO	Bk	Stl	Min
		FG-FGA	FG-FGA	FT-FTA	Off	Def	Tot								
01	COUGHLIN, Erin	* 1-6	1-6	0-0	0	1	1	3	3	2	0	0	1	18	
03	ROSARIO, Margarita	* 0-1	0-1	4-4	1	0	1	3	4	2	4	0	2	23	
24	WILLIAMS, Keyontae	* 0-0	0-0	0-0	0	0	0	2	0	1	0	0	0	7	
25	RICHARDS, Shereesha	* 6-12	0-0	1-5	2	4	6	4	13	1	2	0	1	34	
32	CRAIG, Megan	* 13-18	0-0	7-11	4	4	8	4	33	1	2	1	1	36	
04	ROYALS, Sarah	* 2-6	0-2	11-14	0	0	0	4	15	4	2	0	3	34	
12	TATE, Imani	* 0-1	0-0	0-0	1	0	1	1	0	0	1	0	0	2	
14	PHILLIP, Tammy	* 3-8	0-1	1-1	8	5	13	5	7	5	2	0	2	28	
15	FEQUIERE, Jessica	* 0-0	0-0	0-0	0	0	0	0	0	0	0	0	0	4	
23	SAUNDERS, Zakiya	* 0-2	0-1	0-0	0	0	0	0	0	1	1	0	0	6	
34	EDWARDS, Cassandra	* 0-1	0-0	0-0	1	0	1	1	0	0	1	0	0	8	
	Team				2	3	5								
	Totals		25-55	1-11	24-35	19	17	36	27	75	17	15	1	10	200

FG % 1st Half: 15-33 45.5% 2nd half: 10-22 45.5% Game: 25-55 45.5% Deadball Rebounds 4
 3FG % 1st Half: 1-7 14.3% 2nd half: 0-4 0.0% Game: 1-11 9.1%
 FT % 1st Half: 8-11 72.7% 2nd half: 16-24 66.7% Game: 24-35 68.6%

Northeastern 66 • 6-7, 0-0

#	Player	Total		3-Ptr		Rebounds			PF	TP	A	TO	Bk	Stl	Min
		FG-FGA	FG-FGA	FT-FTA	Off	Def	Tot								
01	Mercier, Amencie	* 1-5	1-5	4-4	0	4	4	5	7	1	3	1	0	26	
04	Mark, A'Lece	* 4-15	1-6	9-11	2	1	3	5	18	5	6	0	3	39	
13	Montagne, Tiffany	* 2-3	1-1	0-0	0	0	0	5	5	0	4	0	1	17	
23	DeFreese, Samantha	* 1-4	1-3	0-2	4	5	9	5	3	0	5	0	3	38	
42	Tunstall, Jewel	* 5-9	0-0	13-15	7	6	13	2	23	3	3	3	2	37	
10	Stewart, Kazzidy	* 3-8	2-6	2-2	1	0	1	1	10	1	1	0	2	28	
11	Iriah, Sade	* 0-0	0-0	0-0	1	1	2	4	0	0	0	0	0	10	
25	Williams, DaChe	* 0-0	0-0	0-0	0	0	0	0	0	0	0	0	0	4	
33	Sally, Francesca	* 0-0	0-0	0-0	0	0	0	0	0	0	0	0	0	1	
	Team				0	1	1								
	Totals		16-44	6-21	28-34	15	18	33	27	66	10	22	4	11	200

FG % 1st Half: 9-20 45.0% 2nd half: 7-24 29.2% Game: 16-44 36.4% Deadball Rebounds 2
 3FG % 1st Half: 3-9 33.3% 2nd half: 3-12 25.0% Game: 6-21 28.6%
 FT % 1st Half: 11-15 73.3% 2nd half: 17-19 89.5% Game: 28-34 82.4%

Officials: Norma Jones, Jerome Skrine, Michael DuCouto
 Technical fouls: ALBANY-None. Northeastern-None.
 Attendance: 337

Score by periods	1st	2nd	Total
ALBANY	39	36	75
Northeastern	32	34	66

Official Basketball Box Score -- Game Totals -- Final Statistics
Albany vs Vermont
01/09/14 7:00 pm at Patrick Gym - Burlington, Vt.

Gm #14

Albany 94 • 11-3, 1-0 AE

#	Player	Total		3-Ptr		Rebounds			PF	TP	A	TO	Bk	Stl	Min
		FG-FGA	FG-FGA	FT-FTA	Off	Def	Tot								
01	COUGHLIN, Erin	* 0-3	0-2	0-0	0	0	0	1	0	1	0	1	0	18	
03	ROSARIO, Margarita	* 1-4	1-1	0-0	1	1	2	3	3	4	2	1	3	21	
24	WILLIAMS, Keyontae	* 2-2	0-0	1-2	2	1	3	2	5	1	0	1	0	16	
25	RICHARDS, Shereesha	* 17-24	0-0	7-10	4	7	11	3	41	1	3	0	2	34	
32	CRAIG, Megan	* 2-4	0-0	2-3	1	1	2	4	6	2	3	0	0	16	
04	ROYALS, Sarah	* 4-7	0-1	10-14	1	2	3	2	18	8	2	0	5	32	
12	TATE, Imani	* 2-4	0-0	0-2	1	4	5	3	4	1	0	1	0	16	
14	PHILLIP, Tammy	* 5-8	0-0	0-0	5	5	5	1	10	0	1	0	4	27	
15	FEQUIERE, Jessica	* 1-1	0-0	0-1	1	1	2	1	2	0	1	0	0	9	
34	EDWARDS, Cassandra	* 1-1	0-0	3-4	0	1	1	2	5	0	1	0	0	11	
	Team				2	1	3								
	Totals		35-58	1-4	23-36	13	24	37	22	94	18	14	3	16	200

FG % 1st Half: 14-24 58.3% 2nd half: 21-34 61.8% Game: 35-58 60.3% Deadball Rebounds 5
 3FG % 1st Half: 1-3 33.3% 2nd half: 0-1 0.0% Game: 1-4 25.0%
 FT % 1st Half: 9-16 56.3% 2nd half: 14-20 70.0% Game: 23-36 63.9%

Vermont 49 • 4-11, 1-1 AE

#	Player	Total		3-Ptr		Rebounds			PF	TP	A	TO	Bk	Stl	Min
		FG-FGA	FG-FGA	FT-FTA	Off	Def	Tot								
01	Butler, Kylie	* 2-6	0-2	0-0	1	3	4	2	4	0	6	0	0	27	
03	Conley, Tonya	* 0-1	0-0	1-2	1	0	1	1	1	0	0	0	0	10	
10	Atwood, Kylie	* 2-3	2-3	0-0	0	1	1	1	6	1	2	0	0	15	
21	Burchill, Kayla	* 4-10	2-6	5-6	1	2	3	5	15	2	3	0	0	24	
23	Hutson, Gracia	* 0-5	0-0	0-1	3	2	5	3	0	3	2	1	0	20	
11	Brenner, Sam	* 1-1	0-0	0-0	1	0	1	1	2	0	0	1	0	5	
13	White, Kristina	* 3-11	2-7	1-2	3	0	3	2	9	0	2	0	1	26	
14	Thayer, Niki	* 1-4	0-0	4-4	4	3	7	4	6	0	4	0	0	13	
22	Shupert, Tierra	* 0-3	0-0	0-0	0	0	0	1	0	0	2	0	0	9	
25	Britton, Kaylea	* 2-6	0-0	0-0	1	4	5	4	4	0	3	0	1	18	
40	Eisler, Jordan	* 1-7	0-1	0-1	1	1	2	4	2	2	6	0	1	33	
	Team				4	2	6								
	Totals		16-57	6-19	11-16	20	18	38	29	49	8	31	2	3	200

FG % 1st Half: 8-26 30.8% 2nd half: 8-31 25.8% Game: 16-57 28.1% Deadball Rebounds 2
 3FG % 1st Half: 2-8 25.0% 2nd half: 4-11 36.4% Game: 6-19 31.6%
 FT % 1st Half: 9-10 90.0% 2nd half: 2-6 33.3% Game: 11-16 68.8%

Officials: Kevin Sparrock, Joe Barrise, Mark Behrens
 Technical fouls: Albany-None. Vermont-None.
 Attendance: 384

Score by periods	1st	2nd	Total
Albany	38	56	94
Vermont	27	22	49

Official Basketball Box Score -- Game Totals -- Final Statistics
ALBANY vs HARTFORD
01/12/14 12 p.m. at West Hartford, Conn. (Chase Arena)

Gm #15

ALBANY 69 • 12-3, 2-0 AE

#	Player	Total		3-Ptr		Rebounds			PF	TP	A	TO	Bk	Stl	Min
		FG-FGA	FG-FGA	FT-FTA	Off	Def	Tot								
25	RICHARDS, Shereesha	f 11-18	0-0	1-1	7	11	18	3	23	0	2	0	3	39	
32	CRAIG, Megan	c 5-7	0-0	2-5	3	3	6	1	12	0	1	2	0	36	
03	ROSARIO, Margarita	g 2-8	1-3	8-8	2	2	4	4	13	2	4	0	2	30	
04	ROYALS, Sarah	g 2-10	0-2	6-8	0	1	1	5	10	5	1	0	2	33	
24	WILLIAMS, Keyontae	g 0-2	0-1	0-0	0	0	0	0	0	0	0	0	1	9	
01	COUGHLIN, Erin	* 2-6	1-4	0-0	0	0	0	3	5	2	0	0	0	15	
12	TATE, Imani	* 2-5	0-0	0-0	2	2	4	2	4	0	3	0	0	12	
14	PHILLIP, Tammy	* 1-5	0-0	0-1	4	1	5	2	2	1	6	0	4	24	
15	FEQUIERE, Jessica	* 0-1	0-1	0-0	0	0	0	0	0	0	0	0	0	2	
	Team				0	5	5								
	Totals		25-62	2-11	17-23	18	25	43	20	69	10	18	2	12	200

FG % 1st Half: 14-33 42.4% 2nd half: 11-29 37.9% Game: 25-62 40.3% Deadball Rebounds 3,1
 3FG % 1st Half: 2-8 25.0% 2nd half: 0-3 0.0% Game: 2-11 18.2%
 FT % 1st Half: 0-0 0.0% 2nd half: 17-23 73.9% Game: 17-23 73.9%

HARTFORD 52 • 4-12, 1-2 AE

#	Player	Total		3-Ptr		Rebounds			PF	TP	A	TO	Bk	Stl	Min
		FG-FGA	FG-FGA	FT-FTA	Off	Def	Tot								
13	CLARK, Taylor	f 0-2	0-0	0-0	0	0	0	1	0	1	0	0	0	29	
03	MOORE, Cherelle	f 9-21	0-0	3-5	3	7	10	3	21	2	4	0	5	33	
31	MAYZA, Deanna	g 2-5	1-2	0-0	2	2	2	3	5	1	3	0	1	31	
21	BULTRON, Shanise	g 1-5	1-4	0-0	0	3	3	2	3	1	2	0	0	23	
23	ENGLERT, Alyssa	g 2-4	0-2	1-2	1	1	2	2	5	3	6	0	0	31	
12	HALL, La'Trice	* 0-1	0-0	0-0	0	1	1	1	0	0	0	1	0	9	
14	LUMB, Morgan	* 1-3	0-1	2-2	1	1	2	4	2	3	1	1	1	17	
24	REAVES, Alyssa	* 2-5	0-0	2-3	1	2	3	1	6	0	0	0	0	18	
25	BEPKO, Amber	* 3-8	2-5	0-1	1	1	2	4	8	1	2	0	0	9	
	Team				2	3	5								
	Totals		20-54	4-14	8-13	9	21	30	22	52	11	21	2	7	200

FG % 1st Half: 6-20 30.0% 2nd half: 14-34 41.2% Game: 20-54 37.0% Deadball Rebounds 4,1
 3FG % 1st Half: 0-2 0.0% 2nd half: 4-12 33.3% Game: 4-14 28.6%
 FT % 1st Half: 2-5 40.0% 2nd half: 6-8 75.0% Game: 8-13 61.5%

Officials: John Riordan, Michael Schmidt, Maggie Tieman
 Technical fouls: ALBANY-None. HARTFORD-None.
 Attendance:

Score by periods	1st	2nd	Total
ALBANY	30	39	69
HARTFORD	14	38	52

Official Basketball Box Score -- Game Totals -- Final Statistics
ALBANY vs UMass Lowell
1/16/14 7:00 P.M. at Costello Athletic Center, Lowell, Mass.

Gm #16

ALBANY 87 • 13-3, 3-0 AE

#	Player	Total		3-Ptr		Rebounds			PF	TP	A	TO	Bk	Stl	Min
		FG-FGA	FG-FGA	FT-FTA	Off	Def	Tot								
24	WILLIAMS, Keyontae	f 0-1	0-0	0-0	0	0	0	3	0	1	0	0	1	9	
25	RICHARDS, Shereesha	f 7-15	0-0	9-11	6										

2013-14 UAlbany Women's Basketball Game Notes - vs. Stony Brook 3/1

UAlbany Box Scores

Official Basketball Box Score -- Game Totals -- Final Statistics
MAINE vs University at Albany
 1/18/14 2:00 p.m. at SEFCU Arena - Albany, N.Y.

Gm #17

MAINE 56 • 9-9, 3-2 AE

#	Player	Total			3-Ptr			Rebounds			PF	TP	A	TO	Blk	Stl	Min
		FG	FGA	FT	FTA	Off	Def	Tot									
13	Gustafsson, Mikaela	f	1-3	0-0	2-2	1	0	1	0	4	0	0	0	0	0	15	
31	Wood, Liz	f	1-9	1-4	1-2	1	2	3	5	4	1	1	0	1	29		
02	Wallace, Cherrish	g	2-4	1-1	2-0	0	3	3	3	7	4	5	0	0	21		
15	Bodine, Lauren	g	3-6	3-6	0-0	0	3	3	2	9	1	1	0	1	33		
23	Roberts, Ashleigh	g	8-14	2-4	4-6	2	0	2	1	22	0	3	0	2	34		
03	Charles, Chantel	g	0-2	0-2	1-2	1	1	2	1	2	3	1	0	1	20		
20	Weckstrom, Sophie	g	0-0	0-0	0-0	0	0	0	0	0	2	0	0	0	3		
42	Koizar, Sigi	g	1-4	0-1	1-3	1	5	6	3	3	3	0	0	1	24		
51	Heise, Anna	g	2-5	0-1	2-2	0	1	1	2	6	2	2	0	0	21		
Team						1	3	4									
Totals			18-47	7-19	13-19	7	18	25	17	56	13	18	1	5	200		

FG % 1st Half: 10-24 41.7% 2nd half: 8-23 34.8% Game: 18-47 38.3%
 3FG % 1st Half: 5-11 45.5% 2nd half: 2-8 25.0% Game: 7-19 36.8%
 FT % 1st Half: 1-2 50.0% 2nd half: 12-17 70.6% Game: 13-19 68.4%

University at Albany 84 • 14-3, 4-0 AE

#	Player	Total			3-Ptr			Rebounds			PF	TP	A	TO	Blk	Stl	Min
		FG	FGA	FT	FTA	Off	Def	Tot									
25	RICHARDS,Shereesha	f	9-15	1-1	0-0	5	6	11	2	19	2	2	1	1	32		
32	CRAIG,Megan	c	1-1	0-0	1-2	1	2	3	4	3	2	1	0	0	21		
01	COUGHLIN,Erin	g	3-6	2-4	0-0	1	2	3	2	8	1	1	0	1	22		
03	ROSARIO,Margarita	g	5-10	1-4	0-1	1	2	3	2	11	5	2	0	2	29		
14	PHILLIP,Tammy	g	0-3	0-1	0-0	1	6	7	1	0	2	3	1	1	30		
04	ROYALS,Sarah	g	8-9	0-0	7-11	0	1	1	4	23	2	2	0	4	25		
12	TATE,Imani	g	6-11	0-1	1-1	2	3	5	2	13	1	1	0	1	19		
15	FEQUIERE,Jessica	g	0-1	0-1	0-0	0	0	0	1	0	0	0	0	0	1		
23	SAUNDERS,Zakiya	g	0-1	0-0	0-0	0	0	0	0	0	0	0	0	0	4		
24	WILLIAMS,Keyontae	g	1-1	0-0	2-2	0	1	1	0	4	0	0	0	0	4		
34	EDWARDS,Cassandra	g	1-2	0-0	1-2	0	0	0	2	3	0	0	0	0	13		
Team						2	2	4									
Totals			34-60	4-12	12-19	13	25	38	20	84	15	12	2	10	200		

FG % 1st Half: 13-24 54.2% 2nd half: 21-36 58.3% Game: 34-60 56.7%
 3FG % 1st Half: 3-7 42.9% 2nd half: 1-5 20.0% Game: 4-12 33.3%
 FT % 1st Half: 1-4 25.0% 2nd half: 11-15 73.3% Game: 12-19 63.2%

Officials: Ken Kelly, Heather C. Browne, James Hawkins
 Technical fouls: MAINE-None. University at Albany-None.
 Attendance: 793

Score by periods	1st	2nd	Total
MAINE	26	30	56
University at Albany	30	54	84

Official Basketball Box Score -- Game Totals -- Final Statistics
ALBANY vs Binghamton
 1-20-14 7 p.m. at Vestal, N.Y.

Gm #18

ALBANY 66 • 15-3 (5-0 AE)

#	Player	Total			3-Ptr			Rebounds			PF	TP	A	TO	Blk	Stl	Min
		FG	FGA	FT	FTA	Off	Def	Tot									
25	RICHARDS,Shereesha	f	8-12	0-0	1-3	5	5	10	3	17	0	1	0	3	19		
32	CRAIG,Megan	c	2-6	0-0	1-2	2	1	3	4	5	1	1	0	1	17		
03	ROSARIO,Margarita	g	0-5	0-3	1-2	1	1	2	2	1	5	2	0	5	22		
04	ROYALS,Sarah	g	2-8	1-5	3-7	0	1	1	1	8	3	0	0	2	28		
14	PHILLIP,Tammy	g	2-6	0-0	1-2	6	10	16	3	5	0	7	1	1	26		
01	COUGHLIN,Erin	g	0-7	0-0	0-0	2	3	5	0	0	3	1	0	2	22		
12	TATE,Imani	g	4-10	0-1	0-1	3	3	6	2	8	2	1	0	1	22		
15	FEQUIERE,Jessica	g	3-6	2-3	0-0	1	0	1	1	8	0	1	0	0	6		
23	SAUNDERS,Zakiya	g	1-3	0-0	0-0	1	0	1	0	2	1	0	0	1	8		
24	WILLIAMS,Keyontae	g	3-7	0-2	0-0	2	1	3	1	6	0	0	0	0	14		
34	EDWARDS,Cassandra	g	3-4	0-0	0-1	2	2	4	4	6	0	1	1	0	16		
Team						3	2	5									
Totals			28-74	3-21	7-18	28	29	57	21	66	15	16	2	16	200		

FG % 1st Half: 13-36 36.1% 2nd half: 15-38 39.5% Game: 28-74 37.8%
 3FG % 1st Half: 1-12 8.3% 2nd half: 2-9 22.2% Game: 3-21 14.3%
 FT % 1st Half: 5-12 41.7% 2nd half: 2-6 33.3% Game: 7-18 38.9%

Binghamton 36 • 4-14 (1-4 ae)

#	Player	Total			3-Ptr			Rebounds			PF	TP	A	TO	Blk	Stl	Min
		FG	FGA	FT	FTA	Off	Def	Tot									
04	MURPHY, Morgan	f	3-6	0-0	10-14	2	5	7	2	16	0	4	0	1	36		
24	BARAC, Julia	f	0-6	0-0	0-0	1	0	1	0	0	0	1	0	1	17		
15	JENSEN, Stephanie	g	2-4	2-3	0-0	0	3	3	3	6	0	3	0	1	31		
20	PAULK, Vaneesia	g	0-5	0-0	4-6	0	3	3	3	4	0	6	0	0	33		
32	SURDOKAITE, Gintare	g	0-5	0-4	0-0	1	2	3	2	0	1	5	0	1	23		
01	NEWRY, Kandace	g	0-3	0-1	0-0	0	0	0	0	2	0	1	1	0	8		
13	SWINSON, Sherae	g	0-1	0-0	2-2	0	3	3	2	2	1	1	1	0	14		
21	ROSS, Kristin	g	0-1	0-0	0-0	0	1	1	1	0	0	0	0	0	8		
23	ALBRECHT, Kim	g	2-6	0-1	4-4	0	2	2	0	8	1	3	0	0	24		
41	MOLINA, Jessa	g	0-1	0-0	0-0	0	0	0	1	0	0	0	0	0	6		
Team						0	6	6									
Totals			7-38	2-9	20-26	4	25	29	16	36	4	24	1	4	200		

FG % 1st Half: 3-20 15.0% 2nd half: 4-18 22.2% Game: 7-38 18.4%
 3FG % 1st Half: 2-6 33.3% 2nd half: 0-3 0.0% Game: 2-9 22.2%
 FT % 1st Half: 11-14 78.6% 2nd half: 9-12 75.0% Game: 20-26 76.9%

Officials: Rachelle Jones, Pastor Torres, Paul Barkdale
 Technical fouls: ALBANY-None. Binghamton-None.
 Attendance: 1138

Score by periods	1st	2nd	Total
ALBANY	32	34	66
Binghamton	19	17	36

Official Basketball Box Score -- Game Totals -- Final Statistics
New Hampshire vs University at Albany
 1/23/14 12:00 p.m. at SEFCU Arena - Albany, N.Y.

Gm #19

New Hampshire 47 • 10-8, 4-1 AE

#	Player	Total			3-Ptr			Rebounds			PF	TP	A	TO	Blk	Stl	Min
		FG	FGA	FT	FTA	Off	Def	Tot									
11	Kilpatrick, Kaylee	f	1-9	0-0	2-2	1	1	2	2	4	3	0	3	1	30		
15	Coia, Corinne	f	4-10	0-0	2-2	3	1	4	2	10	1	2	0	1	30		
01	Gaston, Ariel	g	2-8	1-2	0-0	1	2	3	2	5	0	1	1	1	31		
05	Belanger, Elizabeth	g	1-6	1-3	2-2	0	7	7	2	5	0	7	0	1	24		
20	Hogan, Kelsey	g	4-8	2-3	1-2	0	1	1	3	11	2	5	0	2	32		
03	Rowan, Madi	g	0-0	0-0	0-0	0	0	0	0	0	0	0	0	1	4		
02	Anderson, Kristen	g	2-7	2-5	0-0	0	0	0	4	6	2	3	0	1	23		
12	Frankenberger, S.	g	0-5	0-2	4-4	1	0	1	1	4	1	2	0	0	18		
30	Martenet, Kendall	g	1-2	0-0	0-0	0	0	0	1	2	0	1	0	0	8		
Team						5	1	6									
Totals			15-55	6-15	11-12	11	13	24	17	47	9	21	4	8	200		

FG % 1st Half: 8-25 32.0% 2nd half: 7-30 23.3% Game: 15-55 27.3%
 3FG % 1st Half: 2-6 33.3% 2nd half: 4-9 44.4% Game: 6-15 40.0%
 FT % 1st Half: 2-2 100.0% 2nd half: 9-10 90.0% Game: 11-12 91.7%

University at Albany 88 • 16-3, 6-0 AE

#	Player	Total			3-Ptr			Rebounds			PF	TP	A	TO	Blk	Stl	Min
		FG	FGA	FT	FTA	Off	Def	Tot									
25	RICHARDS,Shereesha	f	7-11	0-0	11-14	1	5	6	4	25	0	2	1	2	32		
32	CRAIG,Megan	c	9-13	0-0	1-1	5	2	7	4	19	0	3	2	1	27		
03	ROSARIO,Margarita	g	2-6	1-2	2-2	0	3	3	1	7	2	0	1	3	32		
04	ROYALS,Sarah	g	3-6	0-0	2-4	1	1	2	2	8	5	2	0	0	25		
14	PHILLIP,Tammy	g	3-6	0-0	2-2	0	12	12	2	8	0	1	0	0	30		
01	COUGHLIN,Erin	g	4-7	2-3	0-0	0	1	1	1	10	1	1	0	0	19		
12	TATE,Imani	g	3-5	0-0	0-0	4	2	6	2	6	2	1	0	3	19		
15</																	

2013-14 UAlbany Women's Basketball Game Notes - vs. Stony Brook 3/1

UAlbany Box Scores

Official Basketball Box Score -- Game Totals -- Final Statistics
ALBANY vs Stony Brook
 1/30/14 7 pm at Stony Brook, N.Y. (Pritchard Gym)

Gm #21

ALBANY 66 • 18-3, 8-0 AE

#	Player	Total			3-Ptr			Rebounds			PF	TP	A	TO	Blk	Stl	Min
		FG-FGA	FG-FGA	FT-FTA	FG-FGA	FG-FGA	FT-FTA	Off	Def	Tot							
25	RICHARDS,Shereesha	f	3-8	0-0	5-5	1	4	5	4	11	2	2	0	0	0	37	
32	CRAIG,Megan	c	8-14	0-0	2-3	4	8	12	5	18	0	2	3	0	0	24	
03	ROSARIO,Margarita	g	1-3	1-2	4-4	2	1	3	3	7	4	1	0	0	0	24	
14	PHILLIP,Tammy	g	5-7	0-1	2-2	1	7	8	1	12	1	0	0	2	31		
23	SAUNDERS,Zakiya	g	1-3	0-0	0-0	0	0	0	1	2	0	2	0	1	10		
01	COUGHLIN,Erin	g	1-4	0-3	0-0	0	0	0	2	2	1	4	0	2	13		
04	ROYALS,Sarah	g	2-8	0-1	6-12	0	3	3	10	7	3	0	0	0	34		
12	TATE,Imani	g	1-5	0-0	2-3	0	3	6	2	4	1	3	0	2	25		
24	WILLIAMS,Keyontae	g	0-0	0-0	0-0	0	1	1	0	0	0	0	0	0	2		
	Team		3	3	6												
	Totals		22-52	1-7	21-29	14	30	44	22	66	15	18	3	7	200		

FG % 1st Half: 6-25 24.0% 2nd half: 16-27 59.3% Game: 22-52 42.3%
 3FG % 1st Half: 0-3 0.0% 2nd half: 1-4 25.0% Game: 1-7 14.3%
 FT % 1st Half: 2-4 50.0% 2nd half: 19-25 76.0% Game: 21-29 72.4%

Stony Brook 51 • 15-6, 6-2 AE

#	Player	Total			3-Ptr			Rebounds			PF	TP	A	TO	Blk	Stl	Min
		FG-FGA	FG-FGA	FT-FTA	FG-FGA	FG-FGA	FT-FTA	Off	Def	Tot							
03	OGUNNORIN, Jessica	f	2-12	0-4	1-3	2	2	4	3	5	1	1	0	2	36		
13	PROCTOR, Sabre	f	3-7	0-2	0-2	0	2	2	5	6	1	2	0	1	24		
20	SNOW, Brittany	f	3-9	0-1	4-4	2	2	4	4	10	0	2	0	0	31		
14	JENKINS, Miranda	g	3-5	1-2	2-2	3	2	5	4	9	0	1	0	0	33		
32	GOODMAN, Chikila	g	4-16	3-7	6-9	3	8	11	3	17	3	5	0	3	36		
11	BAYNE-WALKER, Kori	g	2-5	0-0	0-2	0	2	2	1	4	1	3	0	1	25		
12	HARRIS, Teasha	g	0-1	0-1	0-0	0	1	1	5	0	3	2	0	2	12		
23	HANLON, Kim	g	0-0	0-0	0-0	0	0	0	2	0	0	0	0	0	3		
	Team		4	3	7												
	Totals		17-55	4-17	13-22	14	22	36	27	51	9	17	0	9	200		

FG % 1st Half: 7-23 30.4% 2nd half: 10-32 31.3% Game: 17-55 30.9%
 3FG % 1st Half: 1-7 14.3% 2nd half: 3-10 30.0% Game: 4-17 23.5%
 FT % 1st Half: 7-14 50.0% 2nd half: 6-8 75.0% Game: 13-22 59.1%

Officials: Kevin Ruland, Reggie Fowler, Jerome Skrine
 Technical fouls: ALBANY-None. Stony Brook-None.
 Attendance: 408

Score by periods	1st	2nd	Total
ALBANY	14	52	66
Stony Brook	22	29	51

Official Basketball Box Score -- Game Totals -- Final Statistics
Vermont vs University at Albany
 2/1/14 5:02 p.m. at SEFCU Arena, Albany, N.Y.

Gm #22

Vermont 52 • 6-16, 3-6 AE

#	Player	Total			3-Ptr			Rebounds			PF	TP	A	TO	Blk	Stl	Min
		FG-FGA	FG-FGA	FT-FTA	FG-FGA	FG-FGA	FT-FTA	Off	Def	Tot							
14	Taylor, Nikki	f	3-10	0-0	1-2	3	2	5	3	7	2	3	2	2	31		
23	HUTSON, Gracia	f	2-2	0-0	0-0	0	2	2	3	4	2	0	2	0	21		
03	Conley, Tonya	g	0-1	0-1	0-0	0	2	2	4	0	0	1	0	0	9		
10	Atwood, Kylie	g	1-6	1-5	0-0	2	0	2	2	3	1	4	0	1	25		
40	Eisler, Jordan	g	2-7	2-6	0-0	0	6	6	3	6	4	7	0	1	26		
00	Simononis, Sam	g	1-2	1-2	5-6	1	2	3	2	8	1	0	1	1	21		
01	Butler, Kylie	g	4-10	2-4	4-5	0	3	3	2	14	0	2	1	3	23		
13	White, Kristina	g	3-9	2-7	0-0	0	1	1	2	8	1	4	0	0	18		
22	Shumpert, Tierra	g	0-1	0-1	0-0	0	0	0	0	0	0	0	0	0	4		
25	Britton, Kaylea	g	0-2	0-0	2-2	0	1	1	3	2	0	1	0	0	22		
	Team		3	2	5												
	Totals		16-50	8-26	12-15	11	21	32	21	52	11	23	6	8	200		

FG % 1st Half: 7-24 29.2% 2nd half: 9-26 34.6% Game: 16-50 32.0%
 3FG % 1st Half: 3-12 25.0% 2nd half: 5-14 35.7% Game: 8-26 30.8%
 FT % 1st Half: 7-8 87.5% 2nd half: 5-7 71.4% Game: 12-15 80.0%

University at Albany 69 • 19-3, 9-0 AE

#	Player	Total			3-Ptr			Rebounds			PF	TP	A	TO	Blk	Stl	Min
		FG-FGA	FG-FGA	FT-FTA	FG-FGA	FG-FGA	FT-FTA	Off	Def	Tot							
25	RICHARDS,Shereesha	f	4-8	0-0	7-10	1	6	7	3	15	0	3	0	4	38		
32	CRAIG,Megan	c	8-12	0-0	6-8	2	4	6	4	22	1	1	2	0	30		
01	COUGHLIN,Erin	g	0-3	0-2	0-0	0	2	2	0	0	6	3	0	2	17		
03	ROSARIO,Margarita	g	3-6	0-1	1-4	3	1	4	4	7	2	1	0	3	34		
14	PHILLIP,Tammy	g	6-10	0-0	3-3	3	3	6	2	15	2	0	0	2	25		
04	ROYALS,Sarah	g	3-8	0-1	2-3	1	1	2	1	8	2	4	0	1	25		
12	TATE,Imani	g	0-3	0-0	0-0	0	2	2	4	0	0	2	0	0	10		
15	FEQUIERE,Jessica	g	0-1	0-0	0-0	0	0	0	0	0	0	0	0	0	2		
23	SAUNDERS,Zakiya	g	0-1	0-0	0-0	0	0	0	0	0	0	0	0	0	4		
24	WILLIAMS,Keyontae	g	0-0	0-0	0-0	0	0	0	0	0	0	0	0	0	2		
34	EDWARDS,Cassandra	g	1-1	0-0	0-0	0	1	1	0	2	0	2	0	2	13		
	Team		3	5	8												
	Totals		25-53	0-4	19-28	13	25	38	20	69	13	17	2	14	200		

FG % 1st Half: 13-32 40.6% 2nd half: 12-21 57.1% Game: 25-53 47.2%
 3FG % 1st Half: 0-1 0.0% 2nd half: 0-3 0.0% Game: 0-4 0.0%
 FT % 1st Half: 11-17 64.7% 2nd half: 8-11 72.7% Game: 19-28 67.9%

Officials: John Riordan, Jose Rodriguez, Hillary Harwell
 Technical fouls: Vermont-None. University at Albany-None.
 Attendance: 4538

Score by periods	1st	2nd	Total
Vermont	24	28	52
University at Albany	37	32	69

Points	In	Off	2nd	Fast	Bench
VERMONT	8	11	12	2	32
ALBANY	38	22	18	2	10

Last FG - VERMONTW 2nd-01:25, ALBANY 2nd-02:27.
 Largest lead - VERMONTW by 3 1st-18:22, ALBANY by 22 2nd-09:59.

Score tied - 0 times.
 Lead changed - 4 times.

Official Basketball Box Score -- Game Totals -- Final Statistics
UMass Lowell vs University at Albany
 2/4/14 7:00 p.m. at SEFCU Arena - Albany, N.Y.

Gm #23

UMass Lowell 47 • 3-18, 2-8 AE

#	Player	Total			3-Ptr			Rebounds			PF	TP	A	TO	Blk	Stl	Min
		FG-FGA	FG-FGA	FT-FTA	FG-FGA	FG-FGA	FT-FTA	Off	Def	Tot							
21	Lauren Fiola	f	2-5	1-2	0-0	0	1	1	3	5	0	0	0	0	0	21	
33	Lindsey Doucette	f	2-6	0-2	5-7	2	9	11	2	9	4	4	1	4	36		
11	Brittany Lomanno	g	0-2	0-2	0-0	0	1	1	2	0	1	2	0	0	17		
13	Shannon Samuels	g	2-10	2-7	6-6	0	1	1	4	12	2	6	1	2	33		
23	Jasmine McRoy	g	5-11	0-1	3-5	2	0	2	1	13	1	3	1	1	27		
04	Allison Griffin	g	0-0	0-0	2-2	0	0	0	2	0	0	0	0	0	2		
05	Jennifer Gonsalves	g	0-0	0-0	2-2	0	0	2	2	0	0	0	0	0	4		
12	Asia Mitchell	g	0-1	0-1	0-0	0	0	0	0	0	0	0	0	0	8		
15	Rachel McCarron	g	0-0	0-0	0-0	0	0	0	0	0	0	0	0	0	4		
20	Olufemi Hamilton	g	0-0	0-0	0-0	0	0	0	3	0	1	4	0	0	9		
22	Kenya Stewart	g	0-0	0-0	0-0	0	0	0	0	0	0	0	0	0	1		
24	Melissa Frase	g	0-1	0-1	0-0	0	0	0	1	0	0	0	0	0	8		
31	Priscilla Dunphy	g	2-5	0-1	0-1	0	0	0	2	4	1	3	0	1	16		
32	Lauren Parra	g	0-0	0-0	0-0	0	0	0	3	0	0	1	1	0	5		
34	Nicole Hayner	g	0-1	0-1	0-0	0	0	0	1	0	1	3	0	1	9		
	Team		5	1	6												
	Totals		13-42	3-18	18-23	9	15	24	22	47	11	27	4	9	200		

FG % 1st Half: 8-25 32.0% 2nd half: 5-17 29.4% Game: 13-42 31.0%
 3FG % 1st Half: 3-12 25.0% 2nd half: 0-6 0.0% Game: 3-18 16.7%
 FT % 1st Half: 6-7 85.7% 2nd half: 12-16 75.0% Game: 18-23 78.3%

University at Albany 93 • 20-3, 10-0 AE

#	Player	Total			3-Ptr			Rebounds			PF	TP	A	TO	Blk	Stl	Min
		FG-FGA	FG-FGA	FT-FTA	FG-FGA	FG-FGA	FT-FTA	Off	Def								

2013-14 UAlbany Women's Basketball Game Notes - vs. Stony Brook 3/1

UAlbany Box Scores

Official Basketball Box Score -- Game Totals -- Final Statistics
University at Albany vs UMBC
 2/11/14 7 p.m. at Baltimore, Md. (RAC Arena)

Gm #25

University at Albany 56 • 22-3, 12-0 AEC

#	Player	Total			Rebounds			PF	TP	A	TO	Blk	Stl	Min	
		FG-FGA	FG-FGA	FT-FTA	Off	Def	Tot								
25	RICHARDS,Shereesha	f	8-10	0-0	2-6	4	6	10	1	18	1	2	0	1	40
32	CRAIG,Megan	c	10-16	0-0	3-6	6	4	10	2	23	0	3	2	0	37
01	COUGHLIN,Erin	g	1-7	1-7	0-0	0	0	0	2	3	0	1	0	2	22
03	ROSARIO,Margarita	g	2-5	2-3	0-0	0	0	0	4	6	3	1	0	0	30
14	PHILLIP,Tammy	g	2-8	0-0	0-0	3	3	6	2	4	6	4	0	5	33
04	ROYALS,Sarah	g	1-5	0-3	0-0	0	3	3	2	2	6	5	0	2	28
12	TATE,Imani	g	0-2	0-0	0-0	0	0	0	0	0	0	0	0	3	
24	WILLIAMS,Keyontae	g	0-0	0-0	0-0	0	1	1	0	0	0	1	0	0	4
34	EDWARDS,Cassandra	g	0-0	0-0	0-0	0	0	0	0	0	0	0	0	3	
Team						3	3	6			2			0	3
Totals			24-53	3-13	5-12	16	20	36	13	56	16	19	2	10	200

FG % 1st Half: 12-29 41.4% 2nd half: 12-24 50.0% Game: 24-53 45.3% Deadball Rebounds 2
 3FG % 1st Half: 2-7 28.6% 2nd half: 1-6 16.7% Game: 3-13 23.1%
 FT % 1st Half: 1-6 16.7% 2nd half: 4-6 66.7% Game: 5-12 41.7%

UMBC 46 • 2-22, 1-11 AEC

#	Player	Total			Rebounds			PF	TP	A	TO	Blk	Stl	Min	
		FG-FGA	FG-FGA	FT-FTA	Off	Def	Tot								
03	McNaughton, Liz	f	1-2	0-0	0-0	0	4	4	3	2	5	2	0	1	32
30	Tarbert, Sara	f	10-11	3-3	0-1	0	3	3	1	23	1	2	1	1	40
31	O'Donnell, Bridget	c	4-10	0-0	0-1	1	3	4	3	8	3	3	2	0	29
04	McCarley, Taylor	g	0-5	0-1	0-1	0	4	4	1	0	5	9	0	2	36
23	Russo, Emily	g	2-6	0-4	1-1	0	2	2	1	5	4	4	0	1	40
14	Saling, Janelle	g	0-0	0-0	0-0	0	0	0	0	0	0	0	0	2	
15	Hagaman, Amanda	g	4-5	0-0	0-1	1	1	2	2	8	0	2	0	3	21
Team						0	1	1			0			0	2
Totals			21-39	3-8	1-5	2	18	20	11	46	18	22	3	8	200

FG % 1st Half: 10-19 52.6% 2nd half: 11-20 55.0% Game: 21-39 53.8% Deadball Rebounds 0
 3FG % 1st Half: 3-6 50.0% 2nd half: 0-2 0.0% Game: 3-8 37.5%
 FT % 1st Half: 0-0 0.0% 2nd half: 1-5 20.0% Game: 1-5 20.0%

Officials: Norma Jones, Ken Kelly, Beanna Blankenberg
 Technical fouls: University at Albany-None. UMBC-None.
 Attendance: 315

Score by periods	1st	2nd	Total
University at Albany	27	29	56
UMBC	23	23	46

	In	Off	2nd	Fast	Bench
Points	Paint	T/O	Chance	Break	
ALBANY	42	23	9	4	2
UMBC	30	20	0	2	8

Last FG - ALBANY 2nd-02:48, UMBC 2nd-00:22.
 Largest lead - ALBANY by 14 2nd-02:48, UMBC by 1 1st-15:37.
 Score tied - 4 times.
 Lead changed - 6 times.

Official Basketball Box Score -- Game Totals -- Final Statistics
University at Albany vs MAINE
 02/16/14 2:00 PM at Cross Insurance Center - Bangor, ME

Gm #26

University at Albany 58 • 23-3, 13-0 AE

#	Player	Total			Rebounds			PF	TP	A	TO	Blk	Stl	Min	
		FG-FGA	FG-FGA	FT-FTA	Off	Def	Tot								
25	RICHARDS,Shereesha	f	3-9	0-0	2-2	3	6	9	4	8	0	1	0	2	31
32	CRAIG,Megan	c	5-8	0-0	0-1	6	2	6	1	10	2	2	2	1	32
01	COUGHLIN,Erin	g	1-2	1-2	0-0	0	0	0	0	3	3	2	3	0	21
03	ROSARIO,Margarita	g	1-3	0-1	8-10	0	5	5	0	10	3	0	0	0	28
14	PHILLIP,Tammy	g	3-12	0-0	1-2	4	6	10	0	7	0	0	0	0	35
04	ROYALS,Sarah	g	3-12	1-1	0-2	0	3	3	3	7	1	5	0	1	30
12	TATE,Imani	g	5-8	0-0	3-4	1	1	2	2	13	0	4	0	2	19
34	EDWARDS,Cassandra	g	0-0	0-0	0-0	0	0	0	1	0	0	0	0	0	4
Team						1	3	4			1			0	4
Totals			21-54	2-4	14-21	15	26	41	14	58	8	16	2	7	200

FG % 1st Half: 14-32 43.8% 2nd half: 7-22 31.8% Game: 21-54 38.9% Deadball Rebounds 2
 3FG % 1st Half: 1-2 50.0% 2nd half: 1-2 50.0% Game: 2-4 50.0%
 FT % 1st Half: 1-3 33.3% 2nd half: 13-18 72.2% Game: 14-21 66.7%

MAINE 56 • 14-12, 8-5 AE

#	Player	Total			Rebounds			PF	TP	A	TO	Blk	Stl	Min	
		FG-FGA	FG-FGA	FT-FTA	Off	Def	Tot								
13	Gustafsson, Mikaela	f	0-2	0-0	0-0	0	2	2	1	0	3	0	0	0	21
31	Wood, Liz	f	4-9	2-4	0-0	2	4	6	4	10	3	2	0	5	28
02	Wallace, Cherrish	g	6-13	2-4	2-2	0	2	2	4	16	5	1	2	3	29
20	Weckstrom, Sophie	g	0-2	0-2	0-0	0	2	2	2	0	2	0	0	0	9
23	Roberts, Ashleigh	g	3-10	0-3	2-2	2	1	3	3	8	3	3	0	0	36
03	Charles, Chantel	g	2-5	0-2	0-0	0	3	3	0	4	2	2	1	0	18
15	Bodine, Lauren	g	2-6	2-6	0-0	0	2	2	1	6	0	0	0	1	23
21	Jones, Sheraton	g	0-0	0-0	0-0	0	0	0	0	0	0	0	0	0	0+
42	Koizar, Sigi	g	1-6	1-2	0-0	5	3	8	1	3	0	3	0	1	17
51	Heise, Anna	g	4-8	0-0	1-1	2	2	4	2	9	0	2	0	0	19
Team						2	2	4			2			0	19
Totals			22-61	7-23	5-5	13	23	36	18	56	16	15	3	10	200

FG % 1st Half: 11-29 37.9% 2nd half: 11-32 34.4% Game: 22-61 36.1% Deadball Rebounds 0
 3FG % 1st Half: 6-11 54.5% 2nd half: 1-12 8.3% Game: 7-23 30.4%
 FT % 1st Half: 3-3 100.0% 2nd half: 2-2 100.0% Game: 5-5 100.0%

Officials: Reta Brown, Jerome Skrine, Pamela Lomerson
 Technical fouls: University at Albany-None. MAINE-None.
 Attendance: 1425

Score by periods	1st	2nd	Total
University at Albany	30	28	58
MAINE	31	25	56

	In	Off	2nd	Fast	Bench
Points	Paint	T/O	Chance	Break	
ALBANY	32	14	14	4	20
MAINE	26	18	8	6	22

Last FG - ALBANY 2nd-02:07, MAINE 2nd-01:21.
 Largest lead - ALBANY by 9 1st-06:19, MAINE by 3 2nd-15:46.
 Score tied - 8 times.
 Lead changed - 12 times.

Official Basketball Box Score -- Game Totals -- Final Statistics
Binghamton vs University at Albany
 2/19/14 7:00 p.m. at SEFCU Arena - Albany, N.Y.

Gm #27

Binghamton 35 • 4-22, 1-12 AE

#	Player	Total			Rebounds			PF	TP	A	TO	Blk	Stl	Min	
		FG-FGA	FG-FGA	FT-FTA	Off	Def	Tot								
04	MURPHY, Morgan	f	1-6	0-0	1-2	1	1	2	2	3	2	6	1	1	29
24	BARAC, Julia	f	2-4	0-0	1-2	2	1	3	2	5	1	2	0	0	15
01	NEWRY, Kandace	g	4-10	1-3	0-0	2	2	4	3	9	1	6	2	1	34
15	JENSEN, Stephanie	g	1-3	1-3	0-1	0	1	1	0	3	0	5	0	1	27
20	PAULK, Vaneesha	g	1-7	0-0	4-4	0	4	4	6	1	4	0	1	31	
13	SWINSON, Sherae	g	0-4	0-0	2-4	2	0	2	1	2	0	1	3	0	24
21	ROSS, Kristin	g	0-5	0-0	0-0	2	1	3	2	0	0	1	0	1	17
23	ALBRECHT, Kim	g	3-6	1-2	0-2	0	2	2	2	7	2	4	0	0	23
Team						1	5	6			2			0	23
Totals			12-45	3-8	8-15	10	17	27	16	35	7	31	6	5	200

FG % 1st Half: 8-27 29.6% 2nd half: 4-18 22.2% Game: 12-45 26.7% Deadball Rebounds 2
 3FG % 1st Half: 2-5 40.0% 2nd half: 1-3 33.3% Game: 3-8 37.5%
 FT % 1st Half: 0-0 0.0% 2nd half: 8-15 53.3% Game: 8-15 53.3%

University at Albany 86 • 24-3, 14-0 AE

#	Player	Total			Rebounds			PF	TP	A	TO	Blk	Stl	Min	
		FG-FGA	FG-FGA	FT-FTA	Off	Def	Tot								
14	PHILLIP,Tammy	f	3-6	0-0	2-2	3	5	8	1	8	5	2	0	4	20
25	RICHARDS,Shereesha	f	9-13	0-0	2-3	3	5	8	0	20	1	3	0	4	24
32	CRAIG,Megan	c	9-17	0-0	0-0	3	1	4	3	18	1	2	2	0	31
01	COUGHLIN,Erin	g	3-7	2-6	0-0	0	2	2	1	8	2	0	0	1	21
03	ROSARIO,Margarita	g	0-3	0-1	0-0	0	5	5	2	0	4	5	0	0	26
04	ROYALS,Sarah	g	4-5	0-1	8-9	1	1	2	2	16	1	1	0	2	26
12	TATE,Imani	g	0-3	0-0	0-0	1	2	3	3	0	2	1	0	0	14
25	FEQUIERE,Jessica	g	2-5	1-2	1-2	1	2	3	1	6	0	0	0	1	12
23	SAUNDERS,Zakiya	g	1-2	0-0	0-0	0	0	0	0	2	1	1	0	0	7
24	WILLIAMS,Keyontae	g	3-3	0-0	2-2	0	1	1	0	8	1	1	0	1	10
34	EDWARDS,Cassandra	g													

UAlbany Awards

POSTSEASON HONORS

MAJOR AWARDS

Player of the Year

Ebone Henry, 2012-13

Defensive Player of the Year

Ebone Henry, 2012-13

Ebone Henry, 2011-12

Ebone Henry, 2010-11

Rookie of the Year

Shereesha Richards, 2012-13

Scholar-Athlete of the Year

Julie Forster, 2012-13

Cara Caffell, 2001-02

Coach of the Year

Katie Abrahamson-Henderson, 2012-13,
2011-12

Trina Patterson, 2007-08

ALL-CONFERENCE SELECTIONS

First Team

Julie Forster, 2012-13

Ebone Henry, 2012-13, 2011-12, 2010-11,
2009-10

Danielle Hutcheson, 2004-05, 2003-04

Second Team

Julie Forster, 2011-12

Gia Sanders, 2007-08

Danielle Hutcheson, 2002-03

Jess McGinlay, 2002-03

Third Team

Megan Craig, 2012-13

Lindsey Lowrie, 2012-13

Julie Forster, 2010-11

Charity Iromuanya, 2009-10

Kristin Higy, 2007-08

ALL-DEFENSIVE TEAM SELECTIONS

Julie Forster, 2012-13, 2011-12, 2010-11

Ebone Henry, 2012-13, 2011-12, 2010-11, 2009-10

Charity Iromuanya, 2009-10

Gia Sanders, 2007-08, 2006-07

ALL-ACADEMIC TEAM SELECTIONS

Julie Forster, 2012-13, 2011-12, 2010-11

Gia Sanders, 2007-08

ALL-ROOKIE TEAM SELECTIONS

Shereesha Richards, 2012-13

Julie Forster, 2009-10

Ebone Henry, 2009-10

Janea Aiken, 2007-08

ALL-TOURNAMENT TEAM SELECTIONS

2012-13: Megan Craig, Julie Forster, Ebone Henry,
Lindsey Lowrie

Most Outstanding Performer: Megan Craig

2011-12: Erin Brown, Cassandra Callaway, Julie
Forster, Ebone Henry

Most Outstanding Performer: Ebone Henry

2003-04: Alicia Learn

2013-14 UAlbany Women's Basketball Game Notes - vs. Stony Brook 3/1

2013-14 UAlbany Women's Basketball University at Albany Combined Team Statistics (as of Feb 26, 2014) All games

RECORD:	OVERALL	HOME	AWAY	NEUTRAL
ALL GAMES	25-3	12-1	13-2	0-0
CONFERENCE	15-0	7-0	8-0	0-0
NON-CONFERENCE	10-3	5-1	5-2	0-0

#	Player	gp-gs	min	avg	Total		3-Point		F-Throw		Rebounds				pf	dq	a	to	blk	stl	pts	avg
					fg-fga	fg%	3fg-fga	3fg%	ft-fa	ft%	off	def	tot	avg								
25	RICHARDS, Shereesha	28-28	904	32.3	232-371	.625	2-2	1.000	112-163	.687	92	166	258	9.2	91	1	23	55	5	62	578	20.6
32	CRAIG, Megan	26-24	728	28.0	140-238	.588	0-0	.000	40-75	.533	71	82	153	5.9	91	3	21	47	38	10	320	12.3
04	ROYALS, Sarah	28-16	845	30.2	87-207	.420	11-46	.239	133-187	.711	15	57	72	2.6	67	2	131	75	1	46	318	11.4
14	PHILLIP, Tammy	28-24	815	29.1	87-198	.439	3-12	.250	31-43	.721	86	148	234	8.4	55	2	49	70	5	56	208	7.4
03	ROSARIO, Margarita	28-28	836	29.9	52-148	.351	24-60	.400	64-77	.831	21	60	81	2.9	61	0	117	87	3	43	192	6.9
01	COUGHLIN, Erin	28-15	594	21.2	63-176	.358	52-149	.349	6-9	.667	4	33	37	1.3	48	2	59	34	1	33	184	6.6
12	TATE, Imani	27-0	366	13.6	43-118	.364	0-9	.000	20-36	.556	33	51	84	3.1	44	0	21	45	1	21	106	3.9
15	FEQUIERE, Jessica	15-0	77	5.1	12-37	.324	4-17	.235	7-10	.700	8	7	15	1.0	8	0	2	6	2	1	35	2.3
24	WILLIAMS, Keyontae	23-4	163	7.1	17-41	.415	0-6	.000	7-10	.700	6	13	19	0.8	19	0	7	10	3	13	41	1.8
34	EDWARDS, Cassandra	20-0	176	8.8	10-27	.370	0-0	.000	9-20	.450	9	14	23	1.2	27	0	0	15	2	6	29	1.5
23	SAUNDERS, Zakiya	14-1	96	6.9	8-22	.364	0-3	.000	2-2	1.000	6	5	11	0.8	7	0	6	12	0	6	18	1.3
Team																						
Total.....		28	5600		751-1583	.474	96-304	.316	431-632	.682	417	705	1122	40.1	518	10	436	474	61	297	2029	72.5
Opponents.....		28	5600		525-1452	.362	153-512	.299	323-452	.715	290	533	823	29.4	546	-	355	540	94	219	1526	54.5

TEAM STATISTICS	ALBANY	OPP	Date	Opponent	Score	Att.
SCORING	2029	1526	11/8/13	at Siena	w 69-42	612
Points per game	72.5	54.5	11/10/13	WESTERN MICHIGAN	w 77-61	587
Scoring margin	+18.0	-	11/14/13	MARIST	w 69-59	882
FIELD GOALS-ATT	751-1583	525-1452	11/20/13	CAL STATE FULLERTON	w 71-49	567
Field goal pct	.474	.362	11/24/13	DELAWARE STATE	w 87-71	553
3 POINT FG-ATT	96-304	153-512	11/27/13	at Providence	w 70-60	312
3-point FG pct	.316	.299	12/4/13	at Dartmouth	w 81-59	382
3-pt FG made per game	3.4	5.5	12/10/13	at NJIT	w 75-64	500
FREE THROWS-ATT	431-632	323-452	12/15/13	QUINNIPIAC	L 53-74	856
Free throw pct	.682	.715	12/19/13	at #2 Duke	L 51-80	3604
F-Throws made per game	15.4	11.5	12/22/13	COLGATE	w 64-50	976
REBOUNDS	1122	823	01/01/14	at HOFSTRA	L 56-60	271
Rebounds per game	40.1	29.4	01/04/14	at Northeastern	w 75-66	337
Rebounding margin	+10.7	-	* 01/09/14	at Vermont	w 94-49	384
ASSISTS	436	355	* 01/12/14	at Univ. of Hartford	w 69-52	2992
Assists per game	15.6	12.7	* 1/16/14	at UMass Lowell	w 87-50	188
TURNOVERS	474	540	* 1/18/14	MAINE	w 84-56	793
Turnovers per game	16.9	19.3	* 1/20/14	at Binghamton	w 66-36	1138
Turnover margin	+2.4	-	* 1/23/14	NEW HAMPSHIRE	w 88-47	2074
Assist/turnover ratio	0.9	0.7	* 1/28/14	UMBC	w 65-39	763
STEALS	297	219	* 1/30/14	at Stony Brook	w 66-51	408
Steals per game	10.6	7.8	* 2/1/14	VERMONT	w 69-52	4538
BLOCKS	61	94	* 2/4/14	UMASS LOWELL	w 93-47	484
Blocks per game	2.2	3.4	* 2/7/14	HARTFORD	w 90-68	1114
ATTENDANCE	15109	13385	* 2/11/14	at UMBC	w 56-46	315
Home games-Avg/Game	13-1162	15-892	* 02/16/14	at MAINE	w 58-56	1425
Neutral site-Avg/Game	-	0-0	* 2/19/14	BINGHAMTON	w 86-35	922
			* 02/26/14	at New Hampshire	w 60-47	517

Score by Periods	1st	2nd	Totals
University at Albany	941	1088	2029
Opponents	696	830	1526

* - Conference game

2013-14 UAlbany Women's Basketball Game Notes - vs. Stony Brook 3/1

2013-14 UAlbany Women's Basketball University at Albany Combined Team Statistics (as of Feb 26, 2014) Conference games

RECORD:	OVERALL	HOME	AWAY	NEUTRAL
ALL GAMES	15-0	7-0	8-0	0-0
CONFERENCE	15-0	7-0	8-0	0-0
NON-CONFERENCE	0-0	0-0	0-0	0-0

#	Player	gp-gs	min	avg	Total		3-Point		F-Throw		Rebounds				pf	dq	a	to	blk	stl	pts	avg
					fg-fga	fg%	3fg-fga	3fg%	ft-fa	ft%	off	def	tot	avg								
25	RICHARDS,Shereesha	15-15	453	30.2	115-189	.608	1-1	1.000	59-84	.702	50	71	121	8.1	44	1	12	30	2	33	290	19.3
32	CRAIG,Megan	15-15	421	28.1	84-141	.596	0-0	.000	22-41	.537	49	52	101	6.7	49	2	15	29	21	6	190	12.7
04	ROYALS,Sarah	15-4	416	27.7	43-108	.398	5-23	.217	64-99	.646	9	24	33	2.2	33	1	64	40	1	27	155	10.3
14	PHILLIP,Tammy	15-12	433	28.9	53-118	.449	0-3	.000	22-27	.815	50	95	145	9.7	22	0	27	35	3	40	128	8.5
03	ROSARIO,Margarita	15-15	394	26.3	24-72	.333	11-28	.393	36-45	.800	12	26	38	2.5	35	0	61	31	2	23	95	6.3
01	COUGHLIN,Erin	15-10	313	20.9	33-84	.393	26-68	.382	2-5	.400	4	18	22	1.5	23	0	33	22	1	21	94	6.3
12	TATE,Imani	15-0	235	15.7	35-89	.393	0-3	.000	12-22	.545	25	32	57	3.8	32	0	15	27	1	15	82	5.5
15	FEQUIERE,Jessica	11-0	63	5.7	11-34	.324	4-16	.250	5-7	.714	7	4	11	1.0	6	0	2	3	1	1	31	2.8
24	WILLIAMS,Keyontae	12-3	93	7.8	12-24	.500	0-3	.000	5-6	.833	5	6	11	0.9	9	0	3	3	1	9	29	2.4
34	EDWARDS,Cassandra	12-0	113	9.4	9-21	.429	0-0	.000	5-10	.500	7	10	17	1.4	20	0	0	10	2	6	23	1.9
23	SAUNDERS,Zakiya	9-1	66	7.3	7-17	.412	0-1	.000	0-0	.000	5	2	7	0.8	5	0	5	8	0	5	14	1.6
Team											37	41	78				8					
Total.....		15	3000		426-897	.475	47-146	.322	232-346	.671	260	381	641	42.7	278	4	237	246	35	186	1131	75.4
Opponents.....		15	3000		250-740	.338	73-245	.298	158-222	.712	148	280	428	28.5	292	-	170	335	50	108	731	48.7

TEAM STATISTICS	ALBANY	OPP	Date	Opponent	Score	Att.
SCORING	1131	731	* 01/09/14	at Vermont	w 94-49	384
Points per game	75.4	48.7	* 01/12/14	at Univ. of Hartford	w 69-52	2992
Scoring margin	+26.7	-	* 1/16/14	at UMass Lowell	w 87-50	188
FIELD GOALS-ATT	426-897	250-740	* 1/18/14	MAINE	w 84-56	793
Field goal pct	.475	.338	* 1/20/14	at Binghamton	w 66-36	1138
3 POINT FG-ATT	47-146	73-245	* 1/23/14	NEW HAMPSHIRE	w 88-47	2074
3-point FG pct	.322	.298	* 1/28/14	UMBC	w 65-39	763
3-pt FG made per game	3.1	4.9	* 1/30/14	at Stony Brook	w 66-51	408
FREE THROWS-ATT	232-346	158-222	* 2/1/14	VERMONT	w 69-52	4538
Free throw pct	.671	.712	* 2/4/14	UMASS LOWELL	w 93-47	484
F-Throws made per game	15.5	10.5	* 2/7/14	HARTFORD	w 90-68	1114
REBOUNDS	641	428	* 2/11/14	at UMBC	w 56-46	315
Rebounds per game	42.7	28.5	* 02/16/14	at MAINE	w 58-56	1425
Rebounding margin	+14.2	-	* 2/19/14	BINGHAMTON	w 86-35	922
ASSISTS	237	170	* 02/26/14	at New Hampshire	w 60-47	517
Assists per game	15.8	11.3				
TURNOVERS	246	335				
Turnovers per game	16.4	22.3				
Turnover margin	+5.9	-				
Assist/turnover ratio	1.0	0.5				
STEALS	186	108				
Steals per game	12.4	7.2				
BLOCKS	35	50				
Blocks per game	2.3	3.3				
ATTENDANCE	10688	7367				
Home games-Avg/Game	7-1527	8-921				
Neutral site-Avg/Game	-	0-0				

Score by Periods	1st	2nd	Totals
University at Albany	518	613	1131
Opponents	328	403	731