



2018

*UAB Baseball
Media Guide*



1
Antonio Ralat
INF // R/R // Jr.
San Juan, P.R.



2
Tyler Tolbert
UTL // R/R // So.
Trussville, Ala.



3
Tyler Gates
RHP // R/R // RS-Jr.
Northport, Ala.



5
Carter Pharis
INF // R/R // Jr.
Trussville, Ala.



6
Blake Johnson
INF // R/R // RS-Jr.
Phenix City, Ala.



8
Brent Blackwood
INF // R/R // RS-Jr.
Hartselle, Ala.



9
Jim Jeffries
C/1B // L/R // So.
Mokena, Ill.




10
Kevin Davis
RHP // R/R // Sr.
Brewton, Ala.




11
Ian McWilliams
RHP // R/R // Fr.
Hendersonville, Tenn.




12
Luke Eigsti
OF/RHP // R/R // Jr.
Scottsdale, Ariz.



14
Ryan Wesson
RHP // R/R // Jr.
Baldwyn, Miss.



15
Ryan Ruggles
LHP // L/L // Sr.
Sheffield, Ala.



16
Tanner Graham
RHP // R/R // Jr.
Killen, Ala.



17
Justin Wiley
INF // R/R // Fr.
Birmingham, Ala.



18
Carson Jones
RHP // R/R // Sr.
Moulton, Ala.



19
Price Visintainer
INF // R/R // Sr.
Vestavia Hills, Ala.



20
Cole Collins
OF // L/R // Jr.
Cullman, Ala.



21
Matthew Calvert
LHP // R/L // Jr.
Springville, Ala.



22
Zack Davis
OF // L/R // RS-So.
Kearney, Mo.



23
Jess Davis
OF // L/R // Fr.
Kearney, Mo.



24
Troy Cordrey
RHP // R/R // Fr.
Helena, Ala.



25
Christian Waltman
C // R/R // Fr.
Semmes, Ala.




26
Stephen Dobbs
C/3B // R/R // Sr.
Hoover, Ala.




27
Thomas Johns
INF // L/R // So.
Pinson, Ala.



28
Sylvester Toe
RHP // R/R // So.
Douglasville, Ga.




29
Isaiah Gonzales-Montoya
RHP // R/R // Sr.
Denver, Colo.



30
Colton Schultz
UTL // L/R // So.
Huntsville, Ala.



31
Riley Davis
RHP // L/L // Fr.
Helena, Ala.



33
Bailey Smith
LHP // L/L // Jr.
Springville, Ala.



34
Nathan Anthes
C // R/R // RS-Fr.
Marietta, Ga.




36
Will Battersby
LHP // R/L // Fr.
Hoover, Ala.



42
Kyle Davis
RHP // R/R // Jr.
Brewton, Ala.



44
Ty Harris
LHP // L/L // Jr.
Rogers, Ark.



50
Cole Whitman
LHP // L/L // So.
Pelham, Ala.



Brian Shoop
Head Coach
12th Season



Perry Roth
Assistant Coach
12th Season



Josh Hopper
Assistant Coach
Ninth Season



Ron Polk
Volunteer Assistant
10th Season



John Frost
Director of Operations
Third Season

UAB
BASEBALL

Radio/TV Roster



Table of Contents

Radio/TV Roster	2	Christian Waltman	39
Table of Contents	3	Riley Davis	40
Quick Facts	4	Bailey Smith	40
Media Information	5	Will Battersby	41
Staff	6-12	Ty Harris	41
Brian Shoop	7-8	Cole Whitman	42
Perry Roth	9	Opponents	43-60
Josh Hopper	10	Quick Facts	44-49
Ron Polk	11	Record vs. Opponents	50-60
John Frost	12	2017 In Review	61-85
Support Staff	12	Overall Stats	62-64
Blazers	13-42	C-USA Stats	65-66
Team Breakdown	14	Hitting Game-By-Game	67
Antonio Ralat	15	Pitching Game-By-Game	68
Tyler Tolbert	16	Season Superlatives	69
Tyler Gates	17	Starting Lineups	70
Carter Pharis	17-18	Batting Orders	71
Blake Johnson	19	Line Scores	72-74
Brett Blackwood	20	Miscellaneous Stats	74
Jim Jeffries	21	Team C-USA	75-76
Luke Eigsti	22	Letterwinner Profiles	77-85
Ryan Ruggles	23	History and Records	86-124
Tanner Graham	24	Jerry D. Young	87
Carson Jones	25	Young Memorial Field	88
Price Visintainer	26	Harry Walker	90
Matthew Calvert	27	MLB Draft	91
Zack Davis	28	NCAA Tournament Teams	92-93
Stephen Dobbs	29	Conference Tournament Records	94
Thomas Johns	30	Year-By-Year Leaders	95-97
Sylvester Toe	31	Single Game Records	98
Isaiah Gonzales-Montoya	32	Individual Season Records	99-100
Colton Schultz	33	Individual Career Records	101-102
Nathan Anthes	34	Team Records	103
Kyle Davis	35	Honors and Awards	104-106
Kevin Davis	36	Letterwinners By Name	107-100
Ian McWilliams	36	Letterwinners By Jersey	111-114
Ryan Wesson	37	Season-By-Season	115-124
Justin Wiley	37	GreaterBHAM	125-129
Cole Collins	38	Dr. Ray L. Watts	126
Jess Davis	38	Mark Ingram	127
Troy Cordrey	39	Athletic Administration	128
		Head Coaches	129

GENERAL

STAFF

BLAZERS

OPPONENTS

2017 IN REVIEW

HISTORY AND RECORDS

GREATER BHAM

The 2018 UAB baseball media guide is a publication of the UAB Athletic Communications department. This guide was designed, compiled, written and edited by Abby Vinson. Special editorial assistance was provided by Ted Feeley, Jay D'Abramo, Josh Brunner, Shane Switzer and other former UAB baseball sports information contacts.

Photography was provided by Kamp Fender, Jimmy Mitchell, Michael Wade, Steve Wood, UAB University Archives, UAB, the Midland Rockhounds, the Idaho Fall Chuckars, the Salem Red Sox, the Pulaski Yankees and Major League Baseball.

About Our Name

The University of Alabama at Birmingham (UAB) has been an autonomous member of the University of Alabama system since 1969 and has had an intercollegiate athletic program since 1977. In addition, the UAB name is often altered by various media, opponents, merchandisers, etc. Please note that there are only two correct versions of our name, the acronym "UAB" or the full "University of Alabama at Birmingham."

We are: UAB or the University of Alabama at Birmingham

We are not: Alabama-Birmingham, Ala.-Birmingham, UA-Birmingham or U.A.B.



2018 SCHEDULE

Date	Opponent	Location	Time
2/16	Bowling Green	Regions Field	4:00 p.m.
2/17	Bowling Green	Regions Field	1:00 p.m.
2/18	Bowling Green	Regions Field	1:00 p.m.
2/20	at Alabama State	Montgomery, Ala.	6:00 p.m.
2/21	Alabama State	Regions Field	4:00 p.m.
2/23	at Arkansas State	Jonesboro, Ark.	6:00 p.m.
2/24	at Arkansas State	Jonesboro, Ark.	2:00 p.m.
2/25	at Arkansas State	Jonesboro, Ark.	1:00 p.m.
2/27	Jacksonville State	Regions Field	4:00 p.m.
2/28	at Troy	Troy, Ala.	6:00 p.m.
3/2	Iowa	Regions Field	4:00 p.m.
3/3	Iowa	Regions Field	1:00 p.m.
3/4	Iowa	Regions Field	1:00 p.m.
3/6	Auburn	Regions Field	6:30 p.m.
3/9	Milwaukee	Regions Field	4:00 p.m.
3/10	Milwaukee	Regions Field	1:00 p.m.
3/11	Milwaukee	Regions Field	1:00 p.m.
3/13	Troy	Regions Field	6:30 p.m.
3/16	at Marshall*	Charleston, W. Va.	3:00 p.m.
3/17	at Marshall*	Charleston, W. Va.	2:00 p.m.
3/18	at Marshall*	Charleston, W. Va.	12:00 p.m.
3/20	Alabama	Regions Field	6:30 p.m.
3/23	LA Tech*	Regions Field	6:30 p.m.
3/24	LA Tech*	Regions Field	2:00 p.m.
3/25	LA Tech*	Regions Field	1:00 p.m.
3/27	Samford	Regions Field	6:30 p.m.
3/29	at Charlotte*	Charlotte, N.C.	5:00 p.m.
3/30	at Charlotte*	Charlotte, N.C.	4:00 p.m.
3/31	at Charlotte*	Charlotte, N.C.	12:00 p.m.
4/3	at Birmingham Barons	Regions Field	6:00 p.m.
4/4	Alabama A&M	Young Memorial Field	6:30 p.m.
4/6	FIU*	Young Memorial Field	6:30 p.m.
4/7	FIU*	Young Memorial Field	2:00 p.m.
4/8	FIU*	Young Memorial Field	12:00 p.m.
4/10	at Alabama	Tuscaloosa, Ala.	6:00 p.m.
4/13	at Old Dominion*	Norfolk, Va.	6:00 p.m.
4/14	at Old Dominion*	Norfolk, Va.	3:00 p.m.
4/15	at Old Dominion*	Norfolk, Va.	1:00 p.m.
4/17	at Auburn	Auburn, Ala.	6:00 p.m.
4/20	WKU*	Regions Field	6:30 p.m.
4/21	WKU*	Regions Field	2:00 p.m.
4/22	WKU*	Regions Field	1:00 p.m.
4/27	at Florida Atlantic*	Boca Raton, Fla.	5:30 p.m.
4/28	at Florida Atlantic*	Boca Raton, Fla.	3:00 p.m.
4/29	at Florida Atlantic*	Boca Raton, Fla.	10:00 A.M.
5/1	at Samford	Homewood, Ala.	6:00 p.m.
5/4	Southern Miss*	Young Memorial Field	6:30 p.m.
5/5	Southern Miss*	Young Memorial Field	2:00 p.m.
5/6	Southern Miss*	Young Memorial Field	1:00 p.m.
5/11	at Rice*	Houston, Texas	6:30 p.m.
5/12	at Rice*	Houston, Texas	2:00 p.m.
5/13	at Rice*	Houston, Texas	1:00 p.m.
5/15	at Jacksonville State	Jacksonville, Ala.	6:00 p.m.
5/17	Middle Tennessee*	Young Memorial Field	6:30 p.m.
5/18	Middle Tennessee*	Young Memorial Field	6:30 p.m.
5/19	Middle Tennessee*	Young Memorial Field	1:00 p.m.
Conference USA Tournament			
5/23	TBD	Biloxi, Miss.	TBA
5/24	TBD	Biloxi, Miss.	TBA
5/25	TBD	Biloxi, Miss.	TBA
5/26	TBD	Biloxi, Miss.	TBA
5/27	TBD	Biloxi, Miss.	TBA

* - denotes Conference USA game
Home games listed in **BOLD**
All times listed Central

GENERAL INFORMATION

School: UAB
Location: Birmingham, Ala.
Founded: 1969
Enrollment: 20,902
President: Dr. Ray Watts
Athletic Director: Mark Ingram
Faculty Athletics Representative: Dr. Frank Messina
Colors: Forest Green and Old Gold
Nickname: Blazers
Home Field: Regions Field
Young Memorial Field
Affiliation: NCAA Division I
Conference: Conference USA

BASEBALL STAFF

Head Coach: Brian Shoop
Alma Mater: Malone, 1980
Overall Record (Seasons): 1006-613-1 (28)
Record at UAB (Seasons): 307-323 (11)
Assistant Coach (Hitting): Perry Roth
Alma Mater: Greenville, 1997
First Season at UAB: 2007
Seasons at UAB: 11
Assistant Coach (Pitching): Josh Hopper
Alma Mater: Berry, 1999
First Season at UAB: 2010
Seasons at UAB: Eight
Volunteer Assistant Coach: Ron Polk
Alma Mater: Grand Canyon, 1965
First Season at UAB: 2009
Seasons at UAB: Nine
Head Coaching Experience: Georgia Southern, 1972-75
Mississippi State, 1976-97
Georgia, 2000-01
Mississippi State, 02-08
Director of Baseball Operations: John Frost
Alma Mater: UAB, 2013
First Season at UAB: 2015
Seasons at UAB: Three
Baseball Office: (205) 996-9420

BASEBALL HISTORY

First Season: 1979
Overall Record: 1082-1044-1
NCAA Tournament Appearances/Last: 2/2012
Conference USA Tournament Championships: 1/2012

YOUNG MEMORIAL FIELD

Opened: Feb. 26, 1984
Capacity: 1,000
Dimensions (LF-LC-CF-RC-RF): 330, 370, 400, 360, 330
Surface: Grass
Home Dugout Side: Third Base

REGIONS FIELD
Opened: April 2013
Capacity: 8,500
Dimensions (LF-LC-CF-RC-RF): 320, 380, 400, 375, 325
Surface: Grass
Home Dugout Side: Third Base

QUICK FACTS

TEAM INFORMATION

2017 Record: 24-31
Home: 17-14
Away: 7-17
C-USA Record: 9-21
Letterwinners Returning/Lost: 21/13
Starting Position Players Returning/Lost: 6/3
Pitchers Returning/Lost: 9/6
Newcomers: 13

TOP RETURNING POSITION PLAYERS

INF: Carter Pharis - .305 AVG, 15 2B, 3 HR, 30 RBI
INF: Price Visintainer - .288 AVG, 45 H, 28 R, 24 SO
INF: Antonio Ralat - .54-54 GP-GS, 3 HR, 21 RBI, 6-6 SB-SBA
C: Stephen Dobbs - .32 H, 19 RBI, 14 BB
OF: Colton Schultz - .294 AVG, 9 2B, 16 RBI, 5-6 SB-SBA

TOP RETURNING PITCHERS

SP: Carson Jones - 5.68 ERA, 3-5 W-L, 52.1 IP, 23 SO
SP: Ryan Ruggles - 6.70 ERA, 10 GS, 49.2 IP, 49 SO
RP: Isaijah Gonzales-Montoya - 4/32 ERA, 18 APP, 33.1 IP, 23 SO

KEY LOSSES

OF: Brewer Hicklen MLB Draft, Kansas City Royals
SP: Garrett Whitlock MLB Draft, New York Yankees
UTL: Pierce Ressemeyer Graduation
OF: Riley McCown Graduation
SP: Thomas Lowery Graduation

MEDIA RELATIONS


Associate AD/Communications: Ted Feeley
Associate Athletic Communications Director: Jay D'Abbramo
Ast. Athletic Communications Director: Josh Brunner
Athletic Communications Associate: Shane Switzer
Athletic Communications Associate/BSB Contact: Abby Vinson
Cell: (205) 541-1751
Office: (205) 934-0722
Email: avinson1@uab.edu
Mailing Address: 617 13th Street South
Birmingham, AL 35294
Radio Play-By-Play: David Crane
Website: UABsports.com
Facebook: Facebook.com/UAB.Athletics
Twitter: @UAB_Baseball
@UAB_Athletics
Instagram: UAB_Baseball
UAB_Athletics
Snapchat: UABAthletics
Youtube: Youtube.com/UABAthletics



MEDIA INFORMATION



Ted Feeley



Jay D'Abramo



Josh Brunner



Shane Switzer



Abby Vinson
Baseball

GENERAL

STAFF

BLAZERS

OPPONENTS

2017 IN REVIEW HISTORY AND RECORDS GREATER BHAM

Contact Information

Ted Feeley

Associate Athletic Director-Communications
FB, BVB, MGOLF
Office: (205) 934-0722
Cell: (205) 704-4147
Email: tfeeley@UAB.edu

Jay D'Abramo

Associate Athletic Communications Director
MBB, WSOC, W TEN
Office: (205) 934-0722
Cell: (205) 243-9422
Email: jdabramo@UAB.edu

Josh Brunner

Assistant Athletic Communications Director
WBB, Secondary Football, MTEN
Office: (205) 934-0722
Cell: (205) 796-8967
Email: brunnerj@UAB.edu

Shane Switzer

Athletic Communications Associate
SB, VB, T&F/XC, RIFLE
Office: (205) 934-0722
Cell: (434) 290-4767
Email: sitz17@UAB.edu

Abby Vinson

Athletic Communications Associate
BSB, MSOC, WGOLF, BOWL
Office: (205) 934-0722
Cell: (205) 541-1751
Email: avinson1@UAB.edu

Note to the Media

The UAB Athletic Communications Office is excited about your coverage of the 2018 UAB baseball program. Questions, credential requests and interviews should be directed to Abby Vinson, the UAB baseball contact.

Media Credentials

Credentials will be distributed to working media members only. Please make your requests as early as possible. Requests made within 24 hours of first pitch will not be granted.

Credential requests should be emailed to Abby Vinson, avinson1@UAB.edu. They can be picked up in the Athletic Communications Office or will be left at will call located at the entrances of Regions Field and Young Memorial Field.

Post-Game Interviews

Interviews will be conducted in front of the dugout following the NCAA mandated 10-minute cooling off period. Please submit all coach and student-athlete requests to Abby Vinson prior to the beginning of the ninth inning.

UAB locker rooms and inside the dugouts are off limits to the media.

UAB Player/Coach Availability

For interviews with coaches and players, please direct requests to the UAB baseball contact, Abby Vinson.

On gamedays, coaches and players will be available post-game. Please see the prior note for those procedures.

Telephone interviews will be based on the schedules of the student-athletes and coaches. Contact Abby Vinson for the best time to conduct these interviews.

Photography

Photography is permitted in the photo booths and on the concourses of Regions Field and Young Memorial Field. Please contact Abby Vinson 24 hours prior to the game to request a credential.

Radio Broadcast/TV

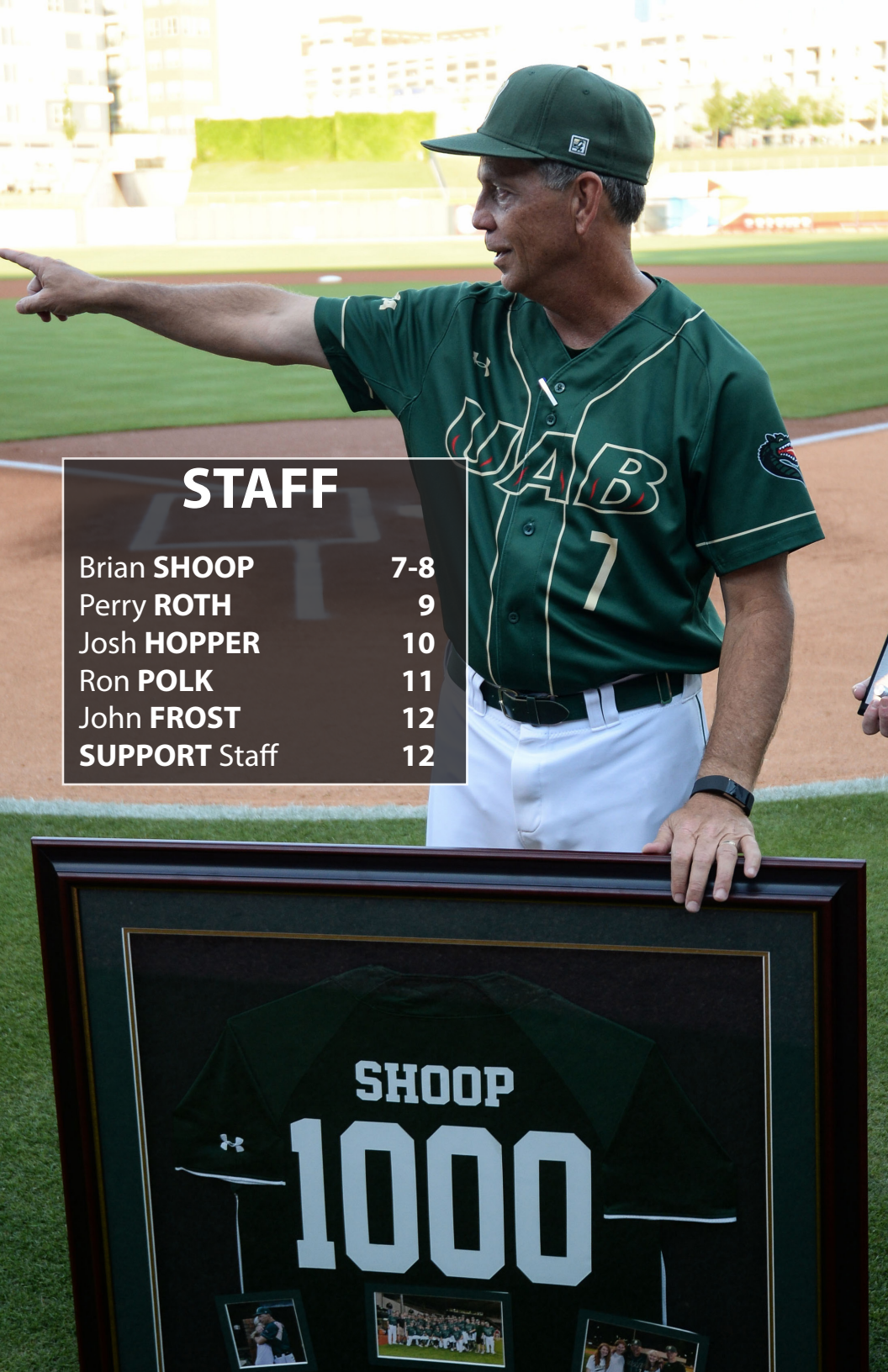
All UAB baseball home games will be streamed live on Conference USA TV unless otherwise noted. A radio broadcast will accompany the stream.

uabsports.com

uabsports.com is the official website of the Blazers and is the most accurate way to stay up to date with all of UAB's Athletic Programs. Game notes, statistics, previews, recaps and feature stories can all be found underneath each team's respective tab.

Social Media

In addition to UABSports.com you can get additional coverage and a behind the scenes look at the 2018 UAB baseball team by following them on social media. Follow the Blazers on Twitter @UAB_Baseball or @UAB_Athletics. See the Blazers in photos on Instagram (UAB_Baseball) or (UAB_Athletics). Fans are also encouraged to like the Blazers on Facebook at Facebook.com/UAB.Blazers. The newest social media platform for the Blazers is Snapchat where they can be found at UABAthletics.



STAFF

Brian SHOOP	7-8
Perry ROTH	9
Josh HOPPER	10
Ron POLK	11
John FROST	12
SUPPORT Staff	12

SHOOP

1000





BRIAN SHOOP



BRIAN SHOOP

HEAD COACH

12TH SEASON AT UAB MALONE, 1980

#7

A 27-year veteran of the sport, UAB baseball coach Brian Shoop enters his 12th season at the helm of the Blazers in 2018. In his time on the Southside he has molded UAB into one of the most successful programs both on and off the field.

SHOOP SEGMENTS

- Overall Record: 1,006-623-11 (27)
- UAB Record: 307-323 (11)
- 2015 Jerry Kindall Character in Coaching Award
- 2014 Keith LeClair Conference USA Coach of the Year
- 2001 NAIA National Champion

UAB YEARS

2017 saw success on the diamond for the Blazers and personal success for Shoop as he joined the 1,000-win club on April 21 with a 14-9 route of Louisiana Tech. The Blazers 2017 season was highlighted with many victories, including sweeps of Creighton and ULM, but none bigger than an 8-2 win over No. 14 Auburn in front of a record crowd of 5,344 at Regions Field.

Following the success on the diamond Brewer Hicklen became the highest draft selection in school history going in the seventh round to the Kansas City Royals. Garrett Whitlock joined Hicklen in the MLB draft going in the 18th round to the New York Yankees.

The 2016 Blazer team was dominant at home tallying 16 wins on their home diamond including two wins over No. 18 Southern Miss and a mid-week victory over No. 22 Alabama.

Off the field, UAB's efforts in the classroom were exceptional with 31 of the 33 guys on the guys earning a 3.0 GPA or better. The classroom accomplishments were highlighted with the Blazers earning the Team Academic Excellence Award awarded by the American Baseball Coaches Association.

In 2015, Shoop guided the Blazers to the Conference USA Championship game in 2015 marking the second time in four seasons the Green and Gold reached the league championship game. The championship game capped the program's third 30-win season in the last four years.

While Shoop led the Blazers to many high points, he garnered some individual accomplishments during his year including win No. 950 against Louisiana Tech and was the national recipient of the Jerry Kindall Character in Coaching Award, given annually by the Fellowship of Christian Athletes.

Four Blazers were named All-Conference in 2015 highlighted by James Naile's first team selection, Esteban Tresgallo and Adam Lau earning second team honors and Ryan Ruggles being tabbed to the All-Freshman squad.

To cap a very successful season three Blazers were in the MLB draft, the most since the 1996 campaign. Alex Luna went in the 10th round to the Kansas City Royals, James Naile was a 20th round selection by the Oakland A's and Adam Lau was picked up in the 37th round by the Boston Red Sox.

In 2014 the UAB baseball team had one of its best seasons in program history. The Blazers recorded 35 wins, their most since 1993, and finished in second place in the Conference USA polls, the highest finish since joining the league in 1996.

Shoop was tabbed the 2014 Keith LeClair Conference USA Coach of the Year, his ninth coach of the year selection in his career. Five other members of the squad earned postseason recognition from C-USA including Josh Hooper who was named Assistant Coach of the Year and Chase Mallard who garnered Pitcher of the Year. Mallard also became the fourth All-American in program history.

The 2014 team set many school records. The UAB set a program record with nine shutouts, which ranked 14th in the nation. The team held a school-best 2.87 ERA, the 24th best in the country. The team also won a school record 20-games in conference play highlighted by two wins over No. 29 FIU. Additionally, the Blazers took down No. 9 Alabama on the road.

In 2013 Shoop guided the UAB baseball team to its third consecutive appearance in the Conference USA Tournament. The Blazers extended their streak of defeating a nationally ranked opponent to seven seasons when UAB took down No. 18 Rice. John Frost became the seventh Blazers to earn All-Conference USA First Team honors under Shoop. Off the field, Ryan Prinzing became the first member of the UAB baseball program to earn Academic All-American honors.

Shoop led the Blazers on a historic run in 2012, guiding the Green and Gold to its first ever Conference USA Tournament Championship and second NCAA appearance in program history. The Blazers finished the regular season as the No. 7 seed in the C-USA Tournament field. UAB would upset nationally ranked UCF and Tulane before shutting out Memphis, 5-0, to capture the league's tournament crown as the lowest seed to ever win

COACHING CAREER		
Year	School	Position
1981-82	Malone	Assistant Coach
1983-89	Mississippi State	Assistant Coach
1990-06	Birmingham Southern	Head Coach
2007-Present	UAB	Head Coach



HEAD COACHING RECORD		
Year	School	Position
1990	Birmingham Southern	23-30
1991	Birmingham Southern	33-21
1992	Birmingham Southern	39-17
1993	Birmingham Southern	39-14
1994	Birmingham Southern	45-17
1995	Birmingham Southern	46-16
1996	Birmingham Southern	49-12
1997	Birmingham Southern	48-12
1998	Birmingham Southern	46-13-1
1999	Birmingham Southern	49-18
2000	Birmingham Southern	46-20
2001	Birmingham Southern	55-11
2002	Birmingham Southern	32-20
2003	Birmingham Southern	33-18
2004	Birmingham Southern	47-18
2005	Birmingham Southern	36-21
2006	Birmingham Southern	33-22
2007	UAB	25-33
2008	UAB	26-34
2009	UAB	31026
2010	UAB	28-25
2011	UAB	29-28
2012	UAB	32-30
2013	UAB	23-36
2014	UAB	35-21
2015	UAB	33-25
2016	UAB	21-34
2017	UAB	24-31
	UAB	307-323
	Birmingham Southern	699-300-1
Total		1006-623-1

GENERAL

STAFF

BLAZERS

OPONENTS

2017 IN REVIEW HISTORY AND RECORDS GREATER BHAM



the championship.

In 2012, the Blazers earned four wins against top-20 ranked program including at No. 16 Clemson, two wins against No. 16 UCF and No. 5 Rice.

After capturing the conference title, Shoop had six players earn All-Tournament accolades including Ryan Nance, Chase Mallard, John Frost, Jeff Schalk, Keith DePew and Tournament MVP Michael Busby.

Four Blazers earned All-Conference recognition in 2011, led by first-team selection Jamal Austin. Teammates Nick Crawford, Dillon Napoleon and Ryan Wooley earned Second-Team honors, while John Frost was named to the Conference USA All-Tournament team. Napoleon also earned the conference's Newcomer of the Year award, the first Blazer to ever win the award.

Follow the conclusion of the 2011 season, Ryan Wooley was selected in the 13th round of the MLB Amateur Draft by the Detroit Tigers while Jamal Austin went in the 13th round to the Seattle Mariners.

In 2010, the Blazers won series against No. 4 Rice and, College World Series participant, Southern Miss en route to finishing a three-way tie for third place in the Conference USA standings.

Shoop took over the program in 2007 and the Blazers saw immediate success. That season, the Blazers immediately improved from an eighth place finish in Conference USA to a fourth place finish. A year later, Shoop coached Ryan Keedy to one of the best statistical seasons in UAB history in 2008, leading Conference USA with a .423 batting average and setting a school record for doubles with 29. The eventual 16th round draft pick by the Chicago Cubs also blasted 10 home runs with 69 RBI.

The 2008 season was also highlighted by the Blazers' academic success. UAB earned the Conference USA Sport Academic award for baseball after posting a team GPA of 3.06 for the 2007-08 academic year. In 2009, UAB pitcher James Oliver was named the Conference USA Scholar-Athlete of the Year for baseball and in 2012 Keith DePew was named UAB's top senior student-athlete.

Shoop was appointed as the head coach of the UAB baseball program on June 12, 2006 by Interim Director of Athletics Richard Margison.

BIRMINGHAM SOUTHERN

Shoop came to UAB after serving as the head coach of the Birmingham Southern baseball coach for 17 seasons where he compiled a 699-300-1 (.700) record.

Shoop holds the records for most wins by a head coach in Birmingham Southern history after turning in an eight-year run of winning 40 games or more by winning 55 in 2001. He finished with 32 or more wins in 16 of 17 years at the school.

Under Shoop, the Panthers claimed the Big South regular season championships in 2004 and 2006. His 2004 squad earned a berth in the NCAA Athens Regional following a 47-18 season that made him the recipient of the 2004 Big South Conference USA Coach of the Year award as well as the ABCA Coach of the Year honor.

In 2001, Birmingham Southern's final year of NAIA competition, Shoop led the Panthers to a school record 55 wins on the way to claiming the NAIA National Championship, the program's first ever title. Shoop was named the 2001 NAIA National Coach of the Year and Region XI Coach of the Year from the ABCA. Following the Panther's run to the national championship, Shoop was selected to greet President George W. Bush at the Birmingham International Airport during his visit to the "Magic City".

At Birmingham Southern, Shoop's teams' averaged 41 wins a season and captured nine regular season conference titles and eight league tournament championships. He led his squads to 10 regional appearances with three runner-up finishes and four regional titles.

Shoop received his share of accolades including being a two-time TransSouth Conference Coach of the Year and three time ABCA Mid-South Region Coach of the Year. Shoop was named either conference or district coach of the year in seven his 11 years and Birmingham Southern. Additionally, he served as the NAIA Southeastern Regional Chairman for four years.

MISSISSIPPI STATE

Before taking over the helm of the Birmingham Southern program, Shoop served as an assistant coach at Mississippi State from 1983-89 under legendary head coach Ron Polk. In his time in Starkville, he helped the Bulldogs win three SEC championships and earn six regional appearances with a trip to the College World Series in 1985. During his tenure, Shoop coached MLB standouts Will Clark, Rafael Palmeiro, Jeff Brantley and Bobby Thigpen.

MALONE

An Ohio native, Shoop began his coaching career at his alma mater, Malone (Ohio) College where he was an All-District performer. Malone was the Ohio NAIA champion in each of Shoop's six years as a player and coach. He was a member of the 1996 Malone Hall of Fame class.

PERSONAL

Shoop earned a double degree in physical education and business/economics from Malone and a master's degree in sports administration from Kent State. He also completed his doctoral course work in educational leadership from Mississippi State.

Shoop and his wife, Brenda, reside in Birmingham and have five children: Scott, Emily, Hannah and twins Sarah and Jesse.

BRIAN SHOOP

THE SHOOP FILE

Education

Malone, 1980

Kent State, 1982

Family

Brenda, Wife

Scott and Jesse, Sons

Emily, Hannah and Sarah, Daughters



WHAT PEOPLE ARE SAYING:

"My plan was to basically come play baseball and get a degree. What I actually took away from playing for Brian Shoop was a game plan for life and eternity. Because of 'my coach'

* I believe 'victory has already been won'

* I am a better coach, father, husband and member of my community

* I learned how to value every person and how hard work earns success

Playing for Brian Shoop was the best 'class' I ever took in college."

- Butch Thompson, Head Coach - Auburn

"In every man's life, God puts people in that life that have the opportunity and possess the tools necessary to impact them in the workplace, in the community and in the home. Brian was that man in my life. His impact on me as a coach and a teacher of the game has influenced every season, every player and every moment in my 14 years as the head baseball coach at The University of Memphis. More importantly, his impact on me as a follower of Christ resonates in my marriage, my handling of my coaching staff and daily decisions I make about all things truly important in this world. I am forever grateful our paths crossed at such a critical and formative time in my development as a man."

- David Schoenrock, Head Coach - Memphis



PERRY ROTH



PERRY ROTH

ASSISTANT COACH

12TH SEASON AT UAB

GREENVILLE (ILL.), 1997

Perry Roth enters his 12th season as an assistant coach in 2018, after serving as the recruiting coordinator under Brian Shoop and Birmingham Southern. Roth's responsibilities include hitting instruction as well as working with the Blazers' catchers and playing a vital role in the program's recruiting efforts.

As a hitting coach, Roth has guided the Blazers to some impressive offensive numbers. Under the assistance of Roth, UAB made an incredible run to the 2015 Conference USA Championship game.

In 2016 and 2017 Roth coached Brewer Hicklen, a 2017 seventh round pick of the Kansas City Royals, who finished his career ranking sixth in career triples (10) and 10th in stolen bases (39). He was a 2017 Conference USA Second-Team selection and made the 2016 C-USA All-Freshman Team.

Adam Lau, a 37th round MLB Draft Selection by the Boston Red Sox, was a Roth prodigy. Lau was named to the John Olerud Two-Way Player of the Year Award watch list for his efforts at the plate and on the mound. He was also an All-Conference USA Second Team selection, while catcher and a Louisville Slugger National Player of the Week, Esteban Tresgallo, was also tabbed to the All-C-USA Second Team.

Senior outfielders Chase Davis and Jeff Schalk closed the book on their UAB careers landing spots on the Conference USA Championship All-Tournament Team after very successful careers at the plate and in the 2015 C-USA Tournament.

In 2014, the squad won 35 games, its most since the 1993 season. Outfielder Chase Davis was named All-Conference USA Second Team after leading the club in runs scored (38), doubles (11) and triples (2).

Roth also coached Luke Stewart, who in 2010 was an All-League selection, connecting for 21 home runs and tied the UAB all-time record with 49 in his three seasons.

The UAB offense stepped up massively in its historic run in 2012 hitting .333 as a team in the Conference USA Tournament drawing more walks (24) than strikeouts (18) during the four-game stretch in Pearl, Miss. The Blazers saw three players named to the league's All-Tournament team in Jeff Schalk, John Frost and Keith DePew.

In 2009, under the guidance of Roth, the UAB offense set school records with 461 runs scored and 129 doubles as the Blazers again proved themselves as one of the top hitting teams in the league. The team cracked the top-10 in the school's single-season team record book for RBI (406, second), walks (284, third), home runs (58, sixth), hits (605, ninth) and batting average (.305, 10th).

Roth wasted no time making an immediate impact when he arrived in 2007 quickly turning the bats around from a .267 average in 2006 to .296. That rise continued into 2008 as the team hit .311 with nine players hitting above .300 individually. One of those players was All-American Ryan Keedy who hit .423 with a school record 29 doubles.

Behind the plate, Roth has worked with a pair of Blazer catchers who earned All-American honors, Danny Sawyer (2007) and Digger Towse (2009). In 2010, Jacob German threw out 32.4 percent of potential base stealers to lead all Conference USA catchers. Those numbers were among the league best from 2011-12, as the duo of German and Harry Clark threw out 46.9 percent in 2011 and 37.7 percent in 2012.

BEFORE UAB

Roth came to UAB from Birmingham Southern following the 2006 campaign. In his final season with the Panthers they had a team batting average of .298 while hitting 52 home runs and driving in 96 more runs than their counterparts. In 2005, Birmingham Southern's Adam Tucker led the Big South Conference in home runs (25) and was second in RBI (73) and total bases (167). Tucker won the NCAA statistical championships for home runs per game.

Before re-joining Shoop's staff at Birmingham Southern, Roth spent one season at Bradley where he helped guide the Braves' offense to a .301 team batting average. The team improved in virtually every offensive category upon his arrival, scoring 115 more runs than the previous season while three Braves hitters received All-Missouri Valley Conference honors, including 2004 MVC batting average leader Jon Smith.

In 2003, Roth had his first stint with Shoop at Birmingham Southern serving as the Panthers' first base coach. That season the team posted a 35-16 record in its final year of provisional NCAA membership. In the summer of 2003, Roth led his Athletics in Action team to a runner-up finish in the Alaskan Baseball League and a berth in the National Baseball Congress World Series.

Before arriving at Birmingham Southern the first time, Roth spent three years as an assistant at Illinois State from 2000-02 where he served as the team's hitting and outfield coach in addition to his responsibilities as the program's recruiting coach. From 1998-99, he served as the head coach of Springfield Calvary Academy right after being an assistant coach at his alma mater, Greenville College, from 1996-98.

As a player, Roth was a two-time letterwinner at Greenville. Both in 1990 and 1991, Roth and his Greenville teammates reached the National Christian College Athletic Association (NCCAA) championship. Roth graduated from Greenville with a B.S. in physical education in 1997 and currently resides in Birmingham.

COACHING CAREER

Year	School	Position
1996-97	Greenville	Assistant Coach
1998-99	Springfield Calvary	Assistant Coach
2000-02	Illinois State	Assistant Coach
2003, 2005-06	Birmingham Southern	Assistant Coach
2007-Present	UAB	Assistant Coach



GENERAL

STAFF

BLAZERS

OPPONENTS

2017 IN REVIEW

HISTORY AND RECORDS

GREATER BHAM



JOSH HOPPER

ASSISTANT COACH

NINTH SEASON AT UAB

BERRY (GA.), 1999

Hopper enters his 10th season with the Blazers in 2018. He joined the UAB baseball staff as a pitching coach in July 2009 after spending the previous five seasons as an assistant coach at his alma mater, Berry College in Rome, Ga.

Hopper coached Garrett Whitlock from 2016-17 who was picked up by the New York Yankees in the 18th round of the 2017 MLB Draft.

In 2015, Hopper guided a pitching staff that carried the Blazers into the 2015 C-USA Championship. His staff totaled 22 quality starts, allowed three runs or less in half of team's 59 games, gave up two runs or less on 22 occasions, surrendered just one run in 12 games and posted five shutouts.

The Blazers set the program record for the lowest single-season opposing batting average holding opponents to a .237 average in 2015. The staff tallied the fourth most strikeouts ever in a single season with 403 and posted a team ERA of 3.60, the fourth lowest ERA in program history.

Three of UAB's four all-conference selections in 2015 were pitchers under Hopper's guidance as James Naile was an All C-USA First Team selection. Adam Lau landed a spot on the second team while southpaw Ryan Ruggles earned a spot on the All-Freshman team.

UAB also tied its most draft selections in program history as three players, all previously undrafted, were taken. Alex Luna became the highest pitcher ever drafted from UAB going in the 10th round to the Kansas City Royals, James Naile was selected by the Oakland A's in the 20th round and reliever Adam Lau was taken in the 37th round by the Boston Red Sox.

In 2014 Hopper was recognized as the inaugural Conference USA Assistant Coach of the Year. Hopper mentored one of the best pitching staffs in the conference and the country. UAB's staff owned a 2.87 ERA, which ranked fourth in C-USA and 24th in the nation. In addition, its team ERA and opposing batting average (.240) both ranked first in school history for a single season. The squad struck out 409 batters on the year, the fourth most in school history.

The 2014 squad won 35 games and recorded a program record nine shutouts. Right-handed pitcher Chase Mallard became the first Second Team All-American in school history. Mallard held a 9-3 record, 1.55 ERA and struck out 94 batters. He was the only pitcher in the nation to record a quality start in each of his 14 starts during the regular season.

In 2012, Hopper guided the UAB pitching staff to its first ever Conference USA Tournament Title and a spot in the NCAA Tournament, the school's first since 1991. Hopper saw three pitchers earned All Conference USA Tournament honors in Michael Busby (MVP) and Chase Mallard. In the three C-USA Tournament wins the staff registered 1.08 RA and help opponents to a .189 batting average in 25.0 innings with a 5-0 shutout of Memphis in the title game.

In addition to the most successful run in school history, Hopper's staff pitched the most innings in program history (554.1) and recorded the most victories (32) since the 1996 campaign. The Blazers recorded four shutouts, the most since 1994, and issues the fewest walks (207) since 2003.

The 2011 staff featured two right-handed pitchers that were recognized by the league in Ryan Woolley and Dillon Napoleon. Both earned second-team All-Conference honors while Napoleon became the first UAB player to earn the league's Newcomer of the Year Award. Following the season Woolley was drafted in the 13th round of the MLB Draft by the Detroit Tigers.

BEFORE UAB

In 2009, Hopper's final season at Berry, he helped the Vikings to the program's first NAIA World Series appearance and a ranking of No. 4 in the final NAIA Baseball Coaches Poll. Berry finished the year 46-16 record and Hopper's pitching staff ranked in the top-25 nationally in ERA (4.22) and opponent batting average (.263).

The 2009 Berry staff featured NAIA All-American Matt McCalley who finished the season with a 10-1 record and a 1.26 ERA. Also the program's career saves leader, McCalley is the second All-American coached by Hopper at Berry joining Tim Borders (2001). In 2008 Hopper coached Collin McHugh who was selected by the New York Mets in the 18th round of the 2008 MLB Draft.

Hopper's pitchers are known for their command of the strike zone with his 2006 Berry staff leading the nation in fewest walks per game with the 2008 squad ranking 13th nationally in that category. In five years at Berry, Hopper's pitchers averaged 290 strikeouts to just 141 walks.

As a player at Berry in the late 1990s, Hopper pitched his way to All-Conference honors three times and finished his career ranked in the top-five on the school's all-time wins and strikeouts list. He helped the Vikings to three NAIA regional tournament appearances.

Following his collegiate career, Hopper spent two years with the New York Mets' minor league organization. He was a member of the 1999 Mets' Gulf Coast League Championship team and then split the 2000 season between the Capital City Bombers of the South Atlantic League and the Pittsfield Mets of the New York-Penn League.

Hopper graduated from Berry in 1999 with a bachelor's degree in health and physical education. He earned a master's degree in exercise science from Georgia State in 2004. Hopper married the former Kylie Bivens in July of 2006. The couple has two sons, Kase and Baylor and one daughter, Kameron.

COACHING CAREER

Year	School	Position
2001-02	Berry	Assistant Coach
2003-04	Georgia State	Assistant Coach
2005-09	Berry	Assistant Coach
2010-Present	UAB	Assistant Coach





RON POLK

GENERAL

STAFF

BLAZERS

OPPONENTS

2017 IN REVIEW

HISTORY AND RECORDS

GREATER BHAM



RON POLK

VOLUNTEER ASSISTANT COACH

10TH SEASON AT UAB GRAND CANYON, 1965

Legendary Mississippi State baseball coach Ron Polk, the winningest coach in the history of the Southeastern Conference, enters his 10th season as UAB's volunteer assistant coach. Polk came to UAB in the summer of 2008 after announcing his retirement from the Mississippi State program.

A veteran of postseason play, Polk helped the Blazers advance to the NCAA Tournament in 2012 for the first time since 1991. The Blazers made the NCAA Regional in Tallahassee, Fla., hosted by Florida State, by capturing the Conference USA Tournament to receive an automatic bid.

"It has been a personal highlight in life for me to be able to learn under Coach Polk in the 80's at Mississippi State and now to work with him again," head coach Brain Shoop said. "I have more respect for Coach Polk than any other coach in college baseball. No one has had more of an influence on our game and on countless young coaches, including myself. 'Our players love him and appreciate the sacrifices he makes to be involved with the UAB baseball program. We are better in so many ways because of Coach's decision to donate his time to Blazer baseball.'"

In July 2009, Polk was inducted into the College Baseball Hall of Fame. He is also a member of the American Baseball Coaches Association (ABCA) Hall of Fame, having been inducted in 1995. In 1988, he was presented with the Lefty Gomez Award, the highest award given by the ABCA.

Polk retired from Mississippi State in 2008 following his 29th season at the school. He currently ranks ninth all-time in NCAA Division I career head coaches victories.

Polk concluded his 35-year career as a head coach with a record of 1,373-700-2 (.662). In his career, which also included stints at Georgia Southern (1972-75) and Georgia (2000-01), Polk led his teams to a total of eight College World Series appearances, five SEC Championships and 23 Regional appearances. He is one of only three coaches in college baseball history to take three different programs to the College World Series.

Polk mentored Shoop when the Blazer skipper was on his staff at Mississippi State from 1983-89. The Bulldogs won three SEC Championships and made on trip to the College World Series during that time.

At Mississippi State, Polk recruited and coached some of the game's all-time greats including MLB standouts Jeff Brantley, Will Clark, Rafael Palmeiro, Bobby Thigpen and Jonathan Papelbon.

A three-time National Coach of the Year, Polk held the position of Assistant Athletics Director for Special Projects at Mississippi State following his team's College World Series run in 1997. While in that position, Polk spearheaded a successful campaign to expand Polk-DeMent Stadium in Starkville. He returned to coaching Georgia in 2000 where he spent two years before making the move back to Mississippi State for his final seasons.

Perhaps Polk's most talented Mississippi State squad ever was the 1985 version. That club finished the year 50-15 and was SEC Champion before going on to appear in the College World Series. The 1985 Bulldog club featured future major league stars Brantley, Clark, Palmeiro and Thigpen.

In his 35-years as a head baseball coach, Polk produced 35 All-American and more than 75 All-SEC performers.

In addition to Polk's work in the collegiate ranks, the Boston, Mass., native has complete seven tours as a member of the coaching staff for the USA National Baseball Team, twice serving as head coach. Two of the teams he coached represented the United States in the Olympics.

Polk has also impacted the college baseball world through his literary work. He has authored "The Baseball Playbook", the nation's leading textbook for baseball, and is featured in the book, "6 Psychological Factors for Success: America's more Successful Coaches Reveal the Path Competitive Excellence."

COACHING CAREER		
Year	School	Position
1972-75	Georgia Southern	Head Coach
1876-97	Mississippi State	Head Coach
2000-01	Georgia	Head Coach
2002-08	Mississippi State	Head Coach
2009-Present	UAB	Volunteer Assistant





JOHN FROST

DIRECTOR OF OPERATIONS

THIRD SEASON AT UAB

UAB, 2013

Former UAB standout John Frost enters his third season as the Director of Operations in 2018 after receiving the title in the summer of 2015.

Frost was a four-year starter for the Blazer program from 2010-13. He played in the designated hitter role as a freshman, played first base as a sophomore and junior and moved to third base for his senior campaign. He was named First Team All-Conference in 2013 was also a Conference USA All-Freshman honoree in 2010.

The Decatur, Ala., native earned C-USA All-Tournament team honors in consecutive seasons in 2011 and 2012, helping lead the Blazers to the C-USA Championship as a junior.

Frost finished his Blazer career with 214 starts in 222 games and a .298 batting average at the plate. He totaled more than 150 RBI and is UAB's all-time leader in at-bats with 860. He also ranks in the UAB career top-10 list in hits (256), doubles (46), RBI (159) and total bases (346).

After graduation from UAB, he spent the 2013-15 as a graduate assistant with the University of Alabama baseball program.

Frost oversees all of the logistical aspects of the program including team travel, maintaining Young Memorial Field and organizing fall and summer camps for the Blazers.

CAREER

Year	School	Position
2013-15	Alabama	Graduate Assistant
2015-Present	UAB	Director of Operations



SUPPORT STAFF



Gunnar Cederberg
Strength and Conditioning
First Season



Derek Nichols
Athletic Trainer
First Season



David Crane
Play-by-Play
Sixth Season





Ryne Nicholson
Head of Equipment
First Season



Seth McFall
Marketing
Second Season



Abby Vinson
Athletic Communications
First Season



BLAZERS

TEAM BREAKDOWN	14
RETURNERS	15-35
NEWCOMERS	36-42





TEAM BREAKDOWN

No.	Name	Pos.	Ht.	Wt.	B/T	Class	Hometown/Previous School
1	Antonio Ralat	INF	6-2	200	R/R	Jr.	San Juan, P.R./Palm Beach State
2	Tyler Tolbert	IF/OF	6-0	160	R/R	So.	Trussville, Ala./Hewitt-Trussville
3	Tyler Tolbert	RHP	6-0	190	R/R	RS-Jr.	Northport, Ala./Shelton State CC
5	Carter Pharis	INF	6-1	200	R/R	Jr.	Trussville, Ala./Hewitt-Trussville
6	Blake Johnson	INF	5-10	185	R/R	RS-Jr.	Phenix City, Ala./Central
8	Brett Blackwood	INF	6-1	190	R/R	RS-Jr.	Hartselle, Ala./Hartselle
9	Jim Jeffries	C/1B	6-2	230	L/R	So.	Mokena, Ill./Providence Catholic
10	Kevin Davis	RHP	6-0	195	R/R	Sr.	Brewton, Ala./Auburn
11	Ian McWilliams	RHP	6-3	165	R/R	Fr.	Hendersonville, Ala./Beech
12	Luke Eigsti	OF/RHP	6-2	190	R/R	Jr.	Scottsdale, Ariz./Saguaro
14	Ryan Wesson	RHP	6-1	185	R/R	Jr.	Baldwyn, Miss./Northeast Mississippi CC
15	Ryan Ruggles	LHP	6-4	205	L/L	Sr.	Sheffield, Ala./Sheffield
16	Tanner Graham	RHP	6-4	210	R/R	Jr.	Killen, Ala./Brooks
17	Justin Wiley	INF	6-1	165	R/R	Fr.	Birmingham, Ala./Ramsay
18	Carson Jones	RHP	6-1	210	R/R	Sr.	Moulton, Ala./Calhoun CC
19	Price Visintainer	INF	5-10	170	R/R	Sr.	Vestavia Hills, Ala./Shelton State CC
20	Cole Collins	OF	5-7	160	L/R	Jr.	Cullman, Ala./Wallace-Hanceville CC
21	Matthew Calvert	LHP	6-1	230	R/L	Jr.	Springville, Ala./Clay-Chalkville
22	Zack Davis	OF	6-3	210	L/R	RS-So.	Kearney, Mo./Kearney
23	Jess Davis	OF	6-0	180	L/R	Fr.	Kearney, Mo./Kearney
24	Troy Cordrey	RHP	6-3	225	R/R	Fr.	Helena, Ala./Helena
25	Christian Waltman	C	6-0	195	R/R	Fr.	Semmes, Ala./Faith Academy
26	Stephen Dobbs	C/3B	5-10	190	R/R	Sr.	Hoover, Ala./Wallace-Hanceville CC
27	Thomas Johns	INF	6-0	260	L/R	So.	Pinson, Ala./Clay-Chalkville
28	Sylvester Toe	RHP	6-3	230	R/R	So.	Douglasville, Ga./Landmark Christian
29	Isaiah Gonzales-Montoya	RHP	6-0	170	R/R	Sr.	Denver, Colo./Butler CC
30	Colton Schultz	OF/INF	6-0	200	L/R	So.	Huntsville, Ala./Huntsville
31	Riley Davis	RHP	6-1	190	R/R	Fr.	Helena, Ala./Helena
33	Bailey Smith	LHP	6-0	185	L/L	Jr.	Springville, Ala./Lawson State CC
34	Nathan Anthes	C	5-8	195	R/R	RS-Fr.	Marietta, Ga./Lassister
36	Will Battersby	LHP	6-2	170	R/L	Fr.	Hoover, Ala./Spain Park
42	Kyle Davis	LHP	6-3	240	R/R	Jr.	Brewton, Ala./T.R. Miller
44	Ty Harris	LHP	6-0	180	L/L	Jr.	Rogers, Ark./Crowder College
50	Cole Whitman	LHP	6-3	210	L/L	So.	Pelham, Ala./East Mississippi CC

Coaches and Support Staff

Head Coach:	7 Brian Shoop, 12th Season
Assistant Coach:	4 Perry Roth, 12th Season
Assistant Coach:	13 Josh Hopper, Ninth Season
Volunteer Assistant Coach:	35 Ron Polk, 10th Season
Director of Operations:	John Frost, Third Season
Athletic Trainer:	Derek Nichols, First Season
Strength and Conditioning:	Gunnar Cederberg, First Season

Pronunciation Guide

1	Antonio Ralat	RA-LOT
5	Carter Pharis	FAIR-is
19	Price Visintainer	VISION-tay-ner
24	Troy Cordrey	Cord-ray
34	Nathan Anthes	AN-this

ALPHABETICAL ROSTER

No.	Name	No.	Name	No.	Name
34	ANTHES, Nathan	26	DOBBS, Stephen	5	PHARIS, Carter
36	BATTERSBY, Will	12	EIGSTI, Luke	1	RALAT, Antonio
8	BLACKWOOD, Brent	3	GATES, Tyler	15	RUGGLES, Ryan
21	CALVERT, Matthew	29	GONZALES-MONTOYA, Isaiah	30	SCHULTZ, Colton
20	COLLINS, Cole	16	GRAHAM, Tanner	33	SMITH, Bailey
24	CORDREY, Troy	44	HARRIS, Ty	2	TOLBERT, Tyler
23	DAVIS, Jess	9	JEFFRIES, Jim	19	VISINTAINER, Price
10	DAVIS, Kevin	27	JOHNS, Thomas	25	WALTMAN, Christian
44	DAVIS, Kyle	6	JOHNSON, Blake	14	WESSON, Ryan
31	DAVIS, Riley	18	JONES, Carson	50	WHITMAN, Cole
22	DAVIS, Zack	11	MCWILLIAMS, Ian	17	WILEY, Justin



ANTONIO RALAT



ANTONIO RALAT

INFIELD

#1

6-2 // 200 // R/R // Jr.

San Juan, P.R. // Palm Beach State

SOPHOMORE SEASON (2017)

- Tied for the team-high in games played and started (54)
- Finished his first year at UAB with a .265 average and 26 runs
- Three home runs ranked tied for third on the team
- Added 21 RBI, 66 total bases, 11 walks and was a perfect 6-for-6 on stolen base attempts
- Played at shortstop in every start and led the team with 147 assists
- Team-best .347 average against left-handed pitchers
- One of only two players along with Carter Pharis to play and start all 30 conference games
- Had a pair of three hit games (at Middle Tennessee – April 13, vs. Old Dominion – May 7)
- Had a great game on May 13 at No. 22 Southern Miss when he blasted a home run and had a season-high six total bases and three RBI as he went 2-for-4 at the plate
- 23 hits over last 28 games of the year
- Played in the Cape Cod Summer League for the Chatham Anglers
- Named to the Conference USA Commissioner's Academic Honor Roll

PALM BEACH STATE (2016)

- Spent one season at Palm Beach State
- Batted .283, scored 18 runs, hit one home run, 13 RBI, and stole three bases

HIGH SCHOOL

- Played at ELEV8 Sports Institute in Delray Beach, Fla
- Coached by multiple former professional players including Executive Director of Baseball and former first round pick Luis Alicea
- Also played basketball and was a member of the Puerto Rico U16 team

PERSONAL

- Born Antonio Francisco Ralat Trancoso on October 24, 1996
- Son of Kathryn Trancoso and Miguel Ralat
- Has one brother, Alejandro
- Majoring in marketing

ANTONIO RALAT'S CAREER HITTING STATS

Year	AVG.	GP-GS	AB	R	H	2B	3B	HR	RBI	TB	SLG%	BB	HBP	SO	GDP	OB%	SF	SH	SB-ATT	PO	A	E	FLD%
2017	.265	54-54	185	26	49	8	0	3	21	66	.357	11	5	35	3	.320	2	7	6-6	93	147	13	.949
Total	.265	54-54	185	26	49	8	0	3	21	66	.357	11	5	35	3	.320	2	7	6-6	93	147	13	.949



GENERAL

STAFF

BLAZERS

OPPONENTS 2017 IN REVIEW HISTORY AND RECORDS GREATER BHAM



TYLER TOLBERT

INFIELD

#2

6-0 // 160 // R/R // So.

Trussville, Ala. // Hewitt-Trussville

- One of the fastest players on the team with a 60-yard dash in the 6.5-second range

FRESHMAN SEASON (2017)

- Appeared in 40 games, making 31 starts
- Finished second on team in stolen bases swiping 11 on 12 attempts
- Recorded first multi-hit game of his career on a 2-for-3 day against Rice (May 19)
- Notched first career hit against Valparaiso (Feb. 24)
- Used primarily at second base and as a pinch-runner with one career start at shortstop
- Played for the Lima Locos in the Great Lakes Summer League with UAB teammates Stephen Dobbs, Isaiah Gonzales-Montoya and Jared Nixon
- Tabbed an all-star for the Locos
- Named to the Conference USA Commissioner's Academic Honor Roll

HIGH SCHOOL


- Played under Jeff Mauldin at Hewitt-Trussville High School
- 2016 Birmingham/Central Alabama Player of the Year while leading his team to the Class 7A State Title
- Second Team Louisville Slugger All-American and Alabama 7A Hitter of the Year
- Huskies won 17 of their last 19 games including an upset of nationally ranked Sparkman in the State Semifinals and shutout Auburn in back-to-back games of the championship series
- Batted .447 as a senior, setting school records for hits (71), runs (64), and stolen bases (41)
- Added 10 doubles, five triples, and 20 walks while striking out just 16 times as the team's leadoff hitter
- Had 93 assists and 96 putouts in the field as a Second Baseman
- One of the school's all-time leaders in assists (162)
- Stole home base against nationally-ranked Vestavia Hills with the game tied at 1-1 and the bases loaded in the sixth inning with Alabama freshman Sonny Potter on the mound
- 2016 Perfect Game Preseason Honorable Mention All-American
- Hit .316 as a junior, 36 RBI, scored 15 runs and swiped nine bases
- Was teammates with fellow Blazer Carter Pharis
- Played for the East Cobb Astros alongside UAB teammate Thomas Johns in the summer
- Won the 2016 WWBA National Championship
- Made the All-Tournament team across multiple tournaments
- Rated the seventh-best second base recruit in the Class of 2016 by Perfect Game in the state of Alabama
- Also played basketball on the varsity team as a sophomore

PERSONAL

- Born Tyler Mangual Tolbert on January 27, 1998
- Son of Bernardo and Sherrye Tolbert
- Cousin is former Tennessee quarterback Joshua Dobbs, who ranks third all-time in Volunteers history for total offense (9,360 yards) and currently a member of the Pittsburgh Steelers
- Also cousins with fellow UAB baseball player Stephen Dobbs
- Has one sister, Taylor
- Majoring in marketing

TYLER TOLBERT'S CAREER HITTING STATS

Year	AVG.	GP-GS	AB	R	H	2B	3B	HR	RBI	TB	SLG%	BB	HBP	SO	GDP	OB%	SF	SH	SB-ATT	PO	A	E	FLD%
2017	.151	40-31	86	16	13	2	0	0	5	15	.174	15	0	23	4	.277	0	6	11-12	66	84	2	.987
Total	.151	40-31	86	16	13	2	0	0	5	15	.174	15	0	23	4	.277	0	6	11-12	66	84	2	.987





TYLER GATES/CARTER PHARIS



TYLER GATES

RHP

#3

6-0 // 190 // R/R // RS-Junior

Northport, Ala. // Shelton State CC

REDSHIRT SEASON (2017)

- Did not see any game action
- Named to the Conference USA Commissioner's Academic Honor Roll

SHELTON STATE CC

- Pitched for two seasons Shelton State Community College in Tuscaloosa, Ala. under head coach Bobby Sprowl
- 7-1 in his final season at SSCC with a 2.83 ERA and 54 strikeouts across 47.2 innings
- Sat out the 2015 season
- Tallied 57.1 innings on the mound in 2014 with a 5-3 record across 12 starts, striking out 35 batters while maintain a 2.98 ERA

HIGH SCHOOL

- Played for Tuscaloosa County High School in Northport, Ala
- Served as team captain his final two seasons and earned All-State honors as a senior
- Held a 12-2 record and 1.45 ERA his senior season
- Notched 130 strikeouts in 82.1 innings pitched as a senior
- Also played quarterback on the football team guiding the Wilcats to a 9-3 record as a senior

PERSONAL

- Born Tyler Justin Gates on Sept. 14, 1994
- Son of Karen and Rick Gates
- Has one sister, Chelsie
- Majoring in healthcare management

CAREER HIGHS

Innings PitchedN/A
Runs AllowedN/A
ERN/A
StrikeoutsN/A
WalksN/A
Hits AllowedN/A



CARTER PHARIS

INFIELD

#5

6-1 // 200 // R/R // Jr.

Trussville, Ala. // Hewitt-Trussville

SOPHOMORE SEASON (2017)

- Started all 54 games he played in, missing just one game all year
- Led the team with 62 hits, 15 doubles and 330 putouts
- Top three on the team in average (.305), runs (32), home runs (three), RBI (30), total bases (86), on-base percentage (.381) and stolen bases (perfect 8-for-8 on attempts)
- Best leadoff hitter on the team as he batted a remarkable .585 (31-for-53) in leadoff situations
- Team-high 38 hits and 25 RBI in Conference USA play to go along with a .317 average
- Had 20 games of two-or-more hits, the best mark on the team, while being one of two Blazers with eight multi-RBI games
- Also had a team-best 12 multi-hit games and seven multi-RBI games in C-USA play
- One of only two players along with Antonio Ralat to play and start all 30 conference games
- Had multiple game-highs for the Blazers on the year in hits (four vs. Louisiana-Monroe – March 12), RBI (four, vs. Louisiana Tech – April 21, vs. Rice – May 20) and doubles (two vs. Louisiana-Monroe – March 12, at Louisiana Tech – April 21)
- Had six total bases against ULM (March 12) and at FIU (March 31)
- After sitting for the first time in his career against Georgia on March 5, finished the year batting .351 over the final 44 games
- Registered a season-best 15 putouts against FAU on March 24
- First home run of the season came on March 25 versus FAU
- Followed with homers at FIU (March 31) and versus Rice in the season finale (May 20)
- Season-best three runs scored also came at the Panthers
- Closed the season reaching base in each of his final five contests
- Played in the Cape Cod Summer League for the Yarmouth-Dennis Red Sox with UAB teammate Tanner Graham
- Named to the Conference USA Commissioner's Academic Honor Roll

FRESHMAN SEASON (2016)

- Led the team with a .297 average, 13 doubles and 36 RBI
- One of two players to play and start all 55 games for the Blazers
- Had 57 hits, 23 runs, one triple and two home runs
- Perfect 7-for-7 on stolen base opportunities
- Played across the infield
- Had 15 multi-hit games
- Batted 3-for-4 with 5 RBI, one run, one double, and one walk on Feb. 24 vs. Ohio
- Pieced together an eight-game hitting streak in the month of April
- Closed the season hitting 5-for-11 (.455) with one run, one home run, three RBI and one stolen base in the final series of the year versus Charlotte
- Shined in the Valley League over the summer with the Strasburg Express
- Set-line of .342, 35 runs, five home runs, 30 RBI and 13 doubles while playing at third base
- Each of those stats ranked in the top 10 of the league, with the RBI and doubles each ranking second

CAREER HIGHS

At Bats6 at LA Tech (April 21, 2017)
Runs3 (2x) last at FIU (March 31, 2017)
Hits4 vs. ULM (March 12, 2017)
RBI5 vs. Ohio (Feb. 26, 2016)
Walks2 (6x) last vs. Rice (May 20, 2017)
Stolen Bases2 (2x) last vs. Marshall (April 17, 2017)
Doubles2 (2x) last at LA Tech (April 21, 2017)
Home Runs1 (5x) last vs. Rice (May 20, 2017)
Total Bases6 (3x) last at FIU (March 31, 2017)

GENERAL

STAFF

BLAZERS

OPPONENTS 2017 IN REVIEW HISTORY AND RECORDS GREATER BHAM



HIGH SCHOOL


- Played at nearby Hewitt-Trussville under former UAB player Jeff Mauldin
- Holds the school records for career walks and stolen bases
- As a junior, set the school's single season records for runs (49), walks (38), stolen bases (33), and assists (81)
- Hit .372 as a junior with 33 RBI, 10 doubles, and two home runs
- Team won back-to-back Area 12 Championships and went 31-10 with 28 regular season victories, the latter being a school record
- Named North/East Player of the Year in 2014
- 2014 Class 6A Honorable Mention 5S ASWA All-State
- Three-year starter in baseball and basketball
- Played for Excel Baseball
- National Honor Society Member (3.8 GPA)

PERSONAL

- Born Carter Matthew Pharis on March 23, 1997
- Son of Billy and Holly Pharis
- Has one brother, Will
- Majoring in kinesiology

CARTER PHARIS' CAREER HITTING STATS

Year	AVG.	GP-GS	AB	R	H	2B	3B	HR	RBI	TB	SLG%	BB	HBP	SO	GDP	OB%	SF	SH	SB-ATT	PO	A	E	FLD%
2016	.297	55-55	192	23	57	13	1	2	36	78	.406	25	4	33	0	.386	2	2	7-7	329	59	9	.977
2017	.305	54-54	203	32	62	15	0	3	30	86	.424	19	7	31	4	.381	2	0	8-8	330	44	7	.982
Total	.301	109-109	395	55	119	28	1	5	66	164	.415	44	11	64	4	.383	4	2	15-15	659	103	16	.979





BLAKE JOHNSON



BLAKE JOHNSON

INFIELD

#6

5-10 // 1185 // R/R // RS-Jr.

Phenix City, Ala. // Central

SOPHOMORE SEASON (2017)

- Versatile infielder who saw time at second base, shortstop and third base
- 30 games played while receiving starts in half of those appearances
- Had eight hits, five runs, five RBI and seven walks
- One of two players on the team with multiple hits with the bases loaded along with Luke Eigsti
- Made a single pitching appearance against Rice on May 19, throwing 1.2 innings and registering a strikeout
- Had multi-RBI games against Troy (Feb. 28) and Alabama A&M (March 8)
- Scored twice and walked twice versus Charlotte on April 29

FRESHMAN SEASON (2016)

- Played in 32 games making 22 starts playing predominately second base
- Collected 12 hits and 13 RBI
- Played with Blazers teammate Luke Eigsti for the San Luis Obispo Blues of the California Collegiate League
- Earned All-CCL honors after batting .312 with 26 runs (team-high) and 13 RBI

REDSHIRT SEASON (2015)

- Did not see any action

HIGH SCHOOL

- Played for head coach Roy Dixon at Central High School in Phenix City, Ala.
- Earned the team batting award as a senior
- 2014 Perfect Game Southeast Region Honorable Mention
- As a junior hit .346 with 31 RBI, 16 doubles, and 18 stolen bases
- Played for Team Elite in the summer of 2013 and batted .429 while driving in 12 and stealing 12 bases
- 2013 Perfect Game 18U National Championship All-Tournament Team
- Helped his team advance to the final four as a sophomore
- Earned the team defensive award every year while at Central
- Ranked third among shortstops in the Class of 2014 for the state of Alabama

PERSONAL

- Born Ashley Blake Johnson on September 15, 1995
- Son of Brian and Angella Cameron
- Has one brother, Briggs and one sister, Avery
- Majoring in industrial distribution

BLAKE JOHNSON'S CAREER HITTING STATS

Year	AVG.	GP-GS	AB	R	H	2B	3B	HR	RBI	TB	SLG%	BB	HBP	SO	GDP	OB%	SF	SH	SB-ATT	PO	A	E	FLD%
2016	.174	32-22	69	9	12	1	0	0	13	13	.188	6	4	19	0	.275	1	4	2-4	42	56	4	.961
2017	.163	30-15	49	5	8	0	0	0	5	8	.163	7	0	7	1	.268	0	3	0-0	37	36	3	.961
Total	.169	62-37	118	14	20	1	0	0	18	21	.178	13	4	26	1	.272	1	7	2-4	79	92	7	.961



GENERAL

STAFF

BLAZERS

OPPONENTS 2017 IN REVIEW HISTORY AND RECORDS GREATER BHAM



BRETT BLACKWOOD



BRETT BLACKWOOD

INFIELD

#8

6-1 // 190 // R/R // RS-Jr.

Hartselle, Ala. // Hartselle

SOPHOMORE SEASON (2017)

- Common contributor out of the dugout in pinch-hitting roles
- Led the team with 13 pinch-hit at-bats and five pinch-hits (.385 average in that situation)
- Played in 27 games with 11 starts (all starts coming as a designated hitter)
- Batted .255 with one double, three runs, and eight RBI
- Provided a pair of sacrifice flies, the most on the team for any player that appeared in under 50 games
- Career-best three hits and two runs scored against Old Dominion on May 6
- Received the C-USA Commissioner's Academic Medal
- Named to the Conference USA Commissioner's Academic Honor Roll

REDSHIRT SEASON (2016)

- Appeared in one game, hitting a single in his lone at-bat of the season
- Missed the rest of the season with an injury and redshirted
- Held a 4.0 GPA for the entire year

FRESHMAN SEASON (2015)

- Played in 21 games as a true freshman with 14 starts, mainly as the designated hitter with 11 hits
- Hit .186 with six extra-base hits – four doubles, one triple, one home run – and drove in eight runs
- Drilled a two-run home run in his first collegiate at-bat (Feb. 14 vs. Western Michigan) at Regions Field
- Went on to record four RBI that game with two hits and two runs
- Named to the Conference USA Commissioner's Honor Roll

HIGH SCHOOL

- Played at Hartselle High School for head coach William Booth
- Named all-state and all-area as a senior
- Broke the AHSAA state record for hits in a single season with 103 as a junior (old record was 92)
- Added a .488 average and 18 home runs that season
- Named a high school all-American, super all-state and all-area in 2013, helping lead Hartselle to the state championship where he was named MVP
- Named a semifinalist for all-area shortstop as a sophomore
- Hartselle record holder for at-bats, hits, RBIs, doubles, home runs and batting average
- Played Fall Ball for the Kansas City Royal and New York Mets
- Volunteered by coaching a baseball camp for players aged 10-12 years old
- Member of the National Honor Society

PERSONAL

- Born Brett Jordan Blackwood on June 19, 1995
- Son of John and Tabatha Blackwood
- Has one brother, Collin
- Majoring in accounting

CAREER HIGHS

At Bats.....	5 at Samford (May 2, 2017)
Runs.....	3 vs. Savannah State (Feb. 21, 2015)
Hits.....	3 vs. Savannah State (Feb. 21, 2015)
RBI.....	4 vs. Western Michigan (Feb. 14, 2015)
Walks.....	2 (3x) last at FIU (April 1, 2017)
Stolen Bases.....	N/A
Doubles.....	2 vs. Savannah State (Feb. 21, 2015)
Home Runs.....	1 vs. Western Michigan (Feb. 14, 2015)
Total Bases.....	5 (2x) last vs. Savannah State (Feb. 21, 2015)

BRETT BLACKWOOD'S CAREER HITTING STATS

Year	AVG.	GP-GS	AB	R	H	2B	3B	HR	RBI	TB	SLG%	BB	HBP	SO	GDP	OB%	SF	SH	SB-ATT	PO	A	E	FLD%
2015	.186	21-14	58	6	11	4	1	1	8	20	.339	2	0	13	1	.210	1	0	0-0	7	3	0	1.00
2016	1.00	1-0	1	0	1	0	0	0	0	1	1.00	0	0	0	0	1.00	0	0	0-0	0	0	0	.000
2017	.255	27-11	51	3	13	1	0	0	8	14	.275	1	0	8	4	.259	2	0	0-0	0	0	0	.000
Total	.225	49-25	111	9	25	5	1	1	16	35	.315	3	0	21	5	.239	3	0	0-0	7	3	0	1.00





JIM JEFFRIES



JIM JEFFRIES

CATCHER/1B

#9

6-2 // 230 // L/R // So.

Mokena, Ill. // Providence Catholic

FRESHMAN SEASON (2017)

- Appeared in nine games with three starts (all at catcher)
- Two of his three starts came across the last two weekends against eventual NCAA Tournament participants Southern Miss and Rice
- His first career start came against Valparaiso on Feb. 26
- Tallied two hits, one RBI and one walk on the year
- First hit came against Creighton on Feb. 19 after coming into the game off the bench
- First career RBI came in his final game against Rice on May 20
- Played for the So Cal Catch in the California Summer League with UAB teammate Zack Davis
- Named to the Conference USA Commissioner's Academic Honor Roll

CAREER HIGHS

At Bats.....	4 vs. Rice (May 20, 2017)
Runs.....	N/A
Hits.....	1 (2x) last at Middle Tennessee (April 14, 2017)
RBI.....	1 vs Rice (May 20, 2017)
Walks.....	1 vs. Alabama A&M (March 8, 2017)
Stolen Bases.....	N/A
Doubles.....	N/A
Home Runs.....	N/A
Total Bases.....	1 (2x) last at Middle Tennessee (April 14, 2017)

HIGH SCHOOL

- Played at Providence Catholic for head coach Mark Smith
- Won three consecutive Class 4A State Championships, the first program to do so in over 75 years
- One of four players (along with three other seniors in the Class of 2016) in Illinois state history to win three consecutive titles
- The Celtics went 92-34 over the last three seasons while Jeffries played in 105 of those games
- 10th-highest rated prospect from the state of Illinois at the catcher position in the class of 2016
- 2016 Rawlings-Perfect Game Preseason Central All-Region Honorable Mention
- Named to the McStrong Senior All-Star Game
- Played basketball and football as well

PERSONAL

- Born Jim Jeffries on April 16, 1998
- Son of Jennifer and Bob Jeffries
- Has two brothers: Tom and Bob, and two sisters: Megan and Bridget
- Father pitched at Saint Francis and Uncle Bob Jeffries pitched at Northern Illinois
- Majoring in industrial distribution

JIM JEFFRIES' CAREER HITTING STATS

Year	AVG.	GP-GS	AB	R	H	2B	3B	HR	RBI	TB	SLG%	BB	HBP	SO	GDP	OB%	SF	SH	SB-ATT	PO	A	E	FLD%
2017	.200	9-3	10	0	2	0	0	0	1	2	.200	1	0	5	0	.273	0	0	0-0	20	3	1	.967
Total	.200	9-3	10	0	2	0	0	0	1	2	.200	1	0	5	0	.273	0	0	0-0	20	3	1	.967



GENERAL

STAFF

BLAZERS

OPPONENTS 2017 IN REVIEW HISTORY AND RECORDS GREATER BHAM



LUKE EIGSTI

OUTFIELD/RHP

#12

6-2 // 190 // R/R // Jr.

Scottsdale, Ariz. // Saguaro

SOPHOMORE SEASON (2017)

- Versatile piece for the Blazers who made 28 appearances in the field and seven on the mound
- Started 15 games in the outfield
- Batted .192 with five runs, three doubles, eight RBI and four walks, all career-best
- One of two players on the team with multiple hits with the bases loaded along with Blake Johnson
- Threw six innings while striking out four batters as he was pressed into action as a pitcher due to team injuries
- Best game of his career game on April 21 in a 14-9 win over Louisiana Tech
- Batted 3-for-5 with three RBI as the Blazers earned head coach Brian Shoop's 1,000th career victory
- Had his first hit of the season on Feb. 28 versus Troy, a game in which he also made a spectacular diving catch
- Scored the first run of the game in an eventual 3-2 win at Georgia on March 3
- Three total bases on May 6 versus Old Dominion (double and single)
- Pulled double duty in his final game of the season, scoring a run and collecting an RBI on May 19 versus Rice while striking out one batter in 1.2 innings of work as a pitcher, throwing a career-high 41 pitches
- Played for the Dodge City Athletics in the Jayhawk Summer League
- Named to the Conference USA Commissioner's Academic Honor Roll

FRESHMAN SEASON (2016)

- Played in 15 games total with four starts in the field and four appearances on the mound
- Collected three hits, scored twice, and drew two walks
- Struckout five batters across four innings pitched
- Played for the San Luis Obispo Blues of the California Collegiate League with Blazer teammate Blake Johnson over the summer
- Played in a team-high 43 games for the Blues and batted .259 with 38 hits, 24 runs, seven doubles, two triples, one home run, 19 RBI and three stolen bases

HIGH SCHOOL

- Played for the Diamondbacks Elite Scout Team
- 2015 Perfect Game Preseason Honorable Mention All-American
- Ranked the ninth-best prospect overall and third-best outfield prospect in the state of Arizona by Perfect Game for the Class of 2015
- Batted .400 his senior year with two home runs and was named to the All-District Team
- Batted .388 his junior season with four home runs while posting a 2.37 ERA on the mound with 48 strikeouts
- Graded in the 99.72 percentile in the nation for the 2015 class for outfield velocity (95 mph)

PERSONAL

- Born Luke James Eigsti on August 17, 1996
- Son of Howard and Jayme Eigsti
- One of seven siblings: Jake, Ryan, Kristen, Jerrod, Marie and Ellie
- Ryan and Jake each played profession baseball
- Ryan was a 15th Round pick out of Bradley by the Kansas City Royals while Jake was selected in the 29th round by the New York Mets after playing at Indiana State
- Ryan was hired as the Royals bullpen coach for the 2017 season
- Jerrod played for Bradley
- Majoring in marketing

LUKE EIGSTI'S CAREER HITTING STATS

Year	AVG.	GP-GS	AB	R	H	2B	3B	HR	RBI	TB	SLG%	BB	HBP	SO	GDP	OB%	SF	SH	SB-ATT	PO	A	E	FLD%
2016	.158	15-4	19	2	3	0	0	0	0	3	.158	2	0	6	0	.238	0	1	0-0	15	0	1	.938
2017	.192	28-15	52	5	10	3	0	0	8	13	.250	4	2	14	1	.276	0	0	0-0	26	3	1	.967
Total	.183	43-19	71	7	13	3	0	0	8	16	.225	6	2	20	1	.266	0	1	0-0	41	3	2	.957

LUKE EIGSTI'S CAREER PITCHING STATISTICS

Year	ERA	W-L	APP	GS	CG	SHO	SV	IP	H	R	ER	BB	SO	2B	3B	HR	BAVG.	WP	HBP	BK	SFA	SHA
2016	11.25	0-0	4	0	0	0/0	0	4.0	5	5	5	6	5	1	1	0	.294	1	1	0	0	0
2017	13.50	0-0	7	0	0	0/0	0	6.0	9	9	9	7	4	3	0	2	.346	2	1	0	0	0
Total	12.60	0-0	11	0	0	0/0	0	10.0	14	14	14	13	9	4	1	259	.326	4	2	0	0	1





RYAN RUGGLES



RYAN RUGGLES

LHP

#15

6-4 // 205 // L/L // Sr.

Sheffield, Ala. // Sheffield

JUNIOR SEASON (2017)

- Appeared in 15 games making 10 starts
- Totaled 49.2 innings pitched, the fifth most on the team
- Struck out a career high seven batters while throwing a season-high five innings at WKU in an 8-4 win (Match 18)
- Finished second on the team in strikeouts fanning 49 batters
- Started the Blazers 8-2 victory over No. 14 Auburn
- Ranked second on the team in starts
- Played for the Front Royal Cardinals in the Valley Baseball Summer League with UAB teammates Thomas Johns
- Tabbed an All-Star for the Cardinals

CAREER HIGHS

Innings Pitched	8.1 vs. WKU (April 2, 2016)
Runs Allowed	7 vs. Rice (May 19, 2017)
ER	6 (2x) last vs. Rice (May 19, 2017)
Strikeouts	7 at WKU (March 18, 2017)
Walks	7 at Florida Atlantic (March 25, 2016)
Hits Allowed	8 vs. Rice (May 19, 2017)

SOPHOMORE SEASON (2016)

- Made the transition to being a full-time starter
- Started 15 games and made 17 appearances total
- Second on the team in innings pitched (71)
- 4.18 ERA and 44 strikeouts
- Allowed only a single home run and no triples, limiting opposing batters to just nine extra base hits on the year
- Threw a one-hitter in his first start of the year, a win over Arkansas State in which he lasted six innings and struck out a career-high six batters on Feb. 20
- Added two more five-strikeout performances against Kennesaw State (March 4) and Middle Tennessee State (April 23)
- Earned a victory against Western Kentucky after throwing 8.1 innings and 121 pitches, both career-highs, while allowing only one hit

FRESHMAN SEASON (2015)

- One of UAB's top relievers as a freshman
- Named to the C-USA All-Freshman Team
- Appeared in 21 games and started in six games
- Went 4-2 with a 4.11 ERA and one save
- Allowed just 21 earned runs in 46 innings pitched with a 35-13 strikeout-to-walk ratio
- Carried the team's lowest ERA (1.48) at one point during the year
- Allowed just one run and four hits in his first collegiate start at Troy (March 10)
- That game marked three-straight appearances that were starts, surrendering only four combined runs during that span
- Struck out five hitters in back-to-back games vs. Auburn (March 17) and Marshall (March 21), and also vs. Florida Atlantic (May 3)

HIGH SCHOOL

- Played for head coach Chuck Smith at Sheffield High School
- As a senior, tossed a state record 28 consecutive scoreless innings
- Totaled a 1.04 ERA with a 10-2 record
- Struck out 147 batters in 74 innings pitched as a senior and tallied 371 career strikeouts, both top 20 state records
- Named to the All-Tennessee Valley Team
- Named All-State, All-Area and Times Daily Pitcher of the Year 1A-3A
- As a junior, went 7-4 with a 3.35 ERA while striking out 90 batters over 60.2 innings
- Career record was 29-14
- Played on the varsity team since the eighth grade

PERSONAL

- Born Ryan Thompson Ruggles on June 8, 1995
- Son of David and Polly Ruggles
- Has one sister, Ashleigh
- Majoring in industrial distribution

RYAN RUGGLES' CAREER PITCHING STATISTICS

Year	ERA	W-L	APP	GS	CG	SHO	SV	IP	H	R	ER	BB	SO	2B	3B	HR	BAVG.	WP	HBP	BK	SFA	SHA
2015	4.11	4-2	21	6	0	0/1	1	46.0	54	24	21	13	35	8	4	2	.290	1	5	1	0	0
2016	4.18	6-4	17	15	0	0/3	0	71.0	59	39	33	36	44	8	0	1	.226	5	13	0	2	4
2017	6.70	2-4	15	10	0	0/0	0	49.2	65	39	37	21	49	14	1	7	.322	2	13	0	2	5
Total	4.91	12-10	53	31	0	0/4	1	166.2	178	102	91	70	128	30	5	10	.274	8	31	1	4	9





TANNER GRAHAM

RHP**#16****6-4 // 210 // R/R // Jr.****Killen, Ala. // Brooks****SOPHOMORE SEASON (2017)**

- Battled through injury to pitch 11 games with seven starts
- Finished with a 5.87 ERA and 1-3 record
- Totaled 23 innings and 16 strikeouts
- Nine strikeouts in win versus Creighton on Feb. 19 were the most K's by a Blazer on the year
- 0.66 ERA through his first four appearances with one run allowed over 13.2 innings pitched
- Ended his year securing two outs and no runs allowed on May 20 against Rice
- Played in the Cape Cod Summer league for the Yarmouth-Dennis Red Sox with UAB teammate Carter Pharis
- Named to the Conference USA Commissioner's Academic Honor Roll

FRESHMAN SEASON (2016)

- Made 17 appearances on the mound, starting 13 contests
- Posted a 3-6 record with a 4.79 ERA while pitching a team-high 71.1 innings
- Made the second-most starts on the team
- Picked up 34 strikeouts

HIGH SCHOOL

- Played four seasons at Brooks High School under coach Todd Nelms
- 2015 Perfect Game Preseason Honorable Mention All-American
- Compiled a 27-7 record with over 200 strikeouts, one combined perfect game and a complete-game no-hitter over his first four seasons on the varsity team
- Member of three 4A State Championship runner-up teams
- Named to 2014 Alabama All-State team after hitting .401 as a junior with 44 RBI and an 8-2 record with a sparkling 1.13 ERA on the mound
- Was a starter since the eighth-grade
- Rated the fourth-best right-handed pitching prospect in the state of Alabama during the class of 2015 and the 10th-best prospect overall
- Played for the North Alabama Vipers 17U team
- National Honor Society Member (3.8 GPA)

PERSONAL

- Born Tanner Keith Graham on May 30, 1997
- Son of Keith and Tony Graham
- Has one sister, Darby
- Majoring in kinesiology

CAREER HIGHS

Innings Pitched	6.0 (4x) last vs. Creighton (Feb. 19, 2017)
Runs Allowed	7 vs. Arkansas State (Feb. 19, 2016)
ER	6 (vs. Arkansas State (Feb. 19, 2016)
Strikeouts	9 vs. Creighton (Feb. 19, 2017)
Walks	5 (2x) last at Old Dominion (April 29, 2016)
Hits Allowed	9 vs. Rice (April 8, 2016)

TANNER GRAHAM'S CAREER PITCHING STATISTICS

Year	ERA	W-L	APP	GS	CG	SHO	SV	IP	H	R	ER	BB	SO	2B	3B	HR	BAVG.	WP	HBP	BK	SFA	SHA
2016	4.79	3-6	17	13	0	0/0	0	71.1	69	43	38	31	34	11	1	8	.257	5	9	0	2	8
2017	5.87	1-3	11	7	0	0/0	0	23.0	26	17	15	14	16	6	0	3	.295	6	5	0	0	3
Total	5.06	4-9	28	20	0	0/0	0	94.1	95	60	53	45	50	17	1	11	.266	11	14	0	2	11





CARSON JONES



CARSON JONES

RHP

#18

6-1 // 210 // R/R // Sr.

Moulton, Ala. // Calhoun CC

JUNIOR SEASON (2017)

- Pitched in 20 games, a team-high
- Had five starts on the mound while finishing a team-best 10 games
- Each of his last five appearances were starts
- Paced the team with five saves
- 3-5 record coupled with a 5.68 ERA over 52.1 innings
- Tallied 38 strikeouts, tied for the team-best for pitchers who made pitched primarily out of the bullpen
- Had three games of four strikeouts (season-high)
- Dominated in his first appearance for the Blazers throwing three innings of one-hit ball on Feb. 18 against Creighton to earn his first career save
- Earned a win in his next effort, hurling 4.2 frames in relief versus Valparaiso on Feb. 25
- Followed with a victory at Georgia after pitching the final 1.1 innings of a 3-2 victory against the Bulldogs
- Allowed one run through his first 12.1 innings of the year
- Combined with Thomas Lowery on March 5 at Georgia for a two-hitter over eight innings
- Tossed a season-high 5.2 innings against Old Dominion on May 6 to earn a win
- Sported a 3.07 ERA through his first three starts
- Named to the Conference USA Commissioner's Academic Honor Roll

CAREER HIGHS

Innings Pitched	5.2 vs. Old Dominion (May 6, 2017)
Runs Allowed	6 (2x) last vs. Rice (May 19, 2017)
ER	6 (2x) last vs. Rice (May 19, 2017)
Strikeouts	4 (3x) last vs. Old Dominion (May 6, 2017)
Walks	3 vs. Rice (May 19, 2017)
Hits Allowed	9 at Southern Miss (May 13, 2017)

CALHOUN COMMUNITY COLLEGE

- Played for two seasons at Calhoun Community College under coach Mike Burns
- Named the Alabama Community College Conference (ACCC) 2016 Pitcher of the Year
- 2016 ACCC Southeastern All-District Team and JUCO All-American
- 12-1 record over 16 appearances
- The 12 wins and 92.2 innings pitched were each the second-most in the nation at the JUCO level
- Registered a 1.75 ERA with 78 strikeouts
- Served as a team captain last season and was named MVP of the team
- Pitched in 54.1 innings his first season at CCC with a 2.82 ERA while striking out 35 in nine appearances
- Added three complete games and one shutout his first year
- Threw a no-hitter versus Southwest Tennessee in a 3-0 victory with seven strikeouts and just two walks

FAULKNER UNIVERSITY

- Spent the 2014 campaign at NAIA Faulkner University

HIGH SCHOOL

- Played for Lawrence County High School
- Was a catcher before splitting time between catching and pitching as a senior
- Named Team MVP
- 2012 and 2013 First Team All-Area and First Team All-County
- Also lettered in basketball for the Red Devils

PERSONAL

- Born Carson Price Jones on April 28, 1995
- Son of Scott and Tina Jones
- Has one sister, Madison
- Mom played volleyball at Northwest Shoals Community College
- Received undergraduate degree in psychology
- Pursuing master's degree in the collaborative teacher special education program

CARSON JONES' CAREER PITCHING STATISTICS

Year	ERA	W-L	APP	GS	CG	SHO	SV	IP	H	R	ER	BB	SO	2B	3B	HR	BAVG.	WP	HBP	BK	SFA	SHA
2017	5.68	3-5	20	5	0	0/0	5	52.1	54	36	33	20	38	11	1	2	.267	8	12	1	3	2
Total	5.68	3-5	20	5	0	0/0	5	52.1	54	36	33	20	38	11	1	2	.267	8	12	1	3	2





PRICE VISINTAINER

INFIELD**#19****5-10 // 170 // R/R // Sr.****Vestavia Hills, Ala. // Shelton State CC****JUNIOR SEASON (2017)**

- Made an immediate impact appearing in 53 games with 45 starts primarily at third base
- Hit .288 for the third highest percentage on the team
- Notched a career-high three hits on two separate occasions
- Hit first career triple on opening day against Creighton (Feb. 17)
- Drove in two runs in UAB's 8-2 win over No. 14 Auburn (May 9)
- Lone sac-fly of the season came in the Blazers 2-1 victory at Georgia (March 3)
- Recorded a .372 on-base percentage drawing 17 walks and five hit-by-pitches
- Led the team with a .348 average in Conference USA play
- Had a team-low 24 strikeouts among the Blazers routine starters
- Tied for a team-best 10-game C-USA hitting streak and had the second-longest on-base streak in conference play (15)
- Played for San Luis Obispo in the California Summer League
- Tabbed an All-Star for the Obispo

SHELTON STATE COMMUNITY COLLEGE

- Played in 51 games last season for Shelton State as the team went 34-19
- Hit .358, three home runs, 25 RBI and had 15 stolen bases
- Scored 52 runs, the fifth-highest mark in NJCAA last year
- Had a knack for getting on base, as he ranks seventh in walks (32), third in hit by pitch (15), and third in on-base percentage (.502) in the country
- Also led the nation in sacrifice hits with 11
- As a freshman, hit .272 with 25 runs, 14 RBI and eight stolen bases
- Won conference titles each of the last two seasons

HIGH SCHOOL

- Played at Vestavia Hills under Dal Davis and Tommy Walken
- Named Metro Player of the Year junior season
- Played for the Excel Blue Sox over the summer
- 2013 Perfect Game Preseason Underclass Honorable Mention All-American
- 25th-best prospect in Alabama in the Class of 2014 and third-highest rated second basemen

PERSONAL

- Born Price Alexander Visintainer on April 17, 1995
- Son of Tina and Pat Visintainer
- Has one older brother, Patrick
- Father played baseball at Auburn
- Majoring in public relations with a minor in business administration

CAREER HIGHS

At Bats.....	6 at LA Tech (April 21, 2017)
Runs.....	2 (7x) last vs. Rice (May 19, 2017)
Hits.....	3 (2x) last vs. Rice (May 19, 2017)
RBI.....	2 (4x) last vs. Rice (May 19, 2017)
Walks.....	2 (3x) last at Middle Tennessee (April 15, 2017)
Stolen Bases.....	1 at Samford (May 2, 2017)
Doubles.....	1 (7x) last at Southern Miss (May 12, 2017)
Home Runs.....	N/A
Total Bases.....	3 (8x) last vs. Rice (May 19, 2017)

PRICE VISINTAINER'S CAREER HITTING STATS

Year	AVG.	GP-GS	AB	R	H	2B	3B	HR	RBI	TB	SLG%	BB	HBP	SO	GDP	OB%	SF	SH	SB-ATT	PO	A	E	FLD%
2017	.288	53-45	156	28	45	7	3	0	17	58	.372	17	5	24	3	.372	2	3	1-3	49	91	10	.933
Total	.288	53-45	156	28	45	7	3	0	17	58	.372	17	5	24	3	.372	2	3	1-3	49	91	10	.933





MATTHEW CALVERT



MATTHEW CALVERT

LHP

#21

6-1 // 230 // R/L // Jr.

Springville, Ala. // Clay-Chalkville

SOPHOMORE SEASON (2017)

- Proposed to his fiancée, Amanda Love, on the field before the final game of the opening weekend versus Creighton on Feb. 19
- Came out of the bullpen for the final two outs of the game, needing just seven pitches to secure the season-opening sweep
- Registered career-highs across the board with 15 appearances, 21.2 innings pitched and 22 strikeouts
- Received his first career start on April 11 at Alabama
- Tossed a career-high 4.2 innings while giving up just a single run and setting a new career-high with four strikeouts
- Tied the four strikeout mark a week later against Troy on April 18, throwing two innings of one-hit ball
- Named to the Conference USA Commissioner's Academic Honor Roll

FRESHMAN SEASON (2016)

- Made seven appearances out of the bullpen as a rookie for the Blazers
- Registered a 4.15 ERA over 8.2 innings and struck out three batters
- .214 opposing batting average was the third-lowest mark on the team

HIGH SCHOOL

- Played four seasons for coach Bubba Roberts at Clay-Chalkville HS
- 2015 Perfect Game Preseason Honorable Mention All-American
- Named to the 2014 Jefferson County Baseball All-Tournament team
- Member of the 2014 Alabama North-South All-Star team
- 2014 Perfect Game Underclass HS Honorable Mention All American
- Rated the number two left-handed pitcher and 11th best player overall in the state of Alabama by Perfect Game for the class of 2015
- Tallied a 12-4 record, 1.88 ERA, and struck out 108 batters over 115 innings as a varsity player
- Threw two no-hitters in high school
- Played with fellow Blazer Thomas Johns

PERSONAL

- Born Matthew Wilson Calvert on September 19, 1996
- Son of Dennis and Tammy Calvert
- Youngest of his siblings with three older sisters: Ashley Davis, Meagan Calvert and Lauren Simpson
- Has a son named Easton who was born on April 4, 2014
- Double majoring in management and marketing

MATTHEW CALVERT'S CAREER PITCHING STATISTICS

Year	ERA	W-L	APP	GS	CG	SHO	SV	IP	H	R	ER	BB	SO	2B	3B	HR	BAVG.	WP	HBP	BK	SFA	SHA
2016	4.15	0-1	7	0	0	0/2	0	8.2	6	4	4	5	3	1	0	0	.214	3	3	0	2	0
2017	7.06	0-1	15	1	0	0/0	0	21.2	23	18	17	10	22	7	0	3	.277	0	5	0	0	1
Total	6.23	0-2	22	1	0	0/2	0	30.1	29	22	21	15	25	8	0	3	.261	3	8	0	2	1



GENERAL

STAFF

BLAZERS

OPPONENTS 2017 IN REVIEW HISTORY AND RECORDS GREATER BHAM



ZACK DAVIS

OUTFIELD

#22

6-3 // 210 // L/R // So.

Kearney, Mo. // Kearney

FRESHMAN SEASON (2017)

- Finished his first season with 30 games played and 15 starts
- Batted .182 on the season with a pair of home runs, nine runs, three doubles, eight RBI and seven walks
- One of only six UAB batters to tally multiple home runs and one of only two freshmen with multiple home runs
- Added three stolen bases on four attempts
- One of only two Blazers (along with Brett Blackwood) to register double-digit pinch-hitting opportunities
- Hit 4-for-12 (.333) when tasked to pinch-hit
- Collected hits in each of his first two appearances (pinch-hitting versus Creighton Feb. 18 and Feb. 19) along with his first two RBI in his second career at-bat
- Earned his first career start on Feb. 25 in left field
- First home run proved to be the game-winner versus Charlotte on April 28
- The Blazers were down 2-1 in the bottom of the seventh-inning when Davis pinch-hit, hitting the second pitch he saw over the right field wall
- Closed the season with hits in each of his final four games
- Hit .333 over the last four games with five runs, three RBI, one double, one home run and three walks
- Career-best three runs scored on May 19 versus Rice to go along with a pair of RBI
- Played for the So Cal Catch in the California Summer League with UAB teammate Jim Jeffries
- Named to the Conference USA Commissioner's Academic Honor Roll

REDSHIRT SEASON (2016)

- Did not see any game action
- Played for the So Cal Catch of the California League over the summer

HIGH SCHOOL

- Was a standout athlete in baseball and football at Kearney Senior HS
- 2014 Preseason Under Armour All-American
- 2014 Perfect Game All-Tournament Team
- Hit .410 with four home runs and 35 RBI and was 5-0 with a 1.61 ERA as a junior
- Named to 2013-14 All-Conference baseball team
- Named to All-District Football team as wide receiver in 2012, 2013
- Coveted as a football recruit and held an offer from the Air Force Academy to play football
- Selected to the Kansas City Royals Elite Prospect Team
- Featured great athletic ability (4.5-forty yard dash, 6.8-60 yard dash) and a strong arm (88 mph) as a high schooler

PERSONAL

- Full name is Zack Christian Davis
- Born January 29, 1997
- Son of Mark and Christine Davis
- Has three brothers: Luke, Cole and Jess
- Hails from an athletic family as his father went to Nebraska on a football scholarship, played baseball for the Huskers from 1982-85, and then played professionally from 1985-88 with the Minnesota Twins and St. Louis Cardinals' organizations
- Cole is a quarterback for North Dakota State and a member of three FCS national champion Bison teams and Jess is an outfielder for the Blazers
- Majoring in international studies and political science

ZACK DAVIS' CAREER HITTING STATS

Year	AVG.	GP-GS	AB	R	H	2B	3B	HR	RBI	TB	SLG%	BB	HBP	SO	GDP	OB%	SF	SH	SB-ATT	PO	A	E	FLD%
2017	.182	30-15	66	9	12	3	0	2	8	21	.318	7	2	17	0	.280	0	0	3-4	30	0	0	1.00
Total	.182	30-15	66	9	12	3	0	2	8	21	.318	7	2	17	0	.280	0	0	3-4	30	0	0	1.00





STEPHEN DOBBS



STEPHEN DOBBS

CATCHER/3B

#26

5-10 // 190 // R/R // Sr.

Hoover, Ala. // Wallace-Hanceville CC

JUNIOR SEASON (2017)

- Primary backstop for the Blazers in his first season with the team
- Played in 46 games with 40 starts with 34 of those starts coming at catcher
- Hit .235 with 14 runs scored, four doubles, two triples, 19 RBI and 14 walks
- Stole three bases while leading the team with eight caught stolen bases
- Unfazed in two-out at-bats, as he was the only UAB player to hit above .400 with two outs in Conference USA play (.478)
- Recorded a season-best three hits twice
- Scored two runs and knocked in two runs on three occasions
- Double-digit putouts behind the plate in three games
- Superb in the conference opening series at WKU with three hits, three runs, one triple, two walks and one hit by pitch in a pair of starts
- Was the man behind the plate for Thomas' Lowery one-hitter on March 19 at WKU, the ninth one-hitter in C-USA history
- Had a hit and RBI in each of his first two games as a Blazer
- Closed his year with a 1-for-4 day at the plate with one RBI versus Rice on May 18
- Played for the Lima Locos of the Great Lakes Summer League with UAB teammates Isaiah Gonzales-Montoya, Jared Nixon and Tyler Tolbert

CAREER HIGHS

At Bats.....	5 (3x) last at LA Tech (April 21, 2017)
Runs.....	2 (3x) last at LA Tech (April 21, 2017)
Hits.....	3 (2x) last at FIU (March 31, 2017)
RBI.....	2 (3x) last at FIU (March 31, 2017)
Walks.....	2 at WKU (March 19, 2017)
Stolen Bases.....	1 (3x) last at FIU (March 31, 2017)
Doubles.....	1 (4x) last at Middle Tennessee (April 13, 2017)
Home Runs.....	N/A
Total Bases.....	5 at WKU (March 18, 2017)

WALLACE-HANCEVILLE CC

- Spent two seasons at Wallace-Hanceville CC before coming to UAB
- Played both catcher and third base for the Lions and head coach Randy Putnam
- Named to the Alabama Community College Conference (ACCC)/Region 22 All-Tournament Team
- Hit .365 with three home runs, 41 RBI and 15 doubles
- Tallied seven hits and seven RBI against Lawson State including a home run
- Teammates with fellow Blazer Cole Collins

HIGH SCHOOL

- Played at nearby Hoover High School under head coach Rick Davis

PERSONAL

- Stephen Delano Dobbs
- Born May 15, 1996
- Son of LaTanya and Steve Dobbs
- Cousin is former Tennessee quarterback Joshua Dobbs, who ranks third all-time in Volunteers history for total offense (9,360 yards) and is currently with the Pittsburgh Steelers
- Also cousin of fellow UAB baseball player Tyler Tolbert
- Majoring in marketing

STEPHEN DOBBS' CAREER HITTING STATS

Year	AVG.	GP-GS	AB	R	H	2B	3B	HR	RBI	TB	SLG%	BB	HBP	SO	GDP	OB%	SF	SH	SB-ATT	PO	A	E	FLD%
2017	.235	46-40	136	14	32	4	2	0	19	40	.294	14	4	25	6	.325	0	0	3-5	225	24	3	.988
Total	.235	46-40	136	14	32	4	2	0	19	40	.294	14	4	25	6	.325	0	0	3-5	225	24	3	.988



GENERAL

STAFF

BLAZERS

OPPONENTS 2017 IN REVIEW HISTORY AND RECORDS GREATER BHAM



THOMAS JOHNS

INFIELD**#27****6-0 // 260 // L/R // So.****Pinson, Ala. // Clay-Chalkville****FRESHMAN SEASON (2017)**

- Played in 40 games with 33 starts, the latter the most among any UAB freshman

- Batted .241 with 15 runs, seven doubles, two home runs, eight RBI, 12 walks and one stolen base

- One of only two Blazer freshmen with multiple home runs

- Superb in limited opportunities in leadoff situations, batting 15-for-31 (.484)

- Started the first seven games of the year, all as the designated hitter

- Had a hit in each of his first four games

- Hit well at Louisiana Tech, going 6-for-9 at the plate with one run, one RBI, one walk and two doubles

- Belted his first home run versus Charlotte on April 28 and followed with another homer on May 2 at Samford

- Game against the Bulldogs was his best to date as he was 2-for-4 with three runs, one home run, one RBI and one walk while starting at first base

- Played for the Front Royal Cardinals in the Valley Baseball League with UAB teammate Ryan Ruggles

- Received the C-USA Commissioner's Academic Medal

- Named to the Conference USA Commissioner's Academic Honor Roll

CAREER HIGHS

At Bats.....	4 (11x) last vs. Auburn (May 9, 2017)
Runs.....	3 at Samford (May 2, 2017)
Hits.....	3 at LA Tech (April 22, 2017)
RBI.....	1 (8x) last vs. Old Dominion (May 6, 2017)
Walks.....	1 (12x) last vs. Rice (May 18, 2017)
Stolen Bases.....	1 vs. Creighton (Feb. 17, 2017)
Doubles.....	1 (7x) last at Samford (May 2, 2017)
Home Runs.....	1 (2x) last at Samford (May 2, 2017)
Total Bases.....	6 at Samford (May 2, 2017)

HIGH SCHOOL

- Played at nearby Clay-Chalkville with UAB teammate Matthew Calvert under coach Bubba Roberts

- Started all four years while also playing for the East Cobb Astros and GCBBD Elite under coach Travis Coleman

- Played at four positions (C, P, 1B, 3B)

- As a senior, batted .571 with eight home runs and 33 RBI in 38 games

- 2016 Birmingham/Central Alabama All-Region Honorable Mention

- Limited to nine games as a junior due to a broken hamate hook in his right hand

- Selected to play in the 2015 Alabama North-South All-Star Team

- 2015 Perfect Game Underclass Second Team All-American

- Earned 2014 CCHS Hitter of the Year after hitting .417 with three home runs and 29 RBI as a sophomore

- Top-ranked First Baseman prospect in the State of Alabama eighth-ranked prospect overall

PERSONAL

- Born Thomas Johns on November 2, 1997

- Son of Tracy and Tim Johns

- Has one sister, Sam

- Majoring in kinesiology fitness leadership

THOMAS JOHNS' CAREER HITTING STATS

Year	AVG.	GP-GS	AB	R	H	2B	3B	HR	RBI	TB	SLG%	BB	HBP	SO	GDP	OB%	SF	SH	SB-ATT	PO	A	E	FLD%
2017	.241	40-33	108	15	26	7	0	2	8	39	.361	12	3	38	0	.333	0	0	1-1	136	9	2	.986
Total	.241	40-33	108	15	26	7	0	2	8	39	.361	12	3	38	0	.333	0	0	1-1	136	9	2	.986





SYLVESTER TOE



SYLVESTER TOE

RHP

#28

6-3 // 230 // R/R // So.

Douglasville, Ga. // Landmark Christian

FRESHMAN SEASON (2017)

- Made eight appearances all out of the bullpen
- Threw 10.0 innings and struck out six batters
- Notched a hit in his lone plate appearance of the season
- One of two Blazers to pitch on the year and not give up a home run

HIGH SCHOOL

- Played at Landmark Christian High School in Douglasville, Ga. for head coach Jason Godbee
- Three-time All-Region honoree and team MVP his junior and senior seasons
- Hit .520 as a senior and scored 21 runs, hit three home runs, and drove in 21
- Stole 10 bases as a senior... 2-0 on the mound across eight games and 27 innings
- Struck out 47 batters, good for a 15.67 K/9
- Named to the 2015 17U Perfect Game Eveshield Classic All-Tournament Team and 2015 Perfect Game WWBA 18U 2015 Grads All-Tournament Team
- Rawlings Perfect Game Preseason All-American as a pitcher going into senior year
- Strong junior season in which he hit .485 for the War Eagles while throwing 40.1 innings on the mound with a 2.68 ERA and 50 strikeouts
- Had a 17-strikeout performance on March 18, 2016
- Four-year letterwinner
- Member of the East Cobb Pirates and hit .421 in 38 games with 13 extra-base hits while throwing in 10 games with a 1.15 ERA
- Rated 10th among right-handed pitchers in the Class of 2016 for the state of Georgia
- Four-time National Society of High School Scholars member and spent time volunteering throughout high school
- Spent a lot of time away from the diamond volunteering and being active in church
- Also played football for two years

PERSONAL

- Born Sylvester Krahnwin Toe, Jr. on September 18, 1997
- Son of Ernestine and Sylvester Toe
- Has one sister, Cassandra

SYLVESTER TOE'S CAREER PITCHING STATISTICS

Year	ERA	W-L	APP	GS	CG	SHO	SV	IP	H	R	ER	BB	SO	2B	3B	HR	BAVG.	WP	HBP	BK	SFA	SHA
2017	6.30	0-0	8	0	0	0/0	0	10.0	14	7	7	12	6	4	1	0	.350	4	0	0	1	0
Total	6.30	0-0	8	0	0	0/0	0	10.0	14	7	7	12	6	4	1	0	.350	4	0	0	1	0



GENERAL

STAFF

BLAZERS

OPPONENTS 2017 IN REVIEW HISTORY AND RECORDS GREATER BHAM



ISAIAH GONZALES-MONTOYA



ISAIAH GONZALES-MONTOYA

RHP**#28****6-0 // 170 // R/R // Sr.****Denver, Colo. // Butler CC****JUNIOR SEASON (2017)**

- Tied for the third-most appearances on the team with 18 games, finishing with a 2-2 record
- Made his only start against Alabama A&M on March 8 where he conceded just one-hit while throwing a season-best five innings and being credited with his first win
- 4.32 ERA over 33.1 innings with 23 strikeouts
- Held a 0.69 ERA through his first five appearances, allowing just a single run over 13 innings
- Had season-high three strikeouts in back-to-back games against Louisiana-Monroe and Alabama
- First career save came on May 3 vs. Alabama State after not allowing a hit or walk to register the final four outs
- Other victory came with a strong showing versus then No. 15 Auburn as he tossed 3.1 innings of one-run ball
- Played for the Lima Locos as part of the Great Lakes Summer League with UAB teammates Stephen Dobbs, Jared Nixon and Tyler Tolbert

CAREER HIGHS

Innings Pitched	5.0 vs. Alabama A&M (March 8, 2017)
Runs Allowed	4 at Middle Tennessee (April 15, 2017)
ER	4 at Middle Tennessee (April 15, 2017)
Strikeouts	3 (2x) last vs. Alabama (March 21, 2017)
Walks	3 at Southern Miss (May 13, 2017)
Hits Allowed	6 vs. ULM (March 12, 2017)

BUTLER COMMUNITY COLLEGE

- Played for B.J. McVay at Butler Community College in El Dorado, Kan.
- Went 3-2 as a sophomore for the Grizzlies while striking out 71 batters (team-high) over 62.2 innings
- Appeared in 10 games in 2015, registering 28.1 innings and 20 strikeouts
- Also played for the Lima Locos in the summer of 2015 and went 6-1 with a 3.61 ERA
- Earned Second Team All-Conference honors
- Played with Blazer senior pitcher Ryan Ruggles while with the Locos

HIGH SCHOOL

- Played at Columbine High School under Donny Ortiz in Aurora, Colo.
- Lettered two years and posted a 7-1 pitching record while hitting .485
- Versatile player who played at every position except catcher
- Earned Second Team All-Conference honors and led his team in strikeouts as a senior
- Played for the MHCBL under Kent Gregory during the summer
- Also played basketball

PERSONAL

- Born Isaiah Gonzales-Montoya on October 30, 1995
- Son of Cassandra and Mike Montoya
- Has two brothers: Diamon and Davion
- Majoring in communications


ISAIAH GONZALES-MONTOYA'S CAREER PITCHING STATISTICS

Year	ERA	W-L	APP	GS	CG	SHO	SV	IP	H	R	ER	BB	SO	2B	3B	HR	BAVG.	WP	HBP	BK	SFA	SHA
2017	4.32	2-2	18	1	0	0/0	1	33.1	21	17	16	16	23	5	0	1	.246	9	6	1	1	1
Total	4.32	2-2	18	1	0	0/0	1	33.1	21	17	16	16	23	5	0	1	.246	9	6	1	1	1





COLTON SCHULTZ



COLTON SCHULTZ

INFIELD/OUTFIELD

#30

6-0 // 200 // L/R // So.

Huntsville, Ala. // Huntsville

FRESHMAN SEASON (2017)

- Appeared in 41 games making 29 starts
- Superb at the plate with runners on, batting a team-best .370 (17-for-46)
- Led the team with nine doubles in Conference USA action despite playing in only 23 of the 30 C-USA games
- Batted .319 versus conference foes
- Recorded a .404 slugging percentage, the fourth highest on the team
- Was a perfect 3-for-3 against Charlotte recording a career high in hits (April 28)
- Hit first career home-run at Samford and tallied a career-high five bases in a 9-2 win at Samford (May 2)
- Carried a perfect 1.00 fielding percentage
- Member of the C-USA Commissioner's Academic Honor Roll

CAREER HIGHS

At Bats.....	5 (4x) last vs. Auburn (May 9, 2017)
Runs.....	2 (2x) last at WKU (March 18, 2017)
Hits.....	3 vs. Charlotte (April 28, 2017)
RBI.....	2 (4x) last vs. Auburn (May 9, 2017)
Walks.....	2 (3x) last at Samford (May 2, 2017)
Stolen Bases.....	1 (5x) last at Southern Miss (May 12, 2017)
Doubles.....	1 (9x) last vs. Rice (May 19, 2017)
Home Runs.....	1 at Samford (May 2, 2017)
Total Bases.....	5 at Samford (May 2, 2017)

HIGH SCHOOL

- Played at Huntsville High School for coach David Sharp
- Named 2016 City of Huntsville Offensive MVP; Louisville Slugger First Team All American and First Team All-State
- Batted .404 with seven home runs, 29 RBI, 14 doubles, three triples and was a perfect 22-of-22 on stolen base attempts as a senior
- Holds the Huntsville High School record for triples and hits
- As a junior batted .342 with six home runs and 29 RBI
- Added 11 stolen bases and a school record five triples also as a junior
- Went 4-for-4 in Game Three of the first round of the state playoffs against Bob Jones with the go-ahead three-run home run
- Played for SoCal National Travel Team for coach Scott Luke

PERSONAL

- Born Matthew Colton Schultz on May 11, 1998
- Son of Kim and Matt Schultz
- Has one brother, Slade and one sister, Bailey
- Father played baseball at Jacksonville State and Martin Methodist
- Uncle Bobby Johnson played baseball at Wallace State CC while his grandfather played basketball for Snead State CC
- Majoring in kinesiology with plans to become a physical therapist

COLTON SCHULTZ'S CAREER HITTING STATS

Year	AVG.	GP-GS	AB	R	H	2B	3B	HR	RBI	TB	SLG%	BB	HBP	SO	GDP	OB%	SF	SH	SB-ATT	PO	A	E	FLD%
2017	.294	41-29	109	17	32	9	0	1	16	44	.404	12	8	26	0	.403	0	1	5-6	38	0	0	1.00
Total	.294	41-29	109	17	32	9	0	1	16	44	.404	12	8	26	0	.403	0	1	5-6	38	0	0	1.00



GENERAL

STAFF

BLAZERS

OPPONENTS 2017 IN REVIEW HISTORY AND RECORDS GREATER BHAM



NATHAN ANTHES

CATCHER**#34****5-8 // 195 // R/R // RS-Fr.****Marietta, Ga. // Lassister****REDSHIRT SEASON (2017)**

- Did not see any game action
- Named to the Conference USA Commissioner's Academic Honor Roll

HIGH SCHOOL

- Played at Lassister in Marietta, Ga., a school that has produced 20 MLB players since 199
- Played under head coaches Scott Kelly and Kyle Rustay
- Played catcher and third base
- Earned two State Playoff appearances (2014 and 2016)
- Named Honorable Mention Region 5-AAAAA All-Region in 2015

PERSONAL

- Born Nathan Anthes on May 6, 1998
- Son of David and Vicki Anthes
- Younger brother of former Duke catcher Reed Anthes
- Has one other brother (Jacob)
- Majoring in civil engineering

CAREER HIGHS

At Bats.....	N/A
Runs.....	N/A
Hits.....	N/A
RBI.....	N/A
Walks.....	N/A
Stolen Bases.....	N/A
Doubles.....	N/A
Home Runs.....	N/A
Total Bases.....	N/A





KYLE DAVIS



KYLE DAVIS

RHP

#42

6-3 // 240 // R/R // Jr.

Brewton, Ala. // T.R. Miller

SOPHOMORE SEASON (2017)

- Made nine appearances on the mound with one start
- 1-1 record
- Tossed 15.1 innings and added eight strikeouts
- 13 hits allowed on the year was the least for any UAB pitcher to throw double-digit innings
- .241 opponent batting average was the best mark on the team
- Only start came against Troy on Feb. 28 in which he hurled a season-high four innings and tied a career-best with four strikeouts
- First appearance of the year was on Feb. 22 at Alabama State (1.1 shutout innings, no hits, two strikeouts)
- Earned the win in his final appearance of the year against Alabama State on May 3
- Named to the Conference USA Commissioner's Academic Honor Roll

FRESHMAN SEASON (2016)

- Had a strong first season for the Blazers
- Held the lowest marks on the team for ERA (1.82) and opponent batting average (.145)
- Was the only pitcher on the team to hold opposing batters to under a .210 average
- Appeared in nine games on the mound with three starts... Threw 24.2 innings with 14 strikeouts
- Also had 24 at-bats and added five runs, four hits, one double, and three RBI
- Played in 27 games total with eight starts

HIGH SCHOOL

- Played at T.R. Miller High School under head coach Jim Hart
- Was one of the top-rated prospects in Alabama by Perfect Game before having Tommy John Surgery
- Sat out the spring of 2015 – senior season – due to injury
- Surgery and rehab done with world-renowned surgeon Dr. James Andrews
- 2015 Perfect Game Preseason Honorable Mention All-American
- Named All-State Honorable Mention in 2014... 2013 and 2014 Preseason Underclass Honorable Mention All-American
- Two-sport athlete who earned 3A All-State Honorable Mention honors in 2013 in football at linebacker under head coach Jamie Riggs
- Lettered all four years in both sports
- Also played summer baseball for East Cobb for three years and one year for Loaded Team Alabama

PERSONAL

- Born Kyle Davis on Jan. 4, 1997
- Son of Jayson and Kelley Davis
- Has one brother, Kevin, who is a pitcher for the Blazers
- Majoring in mechanical engineering

KYLE DAVIS' CAREER PITCHING STATISTICS

Year	ERA	W-L	APP	GS	CG	SHO	SV	IP	H	R	ER	BB	SO	2B	3B	HR	BAVG.	WP	HBP	BK	SFA	SHA
2016	1.82	2-1	9	3	0	0/2	0	24.2	11	6	5	18	14	2	0	2	.145	3	3	0	2	4
2017	7.04	1-1	9	1	0	0/0	0	15.1	13	14	12	14	8	1	0	3	.241	2	5	0	0	1
Total	3.83	3-2	18	4	0	0/2	0	40.0	24	20	17	32	22	3	0	5	.185	5	8	0	2	5

KYLE DAVIS' CAREER HITTING STATS

Year	AVG.	GP-GS	AB	R	H	2B	3B	HR	RBI	TB	SLG%	BB	HBP	SO	GDP	OB%	SF	SH	SB-ATT	PO	A	E	FLD%
2016	.167	27-8	24	5	4	1	0	0	3	5	.208	5	2	9	0	.355	0	0	0-0	1	2	0	1.00
Total	.167	27-8	24	5	4	1	0	0	3	5	.208	5	2	9	0	.355	0	0	0-0	1	2	0	1.00





KEVIN DAVIS

RHP**#10****6-0 // 195 // R/R // Sr.****Brewton, Ala. // Auburn****AUBURN**

- Saw action in 12 games
- Got first career win against Alabama A&M (Feb. 25, 2014)
- Posted a 5.40 ERA as a freshman
- Redshirted junior year

HIGH SCHOOL

- Played at T.R. Miller in Brewton, Ala. for coach Jim Hart
- Rated the No. 3 overall player in Alabama and No. 2 pitcher by Perfect Game
- Ranked as the No. 81 overall high school prospect in the nation and the 22nd-best pitcher
- Pitched for the USA Baseball 18U team in South Korea in 2012, helping the USA to a gold medal
- Was the winning pitcher vs. Japan in the semifinals
- Four-time All-State selection
- 2013 Perfect Game National Pre-Draft Showcase
- 2012 East Coast Pro Showcase
- High school record was 22-7 with a 0.95 ERA
- Had 460 strikeouts in 199.0 career innings pitched
- Summer team was East Cobb Braves with coach Kevin Baldwin
- Named East Cobb Pitcher of the Year
- Also played football in high school

PERSONAL

- Born Kevin Joseph Davis on Sept. 24, 1994
- Son of Jayson and Kelley Davis
- Has one brother, Kyle, who is also a pitcher for the Blazers
- Received undergraduate degree in August 2016 from Auburn
- Currently pursuing master's degree in exercise physiology



IAN MCWILLIAMS

RHP**#11****6-3 // 165 // R/R // Fr.****Hendersonville, Tenn. // Beech****HIGH SCHOOL**


- Four-year letterwinner at Beech High School for coach Jimmy Neal in Hendersonville, Tenn.
- Posted a 4-2 record with 102 strikeouts and a 2.13 ERA as a junior and senior
- Played summer ball for the Alabama Vipers, The Legends and Game On
- Rated the No. 38 overall prospect in Tennessee and No. 21 right handed pitcher
- Named 2017 Rawlings-Perfect Game Honorable Mention for the Southeast Region
- Drafted in the 20th round by the New York Mets

PERSONAL

- Born Ian McWilliams on March 19, 1999
- Son of David McWilliams
- Has two brothers, Sam and Zach
- Sam was an eighth round pick in the 2014 MLB Draft by the Philadelphia Phillies and is now the 26th-best prospect in the Arizona Diamondbacks organization
- Zach pitched for Team Tennessee in the Little League World Series
- Majoring in psychology



RYAN WESSON/JUSTIN WILEY



RYAN WESSON

RHP

#14

6-1 // 185 // R/R // Jr.

Baldwyn, Miss. // Northeast Mississippi CC

NORTHEAST MISSISSIPPI CC

- Posted an 11-6 record over two seasons at Northeast Mississippi Community College
- Appeared in 28 games making 20 starts
- Posted a 3.09 career ERA
- Struck out 143 batters over 125.1 innings pitched
- Tossed three complete games

HIGH SCHOOL

- Played at Baldwyn High School in Baldwyn, Miss.
- 2015 Mississippi State Champion with the Tupelo 49ers of the American Legion
- Earned First-Team All-State honors as a senior after batting .369 and posting a 6-2 record on the mound, allowing only two earned runs over 47.1 innings
- Also played basketball and was a State Champion in 2012-13
- Inducted into the Baldwyn High School Hall of Fame

PERSONAL

- Born Ryan Wesson on March 6, 1997 in Baldwyn, Miss.
- Son of Lance and Katrina Wesson
- Has one brother, Jonathan
- Majoring in fitness leadership



JUSTIN WILEY

INFIELD

#17

6-1 // 165 // R/R // Fr.

Birmingham, Ala. // Ramsay

HIGH SCHOOL

- Played at nearby Ramsay High School in Birmingham, Ala
- Rated as the No. 99 overall prospect in Alabama and No. 19 shortstop prospect according to Perfect Game
- Named 2017 Southeast Region Honorable Mention
- Played summer ball for the Alabama Colts
- Also played basketball

PERSONAL

- Born Justin Wiley on March 31, 1999 in Jemison, Ala.
- Son of Moriea and Rod Lewis
- Has four siblings: Marcus Lewis, Julia Lewis, Hunter Wiley and Kelan Wiley
- Majoring in kinesiology

GENERAL

STAFF

BLAZERS

OPPONENTS 2017 IN REVIEW HISTORY AND RECORDS GREATER BHAM



COLE COLLINS/JESS DAVIS



COLE COLLINS

OUTFIELD

#20

5-7 // 160 // L/R // Jr.

Cullman, Ala. // Wallace-Hanceville CC

WALLACE HANCEVILLE CC

- Played at Wallace-Hanceville Community College for coach Randy Putman
- Batted .326 with 66 runs scored and 34 RBI over two seasons
- Ranked 10th nationally in plate appearances (219) and runs (46) as a sophomore
- Teammates with UAB catcher Stephen Dobbs

HIGH SCHOOL

- Played at Cullman High School for coach Brent Patterson in Cullman, Ala.
- 2015 Class 6A State Champion
- Earned Class 6A Hitter of the Year Honors, Super All-State and was a Max-Preps All-American selection as a senior
- Hit .422 with 105 hits, 83 RBI and 14 home runs over his final two seasons

PERSONAL

- Born Cole Collins on July 1, 1996 in Cullman, Ala.
- Son of Jimmy and Penny Collins
- Majoring in business marketing



JESS DAVIS

OUTFIELD

#23

6-0 // 180 // L/R // Fr.

Kearney, Mo. // Kearney

HIGH SCHOOL

- Played at Kearney High School in Kearney, Mo.
- As a senior hit .486 with seven doubles, two home runs, 13 triples and swiped 20 bases
- 13 triples broke the Missouri High School State Record for triples in a season
- Named First Team All-State and All-Conference as an outfielder his senior season
- Also excelled in football... As a senior had 83 catches for 1,539 yards and 18 touchdowns
- Holds eight Kearney High School receiving records
- Named First Team All-State, All-District and All-Conference as a senior
- Helped team the 2015 State Championship and finished runner-up in 2016

PERSONAL

- Born Jess Davis on Dec. 7, 1998 in Kearney, Mo.
- Son of Mark and Christine Davis
- Older brother Zack is a redshirt sophomore for the Blazers
- Father played football and baseball at Nebraska from 1982-85 and went on to play professional baseball in the Minnesota Twins and St. Louis Cardinals organization
- Older brother Cole is a quarterback for North Dakota State where he has been a member of three FCS National Championship teams
- Majoring in business



TROY CORDREY/CHRISTIAN WALTMAN



TROY CORDREY

RHP

#24

6-3 // 225 // R/R // Fr.

Helena, Ala. // Helena

HIGH SCHOOL

- Played at Helena High School in Helena, Ala.
- Won the 2017 6A State Championship with the Huskies
- Named 6A State Title MVP after recording six strikeouts and no walks
- Earned 6A First-Team All-State Honors
- Played summer ball for the East Cobb Astros
- Rated the No. 27 overall prospect in Alabama and No. 12 right handed pitcher according to Perfect Game
- Earned 2017 Rawlings Perfect Game South Region All-American Honorable Mentions
- Also played football as a freshman and sophomore
- High school teammates with fellow Blazer freshman Riley Davis

PERSONAL

- Born Troy Cordrey on Feb. 23, 1999 in Helena, Ala.
- Son of Stan and Christy Cordrey
- Has one sister, Kristan
- Majoring in kinesiology



CHRISTIAN WALTMAN

CATCHER

#25

6-0 // 195 // R/R // Fr.

Semmes, Ala. // Faith Academy

HIGH SCHOOL

- Played at Faith Academy in Mobile, Ala.
- Led Rams to 5A State Championship
- Hit .331 with 41 RBI and had a .427 on base percentage over four years on varsity
- Garnered 2017 5A First-Team All-State Honors
- 5A State Runner-Up as sophomore
- 2013 Rookie of the Year
- All-State Honorable Mention in 2014
- Played in the 2016 AHSAA North/South All-Star Game
- Rated the 87th overall prospect in Alabama and No. 9 catcher according to Perfect Game
- Earned 2017 Southeast Region Honorable Mentions
- Played summer ball for the Coast Titans

PERSONAL

- Born Christian Waltman on June 1, 1999 in Semmes, Ala.
- Son of Donald and Stephanie Waltman
- Has two brothers: Trey and Ryan
- Trey played for the Blazers from 2009-2011 and is currently enrolled in the UAB School of Dentistry
- Majoring in industrial distribution

GENERAL

STAFF

BLAZERS

OPPONENTS 2017 IN REVIEW HISTORY AND RECORDS GREATER BHAM



RILEY DAVIS

RHP**#31****6-1 // 190 // R/R // Fr.****Helena, Ala. // Helena****HIGH SCHOOL**

- Played at Helena High School in Helena, Ala.
- Won the 2017 6A State Championship
- Holds the AHSAA record for most consecutive scoreless innings pitched at 35.2
- Named All-State a junior
- Voted team MVP as a sophomore and junior
- Rated the No. 72 prospect in Alabama and No. 34 right handed pitching prospect according to Perfect Game
- Named a 2017 Southeast Region Honorable Mention
- Carried a 4.0 GPA
- Also played quarterback on the football team for the Huskies, throwing for 1,760 yards and 15 touchdowns as a junior and senior
- High school teammates with fellow Blazer Troy Cordrey

PERSONAL

- Born Riley Davis on Nov. 10, 1998 in Helena, Ala.
- Son of Rod and Lauri Davis
- Has one brother, Zach Loggins
- Majoring in healthcare management



BAILEY SMITH

LHP**#33****6-0 // 185 // L/L // Jr.****Springville, Ala. // Lawson State CC****LAWSON STATE CC**

- Played at Lawson State Community College in Birmingham, Ala.
- Appeared in 15 games as a sophomore throwing 36.0 innings with 43 hits allowed and 25 strikeouts
- Held batters to a .295 batting average

FAULKNER

- Played at Faulkner University in Montgomery, Ala.

HIGH SCHOOL

- Played at Springville High School for Jonathan Ford in Springville, Ala.
- Had a record of 2-2 with two saves as a senior
- Threw 26 innings with 22 strikeouts and 1.61 ERA for the Tigers

PERSONAL

- Born Bailey Smith on Sept. 20, 1996 in Springville, Ala.
- Son of Craig and Meagan Smith
- Has two brothers, Colby and Logan
- Majoring in civil engineering



GENERAL

STAFF

BLAZERS

OPPONENTS 2017 IN REVIEW HISTORY AND RECORDS GREATER BHAM

WILL BATTERSBY/TY HARRIS



WILL BATTERSBY

LHP**#36****6-2 // 170 // R/R // Fr.****Hoover, Ala. // Spain Park****HIGH SCHOOL**

- Played at nearby Spain Park High School for former Blazer Will Smith in Hoover, Ala.
- Held a 2.12 ERA with 61 strikeouts and picked up six wins as a junior
- Named to the 2016 AHSAA All-Star Team and All-Over The Mountain Baseball Team
- Rated the No. 70 overall prospect in Alabama and No. 6 left handed pitching prospect
- 2017 Southeast Region Honorable Mention

PERSONAL

- Born Will Battersby on July 17, 1999 in Hoover, Ala.
- Son of Edward and Carol Battersby
- Has one brother, James
- Majoring in industrial distribution



TY HARRIS

LHP**#44****6-0 // 180 // L/L // Jr.****Rogers, Ark. // Crowder College****CROWDER COLLEGE**

- Appeared in 13 games making 12 starts
- Went 7-3 over 65.0 innings pitched
- Recorded 75 strikeouts for an average of 10.4 per game

ARKANSAS

- Made seven appearances on the mound
- Pitched 4.2 innings and had a 9.64 ERA
- Allowed five earned runs on six hits with five walks and two strikeouts
- Made two appearances in SEC play vs. Auburn and Missouri pitching one inning while giving up five runs on five hits
- Made collegiate debut against Mississippi Valley State giving up one hit over 2.0 innings on 12 pitches
- Named to SEC First-Year Academic Honor Roll

HIGH SCHOOL

- Played at Rogers Heritage High School for Keith Kilgore in Rogers, Ark.
- Rated the No. 29 left handed pitcher in his class and No. 261 national rank
- Ranked the No. 4 player in the state of Arkansas and No. 1 left handed pitcher by Perfect Game
- Named Perfect Game Underclass High Honorable Mention in 2013 and 2014
- Played summer ball for the Arkansas Express and Evoshield Canes in 2013 and PUF Caps in 2014

PERSONAL

- Born Ty Harris in Oct. 26, 1996 in Rogers, Ark.
- Son of Greg and Donna Harris
- Has one sister, Morgan
- Father played baseball at Ouachita Baptist.
- Majoring in communication



COLE WHITMAN



COLE WHITMAN

LHP

#50

6-3 // 210 // L/L // So.

Pelham, Ala. // East Mississippi CC

EAST MISSISSIPPI

- Played at East Mississippi Community College in Scooba, Miss.
- Made 12 appearances with nine starts
- Tossed 42.1 innings giving up 39 runs on 45 hits and 49 strikeouts
- Averaged 10.4 strikeouts per game

HIGH SCHOOL

- Played at nearby Pelham High School in Pelham, Ala.
- Helped the Panthers to the 2013 6A State Championship and finished runner-up in 2015
- Rated the No. 86 national left handed pitching prospect in the 2016 Perfect Game rankings
- Tabbed as the No. 15 overall prospect in Alabama and No. 4 left handed pitcher
- 2016 Rawlings Perfect Game Honorable mention All-American
- Southeast All-Region Second Team
- Also played basketball for the Panthers

PERSONAL

- Born Cole Reid Whitman on Oct. 22, 1997 in Pelham, Ala.
- Son of Dan and Lisa Whitman
- Has one sister, Erin
- Majoring in accounting



OPPONENTS

QUICK FACTS
RECORDS

44-49
50-60



BOWLING GREEN

Feb. 16-18 // Regions Field



GENERAL INFO

Location Bowling Green, Ky.
Enrollment 19,000
Conference..... MAC
Nickname Falcons
Colors Orange and Brown
Home Field..... Warren E. Steller Field
Athletic Director..... Bob Moosbrugger

COACHING STAFF

Head Coach (Season) Danny Schmitz (28th Season)
Assistant Coaches..... Rick Blanc, Ryan Shay
Volunteer Assistant Coach Ryne Foster

2017 REVIEW

Record 15-34
Conference Record (Finish)..... 9-15 (Third, East Division)
Post Season..... N/A

MEDIA INFORMATION

Baseball Contact James Nahikian
Email..... jnahiki@bgsu.edu
Phone..... (419) 372-7105
Website BGSUFalcons.com

ARKANSAS STATE

Feb. 23-25 //Tomlinson Stadium



GENERAL INFO

Location Jonesboro, Ark.
Enrollment 14,085
Conference..... Sun Belt
Nickname Red Wolves
Colors Scarlet and Black
Home Field..... Tomlinson Stadium/Kell Field
Athletic Director..... Terry Mohajir

COACHING STAFF

Head Coach (Season) Tommy Raffo (10th Season)
Assistant Coaches..... Rick Guarno, Rowdy Hardy
Volunteer Assistant Coach Craig Massoni

2017 REVIEW

Record 28-37
Conference Record (Finish)..... 13-16 (Seventh)
Post Season..... N/A

MEDIA INFORMATION

Baseball Contact Dennen Cuthbertson
Email..... mcuthbertson@astate.edu
Phone..... (870) 972-2707
Website AStateRedWolves.com

QUICK FACTS

ALABAMA STATE

Feb. 20 // Montgomery, Ala.
Feb. 21 // Regions Field



GENERAL INFO

Location Montgomery, Ala.
Enrollment 5,627
Conference..... SWAC
Nickname Hornets
Colors Black and Old Gold
Home Field..... Wheeler-Watkins Baseball Complex
Athletic Director..... Melvin Hines

COACHING STAFF

Head Coach (Season) Jose Vasquez (Second Season)
Assistant Coaches..... Drew Clark, Matt Crane

2017 REVIEW

Record 31-25
Conference Record (Finish)..... 18-6 (Second)
Post Season..... N/A

MEDIA INFORMATION

Baseball Contact Travis Jarome
Email..... tjarome@alasu.edu
Phone..... (334) 229-5211
Website BamaStateSports.com

JACKSONVILLE STATE

Feb. 27 // Regions Field
May 15 // Rudy Abbott Field



GENERAL INFO

Location Jacksonville, Ala.
Enrollment 8,514
Conference..... Ohio Valley
Nickname Gamecocks
Colors Red and White
Home Field..... Rudy Abbott Field
Athletic Director..... Greg Seitz

COACHING STAFF

Head Coach (Season) Jim Case (17th Season)
Assistant Coaches..... Mike Murphree, Evan Bush
Volunteer Assistant Coach Austin Carpenter

2017 REVIEW

Record 30-26
Conference Record (Finish)..... 17-13 (Third)
Post Season..... N/A

MEDIA INFORMATION

Baseball Contact Tony Schmidt
Email..... aschmidt@jsu.edu
Phone..... (256) 782-5377
Website JSUGamecockSports.com



QUICK FACTS

TROY

Feb. 28 // Riddle-Pace Field
March 13 // Regions Field



GENERAL INFO

Location Troy, Ala.
Enrollment 29,000
Conference Sun Belt
Nickname Trojans
Colors Cardinal, Silver and Black
Home Field Riddle-Pace Field
Athletic Director Jeremy McClain

COACHING STAFF

Head Coach (Season) Mark Smartt (Third Season)
Assistant Coaches Brad Phillips, Shane Gierke
Volunteer Assistant Coach Peyton Fuller

2017 REVIEW

Record 31-25
Conference Record (Finish) ... 16-14 (Fourth, East Division)
Post Season N/A

MEDIA INFORMATION

Baseball Contact Jace Sanders
Email jsanders115090@troy.edu
Phone (334) 670-5654
Website TroyTrojans.com

AUBURN

March 6 // Regions Field
April 17 // Plainsman Park



GENERAL INFO

Location Auburn, Ala.
Enrollment 28,290
Conference SEC
Nickname Tigers
Colors Orange and Blue
Home Field Plainsman Park
Athletic Director Jay Jacobs

COACHING STAFF

Head Coach (Season) Butch Thompson (Third Season)
Assistant Coaches Karl Nonemaker, Gabe Gross
Volunteer Assistant Coach Steve Smith

2017 REVIEW

Record 37-26
Conference Record (Finish) ... 16-14 (Fifth, West Division)
Post Season NCAA Tallahassee Regional

MEDIA INFORMATION

Baseball Contact George Nunnelley
Email gnnunnelley@auburn.edu
Phone (334) 844-9656
Website AuburnTigers.com

IOWA

March 2-4 // Regions Field



GENERAL INFO

Location Iowa City, Iowa
Enrollment 33,564
Conference Big Ten
Nickname Hawkeyes
Colors Black and Gold
Home Field Banks Field
Athletic Director Gary Barta

COACHING STAFF

Head Coach (Season) ... Jose Vasquez (Second Season)
Assistant Coaches Drew Clark, Matt Crane

2017 REVIEW

Record 39-22
Conference Record (Finish) 15-9 (First)
Post Season NCAA Houston Regional

MEDIA INFORMATION

Baseball Contact James Allan
Email james-allan@uiowa.edu
Phone (319) 530-5792
Website HawkeyeSports.com

MILWAUKEE

March 9-11 // Regions Field



GENERAL INFO

Location Milwaukee, Wisc.
Enrollment 27,156
Conference Horizon League
Nickname Panthers
Colors Black and Gold
Home Field Henry Field
Athletic Director Amanda Braun

COACHING STAFF

Head Coach (Season) Scott Doffek (12th Season)
Assistant Coaches Cody Bigler, Shaun Wegner
Volunteer Assistant Coach Drew Pearson

2017 REVIEW

Record 22-32
Conference Record (Finish) 10-18 (Sixth)
Post Season N/A

MEDIA INFORMATION

Baseball Contact Ashley Steltenpohl
Email steltenp@uwm.edu
Phone (414) 435-8118
Website MKEPanthers.com



MARSHALL

March 16-18 // Appalachian
Power Park



GENERAL INFO

LocationHuntington, W. Va.
Enrollment 14,000
Conference..... Conference USA
NicknameThundering Herd
Colors..... Kelly Green and White
Home Field..... Appalachian Power Park
Athletic Director.....Mike Hamrick

COACHING STAFF

Head Coach (Season) Jeff Waggoner (12th Season)
Assistant Coaches..... Joe Renner, Victor Gomez, Chris O'Neil

2017 REVIEW

Record 25-28
Conference Record (Finish) 12-17 (Ninth)
Post Season..... N/A

MEDIA INFORMATION

Baseball Contact Wilbur DeLashmet
Email..... DeLashmet@marshall.edu
Phone..... (304) 696-2418
WebsiteHerdZone.com

LA TECH

March 23-25 // Regions Field



GENERAL INFO

LocationRuston, La.
Enrollment 12,694
Conference..... Conference USA
NicknameBulldogs
Colors..... Red and Blue
Home Field..... J.C. Love Field
Athletic Director..... Tommy McClelland

COACHING STAFF

Head Coach (Season) ... Lane Burroughs (Second Season)
Assistant Coaches..... Cory Barton, Travis Creel, Austin Knight

2017 REVIEW

Record 36-20
Conference Record (Finish) 17-13 (Fifth)
Post Season..... N/A

MEDIA INFORMATION

Baseball Contact Brock McKee
Email..... bmckee@latech.edu
Phone..... (318) 257-5305
WebsiteLATechSports.com

QUICK FACTS

ALABAMA

March 20 // Regions Field
April 10 // Sewell-Thomas Stadium



GENERAL INFO

Location Tuscaloosa, Ala.
Enrollment 37,665
Conference..... SEC
NicknameCrimson Tide
Colors..... Crimson and White
Home Field..... Sewell-Thomas Stadium
Athletic Director..... Greg Byrne

COACHING STAFF

Head Coach (Season)Brad Bohannon (First Season)
Assistant Coaches..... Jason Jackson, Jerry Zulli
Volunteer Assistant Jack Hoehl

2017 REVIEW

Record 19-34-1
Conference Record (Finish) .. 5-24-1 (Seventh, West Division)
Post Season..... N/A

MEDIA INFORMATION

Baseball Contact Alex Thompson
Email..... athompson@ia.ua.edu
Phone..... (205) 348-6084
WebsiteRollTide.com

SAMFORD

March 27 // Regions Field
May 1 // Joe Lee Griffin Field



GENERAL INFO

Location Birmingham, Ala.
Enrollment 5,509
Conference..... Southern
NicknameBulldogs
Colors..... Red and Blue
Home Field..... Joe Lee Griffin Field
Athletic Director..... Martin Newton

COACHING STAFF

Head Coach (Season) Casey Dunn (14th Season)
Associate Head Coach Tony David
Assistant Coach..... Tyler Shrout
Volunteer Assistant Coach Hunter Morris

2017 REVIEW

Record 33-26
Conference Record (Finish) 11-13 (Sixth)
Post Season..... N/A

MEDIA INFORMATION

Baseball Contact Zac Schrieber
Email..... zdschrie@samford.edu
Phone..... (205) 726-2802
WebsiteSamfordSports.com



QUICK FACTS

CHARLOTTE

March 29-31 // Robert and
Mariam Hayes Stadium



GENERAL INFO

Location Charlotte, N.C.
Enrollment 28,721
Conference Conference USA
Nickname 49ers
Colors Green and White
Home Field Robert and Mariam Hayes Stadium
Athletic Director Judy Rose

COACHING STAFF

Head Coach (Season) Loren Hubbs (26th Season)
Assistant Coaches Bo Robinson, Shohn Doty
Volunteer Assistant Coach Tyler Simmons

2017 REVIEW

Record 34-24
Conference Record (Finish) 18-12 (Fourth)
Post Season N/A

MEDIA INFORMATION

Baseball Contact Sean Fox
Email sean.fox@unccl.edu
Phone (704) 687-1023
Website Charlotte49ers.com

ALABAMA A&M

April 4 // Young Memorial Field



GENERAL INFO

Location Huntsville, Ala.
Enrollment 6,000
Conference SWAC
Nickname Bulldogs
Colors Maroon and White
Home Field Bulldog Baseball Field
Athletic Director Bryan Hicks

COACHING STAFF

Head Coach (Season) Mitch Hill (Fifth Season)
Assistant Coaches Manny Lora
Volunteer Assistant Coach Rick Bragg

2017 REVIEW

Record 12-45
Conference Record (Finish) 9-15 (Fourth, West Division)
Post Season N/A

MEDIA INFORMATION

Baseball Contact Janay Roberson
Email aamusportsinfo@yahoo.com
Phone (256) 372-4550
Website AAMUSports.com

BIRMINGHAM BARONS

April 3 // Regions Field



GENERAL INFO

Location Birmingham, Ala.
Affiliation Chicago White Sox
League Double A
Division Southern League
Nickname Barons
Colors Red and Black
General Manager Jonathan Nelson

COACHING STAFF

Manager Julio Vinas
Pitching Coach Jose Bautista
Hitting Coach Cole Armstrong

2017 REVIEW

Record 27-42
Divisional Finish Fifth (Southern League North)
Post Season N/A

MEDIA INFORMATION

Baseball Contact Erin O'Donnell
Email erino@barons.com
Phone (205) 988-3200
Website Barons.com

FIU

April 6-8 // Young Memorial
Field



GENERAL INFO

Location Miami, Fla.
Enrollment 54,000
Conference Conference USA
Nickname Panthers
Colors Blue and Gold
Home Field FIU Baseball Stadium
Athletic Director Pete Garcia

COACHING STAFF

Head Coach (Season) Mervyl Melendez (Second Season)
Assistant Coaches Dax Norris, Jered Goodwin
Volunteer Assistant Coach Einar Muniz

2017 REVIEW

Record 31-27
Conference Record (Finish) 15-15 (Seventh)
Post Season N/A

MEDIA INFORMATION

Baseball Contact Pete Pelegrin
Email ppelegr@fiu.edu
Phone (305) 348-1357
Website FIUSports.com



OLD DOMINION

April 13-15 // Bud Metheny
Baseball Complex



GENERAL INFO

Location Norfolk, Va.
Enrollment 24,375
Conference Conference USA
Nickname Monarchs
Colors Slate Blue, Silver, Light Blue
Home Field Bud Metheny Baseball Complex
Athletic Director Dr. Wood Selig

COACHING STAFF

Head Coach (Season) Chris Finwood (16th Season)
Assistant Coaches Mike Marron, Logan Robbins
Volunteer Assistant Coach Victor Diaz

2017 REVIEW

Record 37-21
Conference Record (Finish) 19-11 (Second)
Post Season N/A

MEDIA INFORMATION

Baseball Contact Tim Wentz
Email twentz@odu.edu
Phone (757) 683-5581
Website ODUsports.com

FLORIDA ATLANTIC

April 27-29 // FAU Baseball
Stadium



GENERAL INFO

Location Boca Raton, Fla.
Enrollment 30,522
Conference Conference USA
Nickname Owls
Colors Blue and Red
Home Field FAU Baseball Stadium
Athletic Director Patrick Chun

COACHING STAFF

Head Coach (Season) John McCormack (10th Season)
Assistant Coaches Greg Mamula, David Kopp
Volunteer Assistant Coach Brett Schneider

2017 REVIEW

Record 35-21-1
Conference Record (Finish) 18-12 (Third)
Post Season N/A

MEDIA INFORMATION

Baseball Contact Jonathan Fraysure
Email jjohn218@fau.edu
Phone (561) 430-7148
Website FAUSports.com

QUICK FACTS

WKU

April 20-22 // Regions Field



GENERAL INFO

Location Bowling Green, Ky.
Enrollment 20,178
Conference Conference USA
Nickname Hilltoppers
Colors Red and White
Home Field Nick Denes Field
Athletic Director Todd Stewart

COACHING STAFF

Head Coach (Season) John Pawlowski (Second Season)
Assistant Coaches Ty Megahee, Rob Reinstette
Volunteer Assistant Tommy Winterstein

2017 REVIEW

Record 16-39
Conference Record (Finish) 6-24 (12th)
Post Season N/A

MEDIA INFORMATION

Baseball Contact Bryan Fyalkowski
Email bryan.fyalkowski@wku.edu
Phone (270) 745-5388
Website WKUSports.com

SOUTHERN MISS

May 4-6 // Young Memorial
Field



GENERAL INFO

Location Hattiesburg, Miss.
Enrollment 14,554
Conference Conference USA
Nickname Golden Eagles
Colors Black and Gold
Home Field Pete Taylor Park/Hill Denson Field
Athletic Director Jon Gilbert

COACHING STAFF

Head Coach (Season) Scott Berry (Ninth Season)
Assistant Coaches Chad Caillet, Christian Ostrander
Volunteer Assistant Coach B.A. Vollmuth

2017 REVIEW

Record 50-16
Conference Record (Finish) 25-5 (First)
Post Season NCAA Hattiesburg Regional

MEDIA INFORMATION

Baseball Contact Jack Dugan
Email jack.dugan@usm.edu
Phone (601) 266-5947
Website SouthernMiss.com

QUICK FACTS

RICE

May 11-13 // Reckling Park



GENERAL INFO

Location Houston, Texas
Enrollment 6,855
Conference Conference USA
Nickname Owls
Colors Blue and Gray
Home Field Reckling Park
Athletic Director Joe Karlgaard

COACHING STAFF

Head Coach (Season) .. Wayne Grahahm (27th Season)
Assistant Coaches John Pope, Paul Janish
Volunteer Assistant Coach Jordan Kopycinski

2017 REVIEW

Record 33-31
Conference Record (Finish) 16-14 (Sixth)
Post Season NCAA Baton Rouge Regional

MEDIA INFORMATION

Baseball Contact John Sullivan
Email jsully@rice.edu
Phone (713) 348-5636
Website RiceOwls.com



MIDDLE TENNESSEE

May 17-19 // Young Memorial Field



GENERAL INFO

Location Murfreesboro, Tenn.
Enrollment 22,050
Conference Conference USA
Nickname Blue Raiders
Colors Royal Blue and White
Home Field Reese Smith Jr. Field
Athletic Director Chris Massaro

COACHING STAFF

Head Coach (Season) Jim McGuire (Sixth Season)
Assistant Coaches Tim Donnelly, Caleb Longshore
Volunteer Assistant Robbie Britt

2017 REVIEW

Record 24-31
Conference Record (Finish) 10-20 (10th)
Post Season N/A

MEDIA INFORMATION

Baseball Contact Tony Stinnett
Email stinnett@goblueraiders.com
Phone (615) 898-5270
Website GoBlueRaiders.com

GENERAL

STAFF

BLAZERS

OPPONENTS

2017 IN REVIEW HISTORY AND RECORDS GREATER BHAM



ALABAMA (23-46)

Date	Location	Result	Score
3/4/79	H	L	3-4 (8)
3/4/79	H	W	3-2
4/11/79	A	L	2-3 (8)
4/11/79	A	L	0-3
4/10/80	A	L	6-7
4/29/80	H	W	12-2
3/28/85	H	L	6-15
4/1/86	H	L	5-9
4/16/86	A	L	2-9
3/3/87	A	L	5-8
3/31/87	H	W	9-8
2/24/89	A	W	10-1
4/27/89	N	L	3-14
2/28/90	H	W	4-3
3/6/90	A	W	9-5
4/19/90	N	W	6-4 (10)
2/20/91	A	L	5-8
2/27/91	H	L	1-9
3/1/92	A	L	1-6
4/22/92	H	L	0-6
4/7/93	A	W	9-8
4/8/93	H	L	2-4
4/20/94	H	L	2-3
4/27/94	A	L	1-2 (11)
4/12/95	A	W	6-0
5/9/95	H	L	6-10
4/10/96	A	L	6-17
4/17/96	H	L	5-12
3/19/97	A	L	2-11
4/9/97	H	W	10-2
4/22/98	H	W	4-3
4/29/98	A	L	0-4
4/14/99	H	L	4-30
4/28/99	A	L	5-22
3/1/00	A	L	8-12
4/10/01	A	W	10-6
4/11/01	H	W	6-5
4/10/02	H	L	3-5
5/1/02	H	L	1-8
3/26/03	H	L	8-15
4/23/03	A	L	1-12
3/3/04	A	L	3-5
4/14/04	H	L	4-5
2/24/05	H	W	7-1
5/4/05	A	L	4-5
4/5/06	A	L	3-4
4/26/06	H	L	8-14
2/28/07	A	L	0-16
4/4/07	H	L	1-2
4/1/08	A	L	4-6
4/2/08	H	W	8-5
3/24/09	A	L	7-10
3/25/09	H	L	6-10
3/31/10	H	W	6-4
4/6/10	A	W	6-4
3/22/11	A	L	3-6
3/29/11	H	W	5-1
3/27/12	N	W	1-0
4/10/12	A	W	9-1
3/26/13	H	W	1-0
4/16/13	A	L	5-7
4/9/14	A	W	2-1
4/15/14	H	L	2-5
3/31/15	H	L	2-7
4/14/15	A	L	1-5
3/22/16	H	W	8-0
4/12/16	A	L	6-7
3/21/17	H	L	1-4
4/11/17	A	L	4-6

ALABAMA A&M (12-1)

Date	Location	Result	Score
2/20/07	A	W	15-2 (7)
3/21/07	H	W	22-4
3/26/08	H	W	7-2
4/8/08	A	W	15-2
4/14/09	H	W	12-3 (7)
4/14/09	H	W	11-1 (7)
3/9/10	H	W	12-1
2/18/14	A	W	10-3
2/19/14	H	W	9-6
2/24/15	H	L	3-6
3/29/16	H	W	12-2
3/8/17	H	W	8-2 (7)
3/8/17	H	W	7-1 (7)

ALABAMA STATE (26-5)

Date	Location	Result	Score
3/28/89	H	W	13-2
4/18/89	A	W	9-1
3/13/90	H	W	13-4
4/24/90	A	W	15-0
2/29/96	H	W	8-3
4/11/96	A	L	7-10
2/25/97	H	W	6-4
2/26/97	A	W	8-3
3/17/98	H	W	16-3
2/12/00	A	W	19-13
2/13/00	H	W	24-6
2/13/01	H	W	19-2
3/12/02	H	W	10-3
4/16/02	A	W	6-3
2/11/03	A	W	13-4
2/25/03	H	W	12-0
2/17/04	A	W	8-0
4/20/04	H	W	13-3
3/20/10	H	W	16-6
2/21/12	A	W	3-2
3/7/12	H	W	12-3
3/8/13	A	L	1-2 (11)
3/9/13	A	L	1-8
3/10/13	A	W	4-2
4/23/13	A	L	1-7
4/24/13	H	W	7-0
3/4/14	A	W	13-1
5/5/15	H	W	11-6
5/6/15	A	W	6-4
2/22/17	A	L	2-7
5/3/17	H	W	5-4

ALBION (2-0)

Date	Location	Result	Score
3/15/80	H	W	8-2
3/15/80	H	W	6-5

ARIZONA STATE (0-3)

Date	Location	Result	Score
2/23/07	A	L	3-11
2/24/07	A	L	2-13
2/25/07	A	L	5-12

ARKANSAS STATE (4-3)

Date	Location	Result	Score
2/19/11	N	W	5-3
2/28/14	H	W	5-0
3/1/14	H	W	3-1
3/2/14	H	L	3-5
2/19/16	H	L	5-14
2/20/16	H	W	5-0
2/20/16	H	L	2-5

AUBURN (10-47)

Date	Location	Result	Score
4/18/79	H	W	5-4 (13)
5/8/79	A	L	2-12
4/24/80	A	W	5-1
5/6/80	H	W	3-2 (10)
4/4/81	H	L	5-6
4/22/81	A	L	3-4
4/27/82	A	L	1-13
4/12/83	H	W	6-5
4/26/83	A	L	6-10
4/24/84	H	W	18-1
5/1/84	A	L	4-7
3/7/85	H	L	11-14 (10)
4/9/85	A	L	8-9
3/12/86	H	L	9-17
3/27/86	A	L	5-11
2/25/87	H	L	2-23
4/29/87	A	L	2-8
5/3/88	A	L	1-4
4/26/89	A	L	1-4
3/7/90	A	L	6-11
3/27/90	H	W	2-1
4/30/91	A	L	5-6 (11)
5/1/91	H	W	5-4
4/29/92	A	L	1-8
4/30/92	H	L	2-5
4/13/93	A	L	1-20

RECORD VS. OPPONENTS

4/21/93	H	L	1-4
4/28/93	A	L	1-5
3/23/94	H	W	9-3
4/26/94	H	L	2-7
5/11/94	A	L	3-9
3/2/95	H	L	6-9
3/22/95	H	L	2-16
4/18/95	A	L	3-10
4/19/95	A	L	5-8
3/20/96	H	L	1-2 (10)
4/30/96	A	W	5-3
3/25/97	H	L	7-9
4/16/97	A	L	8-9
3/24/98	A	L	3-4
4/1/98	H	L	4-8
4/6/99	A	L	5-17
2/9/00	H	L	0-6
2/16/00	A	L	6-11
4/25/01	A	L	3-15
5/1/01	H	L	2-12
3/5/02	H	L	1-13
3/19/02	A	L	2-9
4/15/03	A	L	2-4
3/23/04	H	L	6-13
4/6/04	A	L	2-5
2/20/11	A	L	0-6
5/13/14	A	L	5-6
3/17/15	H	L	4-6
5/17/16	A	L	1-4
3/14/17	A	L	0-4
5/9/17	H	W	8-2

AUSTIN PEAY (12-3)

Date	Location	Result	Score
3/11/79	H	L	4-15
3/11/79	H	W	7-5
3/8/80	H	L	1-7
3/9/80	H	W	4-3
3/9/80	H	L	1-4
3/7/81	H	W	14-1
3/7/81	H	W	2-0
3/8/81	H	W	5-4 (11)
4/28/81	A	W	9-8
3/6/83	H	W	9-4
3/6/83	H	W	5-1
3/16/84	H	W	8-1
3/17/84	H	W	16-3
3/14/90	H	W	6-3
2/28/92	H	W	13-7

BALDWIN WALLACE (1-0)

Date	Location	Result	Score
3/24/80	H	W	7-3

BALL STATE (13-7)

Date	Location	Result	Score
2/22/03	H	W	9-6
2/22/03	H	W	5-2
2/23/03	H	W	8-5
2/25/05	H	L	6-7
2/26/05	H	L	5-7
2/26/05	H	L	10-11
2/17/06	H	W	10-4
2/18/06	H	L	10-11 (13)
2/19/06	H	W	3-0
2/22/08	H	W	8-7
2/23/08	H	W	11-10
2/23/08	H	L	2-3
2/24/08	H	L	8-15
2/26/10	H	L	5-9
2/27/10	H	W	6-0
2/27/10	H	W	10-9 (12)
2/28/10	H	W	6-5
2/24/12	H	W	4-3
2/25/12	H	W	1-0
2/26/12	H	W	7-4

BAYLOR (0-1)

Date	Location	Result	Score
3/8/09	A	L	8-11



RECORD VS. OPPONENTS

BELMONT

(3-0)

Date	Location	Result	Score
2/16/99	A	W	8-4
4/7/99	H	W	11-10 (11)
4/11/00	H	W	23-8
2/20/01	A	W	3-2

BENEDICTINE

(2-1)

Date	Location	Result	Score
4/16/79	H	W	10-5
3/11/80	H	W	6-1
3/10/80	H	L	3-4

BIRMINGHAM SOUTHERN

(20-15)

Date	Location	Result	Score
3/27/79	H	L	0-9
4/30/79	A	W	8-7
3/14/80	N	L	5-7
4/14/80	H	L	1-10
5/4/80	H	W	4-3
4/20/81	H	L	9-10 (12)
4/27/81	A	W	8-2
4/30/81	H	W	3-1
5/4/82	A	W	10-6
3/2/83	H	W	13-11
3/2/84	H	W	12-1
5/5/84	A	W	5-0
5/5/84	A	W	1-0
3/12/85	A	W	10-6
5/4/85	H	W	7-4
5/4/85	H	L	9-13
3/10/86	H	L	5-6
4/3/86	A	L	2-10
3/11/87	H	L	2-3
2/25/88	A	L	2-5
4/24/89	A	W	11-6
5/2/89	H	W	10-1
3/28/90	H	L	5-7
5/2/90	H	W	14-3
5/2/91	H	L	2-4
5/7/02	A	L	5-8
5/8/02	H	W	13-6
2/18/03	H	W	7-2
4/29/03	A	L	4-6
2/24/04	H	W	3-2 (13)
5/4/04	A	W	8-6
3/23/05	A	W	6-3
4/12/05	H	L	0-12
3/7/06	H	W	3-2 (13)
5/2/06	A	L	4-5

BROWN

(2-2)

Date	Location	Result	Score
2/29/08	H	W	4-1
3/1/08	H	L	3-7
3/1/08	H	W	9-6
3/2/08	H	L	5-8

BUTLER

(3-0)

Date	Location	Result	Score
3/14/94	H	W	8-0
3/10/99	H	W	12-0
3/15/05	H	W	12-7

CAL STATE FULLERTON

(0-1)

Date	Location	Result	Score
3/14/10	N	L	2-12

CAMPBELLVILLE

(1-0)

Date	Location	Result	Score
3/16/79	H	W	13-8

CENTENARY

(2-0)

Date	Location	Result	Score
3/23/96	H	W	11-8
3/24/96	H	W	15-5

CENTRAL ARKANSAS

(2-1)

Date	Location	Result	Score
3/2/07	H	W	8-0
3/3/07	H	W	8-0
3/4/07	H	L	2-6

CENTRAL MICHIGAN

(4-2)

Date	Location	Result	Score
2/18/05	H	W	7-2
2/19/05	H	W	6-5
2/19/05	H	W	7-2
2/16/07	H	W	5-4 (11)
2/17/07	H	L	4-5
2/18/07	H	L	3-5

CHARLOTTE

(31-25)

Date	Location	Result	Score
4/8/79	A	L	2-3
4/8/79	A	W	12-7
3/28/81	H	W	7-0
3/28/81	H	W	7-1
4/12/81	A	W	12-3
4/12/81	A	W	4-1
5/9/81	H	L	2-4 (10)
3/27/82	H	W	7-5
3/27/82	H	L	1-5
4/4/82	A	W	5-2
4/4/82	A	W	18-7
5/8/82	N	W	8-1
5/18/89	N	L	12-14
4/26/96	A	L	1-4
4/27/96	A	W	11-0
4/28/96	A	W	7-1
5/16/96	N	L	9-17
3/28/97	H	W	6-4
3/29/97	H	L	5-6
3/30/97	H	L	1-7
3/13/98	A	W	5-2
3/14/98	A	W	12-8
3/15/98	A	W	10-8 (10)
4/23/99	H	L	5-8
4/24/99	H	L	4-7 (10)
4/25/99	H	W	16-3
3/24/00	A	L	2-6
3/25/00	A	L	1-9
3/26/00	A	W	11-4
3/30/01	H	W	13-6
3/31/01	H	L	4-5
4/1/01	H	L	2-5
3/22/01	A	L	3-6
3/23/01	A	L	2-4
3/24/01	A	L	1-11
5/2/03	H	W	8-3
5/3/03	H	L	1-10
5/3/03	H	W	6-5
4/23/04	A	W	7-5
4/24/04	A	W	16-1
4/25/04	A	W	9-8
4/29/05	H	L	7-9
4/30/05	H	W	7-2
5/1/05	H	W	5-2
5/2/14	A	W	6-2
5/3/14	A	W	12-2
5/4/14	A	W	3-1
4/24/15	H	L	0-6
4/25/15	H	L	4-5
4/26/15	H	L	1-3 (12)
5/19/16	A	W	2-1
5/21/16	A	W	11-8
5/21/16	A	L	4-6 (7)
4/28/17	H	W	3-2
4/29/17	H	L	5-17
4/30/17	H	L	0-3 (6)

CHATTANOOGA

(2-1)

Date	Location	Result	Score
4/9/80	A	L	1-5
3/1/81	A	W	12-8
5/1/81	H	W	13-5

CHRISTIAN BROTHERS

(1-0)

Date	Location	Result	Score
3/16/80	H	W	6-2

CINCINNATI

(38-20)

Date	Location	Result	Score
4/11/92	H	W	5-4
4/11/92	H	W	2-0
4/12/92	H	W	11-2
4/25/92	A	W	4-3
4/25/92	A	W	3-1
4/26/92	A	W	4-1 (10)
5/13/92	H	L	1-2
5/14/92	H	W	12-5
5/15/92	H	W	10-5
4/10/93	H	W	9-3
4/10/93	H	W	14-1
4/11/93	H	W	9-4
4/24/93	A	L	8-26
4/24/93	A	W	11-7
4/25/93	A	W	10-5
5/15/93	N	W	7-1
4/9/94	H	W	10-5
4/9/94	H	W	20-1
4/10/94	H	L	1-13
5/14/94	A	W	8-5
5/15/94	A	W	7-6
5/15/94	A	L	5-7
5/20/94	A	W	5-2
5/6/95	H	L	8-10
5/6/95	H	L	4-7
5/7/95	H	L	5-9
5/14/95	A	L	1-2
5/14/95	A	L	2-3
3/29/96	H	W	4-2
3/30/96	H	W	13-1
3/31/96	H	W	12-2
4/25/97	A	W	9-2
4/26/97	A	W	17-9
4/27/97	A	W	14-8
3/27/98	H	W	21-8
3/28/98	H	W	20-8
3/29/98	H	W	12-7
3/19/99	A	W	8-2
3/20/99	A	L	3-9
3/21/99	A	W	11-7
5/18/99	N	L	7-8
5/5/00	H	L	8-10
5/6/00	H	W	3-2
5/7/00	H	W	12-11
5/18/00	N	L	4-9
5/20/00	N	L	8-15
4/13/01	A	L	5-11
4/14/01	A	L	3-14
4/15/01	A	L	8-9 (11)
3/14/03	H	W	5-4
3/15/03	H	L	4-6
3/16/03	H	W	10-3
5/20/04	A	W	14-3
5/21/04	A	W	12-6
5/22/04	A	L	4-7
4/22/05	H	W	5-2
4/23/05	H	W	4-3
4/24/05	H	L	0-1

CLEMSON

(1-2)

Date	Location	Result	Score
2/17/12	A	W	2-1
2/18/12	A	L	1-6
2/18/12	A	L	4-7

CLEVELAND STATE

(3-0)

Date	Location	Result	Score
3/4/11	H	W	10-5
3/4/11	H	W	13-0
3/6/11	H	W	6-5

COASTAL CAROLINA

(2-3)

Date	Location	Result	Score
3/18/92	A	W	5-2
3/19/92	A	L	6-7
3/20/92	A	W	12-7 (12)
3/13/11	A	L	3-5

GENERAL STAFF BLAZERS OPPONENTS 2017 IN REVIEW HISTORY AND RECORDS GREATER BHAM



3/18/12 N L 0-7

CONNECTICUT (2-2)

Date	Location	Result	Score
3/9/02	H	L	3-4
3/9/02	H	L	3-7
3/10/02	H	W	11-9
3/16/12	N	W	15-4

CREIGHTON (3-3)

Date	Location	Result	Score
3/11/16	A	L	1-2
3/12/16	A	L	1-3
3/13/16	A	L	3-4
2/17/17	H	W	3-2
2/18/17	H	W	5-1
2/19/17	H	W	14-1

DARTMOUTH (0-1)

Date	Location	Result	Score
3/17/13	N	L	0-4

DAYTON (12-1)

Date	Location	Result	Score
3/12/94	H	W	6-3
3/12/94	H	W	10-5
3/13/95	H	W	3-1
4/16/94	A	W	15-14
4/16/94	A	W	5-2
4/17/94	A	W	11-7
3/11/95	H	W	16-7
3/11/95	H	W	15-1
3/12/95	H	W	7-3
4/15/95	A	W	13-5
4/15/95	A	W	13-7
4/16/95	A	W	20-5
5/19/95	N	L	2-3

DELTA STATE (0-2)

Date	Location	Result	Score
3/12/81	H	L	2-4
3/14/85	H	L	5-7

EAST CAROLINA (5-29)

Date	Location	Result	Score
3/29/02	H	L	2-3 (10)
3/30/02	H	L	3-13
3/31/02	H	L	3-6
5/9/03	A	L	8-11
5/10/03	A	W	12-8
5/11/03	A	L	9-12
5/13/05	H	L	5-18
5/14/05	H	L	6-8
5/15/05	H	L	5-6
5/12/06	A	L	7-11
5/13/06	A	L	1-13
5/14/06	A	L	2-12
5/17/07	H	W	11-2
5/18/07	H	W	3-2
5/19/07	H	L	2-10
5/2/08	A	L	6-13
5/3/08	A	L	1-17
5/3/08	A	L	7-8
4/3/09	H	L	3-6
4/4/09	H	L	9-15
4/4/09	H	L	9-10
4/16/10	A	L	3-6
4/17/10	A	L	7-12
4/18/10	A	L	5-6 (12)
4/1/11	H	W	4-1
4/2/11	H	W	5-3
4/3/11	H	L	5-8
3/30/12	A	L	6-11
3/31/12	A	L	2-12
4/1/12	A	L	5-6
5/26/12	N	L	3-10
4/19/13	H	L	4-5
4/20/13	H	L	1-4
4/21/13	H	L	5-9

EASTERN ILLINOIS (10-2)

Date	Location	Result	Score
3/26/86	H	W	9-8 (12)
3/24/88	H	W	7-5
2/26/00	H	W	7-3
2/27/00	H	W	2-1
3/9/01	H	L	5-10
3/10/01	H	W	3-1
3/10/01	H	W	9-0
3/11/01	H	W	12-5
2/28/03	H	W	10-4
3/5/10	H	W	9-2
3/6/10	H	L	6-12
3/7/10	H	W	4-3

EASTERN KENTUCKY (3-4)

Date	Location	Result	Score
3/19/90	N	L	3-7
3/20/90	N	L	3-9
3/20/91	H	W	13-7
3/21/91	H	L	1-6
2/26/94	H	L	2-9
2/24/96	H	W	14-6
3/21/96	H	W	8-1

ECKERD (0-1)

Date	Location	Result	Score
3/21/79	A	L	5-8

EVANSVILLE (4-1-1)

Date	Location	Result	Score
3/4/88	H	T	7-7 (10)
3/5/88	H	L	3-5
3/3/89	H	W	5-1
3/5/89	H	W	3-2
3/11/00	H	W	9-1
3/12/00	H	W	5-2

FAMU (4-0)

Date	Location	Result	Score
3/25/81	H	W	4-1
3/26/81	H	W	9-0
3/1/05	H	W	6-5 (11)
3/2/05	H	W	8-3

FAULKNER (9-0)

Date	Location	Result	Score
5/3/83	A	W	9-8
5/9/83	H	W	8-4
5/9/83	H	W	7-4
3/6/84	H	W	7-6 (11)
4/9/84	H	W	12-2
2/28/85	H	W	5-4
4/25/85	A	W	4-2
4/29/86	H	W	9-0 (F)
2/24/87	H	W	12-1

FERRIS STATE (5-0)

Date	Location	Result	Score
3/6/86	H	W	5-2
3/5/87	H	W	13-7
5/8/87	H	W	4-3
3/3/88	H	W	6-3
3/2/89	H	W	6-3

FIU (5-8)

Date	Location	Result	Score
3/28/14	H	W	1-0
3/29/14	H	W	1-0
3/20/14	H	L	0-2
5/8/15	A	W	8-1
5/9/15	A	W	5-3
5/10/15	A	L	1-7
5/24/15	N	L	2-8
5/13/16	H	L	4-5
5/14/16	H	L	0-11
5/15/16	H	L	4-11
3/31/17	A	W	8-5

RECORD VS. OPPONENTS

4/1/17	A	L	6-12
4/2/17	A	L	2-6

FLORIDA (0-2)

Date	Location	Result	Score
3/22/84	A	L	7-17
3/23/87	A	L	7-9

FLORIDA ATLANTIC (5-9)

Date	Location	Result	Score
5/16/14	A	L	1-3
5/16/14	A	L	9-10 (10)
5/17/14	A	W	8-6
5/1/15	H	W	6-0
5/2/15	H	L	4-18
5/3/15	H	L	2-5
5/22/15	N	W	2-1
5/23/15	N	W	10-0 (8)
3/25/16	A	L	3-5
3/25/16	A	L	3-7
3/26/16	A	L	0-5
3/24/17	H	W	6-2
3/24/17	H	L	3-6
3/25/17	H	L	5-9

FLORIDA STATE (0-2)

Date	Location	Result	Score
3/17/88	A	L	4-10
6/1/12	A	L	1-2

FURMAN (3-0)

Date	Location	Result	Score
3/9/07	H	W	8-2
3/10/07	H	W	5-4 (10)
3/11/07	H	W	6-2

GARDNER-WEBB (2-1)

Date	Location	Result	Score
4/20/12	H	W	10-5
4/21/12	H	W	5-1
4/22/12	H	L	1-5

GEORGIA (1-6)

Date	Location	Result	Score
4/12/00	A	L	8-9 (10)
3/1/12	A	L	2-14
3/2/13	A	L	2-6
3/3/13	A	L	2-13
3/3/17	A	W	2-1 (10)
3/4/17	A	L	0-2
3/5/17	A	L	0-1

GEORGIA SOUTHERN (1-0)

Date	Location	Result	Score
3/26/87	H	W	10-6

GEORGIA STATE (10-2)

Date	Location	Result	Score
4/2/80	A	L	0-3
4/2/80	A	W	5-3
4/30/80	H	W	5-1
4/30/80	H	W	7-1
4/18/81	H	W	10-4
4/18/81	H	W	11-2
4/25/81	A	W	9-5
4/25/81	A	W	19-7
4/10/82	A	W	6-1
4/10/82	A	L	10-12
4/6/05	A	W	3-0
3/8/06	H	W	9-8

GEORGIA TECH (1-1)

Date	Location	Result	Score
4/7/79	A	L	2-15
5/5/79	H	W	3-2



RECORD VS. OPPONENTS

GRAMBLING STATE

(1-0)

Date	Location	Result	Score
2/20/87	N	W	7-1

HARVARD

(4-0)

Date	Location	Result	Score
3/13/09	N	W	16-4
3/14/09	N	W	13-0
3/14/09	N	W	13-7
3/15/09	H	W	11-3

HAWAII

(1-5)

Date	Location	Result	Score
3/11/08	A	L	3-4
3/12/08	A	L	1-3
3/20/14	A	L	4-5
3/21/14	A	W	5-0
3/22/14	A	L	2-3 (11)
3/23/14	A	L	2-4

HAWAII-HILO

(2-1)

Date	Location	Result	Score
3/8/08	A	L	2-3 (8)
3/8/08	A	W	8-5
3/9/08	A	W	11-3

HOUSTON

(18-36)

Date	Location	Result	Score
5/2/97	A	W	8-7
5/3/97	A	L	9-12
5/3/97	A	W	13-6
5/17/97	N	W	6-5 (12)
5/17/97	N	L	8-10
4/17/98	H	L	2-4
4/19/98	H	L	6-7
4/19/98	H	L	4-5
5/7/99	A	L	1-9
5/8/99	A	L	2-4
5/9/99	A	L	4-5
3/31/00	A	L	3-16
4/6/01	A	L	0-1 (12)
4/7/01	A	L	0-9
4/8/01	A	L	3-4 (11)
4/4/03	A	L	3-4
4/5/03	A	L	1-2
4/6/03	A	L	2-3
4/2/04	H	L	3-9
4/3/04	H	L	0-8
4/4/04	H	L	2-5
3/25/05	A	L	6-9
3/26/05	A	W	7-4 (10)
3/27/05	A	L	1-8
5/26/05	N	L	5-7
4/28/06	H	L	2-7
4/29/06	H	W	7-4
4/29/06	H	L	4-9
4/6/07	A	W	10-5
4/7/07	A	L	4-10
4/8/07	A	L	3-10
4/18/08	H	W	10-9
4/19/08	H	W	9-4
4/20/08	H	L	4-10
5/23/08	N	W	5-4
5/24/08	N	L	5-10
5/24/08	N	L	1-3
3/20/09	A	L	1-5
3/21/09	A	L	5-6
3/22/09	A	W	10-2
5/20/09	N	W	8-3
5/22/09	N	L	1-4
4/30/10	H	W	11-6
5/1/10	H	L	11-16
5/1/10	H	L	4-7
4/8/11	A	W	10-1
4/9/11	A	W	6-1
4/10/11	A	L	7-8
4/27/12	H	W	11-9
4/28/12	H	W	12-8
4/29/12	H	W	1-0
5/10/13	A	W	8-7
5/11/13	A	L	2-11

5/12/13 A L 4-9

HUNTINGTON

(7-4)

Date	Location	Result	Score
2/28/79	H	W	2-1 (9)
2/28/79	H	W	3-0
3/10/84	A	W	21-6
5/4/84	H	W	8-5
3/6/85	A	W	9-6
5/3/85	H	L	3-9
3/3/86	A	W	11-0
5/1/86	H	L	5-11
3/15/02	H	L	2-3
3/16/02	H	L	1-5
3/17/02	H	W	6-2

ILLINOIS

(0-1)

Date	Location	Result	Score
3/7/97	N	L	4-6

ILLINOIS STATE

(11-12)

Date	Location	Result	Score
3/13/83	H	L	10-17
3/11/84	H	W	4-3
3/8/85	H	W	9-5
3/8/85	H	L	2-8
3/9/85	H	L	5-6
3/9/85	H	L	10-14
3/7/86	H	W	3-2
3/7/86	H	W	7-4
3/8/86	H	W	10-8
3/8/86	H	L	11-12
3/14/87	H	L	4-5
3/14/87	H	L	2-16
3/15/87	H	W	7-2
3/16/87	H	L	2-5
3/12/88	H	L	0-3
3/12/88	H	W	7-6
3/13/88	H	W	7-1
3/9/89	H	W	8-7
3/9/89	H	W	2-1
3/10/89	H	W	7-5
3/8/91	H	L	5-9
3/9/91	H	L	3-5
3/9/91	H	L	5-9

INDIANA

(0-1)

Date	Location	Result	Score
3/16/13	N	L	3-12

INDIANA SOUTHEAST

(1-0)

Date	Location	Result	Score
3/13/81	H	W	6-1

JACKSON STATE

(7-4)

Date	Location	Result	Score
4/6/79	H	L	3-7
4/6/79	H	W	6-4
4/16/80	H	W	2-1
4/16/80	H	W	4-1
4/21/81	H	W	7-6
4/21/81	H	W	3-2
3/2/82	H	L	7-9 (11)
4/20/83	A	W	19-7
4/28/83	H	L	11-12
4/3/85	H	W	19-9
3/17/89	A	L	5-6

JACKSONVILLE

(4-5)

Date	Location	Result	Score
5/10/80	N	W	10-7
3/17/81	A	L	3-8
3/18/81	A	W	20-10
5/14/83	N	W	11-5
5/16/86	N	L	3-5
5/17/89	A	L	0-5
5/17/90	N	L	4-10
5/16/91	A	L	4-6
5/17/91	A	W	5-1

JACKSONVILLE STATE

(28-34)

Date	Location	Result	Score
3/6/79	A	L	2-13
4/7/87	H	W	4-0
4/22/87	A	L	10-11
4/28/88	H	L	3-5 (11)
2/26/91	H	L	0-4
3/4/92	H	W	6-5 (11)
4/15/93	H	W	7-4
3/22/94	H	L	2-3
3/1/95	H	W	10-5
3/13/96	A	L	2-6
4/9/96	A	W	21-6
3/18/97	A	L	0-7
3/26/97	A	L	2-6
4/15/97	H	L	2-12
2/25/98	H	W	12-9
3/31/98	A	W	8-4
4/28/98	H	L	7-8
2/13/99	H	W	5-1
3/7/00	H	W	20-9
3/27/01	H	W	5-1
4/17/01	A	W	17-4
2/12/02	H	L	1-7
2/19/02	A	L	2-7
3/18/03	A	L	4-6
3/16/04	H	W	8-6
5/11/04	A	L	2-3
5/10/05	A	W	8-3
5/11/05	H	L	1-5
3/28/06	A	L	1-5
4/11/06	H	L	4-5
4/17/07	A	L	5-14
4/18/07	H	W	15-5
3/4/08	A	L	5-6
5/6/08	A	L	9-11
5/7/08	H	W	17-3
5/7/08	H	L	8-17
2/24/09	A	W	10-4
3/3/09	H	L	6-7
5/5/09	A	L	2-8
5/6/09	H	W	8-5
4/27/10	A	W	7-5
4/28/10	H	L	5-7
5/11/10	H	L	6-7
5/12/10	A	W	9-7
3/1/11	H	W	6-1
4/5/11	A	L	10-13
5/10/11	A	W	14-12
5/11/11	H	W	4-2
2/28/12	A	W	14-8
2/29/12	H	W	5-4
3/21/12	A	L	3-4
5/9/12	H	W	4-1
2/19/13	A	L	0-7
2/20/13	H	L	4-7
4/3/13	H	W	8-2
4/10/13	A	L	2-8
3/11/14	H	L	5-9 (10)
3/12/14	A	W	14-9
4/8/15	H	W	7-6
5/12/15	A	L	7-8 (10)
4/5/16	A	L	10-11
4/4/17	A	L	6-12

KENNESAW STATE

(8-11)

Date	Location	Result	Score
3/29/06	A	L	6-8
3/16/07	A	L	10-3
3/17/07	A	L	3-4
3/18/07	A	L	4-7
4/23/07	H	L	4-6
4/15/08	A	L	2-3
4/16/08	H	W	11-4
3/3/10	H	W	10-2
3/23/10	A	W	4-1
2/22/11	A	L	1-3
4/12/11	H	W	5-2
3/12/12	A	L	3-7
4/24/12	H	L	3-8
3/6/15	A	L	4-8
3/7/15	A	L	3-6
3/8/15	A	W	8-5
3/4/16	H	L	6-10
3/5/16	H	W	4-3
3/6/16	H	W	2-1 (11)

GENERAL

STAFF

BLAZERS

OPPONENTS

2017 IN REVIEW HISTORY AND RECORDS GREATER BHAM



KENT STATE (2-1)

Date	Location	Result	Score
3/10/96	N	W	7-0
3/8/97	N	W	9-2
3/12/11	N	L	1-7

KENTUCKY (3-4)

Date	Location	Result	Score
3/1/91	H	L	5-9
2/26/93	H	W	3-1
2/27/93	H	L	1-8
2/27/94	H	L	4-7
2/25/00	H	L	3-4
2/17/02	H	W	3-1
3/2/03	H	W	3-2 (10)

KENTUCKY STATE (1-1)

Date	Location	Result	Score
3/17/79	H	W	1-0
3/17/79	H	L	2-5

LATECH (12-11)

Date	Location	Result	Score
3/26/88	H	W	6-2
3/26/88	H	L	1-2
3/18/89	A	L	3-6
3/19/89	A	L	0-2
3/3/93	H	W	6-3
3/4/93	H	W	3-0
3/4/95	A	W	3-0
3/5/95	A	L	5-8
3/31/06	A	L	1-3
4/1/06	A	L	8-11
4/2/06	A	L	2-6
4/4/14	A	W	8-1
4/5/14	A	W	4-2
4/5/14	A	W	7-4
4/17/15	A	W	18-9
4/18/15	A	L	2-7
4/19/15	A	W	4-2
3/18/16	H	W	7-0
3/19/16	H	W	10-8
3/20/16	H	L	4-5
4/21/17	A	W	14-9
4/22/17	A	L	2-10
4/23/17	A	L	4-7

LINCOLN MEMORIAL (1-0)

Date	Location	Result	Score
3/31/92	H	W	10-7

LIPSCOMB (2-1)

Date	Location	Result	Score
2/23/01	H	L	0-6
2/24/01	H	W	17-5
2/25/01	H	W	4-3

LOUISVILLE (11-19)

Date	Location	Result	Score
4/5/96	H	W	9-2
4/6/96	H	L	6-8
4/7/96	H	W	12-6
4/18/97	H	L	3-10
4/19/97	H	W	12-1
4/20/97	H	W	9-5
4/3/98	A	W	15-9
4/4/98	A	L	5-12
4/5/98	A	L	9-10
5/13/98	N	L	8-9
5/14/98	N	W	4-1
5/15/98	N	L	6-11
5/14/99	H	L	7-9
5/15/99	H	L	7-16
5/16/99	H	L	3-9
4/28/00	A	L	3-8
4/29/00	A	W	15-2
4/30/00	A	W	7-6 (10)
5/4/01	H	W	7-0
5/5/01	H	L	3-5
5/6/01	H	L	0-10

5/10/02	A	L	3-5
5/11/02	A	L	3-12
5/12/02	A	L	1-7
3/19/04	H	W	16-4
3/20/04	H	L	5-7 (10)
3/21/04	H	L	2-3
5/19/05	A	L	4-5
5/20/05	A	W	5-4
5/21/05	A	L	2-5

LSU (2-5)

Date	Location	Result	Score
3/17/82	A	W	14-8
3/4/94	A	L	5-11
3/5/94	A	L	5-6
3/6/94	A	L	6-17
3/4/05	A	L	6-12
3/5/05	A	L	3-7
3/6/05	A	W	4-3

MARSHALL (22-18)

Date	Location	Result	Score
3/1/03	H	W	12-1
2/27/04	H	W	7-1
2/28/04	H	W	4-3
2/29/04	H	L	5-13
4/14/06	H	L	8-22
4/15/06	H	L	2-9
4/16/06	H	L	3-10
5/11/07	A	W	10-4
5/12/07	A	W	14-5
5/13/07	A	W	12-1 (8)
4/25/08	H	W	15-3
4/26/08	H	L	9-10
4/27/08	H	L	6-10
4/10/09	A	W	6-4
4/11/09	A	L	4-6
4/12/09	A	W	13-6
4/9/10	H	L	3-7
4/10/10	H	W	12-4
4/11/10	H	L	4-14 (7)
3/25/11	A	W	3-2
3/26/11	A	L	2-3
3/27/11	A	W	2-1 (4)
3/23/12	H	L	4-7
3/24/12	H	W	5-1
3/25/12	H	W	5-1
3/29/13	A	W	10-6
3/30/13	A	L	1-3
3/31/13	A	W	12-4
4/25/14	H	W	10-2
4/26/14	H	W	3-2 (10)
4/27/14	H	W	5-2
3/20/15	H	W	5-2
3/21/15	H	L	6-7 (11)
3/21/15	H	W	2-1
5/6/16	A	L	1-5
5/7/16	A	L	3-4 (11)
5/8/16	A	L	5-9
4/7/17	H	W	4-3
4/8/17	H	L	1-2 (10)
4/9/17	H	L	4-6

MEMPHIS (42-45)

Date	Location	Result	Score
4/4/92	A	W	5-1
4/4/92	A	W	10-1
4/5/92	A	L	3-6
5/9/92	H	W	5-4
5/9/92	H	W	5-3
5/10/92	H	W	14-4
4/3/93	A	W	10-7
4/3/93	A	L	0-2
4/4/93	A	L	3-4
5/8/93	H	L	4-11
5/8/93	H	L	5-10
5/9/93	H	W	6-4
5/16/93	A	W	6-2
5/16/93	A	L	3-4
4/2/94	H	L	7-14
4/2/94	H	L	6-14
4/3/94	H	L	0-2
5/7/94	A	W	7-30
5/7/94	A	L	5-6
5/21/94	N	W	8-1

RECORD VS. OPPONENTS

5/22/94	N	L	5-8
5/22/94	N	W	14-5
3/25/95	A	W	3-2
3/25/95	A	L	1-4
3/26/95	A	L	0-18
4/1/95	H	L	2-8
4/1/95	H	W	5-1
4/2/95	H	W	10-1
5/19/95	N	L	0-5
5/3/96	A	W	12-8
5/4/96	A	W	8-4
5/5/96	A	L	6-7
3/21/97	H	W	2-0
3/22/97	H	W	3-2
3/23/97	H	W	3-1
5/1/98	A	W	4-3 (10)
5/2/98	A	L	6-9
5/3/98	A	W	7-1
4/16/99	H	W	8-7
4/17/99	H	L	3-5
4/18/99	H	W	13-9
4/7/00	A	L	7-10
4/8/00	A	L	1-6
4/9/00	A	L	6-9
4/20/01	H	L	1-2
4/21/01	H	W	2-0
4/22/01	H	W	4-2
4/19/02	A	W	9-8 (15)
4/20/02	A	L	10-15
4/21/02	A	W	12-2
3/28/03	H	W	4-3 (11)
3/29/03	H	W	7-4
3/30/03	H	W	2-1
4/9/04	A	L	0-9
4/10/04	A	L	3-5
4/11/04	A	L	3-7
5/27/04	N	W	7-6
4/8/05	H	W	6-3
4/9/05	H	W	6-3
4/10/05	H	W	17-12
5/5/06	A	L	4-9
5/6/06	A	W	6-2
5/6/06	A	W	9-4
5/25/06	N	L	2-13
4/13/07	H	L	6-7
4/14/07	H	L	7-8
4/15/07	H	L	4-9
3/21/08	A	L	5-10
3/22/08	A	L	2-5
3/23/08	A	L	6-7
5/1/09	H	W	9-8
5/2/09	H	W	9-7
5/7/10	H	L	2-9
5/8/10	H	W	8-3
5/9/10	H	W	11-9
4/16/11	H	L	4-6 (13)
4/16/11	H	L	3-4 (10)
4/17/11	H	L	1-6
5/27/11	N	L	4-5
5/4/12	A	L	1-8
5/5/12	A	L	2-6
5/6/12	A	L	6-8
5/27/12	N	W	5-0
4/12/13	H	L	3-6
4/13/13	H	L	1-7
4/14/13	H	W	9-8
5/23/13	N	L	5-6

MERCER (2-1)

Date	Location	Result	Score
3/3/06	H	L	0-3 (10)
3/4/06	H	W	5-2
3/5/06	H	W	8-1

MICHIGAN (1-1)

Date	Location	Result	Score
2/24/06	N	W	5-4
3/17/12	N	L	1-3

MICHIGAN STATE (0-1)

Date	Location	Result	Score
3/18/94	H	L	8-13



RECORD VS. OPPONENTS

MIDDLE TENNESSEE

(39-34)

Date	Location	Result	Score
3/26/80	A	W	6-3 (8)
3/26/80	A	L	0-8
4/23/80	H	W	8-2
4/23/80	H	W	5-1
3/15/81	A	L	0-5
3/18/86	H	W	10-5
3/18/86	H	W	6-0
5/2/86	A	L	1-10
5/2/86	A	W	12-3
3/1/88	A	W	3-2
3/1/88	A	W	14-5
3/19/88	H	W	4-3
3/22/88	H	W	17-13
3/11/89	H	W	8-4
3/12/89	H	L	4-7
4/20/89	A	W	8-4 (11)
4/21/89	A	L	5-10
3/9/90	A	L	1-6
3/10/90	A	L	6-9
3/16/90	H	W	2-1
3/17/90	H	L	1-3
2/23/91	H	L	4-6
2/24/91	H	L	6-10
4/23/91	A	W	9-3
2/22/92	H	W	3-2
2/23/92	H	L	4-6
2/29/92	H	L	2-4
3/26/92	A	L	0-1
3/26/92	A	L	1-4
3/9/93	H	W	15-14
3/10/93	H	W	10-6
3/30/93	A	W	8-7
3/31/93	A	L	6-7
3/8/94	H	L	3-13
5/3/94	A	L	4-10
2/24/95	H	W	6-4
3/18/95	H	L	6-9
3/19/95	H	L	5-6
3/20/95	H	L	4-10
5/2/95	A	W	4-2
5/3/95	A	W	4-3
3/26/96	A	W	12-2
3/27/96	A	W	17-6
4/23/96	H	W	4-3
4/24/96	H	L	4-6
3/11/97	H	W	1-0
3/12/97	H	L	12-13 (10)
5/6/97	A	L	4-9
5/7/97	A	W	16-8
3/3/98	H	W	15-7
4/4/98	H	W	15-13
5/5/98	A	W	16-4
3/23/99	A	W	10-7
3/24/99	A	W	13-1
5/4/99	H	L	7-8
5/5/99	H	W	21-11
3/21/00	H	W	5-3
3/22/00	H	W	6-4
3/28/00	A	L	2-4
3/29/00	A	L	2-6
3/21/01	A	L	0-3
3/7/14	H	L	3-4
3/8/14	H	W	6-4
3/9/14	H	W	2-0
3/14/15	A	L	0-8
3/15/15	A	L	0-3 (7)
3/15/15	A	L	2-3 (7)
4/23/16	H	W	10-1
4/23/16	H	W	5-2
4/24/16	H	W	8-0
4/13/17	A	L	10-11
4/14/17	A	L	3-18 (7)
4/15/17	A	L	3-13 (8)

MILLSAPS

(7-0)

Date	Location	Result	Score
4/15/92	H	W	11-3
4/15/92	H	W	20-2
4/9/93	H	W	7-4
4/20/95	H	W	15-1
5/10/95	H	W	5-1
5/10/95	H	W	7-4
4/18/96	H	W	8-7

MILWAUKEE

(1-0)

Date	Location	Result	Score
3/14/99	H	L	7-11
3/14/99	H	W	4-3

MINNESOTA

(1-0)

Date	Location	Result	Score
2/20/99	N	W	13-6

MISSISSIPPI STATE

(10-33)

Date	Location	Result	Score
3/10/82	H	W	10-2
3/11/82	H	W	17-16
4/18/83	A	L	8-11
4/4/84	H	L	4-8 (10)
4/20/88	A	L	2-5
4/21/88	A	L	4-9
3/13/92	H	L	1-8
3/14/92	H	L	0-5
3/6/93	A	W	6-4
3/7/93	A	L	7-19
3/19/94	A	W	6-3
3/20/94	A	W	7-3
3/7/95	A	L	4-13
4/2/96	H	L	5-10
4/3/96	H	L	1-7
4/1/97	H	W	5-3
4/2/97	H	W	15-3
4/14/98	A	L	1-10
4/15/98	A	L	5-8
4/20/99	H	L	1-15
4/21/99	H	W	8-6
2/19/00	N	L	1-17
4/4/00	A	L	6-9
5/10/00	H	L	7-18
4/3/01	A	W	4-2
5/9/01	H	L	5-6
2/22/02	A	L	2-4
4/22/02	A	L	3-8
5/14/02	H	L	1-6
3/4/03	H	L	5-14
4/1/03	A	L	4-13
3/30/04	A	L	5-6
4/27/04	H	L	2-12
3/14/06	H	L	4-20
3/21/06	A	L	3-10
3/6/07	A	L	10-12
2/26/08	A	L	2-9
3/18/08	H	L	10-24
3/18/09	A	L	4-8
4/7/09	H	L	0-10
2/23/10	A	L	5-6
4/12/11	H	W	6-4
6/2/12	N	L	1-8

MISSISSIPPI VALLEY STATE

(4-0)

Date	Location	Result	Score
2/16/02	H	W	11-3
2/14/03	H	W	9-1
2/15/03	H	W	18-5
2/16/03	H	W	12-1

MONTEVALLO

(9-10)

Date	Location	Result	Score
3/5/79	H	L	4-9
3/5/79	H	L	2-5
4/1/79	A	L	1-3
4/1/79	A	L	2-7
3/3/81	H	L	2-11
3/14/81	A	W	6-1
4/15/82	A	W	3-1
3/8/83	H	L	13-14
5/7/83	A	L	5-6
3/4/87	H	W	7-1
4/24/87	A	W	6-5
2/24/88	A	W	12-9
4/14/88	H	W	3-1
2/27/89	A	W	8-4
3/15/89	H	W	7-6
2/21/90	H	W	12-5
4/3/90	N	L	7-8
3/6/91	A	L	5-10
4/18/91	H	L	4-6

MURRAY STATE

(4-2)

Date	Location	Result	Score
2/25/95	H	L	4-5
2/23/96	H	L	6-8
2/21/97	H	W	9-7
2/20/04	H	W	15-8
2/21/04	H	W	10-5
2/22/04	H	W	6-5 (12)

NEW ORLEANS

(0-1)

Date	Location	Result	Score
3/20/82	A	L	2-8

NICHOLLS STATE

(2-3)

Date	Location	Result	Score
3/18/82	A	W	5-4
3/18/82	A	L	1-2
3/27/88	H	L	2-8
3/20/89	A	W	5-3
2/15/02	H	L	3-6

NORTH ALABAMA

(2-2)

Date	Location	Result	Score
3/8/79	A	W	1-0
3/8/79	A	L	4-7
3/5/85	H	L	4-6
4/16/85	A	W	15-10

NORTH CAROLINA A&T

(1-2)

Date	Location	Result	Score
3/17/06	H	L	2-6
3/18/06	H	L	5-6
3/18/06	H	W	12-1

NORTHERN ILLINOIS

(1-0)

Date	Location	Result	Score
3/12/92	H	W	9-5

NORTHERN KENTUCKY

(2-0)

Date	Location	Result	Score
3/12/83	H	W	11-1
3/12/83	H	W	15-1

NOTRE DAME

(0-1)

Date	Location	Result	Score
3/12/11	N	L	0-3

OAKLAND

(3-0)

Date	Location	Result	Score
3/1/02	H	W	4-3
3/1/02	H	W	18-11
3/2/02	H	W	15-9

OHIO

(2-1)

Date	Location	Result	Score
2/26/16	H	W	15-6
2/27/16	H	W	7-2
2/28/16	H	L	1-2

OHIO STATE

(8-7)

Date	Location	Result	Score
3/18/84	H	L	9-10
3/19/84	H	W	11-3
3/26/85	H	W	10-5
3/27/85	H	W	6-3
3/7/92	H	W	2-1
3/7/92	H	L	1-7
3/8/92	H	W	11-10
3/8/96	N	L	3-6
2/22/02	N	L	0-2
2/23/02	N	L	3-4 (10)
2/28/15	H	W	3-2
2/28/15	H	W	8-1

GENERAL

STAFF

BLAZERS

OPPONENTS

2017 IN REVIEW HISTORY AND RECORDS GREATER BHAM



3/1/15	H	L	3-4
5/3/16	A	W	6-3
5/4/16	A	L	3-12

OKLAHOMA STATE (0-1)

Date	Location	Result	Score
5/26/91	N	L	7-8 (10)

OLD DOMINION (8-9)

Date	Location	Result	Score
5/13/83	A	L	2-7
5/15/86	N	L	5-6
5/16/90	N	L	7-9
5/15/91	N	W	13-0
5/16/91	N	W	3-2
3/14/14	A	W	4-2
3/15/14	A	W	8-6
3/16/14	A	L	1-4
5/14/15	H	W	7-4
5/15/15	H	W	6-3
5/16/15	H	L	0-11 (7)
4/29/16	A	L	3-6
4/30/16	A	L	4-7
4/30/16	A	W	6-4
5/6/17	H	L	3-11
5/6/17	H	W	8-4
5/7/17	H	L	3-8

OLE MISS (10-13)

Date	Location	Result	Score
3/10/81	H	L	3-8
4/15/81	A	W	4-2
4/25/84	A	L	8-9 (10)
4/18/85	H	W	8-2
3/11/86	H	L	11-16
4/23/86	A	L	1-2 (13)
4/9/87	A	L	3-13
4/21/87	H	W	8-7
3/29/88	H	W	12-3
4/26/88	A	L	4-8
4/6/89	A	L	3-5
4/11/89	H	W	7-5
4/17/90	A	L	8-9
3/26/91	H	L	11-12
4/16/91	A	W	3-2
4/13/94	A	W	9-4
3/12/96	H	L	1-11
2/24/98	A	L	8-9
3/2/99	H	W	20-15
3/24/15	A	W	6-1 (7)
3/24/15	A	W	3-1 (7)
3/15/16	H	L	1-8
3/16/16	H	L	1-5

PENN STATE (3-1)

Date	Location	Result	Score
3/9/95	H	W	3-1
3/9/12	H	W	9-3
3/10/12	H	W	3-2
3/11/12	H	L	4-5

PRESBYTERIAN (2-3)

Date	Location	Result	Score
4/5/08	H	L	2-7
4/6/08	H	W	3-2
4/6/08	H	W	3-1
2/28/09	H	L	3-5
2/28/09	H	L	3-16

PURDUE (2-3)

Date	Location	Result	Score
3/12/04	H	L	6-7
3/13/04	H	L	2-4
3/14/04	H	W	13-4
3/13/07	H	W	15-8
3/14/07	H	L	4-14

RADFORD (4-1)

Date	Location	Result	Score
2/23/90	H	W	1-0
2/23/90	H	W	11-1
2/20/09	H	W	8-7
2/21/09	H	W	11-5
2/22/09	H	L	3-4

RICE (13-28)

Date	Location	Result	Score
4/7/06	A	L	1-2
4/8/06	A	L	7-8
4/9/06	A	L	3-7
5/24/06	A	L	3-9
4/27/07	H	L	2-8
4/28/07	H	L	1-7
4/29/07	H	L	3-6
4/11/08	A	L	11-13
4/12/08	A	L	4-11
4/13/08	A	L	8-12 (10)
5/21/08	N	W	5-4
5/14/09	H	W	7-5
5/15/09	H	L	6-10
5/16/09	H	W	15-12
5/21/09	N	L	1-8
5/20/10	A	L	2-5
5/21/10	A	L	2-9
5/22/10	A	W	8-5
4/22/11	H	L	5-9
4/23/11	H	W	7-2
4/23/11	H	W	8-7
5/25/11	N	W	9-8
5/11/12	A	L	2-12
5/12/12	A	L	6-8
5/13/12	A	W	6-5
5/3/13	H	W	10-9
5/4/13	H	L	4-5
5/5/13	H	L	3-7
5/22/13	N	L	1-3
4/18/14	A	L	0-2
4/19/14	A	L	3-5 (11)
4/20/14	A	L	3-5
4/10/15	H	W	4-0
4/11/15	H	W	14-4
4/12/15	H	L	5-13
4/8/16	A	L	3-7
4/9/16	A	W	6-2
4/10/16	A	L	0-3
5/18/17	H	L	4-12
5/19/17	H	L	17-26
5/20/17	H	W	9-4 (8)

RIDER (3-1)

Date	Location	Result	Score
3/28/88	H	L	3-6
3/10/06	H	W	13-1
3/11/06	H	W	12-6
3/12/06	H	W	11-7

RUTGERS (1-0)

Date	Location	Result	Score
5/25/91	N	W	10-9

SAGINAW VALLEY STATE (3-2)

Date	Location	Result	Score
3/3/85	H	W	11-0
3/3/85	H	W	14-4
3/2/86	H	W	15-5
3/2/86	H	L	4-8
3/7/89	H	L	8-9

SAINT JOSEPH'S (2-0)

Date	Location	Result	Score
3/5/13	H	W	11-3
3/6/13	H	W	2-1

SAINT LOUIS (45-13)

Date	Location	Result	Score
3/12/79	H	L	5-8
3/13/79	H	W	4-3

RECORD VS. OPPONENTS

4/18/92	H	W	7-6 (10)
4/18/92	H	W	6-4
4/19/92	H	W	11-10
5/2/92	A	W	7-4
5/2/92	A	W	14-5
5/3/92	A	W	8-3
5/13/92	H	W	1-0
5/14/92	H	W	8-1
4/17/93	H	W	8-0
4/17/93	H	W	6-3
4/18/93	H	W	7-6
5/1/93	A	L	7-8
5/1/93	A	W	7-3
5/2/93	A	W	1-0
5/14/93	N	L	5-11
5/15/93	N	W	7-4
3/26/94	A	W	10-2
3/26/94	A	W	5-0
4/30/94	H	W	8-1
4/30/94	H	W	8-7 (10)
5/1/94	H	W	4-2
4/8/95	H	W	16-1
4/8/95	H	W	10-7
4/9/95	H	W	10-9 (10)
4/29/95	A	L	9-10
4/29/95	A	W	14-4
3/15/96	A	W	19-10
3/16/96	A	W	12-3
3/17/96	A	L	6-7
5/9/97	H	W	6-4
5/10/97	H	W	5-4 (10)
5/11/97	H	W	11-6
5/15/97	N	W	6-2
4/10/98	A	L	8-10
4/11/98	A	L	1-3
4/12/98	A	W	15-4
3/26/99	H	W	7-2
3/27/99	H	W	16-15
3/28/99	H	L	1-12
5/12/00	A	W	9-8
5/13/00	A	L	4-5
5/14/00	A	W	7-2
3/16/01	H	W	4-3
3/17/01	H	L	0-3
3/18/01	H	W	4-3
4/5/02	A	L	2-16
4/6/02	A	W	8-3
4/6/02	A	L	1-4
5/15/03	H	W	9-0
5/16/03	H	W	12-4
5/17/03	H	W	12-4
3/27/04	A	L	6-8
3/27/04	A	W	6-5
3/18/05	H	W	12-2
3/19/05	H	W	3-2
3/20/05	H	W	2-1

SAMFORD (56-28)

Date	Location	Result	Score
3/28/83	A	W	16-9
3/28/83	A	W	14-0
4/13/83	A	W	18-1
4/13/83	A	W	13-3
3/8/84	A	W	13-3
3/8/84	A	W	16-5
4/11/84	H	W	9-5
4/11/84	H	W	8-1
3/2/85	A	L	5-7
3/2/85	A	L	5-8
2/26/86	A	W	14-3
4/30/86	H	W	2-0
4/1/87	A	W	11-8
4/27/87	H	W	3-1
2/22/88	H	W	6-4
3/7/88	A	W	2-1
4/4/88	A	W	4-2
4/6/88	H	W	8-7
2/28/89	H	W	4-2
4/5/89	A	W	5-3
4/5/89	A	W	0-6
4/25/89	H	W	9-2
2/19/90	H	W	4-3
2/27/90	A	W	13-1
4/11/90	A	W	12-4
5/1/90	H	L	0-6
2/28/91	A	W	14-5
3/22/91	H	W	17-0
4/10/91	H	W	7-5



RECORD VS. OPPONENTS

4/24/91	A	L	4-8
2/20/92	H	W	8-3
4/1/92	A	W	16-7
4/9/92	A	W	10-6
4/14/92	H	W	4-3
2/17/93	A	W	4-3
4/20/93	H	W	6-4
4/22/94	A	W	8-7
4/23/94	H	W	14-1
4/23/94	H	W	5-1
4/24/95	A	W	13-3
4/25/95	A	W	7-3
4/16/96	A	W	10-4
5/1/96	H	W	4-3
5/7/96	H	W	6-1
2/19/97	H	W	11-9
4/8/97	H	L	4-5 (11)
4/23/97	A	W	10-8
4/7/98	H	W	23-4
4/21/98	A	L	8-13
3/30/99	H	L	4-7
4/25/00	A	L	8-9
5/2/00	H	W	10-4
5/2/01	A	W	4-2
5/8/01	H	W	4-3 (11)
3/26/02	H	L	3-8
4/2/02	A	L	2-6
2/27/03	H	W	2-1
5/13/03	A	L	4-7
3/9/04	H	L	5-13 (10)
5/18/04	A	W	16-4
3/20/05	H	W	14-4
4/20/05	A	L	7-10
3/1/06	A	W	10-5
3/27/07	H	L	11-12
3/28/07	A	L	4-5
4/9/08	H	W	10-6
3/23/08	A	W	16-8
3/31/09	H	W	17-7
4/1/09	A	W	9-2
4/20/10	H	L	1-8
4/21/10	A	L	10-11
3/15/11	A	L	4-5
3/16/11	H	L	2-9
4/18/12	H	L	0-11
4/25/12	H	L	2-9
4/9/13	A	L	4-11
4/30/13	H	L	3-4
2/26/14	A	L	5-13
5/7/14	H	W	4-3 (13)
4/29/15	A	L	2-4
3/1/16	A	L	2-13 (7)
5/10/16	H	L	1-3
3/28/17	H	L	1-5
5/2/17	A	W	9-3

SAN DIEGO STATE

(0-2)

Date	Location	Result	Score
3/11/10	A	L	7-8
3/12/10	A	L	2-5

SAN FRANCISCO

(0-1)

Date	Location	Result	Score
3/13/10	N	L	8-14

SAVANNAH STATE

(8-1)

Date	Location	Result	Score
3/27/09	H	W	11-5
3/28/09	H	W	20-2
3/29/09	H	W	8-3
4/5/13	H	W	12-3
4/6/13	H	L	1-5
4/7/13	H	W	7-1
2/20/15	H	W	2-1
2/21/15	H	W	20-0 (7)
2/22/15	H	W	7-6

SHORTER

(3-0)

Date	Location	Result	Score
2/19/92	H	W	5-3
2/19/93	H	W	10-3
2/27/96	H	W	7-1

SIENA HEIGHTS

(1-0)

Date	Location	Result	Score
2/23/93	H	W	8-3

SOUTH ALABAMA

(32-52)

Date	Location	Result	Score
4/21/79	H	W	8-7
4/21/79	H	L	2-15
5/12/79	A	L	4-6
5/12/79	A	L	2-19
4/19/80	A	L	1-8
4/19/80	A	W	4-3
4/20/80	A	W	7-0
5/18/80	H	L	0-6
5/18/80	H	L	3-5
5/2/81	H	W	3-1
5/2/81	H	L	4-8
5/3/81	H	L	4-5
5/8/81	H	L	7-8 (14)
5/16/81	A	W	4-0
5/16/81	A	L	3-4 (19)
5/17/81	A	W	10-2
3/31/82	H	L	2-16
4/1/82	H	L	2-9
4/1/82	H	L	10-15
5/1/82	A	L	0-5
5/1/82	A	L	1-2
5/2/82	A	L	4-6
5/7/82	N	L	0-6
5/8/82	N	L	2-4
3/30/83	H	L	3-5
3/30/83	H	W	7-2
3/31/83	H	W	6-5
4/30/83	A	L	3-7
4/30/83	A	W	7-5
5/1/83	A	W	9-8
5/15/83	N	L	5-9
3/31/84	H	L	1-4
3/31/84	H	W	9-4
4/1/84	H	L	2-3
4/28/84	A	W	7-5
4/28/84	A	L	3-10
4/29/84	A	W	4-3
3/30/85	H	W	5-4 (11)
3/30/85	H	W	6-5 (8)
3/31/85	H	L	2-3
4/27/85	A	W	9-3
4/27/85	A	W	10-9
4/28/85	A	L	5-10
4/5/86	H	L	4-9
4/5/86	H	L	3-8
4/6/86	H	W	9-7
4/26/86	A	L	2-3
4/26/86	A	L	6-7
4/27/86	A	W	6-2
4/4/87	A	L	2-11
4/4/87	A	W	5-4
4/5/87	A	L	6-7
5/2/87	H	W	2-1
5/2/87	H	L	1-3
5/3/87	H	L	9-10
4/16/88	H	W	4-3
4/16/88	H	L	0-2 (13)
4/17/88	H	L	4-5
5/7/88	A	L	6-15
5/7/88	A	W	5-2
5/8/88	A	L	0-6
4/29/89	A	L	1-5
4/29/89	A	L	5-6 (12)
4/30/89	A	L	6-8
5/6/89	H	L	0-1
5/6/89	H	W	2-1 (8)
5/7/89	H	W	5-4 (13)
4/28/90	H	W	5-4
4/28/90	H	L	2-3 (14)
4/29/90	H	L	2-8
5/5/90	A	L	2-3 (8)
5/5/90	A	L	0-1
5/6/90	A	L	1-5
3/30/91	A	L	8-12

3/30/91	A	L	0-8
3/31/91	A	W	8-6
4/27/91	H	L	4-15
5/17/91	N	W	4-3
2/21/99	A	L	5-10
2/20/00	A	L	4-5 (12)
3/14/00	A	W	10-3
5/9/00	H	W	5-3
2/25/06	N	W	3-2
3/7/09	N	W	13-8

SOUTHEASTERN LA.

(1-1)

Date	Location	Result	Score
3/19/82	A	L	3-4
3/9/97	N	W	11-6

SOUTHERN ILLINOIS

(3-3)

Date	Location	Result	Score
2/16/01	H	L	11-7
2/17/01	H	L	7-8 (15)
2/19/01	H	L	1-6
2/15/13	H	L	4-5
2/16/13	H	W	1-0
2/17/13	H	W	3-1

SOUTHERN MISS

(37-67)

Date	Location	Result	Score
3/22/80	A	W	6-4
3/2/81	H	W	8-3
3/2/81	H	W	7-3
3/22/82	A	W	4-0
3/15/83	H	L	4-8
5/10/88	A	L	5-6
5/11/88	A	W	6-2
5/9/89	H	L	0-3
5/10/89	H	L	2-5
5/8/90	A	W	10-3
5/9/90	A	L	0-1
3/12/91	H	L	5-7
3/13/91	H	W	7-2
5/7/91	A	L	3-8
5/8/91	A	L	2-5
4/7/92	H	L	3-7
4/8/92	H	W	8-4
5/5/92	A	L	4-14
5/6/92	A	L	4-7
3/23/93	H	W	6-4
3/24/93	H	L	5-10
5/4/93	A	L	2-7
5/5/93	A	L	4-9
3/29/94	A	L	4-8
3/30/94	A	L	1-3
4/5/94	H	L	1-3
4/6/94	H	W	9-2
3/28/95	H	W	8-7
3/29/95	H	W	13-6
4/4/95	A	W	8-6
4/5/95	A	W	5-2
4/12/96	H	W	16-3
4/13/96	H	W	7-5
4/14/96	H	L	5-10
4/11/97	A	L	2-3 (10)
4/12/97	A	L	3-8
4/13/97	A	L	8-9
3/20/98	H	W	7-6 (10)
3/21/98	H	W	8-7 (10)
3/22/98	H	L	3-6
4/9/99	A	L	8-9 (11)
4/10/99	A	L	6-12
4/11/99	A	L	1-2 (10)
4/21/00	H	L	1-12
4/22/00	H	L	0-3
4/23/00	H	W	10-7
5/19/00	N	W	10-6
3/7/01	H	W	3-2
5/11/01	A	L	1-5
5/12/01	A	L	1-12
5/13/01	A	L	6-8
4/26/02	H	L	4-5
4/27/02	H	L	6-7
4/28/02	H	W	5-4
4/25/03	A	L	3-6
4/26/03	A	L	3-6
4/27/03	A	L	1-2
5/1/04	H	W	14-5

GENERAL

STAFF

BLAZERS

OPPONENTS

2017 IN REVIEW HISTORY AND RECORDS GREATER BHAM



5/1/04	H	L	6-7
5/2/04	H	L	2-6
5/29/04	N	L	10-16
5/29/04	N	L	7-9
5/6/05	A	L	3-4
5/7/05	A	W	8-6
5/8/05	A	L	7-8
3/24/06	A	L	2-8
3/25/06	A	L	4-7
3/26/06	A	L	1-12
4/20/07	A	W	6-1
4/21/07	A	L	4-6
4/22/07	A	L	4-8
5/23/07	N	L	5-9
5/16/08	H	W	6-0
5/16/08	H	L	5-8
5/17/08	H	W	12-2
4/17/09	A	L	4-7
4/18/09	A	W	11-5
4/18/09	A	W	4-1
3/26/10	H	W	4-2
3/27/10	H	W	13-8
3/27/10	H	L	3-14 (7)
5/6/11	A	L	2-4
5/7/11	A	L	4-13
5/8/11	A	L	5-8
5/17/12	H	W	2-1
5/18/12	H	L	5-11
5/19/12	H	L	5-8
4/26/13	A	L	3-13
4/27/13	A	L	6-21 (7)
4/28/13	A	L	4-5
4/11/14	H	L	2-3
4/12/14	H	W	6-5
4/13/14	A	L	7-8 (10)
5/22/14	A	L	3-4
4/2/15	A	W	7-2
4/3/15	A	L	0-3
4/4/15	A	L	2-3
5/20/15	A	W	4-0
4/15/16	H	W	5-3
4/16/16	H	W	8-7
4/17/16	H	L	0-7 (7)
5/12/17	A	L	2-5
5/13/17	A	L	4-9
5/14/17	A	L	0-8

ST. FRANCIS (ILL.)

(1-1)

Date	Location	Result	Score
4/4/80	H	L	2-10
4/4/80	H	W	6-5 (8)

ST. XAVIER

(3-1)

Date	Location	Result	Score
3/31/80	H	W	10-7
4/1/80	H	L	7-11
4/2/81	H	W	6-4
4/3/81	H	W	6-1

TAMPA

(0-1)

Date	Location	Result	Score
3/20/79	A	L	0-2

TCU

(2-7)

Date	Location	Result	Score
5/3/02	A	L	0-8
5/4/02	A	L	8-13
5/5/02	A	L	3-7
4/11/03	H	L	0-1
4/12/03	H	L	0-7
4/13/03	H	L	2-10
5/7/04	A	L	4-5
5/8/04	A	W	20-10
5/9/04	A	W	10-2

TENNESSEE

(1-1)

Date	Location	Result	Score
5/3/89	A	W	5-1
4/4/90	H	L	0-4

TENNESSEE STATE

(6-2)

Date	Location	Result	Score
3/28/79	H	L	2-3
3/28/79	H	L	3-6
3/21/80	H	W	6-1
3/21/80	H	W	11-3
2/26/88	H	W	5-4
2/18/92	H	W	11-3
4/6/93	H	W	4-8
4/14/93	A	W	15-5

TENNESSEE TECH

(22-5)

Date	Location	Result	Score
2/16/91	N	W	6-2
2/27/92	H	W	3-1
2/27/93	H	W	16-9
2/28/93	H	W	12-0
2/19/94	A	W	14-3
2/25/96	H	W	10-9
3/2/96	A	W	7-5
3/3/96	A	W	16-3
2/22/97	H	L	4-11
2/23/97	H	L	0-4
2/28/98	A	W	22-7
3/1/98	A	W	15-10
3/10/98	H	W	18-8
3/11/98	H	W	8-3
3/6/99	A	L	1-8
3/7/99	A	W	9-5
5/11/99	H	W	21-16
5/12/99	A	W	12-8
3/4/00	A	W	10-3
3/5/00	A	W	5-3
4/18/00	H	L	3-6
4/19/00	H	L	3-7
3/4/01	H	W	7-4
3/4/01	H	W	2-0
3/11/05	H	W	11-10
3/12/05	H	W	15-5
3/13/05	H	W	10-5

TEXAS

(0-1)

Date	Location	Result	Score
5/24/91	A	L	3-16

THE CITADEL

(1-0)

Date	Location	Result	Score
2/15/91	N	W	10-6

THOMAS MORE

(2-0)

Date	Location	Result	Score
3/4/80	H	W	23-0
3/6/80	H	W	23-1

TOLEDO

(3-0)

Date	Location	Result	Score
3/5/04	H	W	11-6
3/6/04	H	W	3-2
3/7/04	H	W	4-0

TOWSON

(1-0)

Date	Location	Result	Score
3/21/92	N	W	17-9

TROY

(27-22)

Date	Location	Result	Score
3/18/79	A	L	1-16
5/5/80	H	W	13-5
3/24/81	A	W	7-1
5/5/81	H	W	3-0
4/7/82	A	L	5-6 (10)
4/28/82	H	L	3-6
3/22/83	A	L	10-11 (10)
5/5/83	H	W	14-9
3/29/84	H	W	11-2
4/18/84	A	L	12-13 (10)
4/10/85	A	L	1-3

RECORD VS. OPPONENTS

4/10/85	A	L	0-8
4/17/85	H	L	0-6
4/17/85	H	W	6-2
4/9/86	A	L	4-15
4/9/86	A	L	4-5
5/10/86	H	W	6-3
5/10/86	H	W	18-8
4/15/87	H	L	1-8
4/15/87	H	L	1-2
3/27/91	A	W	6-4
4/3/91	H	W	6-4
2/24/93	A	L	7-8 (10)
4/27/93	H	L	6-8
3/9/96	N	W	4-3
3/8/05	H	W	5-3
4/27/05	A	W	10-8
2/26/06	N	L	7-8
4/18/06	A	L	4-5
3/20/07	H	W	7-6
5/8/07	A	L	15-20
3/25/08	H	W	10-5
5/13/08	A	W	13-2
4/21/09	A	L	3-11
4/22/09	H	W	15-8
4/13/10	A	W	11-5
4/14/10	H	L	4-8
4/19/11	A	W	8-1
4/26/11	H	W	4-3
3/6/12	A	W	9-7
4/3/12	H	W	4-3
3/12/13	A	W	9-3
5/14/13	H	W	6-4
4/1/14	H	L	2-7
3/10/15	A	W	7-1
2/24/16	A	L	1-2
3/2/16	H	W	7-0
2/28/17	H	L	2-4
4/18/17	A	W	6-1

TULANE

(21-41)

Date	Location	Result	Score
4/19/96	H	L	3-4
4/20/96	H	L	4-8
4/21/96	H	L	1-4
4/4/97	A	L	4-14
4/5/97	A	L	6-7 (11)
4/6/97	A	L	5-9
4/24/98	H	L	5-9
4/25/98	H	L	2-7
4/26/98	H	L	4-10
4/2/99	A	L	2-6
4/3/99	A	L	3-9
4/4/99	A	L	1-10
4/14/00	H	L	3-14
4/15/00	H	L	2-10
4/16/00	H	W	9-8
5/17/00	N	W	11-4
4/27/01	A	L	6-11
4/28/01	A	L	4-5
4/29/01	A	L	3-4 (10)
4/12/02	H	L	7-15
4/13/02	H	L	1-16
4/14/02	H	W	8-7
4/18/03	A	L	8-11
4/19/03	A	L	6-9
4/20/03	A	L	5-6
4/16/04	H	L	13-17
4/17/04	H	W	11-3
4/18/04	H	W	6-5
5/26/04	N	W	10-4
4/1/05	A	L	3-11
4/2/05	A	L	3-4
4/3/05	A	L	5-13
5/25/05	N	L	6-8
5/18/06	H	L	6-8
5/19/06	H	L	8-17
5/20/06	H	W	20-11
5/4/07	A	W	11-8 (11)
5/5/07	A	W	4-2 (7)
5/6/07	A	L	1-2 (7)
5/24/07	N	L	5-13
3/28/08	H	L	7-8
3/29/08	H	W	8-7
3/30/08	H	L	10-12
5/8/09	A	W	8-7
5/9/09	A	L	8-9
5/10/09	A	L	1-3
5/14/10	H	W	8-4



RECORD VS. OPPONENTS

5/15/10	H	L	8-11
5/16/10	H	W	10-6
4/29/11	A	L	3-6
4/30/11	A	L	1-2
5/1/11	A	W	7-1
4/13/12	H	L	6-13
4/14/12	H	W	4-3
4/15/12	H	L	3-9
5/25/12	N	W	6-3
5/16/13	A	L	3-15
5/17/13	A	W	4-2
5/18/13	A	W	6-3
5/9/14	H	W	1-0
5/10/14	H	W	7-2
5/11/14	H	W	2-0

TUSKEGEE

(1-0)

Date	Location	Result	Score
3/30/81	H	W	16-0

UCF

(12-15)

Date	Location	Result	Score
4/21/06	A	L	0-8
4/22/06	A	W	9-7
4/23/06	A	W	16-4
3/30/07	H	W	15-5
3/31/07	H	W	2-1
3/31/07	H	W	9-7
5/9/08	A	L	12-13 (10)
5/10/08	A	L	1-6
5/11/08	A	W	14-3
4/24/09	H	L	9-29
4/25/09	H	W	12-8
4/26/09	H	L	6-12
4/2/10	A	L	7-16
4/3/10	A	W	7-2
4/3/10	A	W	6-1
5/13/11	H	L	3-5
5/14/11	H	L	0-9 (10)
5/15/11	H	L	6-18
5/26/11	N	L	4-6
4/6/12	A	W	11-4
4/7/12	A	L	3-7
4/8/12	A	L	7-8
5/24/12	N	W	15-1
3/22/13	H	L	0-8
3/23/13	H	L	1-6
3/24/13	H	L	10-12 (10)
5/24/13	N	W	3-1

UC IRVINE

(0-1)

Date	Location	Result	Score
3/6/09	N	L	5-13

UIC

(XX-XX)

Date	Location	Result	Score
3/23/85	H	W	5-0
3/24/85	H	W	3-2
3/24/85	H	W	8-5
3/22/90	N	W	7-3

ULM

(6-1)

Date	Location	Result	Score
3/5/91	H	W	11-3
3/7/03	H	W	5-0
3/8/03	H	L	13-14
3/9/03	H	W	6-4
3/10/17	H	W	4-3
3/12/17	H	W	4-3 (8)
3/12/17	H	W	3-2 (10)

UMASS

(0-1)

Date	Location	Result	Score
3/21/90	N	L	6-10 (10)

UNC ASHEVILLE

(1-2)

Date	Location	Result	Score
3/23/07	H	L	1-5
3/24/07	H	W	11-3
3/25/07	H	L	5-6

USF

(34-57)

Date	Location	Result	Score
3/23/79	A	L	3-5
5/9/80	N	L	2-3
5/10/80	N	L	4-8
3/21/81	A	W	3-0
3/21/81	A	L	0-1
3/19/83	A	W	6-5
3/19/83	A	W	11-0
3/20/83	A	W	3-1
4/16/83	H	L	5-9
4/16/83	H	W	9-3
4/17/83	H	W	13-10
3/23/84	A	W	8-4
3/24/84	A	L	3-4 (10)
3/25/84	A	L	7-13
4/21/84	H	W	4-3
4/14/84	H	W	9-2
4/15/84	H	L	6-7
3/16/85	H	L	4-6
3/16/85	H	L	6-11
3/17/85	H	L	6-7
4/13/85	A	L	4-13
4/13/85	A	W	10-7
4/14/85	A	L	3-23
3/21/86	A	L	13-14
3/22/86	A	L	6-19
3/23/86	A	L	4-9
4/11/86	H	L	0-9
4/12/86	H	L	4-6
4/13/86	H	W	4-3
3/20/87	H	L	4-15
3/21/87	H	W	7-6
3/22/87	H	L	4-6
4/11/87	H	L	5-10
4/11/87	H	W	7-1
4/12/87	H	L	2-4
4/2/88	H	W	3-2
4/2/88	H	W	9-6
4/30/88	A	L	2-3
4/30/88	A	L	6-7 (10)
3/25/89	H	W	11-6
3/25/89	H	W	7-1
3/26/89	H	W	8-6
4/1/89	A	L	3-7
4/1/89	A	L	4-8
4/2/89	A	L	3-16
3/24/90	A	W	7-0
3/24/90	A	L	3-10
3/25/90	A	W	6-5
3/31/90	H	W	5-3
3/31/90	H	W	4-1
4/1/90	H	L	3-6
4/13/91	H	W	8-2
4/13/91	H	W	5-2
4/14/91	H	W	10-0
4/20/91	A	L	8-10
4/20/91	A	L	4-6
4/21/91	A	L	3-4
3/20/93	A	L	4-5
3/20/93	A	L	3-8
5/10/96	H	L	3-10
5/11/96	H	L	2-5
5/12/96	H	L	1-11
5/17/96	N	L	7-9
3/14/97	A	L	2-12
3/15/97	A	L	4-13
3/16/97	A	L	9-10 (10)
5/14/97	N	L	2-5
5/16/97	N	W	5-3
5/8/98	H	W	12-2
5/9/98	H	W	8-7
5/10/98	H	W	5-1
4/30/99	A	L	3-26
5/1/99	A	L	14-15 (11)
5/2/99	A	L	6-13
3/17/00	H	L	2-4
3/18/00	H	W	11-5
3/18/00	H	L	6-10
3/23/01	A	L	4-8
3/24/01	A	L	1-7

3/25/01	A	L	1-5
5/16/02	H	L	2-7
5/17/02	H	L	2-16
5/18/02	H	W	4-3 (12)
3/21/03	A	L	3-6
3/22/03	A	W	6-5
5/14/04	H	L	5-23
5/15/04	H	W	8-5
5/16/04	H	L	3-8
4/15/05	A	W	6-1
4/16/05	A	L	9-11
4/17/05	A	L	2-11

UTAH

(3-2)

Date	Location	Result	Score
5/20/11	A	L	2-3
5/21/11	A	W	6-4
3/2/12	H	L	0-11
3/3/12	H	W	2-1
3/4/12	H	W	7-1

UT-MARTIN

(10-0)

Date	Location	Result	Score
3/14/95	H	W	11-8
3/17/95	A	W	11-3
3/10/09	H	W	13-5
3/11/09	H	W	13-2
3/18/11	H	W	4-2
3/19/11	H	W	2-1 (12)
3/20/11	H	W	8-6
2/14/14	H	W	5-0
2/15/14	H	W	3-2
2/16/14	H	W	5-3

UTSA

(0-1)

Date	Location	Result	Score
5/21/14	N	L	1-4

VALPARAISO

(12-3)

Date	Location	Result	Score
3/14/79	H	W	4-2
3/15/79	H	L	2-10
3/15/79	H	W	3-1
3/7/83	H	W	7-4
3/4/85	H	W	15-4
3/5/90	H	W	9-0
3/4/91	H	W	10-6
3/10/92	H	W	5-2
3/10/94	H	W	9-2
3/13/95	H	W	13-9
3/7/96	H	L	6-8
3/15/13	N	W	1-0
2/24/17	H	W	5-1
2/25/17	H	W	3-2
2/26/17	H	L	5-9

VANDERBILT

(12-19)

Date	Location	Result	Score
4/5/80	A	L	1-9
4/22/80	H	L	4-6
4/23/81	H	L	8-9
4/29/81	A	L	3-13
2/26/83	H	L	2-4
2/27/83	H	W	10-4
2/26/84	H	W	14-8
2/28/88	H	L	3-4
4/7/88	A	L	5-14
2/25/89	H	L	5-7
4/13/89	A	L	2-12
4/12/90	A	W	6-4
5/10/90	H	L	0-1 (10)
4/11/91	A	L	2-6
5/9/91	H	W	7-2
2/16/92	H	W	7-6
3/15/92	A	L	6-9
2/21/93	H	W	11-5
5/10/94	H	W	13-12
2/18/95	A	W	6-2
2/26/95	H	W	16-14
2/15/97	A	L	5-6 (11)
3/4/97	H	L	2-14
2/14/98	H	L	8-11

GENERAL

STAFF

BLAZERS

OPPONENTS

2017 IN REVIEW HISTORY AND RECORDS GREATER BHAM



2/18/98	A	L	0-1
2/17/99	A	L	2-13
3/9/99	H	W	12-7
2/22/00	A	L	4-6
3/8/00	A	W	12-2
2/21/01	A	L	3-4
3/6/01	H	W	6-1

VCU (5-1)

Date	Location	Result	Score
3/11/81	H	W	10-0
3/11/81	H	W	9-0
4/11/81	A	W	10-4
4/11/81	A	W	8-3
3/9/82	H	W	11-0
3/9/82	H	L	1-2

VIRGINIA (2-1)

Date	Location	Result	Score
3/7/87	H	W	21-6
3/8/87	H	W	9-8
2/18/11	N	L	2-4

VMI (2-0)

Date	Location	Result	Score
2/14/97	H	W	18-5
2/16/97	H	W	16-3

WEST ALABAMA (10-7)

Date	Location	Result	Score
2/27/79	A	L	0-1
2/27/79	A	W	3-1
3/29/79	H	W	2-1
3/29/79	H	W	5-4 (8)
3/18/80	A	W	5-2
3/18/80	A	L	3-5
3/27/80	H	L	10-11
4/16/81	H	L	3-4
3/28/82	H	W	12-6
4/19/83	A	L	7-12
4/12/84	A	L	2-4
4/17/84	H	W	9-7
3/11/85	H	W	18-5
3/19/85	A	W	11-0
2/24/86	H	W	7-2
4/22/86	A	W	14-6
3/23/88	H	L	2-4

WEST GEORGIA (1-1)

Date	Location	Result	Score
4/10/79	H	L	2-4
5/2/79	A	W	10-5

WESTERN ILLINOIS (3-0)

Date	Location	Result	Score
3/19/10	H	W	10-3
3/20/10	H	W	8-7
3/20/10	H	W	12-8

WESTERN MICHIGAN (3-0)

Date	Location	Result	Score
2/13/15	H	W	4-1
2/14/15	H	W	7-2
2/14/15	H	W	2-1

WINTHROP (1-0)

Date	Location	Result	Score
3/7/98	N	W	9-4

WKU (31-32)

Date	Location	Result	Score
3/6/81	H	W	5-1
4/9/83	H	W	11-5
4/9/83	H	L	2-9
4/10/83	H	L	7-9 (10)
4/24/83	A	W	9-7

RECORD VS. OPPONENTS

4/24/83	A	L	7-10
4/7/84	H	W	1-0
4/7/84	H	W	15-3
4/21/84	A	L	2-5
4/21/84	A	L	5-6
4/22/84	A	L	12-14
4/6/85	A	L	6-7
4/6/85	A	L	3-7
4/7/85	A	L	0-8
4/20/85	H	W	12-1
4/20/85	H	L	7-10
4/21/85	H	L	8-11
3/29/86	H	W	5-2
3/29/86	H	W	7-4
3/30/86	H	W	8-4
4/19/86	A	L	2-3
4/20/86	A	W	6-3
3/28/87	H	W	4-3
3/28/87	H	W	6-5
3/29/87	H	W	6-4
4/18/87	A	L	0-4
4/18/87	A	L	8-9
4/19/87	A	W	10-5
4/9/88	A	L	1-10
4/9/88	A	L	5-7
4/10/88	A	L	4-9
4/23/88	H	L	6-9
4/23/88	H	L	2-10
4/24/88	H	L	5-8 (10)
4/8/89	H	L	4-12
4/8/89	H	L	2-7
4/9/89	H	W	9-2
4/15/89	A	W	7-3
4/15/89	A	L	4-5
4/16/89	A	L	5-15
4/7/90	A	W	15-0
4/7/90	A	W	3-0
4/8/90	A	L	2-4
4/14/90	H	L	0-2
4/14/90	H	L	2-5
4/15/90	H	W	9-8
4/6/91	H	W	9-5
4/6/91	H	W	7-6
4/7/91	H	W	12-8
5/4/91	A	L	2-8
5/4/91	A	W	7-0 (F)
5/5/91	A	W	7-6 (10)
3/25/93	A	L	2-12
2/25/94	H	W	10-8
3/27/15	A	W	2-1
3/28/15	A	W	6-5
3/29/15	A	W	7-1
4/2/16	H	W	2-0
4/2/16	H	L	1-2
4/3/16	H	L	5-6 (10)
3/18/17	A	L	6-9
3/18/17	A	W	8-4
3/19/17	A	W	5-0

XAVIER (5-1)

Date	Location	Result	Score
2/25/11	H	W	4-2
2/26/11	H	W	11-2
2/27/11	H	W	7-6
2/22/13	H	W	4-3
2/23/13	H	W	4-2
2/24/13	H	L	4-12

YOUNGSTOWN STATE (3-0)

Date	Location	Result	Score
2/21/14	H	W	4-2
2/22/14	H	W	4-0
2/23/14	H	W	7-3



2017 IN REVIEW

OVERALL STATS	62-64
C-USA STATS	65-66
HITTING GAME-BY-GAME	67
PITCHING GAME-BY-GAME	68
SEASON SUPERLATIVES	69
STARTING LINEUPS	70
BATTING ORDER	71
LINE SCORES	72-74
MISCELLANEOUS STATS	74
TEAM C-USA	75-76
LETTERWINNER PROFILES	77-85



2017 SCHEDULE

2017 All Games

Overall: 24-31 | Home: 17-14 | Away: 7-17 | C-USA: 9-21

Date	Opponent	Score	Inn	Overall	C-USA	Pitcher of Record	Time
2/17	Creighton	W, 3-2	9	1-0	0-0	Whitlock (1-0)	2:08
2/18	Creighton	W, 5-1	9	2-0	0-0	Ruggles (1-0)	2:50
2/19	Creighton	W, 14-1	9	3-0	0-0	Graham (1-0)	2:46
2/22	at Alabama State	L, 2-7	9	3-1	0-0	Lamar (0-1)	3:04
2/23	Valparaiso	W, 5-1	9	4-1	0-0	Whitlock (2-0)	2:12
2/25	Valparaiso	W, 3-2	9	5-1	0-0	C. Jones (1-0)	2:23
2/26	Valparaiso	L, 5-9	9	5-2	0-0	Ruggles (1-1)	3:16
2/28	Troy	L, 2-4	9	5-3	0-0	K. Davis (0-1)	2:17
3/3	at Georgia	W, 2-1	(10)	6-3	0-0	C. Jones (2-0)	2:49
3/4	at Georgia	L, 0-2	9	6-4	0-0	Ruggles (1-2)	2:46
3/5	at Georgia	L, 0-1	9	6-5	0-0	Lowery (0-1)	1:57
3/8	Alabama A&M-1	W, 8-2	7	7-5	0-0	Gonzales-Montoya (1-0)	1:54
3/8	Alabama A&M-2	W, 7-1	7	8-5	0-0	Lamar (1-1)	2:03
3/10	Louisiana-Monroe	W, 4-3	9	9-5	0-0	Whitlock (3-0)	2:31
3/12	Louisiana-Monroe-1	W, 4-3	(8)	10-5	0-0	Munger (1-0)	2:24
3/12	Louisiana-Monroe-2	W, 3-2	(10)	11-5	0-0	Lamar (2-1)	2:43
3/14	at Auburn	L, 0-4	9	11-6	0-0	Graham (1-1)	2:23
3/18	at WKU-1*	L, 6-9	9	11-7	0-1	Whitlock (3-1)	2:34
3/18	at WKU-2*	W, 8-4	9	12-7	1-1	Ruggles (2-2)	2:29
3/19	at WKU*	W, 5-0	9	13-7	2-1	Lowery (1-1)	1:52
3/21	Alabama	L, 1-4	9	13-8	2-1	Munger (1-1)	2:53
3/24	FAU-1*	W, 6-2	9	14-8	3-1	Lowery (2-1)	2:41
3/24	FAU-2*	L, 3-6	9	14-9	3-2	Ruggles (2-3)	2:46
3/25	FAU*	L, 5-9	9	14-10	3-3	Whitlock (3-2)	3:24
3/28	Samford	L, 1-5	9	14-11	3-3	Gonzales-Montoya (1-1)	2:56
3/31	at FIU*	W, 8-5	9	15-11	4-3	Lowery (3-1)	3:04
4/1	at FIU*	L, 6-12	9	15-12	4-4	Thomas (0-1)	3:50
4/2	at FIU*	L, 2-6	9	15-13	4-5	Whitlock (3-3)	3:02
4/4	at Jacksonville State	L, 6-12	9	15-14	4-5	C. Jones (1-2)	3:17
4/7	Marshall*	W, 4-3	9	16-14	5-5	Lowery (4-1)	2:53
4/8	Marshall*	L, 1-2	(10)	16-15	5-6	Whitlock (3-4)	2:40
4/9	Marshall*	L, 2-5	9	16-16	5-7	Ruggles (2-4)	3:00
4/11	at Alabama	L, 4-6	9	16-17	5-7	Calvert (0-1)	3:12
4/13	at Middle Tennessee*	L, 10-11	9	16-18	5-8	C. Jones (2-2)	3:42
4/14	at Middle Tennessee*	L, 3-18	7	16-19	5-9	Lamar (2-2)	2:54
4/15	at Middle Tennessee*	L, 3-13	8	16-20	5-10	Whitlock (3-5)	3:12
4/18	at Troy	W, 6-1	9	17-20	5-10	Thomas (1-1)	2:10
4/21	at LA Tech*	W, 14-9	9	18-20	6-10	Lowery (5-1)	3:19
4/22	at LA Tech*	L, 2-10	9	18-21	6-11	Graham (1-2)	3:05
4/23	at LA Tech*	L, 4-7	9	18-22	6-12	Whitlock (3-6)	2:45
4/28	Charlotte*	W, 3-2	9	19-22	7-12	Lowery (6-1)	2:52
4/29	Charlotte*	L, 5-17	9	19-23	7-13	Graham (1-3)	3:41
4/30	Charlotte*	L, 0-3	9	19-24	7-14	C. Jones (2-3)	1:55
5/2	at Samford	W, 9-3	9	20-24	7-14	Thomas (2-1)	3:34
5/3	Alabama State	W, 5-4	9	21-24	7-14	K. Davis (1-1)	2:43
5/6	Old Dominion-1*	L, 3-11	9	21-25	7-15	Lowery (6-2)	2:53
5/6	Old Dominion-2*	W, 8-4	9	22-25	8-15	C. Jones (3-3)	3:03
5/7	Old Dominion*	L, 3-8	9	22-26	8-16	Gonzales-Montoya (1-2)	3:41
5/9	No. 14 Auburn	W, 8-2	9	23-26	9-16	Gonzales-Montoya (2-2)	3:15
5/12	at No. 19 Southern Miss*	L, 2-5	9	23-27	9-17	Lowery (6-3)	2:46
5/13	at No. 19 Southern Miss*	L, 4-9	9	23-28	9-18	C. Jones (3-4)	3:00
5/14	at No. 19 Southern Miss*	L, 0-8	9	23-29	9-19	Thomas (2-2)	3:00
5/18	Rice*	L, 4-12	9	23-30	9-20	Lowery (6-4)	3:35
5/19	Rice*	L, 17-26	9	23-31	9-21	C. Jones (3-5)	4:44
5/20	Rice*	W, 9-4	8	24-31	10-21	Thomas (3-2)	3:00

() - extra inning game * - Conference USA game



TEAM HITTING/PITCHING

Player	Avg.	GP-GS	AB	R	H	2B	3B	HR	RBI	TB	SLG%	BB	HP	SO	GDP	OBP%	SF	SH	SB-ATT	PO	A	E	FLD%
10 Brewer Hicklen	.328	52-51	186	43	61	12	6	8	31	109	.586	25	8	52	3	.422	4	1	17-21	112	3	1	.991
23 Pierce Ressimyer	.306	44-41	173	17	53	9	2	4	25	78	.451	2	2	27	4	.317	3	1	3-3	105	17	5	.961
5 Carter Pharis	.305	54-54	203	32	62	15	0	3	30	86	.424	19	7	31	4	.381	2	0	8-8	330	44	7	.982
19 Price Visintainer	.288	53-45	156	28	45	7	3	0	17	58	.372	17	5	24	3	.372	2	3	1-3	49	91	10	.933
1 Antonio Ralat	.265	54-54	185	26	49	8	0	3	21	66	.357	11	5	35	3	.320	2	7	6-6	93	147	13	.949
26 Stephen Dobbs	.235	46-40	136	14	32	4	2	0	19	40	.294	14	4	25	6	.325	0	0	3-5	225	24	3	.988
24 Riley McCown	.216	53-48	153	21	33	7	0	1	15	43	.281	14	11	29	0	.324	1	4	6-8	93	2	0	1.00
28 Sylvester Toe	1.00	1-0	1	1	1	0	0	0	0	1	1.00	0	0	0	0	1.00	0	0	0-0	1	2	0	1.00
30 Colton Schultz	.294	41-29	109	17	32	9	0	1	16	44	.404	12	8	26	0	.403	0	1	5-6	38	0	0	1.00
8 Brett Blackwood	.255	27-11	51	3	13	1	0	0	8	14	.275	1	0	8	4	.259	2	0	0-0	0	0	0	0.00
27 Thomas Johns	.241	40-33	108	15	26	7	0	2	8	39	.361	12	3	38	0	.333	0	0	1-1	136	9	2	.986
44 Jim Jeffries	.200	9-3	10	0	2	0	0	0	1	2	.200	1	0	5	0	.273	0	0	0-0	20	3	1	.958
12 Luke Eigsti	.192	28-15	52	5	10	3	0	0	8	13	.250	4	2	14	1	.276	0	0	0-0	26	3	1	.967
9 Zack Davis	.182	30-15	66	9	12	3	0	2	8	21	.318	7	2	17	0	.280	0	0	3-4	30	0	0	1.00
6 Blake Johnson	.163	30-15	49	5	8	0	0	0	5	8	.163	7	0	7	1	.268	0	3	0-0	37	36	3	.961
20 Jared Nixon	.160	26-10	50	4	8	2	0	0	6	10	.200	4	1	24	0	.236	0	2	2-2	30	1	0	1.00
2 Tyler Tolbert	.151	40-31	86	16	13	2	0	0	5	15	.174	15	0	23	4	.277	0	6	11-12	66	84	2	.987
17 Zakez Jones	.000	3-0	3	0	0	0	0	0	0	0	.000	0	0	1	0	.000	0	0	0-0	0	0	0	.000
14 Cory Eller	.000	3-0	0	1	0	0	0	0	0	0	.000	0	0	0	0	.000	0	0	0-0	0	1	0	1.00
42 Kyle Davis	.000	1-0	0	0	0	0	0	0	0	0	.000	0	0	0	0	.000	0	0	0-0	2	2	0	1.00
Total	.259	55	1777	257	460	89	13	24	223	647	.364	165	58	386	33	.339	16	28	66-79	1410	544	57	.972
Opponents	.285	55	1818	323	519	108	7	46	290	779	.428	230	78	353	45	.386	15	41	30-43	1407	573	47	.977

LOB - Team (280), Opp (450). DPs turned - Team (56), Opp (38). TPs turned - Team (0), Opp (1). CI - Team (1), Dobbs 1. IBB - Team (3), Pharis 2, Hicklen 1, Opp (17). Picked off - Hicklen 2, Tolbert 2, Schultz 2, Johnson 1, Ralat 1, Nixon 1.

Player	ERA	W-L	APP	GS	CG	SHO	SV	IP	H	R	ER	BB	SO	2B	3B	HR	B/AVG	WP	HP	BK	SFA	SHA
11 Garrett Whitlock	4.03	3-6	17	7	1	0/0	2	60.1	57	33	27	24	44	13	1	4	.256	6	2	0	1	7
41 Thomas Lowery	4.90	6-4	18	12	1	1/0	3	75.1	82	43	41	20	54	18	1	8	.284	4	14	1	5	8
25 Austin Thomas	3.40	3-2	19	5	0	0/0	0	53.0	55	25	20	27	38	9	2	3	.274	14	7	1	2	4
29 Gonzales-Montoya	4.32	2-2	18	1	0	0/0	1	33.1	31	17	16	16	23	5	0	1	.246	9	6	1	1	1
18 Carson Jones	5.68	3-5	20	5	0	0/0	5	52.1	54	36	33	20	38	11	1	2	.267	8	12	1	3	2
33 Dylan Munger	5.73	1-1	19	1	0	0/0	0	22.0	22	17	14	18	21	4	0	0	.262	7	5	0	0	3
16 Tanner Graham	5.87	1-3	11	7	0	0/0	0	23.0	26	17	15	14	16	6	0	3	.295	6	5	0	0	3
28 Sylvester Toe	6.30	0-0	8	0	0	0/0	0	10.0	14	7	7	12	6	4	1	0	.350	4	0	0	1	0
15 Ryan Ruggles	6.70	2-4	15	10	0	0/0	0	49.2	65	39	37	21	49	14	1	7	.322	2	13	0	2	5
31 Adam Lamar	6.95	2-2	16	5	0	0/0	0	45.1	61	39	35	19	29	11	0	6	.330	4	2	0	0	5
42 Kyle Davis	7.04	1-1	9	1	0	0/0	0	15.1	13	14	12	14	8	1	0	3	.241	2	5	0	0	1
21 Matthew Calvert	7.06	0-1	15	1	0	0/0	0	21.2	23	18	17	10	22	7	0	3	.277	0	5	0	0	1
6 Blake Johnson	10.80	0-0	1	0	0	0/0	0	1.2	3	3	2	3	1	1	0	2	.333	0	0	0	0	0
12 Luke Eigsti	13.50	0-0	7	0	0	0/0	0	6.0	9	9	9	7	4	3	0	2	.346	3	1	0	0	1
14 Cory Eller	54.00	0-0	3	0	0	0/0	0	1.0	4	6	6	5	0	1	0	2	.667	2	1	0	0	0
Total	5.46	24-31	55	55	2	1/0	11	470.0	519	323	285	230	353	108	7	46	.285	71	78	4	15	41
Opponents	4.09	31-24	55	55	2	5/4	13	469.0	460	257	213	165	386	89	13	24	.259	49	58	8	16	28

PB - Team (11), Dobbs 6, Ressimyer 4, Jeffries 1, Opp (9). Pickoffs - Team (9), Dobbs 2, C. Jones 2, Ressimyer 2, Lamar 1, K. Davis 1, Ruggles 1, Opp (9). SBA/ATT - Dobbs (15-23), Ressimyer (13-26), Lamar (7-8), Ruggles (5-7), Thomas (4-7), Munger (3-4), Gonzales-Mon (3-4), Lowery (1-3), Calvert (2-3), Whitlock (2-3), Jeffries (2-2), C. Jones (1-2), Graham (1-1), Toe (1-1).





TEAM FIELDING

Player	C	PO	A	E	FLD%	DP	SBA	CSB	SBA%	PB	CI
24 Riley McCown	95	93	2	0	1.00	1	0	0	---	0	0
30 Colton Schultz	38	38	0	0	1.00	0	0	0	---	0	0
20 Jared Nixon	31	30	1	0	1.00	0	0	0	---	0	0
9 Zack Davis	30	30	0	0	1.00	0	0	0	---	0	0
41 Thomas Lowery	16	5	11	0	1.00	1	1	2	.333	0	0
15 Ryan Ruggles	5	0	5	0	1.00	0	5	2	.714	0	0
42 Kyle Davis	4	2	2	0	1.00	0	0	0	---	0	0
28 Sylvester Toe	3	1	2	0	1.00	0	1	0	1.00	0	0
21 Matthew Calvert	2	0	2	0	1.00	0	2	1	.667	0	0
14 Cory Eller	1	0	1	0	1.00	1	0	0	---	0	0
10 Brewer Hicklen	116	112	3	1	.991	0	0	0	---	0	0
26 Stephen Dobbs	252	225	24	3	.988	4	15	8	.652	6	1
2 Tyler Tolbert	152	66	84	2	.987	27	0	0	---	0	0
27 Thomas Johns	147	136	9	2	.986	23	0	0	---	0	0
5 Carter Pharis	381	330	44	7	.982	33	0	0	---	0	0
12 Luke Eigsti	30	26	3	1	.967	1	0	0	---	0	0
23 Pierce Ressmeyer	127	105	17	5	.961	0	13	3	.813	4	0
6 Blake Johnson	76	37	36	3	.961	10	0	0	---	0	0
44 Jim Jeffries	24	20	3	1	.958	0	2	0	1.00	1	0
1 Antonio Ralat	253	93	147	13	.949	45	0	0	---	0	0
19 Price Visintainer	150	49	91	10	.933	13	0	0	---	0	0
29 Gonzales-Montoya	15	6	8	1	.933	0	3	1	.750	0	0
11 Garrett Whitlock	13	0	12	1	.923	0	2	1	.667	0	0
25 Austin Thomas	9	0	8	1	.889	0	4	3	.571	0	0
16 Tanner Graham	9	2	6	1	.889	1	1	0	1.00	0	0
18 Carson Jones	8	0	7	1	.875	0	1	1	.500	0	0
31 Adam Lamar	13	3	8	2	.846	0	7	1	.875	0	0
33 Dylan Munger	11	1	8	2	.818	1	3	1	.750	0	0
17 Zakez Jones	0	0	0	0	.000	0	0	0	---	0	0
8 Brett Blackwood	0	0	0	0	.000	0	0	0	---	0	0
Total	2011	1410	544	57	.972	56	30	13	.698	11	1
Opponents	2027	1407	573	47	.977	38	66	13	.835	9	0

Hitting minimums - 1 Games 1AB 2.0 AB/Game 1 TPA

Pitching minimums - 1 Games 1.0 IP/Game





C-USA HITTING/FIELDING

Player	Avg.	GP-GS	AB	R	H	2B	3B	HR	RBI	TB	SLG%	BB	HP	SO	GDP	OBP%	SF	SH	SB-ATT	PO	A	E	FLD%
19 Price Visintainer	.348	28-26	92	17	32	4	1	0	10	38	.413	13	2	13	1	.431	2	0	0-1	32	56	7	.926
10 Brewer Hicklen	.330	29-28	97	28	32	7	1	7	20	62	.639	20	6	29	1	.460	3	1	9-10	60	1	1	.984
30 Colton Schultz	.319	23-20	72	9	23	9	0	0	10	32	.444	6	4	16	0	.402	0	1	4-4	24	0	0	1.00
5 Carter Pharis	.317	30-30	120	16	38	7	0	3	25	54	.450	10	1	20	0	.368	2	0	5-5	150	22	5	.972
23 Pierce Ressimyer	.295	29-29	122	13	36	5	1	3	19	52	.426	2	1	21	2	.305	3	1	3-3	58	13	2	.974
1 Antonio Ralat	.271	30-30	107	13	29	5	0	2	12	40	.374	5	1	21	2	.304	2	5	3-3	58	87	9	.942
26 Stephen Dobbs	.268	24-21	71	10	19	3	1	0	7	24	.338	9	2	9	4	.366	0	0	3-5	112	8	2	.984
24 Riley McCown	.226	28-26	84	11	19	3	0	0	8	22	.262	9	8	19	0	.356	0	2	4-5	55	1	0	1.00
27 Thomas Johns	.289	18-13	45	6	13	2	0	1	4	18	.400	5	2	16	0	.385	0	0	0-0	93	5	0	1.00
8 Brett Blackwood	.286	18-7	35	2	10	1	0	0	2	11	.314	1	0	5	2	.297	1	0	0-0	0	0	0	.000
12 Luke Eigsti	.207	12-8	29	3	6	1	0	0	8	7	.241	4	0	6	1	.303	0	0	0-0	17	2	1	.950
6 Blake Johnson	.176	18-5	17	4	3	0	0	0	1	3	.176	5	0	3	0	.364	0	2	0-0	13	2	2	.926
9 Zack Davis	.167	15-6	30	7	5	1	0	2	5	12	.400	4	2	10	0	.366	0	0	2-2	16	0	0	1.00
27 Tyler Tolbert	.152	19-16	46	10	7	2	0	0	3	9	.196	9	0	12	1	.291	0	3	5-5	31	38	1	.986
44 Jim Jeffries	.143	3-2	7	0	1	0	0	0	1	1	.143	0	0	3	0	.143	0	0	0-0	13	1	1	.933
20 Jared Nixon	.091	13-3	22	0	2	1	0	0	4	3	.136	1	0	14	0	.130	0	2	0-0	17	0	0	1.00
14 Cory Eller	.000	1-0	0	1	0	0	0	0	0	0	.000	0	0	0	0	.000	0	0	0-0	0	0	0	.000
Total	.276	30	996	150	275	51	4	18	139	388	.390	103	29	217	14	.357	13	17	38-43	762	279	35	.967
Opponents	.323	30	1026	240	331	73	6	34	209	518	.505	144	52	189	28	.428	9	25	20-24	776	316	25	.978

LOB - Team (232), Opp (254). DP's turned - Team (35), Opp (17). IBB - Team (2), Pharis 1, Hicklen 1, Opp (10). Picked off - Hicklen 2, Schultz 1, Tolbert 1.

Player	ERA	W-L	APP	GS	CG	SHO	SV	IP	H	R	ER	BB	SO	2B	3B	HR	B/AVG	WP	HP	BK	SFA	SHA
41 Thomas Lowery	5.25	6-3	10	10	1	1/0	0	60.0	68	37	35	17	44	16	1	6	.291	4	12	1	3	6
18 Carson Jones	5.67	1-4	10	5	0	0/0	4	33.1	38	24	21	14	23	5	1	2	.286	7	7	1	3	0
42 Kyle Davis	3.00	0-0	4	0	0	0/0	0	6.0	6	4	2	4	1	1	0	0	.286	1	4	0	0	1
25 Austin Thomas	3.77	1-2	9	3	0	0/0	0	28.2	29	14	12	14	19	5	1	1	.271	5	5	1	0	2
28 Sylvester Ioe	5.79	0-0	3	0	0	0/0	0	4.2	6	3	3	5	2	2	1	0	.316	2	0	0	0	0
31 Adam Lamar	7.67	0-1	9	2	0	0/0	0	29.1	42	29	25	15	19	8	0	6	.353	3	2	0	0	3
11 Garrett Whitlock	8.44	0-6	11	3	0	0/0	2	26.2	39	31	25	16	23	10	1	4	.348	6	2	0	1	4
6 Blake Johnson	10.80	0-0	1	0	0	0/0	0	1.2	3	3	2	3	1	1	0	2	.333	0	0	0	0	0
15 Ryan Ruggles	10.88	1-2	8	4	0	0/0	0	24.0	37	30	29	11	27	9	1	5	.359	2	7	0	1	3
16 Tanner Graham	10.97	0-2	6	3	0	0/0	0	10.2	17	13	13	12	5	5	0	2	.415	5	3	0	0	3
29 Gonzales-Montoya	11.00	0-1	8	0	0	0/0	0	9.0	12	11	11	9	7	1	0	0	.316	7	1	1	1	0
21 Matthew Galvert	12.96	0-0	7	0	0	0/0	0	8.1	12	13	12	5	9	5	0	2	.324	0	4	0	0	0
12 Luke Eigsti	14.29	0-0	6	0	0	0/0	0	5.2	8	9	9	7	4	2	0	2	.333	3	1	0	0	1
33 Dylan Munger	17.47	0-0	7	0	0	0/0	0	5.2	10	13	11	8	5	2	0	0	.417	3	3	0	0	2
14 Cory Eller	99.00	0-0	2	0	0	0/0	0	0.1	4	6	4	4	0	1	0	2	.800	2	1	0	0	0
Total	7.44	9-21	30	30	1	1/0	6	254.0	331	240	210	144	189	73	6	34	.323	50	52	4	9	25
Opponents	4.70	21-9	30	30	1	2/2	8	258.2	275	150	135	103	217	51	4	18	.276	29	29	4	13	17

PB - Team (8), Dobbs 4, Ressimyer 3, Jeffries 1, Opp (4). Pickoffs - Team (6), Ressimyer 2, C. Jones 1, K. Davis 1, Dobbs 1, Lamar 1, Opp (4). SBA/ATT - Dobbs (11-13), Ressimyer (8-9), Lamar (7-8), Galvert (2-2), Whitlock (2-2), Thomas (1-2), Lowery (1-2), Gonzales-Montoya (2-2), C. Jones (1-2), Munger (2-2), Jeffries (1-1), Ruggles (1-1), Ioe (1-1).





C-USA FIELDING

Player	C	PO	A	E	FLD%	DP	SBA	CSB	SBA%	PB	CI
27 Thomas Johns	98	93	5	0	1.00	17	0	0	---	0	0
24 Riley McCown	56	55	1	0	1.00	0	0	0	---	0	0
30 Colton Schultz	24	24	0	0	1.00	0	0	0	---	0	0
20 Jared Nixon	17	17	0	0	1.00	0	0	0	---	0	0
9 Zack Davis	16	16	0	0	1.00	0	0	0	---	0	0
41 Thomas Lowery	13	4	9	0	1.00	1	1	1	.500	0	0
16 Tanner Graham	4	0	4	0	1.00	1	0	0	---	0	0
15 Ryan Ruggles	2	0	2	0	1.00	0	1	0	1.00	0	0
33 Dylan Munger	2	1	1	0	1.00	0	2	0	1.00	0	0
28 Sylvester Toe	1	0	1	0	1.00	0	1	0	1.00	0	0
29 Gonzales-Montoya	1	1	0	0	1.00	0	2	0	1.00	0	0
42 Kyle Davis	1	0	1	0	1.00	0	0	0	---	0	0
21 Matthew Calvert	1	0	1	0	1.00	0	2	0	1.00	0	0
2 Tyler Tolbert	70	31	38	1	.986	16	0	0	---	0	0
10 Brewer Hicklen	62	60	1	1	.984	0	0	0	---	0	0
26 Stephen Dobbs	122	112	8	2	.984	2	11	2	.846	4	0
23 Pierce Ressmeyer	77	62	13	2	.974	0	8	1	.889	3	0
5 Carter Pharis	177	150	22	5	.972	18	0	0	---	0	0
12 Luke Eigsti	20	17	2	1	.950	1	0	0	---	0	0
1 Antonio Ralat	154	58	87	9	.942	31	0	0	---	0	0
44 Jim Jeffries	15	13	1	1	.933	0	1	0	1.00	1	0
19 Price Visintainer	95	32	56	7	.926	8	0	0	---	0	0
6 Blake Johnson	27	13	12	2	.926	5	0	0	---	0	0
31 Adam Lamar	8	3	4	1	.875	0	7	1	.875	0	0
11 Garrett Whitlock	5	0	4	1	.800	0	2	0	1.00	0	0
25 Austin Thomas	5	0	4	1	.800	0	1	1	.500	0	0
18 Carson Jones	3	0	2	1	.667	0	1	1	.500	0	0
8 Brett Blackwood	0	0	0	0	.000	0	0	0	---	0	0
14 Cory Eller	0	0	0	0	.000	0	0	0	---	0	0
Total	1076	762	279	35	.967	35	20	4	.833	8	0
Opponents	1117	776	316	25	.978	17	38	5	.884	4	0

Hitting minimums - 1 Games 1AB 2.0 AB/Game 1 TPA
Pitching minimums - 1 Games 1.0 IP/Game





HITTING GAME-BY-GAME

Date	Opponent	AB	R	H	RBI	2B	3B	HR	TB	BB	IBB	SB	CS	HBP	SAC	SF	GDP	K	PO	A	E	LOB	AVG
2/17	Creighton	30	3	6	2	1	1	0	9	0	0	2	0	0	0	0	0	10	27	16	0	3	.200
2/18	Creighton	27	5	6	4	1	0	0	7	4	0	1	2	2	0	1	1	4	27	15	1	5	.211
2/19	Creighton	34	14	10	9	3	0	0	13	4	0	0	1	1	3	0	0	12	27	10	2	4	.242
2/22	at Alabama State	34	2	9	2	1	1	0	12	3	0	1	0	1	0	1	0	8	24	6	0	10	.248
2/24	Valparaiso	29	5	5	4	1	1	0	8	3	0	2	0	2	0	0	0	3	27	10	0	5	.234
2/25	Valparaiso	30	3	8	3	2	0	0	10	0	0	0	0	1	1	0	1	7	27	19	5	5	.239
2/26	Valparaiso	35	5	8	4	2	1	0	12	4	0	0	0	2	0	0	0	6	27	12	1	9	.237
2/28	Troy	31	2	6	2	1	0	0	7	3	0	0	0	0	0	0	2	5	27	7	1	5	.232
3/3	at Georgia	33	2	6	2	2	0	0	8	0	0	1	0	0	3	0	0	8	30	12	0	4	.226
3/4	at Georgia	30	0	4	0	1	0	0	5	1	0	2	0	2	0	0	1	9	24	9	3	6	.217
3/5	at Georgia	28	0	4	0	2	0	0	6	1	0	0	0	1	0	0	2	5	24	5	0	3	.211
3/8	Alabama A&M	25	8	6	3	1	1	0	9	5	0	2	0	1	0	0	2	5	21	9	0	5	.213
3/8	Alabama A&M	22	7	7	6	2	0	0	9	6	0	1	1	1	0	0	2	1	21	7	1	4	.219
3/10	ULM	30	4	8	3	1	0	0	9	2	0	1	2	1	0	0	0	2	27	12	0	5	.222
3/12	ULM	30	4	10	3	2	0	1	15	1	0	0	0	0	1	0	0	8	24	10	2	7	.230
3/12	ULM	35	3	8	2	0	1	0	10	2	0	5	0	1	1	0	0	7	30	10	0	8	.230
3/14	at Auburn	31	0	6	0	0	0	0	6	1	0	0	0	0	0	0	2	6	24	9	1	5	.228
3/18	at WKU*	37	6	8	6	0	1	2	16	7	0	2	0	0	0	0	0	10	24	11	0	11	.227
3/18	at WKU*	31	8	12	8	2	1	0	16	3	1	3	0	1	3	2	1	3	27	9	1	5	.235
3/19	at WKU*	32	5	7	5	2	0	0	9	3	0	1	0	1	1	0	1	7	27	13	1	5	.235
3/21	Alabama	32	1	6	1	0	0	0	6	2	0	3	0	0	0	0	0	8	27	12	1	6	.232
3/24	FAU*	33	6	11	4	1	0	1	15	2	0	1	0	0	0	0	0	7	27	8	0	5	.237
3/24	FAU*	30	3	4	3	2	1	0	8	0	0	0	0	1	1	0	0	10	27	16	0	2	.233
3/25	FAU*	35	5	9	5	1	0	1	13	5	0	2	0	1	0	1	0	7	27	13	2	10	.234
3/28	Samford	30	1	7	1	2	0	0	9	1	0	0	1	0	0	0	2	10	27	14	0	3	.234
3/31	at FIU*	40	8	14	8	1	0	3	24	2	0	1	1	0	1	0	0	11	27	5	0	8	.240
4/1	at FIU*	35	6	12	6	4	0	1	19	6	0	0	1	0	1	0	1	9	24	9	0	9	.244
4/2	at FIU*	34	2	10	2	2	0	0	12	2	0	0	0	4	0	0	0	6	24	11	2	11	.246
4/4	at JSU	34	6	8	6	2	2	0	14	5	0	2	0	2	1	0	0	7	24	3	2	9	.245
4/7	Marshall*	24	4	7	4	0	0	0	7	9	0	4	1	0	1	2	1	1	27	9	0	8	.247
4/8	Marshall*	34	1	4	1	2	0	0	6	1	1	1	0	0	3	0	0	8	30	9	2	7	.242
4/9	Marshall*	32	2	7	2	1	0	0	8	5	0	0	1	1	0	0	1	5	27	11	0	9	.241
4/11	at Alabama	31	4	7	3	2	0	0	9	4	0	0	0	1	0	1	2	9	24	11	0	6	.241
4/13	at MT*	36	10	11	9	3	0	1	17	5	0	3	0	0	0	2	0	2	24	9	5	6	.243
4/14	at MT*	30	3	9	2	2	0	0	11	3	0	0	0	1	0	0	0	7	20	6	2	10	.245
4/15	at MT*	28	3	5	2	2	0	0	7	3	0	2	0	3	0	0	1	6	22	10	1	7	.243
4/18	at Troy	36	6	8	5	3	0	1	14	1	0	0	0	1	0	0	0	9	27	11	0	5	.242
4/21	at LA Tech*	43	14	19	14	4	0	0	23	4	0	1	0	0	1	1	0	5	27	8	1	8	.249
4/22	at LA Tech*	35	2	11	2	2	0	0	13	2	0	1	0	0	0	1	0	7	24	11	1	9	.251
4/23	at LA Tech*	34	4	10	4	0	0	2	16	1	0	0	0	1	0	1	1	10	24	10	0	6	.252
4/28	Charlotte*	30	3	8	3	1	0	2	15	3	0	0	0	0	1	0	1	12	27	12	2	7	.253
4/29	Charlotte*	36	5	11	5	3	1	0	16	2	0	0	0	2	1	0	0	7	27	6	1	9	.254
4/30	Charlotte*	20	0	5	0	3	0	0	8	2	0	0	0	1	0	0	1	4	18	6	4	6	.254
5/2	at Samford	38	9	11	6	2	0	2	19	4	0	1	0	4	1	0	0	12	27	6	0	11	.255
5/3	Alabama State	28	5	7	5	1	0	2	14	2	0	0	1	5	0	0	1	4	27	14	0	6	.255
5/6	Old Dominion	35	3	10	2	2	0	0	12	1	0	0	0	3	0	0	2	2	27	11	1	9	.256
5/6	Old Dominion	34	8	12	7	2	0	0	14	3	0	5	0	2	2	0	0	6	27	6	1	9	.258
5/7	Old Dominion	37	3	10	3	1	0	0	11	5	0	4	0	1	0	0	0	12	27	12	1	13	.258
5/9	Auburn	38	8	14	8	3	1	0	19	3	1	4	0	0	0	0	1	9	27	16	2	9	.261
5/12	at USM	33	2	5	1	1	0	0	6	0	0	1	0	1	0	1	0	5	24	7	0	6	.259
5/13	at USM	34	4	7	4	2	0	1	12	0	0	0	0	0	0	1	0	13	24	8	1	4	.257
5/14	at USM	30	0	5	0	1	0	0	6	1	0	0	0	1	0	0	2	8	24	10	2	5	.256
5/18	Rice	32	4	5	4	0	0	1	8	7	0	0	0	0	0	0	0	9	27	8	0	8	.254
5/19	Rice	43	17	18	16	3	0	2	27	8	0	1	0	2	0	1	1	9	27	5	2	10	.258
5/20	Rice	29	9	9	7	1	0	1	13	8	0	5	1	2	1	0	0	9	24	10	2	10	.259
Totals		1777	257	460	223	89	13	24	647	165	3	66	13	58	28	16	33	386	1410	544	57	380	.259

**PITCHING GAME-BY-GAME**

Date	Opponent	IP	H	R	ER	BB	SO	2B	3B	HR	WP	BK	HBP	DP	IBB	SCORE	W-L	SV	ERA
2/17	Creighton	9.0	8	2	2	0	7	0	0	1	0	0	0	2	0	3-2	1-0	1	2.00
2/18	Creighton	9.0	7	1	0	1	8	2	1	0	0	0	2	0	0	5-1	2-0	2	1.00
2/19	Creighton	9.0	5	1	0	0	9	1	0	0	0	0	2	1	0	14-1	3-0	2	0.67
2/22	at Alabama State	8.0	12	7	7	5	11	3	0	1	3	0	2	0	1	2-7	3-1	2	2.31
2/24	Valparaiso	9.0	5	1	1	1	5	3	0	0	0	0	0	1	1	5-1	4-1	2	2.05
2/25	Valparaiso	9.0	7	2	2	2	4	1	0	1	0	0	2	1	0	3-2	5-1	3	2.04
2/26	Valparaiso	9.0	15	9	7	7	5	2	0	0	3	0	1	1	2	5-9	5-2	3	2.76
2/28	Troy	9.0	7	4	4	3	7	0	0	1	1	0	1	0	0	2-4	5-3	3	2.92
3/3	at Georgia	10.0	4	1	1	2	7	0	0	0	0	0	0	0	1	2-1	6-3	3	2.67
3/4	at Georgia	8.0	8	2	1	5	5	0	0	1	0	0	1	0	0	0-2	6-4	3	2.53
3/5	at Georgia	8.0	2	1	1	3	4	1	0	0	0	0	1	1	0	0-1	6-5	3	2.41
3/8	Alabama A&M	7.0	5	2	2	1	5	1	0	0	1	0	0	0	0	8-2	7-5	3	2.42
3/8	Alabama A&M	7.0	5	1	1	1	6	0	0	1	0	0	0	1	0	7-1	8-5	3	2.35
3/10	ULM	9.0	6	3	3	6	6	1	0	0	0	0	0	0	0	4-3	9-5	4	2.40
3/12	ULM	8.0	8	3	3	2	7	2	0	0	0	0	0	2	0	4-3	10-5	4	2.46
3/12	ULM	10.0	10	2	2	2	5	3	0	0	0	0	1	0	0	3-2	11-5	4	2.41
3/14	at Auburn	8.0	7	4	2	4	7	2	0	0	1	0	1	1	0	0-4	11-6	4	2.40
3/18	at WKU*	8.0	14	9	8	1	6	5	0	2	1	0	0	0	0	6-9	11-7	4	2.75
3/18	at WKU*	9.0	7	4	4	1	9	2	0	1	0	1	1	1	0	8-4	12-7	5	2.82
3/19	at WKU*	9.0	1	0	0	0	6	0	0	0	1	0	1	2	0	5-0	13-7	5	2.67
3/21	Alabama	9.0	9	4	4	5	5	1	0	1	3	0	1	1	1	1-4	13-8	5	2.73
3/24	FAU*	9.0	8	2	2	3	5	2	0	0	0	0	1	1	0	6-2	14-8	6	2.70
3/24	FAU*	9.0	8	6	6	5	4	2	1	0	1	0	2	1	0	3-6	14-9	6	2.85
3/25	FAU*	9.0	9	9	9	13	7	1	0	1	2	0	1	2	0	5-9	14-10	6	3.12
3/28	Samford	9.0	12	5	5	6	5	0	0	0	0	0	0	1	1	1-5	14-11	6	3.19
3/31	at FIU*	9.0	7	5	5	2	6	0	0	3	1	0	5	0	2	8-5	15-11	7	3.27
4/1	at FIU*	8.0	12	12	12	7	9	3	1	1	6	1	5	1	0	6-12	15-12	7	3.62
4/2	at FIU*	8.0	7	6	4	2	9	2	0	1	6	0	1	2	0	2-6	15-13	7	3.64
4/4	at JSU	8.0	11	12	11	4	10	6	0	2	2	0	3	0	0	6-12	15-14	7	3.92
4/7	Marshall*	9.0	6	3	3	4	8	1	0	0	0	0	0	0	0	4-3	16-14	8	3.89
4/8	Marshall*	10.0	11	2	2	3	5	2	0	1	0	0	0	2	1	1-2	16-15	8	3.81
4/9	Marshall*	9.0	11	5	5	3	5	2	0	2	0	0	0	1	0	2-5	16-16	8	3.85
4/11	at Alabama	8.0	8	6	6	9	5	3	0	0	0	0	1	2	0	4-6	16-17	8	3.93
4/13	at MT*	8.0	15	11	9	3	7	3	0	0	4	0	0	1	0	10-11	16-18	8	4.10
4/14	at MT*	6.2	17	18	16	5	3	2	0	5	1	0	5	1	0	3-18	16-19	8	4.49
4/15	at MT*	7.1	18	13	12	5	4	3	0	0	3	0	2	2	1	3-13	16-20	8	4.73
4/18	at Troy	9.0	6	1	1	0	10	0	0	1	1	0	1	0	0	6-1	17-20	9	4.63
4/21	at LA Tech*	9.0	13	9	8	4	7	2	0	0	0	1	0	0	0	14-9	18-20	9	4.72
4/22	at LA Tech*	8.0	11	10	9	7	2	4	1	1	1	0	3	2	0	2-10	18-21	8	4.85
4/23	at LA Tech*	8.0	10	7	7	3	6	0	0	1	1	0	3	4	0	4-7	18-22	8	4.92
4/28	Charlotte*	9.0	9	2	1	4	4	1	0	0	0	0	2	4	2	3-2	19-22	9	4.82
4/29	Charlotte*	9.0	16	17	16	10	8	3	0	4	4	0	5	0	3	5-17	19-23	9	5.10
4/30	Charlotte*	6.0	4	3	1	1	5	1	0	0	2	0	0	1	0	0-3	19-24	9	5.04
5/2	at Samford	9.0	8	3	3	6	12	1	0	0	1	0	2	1	0	9-3	20-24	9	4.99
5/3	Alabama State	9.0	5	4	4	5	5	0	0	2	3	0	2	2	0	5-4	21-24	10	4.97
5/6	Old Dominion*	9.0	15	11	9	5	5	1	1	1	1	0	1	1	0	3-11	21-25	10	5.06
5/6	Old Dominion*	9.0	8	4	3	3	6	2	1	0	0	0	1	0	0	8-4	22-25	11	5.01
5/7	Old Dominion*	9.0	12	8	7	4	5	3	0	0	1	1	1	1	0	3-8	22-26	11	5.06
5/9	Auburn	9.0	8	2	2	6	4	2	0	0	1	0	2	3	0	8-2	23-26	11	4.99
5/12	at USM*	8.0	10	5	5	9	8	4	0	0	2	0	3	1	1	2-5	23-27	11	5.00
5/13	at USM*	8.0	15	9	9	4	8	3	0	0	3	0	3	0	0	4-9	23-28	11	5.10
5/14	at USM*	9.0	10	8	5	8	8	4	1	0	1	0	2	1	0	0-8	23-29	11	5.11
5/18	Rice*	9.0	15	12	12	8	10	6	0	3	2	0	2	2	0	4-12	23-30	11	5.25
5/19	Rice*	9.0	22	26	18	15	10	7	0	7	5	0	1	0	0	17-26	23-31	11	5.49
5/20	Rice*	8.0	10	4	3	2	4	1	0	0	1	0	1	1	0	9-4	24-31	11	5.46
Total		470.0	519	323	285	230	353	108	7	46	71	4	78	56	17	257-323	24-31	11	5.46



SEASON SUPERLATIVES

UAB Team Highs

Batting		
Category	No.	Opponent (Date)
At Bats	43	at LA Tech (April 21)
	43	vs. Rice (May 19)
Runs Scored	17	vs. Rice (May 19)
Hits	19	at LA Tech (April 21)
RBI's	16	vs. Rice (May 19)
Doubles	4	at FIU (April 1)
	4	at LA Tech (April 1)
Triples	2	at JSU (April 4)
Home Runs	3	at FIU (March 31)
Total Bases	27	vs. Rice (May 19)
Walks	9	vs. Marshall (April 7)
Strikeouts	13	at USM (May 13)
Sac Hits	3	4 times
Sac Flies	2	at WKU (March 18)
	2	vs. Marshall (April 7)
	2	at MT (April 13)
Stolen Bases	5	vs. ULM (March 12)
	5	vs. Old Dominion (May 6)
	5	vs. Rice (May 20)
Hit by Pitch	5	vs. Alabama Sate (May 3)
Caught Stealing	2	vs. Creighton (Feb. 18)
	2	vs. ULM (March 10)
Runners LOB	13	vs. Old Dominion (May 7)
Hit into DP	2	10 times

Fielding		
Category	No.	Opponent (Date)
Putouts	30	at Georgia (March 3)
	30	vs. ULM (March 12)
	30	vs. Marshall (April 8)
Assists	19	vs. Valparaiso (Feb. 25)
Errors	5	vs. Valparaiso (Feb. 25)
	5	at MT (April 13)
Passed Balls	1	11 times
DPs Turned	4	at LA Tech (April 23)
	4	vs. Charlotte (April 28)

Pitching		
Category	No.	Opponent (Date)
Innings Pitched	10.0	at Georgia (March 3)
	10.0	ULM (March 12)
	10.0	vs. Marshall (April 8)
Runs Allowed	26	vs. Rice (May 19)
Earned Runs	18	vs. Rice (May 19)
Walks Allowed	15	vs. Rice (May 19)
Strikeouts	12	at Samford (May 2)
Hits Allowed	22	vs. Rice (May 19)
Doubles Allowed	7	vs. Rice (May 19)
Triples Allowed	1	7 times
Homers Allowed	7	vs. Rice (May 19)
Wild Pitches	6	at FIU (April 1)
	6	at FIU (April 2)
Hit Batters	5	4 times

Individual Game Highs

Batting			
Category (Date)	Player	No.	Opponent
At Bats	Multiple	6	4 times
Runs Scored	Multiple	3	9 times
Hits	Pharis	4	vs. ULM (March 12)
RBI's	Pharis	4	at LA Tech (April 21)
	Pharis	4	Rice (May 20)
Doubles	Pharis	2	vs. ULM (March 12)
	Pharis	2	at LA Tech (April 21)
Triples	Multiple	1	13 times
Home Runs	Hicklen	2	at WKU (March 18)
Total Bases	Hicklen	8	at WKU (March 18)
Walks	McCown	3	vs. Rice (May 18)
Strikeouts	Hicklen	4	at Samford (May 2)
Sac Hits	Tolbert	2	vs. Creighton (Feb. 19)
	Johnson	2	vs. Marshall (April 8)
Sac Flies	Multiple	1	16 times
Stolen Bases	Hicklen	3	vs. ODU (May 6)
Hit by Pitch	Multiple	2	4 times
Caught Stealing	Multiple	1	13 times
Runners LOB	Schultz	5	vs. ODU (May 7)

Fielding			
Category (Date)	Player	No.	Opponent
Putouts	Pharis	15	vs. FAU (March 24)
Assists	Multiple	6	5 times
Errors	Ressmeyer	3	at Georgia (March 4)
Passed Balls	Multiple	1	11 times

Pitching			
Category (Date)	Player	No.	Opponent
Innings Pitched	Whitlock	9.0	vs. Valparaiso (Feb. 24)
	Lowery	9.0	at WKU (March 19)
Runs Allowed	Lowery	9	vs. Rice (May 18)
Earned Runs	Lowery	9	vs. Rice (May 18)
Walks Allowed	Whitlock	5	vs. ULM (March 10)
	Thomas	5	at USM (May 14)
	Eigsti	5	vs. Rice (May 19)
Strikeouts	Graham	9	vs. Creighton (Feb. 19)
Hits Allowed	Lowery	12	vs. Rice (May 18)
Doubles Allowed	Whitlock	5	at WKU (March 18)
	Lowery	5	vs. Rice (May 18)
Triples Allowed	Multiple	1	7 times
HR's Allowed	Lowery	3	at FIU (March 31)
	Lamar	3	at MT (April 14)
Wild Pitches	Thomas	4	at FIU (March 31)
	Whitlock	4	at FIU (April 2)
Hit Batters	Lowery	3	at FIU (March 31)
	Lowery	3	at USM (May 12)

GENERAL

STAFF

BLAZERS

OPPONENTS

2017 IN REVIEW

HISTORY AND RECORDS GREATER BHAM

**STARTING LINEUP**

Date	Opponent	C	1B	2B	3B	SS	LF	CF	RF	DH
2/17	Creighton	Dobbs	Pharis	Tolbert	Visintainer	Ralat	Schultz	Hicklen	McCown	Johns
2/18	Creighton	Dobbs	Pharis	Tolbert	Visintainer	Ralat	Schultz	Hicklen	McCown	Johns
2/19	Creighton	Dobbs	Pharis	Tolbert	Visintainer	Ralat	McCown	Hicklen	Eigsti	Johns
2/22	at Alabama State	Dobbs	Pharis	Johnson	Visintainer	Ralat	Nixon	Hicklen	McCown	Johns
2/24	Valparaiso	Dobbs	Pharis	Tolbert	Visintainer	Ralat	Schultz	Hicklen	McCown	Johns
2/25	Valparaiso	Dobbs	Pharis	Johnson	Visintainer	Ralat	Z. Davis	Hicklen	McCown	Johns
2/26	Valparaiso	Jeffries	Pharis	Tolbert	Visintainer	Ralat	Schultz	Hicklen	McCown	Johns
2/28	Troy	Dobbs	Pharis	Johnson	Visintainer	Ralat	McCown	Hicklen	Eigsti	Blackwood
3/3	at Georgia	Dobbs	Pharis	Tolbert	Visintainer	Ralat	McCown	Hicklen	Eigsti	Ressmeyer
3/4	at Georgia	Ressmeyer	Pharis	Johnson	Visintainer	Ralat	Z. Davis	Hicklen	McCown	Johns
3/5	at Georgia	Dobbs	Johns	Tolbert	Johnson	Ralat	Z. Davis	Nixon	McCown	Ressmeyer
3/8	Alabama A&M	Ressmeyer	Pharis	Tolbert	Visintainer	Ralat	Nixon	Hicklen	McCown	Johns
3/8	Alabama A&M	Dobbs	Pharis	Tolbert	Johnson	Ralat	McCown	Hicklen	Eigsti	Blackwood
3/10	ULM	Dobbs	Pharis	Tolbert	Visintainer	Ralat	Z. Davis	Hicklen	McCown	Johns
3/12	ULM	Ressmeyer	Pharis	Johnson	Visintainer	Ralat	Nixon	Hicklen	McCown	Johns
3/12	ULM	Dobbs	Johns	Tolbert	Pharis	Ralat	Schultz	Hicklen	Eigsti	Blackwood
3/14	at Auburn	Dobbs	Pharis	Johnson	Visintainer	Ralat	McCown	Hicklen	Eigsti	Ressmeyer
3/18	at WKU*	Dobbs	Pharis	Tolbert	Visintainer	Ralat	McCown	Hicklen	Eigsti	Ressmeyer
3/18	at WKU*	Ressmeyer	Johns	Tolbert	Pharis	Ralat	Schultz	Hicklen	McCown	Blackwood
3/19	at WKU*	Dobbs	Pharis	Tolbert	Visintainer	Ralat	McCown	Hicklen	Eigsti	Ressmeyer
3/21	Alabama	Dobbs	Johns	Tolbert	Pharis	Ralat	Nixon	Hicklen	McCown	Z. Davis
3/24	FAU*	Dobbs	Pharis	Tolbert	Visintainer	Ralat	McCown	Hicklen	Eigsti	Blackwood
3/24	FAU*	Ressmeyer	Pharis	Johnson	Visintainer	Ralat	Schultz	Hicklen	Z. Davis	Blackwood
3/25	FAU*	Dobbs	Pharis	Tolbert	Visintainer	Ralat	Schultz	Hicklen	McCown	Ressmeyer
3/28	Samford	Dobbs	Pharis	Johnson	Visintainer	Ralat	Nixon	Hicklen	McCown	Johns
3/31	at FIU*	Dobbs	Pharis	Tolbert	Visintainer	Ralat	Nixon	Hicklen	McCown	Ressmeyer
4/1	at FIU*	Ressmeyer	Pharis	Johnson	Visintainer	Ralat	Schultz	Hicklen	McCown	Dobbs
4/2	at FIU*	Dobbs	Pharis	Tolbert	Visintainer	Ralat	Schultz	Hicklen	McCown	Ressmeyer
4/4	at JSU	Ressmeyer	Johns	Tolbert	Pharis	Ralat	Schultz	Hicklen	Z. Davis	Dobbs
4/7	Marshall*	Dobbs	Pharis	Tolbert	Visintainer	Ralat	McCown	Hicklen	Eigsti	Ressmeyer
4/8	Marshall*	Ressmeyer	Pharis	Johnson	Visintainer	Ralat	Schultz	Nixon	McCown	Dobbs
4/9	Marshall*	Dobbs	Pharis	Tolbert	Visintainer	Ralat	Z. Davis	Nixon	McCown	Ressmeyer
4/11	at Alabama	Ressmeyer	Pharis	Johnson	Visintainer	Tolbert	Z. Davis	Nixon	McCown	Dobbs
4/13	at MT*	Dobbs	Pharis	Tolbert	Visintainer	Ralat	Schultz	Hicklen	McCown	Ressmeyer
4/14	at MT*	Ressmeyer	Pharis	Tolbert	Visintainer	Ralat	Schultz	Hicklen	McCown	Dobbs
4/14	at MT*	Dobbs	Pharis	Tolbert	Visintainer	Ralat	Schultz	Hicklen	McCown	Ressmeyer
4/18	at Troy	Dobbs	Johns	Visintainer	Pharis	Ralat	McCown	Hicklen	Eigsti	Ressmeyer
4/21	at LA Tech*	Dobbs	Johns	Visintainer	Pharis	Ralat	McCown	Hicklen	Eigsti	Ressmeyer
4/22	at LA Tech*	Ressmeyer	Johns	Visintainer	Pharis	Ralat	McCown	Hicklen	Eigsti	Dobbs
4/23	at LA Tech*	Dobbs	Johns	Johnson	Pharis	Ralat	Schultz	Hicklen	McCown	Ressmeyer
4/28	Charlotte*	Dobbs	Johns	Tolbert	Pharis	Ralat	Schultz	Hicklen	McCown	Ressmeyer
4/29	Charlotte*	Ressmeyer	Johns	Johnson	Pharis	Ralat	Schultz	Hicklen	McCown	Blackwood
4/30	Charlotte*	Dobbs	Johns	Visintainer	Pharis	Ralat	Schultz	Hicklen	McCown	Ressmeyer
5/2	at Samford	Ressmeyer	Johns	Visintainer	Pharis	Ralat	Schultz	Hicklen	Z. Davis	Blackwood
5/3	Alabama State	Dobbs	Johns	Tolbert	Pharis	Ralat	Schultz	Hicklen	McCown	Ressmeyer
5/6	ODU*	Dobbs	Johns	Visintainer	Pharis	Ralat	Schultz	Hicklen	McCown	Ressmeyer
5/6	ODU*	Ressmeyer	Johns	Visintainer	Pharis	Ralat	Schultz	Hicklen	Eigsti	Blackwood
5/7	ODU*	Ressmeyer	Johns	Visintainer	Pharis	Ralat	Schultz	Hicklen	McCown	Blackwood
5/9	Auburn	Ressmeyer	Johns	Visintainer	Pharis	Ralat	Schultz	Hicklen	McCown	Z. Davis
5/12	at USM*	Dobbs	Johns	Visintainer	Pharis	Ralat	Schultz	Hicklen	McCown	Ressmeyer
5/13	at USM*	Ressmeyer	Pharis	Tolbert	Visintainer	Ralat	Schultz	Hicklen	McCown	Blackwood
5/14	at USM*	Jeffries	Johns	Visintainer	Pharis	Ralat	Schultz	Hicklen	Z. Davis	Ressmeyer
5/18	Rice*	Dobbs	Johns	Visintainer	Pharis	Ralat	Z. Davis	Hicklen	McCown	Ressmeyer
5/19	Rice*	Ressmeyer	Pharis	Tolbert	Visintainer	Ralat	Z. Davis	Hicklen	Eigsti	Schultz
5/20	Rice*	Jeffries	Pharis	Tolbert	Visintainer	Ralat	Z. Davis	Hicklen	McCown	Ressmeyer



BATTING ORDER

Date	Opponent	1	2	3	4	5	6	7	8	9
2/17	Creighton	Hicklen	Schultz	Pharis	Johns	Ralat	McCown	Dobbs	Visintainer	Tolbert
2/18	Creighton	Hicklen	Schultz	Pharis	Johns	Ralat	McCown	Dobbs	Visintainer	Tolbert
2/19	Creighton	Hicklen	Visintainer	Pharis	Johns	Ralat	Dobbs	Eigsti	McCown	Tolbert
2/22	at Alabama State	Hicklen	Visintainer	Pharis	Johns	Ralat	McCown	Dobbs	Nixon	Johnson
2/24	Valparaiso	Hicklen	Schultz	Pharis	Johns	Ralat	McCown	Dobbs	Visintainer	Tolbert
2/25	Valparaiso	Hicklen	Visintainer	Pharis	Johns	Ralat	McCown	Dobbs	Z. Davis	Johnson
2/26	Valparaiso	Hicklen	Schultz	Pharis	Johns	Ralat	McCown	Visintainer	Jeffries	Tolbert
2/28	Troy	Hicklen	Visintainer	Ralat	Blackwood	Pharis	McCown	Dobbs	Eigsti	Johnson
3/3	at Georgia	Hicklen	Visintainer	Ralat	Pharis	Ressmeyer	McCown	Dobbs	Eigsti	Tolbert
3/4	at Georgia	Hicklen	Z. Davis	Ralat	Pharis	Ressmeyer	McCown	Pharis	Visintainer	Johnson
3/5	at Georgia	Nixon	Z. Davis	McCown	Johns	Ressmeyer	Johnson	Ralar	Dobbs	Tolbert
3/8	Alabama A&M	Hicklen	Nixon	Ressmeyer	Johns	Pharis	McCown	Ralat	Visintainer	Tolbert
3/8	Alabama A&M	Hicklen	Johnson	Pharis	Blackwood	Eigsti	Dobbs	McCown	Ralat	Tolbert
3/10	ULM	Hicklen	Z. Davis	Pharis	Johns	McCown	Dobbs	Ralat	Visintainer	Tolbert
3/12	ULM	Nixon	Johnson	Hicklen	Pharis	Johns	McCown	Ressmeyer	Ralat	Visintainer
3/12	ULM	Schultz	Hicklen	Pharis	Johns	Blackwood	Dobbs	Eigsti	Ralat	Tolbert
3/14	at Auburn	Johnson	Hicklen	Pharis	Ressmeyer	Eigsti	Dobbs	McCown	Ralat	Visintainer
3/18	at WKU*	Tolbert	McCown	Hicklen	Pharis	Ressmeyer	Eigsti	Dobbs	Visintainer	Ralat
3/18	at WKU*	Tolbert	Hicklen	Pharis	Blackwood	Johns	Ressmeyer	McCown	Ralat	Schultz
3/19	at WKU*	Tolbert	Hicklen	Pharis	Ressmeyer	Dobbs	McCown	Eigsti	Visintainer	Ralat
3/21	Alabama	Tolbert	Hicklen	Pharis	Johns	Dobbs	McCown	Z. Davis	Nixon	Ralat
3/24	FAU*	Tolbert	Hicklen	Pharis	Blackwood	Dobbs	Eigsti	McCown	Visintainer	Ralat
3/24	FAU*	Schultz	Hicklen	Pharis	Blackwood	Ressmeyer	Z. Davis	Johnson	Visintainer	Ralat
3/25	FAU*	Schultz	Hicklen	Pharis	Ressmeyer	Dobbs	McCown	Visintainer	Ralat	Tolbert
3/28	Samford	Nixon	Hicklen	Pharis	Johns	Dobbs	McCown	Visintainer	Ralat	Johnson
3/31	at FIU*	Nixon	Hicklen	Pharis	Ressmeyer	Dobbs	McCown	Ralat	Visintainer	Tolbert
4/1	at FIU*	Schultz	Hicklen	Pharis	Ressmeyer	Dobbs	Ralat	McCown	Visintainer	Johnson
4/2	at FIU*	Schultz	Hicklen	Pharis	Ressmeyer	Dobbs	Ralat	McCown	Visintainer	Tolbert
4/4	at JSU	Schultz	Hicklen	Pharis	Ressmeyer	Dobbs	Ralat	Z. Davis	Johns	Tolbert
4/7	Marshall*	Visintainer	Hicklen	Pharis	Ressmeyer	Dobbs	Ralat	Eigsti	McCown	Tolbert
4/8	Marshall*	Schultz	Nixon	Pharis	Ressmeyer	McCown	Ralat	Dobbs	Visintainer	Johnson
4/9	Marshall*	Visintainer	Z. Davis	Pharis	Ressmeyer	Dobbs	Ralat	McCown	Nixon	Tolbert
4/11	at Alabama	Visintainer	Z. Davis	Pharis	Ressmeyer	Dobbs	McCown	Nixon	Johnson	Tolbert
4/13	at MT*	Visintainer	Hicklen	Pharis	Ressmeyer	Dobbs	Ralat	McCown	Schultz	Tolbert
4/14	at MT*	Visintainer	Hicklen	Pharis	Ressmeyer	Dobbs	Ralat	McCown	Schultz	Tolbert
4/15	at MT*	Visintainer	Hicklen	Pharis	Ressmeyer	Dobbs	Ralat	McCown	Schultz	Tolbert
4/18	at Troy	Visintainer	Hicklen	Pharis	Ressmeyer	Dobbs	Ralat	McCown	Johns	Eigsti
4/21	at LA Tech*	Visintainer	Hicklen	Ressmeyer	Pharis	Ralat	McCown	Dobbs	Johns	Eigsti
4/22	at LA Tech*	Visintainer	Hicklen	Ressmeyer	Pharis	Ralat	McCown	Dobbs	Johns	Eigsti
4/23	at LA Tech*	Ralat	Hicklen	Ressmeyer	Pharis	McCown	Johns	Dobbs	Schultz	Johnson
4/28	Charlotte*	Ralat	Hicklen	Pharis	Ressmeyer	McCown	Johns	Dobbs	Schultz	Tolbert
4/29	Charlotte*	Ralat	Hicklen	Pharis	Ressmeyer	Blackwood	Schultz	McCown	Johns	Johnson
4/30	Charlotte*	Schultz	Hicklen	Pharis	Ressmeyer	Ralat	Visintainer	Johns	Dobbs	McCown
5/2	at Samford	Schultz	Hicklen	Ressmeyer	Pharis	Blackwood	Johns	Visintainer	Z. Davis	Ralat
5/3	Alabama State	Schultz	Hicklen	Ressmeyer	Pharis	Johns	Ralat	McCown	Dobbs	Tolbert
5/6	ODU*	Schultz	Hicklen	Ressmeyer	Pharis	Ralat	Johns	Visintainer	McCown	Dobbs
5/6	ODU*	Schultz	Hicklen	Ressmeyer	Pharis	Blackwood	Ralat	Visintainer	Johns	Eigsti
5/7	ODU*	Schultz	Hicklen	Ressmeyer	Pharis	Blackwood	Ralat	Johns	Visintainer	McCown
5/9	Auburn	Schultz	Hicklen	Ressmeyer	Pharis	Johns	Ralat	Z. Davis	Visintainer	McCown
5/12	at USM*	Schultz	Hicklen	Ressmeyer	Pharis	Ralat	Johns	Visintainer	McCown	Eigsti
5/13	at USM*	Schultz	Hicklen	Ressmeyer	Pharis	Blackwood	Visintainer	Ralat	McCown	Tolbert
5/14	at USM*	Schultz	Hicklen	Ressmeyer	Pharis	Ralat	Johns	Visintainer	Z. Davis	Jeffries
5/18	Rice*	Visintainer	Hicklen	Ressmeyer	Pharis	Johns	Ralat	McCown	Dobbs	Z. Davis
5/19	Rice*	Schultz	Hicklen	Ressmeyer	Pharis	Z. Davis	Ralat	Visintainer	Eigsti	Tolbert
5/20	Rice*	Visintainer	Z. Davis	Hicklen	Ressmeyer	Pharis	Ralat	McCown	Jeffries	Tolbert



LINE SCORES

Game 1 - 2/17/17 at Birmingham, Ala.

Score by Innings	1	2	3	4	5	6	7	8	9	R	H	E
Creighton	0	0	0	0	0	0	0	0	2	-	2	8 0
UAB	0	1	0	0	2	0	0	0	X	-	3	6 0

WP-Whitlock (1-0) Save-Lowery (1) LP-Lacy (0-1) T-2:08 A-926
HR Creighton-Jackson Allbery

Game 2 - 2/18/17 at Birmingham, Ala.

Score by Innings	1	2	3	4	5	6	7	8	9	R	H	E
Creighton	0	1	0	0	0	0	0	0	0	-	1	7 2
UAB	0	0	0	1	0	3	0	0	X	-	5	6 1

WP-Ruggles (1-0) Saves-C. Jones (1) LP-Rogalla (0-1) T-2:50 A-672

Game 3 - 2/19/17 at Birmingham, Ala.

Score by Innings	1	2	3	4	5	6	7	8	9	R	H	E
Creighton	0	0	0	0	0	0	1	0	0	-	1	5 5
UAB	0	0	3	0	1	4	4	2	X	-	14	10 2

WP-Graham (1-0) LP-Albrecht (0-1) T-2:46 A-510

Game 4 - 2/19/17 at Montgomery, Ala.

Score by Innings	1	2	3	4	5	6	7	8	9	R	H	E
UAB	0	0	0	0	0	0	0	2	0	-	2	9 0
Alabama State	0	0	5	0	1	0	0	1	X	-	7	12 0

WP-Echelmeier (1-0) Save-Bizzle (1) LP-Lamar (0-1) T-3:04 A-391
HR Alabama State-Ocasio (1)

Game 5 - 2/24/17 at Montgomery, Ala.

Score by Innings	1	2	3	4	5	6	7	8	9	R	H	E
Valparaiso	0	0	1	0	0	0	0	0	0	-	1	5 2
UAB	0	0	0	1	1	3	0	1	X	-	5	5 0

WP-Whitlock (2-0) LP-Losi (0-1) T-2:12 A-375

Game 6 - 2/25/17 at Birmingham, Ala.

Score by Innings	1	2	3	4	5	6	7	8	9	R	H	E
Valparaiso	0	0	0	1	0	0	0	2	1	-	2	7 0
UAB	1	0	0	2	0	0	0	0	X	-	3	8 5

WP-C. Jones (1-0) Save-Lowery (1) LP-Gordon (0-1) T-2:23 A-372
HR Valpo-Palace (1)

Game 7 - 2/19/17 at Birmingham, Ala.

Score by Innings	1	2	3	4	5	6	7	8	9	R	H	E
Valparaiso	2	0	0	0	1	0	0	0	0	-	9	15 0
UAB	0	0	0	0	0	0	1	4	0	-	5	8 1

WP-Inman LP-Ruggles (1-1) T-3:16 A-231

Game 8 - 2/28/17 at Birmingham, Ala.

Score by Innings	1	2	3	4	5	6	7	8	9	R	H	E
Troy	3	0	0	0	1	0	0	0	0	-	4	7 0
UAB	0	0	0	0	0	0	2	0	0	-	2	6 1

WP-Crook (1-0) S-Fultz (1) LP-K.Davis (0-1) T-2:17 A-198
HR Troy-Davis (1)

Game 9 - 3/3/17 at Athens, Ga.

Score by Innings	1	2	3	4	5	6	7	8	9	10	R	H	E
UAB	0	0	0	0	0	1	0	0	0	1	-	2	6 0
Georgia	0	0	0	0	0	0	0	0	1	0	-	1	4 0

WP-C. Jones (2-0) LP-Brown (0-1) T-2:49 A-1466

Game 10 - 3/4/17 at Athens, Ga.

Score by Innings	1	2	3	4	5	6	7	8	9	R	H	E
UAB	0	0	0	0	0	0	0	0	0	0	4	0
Georgia	0	0	1	0	0	1	0	0	X	-	2	8 2

WP-Locey (2-1) S-Gist (1) LP-Ruggles (1-2) T-2:46 A-1850
HR Georgia-Maxwell (2)

Game 11 - 3/5/17 at Athens, Ga.

Score by Innings	1	2	3	4	5	6	7	8	9	R	H	E
UAB	0	0	0	0	0	0	0	0	0	-	0	4 0
Georgia	0	1	0	0	0	0	0	0	X	-	1	2 0

WP-Adkins (2-0) LP-Lowery (0-1) T-1:57 A-1784

Game 12 - 3/8/17 at Birmingham, Ala.

Score by Innings	1	2	3	4	5	6	7	R	H	E
Alabama A&M	0	0	0	0	0	2	0	-	2	5 4
UAB	1	4	2	0	0	1	X	-	8	6 0

WP-Gonzales-Montoya (1-0) LP-Parry (0-1) T-1:54 A-203

Game 13 - 3/8/17 at Birmingham, Ala.

Score by Innings	1	2	3	4	5	6	7	R	H	E
Alabama A&M	0	0	0	0	0	1	0	-	1	5 0
UAB	0	2	0	0	5	0	X	-	7	7 1

WP-Lamar (1-1) LP-Marsonek (1-4) T-2:03 A-203
HR Alabama A&M-Malcom (3)

Game 14 - 3/10/17 at Birmingham, Ala.

Score by Innings	1	2	3	4	5	6	7	8	9	R	H	E
Louisiana-Monroe	0	0	0	0	0	0	0	3	0	-	3	6 0
UAB	0	0	0	1	0	3	0	0	X	-	4	8 0

WP-Whitlock (3-0) S-Lowery (3) LP-Leone (0-1) T-2:31 A-215

Game 15 - 3/12/17 at Birmingham, Ala.

Score by Innings	1	2	3	4	5	6	7	8	R	H	E
Louisiana-Monroe	0	0	1	0	0	0	2	0	-	3	8 0
UAB	0	0	0	0	1	2	0	1	-	4	10 2

WP-Munger (1-0) LP-Cater (1-1) T-2:24 A-177
HR UAB-Hicklen (1)

Game 16 - 3/12/17 at Birmingham, Ala.

Score by Innings	1	2	3	4	5	6	7	8	9	10	R	H	E
Louisiana-Monroe	0	2	0	0	0	0	0	0	0	0-	2	10	1
UAB	1	0	1	0	0	0	0	0	0	1-	3	8	0
WP-Lamar (2-1) LP-Herrera (1-1) T-2:43 A-177													

Game 17 - 3/14/17 at Auburn, Ala.

Score by Innings	1	2	3	4	5	6	7	8	9	R	H	E
UAB	0	0	0	0	0	0	0	0	0	-	0	6 1
Auburn	2	0	0	0	0	2	0	0	X	-	4	7 0

WP-Mitchell (3-0) LP-Graham (1-1) T-2:23 A-1825

Game 18 - 3/18/17 at Bowling Green, Ky.

Score by Innings	1	2	3	4	5	6	7	8	9	R	H	E
UAB	1	0	0	1	0	3	0	1	0	-	6	8 0
WKU	0	1	0	2	2	0	4	0	X	-	9	14 2

WP-Elder (2-0) LP-Whitlock (3-1) T-2:34 A-194
HR UAB-Hicklen; WKU-Wood, Peter

Game 19 - 3/18/17 at Bowling Green, Ky.

Score by Innings	1	2	3	4	5	6	7	8	9	R	H	E
UAB	1	0	3	2	0	0	0	0	2	-	8	12 1
WKU	2	0	0	1	0	1	0	0	0	-	4	7 0

WP-Ruggles (2-2) S-C. Jones (2) LP-Kirkpatrick (1-3) T-2:29 A-194
HR WKU-Peter

Game 20 - 3/19/17 at Bowling Green, Ky.

Score by Innings	1	2	3	4	5	6	7	8	9	R	H	E
UAB	0	0	0	0	1	4	0	0	0	-	5	7 1
WKU	0	0	0	0	0	0	0	0	0	-	0	1 0

WP-Lowery (1-1) LP-Acosta (0-2) T-1:52 A-214

Game 21 - 3/21/17 at Birmingham, Ala.

Score by Innings	1	2	3	4	5	6	7	8	9	R	H	E
Alabama	0	1	0	1	0	0	1	0	1	-	4	9 3
UAB	0	0	0	0	0	0	0	0	1	-	1	6 1

WP-Rukes (2-1) S-Vainer (3) LP-Munger (1-1) T-2:53 A-1152
HR UA-Short (2)

Game 22 - 3/24/17 at Birmingham, Ala.

Score by Innings	1	2	3	4	5	6	7	8	9	R	H	E
FAU	0	0	0	0	0	2	0	0	0	-	2	8 1
UAB	0	0	2	0	3	0	1	0	X	-	6	11 0

WP-Lowery (2-1) S-Jones (3) LP-Stewart (1-1) T-2:41 A-173
HR UAB-Hicklen (4)



LINE SCORES

Game 23 - 3/24/17 at Birmingham, Ala.

Score by Innings	1	2	3	4	5	6	7	8	9	R	H	E
FAU	0	5	0	0	0	0	1	0	0	6	8	0
UAB	0	0	1	1	1	0	0	0	0	3	4	0

WP-House (3-1) LP-Ruggles (2-3) T-2:46 A-316

Game 24 - 3/25/17 at Birmingham, Ala.

Score by Innings	1	2	3	4	5	6	7	8	9	R	H	E
FAU	0	2	2	1	0	2	2	0	0	9	9	2
UAB	1	0	0	1	0	3	0	0	0	5	9	2

WP-Miednik (3-1) LP-Whitlock (3-2) T-3:24 A-236

HR FAU-Pedro (3); UAB-Pharis (1)

Game 25 - 3/28/17 at Birmingham, Ala.

Score by Innings	1	2	3	4	5	6	7	8	9	R	H	E
Samford	0	0	0	1	2	0	0	0	2	5	12	0
UAB	0	0	1	0	0	0	0	0	0	1	7	0

WP-Shelton (2-0) LP-Gonzales-Montoya (1-1) T-2:56 A-989

Game 26 - 3/31/17 at Miami, Fla.

Score by Innings	1	2	3	4	5	6	7	8	9	R	H	E
UAB	2	0	2	0	0	0	2	0	0	8	14	0
FIU	2	2	0	1	0	0	0	0	0	5	7	1

WP-Lowery (3-1) S-C.Jones (4) LP-Myrick (3-1) T-3:04 A-457

HR UAB-Hicklen (5), Pharis (2), Ressimyer (1); FIU-Meimerstorf (2), Day 2 (2)

Game 27 - 4/1/17 at Miami, Fla.

Score by Innings	1	2	3	4	5	6	7	8	9	R	H	E
UAB	2	3	0	0	0	0	1	0	0	6	12	0
FIU	0	5	0	1	1	3	2	0	X	12	12	0

WP-Demchak (2-0) S-LoBrutto (1) LP-Thomas (0-1) T-3:50 A-865

HR UAB-Hicklen (6) FIU-Schaaaf (2)

Game 28 - 4/2/17 at Miami, Fla.

Score by Innings	1	2	3	4	5	6	7	8	9	R	H	E
UAB	0	1	0	0	0	0	0	1	0	2	10	2
FIU	1	1	0	3	0	1	0	0	X	6	7	2

WP-MacDonald (4-0) LP-Whitlock (3-3) T-3:02 A-561

HR FIU-Day (3)

Game 29 - 4/4/17 at Oxford, Ala.

Score by Innings	1	2	3	4	5	6	7	8	9	R	H	E
UAB	0	0	0	2	3	0	1	0	0	6	8	2
JSU	3	0	0	1	0	0	0	0	X	12	11	0

WP-Simpson (1-2) LP-C. Jones (1-2) T-3:17 A-422

HR JSU-Simpson (6), Reynolds (1)

Game 30 - 4/7/17 at Birmingham, Ala.

Score by Innings	1	2	3	4	5	6	7	8	9	R	H	E
Marshall	0	0	0	0	0	0	2	1	0	3	6	1
UAB	1	1	0	1	0	1	0	0	X	4	7	0

WP-Lowery (4-1) S-C.Jones (4) LP-Shapiro (1-3) T-2:53 A-389

Game 31 - 4/8/17 at Birmingham, Ala.

Score by Innings	1	2	3	4	5	6	7	8	9	R	H	E
Marshall	0	0	1	0	0	0	0	0	1	2	11	4
UAB	0	0	0	0	0	1	0	0	0	1	4	2

WP-Martin (3-1) S-Reed (2) LP-Whitlock (3-4) T-2:40 A-298

HR Marshall-Zban (2)

Game 32 - 4/9/17 at Birmingham, Ala.

Score by Innings	1	2	3	4	5	6	7	8	9	R	H	E
Marshall	2	0	0	2	0	0	1	0	0	5	11	1
UAB	0	0	1	1	0	0	0	0	0	2	7	0

WP-Niggemeyer (1-1) S-Reed (3) LP-Ruggles (2-4) T-3:00 A-205

HR Marshall-Zban (3), Valenti (1)

Game 33 - 4/11/17 at Tuscaloosa, Ala.

Score by Innings	1	2	3	4	5	6	7	8	9	R	H	E
UAB	0	0	0	0	0	0	0	0	4	4	7	0
Alabama	1	0	0	0	0	3	2	0	X	6	8	0

WP-Suchey (2-4) S-Oczypok (1) LP-Calvert (0-1) T-3:12 A-3268

Game 34 - 4/13/17 at Murfreesboro, Tenn.

Score by Innings	1	2	3	4	5	6	7	8	9	R	H	E
UAB	0	4	5	0	0	0	1	0	0	10	11	5
MT	0	1	0	4	0	0	5	0	1	11	15	0

WP-Holcombe (3-1) LP-C.Jones (2-2) T-3:42 A-555

HR UAB-Ressimyer (3)

Game 35 - 4/14/17 at Murfreesboro, Tenn.

Score by Innings	1	2	3	4	5	6	7	8	9	R	H	E
UAB	1	0	0	2	0	0	0	0	0	3	9	2
MT	0	2	2	7	4	0	0	3	0	18	17	1

WP-Spencer (2-0) LP-Lamar (2-2) T-2:54 A-786

HR MT-Lopez (1), Kemp (4), Aucker (6), Dennis 2 (5)

Game 36 - 4/15/17 at Murfreesboro, Tenn.

Score by Innings	1	2	3	4	5	6	7	8	9	R	H	E
UAB	0	1	2	0	0	0	0	0	0	3	5	1
MT	0	0	0	0	0	5	4	4	0	13	18	1

WP-Puckett (2-1) S-Conn (1) LP-Whitlock (3-5) T-3:12 A-701

Game 37 - 4/18/17 at Troy, Ala.

Score by Innings	1	2	3	4	5	6	7	8	9	R	H	E
UAB	0	0	0	2	1	2	1	0	0	6	8	0
Troy	0	0	1	0	0	0	0	0	0	1	6	1

WP-Thomas (1-1) LP-Mabray (2-2) T-2:10 A-768

HR UAB-McCown (1); Troy-Lockridge (2)

Game 38 - 4/21/17 at Ruston, La.

Score by Innings	1	2	3	4	5	6	7	8	9	R	H	E
UAB	0	1	2	0	0	10	1	0	0	14	19	1
Louisiana Tech	0	0	0	0	0	1	7	0	1	9	13	1

WP-Lowery (5-1) LP-Sutton (5-3) T-3:19 A-1311

Head Coach Brian Shoop's 1,000 Career Win

Game 39 - 4/22/17 at Ruston, La.

Score by Innings	1	2	3	4	5	6	7	8	9	R	H	E
UAB	0	0	0	0	0	0	1	1	0	2	11	1
Louisiana Tech	0	0	2	5	1	2	0	0	X	10	11	0

WP-Harris (5-0) LP-Graham (1-2) T-3:05 A-1510

HR Louisiana Tech-Washam (1)

Game 40 - 4/23/17 at Ruston, La.

Score by Innings	1	2	3	4	5	6	7	8	9	R	H	E
UAB	2	0	0	1	0	0	1	0	0	4	10	0
Louisiana Tech	0	0	0	1	0	0	0	6	X	7	10	0

WP-Griffin (3-1) S-Hassler (4) LP-Whitlock (3-6) T-2:45 A-1501

HR UAB-Ralat (1), Hicklen (7); Louisiana Tech-Washam (6)

Game 41 - 4/28/17 at Birmingham, Ala.

Score by Innings	1	2	3	4	5	6	7	8	9	R	H	E
Charlotte	0	0	1	1	0	0	0	0	0	2	9	0
UAB	0	0	0	1	0	0	2	0	X	3	8	2

WP-Lowery (6-1) S-Whitlock (1) LP-Laws (5-1) T-2:52 A-343

HR UAB-Johns (1), Davis (1)

Game 42 - 4/29/17 at Birmingham, Ala.

Score by Innings	1	2	3	4	5	6	7	8	9	R	H	E
Charlotte	2	5	1	0	0	0	3	4	2	17	16	0
UAB	0	1	2	0	2	0	0	0	0	5	11	1

WP-Maciejewski (5-3) LP-Graham (1-3) T-3:41 A-211

HR Charlotte-Jarrett 3 (7), Netzer (4)

Game 43 - 4/30/17 at Birmingham, Ala.

Score by Innings	1	2	3	4	5	6	7	8	9	R	H	E
Charlotte	0	1	0	1	1	0	0	0	0	3	4	0
UAB	0	0	0	0	0	0	0	0	0	0	5	4

WP-Brooks (6-3) S-Patten (7) LP-C.Jones (2-3) T-1:55 A-174

Game 44 - 5/2/17 at Birmingham, Ala.

Score by Innings	1	2	3	4	5	6	7	8	9	R	H	E
UAB	0	1	0	6	0	0	2	0	0	9	11	0
Samford	1	0	1	0	1	0	0	0	0	3	8	1

WP-Thomas (2-1) LP-Corbin (0-1) T-3:34 A-1049

HR UAB-Schultz (1), Johns (2)



LINE SCORES/MISCELLANEOUS

Game 45 - 5/3/17 at Birmingham, Ala.

Score by Innings	1	2	3	4	5	6	7	8	9	R	H	E
Alabama State	0	0	4	0	0	0	0	0	0	0	4	5
UAB	4	0	1	0	0	0	0	0	X	5	7	0

WP-K. Davis (1-1) S-Gonzales-Montoya (1) LP-McCall (1-6) A-155
HR Alabama State-Estrada (9), Ocasio (5); UAB-Ressmeyer (3), Ralat (2)

Game 46 - 5/6/17 at Birmingham, Ala.

Score by Innings	1	2	3	4	5	6	7	8	9	R	H	E
Old Dominion	0	0	0	0	7	0	4	0	0-	11	15	0
UAB	0	0	0	0	1	2	0	0	0-	3	10	1

WP-Sinnen (3-3) LP-Lowery (6-2) T-2:53 A-417
HR Old Dominion-Bishop (2)

Game 47 - 5/6/17 at Birmingham, Ala.

Score by Innings	1	2	3	4	5	6	7	8	9	R	H	E
Old Dominion	2	0	1	0	0	0	0	1	0-	4	8	1
UAB	0	3	2	0	2	1	0	0	X-	8	12	1

WP-C. Jones (3-3) S-Whitlock (2) LP-Bainbridge (7-2) A-413

Game 48 - 5/7/16 at Birmingham, Ala.

Score by Innings	1	2	3	4	5	6	7	8	9	R	H	E
Old Dominion	0	0	0	0	0	2	4	2	0-	8	12	0
UAB	0	0	1	1	0	0	0	0	1-	3	10	1

WP-Lopez (5-2) LP-Gonzales-Montoya (1-2) T-3:41 A-335

Game 49 - 5/9/17 at Birmingham, Ala.

Score by Innings	1	2	3	4	5	6	7	8	9	R	H	E
Auburn	0	0	0	1	0	0	0	1	0-	2	8	1
UAB	0	0	1	0	2	1	1	3	X-	8	14	1

WP-Gonzales-Montoya (2-2) LP-Camacho (2-3) T-3:15 A-5344

Game 50 - 5/12/17 at Hattiesburg, Miss.

Score by Innings	1	2	3	4	5	6	7	8	9	R	H	E
UAB	0	0	0	0	0	1	0	1	0-	2	5	0
USM	2	0	0	1	0	0	2	0	X-	5	10	3

WP-Smith (5-0) S-Powers (2) LP-Lowery (6-3) T-2:46 A-3000

Game 51 - 5/13/17 at Hattiesburg, Miss.

Score by Innings	1	2	3	4	5	6	7	8	9	R	H	E
UAB	0	1	0	1	0	0	2	0	0-	4	7	1
USM	1	0	1	3	4	0	0	0	X-	9	15	1

WP-MCCarty (8-2) LP-C. Jones (3-4) T-3:00 A-3356
HR UAB-Ralat (3)

Game 52 - 5/14/17 at Hattiesburg, Miss.

Score by Innings	1	2	3	4	5	6	7	8	9	R	H	E
UAB	0	0	0	0	0	0	0	0	0-	0	5	2
USM	0	0	2	0	1	0	1	4	X-	8	10	1

WP-Braleay (5-2) LP-Thomas (2-2) T-3:00 A-3066

Game 53 - 5/18/17 at Birmingham, Ala.

Score by Innings	1	2	3	4	5	6	7	8	9	R	H	E
Rice	1	6	0	2	0	0	0	1	2	12	15	0
UAB	2	0	0	0	0	2	0	0	0	4	5	0

WP-Canterino (4-4) S-Jeffries (2) LP-Lowery (6-4) A-208
HR Rice-DiCaprio (5), Sheppard (6), Warren (2); UAB-Ressmeyer (4)

Game 54 - 5/19/17 at Birmingham, Ala.

Score by Innings	1	2	3	4	5	6	7	8	9	R	H	E
Rice	6	0	4	1	8	2	0	2	3	26	22	0
UAB	0	1	2	0	1	3	2	0	8	17	17	2

WP-Moss (3-1) LP-C.Jones T-4:44 A-317
HR Rice-Chandler (4), Proctor (4), Myers (5), Sheppard (7), Dunlap 2 (5); UAB-Hicklen (8), Davis (2)

Game 55 - 5/20/17 at Birmingham, Ala.

Score by Innings	1	2	3	4	5	6	7	8		R	H	E
Rice	0	0	0	0	0	0	0	4		4	10	2
UAB	2	0	2	0	0	4	1	X		9	9	2

WP-Thomas (3-2) LP-Amador (3-5) T-3:00 A-439
HR UAB-Pharis (3)

Miscellaneous Batting Stats

Multiple Hit Games	2	3	4	5+	Total
5 Carter Pharis	15	4	1	-	20
10 Brewer Hicklen	15	2	-	-	17
23 Pierce Ressmeyer	13	3	-	-	16
1 Antonio Ralat	13	2	-	-	15
19 Price Visintainer	9	2	-	-	11
30 Colton Schultz	8	1	-	-	9
26 Stephen Dobbs	4	2	-	-	6
24 Riley McCown	5	1	-	-	6
27 Thomas Johns	3	1	-	-	4
12 Luke Eigsti	3	-	-	-	3
8 Brett Blackwood	1	1	-	-	2
2 Tyler Tolbert	1	-	-	-	1
20 Jared Nixon	1	-	-	-	1
Team	91	19	1	0	111

Multiple RBI Games	2	3	4	5+	Total
5 Carter Pharis	5	1	2	-	8
23 Pierce Ressmeyer	7	1	-	-	8
10 Brewer Hicklen	5	2	-	-	7
1 Antonio Ralat	6	1	-	-	7
19 Price Visintainer	4	-	-	-	4
30 Colton Schultz	4	-	-	-	4
26 Stephen Dobbs	3	-	-	-	3
9 Zack Davis	3	-	-	-	3
24 Riley McCown	2	-	-	-	2
6 Blake Johnson	2	-	-	-	2
8 Brett Blackwood	2	-	-	-	2
12 Luke Eigsti	-	1	-	-	1
20 Jared Nixon	-	1	-	-	1
Team	43	7	2	0	52

Hitting Streaks	Longest	Current
10 Brewer Hicklen	19	7
23 Pierce Ressmeyer	11	8
30 Colton Schultz	8	5
19 Price Visintainer	7	-
5 Carter Pharis	7	2
1 Antonio Ralat	6	-
2 Tyler Tolbert	6	2
8 Brett Blackwood	6	1
26 Stephen Dobbs	6	1
27 Thomas Johns	5	-
9 Zack Davis	4	4
24 Riley McCown	4	1
6 Blake Johnson	3	-
12 Luke Eigsti	2	-
20 Jared Nixon	2	-
44 Jim Jeffries	1	-
28 Sylvester Toe	1	1

Reach Base Streaks	Longest	Current
10 Brewer Hicklen	41	41
5 Carter Pharis	14	5
19 Price Visintainer	13	-
23 Pierce Ressmeyer	11	8
1 Antonio Ralat	10	-
26 Stephen Dobbs	10	1
2 Tyler Tolbert	8	2
30 Colton Schultz	8	5
8 Brett Blackwood	6	1
24 Riley McCown	6	3
27 Thomas Johns	6	-
12 Luke Eigsti	5	1
9 Zack Davis	4	4
6 Blake Johnson	4	1
20 Jared Nixon	2	-
44 Jim Jeffries	2	-
28 Sylvester Toe	1	1



C-USA

2017 C-USA Final Standings

School	C-USA	Pct.	Overall	Pct.
Southern Miss-x	25-5	.833	50-16	.758
Old Dominion	19-11	.630	37-21	.638
Florida Atlantic	18-12	.600	35-21-1	.623
Charlotte	18-12	.600	34-24	.586
LA Tech	17-13	.567	36-20	.643
Rice-y	16-14	.533	33-31	.516
FIU	15-15	.500	31-27	.534
UTSA	15-15	.500	29-28	.509
Marshall	12-18	.400	25-29	.463
Middle Tennessee	10-20	.333	24-31	.436
UAB	9-21	.300	24-31	.436
WKU	6-24	.200	16-39	.291

x - Regular Season Champions

y - Tournament Champions

2017 C-USA Awards

Player of the Year:	OF	Mason Irby, Southern Miss
Dylan Burdeaux, Southern Miss	OF	Matt Wallner, Southern Miss
Pitcher of the Year:	C	Dominic DiCaprio, Rice
Nate Harris, LA Tech	DH	Jared Shouppe, Florida Atlantic
Freshman of the Year:	UT	Dane Myers, Rice
Matt Wallner, Southern Miss	SP	Zach Flanagan, Charlotte
Newcommer of the Year:	SP	Thomas Lowery, UAB
Jared Young, Old Dominion	SP	Wade Martin, Marshall
Defensive Player of the Year:	RP	Karl Craigie, UTSA
Zach Rutherford, Old Dominion	RP	Cameron Ragsdale
Coach of the Year:		
Scott Berry, Southern Miss		
Assistant Coach of the Year:		
Chad Caillet, Southern Miss		

First Team All C-USA

IF	Dylan Burdeaux, Southern Miss
IF	Tyler Frank, Florida Atlantic
IF	Zach Rutherford, Old Dominion
IF	Jared Young, Old Dominion
OF	T.J. Nichting, Charlotte
OF	Sam Finfer, Marshall
C	Brent Diaz, LA Tech
DH	Aaron Aucker, Middle Tennessee
UT	Taylor Braley, Southern Miss
SP	Adam Bainbridge, Old Dominion
SP	Nate Harris, LA Tech
SP	Colton Laws, Charlotte
SP	Kirk McCarty, Southern Miss
RP	Nick Sandlin, Southern Miss
RP	Colt Smith, Southern Miss

Second Team All C-USA

IF	Riley Delgado, Middle Tennessee
IF	JC Escarra, FIU
IF	Chase Lunceford, LA Tech
IF	Brett Netzer, Charlotte
IF	Jordan Washam, LA Tech
OF	Brewer Hicklen, UAB

2017 C-USA Tournament

Wednesday, May 24

- (6) Rice 5, (3) Florida Atlantic 3
- (2) Old Dominion 3, (7) FIU 2
- (8) UTSA 9, (1) Southern Miss 2
- (4) Charlotte 7, (5) LA Tech 2

Thursday, May 25

- (3) Florida Atlantic 8, (7) FIU 2
- (1) Southern Miss 5, (5) LA Tech 2
- (6) Rice 4, (2) Old Dominion 3
- (4) Charlotte 5, (8) UTSA 0

Friday, May 26

- (3) Florida Atlantic 6, (2) Old Dominion 2
- (1) Southern Miss 7, (8) UTSA 1

Saturday, May 27

- (6) Rice 13, (3) Florida Atlantic 2
- (1) Southern Miss 6, (4) Charlotte 5
- (1) Southern Miss 10, (4) Charlotte 8

Sunday, May 28

- (6) Rice 5, (1) Southern Miss 4

2017 MLB Draftees

Player	School	MLB Team
Brett Netzer	Charlotte	Boston Red Sox
Glenn Otto	Rice	New York Yankees
Zach Rutherford	ODU	Tampa Bay Rays
Taylor Braley	Southern Miss	Miami Marlins
Dane Myers	Rice	Detroit Tigers
Brewer Hicklen	UAB	Kansas City Royals
Colton Laws	Charlotte	Toronto Blue Jays
Kirk McCarty	Southern Miss	Cleveland Indians
Riley Delgado	MT	Atlanta Braves
T.J. Nichting	Charlotte	Baltimore Orioles
Tristan Gray	Rice	Pittsburgh Pirates
J.C. Escarra	FIU	Baltimore Orioles
Jared Young	ODU	Chicago Cubs
Raphael Gladu	LA Tech	New York Mets
Chris Muller	UTSA	Tampa Bay Rays
Tyler Ratliff	Marshall	Texas Rangers
Zach Soria	FIU	Atlanta Braves
Garrett Whitlock	UAB	New York Yankees
Dominic LoBrutto	FIU	Boston Red Sox
Irving Lopez	FIU	St. Louis Cardinals
Dylan Burdeaux	USM	Detroit Tigers
Nate Harris	LA Tech	Colorado Rockies
Kevin Markham	UTSA	Philadelphia Phillies
Alex House	FAU	Houston Astros
Franklin Van Gorp	FIU	San Francisco Giants
Zach Jarrett	Charlotte	Baltimore Orioles
Brent Diaz	LA Tech	Milwaukee Brewers
Cody Puckett	MT	Oakland A's
Adam Bainbridge	ODU	Kansas City Royals
Hayden Roberts	USM	Colorado Rockies
Karl Craigie	UTSA	Miami Marlins
Michael Agis	FIU	Colorado Rockies

GENERAL

STAFF

BLAZERS

OPPONENTS

2017 IN REVIEW

HISTORY AND RECORDS

GREATER BHAM



C-USA

Team	Avg.	GP	AB	R	H	2B	3B	HR	RBI	TB	SLG%	BB	HP	SO	GDP	OBP%	SF	SH	SB-ATT	PO	A	E	FLD%
Southern Miss	.307	66	2332	544	716	1406	17	90	484	116	.497	355	79	499	41	.412	25	49	78-101	1785	656	69	.973
Middle Tennessee	.306	55	1980	363	606	109	8	46	323	869	.439	182	52	384	47	.375	26	23	42-53	1431	463	52	.973
LA Tech	.305	56	1945	418	594	137	11	62	395	939	.483	260	99	401	34	.409	25	38	36-57	1496	583	46	.978
Charlotte	.300	58	2031	384	610	107	18	41	347	876	.431	205	45	292	37	.372	33	27	42-57	1540	530	46	.978
UTSA	.295	57	2014	374	595	130	14	56	339	921	.457	220	48	399	43	.375	20	18	44-57	1512	606	57	.974
Rice	.293	64	2197	382	644	128	15	55	357	967	.440	234	43	430	45	.369	21	28	39-60	1661	571	83	.964
Florida Atlantic	.289	57	1943	397	562	102	6	70	367	886	.456	286	87	350	43	.400	23	30	36-50	1525	492	71	.966
Old Dominion	.289	58	2002	398	579	130	12	39	362	850	.425	250	59	391	25	.378	37	22	55-71	1537	595	53	.976
FIU	.276	58	1928	364	533	91	7	66	324	836	.434	174	10	432	14	.364	20	71	52-81	1537	587	66	.970
Marshall	.266	54	1831	304	487	94	8	55	281	762	.416	190	40	438	22	.345	15	17	49-67	1414	503	73	.963
UAB	.259	55	1777	257	460	89	13	24	222	647	.364	165	58	386	33	.339	16	28	66-79	1410	544	57	.972
WKU	.254	55	1852	255	471	90	12	47	241	726	.392	175	49	460	32	.333	14	37	48-68	1455	546	80	.962


Team	ERA	W-L	G	CG	SHO	SV	IP	H	R	ER	BB	SO	2B	3B	HR	B/AVG	WP	HP	BK	SFA	SHA
Southern Miss	4.16	50-16	66	1	5/5	14	595.0	600	316	275	215	583	101	9	49	.262	62	71	9	30	24
Florida Atlantic	4.43	35-21	57	2	2/2	11	508.1	514	303	250	192	444	85	14	58	.262	38	44	5	19	32
LA Tech	4.44	36-20	56	3	3/1	14	498.2	511	265	246	167	413	89	11	56	.268	46	32	4	22	22
Charlotte	4.45	34-24	58	1	4/3	14	513.1	530	277	254	176	436	94	9	49	.270	25	41	9	24	27
Old Dominion	4.66	37-21	58	2	4/3	12	512.1	541	309	265	201	365	98	11	49	.273	54	70	8	17	27
UTSA	5.05	29-28	57	3	3/1	7	504.0	539	333	283	252	361	89	9	46	.278	55	40	4	18	32
Rice	5.10	33-31	64	0	4/4	14	553.2	557	375	314	309	500	89	8	45	.263	59	61	4	29	38
UAB	5.46	24-31	55	2	1/0	11	470.0	519	323	285	230	353	108	7	46	.285	71	78	4	15	41
FIU	5.48	31-27	58	1	5/5	13	512.1	565	342	312	222	498	102	19	42	.281	60	61	11	12	30
Marshall	6.01	25-29	54	1	3/2	13	471.1	563	372	315	229	367	129	10	60	.298	60	62	5	17	28
WKU	6.51	16-39	55	1	0/0	7	485.0	632	413	351	217	380	124	20	54	.317	45	76	2	22	41
Middle Tennessee	7.58	24-31	55	0	1/1	11	477.0	590	432	402	309	442	122	12	53	.307	86	76	9	32	22

Team	C	PO	A	E	FLD%	DP	SBA	CSB	SBA%	PB	CI
LA Tech	2125	1496	583	46	.978	50	25	21	.543	7	0
Charlotte	2116	1540	530	46	.978	47	41	17	.707	12	0
Old Dominion	2185	1537	595	53	.976	38	76	16	.826	8	3
UTSA	2172	1512	603	57	.974	48	57	22	.722	8	1
Middle Tennessee	1946	1431	463	52	.973	41	62	20	.756	7	0
Southern Miss	2510	1785	656	69	.973	56	51	19	.729	9	0
UAB	2011	1410	544	57	.972	56	30	13	.698	11	1
FIU	2190	1537	587	66	.970	32	38	24	.613	3	1
Florida Atlantic	2088	1525	492	71	.966	34	49	16	.754	9	3
Rice	2315	1661	571	83	.964	49	63	18	.778	13	1
Marshall	1990	1414	503	73	.963	49	37	18	.673	11	0
WKU	2081	1455	546	80	.962	41	45	24	.652	10	1





LETTERWINNER PROFILES



CORY ELLER

GRADUATED

#14

5-9 // 170 // RHP // R/R

Niceville, Fla. // Niceville

Finished his career ninth in school history in pitching appearances (70) and third in relief appearances (69)

SENIOR SEASON (2017): Returned to the mound on April 11 after missing the first two months of the season due to injury... Worked through two outs at Alabama in his 2017 pitching debut... Pitched in three games, all in relief... Also made three appearances as a pinch-runner, scoring once on May 19 against Rice

JUNIOR SEASON (2016): Appeared in 12 games all out of the bullpen... Totaled 16 innings on the mound and tallied 12 strikeouts

REDSHIRT SEASON (2015): Appeared in five games and started one before being sidelined due to injury... Totaled a 2.70 ERA in the 6.2 innings he pitched... Allowed two earned runs and struck out 10 with an opponent batting average of .200... Factored in the 7-1 victory at Troy (March 10), with five strikeouts in 1.2 innings pitched... Started the final game of the series at Middle Tennessee (March 15), before sitting out the remainder of 2015

SOPHOMORE SEASON (2014): Made 29 appearances on the mound, all in relief... That mark ranked tied for sixth all-time for single season appearances... Owned a 2-4 record with a 3.29 ERA in 41.0 innings pitched... Recorded four saves, which ranked second on the squad... Struck out 37 batters, which was fifth best on the team... Matched his career-high with four strikeouts against UT-Martin (Feb. 16)

FRESHMAN SEASON (2013): One of two true freshmen to earn playing time during the 2013 season... Made 21 appearances on the mound, all coming out of the bullpen... Held a 4-2 record with a 5.36 ERA in 47.0 innings pitched... Ranked second on the team in victories... Recorded his first win of his collegiate career, going 3.0 innings, striking out three, and surrendering only one run against St. Joseph's (March 5)

HIGH SCHOOL: Played for head coach Cory Hamrich at Niceville HS... Earned Under Armour Preseason All-American honors... Was named an honorable mention All-American at the Under Armour All-American Tournament... Participated in Subway East vs. West game... Posted a 3.12 ERA with 27 strikeouts and 10 walks in 33 innings pitched in 2012... As a junior, hit .375 with a home run and five doubles... Served as team captain during his senior season

PERSONAL: Born Cory Taylor Eller on Feb. 19, 1994... Son of Sherman and Laurie Elle... Has two brothers and two sisters... Majored in business

CORY ELLER'S CAREER PITCHING STATISTICS

Year	ERA	W-L	APP	GS	CG	SHO	SV	IP	H	R	ER	BB	SO	2B	3B	HR	BAVG.	WP	HBP	BK	SFA	SHA
2013	5.36	4-2	21	0	0	0/1	1	47.0	44	33	28	22	35	14	3	0	.251	4	11	1	1	5
2014	3.29	2-4	29	0	0	0/4	4	41.0	34	20	15	15	37	5	0	0	.288	5	6	1	3	3
2015	2.70	0-0	5	1	0	0/0	3	6.2	4	2	2	5	10	0	0	0	.200	0	0	0	1	2
2016	8.44	0-2	12	0	0	0/0	0	16.0	15	15	15	14	12	5	1	2	.250	1	4	0	2	1
2017	54.00	0-0	3	0	0	0/0	0	1.0	4	6	6	5	0	1	0	2	.667	2	1	0	0	0
Total	5.32	6-8	70	1	0	0/5	8	111.2	101	76	66	61	94	25	4	4	.246	12	22	2	7	11



GENERAL

STAFF

BLAZERS


OPONENTS

2017 IN REVIEW

HISTORY AND RECORDS
GREATER BHAM



BREWER HICKLEN

MLB Draft**#10****6-2 // 208 // OF // L/R****Huntsville, Ala. // Huntsville**

Became UAB's highest-ever draft pick on June 13 when he was selected in the seventh round, 210th overall by the Kansas City Royals... Made a major impact in only two seasons on the diamond, ranking sixth in career triples (10) and 10th in stolen bases (39)... Was slated to play wide receiver for the UAB Football team

SOPHOMORE SEASON (2017): All-Conference USA Second Team... Added a plethora of academic awards by being named to the CoSIDA Academic All-District Team and C-USA All-Academic Team... Team-best .328 average, 43 runs, six triples, eight home runs, 31 RBI, 109 total bases, .586 slugging percentage, 25 walks, .422 on-base percentage and conference-best 17 stolen bases... Only player in the nation to reach at least five home runs (eight), six triples, and 11 stolen bases (17)... Added 12 doubles, the second-best mark on the team... Six triples this season ranked tied for the fourth-most in school history... 19-game hitting streak in the middle of the season was four games shy of the school record... Turned that hitting streak into a 41-game on-base streak to end the season... Team-best .341 average against right-handed pitchers... Impressive .452 (19-for-42) clip when batting with runners in scoring position... .639 slugging percentage in conference play exceeded the next best mark on the team by nearly .200 points... Additionally led team with 460 on-base percentage, 28 runs, seven home runs, 62 total bases, 20 walks and nine stolen bases in C-USA games... Reached base in all 28 conference games that he made a plate appearance... Only player on the team to exceed seven two-out RBI (15)... Shined in the first conference series of the year at WKU by going 5-for-12 with six runs, one double, one triple, two home runs, four RBI, two walks, 14 total bases and three stolen bases... Registered team season-bests in game one at WKU with two home runs and eight total bases... Tallied three stolen bases versus Old Dominion on May 6, highest single-game mark in a UAB game in 2017... Knocked in the first run of the game in an eventual 3-2 win at Georgia on March 3... First home run of the season came in the first game of the double-header versus Louisiana-Monroe on March 12... Scored both, walk-off runs against the Warhawks in that doubleheader... Belted two home runs in the FIU series... Registered three RBI games at FIU on April 1 and vs. Rice on May 19... Final stolen base of the year was a straight steal of home in the 9-4 victory versus Rice on May 20 and the first straight steal of home since 2014 for a Blazer... Named to the Conference USA Commissioner's Academic Honor Roll

FRESHMAN SEASON (2016): Earned Conference USA All-Freshman Team, just the 14th player in program history to earn the distinction... Started all 55 games... Led the team with 37 runs, 22 stolen bases, four triples, 38 walks, .408 slugging percentage and .413 on-base percentage... Ranked tied for first in C-USA in triples, fourth in stolen bases, and tied for fifth in walks... The 22 stolen bases was one shy of cracking the top ten in school history for a single-season... Hit .289 with three home runs, 26 RBI, and 82 total bases... Made just a single error at Centerfield, earning a .993 fielding percentage, the highest mark for any UAB position player to appear in more than 20 games... Opened his career with a five game hitting streak (.462 average) and scored at least once in six straight games to begin... Had a seven-game hitting streak in the middle of the season... Registered three-or-more hits in four games... Strong day in the Blazers 8-0 win over in-state rival Alabama, going 3-for-5 with two RBI, two stolen bases, and registering five putouts... Home run shy of the cycle on April 24 versus Middle Tennessee (4-for-4, one run, one double, one triple, one stolen base)... Named to the C-USA All-Academic Team after earning a 3.71 GPA... Named to the Conference USA Commissioner's Honor Roll

REDSHIRT SEASON (2015): Did not see any action... Named to the Conference USA Commissioner's Honor Roll

HIGH SCHOOL: Played for head coach David Sharp at Huntsville High School Named to the National High School Invitational All-Tournament Team as a senior... Named First Team All-City in 2013 and 2014... Named Louisville Slugger High School Preseason All-America Catcher Honorable Mention in 2014... Named All-City MVP as a junior and senior... Earned the Huntsville HS Hustle Award as a junior and senior... Played in the 2013 Alabama North/South All-Star Game... Named team captain as a senior... Standout Quarterback in football as well... Earned All-State Honorable Mention honors and named First Team All-Tennessee Valley as a junior... Named the All-City MVP for football as a junior and named a team captain in 2013... Member of the National Honor Society

PERSONAL: Born Charles Brewer Hicklen on Feb. 9, 1996... Son of Mike and Connie Hicklen... Has one brother, Anderson, and one sister, Becca... Currently completing his academic requirements for a degree in information systems


BREWER HICKLEN'S CAREER HITTING STATS

Year	AVG.	GP-GS	AB	R	H	2B	3B	HR	RBI	TB	SLG%	BB	HBP	SO	GDP	OB%	SF	SH	SB-ATT	PO	A	E	FLD%
2016	.289	55-55	201	37	58	7	4	3	26	82	.408	38	6	41	0	.413	2	1	22-28	139	0	1	.993
2017	.328	52-51	186	43	61	12	6	8	31	109	.586	25	8	52	3	.422	4	1	17-21	112	3	1	.991
Total	.307	107-106	387	80	119	19	10	11	57	191	.494	63	14	93	3	.417	6	2	39-29	251	3	2	.992





LETTERWINNER PROFILES



ADAM LAMAR

GRADUATED

#31

6-4 // 175 // LHP // L/L

Rogersville, Ala. // Lauderdale County

Finished his career with 62 pitching appearances, seven games shy of the top 10 in UAB history

SENIOR SEASON (2017): Finished his final year with a 2-2 record over 45.1 innings... Made 16 appearances and five starts... Totaled 29 strikeouts and walked 19... Struck out 12 batters looking (team-high)... First win of the year came in a start versus Alabama A&M on March 8 as he tossed four shutout innings in the second game of a Wednesday doubleheader... Followed that with another victory against Louisiana-Monroe in the second game of a doubleheader throwing two innings and allowing just one hit on March 12... Season-high five strikeouts came in a six-inning relief appearance at FIU on April 2... Earned a no-decision against Marshall on April 8 despite throwing a career-best 7.2 innings and 100 pitches and allowing just one run... Finished the year well with a 3.24 ERA over his last four appearances... Closed the season by tossing four frames against Rice on May 8, allowing one hit, one run and striking out four batters

JUNIOR SEASON (2016): Predominant part of a pitching staff that had the sixth-lowest ERA in school history for a single year (4.06 ERA)... Appeared in 22 games with 10 starts... Posted a 3-4 record to go with a 2.93 ERA... Totaled 55.1 innings, struck out 31 batters while walking only 22... Opponent batting average of .221 was the second lowest on the team for pitchers with more than 10 appearances... Pitched a season-high 5.1 inning against FIU on May 13, 2016, allowing no runs and striking out two... Earned wins against Ohio, Troy and Alabama A&M, not allowing a single run in those three contests

SOPHOMORE SEASON (2015): Appeared in 12 games on the mound... Totaled a 5.88 ERA in 26 innings pitched... Allowed 17 earned runs and struck out 18... Got the start in game two of the doubleheader at Ole Miss (March 24) and went 2.2 IP with one run allowed and three strikeouts

FRESHMAN SEASON (2014): Appeared in 12 games for the Blazers on the mound... Finished the year with a 2-1 record and 5.23 ERA... Allowed 12 earned runs and struck out 18 in 20.2 IP

REDSHIRT SEASON (2013): Did not see any action during his redshirt season... Played summer baseball for the Woodstock River Bandits in the Valley Baseball League

HIGH SCHOOL: Played for Trent Patterson at Lauderdale County HS... Two-time Second Team All-State by the AHSAA... First Team All-Area three times by The Florence Times Daily... Scored 66 runs as a senior, a mark that ranked among the top 40 all-time in AHSAA history... Selected to play in the 2011 AHSAA North vs. South All-Star Game... On the mound, he recorded an 8-3 record his senior season with a 1.74 ERA... Hit .392 with 48 RBI and 24 doubles his junior season, the latter number is tied for the 14th-most in a single season in AHSAA history... Struck out 17 in his first career no-hitter on March 4, 2011, against Cherokee... Helped his team to the area championship in 2012 and made it to the Class 3A semifinals in 2011

PERSONAL: Born Adam Clay Lamar on Feb. 19, 1994... Son of Eddie and Vanessa Lamar... Has one brother... Majored in business management

ADAM LAMAR'S CAREER PITCHING STATISTICS

Year	ERA	W-L	APP	GS	CG	SHO	SV	IP	H	R	ER	BB	SO	2B	3B	HR	BAVG.	WP	HBP	BK	SFA	SHA
2014	5.23	2-1	12	2	0	0/0	0	20.2	23	12	12	16	18	8	1	1	.295	1	1	1	0	0
2015	5.88	0-0	12	1	0	0/0	0	26.0	27	18	17	15	18	7	0	3	.276	1	5	0	0	3
2016	2.93	3-4	22	10	0	0/3	0	55.1	42	20	18	22	31	9	1	2	.221	1	7	0	3	8
2017	6.95	2-2	16	5	0	0/0	0	45.1	61	39	35	19	29	11	0	6	.330	4	2	0	0	5
Total	5.01	7-7	62	18	0	0/3	0	147.1	153	89	82	72	96	35	2	12	.278	7	15	1	3	16



GENERAL

STAFF

BLAZERS

OPPONENTS

2017 IN REVIEW

HISTORY AND RECORDS GREATER BHAM



THOMAS LOWERY

GRADUATED

#41

5-9 // 183 // LHP // L/R
Pelham, Ala. // Pelham

One of the most historic pitchers in UAB history... Ranks second in career relief appearances (73) and saves (17), third in wins (19), ERA (3.37) and pitching appearances (88), fourth in strikeouts (210) and ninth in innings pitched (232.1)... Ranks 15th in Conference USA history for career appearances

SENIOR SEASON (2017): All-Conference USA Second Team... Tasked with moving from closer to Friday night starter... Compiled a 6-4 record with a 4.90 ERA over a team-high 75.1 innings... 54 strikeouts versus 20 walks in 18 games with 12 starts... Career-highs for a season in innings pitched and games started... All six wins came in Conference USA play, as he was tied for second in the league in wins... Only UAB pitcher to exceed 34 innings (60) and 28 strikeouts (44) in conference play... Tossed the ninth complete game, one-hitter in C-USA history on March 20 at WKU... Needed just 87 pitches to get through 28 batters – one over the minimum – while walking none and tying his career-best with six strikeouts... Tabbed as Conference USA Pitcher of the Week for his performance... Added two more six K games against Marshall (April 7) and Southern Miss (May 12)... Notched saves in two of his first three appearances of the year... Final save came against Louisiana-Monroe on Friday, March 10... Started the second game of the doubleheader that Sunday versus the Warhawks after finishing Friday's contest... First start of the year came on Sunday, March 5 at Georgia when he combined with Carson Jones to throw a two-hitter in a tough luck loss... Threw 5.2 innings with one run allowed and one walk versus the Bulldogs... When on a stretch where he was 5-0 across six starts... Became the fifth Blazer to reach 200 career strikeouts on May 6 against Old Dominion

JUNIOR SEASON (2016): Served predominately as the Blazers closer as he notched eight saves, the most in a single-season for the Blazers since 2012... Appeared in 22 games with two starts... ERA (2.82) and walks (21) were the lowest on the team for players with 10 or more appearances... Earned 49 strikeouts over 51 innings pitched... Exceptionally strong from mid to late season, allowing just five runs over his final 15 appearances (1.30 ERA) and never giving up more than a single run in that stretch... Lowered his ERA in each of his last five appearances of the season... Ended the season by throwing a season-high 6.1 innings and 84 pitches in a spot start, limiting Charlotte to one run on May 19... Named to Conference USA Preseason All-Conference Team and NCBWA Preseason Stopper of the Year Watch List before the season

SOPHOMORE SEASON (2015): Led the club in overall appearances (27) and innings pitched out of the pen (55.1)... Totaled a 2.11 ERA and 7-3 record... The ERA mark was the seventh-lowest in a single-season for the Blazers (min. 50 IP)... Seven wins tied for fourth in C-USA and ranked second on the squad... Ranked 12th in the league in strikeouts (62), with a strikeout-to-walk ratio of 62-17... Ranked sixth in the league in games finished (12) and seventh in appearances... Also ranked sixth in C-USA in games in relief... Combined for three shutouts and recorded three saves... Allowed just 13 earned runs and held opposing hitters to a .177 batting average... Held opponents hitless in 10 of his 27 appearances... 18-of-27 appearances were scoreless outings... Struck out seven in 4.1 innings of work at FIU (May 9)... Struck out six of the 11 batters he faced vs. Southern Miss (April 4)

FRESHMAN SEASON (2014): Named to the 2014 Conference USA All-Freshman Team... Was one of the key relievers out of the bullpen for the Blazers... Went 5-2 with a 3.02 ERA in 21 appearances... Tallied four saves in 50.2 innings pitched, allowing just 17 earned runs with 45 strikeouts... Started in one contest at Alabama (April 9) and went 1.1 innings... Struck out a season-high five hitters against Middle Tennessee (March 8) and Tulane (May 11)

HIGH SCHOOL: Played at nearby Pelham HS for four years under Sean Anderson and UAB alum Jeff Mauldin... Named the AWSA Class 6A Pitcher of the Year in 2013... Earned Super All-State accolades and two-time Birmingham News Metro Pitcher of the Year... Named an Alabama Baseball Coaches Association top-100 prospect as both a sophomore and junior... Led his team to the 2013 Class 6A state championship, tossing a 16-strikeout one-hitter in the state quarterfinals... Finished his final high school season with a 10-1 record, 1.65 ERA, and 116 strikeouts in 85 innings pitched... Compiled an 8-1 record in 2012 and posted the lowest ERA in Pelham HS history at 0.83... Fired four shutouts and totaled 93 strikeouts on the mound en route to earning a number of accolades... Tallied a 16-strikeout performance as a sophomore in 2011

PERSONAL: Born Thomas Franklin Lowery III on Aug. 23, 1994 in Birmingham, Ala... Son of Thomas and Michelle Lowery... Has two sisters, Whitney and Alex... Majored in nursing

THOMAS LOWERY'S CAREER PITCHING STATISTICS

Year	ERA	W-L	APP	GS	CG	SHO	SV	IP	H	R	ER	BB	SO	2B	3B	HR	BAVG.	WP	HBP	BK	SFA	SHA
2014	3.02	5-2	21	1	0	0/2	4	50.2	44	18	17	26	45	10	0	2	.237	2	3	0	2	3
2015	2.11	7-3	27	0	0	0/3	3	55.1	34	17	13	17	62	1	1	3	.177	4	5	0	0	2
2016	2.82	1-4	22	2	0	0/3	8	51.0	43	24	16	21	49	6	3	4	.230	4	4	1	4	3
2017	4.90	6-4	18	12	1	1/0	3	75.1	82	43	41	20	54	18	1	8	.284	4	14	1	5	8
Total	3.37	19-13	88	15	1	1/8	18	232.1	203	102	87	84	210	35	5	17	.238	14	26	2	11	16





LETTERWINNER PROFILES



RILEY MCCOWN

GRADUATED

#24

5-11 // 191 // OF // L/R

Fayetteville, Tenn. // Volunteer State CC

SENIOR SEASON (2017): Started 48 of the 53 games he played in... Did not make a single error all year, finishing his career with just one error over 104 career games and 186 chances... Hit .216 while scoring 21 runs... Added seven doubles, one home run, 15 RBI, 14 walks and six stolen bases... Team-high 11 hit by pitch... Shined against Valparaiso by going 3-for-9 at the plate with one run in each game... Also made a spectacular sliding catch and throw to home for a double play that was featured on ESPN's SportsCenter 'Top 10' plays of the night... Scored what proved to be the game-winning run in the top of the tenth inning at Georgia... Blazed his lone home run of the season at Troy in the 6-1 victory... Career-best three hits on April 21 at Louisiana Tech in Coach Shoop's 1,000th career victory... Went 3-for-5 with three runs scored and a stolen base against the Bulldogs that Friday night... Walked a team season-high three times against Rice on May 18... Named to the Conference USA Commissioner's Academic Honor Roll

CAREER HIGHS

At Bats.....	5 (10x) last at LA Tech (April 21, 2017)
Runs.....	3 (2x) last at LA Tech (April 21, 2017)
Hits.....	3 at LA Tech (April 21, 2017)
RBI.....	3 at LA Tech (April 21, 2017)
Walks.....	3 vs. Rice (May 18, 2017)
Stolen Bases.....	1 (9x) last at LA Tech (April 21, 2017)
Doubles.....	1 (10x) last vs. Rice (May 20, 2017)
Home Runs.....	1 (2x) last Troy (April 18, 2017)
Total Bases.....	4 (2x) last at Troy (April 18, 2017)

JUNIOR SEASON (2016): Played in 52 games with 49 starts in his first season with the Blazers... Primary left fielder who committed just one error in 93 chances (.990 fielding percentage)... Hit .214 with 36 hits... 23 runs were the third-most on the team... Added three doubles, one triple, one home run, and 15 RBI while walking 17 times... Perfect 3-for-3 when stealing... Belted his first career home run on April 29 at Old Dominion (finished 3-for-5 with 3 RBI)


VOLUNTEER STATE CC: Played for Mike Crossland at Volunteer State Community College... 2015 TCCAA Second Team All-Conference... Led VSCC with 41 runs scored as a sophomore... Hit .345 and had an on-base percentage of .443... Added three home runs, 22 RBI, 13 doubles (team-high), and two triples... Batted .355 as a freshman with 39 runs and 21 RBI as the leadoff hitter... TCCAA Distinguished Scholar-Athlete

HIGH SCHOOL: Played four seasons at Lincoln County HS under coach Travis Tate... Named to All-District Team junior and senior year at Lincoln... 2013 Ryan Gentry Award Winner

PERSONAL: Born Riley Scott McCown on March 28, 1995... Native of Huntsville, Ala... Son of Scott and Marion McCown... Member of National Society of Leadership and Success

RILEY MCCOWN'S CAREER HITTING STATS

Year	AVG.	GP-GS	AB	R	H	2B	3B	HR	RBI	TB	SLG%	BB	HBP	SO	GDP	OB%	SF	SH	SB-ATT	PO	A	E	FLD%
2016	.214	52-49	168	23	36	3	1	1	15	44	.262	17	8	25	1	.313	2	4	3-3	92	3	1	.990
2017	.216	53-48	153	21	33	7	0	1	15	43	.281	14	11	29	0	.324	1	4	6-8	93	2	0	1.00
Total	.215	105-97	321	44	69	10	1	2	30	87	.272	31	19	54	1	.319	3	8	9-11	185	5	1	.995



GENERAL

STAFF

BLAZERS

OPPONENTS

2017 IN REVIEW

HISTORY AND RECORDS
GREATER BHAM



DYLAN MUNGER

GRADUATED**#33****6-2 // 200 // LHP // L/L****Muscle Shoals, Ala. // Muscle Shoals**

Finished his career tied for sixth in career pitching appearances (74) and eighth in relief appearances (64) at UAB

SENIOR SEASON (2017): Made 18 relief appearances and one start... Finished with a 5.73 ERA and 1-1 record... Totaled 21 strikeouts over 22 innings, ranking third on the team in K/9... Team-low four extra-base hits allowed (all doubles) for pitchers to exceed 20 innings pitched... One of two Blazers to pitch on the year and not give up a home run... Season-best three innings versus Troy on Feb. 28 and also tied his season-best with

three strikeouts... Added a three-strikeout game against Alabama A&M on March 8... Went on a five-game stretch from Feb. 26 to March 14 where he gave up just a single run over nine innings... Lone start came versus Alabama on March 21 when he threw two innings and conceded only one run... Named to the Conference USA Commissioner's Academic Honor Roll

JUNIOR SEASON (2016): First full year back in the Green & Gold since 2012... Made 19 appearances, 18 out of the bullpen, the latter number ranking third on the team... 4.11 ERA and 1-2 record across 35 innings... Struck out 27 batters... .211 opponent batting average was the lowest on the team for pitchers with double-digit appearances... Started at Auburn on May 17... Season-high four strikeouts versus Kennesaw State on March 6, earning a victory

SOPHOMORE SEASON (2015): Made his long-awaited return to competitive baseball in late March after sitting out two years due to multiple injuries... Appeared in 13 games on the mound for the Blazers, drawing five starts... Totaled a 4.58 ERA in 19.2 innings pitched with 10 earned runs allowed and an opposing batting average of .246... Started game one of the doubleheader at Ole Miss (March 24), his first appearance on the field in two years and one month... Pitched a season-high three frames at Samford (April 29) with no runs allowed and just one hit... Didn't allow an earned run in 9-of-13 appearances... Named to the Conference USA Commissioner's Honor Roll

REDSHIRT SEASON (2014): Had season-ending Tommy John surgery

REDSHIRT SEASON (2013): Saw action in three games before redshirting due to a hip injury


FRESHMAN SEASON (2012): Appeared in 20 games, making two starts as a true freshman... Finished the year with a 2-4 record and 5.98 ERA in 40.2 total innings... Totaled 40 strikeouts compared to 18 walks... In 12 outings pitched multiple innings... Earned first collegiate win against Ball State (Feb. 24) throwing 1.1 innings of relief... Made his collegiate debut at No. 16 Clemson (Feb. 18)... Summer League All-Star with the San Luis Obispo Blue of the California Collegiate League

HIGH SCHOOL: Played at Muscle Shoals High School for head coach Paul Ellis... 7-1 as a junior with a 1.29 ERA to earn All-State and All-Area honors... Struck out 88 of the 231 batters he faced and threw six complete games... Honorable mention pick the year before... Two-time participant in the Alabama All-Star Weekend... Two-time Cy Young Award winner at Muscle Shoals HS... Served as the team captain as a senior... Named Top Pitcher at Under Armour Showcase in 2010... Top 100 in-state player by Alabama Top Prospects

PERSONAL: Born Dylan Thomas Munger on July 1, 1992... Son of Bryan and Kelly Munger... Has two sisters and one brother... Majored in Criminal Justice


DYLAN MUNGER'S CAREER PITCHING STATISTICS

Year	ERA	W-L	APP	GS	CG	SHO	SV	IP	H	R	ER	BB	SO	2B	3B	HR	BAVG.	WP	HBP	BK	SFA	SHA
2012	5.98	2-4	20	2	0	0/1	1	40.2	43	28	27	18	40	9	0	3	.274	6	4	0	1	5
2013	6.14	0-1	3	1	0	0/1	1	7.1	7	6	5	3	4	1	1	0	.250	0	1	0	0	1
2015	4.58	1-1	13	5	0	0/0	0	19.2	16	10	10	19	12	3	1	2	.246	2	7	0	0	2
2016	4.11	1-2	19	1	0	0/2	1	35.0	26	19	16	29	27	5	1	2	.211	4	7	0	2	3
2017	5.73	1-1	19	1	0	0/0	0	22.0	22	17	14	18	21	4	0	0	.262	7	5	0	0	3
Total	5.20	5-9	74	10	0	0/4	3	124.2	114	80	72	87	104	22	3	7	.249	21	24	0	3	13





LETTERWINNER PROFILES



PIERCE RESSMEYER

GRADUATED

#23

5-10 // 190 // C/DH // R/R

Columbus, Ga. // Georgia Perimeter

SENIOR SEASON (2017): Recorded the second highest batting average on the team hitting .306 (53-for-173)... Finished third on the team in hits (53), RBIs (25) and total bases (78)... Went 2-for-4 with a career high three RBIs in a 5-4 win over Alabama State on May 3... Tallied 16 multi-hit games including a career-high, three, three times... Tied Carter Pharis for a team-high eight multi-RBI games... Closed the season on an eight game hitting streak and his season-best 11 game hitting streak was the second-longest on the team... Appeared in 41 games, making 40 starts

GSU PERIMETER: Started behind the plate since his freshman season... Coached by former MLB pitcher Brett Campbell... Batted .303 last season with 31 runs, two home runs and 40 RBI... Helped lead the Jaguars to a regular season conference championship as a freshman and was named to the All-Georgia Collegiate Athletic Association First Team

HIGH SCHOOL: Played at Columbus High School under legendary coach Bobby Howard... Won the 3A state championship in each of his final three years... Two-time All-State honoree

PERSONAL: Full name is Pierceton Boyd Ressmeyer... Son of Gaye and Mark Ressmeyer... Father played football at Auburn... Majored in industrial distribution

CAREER HIGHS

At Bats.....	6 (2x) last vs. Rice (May 19, 2017)
Runs.....	2 (2x) last vs. Rice (May 19, 2017)
Hits.....	3 (3x) last vs. Auburn (May 9, 2017)
RBI.....	3 vs. Alabama State (May 3, 2017)
Walks.....	1 (2x) last vs. Rice (May 20, 2017)
Stolen Bases.....	1 (3x) last vs. Rice (May 20, 2017)
Doubles.....	1 (9x) last vs. Auburn (May 9, 2017)
Home Runs.....	1 (4x) last vs. Rice (May 18, 2017)
Total Bases.....	4 (4x) last vs. Alabama State (May 3, 2017)

PIERCE RESSMEYER'S CAREER HITTING STATS

Year	AVG.	GP-GS	AB	R	H	2B	3B	HR	RBI	TB	SLG%	BB	HBP	SO	GDP	OB%	SF	SH	SB-ATT	PO	A	E	FLD%
2017	.306	44-41	173	17	53	9	2	4	25	78	.451	2	2	27	4	.317	3	1	3-3	105	17	5	.961
Total	.306	44-41	173	17	53	9	2	4	25	78	.451	2	2	27	4	.317	3	1	3-3	105	17	5	.961



GENERAL

STAFF

BLAZERS

OPPONENTS

2017 IN REVIEW

HISTORY AND RECORDS

GREATER BHAM



AUSTIN THOMAS

GRADUATED**#25****6-2 // 203 // RHP // R/R****Smiths Station, Ala. // Chattahoochee Valley CC**

SENIOR SEASON (2017): Appeared in 19 games making five starts...Threw 53.0 innings primarily coming out of the bullpen...Tossed a career-high 5.2 innings against Old Dominion (May 7)... 3.40 ERA was the lowest on the team... Only non-catcher on the team to register three-or-more caught stealing... 38 strikeouts was tied for the team-best for pitchers who made pitched primarily out of the bullpen... Struck-out a career-high four batters five times during the season marking seven career games with four strikeouts... Three wins was tied with Carson Jones for most on the team by a reliever

JUNIOR SEASON (2016): Appeared in 16 games with five starts... Posted a 1-2 record with a 4.85 ERA... 23 strikeouts over 39 innings pitched... 16 walks was the second-lowest mark for any UAB pitcher with double-digit appearances... Earned his first in versus Southern Miss, throwing one inning out of the bullpen, yielding zero base runners and striking out one... Notched four strikeouts in debut versus Arkansas State on Feb. 20 and again on April 5 at Jacksonville State

CHATTAHOOCHEE VALLEY COMMUNITY COLLEGE: Helped Chattahoochee Valley to a conference championship... Third place finish at the 2015 NJCAA World Series... 3.58 ERA as a sophomore across 32.2 innings with a 2-1 record

PENSACOLA STATE JUNIOR COLLEGE: Spent his first season at Pensacola State... 2-2 record with a 3.40 ERA in 42.1 innings

HIGH SCHOOL: Played at Glenwood High School... All-State Selection after his senior year... 8-2 with a 1.16 ERA and 103 strikeouts as a senior... State champions in 2011... Three-time letterwinner

PERSONAL: Born Austin Lee Thomas on September 1, 1995... Son of JoAnne and Mark Thomas... Has one brother, Jacob... Majored in kinesiology

CAREER HIGHS

Innings Pitched	6.0 vs. Arkansas State (Feb. 20, 2016)
Runs Allowed	4 at Jacksonville State (April 5, 2016)
ER	5 at Jacksonville State (April 5, 2016)
Strikeouts	4 (7x) last vs. Southern Miss (May 14, 2017)
Walks	5 at Southern Miss (May 14, 2017)
Hits Allowed	6 (3x) last vs. FIU (May 14, 2016)


AUSTIN THOMAS' CAREER PITCHING STATISTICS

Year	ERA	W-L	APP	GS	CG	SHO	SV	IP	H	R	ER	BB	SO	2B	3B	HR	BAVG.	WP	HBP	BK	SFA	SHA
2016	4.85	1-2	16	5	0	0/0	0	39.0	40	26	21	16	23	7	0	1	.276	7	9	1	2	5
2017	3.40	3-2	19	5	0	0/0	0	53.0	55	25	20	27	38	9	2	3	.274	14	7	1	2	4
Total	4.01	4-4	35	10	0	0/0	0	92.0	95	51	41	43	61	16	2	4	.275	21	16	2	4	9





LETTERWINNER PROFILES



GARRETT WHITLOCK

MLB DRAFT

#11

6-4 // 192 // RHP // R/R

Snellville, Ga. // Providence Christian

18th round pick by the New York Yankees in the 2017 MLB Draft

SOPHOMORE SEASON (2017): Tossed a career-high 60.1 innings over 17 appearances and seven starts... Tabbed the Blazers Opening Day starter against Creighton (Feb. 17)... Named C-USA Pitcher of the Week after Opening Day performance... Recorded first career complete game in a 5-1 win against Valparaiso (Feb. 24)... Struck out a career-high six batters against Creighton (Feb. 17)... Opponents hit .256 against him, the second lowest batting average on the team... Picked up first career save against Charlotte (April 28)... Brilliant at home with a 1.46 ERA in 11 appearances between Regions Field and Young Memorial Field... Named to the Conference USA Commissioner's Academic Honor Roll

FRESHMAN SEASON (2016): Consistent force out of the bullpen... Made 25 appearances with one start... Held a 3.00 ERA to go along with a 4-5 record, the second-most wins on the team... Totaled 51 innings and 46 strikeouts while issuing only 21 walks... Earned his first career victory on Feb. 27 versus Ohio, throwing 4.1 innings in relief, allowing only one run while striking out a season-high four batters... Also struck out four batters at Troy (Feb. 24) and at Marshall (May 8)... Allowed just one run over his final three appearances (5.2 innings)... Other victories came against Louisiana Tech (March 19) and nationally ranked Southern Miss (April 15)... Played in the Cape Cod League for the Chatham Anglers

HIGH SCHOOL: Played four seasons for coach Adam Cantrell at Providence Christian Academy... 2015 Perfect Game Preseason Honorable Mention All-American... Dazzled with a school record 0.56 ERA as a senior (school-record) while going 6-2 on the mound... Named First Team All-County... Member of Team Elite Prime

PERSONAL: Born Garrett Getts Whitlock on June 11, 1996... Son of Larry and Janet Whitlock... Majoring in marketing... Hopes to be a pitching coach following his baseball career

GARRETT WHITLOCK'S CAREER PITCHING STATISTICS

Year	ERA	W-L	APP	GS	CG	SHO	SV	IP	H	R	ER	BB	SO	2B	3B	HR	BAVG.	WP	HBP	BK	SFA	SHA
2016	3.00	4-5	25	1	0	0/3	0	51.0	58	28	17	21	46	13	0	3	.287	4	6	0	0	4
2017	4.03	3-6	17	7	1	0/0	2	60.1	57	33	27	24	44	13	1	4	.256	6	2	0	1	7
Total	3.56	7-11	42	8	1	0/3	2	111.1	115	61	44	45	90	26	1	7	.271	10	8	0	1	11



GENERAL

STAFF

BLAZERS

OPPONENTS

2017 IN REVIEW

HISTORY AND RECORDS
GREATER BHAM



HISTORY AND RECORDS

JERRY D. YOUNG	87
YOUNG MEMORIAL FIELD	88
REGIONS FIELD	89
HARRY WALKER	90
MLB DRAFT	91
NCAA TOURNAMENT PARTICIPANTS	92-93
CONFERENCE TOURNAMENT RECORDS	94
YEAR-BY-YEAR LEADERS	95-97
SINGLE GAME RECORDS	98
INDIVIDUAL SEASON RECORDS	99-100
INDIVIDUAL CAREER RECORDS	101-102
TEAM RECORDS	103
HONORS AND AWARDS	104-106
LETTERWINNERS BY NAME	107-110
LETTERWINNERS BY NUMBER	111-114
SEASON-BY-SEASON	115-124



JERRY D. YOUNG



Jerry D. Young, member of the UAB Athletics Hall of Fame's First induction class in the fall of 2009.

Jerry D. Young Memorial Field became the on-campus home of the Blazers beginning in 1984.

The park received an upgrade to the playing surface prior to the start of the 2018 season. Prior to that, the park received a face lift for the 2010 season with the addition of a new state of the art scoreboard and the addition of a new state-of-the-art scoreboard and the addition of covered hitting facilities beyond the left field fence. The scoreboard, produced by industry leader Daktronics, provides additional information and video capabilities that feature LED technology while offering expanded inventory opportunities for corporate partners.

Young Memorial Field was dedicated in honor of Dr. Jerry D. Young on April 18, 1985. A host of dignitaries, including Hall of Fame third baseman and former Baltimore Orioles great Brooks Robinson, who threw out the first pitch were on hand for the dedication.

One of the finest baseball surfaces in the South, Young Memorial Field is equipped with an underground sprinkler and drainage system which helps to keep the playing surface in excellent condition throughout the year. The facility got a major overhaul in 1999 as the infield was regraded and resodded and a new sound system was installed. Prior to the 2000 season, new fencing was

added to the park in the bullpen areas. The concession and umpires' room also were renovated.

A major cosmetic change was made in 2001 when a new outfield fence was completed just before the beginning of the season replacing the chain-link fence that had enclosed the field since 1984. The ballpark now has slightly larger dimensions going 330 feet down the lines, 370 feet to the left center power alley, 400 feet to dead center field and 360 feet to the right side power alley. In addition, the large "hitter's eye" in center field has been fused with the fence. The Young Memorial Field version of the "Green Monster" stands 30 feet high and 100 feet wide.

The first game in the new facility was on Feb. 26, 1984, a 14-8 victory over Vanderbilt. Joey Cora of the Commodores got the first hit at Young Memorial Field while Mike Goff got the first Blazer hit and home run at the new digs. Former UAB assistant coach Frank Walton picked up the save for the Blazers.

Lights were added in 1993 with the first night game resulting in 6-4 victory over Southern Miss on March 23, 1993. Other additions to Young Memorial Field were the construction of the Harry "The Hat" Walker Press Box, dedicated March 4, 1997, which houses media members and game operations staff, and picnic tables and grills were placed along the right field fence and along the outside of the field down the first base side.

An ardent supporter of all UAB sports, but especially the baseball program, Dr. Jerry D. Young served as senior vice president for finance at UAB from 1983 until his death.

A magna cum laude graduate of Indiana State University, Young came to UAB in 1971 and was the first dean of the School of Business. By 1973, the school had received accreditation by the American Assembly of Collegiate School of Business as the youngest school to achieve accreditation in the 60-year history of the program.

Named UAB's vice president for finance in 1974, Dr. Young was responsible for all fiscal operations at the university and played a key role in guiding the physical development of campus during a period of intensive construction and growth.

At the same time, he was instrumental in establishing the intercollegiate athletics program on the UAB campus, the hiring of Gene Bartow as athletics director and head basketball coach in addition to the hiring of Harry "The Hat" Walker as the Blazers' first baseball coach.

In recognition of his contributions and abilities, he was named senior vice president for finance in 1982. He served for several years as the chairman of the UAB's Faculty Committee on Intercollegiate Athletics.

Dr. Young devoted his time and energy to the development of the Sun Belt Conference and was treasurer of the league in 1982. At the time of his death, he was serving as president of the league. During the 1984-85 season, the Sun Belt instituted the Jerry D. Young Award, to be awarded to the men's basketball player who best exemplified sportsmanship, scholarship, leadership and athletic ability.

Dr. Young worked tirelessly for the UAB community and his work on behalf of the athletics department and the baseball program was the chief reason why the field stands today. His son Jeff was a member of the first baseball team in 1979.

Unfortunately Dr. Young did not live to see the completion of the park. His accomplishments in academia, athletics and administration exemplify the high standards to which many aspire, but few reach. With his too-short 50 years of life, Dr. Jerry Young touched the lives of thousands in a positive and meaningful way.





Ground Rules

General

- All equipment must be kept in the dugout and off the warning track.
- Both feet must be on the warning track for a legal catch in foul territory or the dugout area.
- Any fielder making a legal catch that goes into dead ball territory may throw from that "dead ball" territory, provided that he does not lose his balance or fall.
- Players must stay off the tarp./ A player may lean on (with both feet on the warning track), but not step or stand on the tarp while making a catch, Any ball getting in or under the tarp is dead.
- A single fence (8 ft.) surrounds the outfield. Any batted ball that leaves the park and strikes the foul pole is considered a home run.
- Any ball hit above the right foot line on the "batters' eye" wall in center field will be ruled a home run.
- The remainder of the park is completely enclosed.

Dugout Area

- Book Rule will apply to any fielder that goes into the dugout after making a legal catch.
- Any ball (batted or thrown) that strikes the padded retaining wall in front is live provided the ball remains in the playing field and does not enter the dugout.
- A metal retaining railing is set in the concrete area in front of each dugout. Any pitched or thrown ball that passes through the opening in the dugout area is dead (Book Rule). The Diamond Girls screen at each dugout is a live area unless the ball goes behind the screen, the ball will then be ruled dead.
- Any ball that strikes the brick side facings of each dugout is live.

YOUNG MEMORIAL FIELD


UAB All-Time at Young Memorial Field

Year	Record	Pct.	Year	Record	Pct.
1984	19-5	.792	2001	17-13	.581
1985	18-15	.545	2002	20-12	.625
1986	18-11	.621	2003	12-19	.387
1987	16-11	.693	2004	17-17	.500
1988	15-13-1	.534	2005	22-10	.688
1989	19-8	.704	2006	12-17	.414
1990	15-9	.625	2007	16-16	.500
1991	14-14	.500	2008	17-13	.581
1992	30-7	.811	2009	17-10	.630
1993	22-6	.786	2010	17-12	.586
1994	16-11	.593	2011	19-9	.679
1995	20-10	.667	2012	20-10	.667
1996	16-15	.516	2013	14-15	.483
1997	17-10	.630	2014	7-3	.700
1998	16-10	.615	2015	8-7	.533
1999	15-12	.556	2016	6-7	.462
2000	17-13	.581	2017	5-9	.357

Total Record: 549-379-1 (.593 Pct.)

PREGAME SCHEDULE

Game Time	12:00	1:00	2:00	7:00
BP: UAB	10:00	11:00	12:00	5:00
BP: Visitors	10:40	11:40	12:40	5:40
BP Cleanup	11:20	12:20	1:20	6:20
Infield: UAB	11:23	12:23	1:23	6:23
Infield: Visitors	11:30	12:30	1:30	6:30
Field Maintenance	11:40	12:40	1:40	6:40
Meeting with Umpire	11:50	12:50	1:50	6:50
National Anthem	12:00	1:00	2:00	7:00





REGIONS FIELD

Ground Rules

General

- All equipment must be kept in the dugout and off the warning track.
- Players must stay off the tarp. A player may lean on, but not step or stand on, the tarp while making a catch. Any ball getting in or under the tarp will be considered dead.
- The railing on top of the concrete wall around the park is in play
- Any ball hitting the foul pole above the home run porch in left field (12 ft.) is a home run. Any ball that clears the wall below the home run porch and returns to the field will be a home run.
- Any ball hitting the foul pole above the right wall level (8 ft.) is a home run. Everything else is outside of the park.
- Any batted ball that becomes lodged in the chain link fence in front of the bullpens, goes through or under the bullpen gates in left or right center field, goes through the gate leading to the center field tunnel or the gate leading to the batting cage in right field will be Book Rule.
- The rest of the park is completely enclosed.

Behind Home Plate Area

- Any ball which lodges under the brick backstop will be a dead ball.
- Any ball which lodges in the gate or enters the tunnel leading to the visiting clubhouse will be a dead ball.
- Any ball that goes through the screen will be a dead ball.
- All other parts are considered live and in play.

Dugout Area

- One foot on and one foot in the dugout will constitute a legal catch.
- Book Rule will apply to any fielder falling into the dugout after making a legal catch.
- The area between the dugout and the photographers' area will be considered "dead." This includes the face of the dugout, the railing at the far ends and the steps outside the dugout.
- Any ball entering the tunnel between the first base dugout and first base camera well will be a dead ball.

Regions Field

Regions Field, the home of Major League Baseball's Chicago White Sox Double A affiliate the Birmingham, Barons, was opened in May of 2013 and became the first half of the season home for the Blazers in 2014. The park measures 321 feet to left field, 393 to center field and 332 to right field.


UAB All-Time at Regions Field

Year	Record	Pct.
2014	14-5	.737
2015	9-5	.643
2016	10-7	.588
2017	12-5	.706

Total Record: 45-22 (.672 Pct.)

PREGAME SCHEDULE

Game Time	1:00	2:00	4:00	6:30
BP: UAB	10:40	11:40	1:40	4:10
BP: Visitors	11:25	12:25	2:25	4:55
BP Cleanup	12:05	1:05	3:05	5:35
Infield: Visitors	12:10	1:10	3:10	5:40
Field Maintenance	12:20	1:20	3:20	5:50
Meeting with Umpire	12:50	1:50	3:50	6:20
National Anthem	12:58	1:58	3:58	6:28





Harry William 'The Hat' Walker

Batted: Left; Threw: Right

Height: 6-2; Weight: 190

Born: Oct. 22, 1916

Pascaguola, Miss.

Died: Aug. 8, 1999

Birmingham, Ala.

MLB Debut: Sept. 25, 1940



Playing Record

Year	Team (League)	G	AB	R	H	2B	3B	HR	RBI	Avg.
1940	St. Louis (NL)	7	27	2	5	2	0	0	6	.185
1941	St. Louis (NL)	7	15	3	4	1	0	0	1	.267
1942	St. Louis (NL)	74	191	38	60	12	2	0	16	.314
1943	St. Louis (NL)	148	564	76	166	28	6	2	53	.294
1946	St. Louis (NL)	112	346	53	82	14	6	3	27	.237
1947	St. Louis (NL)	10	25	2	5	1	0	0	0	.200
	Philadelphia (NL)	130	488	79	181	28	16	1	41	.371
1948	Philadelphia (NL)	112	332	34	97	11	2	2	23	.292
1949	Chicago (NL)	42	159	20	42	6	3	1	14	.264
	Cincinnati (NL)	86	314	53	100	15	2	1	23	.292
1950	St. Louis (NL)	60	150	17	31	5	0	0	7	.207
1951	St. Louis (NL)	8	26	6	8	1	0	0	2	.308
1955	St. Louis (NL)	11	14	2	5	2	0	0	1	.357
Total		807	2551	385	786	126	37	10	214	.296

Led National League in sac hits (36) in 1943

Led National League in batting average (.363) in 1947

World Series Record

Year	Team (League)	G	AB	R	H	2B	3B	HR	RBI	Avg.
1942	St. Louis (NL)	1	1	0	0	0	0	0	0	.000
1943	St. Louis (NL)	5	18	0	3	1	0	0	0	.167
1946	St. Louis (NL)	7	17	3	7	2	0	0	6	.412
Total		13	36	3	10	3	0	0	6	.278

1942 and 1946 World Series Champion

All-Star Game Record

Year	League	AB	R	H	2B	3B	HR	RBI	Avg.
1943	National	0	0	0	0	0	0	0	.000
1947	National	2	0	0	0	0	0	0	.000
Total		3	0	0	0	0	0	0	.000

All-Star Game Starter in 1947


Major League Managerial Record

Year	Team (League)	W	L	Pct.	League Finish
1995	St. Louis (NL)	51	67	.432	Seventh
1965	Pittsburgh (NL)	90	72	.556	Third
1966	Pittsburgh (NL)	92	70	.568	Third
1967	Pittsburgh (NL)	42	42	.500	Sixth
1968	Houston (NL)	49	52	.485	10th
1969	Houston (NL)	81	81	.500	Fifth-West
1970	Houston (NL)	79	83	.488	Fourth-West
1971	Houston (NL)	79	83	.488	Fourth-West
1972	Houston (NL)	67	54	.554	Second-West
Total		630	604	.511	

Collegiate Coaching Record

Year	School (Conference)	W	L	Pct.	Conference Finish
1979	UAB	21	29	.420	
1980	UAB (Sun Belt)	30	20	.600	First-North
1981	UAB (Sun Belt)	40	17	.702	First-North
1982	UAB (Sun Belt)	14	18	.438	First-North
1983	UAB (Sun Belt)	29	18	.617	Second-West
1984	UAB (Sun Belt)	27	16	.628	Third-West
1985	UAB (Sun Belt)	26	27	.491	Third-West
1986	UAB (Sun Belt)	24	26	.480	Third-West
Total		211	171	.552	

HARRY WALKER



One of the most colorful characters to ever grace the UAB campus, Harry "The Hat" Walker passed away on Aug. 8, 1999. Walker served as the first head coach for the Blazer baseball program from its inception in 1979 to 1986. His No. 32 is the only UAB baseball jersey number to be retired.

Walker, who was inducted into the UAB Athletics Hall of Fame in 2013, led the Blazers to two Sun Belt North Division titles (1981 and 82) and had an eight year record of 211-171 (.552). What cannot be measured about Walker in numbers can be measured in terms of impact that he had in the early days of the UAB Baseball program. A veteran of five decade in professional baseball, "The Hat" brought a style and more importantly instant credibility to the fledgling program.

From a modest 21-29 record in his first season in 1979, Walker and the Blazers followed with a 30-20 mark in 1980 and a 40-17 record in 1981. He finished his UAB career with four straight 20-plus win seasons.

Nicknamed "The Hat" for his habit of adjusting his cap between pitches in the batter's box, Walker spent 22 years as a player in the professional ranks. He played eight years with the St. Louis Cardinals appearing in three World Series (1942, 43 and 46) and two All-Star Games (1943, 47). A left-handed hitter, he won the 1947 National League batting title with a .363 average while playing for both St. Louis and Philadelphia. In all, he hit over .300 five times and had a .296 lifetime average. The versatile player, who was mostly an outfielder in his career, also played for the Phillies, Cubs and Reds.

Walker spent 20 seasons as a managers including Major League stints with the Cardinals (1955), the Pittsburgh Pirates (1965-67) and the Houston Astros (1968-72).

After the 1972 season, Walker worked as a hitting instructor for the Cardinals for three seasons. He was St. Louis' minor league farm director in 1976 and the Cards' advance scout and major-league scout for trades from 1977-78.

Walker came from a family steeped in tradition. His father, Ewart (Dixie) Walker, was the Alabamian to go to the majors. Dixie pitched for Washington in 1909 and his uncle, Ernie, played for the St. Louis Browns. His brother, Fred (Dixie), was a start outfielder in both the AL and NL. Dixie also won the National League batting title in 1944.


Walker was revered as one of the game's great hitting instructors, as he worked such stars as Cesar Cedeño, Matty Alou, Manny Mota and many others.

During the 1997 season, the Harry "The Hat" Walker Press Box was dedicated prior to the March 4 game against Vanderbilt. The "Hat Box" was a dream for Walker who wanted the local and visiting media to enjoy the hospitality of UAB Baseball at Young Memorial Field.

Walker was inducted into the Alabama Sports Hall of Fame in 1978.



BLAZERS IN THE MLB DRAFT



Brewer Hicklen

Current Team: Idaho Falls Chukars
Blazer from: 2016-2017



Garrett Whitlock

Current Team: Pulaski Yankees
Blazer from: 2016-2017



Adam Lau

Current Team: Salem Red Sox
Blazer from: 2013-15



James Naile

Current Team: Midland Rockhounds
Blazer from: 2013-15



Draft Year	Player	Organization
2017 (Seventh Round)	Brewer Hicklen	Kansas City Royals
2017 (18th Round)	Garrett Whitlock	New York Yankees
2015 (10th Round)	Alex Luna	Kansas City Royals
2015 (20th Round)	James Naile	Oakland Athletics
2015 (37th Round)	Adam Lau	Boston Red Sox
2014 (Free Agent)	Turner Lee	Toronto Blue Jays
2014 (14th Round)	Chase Mallard	Toronto Blue Jays
2012 (Free Agent)	Patrick Palmeiro	Chicago White Sox
2011 (13th Round)	Jamal Austin	Seattle Mariners
2011 (13th Round)	Ryan Wooley	Detroit Tigers
2010 (Free Agent)	Jonathan Merritt	Houston Astros
2010 (Free Agent)	Nick Graffeo	Kansas City Royals
2010 (20th Round)	Luke Stewart	New York Mets
2009 (Free Agent)	Kyle Robertson	Anaheim Angels
2009 (Free Agent)	Kasey Croft^	Independent
2008 (18th Round)	Ryan Keedy	Chicago Cubs
2007 (Free Agent)	Danny Sawyer	Independent
2007 (Free Agent)	Steven Turner	Chicago White Sox
2006 (Free Agent)	Ryan Metcalf	Milwaukee Brewers
2003 (Free Agent)	Mitch Jones	Tampa Bay Devil Rays
2001 (18th Round)	Rob Caputo	Montreal Expos
2001 (35th Round)	Blake Allen	Anaheim Angels
2000 (Free Agent)	Dan DeMent	Tampa Bay Devil Rays
1999 (Free Agent)	Rodney Eberly	Philadelphia Phillies
1999 (Free Agent)	Mike Terry	New York Mets
1998 (Free Agent)	Jeff Bell	Independent
1998 (Free Agent)	Craig Boroski	Independent
1998 (24th Round)	Shayne Carnes	Philadelphia Phillies
1998 (Free Agent)	Chris Donohoo	Boston Red Sox
1997 (36th Round)	Chris Mason	Tampa Bay Devil Rays
1997 (Free Agent)	Scott McCrary	New York Mets
1996 (48th Round)	B.J. Huff	New York Mets
1996 (36th Round)	Jay Jones	Florida Marlins
1996 (53rd Round)	Blake Mayo	Los Angeles Dodgers
1995 (Free Agent)	Willie Viruet	New York Mets
1994 (34th Round)	Jay Cole	Montreal Expos
1994 (18th Round)	Toby Larson	New York Mets
1994 (28th Round)	Kyle Townner	Seattle Mariners
1993 (Free Agent)	Keiffer Rackley	Seattle Mariners
1992 (37th Round)	E.J. Brophy	Philadelphia Phillies
1991 (Free Agent)	Stephen Johnson	St. Louis Cardinals
1990 (25th Round)	Steve Thomas	New York Mets
1988 (Free Agent)	Eric Cullens	Atlanta Braves
1988 (32nd Round)	Scooter Sanderson	San Francisco Giants
1986 (6th Round)	Chris Hammond*	Cincinnati Reds
1985 (34th Round)	Ralph Sanchez	Milwaukee Brewers
1984 (21st Round)	Mike Goff	Boston Red Sox
1984 (Free Agent)	Hector Villanueva	Chicago Cubs
1983 (Free Agent)	Belgee Faulkner	Pittsburgh Pirates
1983 (16th Round)	Larry Johnson	Pittsburgh Pirates
1983 (Free Agent)	Brian Mackin	St. Louis Cardinals
1981 (Free Agent)	Jeff Jones	New York Yankees
1981 (16th Round)	Mike Vaughn	Montreal Expos
1980 (32nd Round)	Kevin Fehr	St. Louis Cardinals
1980 (18th Round)	Gary Wex	Atlanta Braves
^ - Class of 2007		
* - January Draft		
		<i>Italic - Currently Playing</i>

GENERAL

STAFF

BLAZERS

OPPONENTS

2017 IN REVIEW

HISTORY AND RECORDS

GREATER BHAM



NCAA TOURNAMENT PARTICIPANTS

1991 UAB Baseball Team

Sun Belt Conference Tournament Champions - NCAA Central Regional Participant
Host: Texas (Austin, Texas)



Overall Record: 29-30

Sun Belt Record: 9-7

Head Coach: Pete Rancont

Assistant Coaches: Jim Case

David McMahon

Name	Pos.	Yr.	Hometown
Mickey Brewer	INF	Jr.	Florence, Ala.
E.J. Brophy	C	Jr.	Montgomery, Ala.
Doug Gann	INF	Sr.	Birmingham, Ala.
Kevin Greene	INF	Sr.	Riverdale, Ga.
Roger Gregg	C	Fr.	Petal, Miss.
Dexter Harrell	C	So.	Gadsden, Ala.
Todd Hope	INF	Fr.	Tarrant, Ala.
James Hurt	P	Jr.	Pennington, Ala.
Paul Jeffers	P	Jr.	San Marcos, Calif.
Stephen Johnson	P	Jr.	Salisbury, Mo.
Brennan Jones	INF	Jr.	Sydney, Australia
Scott Jones	P	Jr.	Chamblee, Ga.
Gerald Kennedy	OF	Jr.	Great Bend, Kan.
Derrick Kidd	INF	So.	Vincent, Ala.
Kristin Metheny	OF	Jr.	Birmingham, Ala.
Keene Newberry	INF	Sr.	Alexander City, Ala.
Keifer Rackley	OF	So.	Butler, Ala.
Doug Rohm	P	So.	Jacksonville, Ala.
Rene Romo	INF	Sr.	Tuscon, Ariz.
Brian Smith	INF	Jr.	Augusta, Ga.
Daniel Sudd	P	Jr.	Oceanside, Calif.
Darren Sulzle	P	Jr.	Puyallup, Wash.
Stuart Thompson	OF	So.	New South Wales, Australia
Shay Tilley	P	So.	Manchester, Tenn.
Kyle Towner	OF	Fr.	Saraland, Ala.
Ronnie Tucker	P	So.	Gadsden, Ala.

Date	Opponent	Result	Score
2/15	vs. The Citadel 1	W	10-6
2/16	vs. Tennessee Tech 1	W	6-2
2/20	at Alabama	L	5-8
2/23	Middle Tennessee	L	4-6
2/24	Middle Tennessee	L	6-10
2/26	Jacksonville State	L	0-4
2/27	Alabama	L	1-9
2/28	at Samford	W	14-5
3/1	Kentucky	L	5-9
3/4	Valparaiso	W	10-6
3/5	Louisiana-Monroe	W	11-3
3/6	at Montevallo	L	5-10
3/8	Illinois State	L	6-7
3/9	Illinois State	L	3-5
3/9	Illinois State	L	5-9
3/12	Southern Miss	L	5-7
3/13	Southern Miss	W	7-2
3/20	Eastern Kentucky	W	13-7
3/21	Eastern Kentucky	L	1-6
3/22	Samford	W	17-0
3/26	Mississippi	L	11-12
3/27	at Troy	W	6-4
3/30	at South Alabama*	L	8-12
3/30	at South Alabama	L	0-8
3/31	at South Alabama	W	8-6
4/3	Troy	W	6-4
4/6	Western Kentucky*	W	9-5
4/6	Western Kentucky*	W	7-6
4/7	Western Kentucky*	W	12-8
4/10	Samford	W	7-5
4/11	at Vanderbilt	L	2-6
4/13	USF*	W	8-2
4/13	USF*	W	5-2
4/14	USF*	W	10-0
4/16	at Mississippi	W	3-2
4/18	Montevallo	L	4-6
4/20	at USF*	L	8-10
4/20	at USF*	L	4-6
4/21	at USF*	L	3-4
4/23	at Middle Tennessee 2	W	9-3
4/24	at Samford	L	4-8
4/27	South Alabama*	L	4-15
4/30	at Auburn	L	5-6 (11)
5/1	Auburn 3	W	5-4
5/2	Birmingham Southern	L	2-4
5/4	at WKU*	L	2-8
5/4	at WKU*	W	7-0 (F)
5/5	at WKU*	W	7-6 (10)
5/7	at Southern Miss	L	3-8
5/8	at Southern Miss	L	2-5
5/9	Vanderbilt	W	7-2
5/15	vs. Old Dominion 4	W	13-0
5/16	vs. Jacksonville 4	W	5-1
5/17	vs. South Alabama 4	W	4-3
5/17	vs. Jacksonville 4	W	5-1
5/18	vs. Old Dominion 4	W	3-2
5/24	vs. Texas 5	L	3-16
5/25	vs. Rutgers 5	W	10-9
5/26	vs. Oklahoma State 5	L	7-8 (10)

* - Sun Belt Conference Game; 1 - at Macon, Ga.; 2 - Tullahoma, Tenn.;

3 - at Hoover Met; 4 - Sun Belt Conference Tournament (Jacksonville, Fla.)

5 - NCAA Central Regional (Austin, Texas)



NCAA TOURNAMENT PARTICIPANTS

2012 UAB Baseball Team

Conference USA Tournament Champions - NCAA Tallahassee Regional Participant
Host: Florida State (Tallahassee, Fla.)

GENERAL

STAFF

BLAZERS

OPPONENTS

2017 IN REVIEW

HISTORY AND RECORDS

GREATER BHAM



Overall Record: 32-30

Sun Belt Record: 9-15

Head Coach: Brian Shoop

Assistant Coaches: Perry Roth

Josh Hopper, Ron Polk

Name	Pos.	Yr.	Hometown
------	------	-----	----------

Coy Arrowood	OF	Sr.	Northport, Ala.
Tanner Bryant	INF/P	Jr.	Newnan, Ga.
Ben Bullard	P	Jr.	Decatur, Ala.
Michael Busby	P/INF	Sr.	Vicksburg, Miss.
Harry Clark	C/INF	Jr.	Memphis, Tenn.
Ivan De Jesus	OF	So.	San Juan, Puerto Rico
Keith DePew	INF	Sr.	Trussville, Ala.
John Frost	INF	Jr.	Decatur, Ala.
Jacob German	C/P	Jr.	Hoschton, Ga.
Griffin Gum	OF	Fr.	Charlotte, N.C.
Tyler Hamby	INF	RS-Fr.	Moody, Ala.
David Hayes	P	Sr.	Homewood, Ala.
Wes Holley	P	RS-Jr.	Moulton, Ga.
Tyler Johnson	P	RS-Jr.	Trussville, Ala.
Sam Kelley	P/INF	RS-Fr.	Moundville, Ala.
Wes Kent	INF	Fr.	Fairhope, Ala.
Alex Luna	P	Fr.	Huntsville, Ala.
Chase Mallard	P	So.	Cullman, Ala.
Tyler Mims	C	RS-Fr.	Hoover, Ala.
Matt Morse	INF	So.	Sandwich, Ill.
Dylan Munger	P	Fr.	Muscle Shoals, Ala.
Ryan Nance	P	Sr.	Brandon, Miss.
Dillon Napoleon	P	Sr.	Winnetka, Ill.
Patrick Palmeiro	INF/OF	Sr.	Colleyville, Texas
Ryan Prinzing	OF	So.	Oswego, Ill.
Edwin Reyes	P/INF	RS-Fr.	Madison, Ala.
Tom Sawyer	P	RS-Jr.	Robertsdale, Ala.
Jeff Schalk	OF/INF	Fr.	Wheaton, Ill.
Ruben Tresgallo	P	RS-So.	Guaynabo, Puerto Rico
Ryan Ussery	OF	Jr.	Marietta, Ga.
Aaron Warren	P	RS-Fr.	Tyrone, Ga.
Todd Wilkinson	INF	Fr.	Hazel Green, Ala.

Date	Opponent	Result	Score
2/17	at No. 16 Clemson	W	2-1
2/18	at No. 16 Clemson	L	1-6
2/19	at No. 16 Clemson	L	4-7
2/21	at Alabama State	W	3-2
2/24	Ball State	W	4-3
2/25	Ball State	W	1-0
2/26	Ball State	W	7-4
2/28	at Jacksonville State	W	14-8
2/29	Jacksonville State	W	5-4
3/2	Utah	L	0-11
3/3	Utah	W	2-1
3/4	Utah	W	7-1
3/6	at Troy	W	9-7
3/7	Alabama State	W	12-3
3/9	Penn State	W	9-3
3/10	Penn State	W	3-2
3/11	Penn State	L	4-5
3/13	at Kennesaw State	L	3-7
3/16	vs. UCONN!	W	15-4
3/17	vs. Michigan	L	1-3
3/18	at Coastal Carolina	L	0-7
3/21	at Jacksonville State	L	3-4
3/23	Marshall*	L	4-7
3/24	Marshall*	W	5-1
3/25	Marshall*	W	5-1
3/27	vs. Alabama*	W	1-0
3/30	at No. 30 East Carolina*	L	6-11
3/31	at No. 30 East Carolina*	L	2-12
4/1	at No. 30 East Carolina	L	5-6
4/3	Troy	W	4-3
4/6	at No. 14 UCF	W	11-4
4/7	at No. 14 UCF	L	3-7
4/8	at No. 14 UCF	L	7-8
4/10	at Alabama	L	9-1
4/13	Tulane*	L	6-13
4/14	Tulane*	W	4-3
4/15	Tulane*	L	3-9
4/18	at Samford	L	0-11
4/20	Gardner-Webb	W	10-5
4/21	Gardner-Webb	W	5-1
4/22	Gardner-Webb	L	1-5
4/24	Kennesaw State	L	3-8
4/25	Samford	L	2-9
4/27	Houston*	W	11-9
4/28	Houston*	W	12-8
4/29	Houston*	W	1-0
5/4	at Memphis*	L	1-8
5/5	at Memphis*	L	2-6
5/6	at Memphis*	L	6-8
5/9	Jacksonville State	W	4-1
5/11	at No. 5 Rice*	L	2-12
5/12	at No. 5 Rice*	L	6-8
5/13	at No. 5 Rice*	W	6-5
5/17	Southern Miss*	W	2-1
5/18	Southern Miss*	L	5-11
5/19	Southern Miss*	L	5-8
5/24	vs. No. 16 UCF#	W	16-1
5/25	vs. East Carolina#	L	3-10
5/26	vs. East Carolina#	W	5-0
5/27	vs. Memphis#	W	5-0
6/1	vs. No. 3 Florida State^	L	1-2
6/2	vs. No. 14 Mississippi State^	L	1-8

* - Conference USA Game; ! - Coastal Carolina Classic; % - Played at Regions Park (Hoover, Ala.); # - Conference USA Tournament (Pearl, Miss.); ^ - NCAA Tallahassee Regional (Tallahassee, Fla.)



Conference USA Tournament: (19-29)

2015 C-USA Tournament (3-1)

<i>Pete Taylor Park // Hattiesburg, Miss.</i>		
Southern Miss	W	4-0
Florida Atlantic	W	2-1
Florida Atlantic	W	10-0 (8)
FIU	L	2-8

2014 C-USA Tournament (0-2)

<i>Pete Taylor Park // Hattiesburg, Miss.</i>		
UTSA	L	1-4
Southern Miss	L	3-4

2013 C-USA Tournament (1-2)

<i>Reckling Park // Houston, Texas</i>		
Rice	L	1-3
Memphis	L	5-6
UCF	W	5-1

2012 C-USA Tournament (3-1)

<i>Trustmark Park // Pearl, Miss.</i>		
UCF	W	15-1
Tulane	W	6-3
East Carolina	L	3-10
Memphis	W	5-0

2011 C-USA Tournament (1-2)

<i>Trustmark Park // Pearl, Miss.</i>		
Rice	W	9-8
UCF	L	4-6
Memphis	L	4-5

2009 C-USA Tournament (1-2)

<i>Pete Taylor Park // Hattiesburg, Miss.</i>		
Houston	W	8-3
Rice	L	1-8
Houston	L	1-4

2008 C-USA Tournament (2-2)

<i>Greer Field at Turchin Stadium // New Orleans, La.</i>		
Rice	W	5-4
Houston	W	5-4
Houston	L	5-10
Houston	L	1-3

2007 C-USA Tournament (0-2)

<i>Clark Le-Clair Stadium // Greenville, N.C.</i>		
Southern Miss	L	5-9
Tulane	L	5-13

2006 C-USA Tournament (0-2)

<i>Reckling Park // Houston, Texas</i>		
Rice	L	3-9
Memphis	L	2-13

2005 C-USA Tournament (0-2)

<i>Pete Taylor Park // Hattiesburg, Miss.</i>		
Tulane	L	6-8
Houston	L	5-7

2004 C-USA Tournament (2-2)

<i>Cougar Field // Houston, Texas</i>		
Tulane	W	10-4
Memphis	W	7-6
Southern Miss	L	10-16
Southern Miss	L	7-9

2000 C-USA Tournament (2-2)

<i>Florida Power Park // St. Petersburg, Fla.</i>		
Tulane	W	11-4
Cincinnati	L	4-9
Southern Miss	W	10-6
Cincinnati	L	6-15

1999 C-USA Tournament (0-1)

<i>USA Stadium // Millington, Tenn.</i>		
Cincinnati	L	7-8

1998 C-USA Tournament (1-2)

<i>Zephyr Field // New Orleans, La.</i>		
Louisville	L	8-9
Saint Louis	W	4-1
Louisville	L	6-11

1997 C-USA Tournament (3-2)

<i>Turchin Stadium // New Orleans, La.</i>		
USF	L	2-5
Saint Louis	W	6-2
USF	W	5-3
Houston	W	6-5 (12)
Houston	L	8-10

1996 C-USA Tournament (0-2)

<i>Pete Taylor Park // Hattiesburg, Miss.</i>		
Charlotte	L	9-17
USF	L	7-9

Great Midwest Tournament:

(10-6)

1995 Great Midwest Tournament (0-2)

<i>St. Louis, Mo.</i>		
Dayton	L	2-5
Memphis	L	0-5

1994 Great Midwest Tournament (3-1)

<i>Johnny Bench Field // Cincinnati, Ohio</i>		
Cincinnati	W	5-2
Memphis	W	8-1
Memphis	L	5-8
Memphis	W	14-5

CONFERENCE TOURNAMENT

1993 Great Midwest Tournament (3-2)

<i>Nat Burling Stadium // Memphis, Tenn.</i>		
Saint Louis	L	5-11
Cincinnati	W	7-1
Saint Louis	W	7-4
Memphis	W	6-2
Memphis	L	3-4

1992 Great Midwest Tournament (4-1)

<i>Young Memorial Field // Birmingham, Ala.</i>		
Saint Louis	W	1-0
Cincinnati	L	1-2
Saint Louis	W	8-1
Cincinnati	W	12-5
Cincinnati	W	10-5

Sun Belt Conference Tournament: (7-15)

1991 Sun Belt Tournament (4-1)

<i>Brest Field // Jacksonville, Fla.</i>		
Old Dominion	W	13-0
Jacksonville	W	5-1
South Alabama	W	4-3
Jacksonville	W	5-1
Old Dominion	W	3-2

1990 Sun Belt Tournament (0-2)

<i>Eddie Stanky Field // Mobile, Ala.</i>		
Old Dominion	L	7-9
Jacksonville	L	4-10

1989 Sun Belt Tournament (0-2)

<i>Jacksonville, Fla.</i>		
Jacksonville	L	0-5
Charlotte	L	12-14

1986 Sun Belt Tournament (0-2)

<i>Tampa, Fla.</i>		
Old Dominion	L	5-6
Jacksonville	L	3-5

1983 Sun Belt Tournament (1-2)

<i>Norfolk, Va.</i>		
Old Dominion	L	2-7
Jacksonville	W	11-5
South Alabama	L	5-9

1982 Sun Belt Tournament (1-2)

<i>Tampa, Fla.</i>		
South Alabama	L	0-6
Charlotte	W	8-1
South Alabama	L	2-4

1981 Sun Belt Tournament (0-2)

<i>Birmingham, Ala.</i>		
South Alabama	L	7-8 (14)
Charlotte	L	2-4 (10)

1980 Sun Belt Tournament (1-2)

<i>Mobile, Ala.</i>		
USF	L	2-3
Jacksonville	W	10-7
USF	L	4-8



UAB claimed the Conference USA title in 2012 defeating Memphis 5-0 in the Championship Game.



YEAR-BY-YEAR RECORDS

Year-By-Year Records

Year	W-L	Conference Record/Finish
1979	21-29	N/A

Sun Belt

Year	W-L	Conference Record/Finish
1980	30-20	6-6/Second
1981	40-17	12-0/First North
1982	14-19	4-2/First North
1983	29-18	11-6/Second West
1984	27-16	8-9/Third West
1985	26-27	5-11/Third West
1986	24-26	7-10/Third West
1987	23-22	8-10/Fourth West
1988	22-28-1	4-12/Fourth West
1989	28-27	7-11/Third West
1990	27-26	8-10/Second West
1991	29-30	9-7/Second West * #

Great Midwest

Year	W-L	Conference Record/Finish
1992	43-18	17-1/First ^
1993	35-23	12-6/Second
1994	32-23	16-6/Second ^
1995	34-22	13-9/Second

Conference USA

Year	W-L	Conference Record/Finish
1996	33-25	13-11/Fourth
1997	31-29	14-13/Sixth
1998	29-24	15-12/Fourth
1999	22-31	7-20/Ninth
2000	28-32	10-15/Seventh
2001	25-30	6-21/Tenth
2002	16-40	7-23/Tenth
2003	27-26	12-17/Ninth
2004	30-29	13-16/Seventh
2005	31-27	14-16/Eighth
2006	19-38	6-18/Eighth
2007	25-33	12-12/Fourth
2008	26-34	7-17/Eighth
2009	31-26	11-12/Sixth
2010	28-25	11-13/Tied Fifth
2011	29-28	9-15/Eighth
2012	33-30	9-15/Seventh I #
2013	23-36	7-17/Eighth
2014	35-21	20-10/Second
2015	33-25	15-15/Sixth
2016	21-34	12-18/Ninth
2017	24-31	9-21/11th

Year-By-Year Batting

Year	G	Avg.	AB	R	H	2B	3B	HR	RBI	BB	SO	SB
1979	50	.219	1446	179	316	47	7	5	155	194	212	52
1980	50	.293	1528	286	448	73	19	12	249	201	184	29
1981	57	.318	1908	381	606	86	22	24	346	218	170	46
1982	32	.276	1024	185	283	39	9	19	158	144	111	27
1983	47	.340	1541	406	524	91	17	40	362	230	188	37
1984	43	.315	1406	337	443	71	21	37	288	243	179	53
1985	53	.306	1711	373	524	87	17	47	317	279	214	47
1986	50	.292	1574	315	460	79	17	26	257	210	263	34
1987	45	.298	1424	260	425	64	3	27	215	164	221	34
1988	51	.381	1613	239	431	83	7	29	205	223	302	43
1989	55	.365	1760	209	472	76	11	24	254	242	309	51
1990	53	.378*	1679	284	465	79	21	16	252	212	278	52
1991	59	.296	2011	360	595	106	20	31	312	217	349	53
1992	61*	.307	2019	388	619	84	18	37	343	251	275	99
1993	58	.291	1982	371	577	110	15	48	335	230	364	50
1994	53	.294	1885	367	535	104	13	42	327	231	295	89
1995	56	.319	1921	410	612	106	17	42	365	212	282	54
1996	58	.304	2086	437	634	126	18	63	392	279	406	68
1997	60	.310	2198*	407	681*	126	8	66	373	215	437	39
1998	53	.331	1945	459	643	126	13	81*	413*	240	332	56
1999	53	.299	1898	390	568	121	18	47	341	220	434	61
2000	60	.282	2012	411	568	88	12	57	343	288	483*	164*
2001	55	.260	1806	264	469	78	6	27	235	181	397	66
2002	56	.237	1889	251	448	85	10	36	222	185	468	40
2003	53	.288	1769	327	510	60	7	48	282	206	440	84
2004	59	.301	2104	415	633	127	9	64	386	232	422	49
2005	58	.277	1948	353	540	101	14	51	315	213	386	47
2006	57	.267	1983	315	529	87	13	42	278	188	424	52
2007	58	.296	2016	374	595	98	25*	24	334	226	374	81
2008	60	.311	2094	427	652	113	16	59	392	289*	446	74
2009	57	.305	1983	461*	605	129*	11	58	406	284	382	114
2010	53	.283	1833	371	519	85	16	53	333	248	367	81
2011	57	.271	1936	278	525	74	10	18	245	224	388	68
2012	62	.266	2142	299	570	79	14	23	251	251	439	54
2013	59	.258	1932	243	498	82	12	9	215	203	383	46
2014	56	.260	1858	260	484	56	5	10	222	220	387	45
2015	58	.251	1880	278	471	76	13	32	248	193	405	55
2016	55	.236	1743	238	412	60	11	16	215	224	287	59
2017	55	.259	1777	257	460	89	13	24	223	165	386	55
Totals	2,125	.293	71,264	12,865	20,350	4,442	528	1,414	11,404	8,675	13,169	2,308

Year-By-Year Pitching

Year	ERA	W-L	SV	CG	SHO	IP	H	R	ER	BB	SO
1979	4.55	21-29	10	7	3	385.0	449	291	195	210	204
1980	3.59	30-20	10	18	2	398.2	375	211	159	214	297
1981	2.98	40-17	12	22*	9*	477.1	433	210	158	191	248
1982	4.79	14-18	5	9	2	252.2	291*	190	134*	146*	115
1983	5.40	29-18	9	8	2	366.2	451	309	220	211	180
1984	4.34	27-16	5	18	3	348.1	381	220	168	158	168
1985	6.53	26-27	5	17	3	416.1	507	355	302	230	243
1986	5.51	24-26	7	12	3	390.1	469	320	239	245	188
1987	5.66	23-22	7	14	1	359.2	396	284	226	193	202
1988	4.55	22-28	8	7	0	423.2	443	283	214	226	279
1989	4.55	28-27	10	10	0	455.0	487	291	230	219	268
1990	3.81	27-26	10	10	6	434.1	459	226	184	152	281
1991	4.75	29-30	9	5	3	500.2	606	342	264	197	335
1992	3.87	43-18*	18	5	2	522.2	573	283	225	170	346
1993	5.18	35-23	19*	5	4	493.0	582	282	284	257	332
1994	4.56	32-23	12	5	2	467.1	535	309	237	184	336
1995	4.66	34-22	15	3	2	473.1	553	322	245	207	308
1996	4.99	33-25	6	2	2	514.1	577	333	285	193	381
1997	5.13	31-29	13	2	2	537.0	674	389	306	197	427*
1998	5.67	29-24	8	4	0	462.0	576	349	291	218	320
1999	7.30	22-31	5	9	1	463.2	699	489	376	228	289
2000	5.75	28-32	6	4	0	524.2	604	418	335	299	357
2001	4.36	25-30	13	3	4	485.0	489	284	235	230	352
2002	6.01	16-40	5	1	9	492.1	614	393	329	242	389
2003	4.58	27-26	8	4	3	461.1	464	285	235	200	411
2004	5.34	30-29	7	5	2	526.1	592	372	312	248	389
2005	5.20	31-27	15	1	2	508.2	578	327	294	236	376
2006	6.23	19-38	6	4	1	501.2	529	315	347	320	321
2007	5.21	25-33	9	2	2	504.2	588	374	292	300	283
2008	6.29	26-34	6	6	1	514.0	609	418	359	259	338
2009	5.91	31-26	10	1	1	498.0	565	392	327	258	395
2010	5.93	28-25	11	0	1	467.1	539	361	308	219	381
2011	4.27	29-28	11	3	1	514.0	490	275	244	215	347
2012	4.46	32-30	14	3	4	554.1*	583	327	275	207	389
2013	5.29	23-36	10	1	4	512.1	543	352	301	225	357
2014	2.87*	35-21	16	2	9*	507.1	451	188*	162	178	409
2015	3.60	33-25	15	2	5	502.2	439	241	201	216	403
2016	4.06	21-34	9	0	6	474.0	428	272	214	248	331
2017	5.46	24-31	11	2	1	470.0	519	323	285	230	353
Total	4.95	1,082-1,044	385	236	99	18,159.2	20,140	12,206	9,997	8,576	12,228

* - Single Season Record

GENERAL STAFF BLAZERS OPPONENTS 2017 IN REVIEW HISTORY AND RECORDS GREATER BHAM



HITTING

Batting Average

Year	Avg.	Player
1979	.282	Mike Phelps
1980	.329	Jeff Young
1981	.403	Mike Vaughn
1982	.376	Jim Burbrink
1983	.476	Hector Villanueva
1984	.392	Tommy Urban
1985	.457	Ralph Sanchez
1986	.379	Tim Edwards
1987	.364	Keith Hopper
1988	.383	Dan Swatek
1989	.335	Frank Tremmel
1990	.360	Kristin Metheny
1991	.385	Kristin Metheny
1992	.406	Stuart Thompson
1993	.344	Mike Dunnett
1994	.367	Chris Gabbart
1995	.400	Tim Howard
1996	.358	B.J. Huff
1997	.379	Dan Harness
1998	.417	Shayne Carnes
1999	.362	Dan DeMent
2000	.363	Brandon Isbell
2001	.324	Mark Garner
2002	.309	Kyle Leon
2003	.392	Mitch Jones
2004	.343	Daniel Hill
2005	.341	Clint Toomey
2006	.305	Danny Sawyer
2007	.358	J.R. Bond
2008	.423	Ryan Keedy
2009	.353	Digger Towe
2010	.364	Jamal Austin
2011	.351	Jamal Austin
2012	.304	Keith DePew
2013	.335	Ryan Prinzing
2014	.296	Griffin Gum
2015	.303	Chase Davis
2016	.297	Carter Pharis
2017	.328	Brewer Hicklen

Home Runs

Year	No.	Player
1979	2	Mike Phelps
1980	4	Rick Collum
1981	11	Mike Vaughn
1982	4	Larry Johnson
1983	11	Hector Villanueva
1984	11	Hector Villanueva
1985	9	Bobby Jones
1986	5	Tim Edwards
	5	Keith Hopper
1987		Todd Neil
1988	8	Dan Swatek
1989	9	Dan Swatek
1990	5	E.J. Brophy
1991	8	Doug Gann
	8	Kevin Greene
1992	10	Stuart Thompson
1993	11	Chris Gabbart
1994	16	Chris Gabbart
1995	9	Shayne Carnes
1996	17	Jay Jones
1997	15	Jeff Bell
1998	23	Shayne Carnes
1999	16	Dan DeMent
2000	15	Brent Laircey
2001	5	Al Hecklinski
2002	8	Seth Rollin
2003	14	Kyle Leon
2004	14	Daniel Hill
2005	8	Nathan McCorkle
	8	Cole Helms
	8	Seth Rollin
2006	8	Ryne Lovdahl
2007	5	Ryne Lovdahl
2008	13	Luke Stewart
2009	15	Luke Stewart
2010	21	Luke Stewart
2011	8	Patrick Palmeiro
2012	5	Patrick Palmeiro
2013	3	Ryan Prinzing
2014	4	Jeff Schalk
2015	12	Esteban Tresgallo
2016	4	Esteban Tresgallo
2017	8	Brewer Hicklen

Runs Batted In

Year	No.	Player
1979	23	Mike Phelps
	23	Rick Collum
1980	30	Mike Phelps
1981	70	Mike Vaughn
1982	29	Jim Burbrink
1983	53	Hector Villanueva
1984	53	Hector Villanueva
1985	49	Ralph Sanchez
1986	29	Tommy Urban
1987	40	Todd Neil
1988	37	Dan Swatek
1989	39	Frank Tremmel
1990	37	E.J. Brophy
1991	42	Keifer Rackley
1992	67	Stuart Thompson
1993	50	Stuart Thompson
1994	58	Chris Gabbart
1995	51	Brian Jersey
1996	74	B.J. Huff
1997	64	Jeff Bell
1998	87	Shayne Carnes
1999	66	Dan DeMent
2000	59	Dan DeMent
2001	32	Al Hecklinski
2002	36	Matt Womble
2003	57	Kyle Leon
2004	52	Daniel Hill
2005	48	Zac Ward
2006	47	Danny Sawyer
2007	47	J.R. Bond
	47	Ryne Lovdahl
2008	69	Ryan Keedy
2009	61	Digger Towe
2010	64	Luke Stewart
2011	43	Patrick Palmeiro
2012	34	Patrick Palmeiro
2013	39	John Frost
2014	29	Jeff Schalk
2015	41	Jeff Schalk
2016	36	Carter Pharis
2017	31	Brewer Hicklen

Runs

Year	No.	Player
1979	26	Mike Hall
1980	31	Keith Conley
1981	54	Keith Conley
1982	29	Tim Strickland
1983	53	Bobby Jones
1984	52	Tim Evans
1985	55	Ralph Sanchez
1986	38	Mark Tillery
1987	43	Tim Edwards
1988	30	Scooter Sanderson
1989	42	Steve Borris
1990	43	Frank Tremmel
1991	53	Kristin Metheny
1992	53	Kristin Metheny
1993	55	Keifer Rackley
1994	54	Chris Gabbart
1995	60	Brian Jersey
1996	59	Brian Jersey
1997	63	Dan Harness
1998	64	Shayne Carnes
1999	56	Dan DeMent
2000	68	Will Smith
2001	32	Mark Garner
2002	36	Matt Womble
2003	48	Sam Clark
2004	52	Nathan McCorkle
2005	49	Clint Toomey
2006	39	Steven Turner
2007	50	Ryne Lovdahl
2008	68	Jonathan Merritt
2009	65	Brint Hardy
2010	50	Luke Stewart
2011	40	Nick Crawford
2012	34	Patrick Palmeiro
2013	38	Ryan Prinzing
2014	38	Chase Davis
2015	40	Esteban Tresgallo
2016	27	Brewer Hicklen
2017	43	Brewer Hicklen

YEAR-BY-YEAR LEADERS

Hits

Year	No.	Player
1979	44	Mike Phelps
1980	47	Mike Fox
1981	83	Mike Vaughn
1982	41	Jim Burbrink
1983	69	Brian Mackin
1984	62	Tommy Urban
1985	84	Ralph Sanchez
1986	56	Jonny Morgan
1987	56	Tim Edwards
1988	57	Ray Craig
1989	70	Frank Tremmel
1990	73	Kristin Metheny
1991	87	Kristin Metheny
1992	86	Stuart Thompson
1993	76	Mike Dunnett
1994	79	Chris Gabbart
1995	82	Tim Howard
1996	88	B.J. Huff
1997	99	Dan Harness
1998	88	Shayne Carnes
1999	75	Dan DeMent
2000	77	Mitch Jones
2001	60	Mark Garner
2002	58	Matt Womble
2003	76	Mitch Jones
2004	79	Daniel Hill
2005	71	Clint Toomey
2006	67	Danny Sawyer
2007	78	J.R. Bond
2008	99	Ryan Keedy
2009	73	Jonathan Merritt
2010	76	Jamal Austin
2011	79	Jamal Austin
2012	70	Ivan DeJesus
2013	74	John Frost
2014	64	Griffin Gum
2015	72	Chase Davis
2016	61	Griffin Gum
2017	62	Carter Pharis

PITCHING

ERA

Year	ERA	Player
1979	1.86	Kevin Fehr
1980	2.00	Gary Wex
1981	1.83	Bill Macke
1982	3.15	Chris Teichmiller
1983	3.97	Frank Walton
1984	1.52	Scott Ryan
1985	4.11	Jimmy Meek
1986	4.21	Derek Caraway
1987	3.21	Chris Murdock
1988	2.60	Brad Marshall
1989	3.97	Steve Thomas
1990	2.79	Jeff Gregg
1991	2.59	Daniel Sudd
1992	1.80	Daniel Sudd
1993	1.27	Jay Cole
1994	2.19	Toby Larson
1995	2.69	Heath Henderson
1996	3.63	Mark Gray
1997	3.29	Chris Mason
1998	3.14	Tighe Dickinson
1999	4.98	Joe McRae
2000	4.48	Lee Jolly
2001	2.83	Andre Parks
2002	4.96	Joe Yarbrough
2003	2.90	Cody Cillo
2004	4.50	Eric Roberts
2005	2.66	Ryan Huffman
2006	4.07	Jimbo Crew
2007	2.86	Grant Addison
2008	4.64	Kyle Roberson
2009	5.14	Shay Crawford
2010	4.50	Mitch Kloskowski
2011	2.87	Dillon Napoleon
2012	2.96	Ben Bullard
2013	3.75	Chase Mallard
2014	1.55	Chase Mallard
2015	2.63	James Naile
2016	2.82	Thomas Lowery
2017	3.40	Austin Thomas



YEAR-BY-YEAR LEADERS

1999	4.98	Joe McRae
2000	4.48	Lee Jolly
2001	2.83	Andre Parks
2002	4.96	Joe Yarbrough
2003	2.90	Cody Cillo
2004	4.50	Eric Roberts
2005	2.66	Ryan Huffman
2006	4.07	Jimbo Crew
2007	2.86	Grant Addison
2008	4.64	Kyle Roberson
2009	5.14	Shay Crawford
2010	4.50	Mitch Kloskowski
2011	2.87	Dillon Napoleon
2012	2.96	Ben Bullard
2013	3.75	Chase Mallard
2014	1.55	Chase Mallard
2015	2.63	James Naile
2016	2.82	Thomas Lowery
2017	3.40	Austin Thomas

Appearances

Year	No.	Player
1979	28	Kevin Fehr
1980	20	Kevin Fehr
1981	19	Herbert Brewer
1982	19	Bill Macke
1983	26	Chris Teichmiller
1984	16	Jimmy Meek
1985	13	Robin Herd
1986	24	Chris Murdock
1987	17	Chris Murdock
1988	29	Kim Hargett
1989	25	Kim Hargett
1990	21	Rich Daniel
	21	Steve Thomas
1991	28	James Hurtt
1992	36	Daniel Sudd
1993	28	Jay Cole
1994	27	Jay Cole
1995	27	Mark Ammerman
1996	23	Chris Masson
1997	31	Chris Masson
1998	21	Michael Stallings
	21	Scott Beyer
1999	27	Kevin Sommerfield
2000	29	Scott Beyer
2001	30	Blake Allen
2002	27	Cody Cillo
2003	23	Cody Cillo
2004	37	Eric Roberts
2005	32	Eric Roberts
2006	28	Drew Murray
	28	Mitch Thorn
2007	22	James Oliver
2008	20	Billy Lichtner
	20	Brandon Flaherty
2009	23	Tristan Farrell
2010	21	Nick Graffeo
2011	21	Ryan Nance
2012	25	Ryan Nance
2013	21	Cory Eller
	21	Chase Mallard
2014	29	Cory Eller
2015	27	Thomas Lowery
2016	25	Garrett Whitlock
2017	20	Carson Jones

Wins

Year	No.	Player
1979	7	Kevin Fehr
1980	9	Gary Wex
1981	8	Joe Siers
	8	Barry Bowyer
1982	4	Jim Meadows
1983	6	Llyod Ethridge
	6	Scott Ryan
1984	10	Jimmy Meek
1985	7	Jimmy Meek
1986	4	Derek Caraway
1987	5	Chris Murdock
	5	Rex Todd
1988	5	Kim Hargett
1989	8	Aaron Moore
1990	9	Aaron Moore
1991	8	Stephen Johnson
1992	9	Ronnie Tucker
1993	8	Jeff Menard
1994	9	Toby Larson
1995	9	Heath Henderson
1996	13	Scott McCrary

1997	7	Mark Gray
	7	Scott McCrary
1998	7	Tighe Dickinson
1999	5	Joe McRae
	5	Michael Stallings
2000	7	Michael Stallings
2001	5	Andre Parks
2002	3	Ross Dobbins
	3	Tony Falls
2003	6	Cody Cillo
	6	Scott Gibson
2004	6	Jeff Brown
	6	Adam Price
2005	7	Jeff Brown
2006	6	Jimbo Crew
2007	5	Mitch Kloskowski
2008	6	Mitch Kloskowski
	6	Kyle Roberson
2009	6	Kyle Roberson
2010	6	Beau Pender
2011	7	Ryan Woolley
2012	5	Ben Bullard
	5	Michael Busby
	5	Dillon Napoleon
2013	7	James Naile
2014	9	Chase Mallard
2015	10	James Naile
2016	6	Ryan Ruggles
2017	6	Thomas Lowery

Innings Pitched

Year	No.	Player
1979	58.1	Kevin Fehr
	58.1	Jerry Legrone
1980	94.1	Gary Wex
1981	91.0	Barry Bowyer
1982	49.2	Alan Smith
1983	88.0	Scott Ryan
1984	95.1	Jimmy Meek
1985	72.1	Jimmy Meek
1986	76.2	Keith Hanback
1987	98.0	Chris Murdock
1988	98.0	Troy Taylor
1989	121.2	Aaron Moore
1990	112.1	Steve Thomas
1991	112.1	Stephen Johnson
1992	120.1	James Hurtt
1993	94.1	Ronnie Tucker
1994	107.0	Toby Larson
1995	107.2	Lance Tolbert
1996	95.1	Scott McCrary
1997	97.2	Mark Gray
1998	84.2	Mike Terry
1999	103.1	Michael Stallings
2000	86.1	Michael Stallings
2001	80.1	Joe Yarbrough
2002	78.0	Joe Yarbrough
2003	85.1	Lucas Trotter
2004	101.1	Adam Price
2005	99.1	Jeff Brown
2006	77.1	Jimbo Crew
2007	86.2	Mitch Kloskowski
2008	92.2	Mitch Kloskowski
2009	80.2	Kyle Roberson
2010	74.2	Beau Pender
2011	106.0	Ryan Woolley
2012	98.0	Michael Busby
2013	82.2	James Naile
2014	110.0	Chase Mallard
2015	109.2	James Naile
2016	71.1	Tanner Graham
2017	75.1	Thomas Lowery

Strikeouts

Year	No.	Player
1979	39	Kevin Fehr
1980	85	Gary Wex
1981	41	Jeff Jones
	41	Herbert Brewer
1982	26	Bill Macke
1983	45	Scott Ryan
1984	43	Jimmy Meek
1985	36	Rex Todd
1986	52	Keith Hanback
1987	47	Chris Murdock
1988	59	Steve Thomas
	59	Glenn Chenot
1989	81	Steve Thomas
1990	94	Steve Thomas
1991	73	Stephen Johnson

1992	91	James Hurtt
1993	71	Ronnie Tucker
1994	91	Toby Larson
1995	73	Lance Tolbert
1996	84	Blake Mayo
1997	90	Mark Gray
1998	81	Mike Terry
1999	65	Joe McRae
2000	70	Andre Parks
2001	62	Ross Dobbins
2002	70	Joe Yarbrough
2003	98	Lucas Trotter
2004	89	Eric Roberts
2005	59	Jeff Brown
2006	49	Jimbo Crew
2007	52	Mitch Kloskowski
2008	61	Mitch Kloskowski
2009	71	Shay Crawford
2010	57	Beau Pender
2011	75	Ryan Woolley
2012	79	Ben Bullard
2013	56	Chase Mallard
2014	94	Chase Mallard
2015	92	James Naile
2016	49	Thomas Lowery
2017	54	Thomas Lowery

Bold - Denotes UAB Record



Chase Mallard holds the single season record for lowest ERA at 1.55. Additionally, he led the team in wins (9), innings pitched (110.0) and strikeouts (94) in 2014.



SINGLE GAME RECORDS

Batting-Individual

At-Bats	8, Matt Womble at Memphis (April 19, 2002)
Runs Scored	5, several players
Hits	6, Jonny Morgan at South Alabama (April 27, 1985)
Doubles	3, several players
Triples	2, several players
Home Runs	3, Shayne Carnes vs. Alabama State (March 17, 1998)
.....	3, Jeff Bell vs. Charlotte (March 16, 1996)
.....	3, Hector Villanueva at Huntington (March 10, 1984)
Consecutive Games with a Home Run	5, Mike Terry (Feb. 28 - March 7, 1998)
RBI	10, Shayne Carnes vs. Alabama State (March 17, 1998)
Total Bases	13, Hector Villanueva at Huntington (March 10, 1984)
Stolen Bases	5, Mitch Jones vs. Alabama State (Feb. 13, 2000)
Hit by Pitch	3, J.R. Bond at Kennesaw State (March 18, 2007)
.....	3, Daniel Hill at Cincinnati (May 21, 2004)
.....	3, Brian Allem at Belmont (April 7, 1999)
Walks	5, Will Smith at Alabama State (Feb. 12, 2000)
Strikeouts	5, Gerald Kennedy at Ole Miss (April 16, 1991)
Sacrifices	3, Nick Crawford at Memphis (March 23, 2008)
.....	3, Jeff Young at Birmingham-Southern (April 27, 1981)
Hit for the Cycle	Jared Nixon vs. Southern Miss (April 15, 2016)
.....	Matt Womble vs. Birmingham-Southern (May 8, 2002)
.....	B.J. Huff vs. Samford (May 7, 1996)

Batting-Team

At-Bats	62 at South Alabama (May 16, 1981)
Runs Scored	24 at Alabama State (Feb. 13, 2000)
Runs Scored (Combined)	43 (Rice 26, UAB 17) vs. Rice (May 19, 2017)
Runs Scored (Inning)	13 vs. UCF (May 24, 2013)
Hits	27 vs. Cincinnati (Match 27, 1998)
Doubles	9 at Houston USF (May 1, 1999)
.....	9 at Houston (May 4, 1997)
Triples	5 vs. Birmingham Southern (May 2, 1990)
Home Runs	8 at Cincinnati (April 26, 1997)
Total Bases	47 vs. Samford (April 7, 1998)
RBI	22 vs. Belmont (April 11, 2000)
Stolen Bases	10 vs. Alabama State (Feb. 13, 2000)
Hit by Pitch	8 at Alabama A&M (Feb. 18, 2004)
Walks	16 at Alabama State (Feb. 12, 2000)
Strikeouts	18 vs. Houston (March 31, 2000)

SINGLE GAME RECORDS

Pitching-Individual

Innings	12.0, Steve Thomas vs. South Alabama (April 28, 1990)
Perfect Games	Joe Siers vs. Charlotte (7 inn.) (March 28, 1981)
No Hitters	Jimmy Meek at Birmingham Southern (7 inn.) (May 5, 1984)
.....	Joe Siers vs. Charlotte (7 inn.) (March 28, 1981)
Walks	8, Todd Lankford at Troy State (April 9, 1986)
Strikeouts	15, Ben Bullard vs. Michigan (March 17, 2012)
.....	15, Jon Burgett vs. Southern Miss (April 26, 2003)
Wild Pitches	4, Garrett Whitlock at FIU (April 2, 2017)
.....	4 Thomas Lowery at FIU (March 31, 2017)
.....	4, Beau Pender vs. Tulane (May 15, 2010)
.....	4, Jon Burgett vs. Auburn (March 5, 2002)

Pitching-Team

Innings Pitched	18.1 vs. South Alabama (May 16, 1981)
Runs Allowed	30 vs. Alabama (March 14, 1999)
Earned Runs Allowed	26 vs. UCF (April 24, 2009)
Hits Allowed	29 at Cincinnati (April 24, 1993)
Home Runs Allowed	13 vs. Alabama (April 14, 1999)
Walks Allowed	15 vs. Rice (May 19, 2017)
Strikeouts	17 vs. Mississippi State (March 18, 2008)
.....	17 vs. Eastern Illinois (Feb. 28, 2003)

Fielding-Individual

Putouts	20, Tommy Urban vs. Eastern Illinois (March 26, 1986)
Assists	11, Dan Harness at Saint Louis (April 12, 1998)
Errors	4, several players

Fielding-Team

Putouts	55 at South Alabama (May 16, 1981)
Assists	39 at South Alabama (May 16, 1981)*
Errors	9 vs. Louisville (May 14, 1999)
Double Plays	6 vs. Houston (March 15, 2002)
.....	6 vs. Middle Tennessee (March 21, 2000)
Triple Plays	1 vs. Furman (March 9, 2007)

Miscellaneous (Single Game)

Longest Game (Innings)	19 at South Alabama (May 16, 1981)
Longest Game (Time)	4:55 at South Alabama (May 16, 1981)
Longest Nine-Inning Game (Time)	4:44 vs. Rice (May 19, 2017)

Miscellaneous (Single-Season)

Longest Win Streak	14 (May 18, 2002 - March 2, 2003; Feb. 25 - March 21, 1998)
Longest Losing Streak	19 (March 11 - April 21, 2006)
Longest Conference Win Streak	16 (Great Midwest: April 11, 1992 - April 3, 1993)
Longest Conference Losing Streak	12 (C-USA): April 4, April 27, 2003)
Longest C-USA Winning Streak	9 (2x, last April 25-May 11, 2014)
Most Wins in a Season	43 (1992)
Most Losses in a Season	40 (2002)
Best Start to a Season	13-0 (2003)
Worst Start to a Season	0-3 (1998)
Longest Home Stand	19 (Feb. 24 - March 16, 2003)
* - NCAA Record	



INDIVIDUAL SEASON RECORDS



Ryan Keedy, UAB's third All-American, clubbed a program record 29 doubles in 2006.

Batting Average (min. 100 AB)

1. Hector Villanueva.....	.476, 49-103 (1983)
2. Ralph Sanchez.....	.457, 84-184 (1985)
3. Ryan Keedy.....	.423, 99-234 (2008)
4. Shayne Carnes.....	.417, 88-211 (1998)
5. Stuart Thompson.....	.406, 86-212 (1992)
6. Mike Vaughn.....	.403, 83-206 (1981)
7. Tim Howard.....	.400, 82-205 (1995)
8. Mitch Jones.....	.392, 76-194 (2003)
Tommy Urban.....	.392, 62-158 (1984)
10. Shayne Carnes.....	.386, 73-189 (1995)
Jim Burbink.....	.386, 66-171 (1981)

At-Bats

1. Dan Harness.....	261 (1997)
2. Dan DeMent.....	251 (2000)
3. B.J. Huff.....	248 (1996)
4. Jeff Bell.....	246 (1997)
Kelly Ray.....	246 (1996)
6. Rodney Eberly.....	245 (1997)
7. Jay Jones.....	243 (1996)
8. Cody McMurry.....	242 (2008)
9. Jonathan Merritt.....	241 (2008)
10. Phil Bell.....	239 (2008)
Mike Terry.....	239 (1997)

Runs Scored

1. Jonathan Merritt.....	68 (2008)
Will Smith.....	28 (2000)
3. Brint Hardy.....	65 (2009)
4. Shayne Carnes.....	64 (1998)
5. Dan Harness.....	63 (1997)
6. Ryan Keedy.....	61 (2008)
7. Brian Jersey.....	60 (1995)
8. Dan Harness.....	59 (1998)
Brian Jersey.....	59 (1996)
10. Shayne Carnes.....	58 (2009)
Kelly Ray.....	58 (1996)

Hits

1. Ryan Keedy.....	99 (2008)
Dan Harness.....	99 (2007)
3. Shayne Carnes.....	88 (1998)
B.J. Huff.....	88 (1996)
5. Shayne Carnes.....	87 (1997)
Rodney Eberly.....	87 (1997)
Kristin Metheny.....	87 (1991)
8. Jay Jones.....	86 (1996)
Stuart Thompson.....	86 (1992)
10. Kristin Metheny.....	85 (1992)

Longest Hit Streak

Doug Gann. 23 (March 9-April 21, 1991)

Doubles

1. Ryan Keedy.....	29 (2006)
2. B.J. Huff.....	24 (1996)
Brian Jersey.....	24 (1994)
4. Rodney Eberly.....	23 (1998)
5. Mike Dunnett.....	22 (1993)
6. John Frost.....	19 (2013)
Brian Jersey.....	19 (1996)
7. Cody McMurry.....	18 (2009)
Jonathan Merritt.....	18 (2008)
Cole Helms.....	18 (2004)
Dan DeMent.....	18 (1999)
Shayne Carnes.....	18 (1998)
David Walker.....	18 (1981)

Triples

1. B.J. Huff.....	11 (1996)
2. Tim Evans.....	8 (1983)
3. Tim Evans.....	7 (1984)
4. Brewer Hicklen.....	6 (2017)
Brint Hardy.....	6 (2007)
Kyle Towner.....	6 (1994)
Tommy Urban.....	6 (1984)
Mike Vaughn.....	6 (1981)
9. Jonathan Merritt.....	5 (2009)
J.R. Bond.....	5 (2007)
Kristin Metheny.....	5 (1991)
Kevin Greene.....	5 (1980)
Terry Sowell.....	5 (1980)

Home Runs

1. Shayne Carnes.....	23 (1998)
2. Luke Stewart.....	21 (2010)
3. Mike Terry.....	18 (1998)
4. Jay Jones.....	17 (1996)
5. Dan DeMent.....	16 (1999)
Chris Gabbart.....	16 (1994)
7. Luke Stewart.....	15 (2009)
Brent Laircey.....	15 (2000)
Jeff Bell.....	15 (1997)
10. Daniel Hill.....	14 (2004)
Kyle Leon.....	14 (2003)

Runs Batted In

1. Shayne Carnes.....	87 (1998)
2. B.J. Huff.....	74 (1996)
3. Jay Jones.....	70 (1996)
Mike Vaughn.....	70 (1981)
5. Ryan Keedy.....	69 (2008)
6. Stuart Thompson.....	67 (1992)
7. Dan DeMent.....	66 (1999)
8. Luke Stewart.....	64 (2010)
Rodney Eberly.....	64 (1998)
Jeff Bell.....	64 (1997)

Total Bases

1. Shayne Carnes.....	177 (1998)
2. B.J. Huff.....	173 (1996)
3. Ryan Keedy.....	158 (2008)
4. Jay Jones.....	152 (1996)
5. Mike Terry.....	151 (1998)
6. Dan DeMent.....	149 (1999)
7. Jeff Bell.....	145 (1997)
8. Daniel Hill.....	140 (2004)
Rodney Eberly.....	140 (1998)
Chris Gabbart.....	140 (1994)

Hit By Pitch

1. Willie Viruet.....	22 (1994)
2. Keith Barnes.....	20 (2000)
3. Bobby Jones.....	19 (1995)
4. E.J. Brophy.....	16 (1992)
5. Ryan Prinzing.....	15 (2014)
Tyler Mims.....	15 (2013)
Mark Garner.....	15 (2002)

8. Ryan Prinzing.....	14 (2013)
J.R. Bond.....	14 (2007)
Mark Garner.....	14 (2001)
Jason Page.....	14 (1994)
Jason Page.....	14 (1992)

Strikeouts

1. Matt Womble.....	68 (2002)
Dan DeMent.....	68 (2000)
3. Cody McMurry.....	65 (2008)
Jeff Bell.....	65 (1996)
5. Mitch Jones.....	64 (2002)
6. Ivan De Jesus.....	63 (2012)
7. Luke Stewart.....	62 (2008)
8. Mitch Jones.....	61 (2000)
9. Patrick Palmeiro.....	59 (2012)
Matt Womble.....	59 (2003)
Mitch Jones.....	59 (2001)
Jeff Bell.....	59 (1997)

Sacrifices

1. Nick Crawford.....	21 (2008)
2. Keith Barnes.....	17 (2000)
3. Keith DePew.....	15 (2011)
Nick Crawford.....	15 (2010)
5. Nick Crawford.....	14 (2009)
Ryan Metcalf.....	14 (2005)
Drew Goneke.....	14 (2003)
8. Nick Crawford.....	13 (2011)
Keith Barnes.....	13 (2001)
Will Smith.....	13 (1998)

Stolen Bases

1. Will Smith.....	55 (2000)
2. Brint Hardy.....	46 (2009)
3. Kyle Towner.....	38 (1994)
Gerald Kennedy.....	37 (1992)
5. Jamal Austin.....	28 (2010)
6. Mitch Jones.....	27 (2000)
7. Jamal Austin.....	26 (2011)
8. Steve Martin.....	24 (2008)
9. Brint Hardy.....	24 (2008)
10. Kelly Ray.....	23 (1996)

GENERAL

STAFF

BLAZERS

OPONENTS

2017 IN REVIEW

HISTORY AND RECORDS

GREATER BHAM



PITCHING

ERA (Min. 50 IP)

1. Chase Mallard.....	1.55, 110.0 IP (2014)
2. Alex Luna	1.76, 87.0 IP (2014)
3. Daniel Sudd.....	1.80, 60.0 IP (1992)
4. Bill Macke.....	1.83, 69.0 IP (1981)
5. Kevin Fehr.....	1.86, 58.1 IP (1979)
6. Gary Wex.....	2.01, 94.1 IP (1980)
7. Thomas Lowery.....	2.11, 55.1 IP (2015)
8. Toby Larson.....	2.19, 107.0 IP (1994)
9. Barry Bowyer.....	2.27, 91.0 IP (1981)
10. Ronnie Tucker	2.38, 109.2 IP (1992)

Wins

1. James Naile.....	10 (2015)
Jimmy Meek.....	10 (1981)
3. Chase Mallard.....	9 (2014)
Heath Henderson.....	9 (1995)
Toby Larson.....	9 (1994)
James Hurtt.....	9 (1992)
Aaron Moore.....	9 (1990)
Gary Wex.....	9 (1980)
9. Eight Tied With.....	8

Total Appearances

1. Eric Roberts.....	37 (2004)
2. Daniel Sudd.....	36 (1992)
3. Eric Roberts.....	32 (2015)
4. Chris Mason.....	31 (1997)
5. Blake Allen.....	30 (2001)
6. Cory Eller.....	29 (2014)
Scott Beyer.....	29 (2000)
Kim Hargett.....	29 (1988)
9. Six Tied With.....	28

Relief Appearances

1. Eric Roberts.....	36 (2004)
Daniel Sudd.....	36 (1992)
3. Eric Roberts.....	32 (2005)
4. Chris Mason.....	31 (1997)
5. Blake Allen.....	30 (2001)
6. Cory Eller.....	29 (2014)
Kim Hargett.....	29 (1988)
8. Turner Lee.....	28 (2014)
Jay Cole.....	28 (1993)
Kevin Fehr.....	29 (1979)

Starts

1. James Hurtt.....	20 (1992)
2. Steve Thomas.....	18 (1990)
Aaron Moore.....	18 (1989)
Steve Thomas.....	18 (1989)
5. Ronnie Turner.....	17 (1992)
Stephen Johnson.....	17 (1991)
Aaron Moore.....	17 (1990)
Troy Taylor.....	17 (1988)
9. Ryan Wooley.....	16 (2011)
Shay Crawford.....	16 (2009)
Jeff Brown.....	16 (2005)
Michael Stallings.....	16 (1999)
Ronnie Tucker.....	16 (1991)

Complete Games

1. Chris Murdock.....	8 (1987)
2. Jimmy Meek.....	7 (1984)
Gary Wex.....	7 (1980)
4. Jimmy Meek.....	6 (1985)
Barry Bowyer.....	6 (1981)
Troy Taylor.....	6 (1981)
7. Aaron Moore.....	5 (1990)
Steve Thomas.....	5 (1990)
Aaron Moore.....	5 (1989)
Joe Siers.....	5 (1981)

Shutouts

1. Barry Bowyer.....	3 (1981)
2. Chase Mallard.....	2 (2014)
Andre Parks.....	2 (2001)
Aaron Moore.....	2 (1990)
Steve Thomas.....	2 (1990)
Lloyd Ethridge.....	2 (1985)
Barry Bowyer.....	2 (1982)
Joe Siers.....	2 (1981)
10. 16 Tied With.....	1

Saves

1. Jay Cole.....	15 (1993)
2. Daniel Sudd.....	12 (1992)
3. Jay Cole.....	11 (1994)
4. Eric Roberts.....	9 (2005)
Mark Ammerman.....	9 (1995)
6. Ryan Nance.....	8 (2012)
Ryan Nance.....	8 (2011)
Nick Graffeo.....	8 (2010)
Chris Mason.....	8 (1997)
Kevin Fehr.....	8 (1979)

Innings Pitched

1. Aaron Moore.....	121.2 (1989)
2. James Hurtt.....	120.1 (1992)
3. Stephen Johnson.....	112.1 (1991)
4. Steve Thomas.....	111.1 (1990)
5. Chase Mallard.....	110.0 (2014)
6. James Naile.....	109.2 (2015)
Ronnie Tucker.....	109.2 (1992)
Aaron Moore.....	109.2 (1990)
9. Lance Tolbert.....	107.2 (1995)
10. Toby Larson.....	107.0 (1994)

Walks

1. Jimbo Crew.....	60 (2006)
2. Steve Thomas.....	59 (1989)
3. Glenn Chenot.....	56 (1988)
4. Keith Hanback.....	55 (1986)
5. Ronnie Tucker.....	53 (1993)
6. Kyle Roberson.....	52 (2009)
Andre Parks.....	52 (2000)
8. Ronnie Tucker.....	51 (1991)
9. Mark Gray.....	50 (1994)
10. Jeff Brown.....	49 (2005)
Slade Blackwell.....	49 (1993)
Aaron Moore.....	49 (1989)

Strikeouts

1. Lucas Trotter.....	98 (2003)
2. Chase Mallard.....	94 (2014)
Steve Thomas.....	94 (1990)
4. James Naile.....	92 (2015)
5. Toby Larson.....	91 (1994)
James Hurtt.....	91 (1992)
7. Mark Gray.....	90 (1997)
8. Eric Roberts.....	89 (2004)
9. Cody Cillo.....	87 (2003)
10. Gary Wex.....	85 (1980)

Wild Pitches

1. Jimbo Crew.....	19 (2006)
2. Austin Thomas.....	14 (2017)
Johnny Lieske.....	14 (2014)
Beau Pender.....	14 (2010)
Tighe Dickinson.....	14 (1997)
6. Ronnie Tucker.....	13 (1993)
7. Scott McCrary.....	12 (1996)
Toby Larson.....	12 (1994)
9. Andre Parks.....	11 (2000)
Mark Gray.....	11 (1994)

FIELDING

INDIVIDUAL SEASON RECORDS

Putouts

1. Brian Jersey.....	535 (1996)
2. Nathan McCorkle.....	529 (2005)
3. Daniel Hill.....	527 (2004)
4. Ryan Keedy.....	513 (2008)
5. Brian Jersey.....	503 (1995)
6. Tyler Mims.....	497 (2015)
7. Brian Jersey.....	485 (1994)
8. Matt Womble.....	484 (2002)
9. Ryan Keedy.....	469 (2007)
10. Daniel Hill.....	468 (2003)

Assists

1. Ryan Metcalf.....	215 (2006)
2. Dan Harness.....	204 (1997)
3. Seth Rollin.....	199 (2005)
4. Adam Smith.....	198 (2015)
5. Nick Crawford.....	195 (2011)
6. Mark Dunnett.....	193 (1993)
7. Mark Garner.....	191 (2000)
8. Mark Garner.....	184 (2002)
Jeff Bell.....	184 (1998)
Jason Page.....	184 (1992)

Errors

1. Corey Reimers.....	34 (1999)
2. Jonny Morgan.....	29 (1985)
3. Dan Harness.....	27 (1997)
4. Ryne Lovdahl.....	25 (2007)
Josh Miljavac.....	25 (2004)
6. Kevin Greene.....	24 (1991)
7. Keith Barnes.....	23 (2000)
Christian Reimers.....	23 (1999)
Kelly Ray.....	23 (1996)
10. Rodney Eberly.....	22 (1997)



Eric Roberts holds the single season record for total appearances (37) and relief appearances (36) both set in 2004. Additionally he ranks fourth in saves and eighth in strikeouts.



INDIVIDUAL CAREER RECORDS

Batting Average (Min. 350 AB)

1. Ryan Keedy.....	382 (2007-08)
2. Shayne Carnes.....	381 (1995-98)
3. Rodney Eberly.....	360 (1997-98)
Tommy Urban.....	360 (1984-86)
5. Kristin Metheny.....	356 (1989-92)
6. Dan Harness.....	353 (1997-98)
7. Brian Mackin.....	341 (1980-83)
8. Hector Villanueva.....	340 (1982-84)
9. Jamal Austin.....	339 (2000-11)
Mike Terry.....	339 (1997-98)
Chris Gabbart.....	339 (1993-94)

At-Bats

1. John Frost.....	860 (2010-13)
2. Jonathan Merritt.....	851 (2007-10)
3. Kristin Metheny.....	828 (1989-92)
4. Jeff Schalk.....	818 (2012-15)
5. Nick Crawford.....	814 (2008-11)
6. Shayne Carnes.....	804 (1995-98)
7. Ivan De Jesus.....	788 (2011-14)
8. Mitch Jones.....	784 (2000-03)
9. Stuart Thompson.....	763 (1990-93)
10. Brian Jersey.....	752 (1993-96)

Runs Scored

1. Jonathan Merritt.....	194 (2007-10)
2. Shayne Carnes.....	189 (1995-98)
3. Brian Jersey.....	187 (1993-96)
4. Kristin Metheny.....	185 (1989-92)
5. Will Smith.....	183 (1997-00)
6. Nick Crawford.....	178 (2008-11)
7. Mitch Jones.....	139 (2000-03)
Jeff Young.....	139 (1980-83)
9. Kyle Towner.....	137 (1991-94)
10. Luke Stewart.....	136 (2008-10)

Hits

1. Shayne Carnes.....	306 (1995-98)
2. Kristin Metheny.....	295 (1989-92)
3. Jonathan Merritt.....	263 (2007-10)
4. John Frost.....	256 (2010-13)
5. Nick Crawford.....	245 (2008-11)
Brian Jersey.....	245 (1994-96)
7. Stuart Thompson.....	243 (1990-93)
8. Phil Bell.....	223 (2005-08)
9. Mitch Jones.....	220 (2000-03)
10. Jeff Schalk.....	211 (2012-15)

Doubles

1. Brian Jersey.....	62 (1993-96)
2. Shayne Carnes.....	57 (1995-98)
3. Jonathan Merritt.....	54 (2007-10)
4. Stuart Thompson.....	47 (1990-93)
5. John Frost.....	46 (2010-13)
6. Seth Rollin.....	40 (2002-05)
7. Rodney Eberly.....	39 (1997-98)
8. Ryan Keedy.....	37 (2007-08)
Jeff Bell.....	37 (1996-98)
10. Keifer Rackley.....	36 (1989, 91, 93)

Triples

1. Tim Evans.....	15 (1983-84)
2. Kristin Metheny.....	14 (1989-92)
3. Kyle Towner.....	13 (1991-94)
Tommy Urban.....	13 (1984-86)
5. B.J. Huff.....	11 (1996)
6. Brewer Hicklen.....	10 (2015-17)
Jonathan Merritt.....	10 (2007-10)
8. Ivan De Jesus.....	9 (2011-14)
Brint Hardy.....	9 (2007-09)
Phil Bell.....	9 (2005-08)
Will Smith.....	9 (1997-2000)

Home Runs

1. Luke Stewart.....	49 (2008-10)
Shayne Carnes.....	49 (1995-98)
3. Mike Terry.....	31 (1997-98)
Brian Jersey.....	31 (1993-96)
5. Jeff Bell.....	30 (1996-98)
6. Seth Rollin.....	27 (2002-05)
Dan DeMent.....	27 (1999-2000)
Chris Gabart.....	27 (1993-94)
9. Daniel Hill.....	24 (2003-04)
Mitch Jones.....	24 (2000-03)
Hector Villanueva.....	24 (1982-84)

Runs Batted In

1. Shayne Carnes.....	213 (1995-98)
2. Brian Jersey.....	174 (1993-96)
3. Stuart Thompson.....	170 (1990-93)
4. Luke Stewart.....	167 (2008-10)
5. John Frost.....	159 (2010-13)
6. Jonathan Merritt.....	137 (2007-10)
7. Jay Jones.....	132 (1994-96)
8. Jeff Bell.....	129 (1996-98)
9. Tommy Urban.....	127 (1984-86)
10. Dan DeMent.....	125 (1999-2000)

Total Bases

1. Shayne Carnes.....	520 (1995-98)
2. Brian Jersey.....	412 (1993-96)
3. Jonathan Merritt.....	394 (2007-10)
4. Kristin Metheny.....	371 (1989-92)
5. Stuart Thompson.....	362 (1990-93)
6. Luke Stewart.....	351 (2008-10)
7. John Frost.....	346 (2010-13)
8. Jeff Bell.....	337 (1996-98)
9. Mitch Jones.....	334 (2000-03)
10. Phil Bell.....	320 (2005-08)

Slugging Percentage (Min. 350 AB)

1. Shayne Carnes.....	.647 (1995-98)
2. Hector Villanueva.....	.637 (1982-84)
3. Mike Terry.....	.634 (1997-98)
4. Luke Stewart.....	.602 (2008-10)
5. Chris Gabbart.....	.592 (1993-94)
6. Ryan Keedy.....	.574 (2007-08)
7. Dan DeMent.....	.570 (1999-00)
8. Daniel Hill.....	.567 (2003-04)
9. Rodney Eberly.....	.566 (1997-98)
10. Cody McMurry.....	.560 (2008-09)

Walks

1. Brian Jersey.....	156 (1993-96)
2. Nick Crawford.....	143 (2008-11)
3. Luke Stewart.....	127 (2008-10)
4. Will Smith.....	120 (1997-2000)
5. Shayne Carnes.....	107 (1995-98)
6. Jeff Schalk.....	105 (2012-15)
7. Kristin Metheny.....	103 (1989-92)
8. Jonathan Merritt.....	100 (2007-10)
9. Andrew Manning.....	90 (2008-11)
10. Ryan Keedy.....	88 (2007-08)

Hit By Pitch

1. Jason Page.....	53 (1992-95)
2. Mark Garner.....	40 (2000-02)
3. Ryan Prinzing.....	37 (2011-14)
4. Willie Viruet.....	35 (1992-95)
5. Jonathan Merritt.....	33 (2007-10)
6. Will Smith.....	32 (1997-2000)
E.J. Brophy.....	32 (1989-92)
8. J.R. Bond.....	31 (2004-07)
9. Nick Crawford.....	30 (2008-11)
Kristin Metheny.....	30 (1989-92)

Strikeouts

1. Mitch Jones.....	225 (2000-03)
2. Ivan De Jesus.....	187 (2011-14)
3. Jeff Bell.....	169 (1996-98)
4. Brian Jersey.....	161 (1993-96)
5. Seth Rollin.....	160 (2002-05)
6. Luke Stewart.....	154 (2008-10)
7. Andrew Manning.....	150 (2008-11)
8. John Frost.....	149 (2010-13)
Matt Womble.....	149 (2002-04)
10. Shayne Carnes.....	142 (1995-98)

On-Base Percentage (Min. 350 AB)


1. Ryan Keedy.....	.491 (2007-08)
2. Shayne Carnes.....	.455 (1995-98)
3. Hector Villanueva.....	.451 (1982-84)
4. Tommy Urban.....	.445 (1984-86)
5. Brian Jersey.....	.444 (1993-96)
6. Kristin Metheny.....	.441 (1989-92)
7. Will Smith.....	.429 (1997-00)
8. Rodney Eberly.....	.427 (1997-98)
9. Chris Gabbart.....	.424 (1993-94)
10. Dan Harness.....	.423 (1997-98)

Sacrifices

1. Nick Crawford.....	63 (2008-11)
2. Will Smith.....	37 (1997-2000)
3. Mark Garner.....	30 (2000-02)
Keith Barnes.....	30 (2000-01)
5. Jeff Young.....	29 (1980-83)
6. Phil Bell.....	28 (2005-08)
7. Jonathan Merritt.....	27 (2007-10)
8. Matt Morse.....	26 (2011-15)
Keith DePew.....	26 (2009-12)
10. Gerald Kennedy.....	23 (1991-92)

Stolen Bases

1. Will Smith.....	91 (1997-2000)
2. Brint Hardy.....	88 (2007-09)
3. Kyle Towner.....	76 (1991-94)
4. Jamal Austin.....	74 (2009-11)
5. Mitch Jones.....	72 (2000-03)
6. Jonathan Merritt.....	61 (2007-10)
7. Nick Crawford.....	57 (2008-11)
8. Gerald Kennedy.....	51 (1991-92)
9. Willie Viruet.....	44 (1992-95)
10. Brewer Hicklen.....	29 (2015-17)



Ben Bullard ranks second in program history with a 3.48 ERA.

Earned Run Average (Min. 160 IP)

1. Chase Mallard.....	2.69 (2011-14)
2. James Naile.....	3.39 (2013-2015)
3. Ben Bullard.....	3.48 (2010-12, 14)
4. Alex Luna.....	3.63 (2012-15)
5. Chris Murdock.....	3.67 (1986-87)
6. Aaron Moore.....	3.73 (1989-90)
7. Thomas Lowery.....	(2014-17)
8. Dillon Napoleon.....	3.78 (2011-12)
9. Steve Thomas.....	3.85 (1988-90)
10. Ronnie Tucker.....	4.02 (1990-93)

Wins

1. Ronnie Tucker.....	26 (1990-93)
2. Mark Gray.....	22 (1993-97)
3. Thomas Lowery.....	19 (2014-17)
4. Jeff Brown.....	18 (2002-05)
5. James Naile.....	17 (2013-15)
Ben Bullard.....	17 (2010-12, 14)
Mitch Kloskowski.....	17 (2006-10)
Chris Mason.....	17 (1994-97)
Aaron Moore.....	17 (1989-90)
Jimmy Meek.....	17 (1984-85)

Total Appearances

1. Chris Mason.....	100 (1994-97)
2. Scott Beyer.....	99 (1996-2000)
3. Thomas Lowery.....	88 (2014-17)
4. Ronnie Tucker.....	80 (1990-93)
5. Chase Mallard.....	73 (2011-14)
Ryan Huffman.....	73 (2002-05)
7. Cory Eller.....	70 (2013-17)
8. Eric Roberts.....	69 (2004-05)
9. Kim Hargett.....	68 (1987-89)
10. Ben Bullard.....	67 (2010-12, 2014)
Jeff Brown.....	67 (2002-05)

Relief Appearances

1. Chris Mason.....	96 (1994-97)
2. Thomas Lowery.....	73 (2014-17)
3. Cory Eller.....	69 (2013-17)
Scott Beyer.....	69 (1996-2000)
Eric Roberts.....	69 (2004-05)
6. Kim Hargett.....	67 (1987-89)
7. Ryan Huffman.....	66 (2002-05)
8. Dylan Munger.....	(2012-17)
9. Brandon Flaherty.....	62 (2005-08)
10. Daniel Sudd.....	60 (1991-92)

Starts

1. Mark Gray.....	57 (1993-97)
2. Ronnie Tucker.....	55 (1990-93)
3. Steve Thomas.....	50 (1988-90)
4. Shay Crawford.....	44 (2007-10)
5. Mitch Kloskowski.....	41 (2006-10)
6. Alex Luna.....	38 (2012-15)
7. Jeff Brown.....	37 (2002-05)

INDIVIDUAL CAREER RECORDS

8. Rex Todd.....	36 (1984-87)
9. Kyle Roberson.....	35 (2006-09)
Aaron Moore.....	35 (1989-90)

Complete Games

1. Jimmy Meek.....	13 (1984-85)
2. Aaron Moore.....	10 (1989-90)
Steve Thomas.....	10 (1988-90)
Chris Murdock.....	10 (1986-87)
Lloyd Ethridge.....	10 (1982-85)
6. Rex Todd.....	9 (1984-87)
Jeff Jones.....	9 (1980-81)
Joe Siers.....	9 (1980-81)
9. Barry Bowyer.....	8 (1981-83)
10. Gary Wex.....	7 (1979-80)

Saves


1. Jay Cole.....	26 (1993-94)
2. Thomas Lowery.....	18 (2014-17)
3. Ryan Nance.....	16 (2011-12)
4. Nick Graffeo.....	14 (2009-10)
Mark Ammerman.....	14 (1995-96)
6. Eric Roberts.....	13 (2004-05)
Daniel Sudd.....	13 (1991-92)
8. Kevin Fehr.....	11 (1979-80)
9. Kim Hargett.....	10 (1987-89)
Chris Teichmiller.....	10 (1981-84)

Innings Pitched


1. Ronnie Tucker.....	358.1 (1990-93)
2. Mark Gray.....	342.1 (1993-97)
3. Jeff Brown.....	292.1 (1988-90)
Steve Thomas.....	292.1 (1988-90)
5. Scott Beyer.....	280.1 (1996-2000)
6. Chase Mallard.....	257.1 (2011-14)
7. Michael Stallings.....	253.0 (1998-2000, 02)
8. Mitch Kloskowski.....	252.2 (2006-10)
9. Thomas Lowery.....	232.1 (2014-17)
10. Aaron moore.....	232.1 (1989-90)

Strikeouts


1. Mark Gray.....	293 (1993-97)
2. Ronnie Tucker.....	243 (1990-93)
3. Steve Thomas.....	234 (1988-90)
4. Thomas Lowery.....	210 (2014-17)
5. Chase Mallard.....	208 (2011-14)
6. Ben Bullard.....	181 (2010-12, 14)
7. Jeff Brown.....	173 (2002-05)
8. Shay Crawford.....	171 (2007-10)
9. Scott Beyer.....	164 (1996-2000)
10. Mitch Kloskowski.....	161 (2006-10)



Ronnie Tucker recorded a UAB-record 26 wins in 358.1 innings pitched, also a program best.



Jay Cole, UAB baseball's first All-American, had a school record 26 saves in his career from 1993-94.



Chris Mason holds the program record for total appearances (100) and relief appearances (96).



TEAM SEASON RECORDS

HITTING

Batting Average

1. 1983.....	340
2. 1998.....	331
3. 1995.....	319
4. 1981.....	318
5. 1984.....	315
6. 2008.....	311
7. 1997.....	310
8. 1992.....	310
9. 1985.....	306
10. 2009.....	305

At-Bats

1. 1997.....	2,198
2. 2012.....	2,142
3. 2004.....	2,104
4. 2008.....	2,094
5. 1996.....	2,086
6. 1992.....	2,019
7. 2007.....	2,016
8. 2000.....	2,012
9. 1991.....	2,011
10. 2009.....	1,983
2006.....	1,983

Runs Scored


1. 2009.....	461
2. 1998.....	459
3. 1996.....	437
4. 2008.....	427
5. 2004.....	415
6. 2000.....	411
7. 1995.....	410
8. 1997.....	407
9. 1983.....	406
10. 1999.....	390

Hits

1. 1997.....	681
2. 2008.....	652
3. 1998.....	643
4. 1996.....	634
5. 2004.....	633
6. 1992.....	619
7. 1995.....	612
8. 1981.....	606
9. 2009.....	605
10. 2007.....	596

Doubles

1. 2009.....	129
2. 2004.....	127
3. 1998.....	126
1997.....	126
1996.....	126
6. 1999.....	121
7. 2008.....	113
8. 1993.....	110
9. 1995.....	106
1991.....	106



The 2009 squad tallied 461 runs, the most any UAB team has scored in a single season.

Triples

1. 2007.....	25
2. 1981.....	22
3. 1990.....	21
1984.....	21
5. 1991.....	20
6. 1980.....	19
7. 1999.....	18
1996.....	18
1992.....	18
10. 1995.....	17
1983.....	17

Runs Batted In

1. 1998.....	413
2. 2009.....	406
3. 2008.....	392
1996.....	392
5. 2004.....	386
6. 1997.....	373
7. 1995.....	365
8. 1983.....	362
9. 1981.....	346
10. 2000.....	343
1992.....	343

Walks

1. 2008.....	289
2. 2000.....	288
3. 2009.....	284
4. 1996.....	279
1985.....	279
6. 2012.....	251
1992.....	251
8. 2010.....	248
9. 1984.....	243
10. 1989.....	242

Strikeouts

1. 2000.....	483
2. 2002.....	468
3. 2008.....	446
4. 2003.....	440
5. 2012.....	439
6. 1997.....	437
7. 1999.....	434
8. 2006.....	424
9. 2004.....	422
10. 1996.....	406

Stolen Bases

1. 2000.....	164
2. 2009.....	114
3. 1992.....	99
4. 1994.....	89
5. 2003.....	84
6. 2010.....	81
2007.....	81
8. 2008.....	74
9. 2011.....	68
1996.....	68

PITCHING

ERA

1. 2014.....	2.87
2. 1981.....	2.98
3. 1980.....	3.59
4. 2015.....	3.60
5. 1990.....	3.81
6. 1992.....	3.87
7. 2016.....	4.06
8. 2011.....	4.27
9. 1984.....	4.34
10. 2001.....	4.36

Walks

1. 1982.....	134
2. 1981.....	152
3. 1984.....	158
4. 1992.....	170
5. 2014.....	178
6. 1994.....	184
7. 1981.....	191
8. 1996.....	193
1987.....	193
10. 1997.....	197
1991.....	197

Strikeouts

1. 1997.....	427
2. 2003.....	411
3. 2014.....	409
4. 2015.....	403
5. 2009.....	395
6. 2012.....	389
2004.....	389
2002.....	389
9. 2010.....	381
1996.....	381

Opponent Batting Average

1. 2015.....	.237
2. 2014.....	.240
3. 2016.....	.244
1981.....	.244
5. 1980.....	.250
6. 2011.....	.257
7. 2003.....	.260
8. 2001.....	.264
9. 2013.....	.274
10. 2012.....	.275

GENERAL

STAFF

BLAZERS

OPPONENTS

2017 IN REVIEW

HISTORY AND RECORDS

GREATER BHAM



B.J. Huff, Brian Jersey and Jay Jones were the first Blazers named to the Conference USA First Team. Since then, 13 UAB players have earned C-USA First Team Honors.

American Baseball Coaches Association

1994 Jay Cole (P), Third Team
1998 Shayne Carnes (OF), Third Team

Collegiate Baseball/Louisville Slugger

1998 Shayne Carnes (OF), Third Team
2008 Ryan Keedy (1B), Third Team
2014 Chase Mallard (P), Second Team

National Collegiate Baseball Writers Association

1998 Shayne Carnes (OF), Third Team
2008 Ryan Keedy (1B), Third Team

Baseball America Freshman All-American

2000 Mitch Jones (OF), Third Team

American Baseball Coach Association/ Rawlings All-South Region

2008 Ryan Keedy (1B), Second Team
2014 Chase Mallard (P), Second Team

All-Sun Belt Conference

1980 Mike Hall (OF)
1981 Mike Vaughn (C)
..... Jeff Jones (P)
1982 Tim Strickland (2B)
1983 Brian Mackin (1B)
..... Mike Goff (2B)
..... Jonny Morgan (SS)
..... Bobby Jones (OF)
..... Larry Johnston (OF)
1984 Larry Johnston (OF)
..... Mike Goff (@B)
1985 Ralph Sanchez (OF)
..... Jimmy Meek (P)
1988 Dan Swatek (DH)

All-Sun Belt Conference First Team

1990 Kristin Metheny (OF)
1991 Doug Gann (2B)

All-Sun Belt Conference Second Team

1989 Frank Tremmel (3B)
..... Keifer Rackley (OF)

HONORS AND AWARDS

1990 Frank Tremmel (3B)
..... E.J. Brophy (C)
..... Aaron Moore (P)
..... Steve Thomas (P)
1991 Kristin Metheny (OF)

Sun Belt Conference All-Tournament Team

1991 Stephen Johnson (P), **MVP**

Great Midwest Coach of the Year

1992 Pete Rancourt

All-Great Midwest First Team

1992 Gerald Kennedy (OF)
..... Kristin Metheny (OF)
..... Stuart Thompson (OF), **MVP**
..... Mickey Brewer (3B)
..... E.J. Brophy (C)
..... Daniel Sudd (P)
..... Ronnie Tucker (P)
1993 Keifer Rackley (OF)
..... Mike Dunnett (SS)
..... Chris Gabbart (3B)
1994 Kyle Towner (OF)
..... Brian Jersey (1B)
..... Chris Gabbart (SS)
..... Jay Cole (P)
1995 Shayne Carnes (OF)
..... Tim Howard (OF)
..... Brian Jersey (1B)
..... Jason Page (2B)
..... Willie Viruet (SS)
..... Jay Jones (C)
..... Heath Henderson (P)

All-Great Midwest Second Team

1992 Dexter Harrell (OF)
..... Jason Page (2B)
..... Derrick Kidd (SS)
..... Scott Jones (P)
1993 Stuart Thompson (OF)
..... Brian Jersey (1B)
..... Cort Cortez (C)
..... Jeff Menard (P)
1994 Torrie Sweet (OF)
..... Willie Viruet (SS)
..... Toby Larson (P)
1995 James Vaden (OF)
..... Mike Dunnett (SS)
..... Mark Ammerman (P)

All-Great Midwest Third Team

1992 Gerald Kennedy (OF)
..... Kristin Metheny (OF), **MVP**
..... Mickey Brewer (SS)
..... E.J. Brophy (C)
..... Scott Jones (P)
..... Stuart Thompson (DH)
1993 Keifer Rackley (OF)
..... Brian Jersey (1B)
..... Jason Page (2B)
..... Mike Dunnett (SS)
1994 Kyle Towner (OF), **MVP**



HONORS AND AWARDS

.....	Jason Page (INF)
.....	Slade Blackwell (P)
.....	Toby Larson (P)

Conference USA Pitcher of the Year

2014	Chase Mallard
------------	---------------

Conference USA Newcommer of the Year

2011	Dillon Napoleon (P)
------------	---------------------

Conference USA Scholar of the Year

2009	James Oliver
------------	--------------

Keith LeClair Conference USA Coach of the Year

2014	Brian Shoop
------------	-------------

Conference USA Assistant Coach of the Year

2014	Josh Hopper
------------	-------------

All-Conference USA First Team

1996	B.J. Huff (OF)
.....	Brian Jersey (INF)
.....	Jay Jones (C)
1998	Shayne Carnes (OF)
.....	Rodney Eberly (INF)
.....	Mike Terry (INF)
2000	Will Smith (OF)
2007	J.R. Bond (OF)
.....	Danny Sawyer (C)
2008	Ryan Keedy (INF)
2009	Brint Hardy (OF)
2010	Luke Stewart (INF)
2011	Jamal Austin (OF)
2013	John Frost (1B)
2014	Chase Mallard (P)
2015	James Naile (P)

All-Conference USA Second Team

1996	Keely Ray (INF)
1997	Shayne Carnes (OF)
.....	Dan Harness (INF)
.....	Chris Mason (P)
1999	Will Smith (OF)
.....	Dan DeMent (INF)
2000	Mitch Jones (OF)
2001	Andre Parks (P)
2003	Kyle Leon (OF)
2008	Phil Bell (OF)
2009	Cody McMurry (OF)
.....	Digger Towe (DH/Utility)
2010	Jamal Austin (INF)
.....	Jonathan Merritt (INF)
2011	Nick Crawford (INF)
.....	Dillon Napoleon (P)
.....	Ryan Wooley (P)
2014	Chase Davis (OF)
.....	Alex Luna (P)
2015	Adam Lau (DH/Utility)
.....	Esteban Tresgallo (C)
2017	Brewer Hicklen (OF)
.....	Thomas Lowery (P)

All-Conference USA Third Team

1997	Mike Terry (CF)
.....	Jeff Bell (INF)

All-Conference USA Honorable Mention


1996	Joe Grawey (INF)
------------	------------------

Conference USA All-Freshman Team

1996	Scott Beyer (P)
1999	Brandon Davis (INF)
2000	Mitch Jones (OF)
2004	Zac Ward (INF)
2005	Clint Toomey (OF)
2007	Shay Crawford (P)
.....	Jonathan Merritt (SS)
2008	Nick Crawford (2B)
2009	Jamal Austin (OF)
2010	John Frost (DH/Utility)
2012	Jeff Schalk (OF)
2014	Thomas Lowery
2015	Ryan Ruggles (P)
2016	Brewer Hicklen (OF)

Conference USA All-Tournament Team

1997	Chris Mason (P)
2008	Allen Aubin (C)
.....	Ryan Keedy (1B)
.....	John Frost (INF)
2011	John Frost (1B)
2012	Michael Busby (P), MVP
.....	Keith DePew (2B)
.....	John Frost (1B)
.....	Chase Mallard (P)
.....	Ryan Nance (PO)
.....	Jeff Schalk (OF)



Michael Busby was named 2012 Conference USA Tournament MVP after allowing just one run on eight hits with 10 strikeouts. He picked up a win in the tournament opener and was credited with the save in the title game.

GENERAL

STAFF

BLAZERS

OPPONENTS

2017 IN REVIEW

HISTORY AND RECORDS

GREATER BHAM



Conference USA Hitter of the Week

1996B.J. Huff (April 1)
1997Dan Harness (April 28)
1998Shayne Carnes (March 23)
Shayne Carnes (May 11)
2000Brent Laircey (March 13)
Brent Laircey (May 15)
2003Kyle Leon (Feb. 17)
2004Sam Clark (Feb. 23)
Daniel Hill (April 19)
Daniel Hill (May 10)
2005Nathan McCorkle (March 14)
2006Zac Ward (March 13)
2007Ryan Keedy (May 14)
2008Cody McMurry (March 31)
Phill Bell (April 14)
Ryan Keedy (May 19)
2009Digger Towe (March 16)
Luke Stewart (March 30)
Digger Towe (May 17)
2010John Frost (March 8)
2011Patrick Palmeiro (March 7)
2012Ivan De Jesus (April 30)
2013John Frost (March 11)
Ryan Prinzing (May 19)
2015Esteban Tresgallo (May 11)
2017Brewer Hicklen (March 13)

Conference USA Pitcher of the Week

1997Mark Gray (March 24)
1998Craig Boroski (May 11)
2000Lee Jolly (May 8)
2001Andre Parks (April 23)
Andre Parks (May 7)
2002John Burgett (April 29)
2003Cody Cillo (March 3)
Lucas Trotter (May 19)
2008Kyle Roberson (May 19)
2009Kyle Roberson (April 20)
2011Dillon Napoleon (April 4)
Ryan Wooley (April 11)
Ben Bullard (May 2)
2012Dillon Napoleon
2013Alex Luna (April 29)
2014Chase Mallard (Feb. 17)
Chase Mallard (Feb. 24)
Chase Mallard (March 31)
Chase Mallard (May 12)
2015James Naile (April 13)
2017Garrett Whitlock (Feb. 20)
Thomas Lowery (March 20)

ABCA Team-Excellence Award

2016
2017

Conference USA Team Academic Award

2008 Highest Team GPA Among Baseball Team

HONORS AND AWARDS

Conference USA All-Academic Team

2008James Oliver
2009Nick Crawford
James Oliver
2011Keith DePew
Ryan Wooley
2012Keith DePew
Ryan Nance
2013Tyler Mims
Ryan Prinzing
2014Tyler Mims
2015Tyler Mims
2016Brewer Hicklen
2017Brewer Hicklen

CoSIDA Academic All-America


1984Tim Evans, First Team
2000Brent Laircey, First Team
2013Ryan Prinzing, Second Team

CoSIDA Academic All-District

2009Jonathan Merritt, Second Team
2011Keith DePew, Third Team
2012Keith DePew, First Team
2013Ryan Prinzing, First Team
2015Tyler Mims, First Team
2017Brewer Hicklen, First Team

Louisville Slugger National Player of the Week

2015Esteban Tresgallo (May 11)
------	---------------------------------



In addition to his stellar play on the field, **Brewer Hicklen** excelled academically being named to the 2017 CoSIDA Academic All-District Team as well as the 2016 and 2017 Conference USA All-Academic Team.



ALL-TIME LETTERWINNERS

Cory Acklus	OF	Everett, Wash.	2001
Grant Addison	RHP	Winfield, Ala.	2004-07
Clay Aderholt	C/RHP	Leeds, Ala.	1997-98
Mike Alford	OF	Cleveland, Tenn.	1992-93
Brian Allen	1B	Tampa, Fla.	1999-2000
Blake Allen	RHP	Alexander City, Ala.	2001
Jeremy Allen	LHP	Englewood, Ala.	1999-2000
Anthony Allison	LHP	Southhaven, Miss	1979-80
Nick Altobella	LHP	Mokena, Ill.	2013-2016
Nathan Anthes	C/3B	Marietta, Ga. 2017-Present	
Jacob Armstrong	INF/C	Sellersburg, Ind.	2014-2016
Coy Arrowood	OF	Northport, Ala.	2011-12
Allen Aubin	C/INF	Mobile, Ala.	2007-09
Jamal Austin	OF	Kennesaw, Ga.	2009-11

Derek Babin	OF	Prairieville, La.	1994-95
Stephen Baggett	LHP	Homewood, Ala.	2015-16
Brad Bamberg	C	Montevallo, Ala.	2001-02
Keith Barnes	INF	Pelham, Ala.	2000-01
Patrick Barr	OF	Morris, Ala.	2010
Jeff Bell	INF	Birmingham, Ala.	1995-98
Phil Bell	OF	Buff Breeze, Fla.	2005-08
Tyler Belcher	C	Birmingham, Ala.	1999-2000
Scott Beyer	RHP	Alpharetta, Ga.	1996-2000
Slade Blackwell	RHP	Collinsville, Ala.	1993-94
Brett Blackwood	INF/DH	Hartselle, Ala. 2015-Present	
Griffin Blake	INF	Huntsville, Ala.	2017
J.R. Bond	OF	Titus, Ala.	2004-07
Craig Boroski	RHP	Tifton, Ga.	1997-98
Steve Borris	OF	Lakeland, Fla.	1989-90
Travis Bourgeois	OF	Donaldsonville, La.	1993-94
Barry Bowyer	RHP	Logansport, Ind.	1981-83
Nathan Boyer	OF	St. Louis, Mo.	1980
Kevin Brannon	RHP	Dothan, Ala.	2002-03
Herbert Brewer	RHP	Cantonment, Fla.	1980-81
Mickey Brewer	INF	Florence, Ala.	1991-92
Robert Brewster	RHP	Altoona, Ala.	2006-10
Nick Bridenback	RHP	Tampa, Fla.	1999-2000
Richy Brooks	RHP	Atalla, Ala.	1984-85
E.J. Brophy	C	Montgomery, Ala.	1989-92
Jeff Brown	RHP	Montgomery, Ala.	2002-05
Ben Bullard	RHP	Decatur, Ala.	2010-14
Jim Burbrink	1B/OF	Cincinnati, Ohio	1981-82
Michael Busby	RHP/INF	Vicksburg, Miss.	2011-12
Clay Bush	RHP	Laurel, Miss.	2000-01
Scott Butterworth	RHP	Birmingham, Ala.	1987-88, 90
Tanner Bryant	INF/RHP	Newnan, Ga.	2012-13

Brian Cain	OF	Cullman, Ala.	1984-85
Matthew Calvert	LHP	Springville, Ala. 2016-Present	
Don Camara	LHP	Fremont, Calif.	1993
Rafael Campos	INF	Rio Piedras, P.R.	1984
Chris Carneal	RHP	Ft. Lauderdale, Fla.	2000
Rob Caputo	RHP	New Fairfield, Conn.	2001
Bob Carter	INF	Freeport, Ala.	1997
Derek Caraway	RHP	Memphis, Tenn.	1985-86
Brian Carroll	OF	Birmingham, Ala.	1993-95
Shayne Carnes	OF	Pleasant Grove, Ala.	1995-98
Dennis Chamblee	OF	Midfield, Ala.	1981, 83-84
Glenn Chenot	LHP	Pittsburgh, Pa.	1987-88
Cody Cillo	RHP	Lynwood, Wash.	2002-03
Harry Clark	C/1B	Memphis, Tenn.	2010-13
Nick Clark	INF	Rochester, Wash.	2001
Sam Clark	OF	Jacksonville, Ala.	2003-04
David Cochran	C	Gadsden, Ala.	1882-83
Steve Cohen	INF	Sarasota, Fla.	1989
Dustin Colburn	RHP	Tuscaloosa, Ala.	2007-08
Jay Cole	RHP/INF	Coventry, R.I.	1993-94
Bill Collins	OF	Pascagoula, Miss.	1981
Bob Collins	OF	Pascagoula, Miss.	1981
Rick Collum	C	Memphis, Tenn.	1979-80

Keith Conley	INF	Cantonment, Fla.	1980-81
Drew Connell	INF/C	Childersburg, Ala.	2003-04
Kevin Cope	C	Birmingham, Ala.	2006-09
Cort Cortez	INF	Lafayette, La.	1992-93
Ray Craig	INF	Des Moines, Iowa	1987-88
Nick Crawford	INF	Cordova, Tenn.	2008-11
Shay Crawford	LHP	Bartlett, Tenn.	2007-10
Jimbo Crew	RHP	Birmingham, Ala.	2005-07
Carey Crowder	INF	Birmingham, Ala.	1984
Bob Crumpton	C	Pleasant Grove, Ala.	1980-81
Kasey Croft	RHP	Albertville, Ala.	2006-07
Torrey Croft	C	Albertville, Ala.	2006
Eric Cullens	RHP	Clearwater, Fla.	1988-89
Dusty Cummings	RHP	Hueytown, Ala.	1996

Rich Daniel	RHP	Las Vegas, Nev.	1990
Brandon Davis	INF	Trussville, Ala.	1999
Chase Davis	UTL	Montgomery, Ala.	2012-15
Holt Davis	C/INF	Lawrenceville, Ga.	2014-16
Kyle Davis	RHP	Brewton, Ala. 2016-Present	
Zack Davis	OF	Kearney, Mo. 2016-Present	
Millard Dawson	OF	Montgomery, Ala.	2002
Bubba Deason	C	Birmingham, Ala.	1986-87
Dan DeMent	INF	Frankfort, Ill.	1999-2000
Keith DePew	INF	Trussville, Ala.	2009-12
Ivan DeJesus	OF	San Juan, Puerto Rico	2011-14
Mike DiChiara	C	Birmingham, Ala.	1986
Tighe Dickinson	RHP	Montesano, Wash.	1995-98
Kurt Dinga	LHP	Birmingham, Ala.	1988
Ross Dobbins	RHP	Tanner, Ala.	2001-02
Stephen Dobbs	C/INF	Hoover, Ala. 2017-Present	
Chris Donohoo	LHP	Chattanooga, Tenn.	1997-98
Jon Dorough	OF	Homewood, Ala.	1988
Ben Durst	INF	Carverville, Ill.	2008-09
Mike Dunnett	INF	New Brunswick, Canada	1993, 95

Danny Eanes	C	Laurel, Md.	1983-84
Trey Early	INF	Daphne, Ala.	2009-10
Rodney Eberly	OF	Clarinda, Iowa	1997-98
Tim Edwards	OF/DH	Leesburg, Fla.	1986-87
Luke Eigsti	OF/RHP	Scottsdale, Ariz. 2016-Present	
Brandon Eiff	OF	Albuquerque, N.M.	1998
Cory Eller	RHP	Niceville, Fla.	2013-17
Andy Elrod	OF	Birmingham, Ala.	1995
Wesley Emanuel	LHP	Mobile, Ala.	1979
Lloyd Ethridge	RHP	Bessemer, Ala.	1982-85
Jay Evans	INF	Tampa, Fla.	1987-88
Tim Evans	INF	Northport, Ala.	1983-84

Belgee Falkner	OF	Flossmoor, Ill.	1981-83
Tony Falls	RHP	Montgomery, Ala.	2002
Tristan Farrell	RHP/INF	Liburn, Ga.	2009-10
Kevin Faust	LHP	Oneonta, Ala.	1992-95
Scott Ferlin	RHP	Latrobe, Pa.	1979
J.B. Fesmire	INF	Olive Branch, Miss.	2002
Rick Finn	LHP	St. Petersburg, Fla.	1981-82
Brandon Flaherty	RHP	Clay, Ala.	2005-08
Josh Floyd	LHP	Oak Mountain, Ala.	2016
Anthony Ford	OF	Abbeville, La.	1994
Rickey Foster	INF	Montgomery, Ala.	1988
Lanny Fowler	RHP	Memphis, Tenn.	1979
Todd Fowler	INF	Birmingham, Ala.	1983-84
Matt Fowles	RHP	Fulton, Mo.	2004
Mike Fox	INF	Birmingham, Ala.	1979-81
John Frost	INF	Decatur, Ala.	2010-13
Matthew Furuto	INF	Birmingham, Ala.	2014-15

Chris Gabbart	INF	Fairfield, Calif.	1993-94
Chris Gaither	C	Mulga, Ala.	1988
Rhett Gallego	RHP/UTL	Hueytown, Ala.	1999



Doug Gann	INF	Birmingham, Ala.	1988-91
Buddy Ganus	C	Birmingham, Ala.	1995
Mark Garner	INF	Spanish Fort, Ala.	2000-02
Bob Garris	RHP	West Palm Beach, Fla.	1979
Tyler Gates	RHP	Northport, Ala. 2017-Present	
Matt Gaudlen	INF	Homewood, Ala.	2001-02
Chris George	INF/DH	Hamilton, Miss.	2001
Jacob German	C/RHP	Hoschton, Ga.	2010-13
Pete Giangrosso	C	Alexander City, Ala.	2001-03
John Giattina	OF	Birmingham, Ala.	1986
Scott Gibson	RHP	Brierfield, Ala.	2001-03
Bill Gilmer	RHP	Birmingham, Ala.	1979
Mike Goff	INF	Mobile, Ala.	1983-84
Bubba Golsan	OF	Birmingham, Ala.	1985-86
Drew Goneke	INF	Mobile, Ala.	2003-04
Isaiah Gonzales-MontoyaRHP		Denver, Colo. 2017-Present	
Nick Graffeo	RHP	Overland Park, Kan.	2009-10
Tanner Graham	RHP	Killen, Ala. 2016-Present	
Joe Grawey	INF	Sacramento, Calif.	1996
Mark Gray	RHP	Trussville, Ala.	1993-97
Blake Green	RHP/OF	Columbus, Ga.	2003
Kevin Greene	INF	Riverdale, Ga.	1990-91
Jeff Gregg	RHP	Southaven, Miss.	1990
Roger Gregg	C	Petal, Miss.	1991-94
David Grice	LHP	Eugene, Ore.	1995-97
Kevin Grimes	RHP/INF	Fairhope, Ala.	1988
Griffin Gum	OF	Charlotte, N.C.	2013-16
Jorge Gutierrez	INF	Miami, Fla.	2006

H

Brett Hall	INF	Prattville, Ala.	2005-07
Mike Hall	OF	Memphis, Tenn.	1979-80
Tyler Hamby	OF	Moody, Ala.	2012-15
Devin Hamilton	INF	Acworth, Ga.	2009-10
Chris Hammond	LHP	Vestavia Hills, Ala.	1985
Keith Hanback	RHP	Lexington, Ala.	1985-86
Derek Hanks	RHP	Saraland, Fla.	2006
Jim Hanks	INF	Sunrise, Fla.	2000
Troy Hanne	C	Oceanside, Calif.	1989
Corey Hardin	INF	Birmingham, Ala.	1995-97
Brint Hardy	OF/C	Homewood, Ala.	2007-09
Brian Hare	LHP	Zwingle, Iowa	1989-90
Kim Hargett	RHP	Kimberly, Ala.	1987-89
Dan Harness	INF	Ontario, Canada	1997-98
Dexter Harrell	C	Gadsden, Ala.	1990-92
Rich Harrell	RHP	Jacksonville, Ala.	1987-88
Shaun Harris	C	Theodore, Ala.	1997-2000
Jay Haskew	INF	Pinson, Ala.	1980-81
Scott Hatch	OF	Birmingham, Ala.	1986-90
Todd Hatfield			1985
David Hayes	LHP	Homewood, Ala.	2011-12
Jeff Head	RHP	Birmingham, Ala.	1982-85
Al Hecklinski	C	Birmingham, Ala.	2001-02
Cole Helms	OF/RHP	Southside, Ala.	2004-05
Eric Henderson	RHP	Marietta, Ga.	2016-17
Heath Henderson	RHP	Birmingham, Ala.	1995
Paul Henry	INF	Huntsville, Ala.	1982
Robin Herd			1985
Brewer Hicklen	OF	Huntsville, Ala.	2015-17
Bradley Hicks	OF	Mobile, Ala.	2009-10
Daniel Hill	INF	Pleasant Grove, Ala.	2003-04
Scottie Holden	INF	Hoover, Ala.	2002-03
Brandon Holmes	OF	Hoover, Ala.	2001
Phillip Holmes	INF	Vestavia Hills, Ala.	1999
Chad House	OF	Memphis, Tenn.	2002
Keith Hopper	INF	Warrior, Ala.	1986-87
Jeff Hopping	OF	Birmingham, Ala.	1990
Jeff Howard	RHP	Enid, Miss.	1986
Tim Howard	INF	Bryant, Ariz.	1995
Blake Huddleston	RHP	Cullman, Ala.	2008-11
Jeremy Hudson	RHP	Cullman, Ala.	2001
Butch Hudspeath	C	Midfield, Ala.	1979-80
B.J. Huff	OF	Chandler, Ind.	1996
Ryan Huffman	RHP	Homewood, Ala.	2002-05
Danny Hughes	RHP	Las Vegas, Nev.	1998-99

ALL-TIME LETTERWINNERS

Tim Hughes			1985
Steven Hunter	INF	Springville, Ala.	1987
Ryan Hurst	INF	Novato, Calif.	1997
James Hurtt	RHP	Pennington, Ala.	1991-92

I

James Ioccozia	INF	Library, Pa.	1980, 82
Brandon Isbell	OF	Birmingham, Ala.	2000-01

J

Gary Jackson	INF	Birmingham, Ala.	1985-86
Matt Javinett	RHP/DH	East Hartford, Conn.	1998-2000
Paul Jeffers	LHP	San Marcos, Calif.	1991
Jim Jeffries	C	Mokena, Ill. 2017-Present	
Brian Jersey	INF	Dumfries, Va.	1993-96
Thomas Johns	C/INF	Pinson, Ala.	2017-Present
Blake Johnson	INF	Phenix City, Ala.	2015-Present
Larry Johnson	OF	Jackson, Mich.	1982-83
Stephen Johnson	RHP	Salisbury, Mo.	1991
Tyler Johnson	RHP	Trussville, Ala.	2012
Lee Jolly	INF	Cedartown, Ga.	1997-2000
Bobby Jones	OF	Clewiston, Fla.	1983, 85
Brennan Jones	INF	Sydney, Australia	1991
Carson Jones	RHP	Moulton, Ala. 2017-Present	
Jay Jones	INF	Dumfries, Va.	1994-96
Jeff Jones	LHP	Logansport, Ind.	1980-81
Mitch Jones	OF	Birmingham, Ala.	2000-03
Paul Jones	LHP	Mobile, Ala.	2007-08
Scott Jones	RHP	Chamblee, Ga.	1991-92
Stephen Jones	RHP	Birmingham, Ala.	1987
Zakey Jones	INF	Birmingham, Ala.	2016-17
Will Justin	INF	Plant City, Fla.	2003

K

Ryan Keedy	INF	Gardendale, Ala.	2007-08
Sam Kelley	LHP/1B	Moundville, Ala.	2012-15
Jason Kelley	OF	Mobile, Ala.	1998
Justin Kemp	RHP	Memphis, Tenn.	2015-16
Gerald Kennedy	OF	Plainville, Kan.	1991-92
Wes Kent	INF	Fairhope, Ala.	2012-13
Derrick Kidd	INF	Vincent, Ala.	1990-93
Jake Kidder			1995
Mitch Kloskowski	RHP	Rainbow City, Ala.	2006-10
Rush Knight	C	Muscle Shoals, Ala.	2004-05
Dave Kopp	OF	Dayton, Ohio	1980

L

Adam Lamar	LHP	Rogersville, Ala.	2014-17
Todd Lankford	RHP	Birmingham, Ala.	1985-86
Toby Larson	RHP	Olympia, Wash.	1994
Brent Laircey	INF	Statesboro, Ga.	1997-2000
Adam Lau	RHP/OF	Madison, Ala.	2013-15
Phillip Lee	INF	Vestavia Hills, Ala.	1986-87
Turner Lee	LHP	Mobile, Ala.	2013-14
Jacob Legg	OF/LHP	Hartselle, Ala.	2004-06
Jerry Legrone	RHP	Birmingham, Ala.	1979-80
Kyle Letson	OF	Ontario, Canada	2002-03
Ken Letson	RHP	Midfield, Ala.	1979
Billy Lichtner	INF	Huntsville, Ala.	2005-08
Johnny Lieske	RHP	Machesney Park, Ill.	2014-15
Andrew Lilly	INF	Meridian, Miss.	2005
Jason Lindberg	RHP	Saskatchewan, Canada	1997
Hal Lockhart	RHP	Birmingham, Ala.	1984-87
Carter Long			1992
Ryne Lovdahl	INF	Purvis, Miss.	2006-07
Thomas Lowery	LHP	Birmingham, Ala.	2014-17
Alex Luna	RHP	Huntsville, Ala.	2012-15
Ryan Lundy	RHP	Pelham, Ala.	1996, 98-99
Eric Lyon	OF	Kirkland, Wash.	2001-02



ALL-TIME LETTERWINNERS

M			
Bill Macke	RHP	Connersville, Ind.	1981-83
Brian Mackin	INF	Mountain Brook, Ala.	1980-83
Chase Mallard	RHP	Cullman, Ala.	2011-14
Andrew Manning	INF/C	Lagrange, Ga.	2008-11
Terry Marbut	LHP	Hokes Bluff, Ala.	1982-83
Brad Marshall	LHP	Hueytown, Ala.	1987-89
Steve Martin	OF/INF	London, Tenn.	2003
Chris Mason	RHP	Millbrook, Ala.	1994-97
Geoff Massey			1982
Jorge Mattei	INF	Rio Piedras, Puerto Rico	1981-82
Jeff Mauldin	RHP	Danville, Va.	1992-96
Blake Mayo	RHP	Gadsden, Ala.	1995-96
Brian McCord	INF	Centerville, Tenn.	1989
Nathan McCorkle	INF	Hoover, Ala.	2004-05
Joe McClean	C	Trussville, Ala.	1983
Riley McCown	OF	Fayetteville, Tenn.	2016-17
Scott McCrary	RHP	Vacaville, Calif.	1995-97
Ben McCullars	C	Birmingham, Ala.	2004-05
Mikal McCulley	INF	Leeds, Ala.	1993
Mark McGill	INF	Atmore, Ala.	1981
Rusty McIntyre	RHP	Decatur, Ala.	2002
Mark McKinley	RHP	Vanceleave, Miss.	2009-11
Pete McKinney			1995
Cody McMurry	OF	Hueytown, Ala.	2008-09
Colin McMurry	LHP	Athens, Ala.	2009-10
Charles McQuaig			1995
Joe McRae	RHP	Pensacola, Fla.	1999-2001
Scott McSparen	OF	Tucson, Ariz.	1987
Jim Meadows	LHP	Maitland, Fla.	1981-82
Jimmy Meek	RHP	Decatur, Ala.	1984-85
Jeff Menard	RHP	Novato, Calif.	1992-93
Jim Merola	RHP	Clearwater, Fla.	1990
Jonathan Merritt	INF	Douglasville, Ga.	2007-10
Ryan Metcalf	INF	Pelham, Ala.	2005-06
Kristin Metheny	OF	Birmingham, Ala.	1989-92
Josh Milijavac	INF	St. Joseph, Mo.	2003-04
Chandler Miller	RHP/OF	Dawson, Ga.	2006
Darrin Miller	C	Decatur, Ala.	1987-88
Justin Miller	C	Alberta, Canada	2002
Randy Mills	RHP	Theodore, Ala.	2005-06
Tyler Mims	C/INF/OF	Hoover, Ala.	2012-15
Mike Mink	OF	Tampa, Fla.	1987-88
Matt Mitchell	OF/LHP	Hueytown, Ala.	1998
Aaron Moore	RHP	Mission Viejo, Calif.	1989-90
Mark Moore	OF	Birmingham, Ala.	1982-83
Jeremy Morgan	OF	Jackson Gap, Ala.	2002-04
Jonny Morgan	INF	Montgomery, Ala.	1983-86
Ricky Morgan	OF	Alexander City, Ala.	1994-96
Mark Morrison	INF	Gadsden, Ala.	1982-83
Matt Morse	INF	Sandwich, Ill.	2011-15
Dylan Munger	LHP	Muscle Shoals, Ala.	2012-17
Chris Murdock	RHP	Jacksonville, Fla.	1986-87
Brent Murphy	OF	Garland, Texas	1997-98
Drew Murray	RHP	Lagrange, Ga.	2006
Donny Muth	C	Slidell, La.	2006
N			
James Naile	RHP	Charleston, Mo.	2013-15
Ryan Nance	RHP	Brandon, Miss.	2011-12
Dillon Napoleon	RHP	Winnetka, Ill.	2011-12
Mark Neely	INF	Birmingham, Ala.	1984
Todd Neil	INF	Birmingham, Ala.	1985-87
Keene Newberry	INF	Alexander City, Ala.	1990-91
Gavin Niquette	RHP	Tallahassee, Fla.	2015
Jacob Nix	RHP	Trussville, Ala.	2010
Jared Nixon	OF	Deatsville, Ala.	2016-17
Mark Norris	RHP	Scottsdale, Ala.	1989
Lyle Northington	LHP	Detroit, Ala.	2003-06
O			
James Oliver	RHP	Vestavia Hills, Ala.	2007-09
Brad Orr	INF	Auburndale, Fla.	1990
David Owen	OF	Coffs Harbour, Australia	1999-2000

P			
Jason Page	INF	Triangle, Va.	1992-95
Patrick Palmeiro	INF/OF	Colleyville, Texas	2011-12
Andre Parks	RHP	Luverne, Ala.	2000-02
Levi Patmon	OF	Clay, Ala.	2004-07
Beau Paul	RHP	Nampa, Idaho	2004
Mark Paxton	C	Englewood, Fla.	1999-2000
Jay Pearson	C	Moody, Ala.	1995-97
Garrett Peek	RHP	Gulf Breeze, Fla.	2015
Beau Pender	RHP	Marianna, Fla.	2008-10
Evan Peterson	INF	Puyallup, Wash.	2014-16
Carter Pharis	INF	Trussville, Ala. 2016-Present	
Mike Phelps	INF	Memphis, Tenn.	1979-80
Bert Phillips	INF	Memphis, Tenn.	1979
Matt Phillips	OF	Lebanon, Ore.	1999-2000
Bobby Pickett	OF	Houston, Texas	1986-87
Todd Pennington	OF	Roswell, Ga.	1989
Jason Powell			1985
Adam Price	RHP	Hueytown, Ala.	2004-05
Ryan Prinzing	OF	Oswego, Ill.	2011-14
R			
Keifer Rackley	OF	Butler, Ala.	1989, 91, 93
Antonio Ralat	INF	San Juan, Puerto Rico 2017-Present	
Andy Ramey	OF	Huntsville, Ala.	1979
Kelly Ray	INF	Winters, Calif.	1996
Christian Reimers	INF	Baroda, Mich.	1999-2001
Corey Reimers	INF	Baroda, Mich.	1999
Michael Repole	INF	Birmingham, Ala.	2002
Edwin Reyes	RHP/INF	Madison, Ala.	2012
Ben Rhodes	C	Uriah, Ala.	1981-82
Emmanuel Rivera	INF	Arroyo, Puerto Rico	2000
Eric Roberts	RHP	Hueytown, Ala.	2004-05
Kyle Robinson	RHP	Clay, Ala.	2006-09
Earl Robinson	OF	Clairton, Pa.	1979
Eugene Rodriguez	C	Tampa, Fla.	2003-04
Doug Rohm	RHP	Jacksonville, Fla.	1991
Seth Rollin	INF	Montgomery, Ala.	2002-05
Tyler Rollin	INF	Montgomery, Ala.	2007
Rene Romo	INF	Tucson, Ariz.	1990-91
Cameron Rose	RHP	Oxford, Miss.	2013-14
Ryan Ruggles	LHP	Sheffield, Ala. 2015-Present	
Scott Ryan	RHP	Tuscaloosa, Ala.	1983-84
S			
Ralph Sanchez	OF	Austell, Ga.	1984-85
Scooter Sanders	OF	Florence, Ala.	1987-88
Mike Sanford	RHP	Childersburg, Ala.	1980
Mikael Saway	RHP/OF	Birmingham, Ala.	2006-10
Danny Sawyer	C	Suwanee, Ga.	2006-07
Tom Sawyer	LHP	Robertsdale, Ala.	2012
Jeff Schalk	OF/INF	Wheaton, Ill.	2012-15
Steve Schmidt			1985
Vaughn Schulte	C	Norway, Iowa	1997-98
Colton Schultz	OF/INF	Huntsville, Ala. 2017-Present	
Tebe Shaw	LHP	Vestavia Hills, Ala.	1999-2000
Ben Shelley	C	Dothan, Ala.	2007
Chris Shelton	OF	Birmingham, Ala.	1986
Tommy Short	OF	Birmingham, Ala.	1979
Joe Siers	RHP	Delray Beach, Fla.	1980-81
Jerry Slagle			1985
Adam Smith	INF	Huntsville, Ala.	2014-16
Alan Smith	LHP	Leeds, Ala.	1982-83
Brian Smith	INF	Augusta, Ga.	1991
Keith Smith	INF	Gadsden, Ala.	1983-84
Mike Smith	INF	Birmingham, Ala.	1979-80
Ronnie Smith	RHP	West Middleton, Ind.	2014
Will Smith	C	Athens, Ala.	2013
Will Smith	OF	Billingsley, Ala.	1997-2000
Kevin Sommerfeld	RHP	San Bruno, Calif.	1999-2000
Terry Sowell	OF	Chickasaw, Ala.	1979-80
Jeff Sparks	C	Madison, Ala.	1999
Michael Stallings	LHP	Alexander City, Ala.	1998-2000, 02
Luke Stewart	INF	Normal, Ill.	2008-10

GENERAL STAFF BLAZERS OPPONENTS 2017 IN REVIEW HISTORY AND RECORDS GREATER BHAM



Patrick Stodghill	RHP	Springville, Ala.	1998-99
Tim Strickland	INF	Gainesville, Ga.	1982
Dan Stucky	INF	Spokane, Wash.	2004-05
Ben Styes	RHP	Clay, Ala.	2006-07
Daniel Sudd	RHP	Oceanside, Calif.	1991-92
Darren Sulzle	LHP	Puyallup, Wash.	1991
Jerry Swann	OF	Fultondale, Ala.	1982-83
Dan Swatek	INF	Scottsdale, Ariz.	1988-89
Torrie Sweet	OF	Los Angeles, Calif.	1994

Chris Tacik	RHP	Fredrick, Md.	1992
Heath Tapscott	RHP	Hartselle, Ala.	2005-06
Austin Taylor	OF	Kosciusko, Miss.	2008-09
Troy Taylor	LHP	Birmingham, Ala.	1987-88
Chris Teichmiller	RHP	Hartselle, Ala.	1981-84
Justin Telotte	RHP	Smyrna, Ga.	2004-05
Josh Terry	INF	Town Creek, Ala.	2002
Mike Terry	INF	Tulsa, Okla.	1997-98
Austin Thomas	RHP	Smiths Station, Ala.	2016-17
Kris Thomas	OF	Birmingham, Ala.	2000
Steve Thomas	RHP	Huntsville, Ala.	1988-90
Stuart Thompson	INF	South Wales, Australia	1990-93
Mitch Thorn	RHP	Wetumpka, Ala.	2006
Chris Thorup	RHP	Olathe, Kan.	2003-04
Mike Tidwell			1980
Mark Tillery	INF	Clearwater, Fla.	1985-86
Brett Tilley	C	Winfield, Ala.	2003
Shay Tilley	RHP	Manchester, Tenn.	1989, 91-93
Darren Tinnerstet	LHP/OF	Olympia, Wash.	1998-99
Rex Todd	RHP	Bessemer, Ala.	1984-87
Sylvester Toe	RHP/OF	Douglasville, Ga. 2017-Present	
Lance Tolbert	RHP	Brandon, Miss.	1995
Tyler Tolbert	INF	Trussville, Ala. 2017-Present	
Clint Toomey	OF	Chickasaw, Ala.	2005
Digger Towe	C	Charlotte, Mich.	2008-10
Kyle Towner	OF	Saraland, Ala.	1991-94
Frank Tremmel	INF	Memphis, Tenn.	1989-90
Esteban Tresgallo	INF/C	Guaynabo, Puerto Rico	2014-16
Ruben Tresgallo	RHP	Guaynabo, Puerto Rico	2012-14
Lucas Trotter	RHP	Rehobeth, Ala.	2003
Ronnie Tucker	LHP	Southside, Ala.	1990-93
Steven Turner	OF	Birmingham, Ala.	2006-07

Tommy Urban	INF	Gadsden, Ala.	1984-86
Ryan Userry	OF	Marietta, Ga.	2010-12

James Vaden	OF	Hawthorne, Nev.	1995-96
Mike Vanaman	INF	Memphis, Tenn.	1979
Evan Van Arsdale	LHP	Pelham, Ala.	2002
J. Mike Vaughn	OF	Birmingham, Ala.	1979
Mike Vaughn	C	Birmingham, Ala.	1979-81
Trey Vice	LHP	Wellington, Ala.	2008-10
Hector Villanueva	C	Rio Piedras, Puerto Rico	1982-84
Nathan Vincent	INF	Russellville, Ala.	2014-15
Greg Vinson	INF	Dayton, Ohio	1982-83
Willie Viruet	INF	Miami, Fla.	1992-95
Price Visintainer	INF	Vestavia Hills, Ala. 2017-Present	
Danny Volk	OF	Tonganoxie, Kan.	2009-10
Johnny Volk	LHP	Tonganoxie, Kan.	2008

Benji Waite	RHP	Madison, Ala.	2008-10
Chet Walker	RHP	Homewood, Ala.	1992-93
David Walker	P	Gadsden, Ala.	1982-83
David Walker	INF	Olive Branch, Miss.	1980-81
Eddie Walker	RHP	Opelika, Ala.	1983-84
Todd Walker	OF	Jacksonville, Ala.	1999
Dustin Wall	RHP	Lilburn, Ga.	1997-98
Brandon Wallace	RHP	Hartselle, Ala.	2007-08
Trey Waltman	RHP	Semmes, Ala.	2010-11
Frank Walton	LHP	Wylam, Ala.	1983-84

ALL-TIME LETTERWINNERS

Zac Ward	INF	Hartselle, Ala.	2004-06
Aaron Warren	RHP	Tyrone, Ga.	2011
Shane Watts	INF	Gadsden, Ala.	1995-97
Travis Wessel	LHP	Denison, Iowa	1998
Allen West	RHP	Saraland, Ala.	2003-05
Gary Wex	RHP	Columbus, Ohio	1979-80
Leon White	RHP	Hueytown, Ala.	1980-81
Wayne White	C	Dothan, Ala.	1992
Garrett Whitlock	RHP	Snellville, Ga.	2016-17
Philip Wilfong			1985
Terrell Wilkerson	RHP	Memphis, Tenn.	1979
Todd Wilkinson	INF	Hazel Green, Ala.	2012-13
Steve Willard	OF	Mobile, Ala.	1982
Mitch Williams	C	Rome, Ga.	2014-16
Quincy Williams	OF	Smiths, Ala.	2002-03
Richard Williamson	INF	Birmingham, Ala.	1985-88
Brian Winkelman	OF	Montesano, Wash.	1998
Rodney Wodson	LHP	Morayfield, Australia	2007-08
Matt Womble	RHP	Homewood, Ala.	2002-04
Adam Wood	LHP	Daphne, Ala.	2001
Jerame Wood	RHP	Eugene, Ore.	1994
Ryan Wooley	RHP	Montclair, Va.	2010-11

Matthew Yaksick	C	Clairton, Pa.	1979-80
Joe Yarbrough	LHP	Hazel Green, Ala.	2001-02
Jeff Young	OF	Birmingham, Ala.	1980-83
Jeff Younger	RHP	Tampa, Fla.	2008-09

Chris Zaragoza	INF	Homewood, Ala.	1989
Griffin Zarbough	LHP	Waldorf, Md.	2003-04

Bold - Current Players



LETTERWINNERS BY JERSEY



ANTONIO RALAT

1	
Tommy Short	1979
Keith Conley	1980-81
Kieth Smith	1983-84
Mark Tillery	1985-86
Ray Craig	1987-88
Steve Cohen	1989
Kyle Townrey	1991-94
Keith Barnes	2000-01
J.B. Fesmire	2002
Josh Milijavac	2003-04
Clint Toomey	2005
Jorge Gutierrez	2006
Phil Bell	2007-08
Jamal Austin	2009-11
Tyler Hamby	2012-15
Tanner Graham	2016
Antonio Ralat	2017-Present

2	
Andy Ramey	1979
Steve McGill	1980
Steve Hunter	1987
Wally Hall	1988
Derrick Kidd	1990-93
Chris Martin	1998
Emmanuel Rivera	2000
Brad Bramberg	2001-02
Steve Martin	2003
Drew Goneke	2004
Brett Hall	2005-07
Jonathan Merritt	2008-10
Ryan Nance	2011-12
Todd Wilkinson	2013
Nathan Vincent	2014-15
Evan Peterson	2016
Tyler Tolbert	2017-Present

3	
Mike Smith	1979-80
Tommy Urban	1985-86
Jay Evans	1987
Rickey Foster	1988
Brian McCord	1989
Brad Orr	1990
Jason Page	1991-95
Jason Cargyle	1996
Casey Long	1998
Matt Phillips	1999-2000
Mark Garner	2001-02
Sam Clark	2003-04
Dan Stucky	2005
Kevin Cope	2006-09
Mikael Saway	2010
Keith DePew	2011-12

Mitch Williams	2014-16
Tyler Gates	2017-Present

4	
Jeff Jones	1979-81
Bobby Jones	1983
Mark Neely	1984
Bobby Jones	1985
Todd Hope	1991
Willie Viruet	1992-95
Jeff Sparks	1998
Tyler Belcher	1999-2000
Scott Gibson	2001-03
Levi Patmon	2004
Phil Bell	2005-06
Perry Roth	2007-Present

5	
Bert Phillips	1979
James Iocozzia	1980
Mark Moore	1982-83
Tim Hughes	1985
John Giattina	1986
Doug Gann	1988-80
Brian Jersey	1993-95
Tighe Dickinson	1996
Steve Gillispie	1997
Will Smith	1998-2000
Jeremy Hudson	2001
Jeff Brown	2002-05
Jared Walker	2007-08
Ryan Wooley	2009-11
Tyler Mims	2012-15
Carter Pharis	2016-Present

6	
Jay Haskew	1979-81
Paul DeStefano	1982
Jonny Morgan	1983-86
Stephen Jones	1987
Glen Heatherly	1989
Rene Romo	1990-91
Kevin Faust	1992-95
Joe Grawey	1996
Jim Hanks	2000
Jeremy Morgan	2001-04
Levi Patmon	2005-07
Nick Crawford	2008-11
Todd Wilkinson	2012
Wes Kent	2013
Evan Peterson	2014
Blake Johnson	2015-Present

7	
Ken Letson	1979-81
Pete Rancont	1982
Tim Evans	1983-84
Chris Shelton	1985-86
Scott Butterworth	1987-88
Mickey Brewer	1991-92
Ricky Morgan	1993-96
Brandon Eiff	1997-98
Dan DeMent	1999-2000
Al Hecklinski	2001-02
Brett Tilley	2003
Cole Helms	2004-05
Ryan Metcalf	2006
Brian Shoop	2007-Present

8	
Bill Gilmer	1979
Bill Collins	1981
Richard Williamson	1985-86
Steve Hancock	1990

James Hurtt	1991-92
Travis Bouregeois	1993-94
Jeff Bell	1995
Kelly Ray	1996
Lee Jolly	1997
Brandon Davis	1999
Kevin Brannon	2001-02
Lucas Trotter	2003
Nick Dumas	2004-06
Mitch Kloskowski	2007-10
Chase Mallard	2011-14
Brett Blackwood	2015-Present

9	
Robert Garriss	1979
Dave Kopp	1980
Bob Collins	1981
Gary Jackson	1985-86
Frank Tremmel	1989-90
Gerald Kennedy	1991-92
Mikal McCulley	1993
David Grice	1996-97
Jason Kelly	1998
Mark Paxton	1999-2000
Nick Clark	2001
Shane Hopkins	2002
Kevin Brannon	2003
J.R. Bond	2004-07
Bradley Hicks	2008-10
Ryan Prinzing	2011-14
Matthew Furuto	2015
Zack Davis	2016-Present

10	
Mike Vanaman	1979
Leon White	1980-81
Tim Strickland	1982
Rafael Campos	1984
Steve Schmidt	1985
Brad Marshall	1987-89
Cort Cortez	1992-93
Buddy Ganus	1994-95
Dan Harness	1997-98
Brian Allem	1999-2000
Matt Womble	2001-04
Jacob Legg	2005-06
Brandon Wallace	2007-08
Trey Early	2009-10
Tyler Hamby	2011
Jeff Schalk	2012-15
Brewer Hicklen	2016-17

11	
Joe Platt	1979-81
Jorge Mattei	1982
Keith Conley	1984
Troy Taylor	1987-88
Steve Borris	1989-90
Kevin Greene	1991
Mike Alford	1992-93
Anthony Ford	1994
Andy Elrod	1995
Pete McKinney	1996
Brent Murphy	1997-98
Jeff Sparks	1999
Jon Burgett	2000-03
Donny Muth	2004-06
Kyle Roberson	2007-09
Trey Waltman	2010-11
Chase Davis	2012-15
Garrett Whitlock	2016-17

GENERAL

STAFF

BLAZERS

OPPONENTS

2017 IN REVIEW

HISTORY AND RECORDS

GREATER BHAM



LETTERWINNERS BY JERSEY

12

Earl Robinson	1979
Mike Tidwell	1980
Mark Morrison	1982-83
Bryan Cain	1984-85
Richard Williamson	1987-88
Shay Tilley	1989, 91-93
Heath Henderson	1994-95
Will Smith	1996-97
Lee Jolly	1998-01
Tony Falls	2002
Drew Connell	2003-04
Jon Renfro	2006
Brint Hardy	2007-09
Jacob German	2010-13
Adam Smith	2014-16
Luke Eigsti	2017-Present

13

Anthony Allison	1979-80
Mark McGill	1981
Paul Henry	1982
Frank Walton	1983-84
Aaron Moore	1989-90
Darren Sulzle	1991
Frank Walton	1993-95
Jay Pearson	1996
Frank Walton	1998-06
Jorge Gutierrez	2007
Austin Taylor	2008-09
Josh Hopper	2010-Present

14

Mike Fox	1979-81
Gregg Vinson	1982-83
Mike Goff	1984
Jeff Head	1985
Bubba Deason	1986-87
Jay Evans	1988
Kevin Todd	1989
Kevin Greene	1990
Keene Newberry	1991
Jay Jones	1994-96
Jay Pearson	1997
Todd Walker	1999
Mark Garner	2000
Matt Gauden	2001-02
Lyle Northington	2003-06
Allen Aubin	2007-09
Keith DePew	2010
Wes Holley	2011-12
Corry Eller	2013-17

15

Scott Ferlin	1979
Brian Mackin	1980-83
Hal Lockhart	1984-87
Scott Hatch	1988-90
Doug Gann	1991
Chris Tacik	1992
Jerame Wood	1994
Corey Hardin	1995-97
Matt Mitchell	1998
Tebe Shaw	1999-2000
Rob Caputo	2001
Josh Terry	2002
Blake Green	2003
Zac Ward	2005-07
Luke Stewart	2008-10
Sam Kelley	2011-15
Ryan Ruggles	2016-Present



LUKE EIGSTI

16

Alford McClaney	1979
Herbert Brewer	1980-81
Jerry Swan	1982-83
Ralph Sanchez	1984
Chris Murdock	1986-87
Eric Cullens	1988-89
Stephen Johnson	1991
Slade Blackwell	1993-94
Tighe Dickinson	1997-98
Rhett Gallego	1999
Eric Lyon	2001-02
Daniel Hill	2003
Dan Stucky	2004
Steve Turner	2005-07
Blake Huddleston	2008-11
Wes Kent	2012
Nick Altobella	2013-16
Tanner Graham	2017-Present

17

Wesley Emanuel	1979
Mike Sanford	1980-81
David Cochran	1982-83
Tommy Urban	1984
Derek Caraway	1985-86
John Dorough	1988
Keene Newberry	1990
Doug Rohm	1991
Mark Gray	1993-97
Jeremy Allen	1999-2000
Ryan Huffman	2001-05
Robert Brewster	2007-10
Matt Morse	2011-15
Zakez Jones	2017

18

Matthew Yaksick	1979-80
James Iocozzia	1981-82
Todd Fowler	1983-84
Steve Chambers	1985
Jerry Howard	1986
Rich Harrell	1987-88
Ronnie Tucker	1990-93
Derek Babin	1994-95
B.J. Huff	1996
Dustin Wall	1997-98
David Owen	1999-2000
Brandon Holmes	2001
Seth Rollin	2002-05
Ben Shelley	2007
Shay Crawford	2008-10
Edwin Reyes	2011
Tanner Bryant	2012-13
Tripp Coble	2014-15
Luke Eigsti	2016

Carson Jones

2017-Present

19

Mike Phelps	1979-80
Jim Burbrink	1981-82
Pete Rancont	1983
Kim Hargett	1987-88
Jim Merola	1990
Brian Smith	1991
Chet Walker	1992-93
Jeff Mauldin	1994-95
Shane Watts	1996-97
Matt Javinett	1998-99
Lee Hall	2000-02
Will Justin	2003
Eric Roberts	2004-05
Mitch Thorn	2006
Cody McMurry	2007-09
Ryan Ussery	2010-12
Ruben Tresgallo	2014
Evan Peterson	2015
Price Visintainer	2017-Present

20

Ricky Collum	1979-80
Bill Macke	1981-83
Todd Lankford	1985
Keifer Rackley	1989, 1991, 1993
Rich Daniel	1990
Shayne Carnes	1995-98
Christian Reimers	1999-2001
Chad House	2002
Chris Thorup	2002-04
Brandon Flaherty	2005-06
Jonathan Merritt	2007
Digger Towse	2008
Payton Gardner	2009
Colin McMurry	2010
Michael Busby	2011-12
James Naile	2013-15
Jared Nixon	2016-17

21

Lanny Fowler	1979
Danny Walker	1980-81
Tony Fowler	1983
Pete Rancont	1984
Todd Hatfield	1985
Tim Edwards	1986
Kim Hargett	1989
Jeff Gregg	1990
Paul Jeffers	1991
Brian Carroll	1993-95
Scott Beyer	1996-2000
Brett Tilley	2001-02
Eugene Rodriguez	2003-04
Jon Renfro	2005
John Wayne Donahue	2006
James Oliver	2007-09
Danny Volk	2010
Edwin Reyes	2012
Turner Lee	2013-14
Matthew Calvert	2016-Present

LETTERWINNERS BY JERSEY

22	
Mike Vaughn	1979-81
Scott Ryan	1983-84
Scott Hatch	1986-87
Geoff Massey	1988
Kristin Metheny	1989-92
Mike Dunnett	1993-95
Jeff Bell	1996-98
Nick Bridenback	1999
Larry Giangrosso	2000-06
Andrew Manning	2007-11
Alex Luna	2012-15
Eric Henderson	2016-17

23	
Danny Boyer	1979-80
Barry Bowyer	1981-84
Phillip Wilfong	1985
Scooter Sanderson	1987-88
Todd Pennington	1989
Scott Butterworth	1990
Roger Gregg	1991-94
Lance Tolbert	1995
Blake Mayo	1996
Craig Boroski	1997-98
Andre Parks	2000-02
Tony Falls	2003
Ben McCullars	2004-05
Ryne Lovdahl	2006-07
Doug Kavash	2008-09
John Frost	2010-13
Ronnie Smith	2014
Stephen Baggett	2015-16
Pierce Ressmeyer	2016-17

24	
Kevin Fehr	1979-80, 82-83
Steve Willard	1982
Ralph Sanchez	1985
Bobby Pickett	1986-87
Kurt Dinga	1988
David McMahon	1990-91
Jay Cole	1993-94
Brian Jersey	1996
Mike Terry	1997-98
Philip Holmes	1999
Nick Bridenback	2000-01
Quincy Williams	2002-03
Heath Tapscott	2005-06
Brandon Flaherty	2007
Nick Graffeo	2009-10
Dillon Napoleon	2011-12
Adam Lau	2013-15
Riley McCown	2016-17

25	
Jerry Legrone	1979-80
Ben Rhodes	1980-82
Phillip Loden	1983
Richy Brooks	1984-85
Phillip Lee	1987
Jimmy Meek	1988
Jeff Hopping	1990
Daniel Sudd	1991-92
Toby Larson	1994
Tim Howard	1995-96
Rodney Eberly	1997-98
Joe McRae	1999-2001
Michael Rapole	2002
Drew Goneke	2003
Nathan McCorkle	2004-05
Ryan Keedy	2006-08
Tristan Farrell	2009-10
Ivan DeJesus	2011-14

Garrett Peek	2015
Austin Thomas	2016-17

26	
Michael Hall	1979-80
Rick Finn	1981-82
Joey McClean	1983
Chris Hammond	1985
Phillip Lee	1986
Jim Case	1987-1997
Brian Winkelman	1998
Pete Giangrosso	2000-03
Jacob Legg	2004
Andrew Lilly	2005
Torrey Croft	2006
Rodney Wodson	2007-08
Keith DePew	2009
Tyler Johnson	2010, 2012
Matthew Furuto	2013-14
Justin Kemp	2015-16
Stephen Dobbs	2017-Present

27	
J. Mike Vaughn	1979-81
Lloyd Ethridge	1982-85
Keith Hopper	1987-88
Troy Hanne	1989
Dexter Harrell	1990
Chris Mason	1994-97
Michael Stallings	1998-2002
Adam Price	2003-05
Ben Styes	2006-07
Johnny Volk	2008-09
Mason Hutchins	2010-11
Griffin Gum	2012-16
Thomas Johns	2017-Present

28	
Butch Hudspeath	1979-81
Alan Smith	1982-83
Bubba Golsan	1985-86
Mike Mink	1987-88
Jeff Mauldin	1992-93
Torrie Sweet	1994
James Vaden	1995-96
Clay Aderholt	1997-98
Matt Javinett	2000
Scottie Holden	2002-03
Bryan Welch	2004
Kasey Croft	2006-07
Ben Drust	2008-09
Charles Dibella	2010
Patrick Palmeiro	2011-12
Cameron Rose	2013-14
Brewer Hicklen	2015
Sylvester Toe	2017-Present

29	
Terry Sowell	1979-80
Larry Johnson	1982-83
Pete Rancont	1987-1999
Cory Acklus	2001
Shay Crawford	2007
Beau Pender	2008-10
David Hayes	2011-12
Jeremiah Briscoe	2013
Isaiah Gonzales-Montoya	2017-Present



30	
Gary Wex	1979-80
Randy Putman	1983
Carey Crowder	1984
Kevin Grimes	1988
E.J. Brophy	1989-92
Steve Gillispie	1996
Bob Carter	1997
Corey Reimers	1999
Mitch Jones	2000-03
Chandler Miller	2004-06
Brad Wilson	2007
Benjii Waite	2008-09
Patrick Barr	2010
Tyler Mims	2011
Esteban Tresgallo	2014-16
Colton Schultz	2017-Present

31	
Terrell Wilkerson	1979
Bob Crumpton	1980-81
Hector Villanueva	1982-84
Brennan Jones	1991
Wayne White	1992
Chris Gabbart	1993-94
Mark Ammerman	1995-96
Shaun Harris	1997-2000
Rusty McIntyre	2002-03
Grant Addison	2004-07
Trey Vice	2008-10
Adam Lamar	2013-17

32	
Harry Walker	1979-86
Brian Hare	1989
Scott Jones	1991

33	
Belgee Falkner	1981-83
Robin Herd	1985
Mike DiChiara	1986
Chris Gaither	1988
Chris Zaragoza	1989
Stuart Thompson	1990-93
Scott McCrary	1996-97
Travis Wessel	1998
Kevin Sommerfield	1999-2000
Joe Yarbrough	2001-02
Griffin Zarbough	2003-04
Billy Lichtner	2005-08
Mark McKinley	2009-11
Dylan Munger	2012-17

**34**

Dennis Chamblee	1981
David Walker	1982-83
Rex Todd	1984-87
Dan Swatek	1988-89
Dexter Harrell	1991-92
Don Camara	1993
Charles McQuaig	1996
Chris Donohoo	1997-98
Brandon Isbell	2000-01
Mike Jensen	2002
Nick Dumas	2003
Rush Knight	2004-05
Derek Hanks	2006
Doug Kovash	2007
Danny Volk	2008-09
Coy Arrowood	2011-12
Jacob Armstrong	2013-16
Nathan Anthes	2017-Present

35

Dwight Tidwell	1979
Eddie Walker	1984
Jerry Slagle	1985
Scott McSparen	1987
Steve Thomas	1988-90
Jeff Menard	1992-93
Blake Mayo	1995
Michael Gladden	1996
Jason Lindberg	1997
Darren Tinnerstet	1998-99
Blake Allen	2001
Justin Miller	2002
Thomas Woo	2003
Randy Mills	2005-06
Dustin Colburn	2007-08
Ron Polk	2009-Present

36

Chris Teichmiller	1981-84
Kieth Hanback	1985-86
Darrin Miller	1988
Mark Norris	1989
Scott Jones	1992

Jeff Mauldin	1996
Patrick Stodghill	1998-99
Kris Thomas	2000
Tim Harradine	2001
Justin Beck	2003-04
Mikael Saway	2006-09
Harry Clark	2010-13
Johnny Lieske	2014
Ryan Ruggles	2015
Griffin Blake	2017

38

Rodney Ward	1982
Tim Edwards	1987
Ross Dobbins	2001-02
Mitch Kloskowski	2006
Tyler Rollin	2007
Jacob Nix	2009-10

39

Keith Clowers	1981
Terry Marbut	1982-83
Jimmy Meek	1984-85
Brent Laircey	1997-2000
Millard Dawson	2002
Beau Paul	2004
Drew Murray	2006

40

Jimmy Young	1980
Jim Meadows	1981-82
Danny Eanes	1983-84
Todd Neil	1985-87
Jay Farmer	1997
Danny Hughes	1998-99
Chris Donohoo	2000
Kyle Roberson	2006
Digger Towle	2009-10

41

Joe Siers	1980-81
Dennis Chamblee	1983-84
Glenn Chenot	1987-88
Ryan Lundy	1996

LETTERWINNERS BY JERSEY

Adam Wood	2001
Kyle Leon	2001-02
Justin Telotte	2004-05
Paul Jones	2007-08
Ruben Tresgallo	2011-13
Thomas Lowery	2014-17

42

Jeff Young	1980-83
Jeff Head	1984
Doran George	1986
Darrin Miller	1986
Ryan Hurst	1997
Brian Pompili	1998-99
Clay Bush	2000-01
Cody Cillo	2002-03
Matt Fowles	2004
Danny Sawyer	2006-07
Jeff Younger	2008-09
Ben Bullard	2010-13
Gavin Niquette	2015
Kyle Davis	2016-Present

43

Ryan Lundy	1998-99
Evan Van Arsdale	2002
Allen West	2003-06

44

Chris George	2001
Daniel Hill	2004
Bradley Myer	2007
Devin Hamilton	2008-10
Aaron Warren	2011-12
Will Smith	2013
Johnny Lieske	2015
Jim Jeffries	2017-Present

50

Benji Waite	2010
Tom Sawyer	2011-12
Holt Davis	2014-16



SEASON-BY-SEASON



HARRY WALKER

1979-86

211-171 (.522)

Eight Seasons

1979

(21-29)

Date	Opponent	Result	Score
2/27	at West Alabama	L	0-1
2/27	at West Alabama	W	3-0
2/28	Huntington	W	2-1 (9)
2/28	Huntington	W	3-0
3/4	Alabama	L	3-4 (8)
3/4	Alabama	W	3-2
3/5	Montevallo	L	4-9
3/5	Montevallo	L	2-5
3/6	at Jacksonville State	L	2-13
3/8	at North Alabama	W	1-0
3/8	at North Alabama	L	4-7
3/11	Austin Peay	L	4-15
3/11	Austin Peay	W	7-5
3/12	Saint Louis	L	5-8
3/13	Saint Louis	W	4-3
3/14	Valparaiso	W	4-2
3/15	Valparaiso	L	2-10
3/15	Valparaiso	W	3-1
3/16	Campbellsville	W	13-8
3/17	Kentucky State	W	1-0
3/17	Kentucky State	L	2-5
3/18	at Troy	L	1-16
3/20	at Tampa	L	0-2
3/21	at Eckerd	L	5-8
3/23	at USF	L	3-5
3/27	Birmingham-Southern	L	0-9
3/28	Tennessee State	L	2-3
3/28	Tennessee State	L	3-6
3/29	West Alabama	W	2-1
3/29	West Alabama	W	5-4 (8)
4/1	at Montevallo	L	1-3
4/1	at Montevallo	L	2-7
4/6	Jackson State	L	3-7
4/6	Jackson State	W	6-4
4/7	at Georgia Tech	L	2-15
4/8	at Charlotte	L	2-3
4/8	at Charlotte	W	12-7
4/10	West Georgia	L	2-4
4/11	at Alabama	L	2-3 (8)
4/11	at Alabama	L	0-3
4/16	Benedictine	W	10-5
4/18	Auburn	W	5-4 (13)
4/21	South Alabama	W	8-7
4/21	South Alabama	L	2-15
4/30	at Birmingham Southern	W	8-7
5/2	at West Georgia	W	10-5
5/5	Georgia Tech	W	3-2
5/8	at Auburn	L	2-12
5/12	at South Alabama	L	4-6
5/12	at South Alabama	L	2-19

1980

(30-20/6-6 Sun Belt)

Date	Opponent	Result	Score
3/4	Thomas More	W	23-0
3/6	Thomas More	W	22-1
3/8	Austin Peay	L	1-7
3/9	Austin Peay	W	4-3
3/9	Austin Peay	L	1-4
3/10	Benedictine	W	6-1
3/11	Benedictine	L	3-4
3/14	vs. Birmingham Southern	L	5-7
3/15	Albion	W	8-2
3/15	Albion	W	6-5
3/16	Christian Brothers	W	6-2
3/18	at West Alabama	W	5-2
3/18	at West Alabama	L	3-5
3/21	Tennessee State	W	6-1
3/22	Tennessee State	W	11-3
3/22	at Southern Miss	W	6-4
3/24	Baldwin-Wallace	W	7-3
3/26	at Middle Tennessee	W	6-3 (8)
3/26	at Middle Tennessee	L	0-8
3/27	West Alabama	L	10-11
3/31	St. Xavier	W	10-7
4/1	St. Xavier	L	7-11

4/2	at Georgia State	L	0-3
4/2	at Georgia State	W	5-3
4/4	St. Francis (Ill.)	L	2-10
4/4	St. Francis (Ill.)	W	6-5 (8)
4/5	at Vanderbilt	L	1-9
4/9	at Chattanooga	L	1-5
4/10	at Alabama	L	6-7
4/14	Birmingham Southern	L	1-10
4/16	Jackson State	W	2-1
4/16	Jackson State	W	4-1
4/19	at South Alabama	L	1-8
4/19	at South Alabama	W	4-3
4/20	at South Alabama	W	7-0
4/22	Vanderbilt	L	4-6
4/23	Middle Tennessee	W	8-2
4/23	Middle Tennessee	W	5-1
4/24	at Auburn	W	5-1
4/29	Alabama	W	12-2
4/30	Georgia State	W	5-1
4/30	Georgia State	W	7-1
5/4	Birmingham Southern	W	4-3
5/5	Troy	W	13-5
5/6	Auburn	W	3-2 (10)
5/9	vs. USF 2	L	2-3
5/10	vs. Jacksonville 2	W	10-7
5/10	vs. USF 2	L	4-8
5/18	South Alabama	L	0-6
5/18	South Alabama	L	3-5

1 - at Rickwood Field

2 - Sun Belt Conference Tournament (Mobile, Ala.)

1981

(40-17, 12-0 Sun Belt)

Date	Opponent	Result	Score
3/1	at Chattanooga	W	12-3
3/2	Southern Miss	W	8-8
3/2	Southern Miss	W	7-3
3/3	Montevallo	L	2-11
3/6	WKU	W	5-1
3/7	Austin Peay	W	14-1
3/7	Austin Peay	W	2-0
3/8	Austin Peay	W	5-4 (11)
3/10	Ole Miss	L	3-8
3/11	VCU*	W	10-0
3/11	VCU*	W	9-0
3/12	Delta State	L	2-4
3/13	Indiana Southeast	W	6-1
3/14	at Montevallo	W	6-1
3/15	at Middle Tennessee	L	0-5
3/17	at Jacksonville	L	3-8
3/18	at Jacksonville	W	20-10
3/21	at USF	W	3-0
3/21	at USF	L	0-1
3/24	at Troy	W	7-1
3/25	FAMU	W	4-1
3/26	FAMU	W	9-0
3/28	Charlotte*	W	7-0
3/28	Charlotte*	W	7-1
3/30	Tuskegee	W	16-0
4/2	St. Xavier	W	6-4
4/3	St. Xavier	W	6-1
4/4	Auburn	L	5-6
4/11	at VCU*	W	10-4
4/11	at VCU*	W	8-3
4/12	at Charlotte*	W	12-3
4/12	at Charlotte*	W	4-1
4/15	at Ole Miss	W	4-2
4/16	West Alabama	L	3-4
4/18	Georgia State*	W	10-4
4/18	Georgia State*	W	11-2
4/20	Birmingham Southern	L	9-10 (12)
4/21	Jackson State	W	7-6
4/21	Jackson State	W	3-2
4/22	at Auburn	L	3-4
4/23	Vanderbilt	L	8-9
4/25	at Georgia State*	W	9-5
4/25	at Georgia State*	W	19-7
4/27	at Birmingham Southern	W	8-2
4/28	at Austin Peay	W	9-8
4/29	at Vanderbilt	L	3-13
4/30	Birmingham Southern	W	3-1
5/1	Chattanooga	W	13-5
5/2	South Alabama	W	3-1
5/2	South Alabama	L	4-8
5/3	South Alabama	L	4-5
5/5	Troy	W	3-0
5/8	South Alabama 1	L	7-8 (14)
5/9	Charlotte 1	L	2-4 (10)

5/16	at South Alabama	W	4-0
5/16	at South Alabama	L	3-4 (19)
5/17	at South Alabama	W	10-2

* - Sun Belt Conference North Division game

1 - Sun Belt Conference Tournament (Birmingham, Ala.)

1982

(14-18/4-2 Sun Belt)

Date	Opponent	Result	Score
3/2	Jackson State	L	7-9 (11)
3/9	VCU*	W	11-0
3/9	VCU*	L	1-2
3/10	Mississippi State	W	10-2
3/11	Mississippi State	W	17-16
3/17	at LSU	W	14-8
3/18	at Nicholls State	W	5-4
3/18	at Nicholls State	L	1-2
3/19	at Southeastern La.	L	3-4
3/20	at New Orleans	L	2-8
3/22	at Southern Miss	W	4-0
3/27	Charlotte*	W	7-5
3/27	Charlotte*	L	1-5
3/28	West Alabama	W	12-6
3/31	South Alabama	L	2-16
4/1	South Alabama	L	2-9
4/1	South Alabama	L	10-15
4/4	at Charlotte*	W	5-2
4/4	at Charlotte*	W	18-7
4/7	at Troy	L	5-6 (10)
4/10	at Georgia State	W	6-1
4/10	at Georgia State	L	10-12
4/15	at Montevallo	W	3-1
4/27	at Auburn	L	1-13
4/28	Troy	L	3-6
5/1	at South Alabama	L	0-5
5/1	at South Alabama	L	1-2
5/2	at South Alabama	L	4-6
5/4	at Birmingham Southern	W	10-6
5/7	vs. South Alabama 1	L	0-6
5/8	vs. Charlotte 1	W	8-1
5/8	vs. South Alabama 1	L	2-4

* - Sun Belt Conference North Division game

1 - Sun Belt Tournament (Tampa, Fla.)

1983

(29-18/11-6 Sun Belt)

Date	Opponent	Result	Score
2/26	Vanderbilt	L	2-4
2/27	Vanderbilt	W	10-4
3/2	Birmingham Southern	W	13-11
3/6	Austin Peay	W	9-4
3/6	Austin Peay	W	5-1
3/7	Valparaiso	W	7-4
3/8	Montevallo	L	13-14
3/12	Northern Kentucky	W	11-1
3/12	Northern Kentucky	W	15-1
3/13	Illinois State	L	10-17
3/15	Southern Miss	L	4-8
3/19	at USF*	W	6-5
3/19	at USF*	W	11-0
3/20	at USF*	W	3-1
3/22	at Troy	L	10-11 (10)
3/28	at Samford	W	16-9
3/28	at Samford	W	14-0
3/30	South Alabama*	L	3-5
3/30	South Alabama*	W	7-2
3/31	South Alabama*	W	6-5
4/9	WKU*	L	11-5
4/9	WKU*	L	2-9
4/10	WKU*	W	7-9 (10)
4/12	Auburn	W	6-5
4/13	at Samford	W	18-1
4/13	at Samford	W	13-3
4/16	USF*	L	5-9
4/16	USF*	W	9-3
4/17	USF*	W	13-10
4/18	at Mississippi State	L	8-11
4/19	at West Alabama	W	7-12
4/20	at Jackson State	W	19-7
4/24	at WKU*	W	9-7
4/24	at WKU*	L	7-10
4/26	at Auburn	L	6-10
4/28	Jackson State	L	11-12
4/30	at South Alabama*	L	3-7
4/30	at South Alabama*	W	7-5



5/1	at South Alabama*	W	9-8
5/3	at Faulkner	W	9-8
5/5	Troy	W	14-9
5/7	at Montevallo	L	5-6
5/9	Faulkner	W	8-4
5/9	Faulkner	W	7-4
5/13	at Old Dominion 1	L	2-7
5/14	vs. Jacksonville 1	W	11-5
5/15	vs. South Alabama 1	L	5-9

* - Sun Belt Conference West Division game
1 - Sun Belt Conference Tournament (Norfolk, Va.)

1984 (27-16/8-9 Sun Belt)

Date	Opponent	Result	Score
2/26	Vanderbilt	W	14-8
3/2	Birmingham Southern	W	12-1
3/6	Faulkner	W	7-6 (11)
3/8	at Samford	W	13-3
3/8	at Samford	W	16-5
3/10	at Huntingdon	W	21-6
3/11	Illinois State	W	4-3
3/16	Austin Peay	W	8-1
3/17	Austin Peay	W	16-3
3/18	Ohio State	L	9-10
3/18	Ohio State	W	11-3
3/22	at Florida	L	7-17
3/23	at USF*	W	8-4
3/24	at USF*	L	3-4 (10)
3/25	at USF*	L	7-13
3/29	Troy	W	11-2
3/31	South Alabama*	L	1-4
3/31	South Alabama*	W	9-4
4/1	South Alabama*	L	2-3
4/4	Mississippi State	L	4-8 (10)
4/7	WKU*	W	1-0
4/7	WKU*	W	5-3
4/9	Faulkner	W	12-2
4/11	Samford	W	9-5
4/11	Samford	W	8-1
4/12	at West Alabama	L	2-4
4/14	USF*	W	4-3
4/14	USF*	W	9-2
4/15	USF*	L	6-7
4/17	West Alabama	W	9-7
4/18	at Troy	L	12-13 (10)
4/21	at WKU*	L	2-5
4/21	at WKU*	L	5-6
4/22	at WKU*	L	12-14
4/24	Auburn	W	18-1
4/25	at Ole Miss	L	8-9 (10)
4/28	at South Alabama*	W	7-5
4/28	at South Alabama*	L	3-10
4/29	at South Alabama*	W	4-3
5/1	at Auburn	L	4-7
5/4	Huntingdon	W	8-5
5/5	at Birmingham Southern	W	5-0
5/5	at Birmingham Southern	W	1-0

* - Sun Belt Conference West Division game

1985 (26-27/5-11 Sun Belt)

Date	Opponent	Result	Score
2/28	Faulkner	W	5-4
3/2	at Samford	L	5-7
3/2	at Samford	L	5-8
3/3	Saginaw Valley State	W	11-0
3/3	Saginaw Valley State	W	14-4
3/4	Valparaiso	W	15-4
3/5	North Alabama	L	4-6
3/6	at Huntingdon	W	9-6
3/7	Auburn	L	11-14 (10)
3/8	Illinois State	W	9-5
3/8	Illinois State	L	2-8
3/9	Illinois State	L	5-6
3/9	Illinois State	L	10-14
3/11	West Alabama	W	18-5
3/12	at Birmingham Southern	W	10-6
3/14	Delta State	L	5-7
3/16	USF*	L	4-6
3/16	USF*	L	6-11
3/17	USF*	L	6-7
3/19	at West Alabama	W	11-0
3/23	UIC	W	5-0
3/24	UIC	W	3-2
3/24	UIC	W	8-5

3/26	Ohio State	W	10-5
3/27	Ohio State	W	6-3
3/28	Alabama 1	L	6-15
3/30	South Alabama*	W	5-4 (11)
3/30	South Alabama*	W	6-5 (8)
3/31	South Alabama*	L	2-3
4/3	Jackson State	W	19-9
4/6	at WKU*	L	6-7
4/6	at WKU*	L	3-7
4/7	at WKU*	L	0-8
4/9	at Auburn	L	8-9
4/10	at Troy	L	1-3
4/10	at Troy	L	0-8
4/13	at USF*	L	4-13
4/13	at USF*	W	10-7
4/14	at USF*	L	3-23
4/16	at North Alabama	W	15-10
4/17	Troy	L	0-6
4/17	Troy	W	6-2
4/18	Ole Miss	W	8-2
4/20	WKU*	W	12-1
4/20	WKU*	L	7-10
4/21	WKU*	L	8-11
4/25	at Faulkner	W	4-2
4/27	at South Alabama*	W	9-3
4/27	at South Alabama*	W	10-9
4/28	at South Alabama*	L	5-10
5/3	Huntingdon	L	3-9
5/4	Birmingham Southern	W	7-4
5/4	Birmingham Southern	L	9-13

* - Sun Belt Conference West Division game
1 - at Rickwood Field

1986 (24-26/7-10 Sun Belt)

Date	Opponent	Result	Score
2/24	West Alabama	W	7-2
2/26	at Samford	W	14-3
3/2	Saginaw Valley State	W	15-5
3/2	Saginaw Valley State	L	4-8
4/7	at Huntingdon	W	11-0
3/6	Ferris State	W	5-2
3/7	Illinois State	W	3-2
3/7	Illinois State	W	7-4
3/8	Illinois State	W	10-8
3/8	Illinois State	L	11-12
3/10	Birmingham Southern	L	5-6
3/11	Ole Miss	L	11-16
3/12	Auburn	L	9-17
3/18	Middle Tennessee	W	10-0
3/18	Middle Tennessee	W	6-5
3/21	at USF*	L	13-14
3/22	at USF*	L	6-19
3/23	at USF*	L	4-9
3/26	Eastern Illinois	W	9-8 (12)
3/27	at Auburn	W	5-11
3/29	WKU*	W	5-2
3/29	WKU*	W	7-4
3/30	WKU*	W	8-4
4/1	Alabama	L	5-9
4/3	at Birmingham Southern	L	2-10
4/5	South Alabama*	L	4-9
4/5	South Alabama*	L	3-8
4/6	South Alabama*	W	9-7
4/9	at Troy	L	4-15
4/9	at Troy	L	4-5
4/11	USF*	L	0-9
4/12	USF*	L	4-6
4/13	USF*	W	4-3
4/16	at Alabama	L	2-9
4/19	at WKU*	L	2-3
4/20	at WKU*	W	6-3
4/22	at West Alabama	W	14-6
4/23	at Ole Miss	L	1-2 (13)
4/26	at South Alabama*	L	2-3
4/26	at South Alabama*	L	6-7
4/27	at South Alabama*	W	6-2
4/29	Faulkner	W	9-0 (F)
4/30	Samford	W	2-0
5/1	Huntingdon	L	5-11
5/2	at Middle Tennessee	L	1-10
5/2	at Middle Tennessee	W	12-3
5/10	Troy	W	6-3
5/10	Troy	W	18-8
5/15	vs. Old Dominion 1	L	5-6
5/16	vs. Jacksonville 1	L	3-5

* - Sun Belt Conference West Division games
1 - Sun Belt Conference Tournament (Tampa, Fla.)

SEASON-BY-SEASON



PETE RANCONT

1987-99
388-328-1 (.541)
13 Seasons

1987

(23-20/8-10 Sun Belt)

Date	Opponent	Result	Score
2/20	vs. Grambling State 1	W	7-1
2/24	Faulkner	W	12-1
2/25	Auburn	L	2-23
3/3	at Alabama	L	5-8
3/4	Montevallo	W	7-1
3/5	Ferris State	W	13-7
3/5	Ferris State	W	4-3
3/7	Virginia	W	21-6
3/8	Virginia	W	9-8
3/11	Birmingham Southern	L	2-3
3/14	Illinois State	L	4-5
3/14	Illinois State	L	2-16
3/15	Illinois State	W	7-2
3/16	Illinois State	L	2-5
3/20	USF*	L	4-15
3/21	USF*	W	7-6
3/22	USF*	L	4-6
3/23	at Florida	L	7-9
3/26	Georgia Southern	W	10-6
3/28	WKU*	W	4-3
3/28	WKU*	W	6-5
3/29	WKU*	W	6-4
3/31	Alabama 2	W	9-8
4/1	at Samford	W	11-8
4/4	at South Alabama*	L	2-11
4/4	at South Alabama*	W	5-4
4/5	at South Alabama*	L	6-7
4/7	Jacksonville State	W	4-0
4/9	at Ole Miss	L	3-13
4/11	USF*	L	5-10
4/11	USF*	W	7-1
4/12	USF*	L	2-4
4/15	Troy	L	1-8
4/15	Troy	L	1-2
4/18	at WKU*	L	0-4
4/18	at WKU*	L	8-9
4/19	at WKU*	W	10-5
4/21	Ole Miss	W	8-7
4/22	at Jacksonville State	L	10-11
4/24	at Montevallo	W	6-5
4/27	Samford	W	3-1
4/29	at Auburn	L	2-8
5/2	South Alabama*	W	2-1
5/2	South Alabama*	L	1-3
5/3	South Alabama	L	9-10

* - Sun Belt Conference West Division game
1 - Louisiana Classic (Lafayette, La.)
2 - at Rickwood Field

1988

(22-28-1/4-12 Sun Belt)

Date	Opponent	Result	Score
2/22	Samford	W	6-4
2/24	at Montevallo	W	12-9
2/25	at Birmingham Southern	L	2-5
2/26	Tennessee State	W	5-4
2/28	Vanderbilt	L	3-4
3/1	at Middle Tennessee	W	3-2
3/1	at Middle Tennessee	W	14-5
3/3	Ferris State	W	6-3
3/4	Evansville	T	7-7 (10)
3/5	Evansville	L	3-5
3/7	at Samford	W	2-1
3/12	Illinois State	L	0-3
3/12	Illinois State	W	7-6
3/13	Illinois State	W	7-1
3/17	at Florida State	L	4-10
3/19	Middle Tennessee	W	4-3
3/22	Middle Tennessee	W	17-13
3/23	West Alabama	L	2-4
3/24	Eastern Illinois	W	7-5
3/26	LA Tech	W	6-2
3/26	LA Tech	L	1-2
3/27	Nicholls State	L	2-8



SEASON-BY-SEASON

3/28	Rider	L	3-6
3/29	Ole Miss	W	12-3
4/2	USF*	W	3-2
4/2	USF*	W	9-6
4/4	at Samford	W	4-2
4/6	Samford	W	8-7
4/7	at Vanderbilt	L	5-14
4/9	at WKU*	L	1-10
4/9	at WKU*	L	5-7
4/10	at WKU*	L	4-9
4/14	Montevallo	W	3-1
4/16	South Alabama*	W	4-3
4/16	South Alabama*	L	0-2 (13)
4/16	South Alabama*	L	4-5
4/20	at Mississippi State	L	2-5
4/21	at Mississippi State	L	4-9
4/23	WKU*	L	6-9
4/23	WKU*	L	2-10
4/24	WKU*	L	5-8 (10)
4/26	at Ole Miss	L	4-8
4/28	Jacksonville State	L	3-5 (11)
4/30	at USF*	L	2-3
4/30	at USF*	L	6-7 (10)
5/3	at Auburn	L	1-4
5/7	at South Alabama*	L	6-15
5/7	at South Alabama*	W	5-2
5/8	at South Alabama*	L	0-6
5/10	at Southern Miss	L	5-6
5/11	at Southern Miss	W	6-2

* - Sun Belt Conference West Division game

1989 (28-27-7-11 Sun Belt)

Date	Opponent	Result	Score
2/24	at Alabama	W	10-1
2/25	Vanderbilt	L	5-7
2/27	at Montevallo	W	8-4
2/28	Samford	W	4-2
3/2	Ferris State	W	6-3
3/3	Evansville	W	5-1
3/5	Evansville	L	3-2
3/7	Saginaw Valley State	L	8-9
3/9	Illinois State	W	8-7
3/9	Illinois State	W	2-1
3/10	Illinois State	W	7-5
3/11	Middle Tennessee	W	8-4
3/12	Middle Tennessee	L	4-7
3/15	Montevallo	W	7-6
3/17	at Jackson State	L	5-6
3/18	at LA Tech	L	3-6
3/19	at LA Tech	L	0-2
3/20	at Nicholls State	W	5-3
3/25	USF*	W	11-6
3/25	USF*	W	7-1
3/26	USF*	W	8-6
3/28	Alabama State	W	13-2
4/1	at USF*	L	3-7
4/1	at USF*	L	4-8
4/2	at USF*	L	3-16
4/5	at Samford	W	5-3
4/5	at Samford	L	0-6
4/6	at Ole Miss	L	3-5
4/8	WKU*	L	4-12
4/8	WKU*	L	2-7
4/9	WKU*	W	9-2
4/11	Ole Miss	W	7-5
4/13	at Vanderbilt	L	2-12
4/15	at WKU*	W	7-3
4/15	at WKU*	L	4-5
4/16	at WKU*	L	5-15
4/18	at Alabama State	W	9-1
4/20	at Middle Tennessee	W	8-4 (11)
4/21	at Middle Tennessee	L	5-10
4/24	at Birmingham Southern	W	11-6
4/25	Samford	W	9-2
4/26	at Auburn	L	1-4
4/27	vs. Alabama 1	L	3-14
4/29	at South Alabama*	L	1-5
4/29	at South Alabama*	L	5-6 (12)
4/30	at South Alabama*	L	6-8
5/2	Birmingham Southern	W	10-1
5/3	at Tennessee	W	5-1
5/6	South Alabama*	L	0-1
5/6	South Alabama*	W	2-1 (8)
5/7	South Alabama*	W	5-4 (13)
5/9	Southern Miss	L	0-3
5/10	Southern Miss	L	2-5
5/17	at Jacksonville 2	L	0-5

5/18	vs. Charlotte 2	L	12-14
------	-----------------	---	-------

* - Sun Belt Conference West Division game
1 - at Hoover Met
2 - Sun Belt Conference Tournament (Jacksonville, Fla.)

1990 (27-26-8-10 Sun Belt)

Date	Opponent	Result	Score
2/19	Samford	W	4-3
2/21	Montevallo	W	12-5
2/23	Radford	W	1-0
2/23	Radford	W	11-7
2/27	at Samford	W	13-1
2/28	Alabama	W	4-3
3/5	Valparaiso	W	9-0
3/6	at Alabama	W	9-5
3/7	at Auburn	L	6-11
3/9	at Middle Tennessee	L	1-6
3/10	at Middle Tennessee	L	6-9
3/13	Alabama State	W	13-4
3/14	Austin Peay	W	6-3
3/16	Middle Tennessee	W	2-1
3/17	Middle Tennessee	L	1-3
3/19	vs. Eastern Kentucky 1	L	3-7
3/20	vs. Eastern Kentucky 1	L	3-9
3/21	vs. UMass 2	L	6-10 (10)
3/22	vs. UIC 2	W	7-3
3/24	at USF*	W	7-0
3/24	at USF*	L	3-10
3/25	at USF*	W	6-5
3/27	Auburn	W	2-1
3/28	Birmingham Southern	L	5-7
3/31	USF*	W	5-3
3/31	USF*	W	4-1
4/1	USF*	L	3-6
4/3	vs. Montevallo 3	L	7-8
4/4	Tennessee	L	0-4
4/7	at WKU*	W	15-0
4/7	at WKU*	W	3-0
4/8	at WKU*	L	2-4
4/11	at Samford	W	12-4
4/12	at Vanderbilt	W	6-4
4/14	WKU*	L	0-2
4/14	WKU*	L	2-5
4/15	WKU*	W	9-8
4/17	at Ole Miss	L	8-9
4/19	vs. Alabama 4	W	6-4 (10)
4/24	at Alabama State	W	15-0
4/28	South Alabama*	W	5-4
4/28	South Alabama*	L	2-3 (14)
4/29	South Alabama*	L	2-8
5/1	Samford	L	0-6
5/2	Birmingham Southern	W	14-3
5/5	at South Alabama*	L	2-3 (8)
5/5	at South Alabama*	L	0-1
5/6	at Southern Miss	W	10-3
5/9	at Southern Miss	L	0-1
5/10	Vanderbilt	L	0-1 (10)
5/16	vs. Old Dominion 5	L	7-9
5/17	vs. Jacksonville 5	L	4-10

* - Sun Belt Conference West Division game
1 - at Baseball City, Fla.
2 - at DeLand, Fla.
3 - at Kiwanis Classic (Selma, Ala.)
4 - at Hoover Met
5 - Sun Belt Conference Tournament (Mobile, Ala.)

1991 (29-30-9-7 Sun Belt)

Date	Opponent	Result	Score
2/15	vs. The Citadel 1	W	10-6
2/16	vs. Tennessee Tech 1	W	6-2
2/20	at Alabama	L	5-6
2/23	Middle Tennessee	L	4-8
2/24	Middle Tennessee	L	6-10
2/26	Jacksonville State	L	0-4
2/27	Alabama	L	1-9
2/28	at Samford	W	14-5
3/1	Kentucky	L	5-9
3/4	Valparaiso	W	10-4
3/5	ULM	W	11-3
3/6	at Montevallo	L	5-10
3/8	Illinois State	L	3-5
3/9	Illinois State	L	5-9

3/12	Southern Miss	L	5-7
3/13	Southern Miss	W	7-2
3/20	Eastern Kentucky	W	13-7
3/21	Eastern Kentucky	L	1-6
3/22	Samford	W	17-0
3/26	Ole Miss	L	11-12
3/27	at Troy	W	6-4
3/30	at South Alabama*	L	8-12
3/30	at South Alabama*	L	0-8
3/31	at South Alabama*	W	8-6
4/3	Troy	W	6-4
4/6	WKU*	W	9-5
4/6	WKU*	W	7-6
4/7	WKU*	W	12-8
4/10	Samford	W	7-5
4/11	at Vanderbilt	L	2-6
4/13	USF*	W	8-2
4/13	USF*	W	5-2
4/14	USF*	W	10-0
4/16	at Ole Miss	W	3-2
4/18	Montevallo	L	4-6
4/20	at USF*	L	8-10
4/20	at USF*	L	4-6
4/21	at USF*	L	3-4
4/23	at Middle Tennessee 2	W	9-3
4/24	at Samford	L	4-8
4/27	South Alabama*	L	4-15
4/30	at Auburn	L	5-6 (11)
5/1	Auburn 3	W	5-4
5/2	Birmingham Southern	L	2-4
5/4	at WKU*	L	2-8
5/4	at WKU*	W	7-0 (F)
5/5	at WKU*	W	7-6 (10)
5/7	at Southern Miss	L	3-8
5/8	at Southern Miss	L	2-5
5/9	Vanderbilt	W	7-2
5/15	vs. Old Dominion 4	W	13-0
5/16	at Jacksonville 4	L	4-6
5/17	vs. South Alabama 4	W	4-3
5/17	at Jacksonville 4	W	5-1
5/18	vs. Old Dominion 4	W	3-2
5/24	at Texas 5	L	3-16
5/25	vs. Rutgers 5	W	10-9
5/26	vs. Oklahoma State 5	L	7-8 (10)

* - Sun Belt Conference West Division game
1 - at Macon, Ga.
2 - at Tullahoma, Tenn.
3 - at Hoover Met
4 - Sun Belt Conference Tournament (Jacksonville, Fla.)
5 - NCAA Central Regional (Austin, Texas)

1992 (43-18-17-1 Great Midwest)

Date	Opponent	Result	Score
2/16	Vanderbilt	W	7-6
2/18	Tennessee State	W	11-8
2/19	Shorter	W	5-3
2/20	Samford	W	8-3
2/22	Middle Tennessee	W	3-2
2/23	Middle Tennessee	L	4-6
2/27	Tennessee Tech	W	3-1
2/28	Austin Peay	W	13-7
2/29	Middle Tennessee 1	L	2-4
3/1	at Alabama	L	1-6
3/4	Jacksonville State	W	6-5 (11)
3/7	Ohio State	W	2-1
3/7	Ohio State	L	1-7
3/8	Ohio State	W	11-10
3/10	Valparaiso	W	5-2
3/12	Northern Illinois	W	9-5
3/13	Mississippi State	L	1-8
3/14	Mississippi State	L	0-5
3/15	at Vanderbilt	L	6-9
3/18	at Coastal Carolina	W	5-2
3/19	at Coastal Carolina	L	6-7
3/20	at Coastal Carolina	W	12-7 (12)
3/21	vs. Towson 2	W	17-9
3/26	at Middle Tennessee	L	0-1
3/26	at Middle Tennessee	L	1-4
3/31	Lincoln Memorial	W	10-7
4/1	at Samford	W	16-7
4/4	at Memphis*	W	5-1
4/4	at Memphis*	W	10-1
4/5	at Memphis*	L	3-6
4/7	Southern Miss	L	3-7
4/8	Southern Miss	W	8-4
4/9	at Samford	W	10-6
4/11	Cincinnati	W	5-4



4/11	Cincinnati*	W	2-0
4/12	Cincinnati	W	11-2
4/14	Samford	W	4-3
4/15	Missaps	W	11-3
4/15	Missaps	W	20-2
4/18	Saint Louis*	W	7-6 (10)
4/18	Saint Louis*	W	6-4
4/19	Saint Louis*	W	11-10
4/22	Alabama 3	L	0-6
4/25	at Cincinnati*	W	4-3
4/25	at Cincinnati*	W	3-1
4/26	at Cincinnati*	W	4-1 (10)
4/29	at Auburn	L	1-8
4/30	Auburn	L	2-5
5/2	at Saint Louis*	W	7-4
5/2	at Saint Louis*	W	14-5
5/3	at Saint Louis*	W	8-3
5/5	at Southern Miss	L	4-14
5/6	at Southern Miss	L	4-7
5/9	Memphis*	W	5-4
5/9	Memphis*	W	5-3
5/10	Memphis*	W	14-4
5/13	Saint Louis 4	W	1-0
5/13	Cincinnati 4	L	1-2
5/14	Saint Louis 4	W	8-1
5/14	Cincinnati 4	W	12-5
5/15	Cincinnati 4	W	10-5

* - Great Midwest Conference game

1 - at Hoover Met

2 - at Conway, S.C.

3 - Big Four Classic (Hoover Met)

4 - Great Midwest Conference Tournament (Birmingham, Ala.)

1993

(35-23/12-6 Great Midwest)

Date	Opponent	Result	Score
2/17	at Samford	W	4-3
2/19	Shorter	W	10-3
2/21	Vanderbilt	W	11-5
2/23	Siena Heights	W	8-3
2/24	at Troy	L	7-8 (10)
2/26	Kentucky	W	3-1
2/27	Kentucky	L	1-8
2/27	Tennessee Tech	W	16-9
2/28	Tennessee Tech	W	12-0
3/3	LA Tech	W	6-3
3/4	LA Tech	W	3-0
3/6	at Mississippi State	W	6-4
3/7	at Mississippi State	L	7-19
3/9	Middle Tennessee	W	15-14
3/10	Middle Tennessee	W	10-6
3/20	at USF	L	4-5
3/20	at USF	L	3-8
3/23	Southern Miss	W	6-4
3/24	Southern Miss	L	5-10
3/25	at WKU	L	2-12
3/30	at Middle Tennessee	W	8-7
3/31	at Middle Tennessee	L	6-7
4/3	at Memphis*	W	10-7
4/3	at Memphis*	L	0-2
4/4	at Memphis*	L	3-4
4/6	Tennessee State	W	4-3
4/7	at Alabama	W	9-8
4/8	Alabama	L	2-4
4/9	Missaps	W	7-4
4/10	Cincinnati*	W	9-3
4/10	Cincinnati*	W	14-1
4/11	Cincinnati*	W	9-4
4/13	at Auburn	L	1-20
4/14	at Tennessee State	W	15-5
4/15	Jacksonville State	W	7-4
4/17	Saint Louis*	W	8-0
4/17	Saint Louis*	W	6-3
4/18	Saint Louis*	W	7-6
4/20	Samford	W	6-4
4/21	Auburn 1	L	1-4
4/24	at Cincinnati*	L	8-26
4/24	at Cincinnati*	W	11-7
4/25	at Cincinnati*	W	10-5
4/27	Troy	L	6-8
4/28	at Auburn	L	1-5
5/1	at Saint Louis*	L	7-8
5/1	at Saint Louis*	W	7-3
5/2	at Saint Louis*	W	1-0
5/4	at Southern Miss	L	2-7
5/5	at Southern Miss	L	4-9
5/8	Memphis*	L	4-11
5/8	Memphis*	L	5-10

5/9	Memphis*	W	6-4
5/14	vs. Saint Louis 2	L	5-11
5/15	vs. Cincinnati 2	W	7-1
5/15	vs. Saint Louis 2	W	7-4
5/16	at Memphis 2	W	6-2
5/16	at Memphis 2	L	3-4

* - Great Midwest Conference game

1 - Big Four Classic (Hoover Met)

2 - Great Midwest Conference Tournament (Memphis, Tenn.)

1994

(32-23/16-6 Great Midwest)

Date	Opponent	Result	Score
2/19	at Tennessee Tech	W	14-3
2/25	WKU	W	10-8
2/26	Eastern Kentucky 1	L	2-9
2/27	Kentucky	L	4-7
3/4	at LSU	L	5-11
3/5	at LSU	L	5-6
3/6	at LSU	L	6-17
3/8	Middle Tennessee	L	3-13
5/13	Valparaiso	W	9-2
3/12	Dayton*	W	6-3
3/12	Dayton*	W	10-5
3/13	Dayton*	W	3-1
3/14	Butler	W	8-0
3/18	Michigan State	L	8-13
3/19	at Mississippi State	W	6-3
3/20	at Mississippi State	W	7-3
3/22	Jacksonville State	L	2-3
3/23	Auburn	W	9-3
3/26	at Saint Louis*	W	10-2
3/26	at Saint Louis*	W	5-0
3/29	at Southern Miss	L	4-8
3/30	at Southern Miss	L	1-3
4/2	Memphis*	L	7-14
4/2	Memphis*	L	6-14
4/3	Memphis*	L	0-2
4/5	Southern Miss	L	1-3
4/6	Southern Miss	W	9-2
4/9	Cincinnati*	W	10-5
4/9	Cincinnati*	W	20-1
4/10	Cincinnati*	L	1-13
4/13	at Ole Miss	W	9-4
4/16	at Dayton*	W	15-14
4/16	at Dayton*	W	5-2
4/17	at Dayton*	W	11-7
4/20	Alabama	L	2-3
4/22	at Samford	W	8-7
4/23	Samford	W	14-1
4/23	Samford	W	5-1
4/26	Auburn	L	2-7
4/27	at Alabama	L	1-2 (11)
4/30	Saint Louis*	W	8-1
4/30	Saint Louis*	W	8-7 (10)
5/1	Saint Louis*	W	4-2
5/3	at Middle Tennessee	L	4-10
5/7	at Memphis*	W	7-3
5/7	at Memphis*	L	5-6
5/10	Vanderbilt	W	13-12
5/11	at Auburn	L	3-9
5/14	at Cincinnati*	W	8-5
5/15	at Cincinnati*	W	7-6
5/15	at Cincinnati*	L	5-7
5/20	at Cincinnati 2	W	5-2
5/21	vs. Memphis 2	W	8-1
5/22	vs. Memphis 2	L	5-8
5/22	vs. Memphis 2	W	14-5

* - Great Midwest Conference game

1 - at Hoover Met

2 - Great Midwest Conference Tournament (Cincinnati, Ohio)

1995

(34-22/13-9 Great Midwest)

Date	Opponent	Result	Score
2/18	at Vanderbilt	W	6-2
2/24	Middle Tennessee	W	6-4
2/25	Murray State 1	L	4-5
2/26	Vanderbilt	W	16-14
3/1	Jacksonville State	W	10-5
3/2	Auburn	L	6-9
3/4	at LA Tech	W	3-0
3/5	at LA Tech	L	5-8
3/7	at Mississippi State	L	4-13
3/9	Penn State	W	3-1
3/11	Dayton*	W	16-7

SEASON-BY-SEASON

3/11	Dayton*	W	15-1
3/12	Dayton*	W	7-3
3/13	Valparaiso	W	13-9
3/14	UT-Martin	W	11-8
3/17	at UT-Martin	W	11-3
3/18	Middle Tennessee	L	6-9
3/19	Middle Tennessee	L	5-6
3/20	Middle Tennessee	L	4-10
3/22	Auburn	L	2-16
3/25	at Memphis*	W	3-2
3/25	at Memphis*	L	1-4
3/26	at Memphis*	L	0-18
3/28	Southern Miss	W	8-7
3/29	Southern Miss	W	13-6
4/1	Memphis*	L	2-8
4/1	Memphis*	W	5-1
4/2	Memphis*	W	10-1
4/4	at Southern Miss	W	8-6
4/5	at Southern Miss	W	5-2
4/8	Saint Louis*	W	16-1
4/8	Saint Louis*	W	10-7
4/9	Saint Louis*	W	10-9 (10)
4/12	at Alabama	W	6-0
4/15	at Dayton*	W	13-5
4/15	at Dayton*	W	13-7
4/16	at Dayton*	W	20-5
4/18	at Auburn	L	3-10
4/19	at Auburn	L	5-8
4/20	Missaps	W	15-1
4/24	Samford	W	13-3
4/25	at Samford	W	7-3
4/29	at Saint Louis*	L	9-10
4/29	at Saint Louis*	W	14-4
5/2	at Middle Tennessee	W	4-2
5/3	at Middle Tennessee	W	4-3
5/6	Cincinnati*	L	8-10
5/6	Cincinnati*	L	4-7
5/7	Cincinnati*	L	5-9
5/9	Alabama	L	6-10
5/10	Missaps	W	5-1
5/10	Missaps	W	7-4
5/14	at Cincinnati*	L	1-2
5/14	at Cincinnati*	L	2-3
5/19	vs. Dayton 2	L	2-3
5/19	vs. Memphis 2	L	0-5

* - Great Midwest Conference game

1 - at Hoover Met

2 - Great Midwest Conference Tournament (St. Louis, Mo.)

1996

(33-25/13-11 Conference USA)

Date	Opponent	Result	Score
2/23	Murray State	L	6-8
2/24	Eastern Kentucky	W	14-6
2/25	Tennessee Tech	W	10-9
2/27	Shorter	W	7-3
2/29	Alabama State	W	7-1
3/2	at Tennessee Tech	W	7-5
3/3	at Tennessee Tech	W	16-3
3/7	Valparaiso	L	6-8
3/8	vs. Ohio State 1	L	3-6
3/9	vs. Troy 1	W	4-3
3/10	vs. Kent State 1	W	7-0
3/12	Ole Miss	L	1-11
3/13	at Jacksonville State	L	2-6
3/15	at Saint Louis*	W	19-10
3/16	at Saint Louis*	W	12-3
3/17	at Saint Louis*	L	6-7
3/20	Auburn	L	1-2 (10)
3/21	Eastern Kentucky	W	8-1
3/23	Centenary	W	11-8
3/24	Centenary	W	15-5
3/26	at Middle Tennessee	W	12-2
3/27	at Middle Tennessee	W	17-6
3/29	Cincinnati*	W	4-2
3/30	Cincinnati*	W	13-1
3/31	Cincinnati*	W	12-2
4/2	Mississippi State	L	5-10
4/3	Mississippi State	L	1-7
4/5	Louisville*	W	9-2
4/6	Louisville*	L	6-8
4/7	Louisville*	W	12-6
4/9	at Jacksonville State	W	21-6
4/10	at Alabama	L	6-17
4/11	at Alabama	L	7-10
4/12	Southern Miss*	W	16-3
4/13	Southern Miss*	W	7-5



SEASON-BY-SEASON

4/14	Southern Miss*	L	5-10
4/16	at Samford	W	10-4
4/17	Alabama	L	5-12
4/18	Millspass*	W	8-7
4/19	Tulane*	L	3-4
4/20	Tulane*	L	4-8
4/21	Tulane*	L	1-4
4/23	Middle Tennessee	W	4-3
4/24	Middle Tennessee	L	4-6
4/26	at Charlotte*	L	1-4
4/27	at Charlotte*	W	11-0
4/28	at Charlotte*	W	7-1
4/30	at Auburn	W	5-3
5/1	Samford	W	4-3
5/3	at Memphis*	W	12-8
5/4	at Memphis*	W	8-4
5/5	at Memphis*	L	6-7
5/7	Samford	W	6-1
5/10	USF*	L	3-10
5/11	USF*	L	2-5
5/12	USF*	L	1-11
5/16	vs. Charlotte 2	L	9-17
5/17	vs. USF 2	L	7-9

* - Conference USA game

1 - Blue-Gray Classic (Montgomery, Ala.)

2 - Conference USA Tournament (Hattiesburg, Miss.)

1997

(31-29/14-13 Conference USA)

Date	Opponent	Result	Score
2/14	VMI	W	18-5
2/15	at Vanderbilt	L	5-6 (11)
2/16	VMI	W	16-3
2/19	Samford	W	11-9
2/21	Murray State	W	9-7
2/22	Tennessee Tech	L	4-11
2/23	Tennessee Tech	L	0-4
2/25	Alabama State	W	6-4
2/26	at Alabama State	W	8-3
3/4	Vanderbilt	L	2-14
3/7	vs. Illinois 1	L	4-6
3/8	vs. Kent State 1	W	9-2
3/9	vs. Southeastern La. 1	W	11-6
3/11	Middle Tennessee	W	1-0
3/12	Middle Tennessee	L	12-13 (10)
3/14	at USF*	L	2-12
3/15	at USF*	L	4-13
3/16	at USF*	L	9-10 (10)
3/18	at Jacksonville State	L	0-7
3/19	at Alabama	L	2-11
3/21	Memphis*	W	2-0
3/22	Memphis*	W	3-2
3/23	Memphis*	W	3-1
3/25	Auburn	L	7-9
3/26	at Jacksonville State	L	2-6
3/28	Charlotte*	W	6-4
3/29	Charlotte*	L	5-6
3/30	Charlotte*	L	1-7
4/1	Mississippi State	W	5-3
4/2	Mississippi State	W	15-3
4/4	at Tulane*	L	4-14
4/5	at Tulane*	L	6-7 (11)
4/6	at Tulane*	L	5-9
4/8	Samford	L	4-5 (11)
4/9	Alabama 2	W	10-2
4/11	at Southern Miss*	L	2-3 (10)
4/12	at Southern Miss*	L	3-8
4/13	at Southern Miss*	L	8-9
4/15	Jacksonville State	L	2-12
4/16	at Auburn	L	8-9
4/18	Louisville*	L	3-10
4/19	Louisville*	W	12-1
4/20	Louisville*	W	9-5
4/23	at Samford	W	10-8
4/25	at Cincinnati*	W	9-2
4/26	at Cincinnati*	W	17-9
4/27	at Cincinnati*	W	14-8
5/2	at Houston*	W	8-7
5/3	at Houston*	L	9-12
5/4	at Houston*	W	13-6
5/6	at Middle Tennessee	L	4-9
5/7	at Middle Tennessee	W	16-8
5/9	Saint Louis*	W	6-4
5/10	Saint Louis*	W	5-4 (10)
5/11	Saint Louis*	W	11-6
5/16	vs. USF 3	L	2-5
5/15	vs. Saint Louis	W	6-2
5/16	vs. USF 3	W	5-3

5/17	vs. Houston 3	W	6-5 (12)
5/17	vs. Houston 3	L	8-10

* - Conference USA game

1 - Blue-Gray Classic (Montgomery, Ala.)

2 - at Hoover Met

3 - Conference USA Tournament (New Orleans, La.)

1998

(29-24/15-12 Conference USA)

Date	Opponent	Result	Score
2/14	Vanderbilt	L	8-11
2/18	at Vanderbilt	L	0-1
2/24	at Ole Miss	L	8-9
2/25	Jacksonville State	W	12-9
2/28	at Tennessee Tech	W	22-7
3/1	at Tennessee Tech	W	15-10
3/3	Middle Tennessee	W	15-7
3/4	Middle Tennessee	W	15-13
3/7	vs. Winthrop 1	W	9-4
3/10	Tennessee Tech	W	18-8
3/11	Tennessee Tech	W	8-3
3/13	at Charlotte*	W	5-2
3/14	at Charlotte*	W	12-8
3/15	at Charlotte*	W	10-8 (10)
3/17	Alabama State	W	16-3
3/20	Southern Miss*	W	7-6 (10)
3/21	Southern Miss*	W	8-7 (10)
3/22	Southern Miss*	L	3-6
3/24	at Auburn	L	3-4
3/27	Cincinnati*	W	21-8
3/28	Cincinnati*	W	20-8
3/29	Cincinnati*	W	12-7
3/31	at Jacksonville State	W	8-4
4/1	Auburn	L	4-8
4/3	at Louisville*	W	15-9
4/4	at Louisville*	L	5-12
4/5	at Louisville*	L	9-10
4/7	Samford	W	23-4
4/10	at Saint Louis*	L	8-10
4/11	at Saint Louis*	L	1-3
4/12	at Saint Louis*	W	15-4
4/14	at Mississippi State	L	1-10
4/15	at Mississippi State	L	5-8
4/17	Houston*	L	2-4
4/19	Houston*	L	6-7
4/19	Houston*	L	4-5
4/21	at Samford	L	8-13
4/22	Alabama	W	4-3
4/24	Tulane*	L	5-9
4/25	Tulane*	L	2-7
4/26	Tulane*	L	4-10
4/28	Jacksonville State	L	7-8
4/29	at Alabama	L	0-4
5/1	at Memphis*	W	4-3 (10)
5/2	at Memphis*	W	6-9
5/3	at Memphis*	W	7-1
5/5	at Middle Tennessee	W	16-4
5/6	USF*	W	12-2
5/9	USF*	W	8-1
5/10	USF*	W	5-1
5/13	vs. Louisville 2	L	8-9
5/14	vs. Saint Louis 2	W	4-1
5/15	vs. Louisville 2	L	6-11

* - Conference USA game

1 - Blue-Gray Classic (Montgomery, Ala.)

2 - Conference USA Tournament (New Orleans, La.)

1999

(22-31/7-20 Conference USA)

Date	Opponent	Result	Score
2/13	Jacksonville State	W	5-1
2/16	at Belmont	W	8-4
2/17	at Vanderbilt	L	2-13
2/20	vs. Minnesota 1	W	13-6
2/21	at South Alabama 1	L	5-10
3/2	Ole Miss	W	20-15
3/6	at Tennessee Tech	L	1-8
3/7	at Tennessee Tech	W	9-5
3/9	Vanderbilt	W	12-7
3/10	Butler	W	12-0
3/14	Milwaukee	L	7-11
3/14	Milwaukee	W	4-3
3/19	at Cincinnati*	W	8-2
3/20	at Cincinnati*	L	3-9
3/21	at Cincinnati*	W	11-7
3/23	at Middle Tennessee	W	10-7

3/24	at Middle Tennessee	W	13-1
3/26	Saint Louis*	W	7-2
3/27	Saint Louis*	W	16-15
3/28	Saint Louis*	L	1-12
3/30	Samford	L	4-7
4/2	at Tulane*	L	2-6
4/3	at Tulane*	L	3-9
4/4	at Tulane*	L	1-10
4/6	at Auburn	L	5-17
4/7	Belmont	W	11-10 (11)
4/9	at Southern Miss*	L	8-9 (11)
4/10	at Southern Miss*	L	6-12
4/11	at Southern Miss*	L	1-2 (10)
4/14	Alabama	L	4-30
4/16	Memphis*	W	8-7
4/17	Memphis*	L	3-5
4/18	Memphis*	W	13-9
4/20	Mississippi State	L	1-15
4/21	Mississippi State	W	8-6
4/23	Charlotte*	L	5-8
4/24	Charlotte*	L	4-7 (10)
4/25	Charlotte*	W	16-3
4/28	at Alabama	L	5-22
4/30	at USF*	L	3-26
5/1	at USF*	L	14-15 (11)
5/2	at USF*	L	6-13
5/4	Middle Tennessee	L	7-8
5/5	Middle Tennessee	W	21-11
5/7	at Houston*	L	1-9
5/8	at Houston*	L	2-4
5/9	at Houston*	L	4-5
5/11	Tennessee Tech	W	21-16
5/12	Tennessee Tech	W	12-8
5/14	Louisville*	L	7-9
5/15	Louisville*	L	7-16
5/16	Louisville*	L	3-9
5/18	vs. Cincinnati 2	L	7-8

* - Conference USA game

1 - Coca-Cola Classic (Mobile, Ala.)

2 - Conference USA Championship (Millington, Tenn.)



**LARRY
GIANGROSSO**

2000-06

176-222 (.442)

7 Seasons

2000

(28-32/10-15 Conference USA)

Date	Opponent	Result	Score
2/9	Auburn	L	0-6
2/12	at Alabama State	W	19-13
2/13	Alabama State	W	24-6
2/16	at Auburn	L	6-11
2/19	vs. Mississippi State 1	L	1-17
2/20	at South Alabama 1	L	4-5 (12)
2/22	at Vanderbilt	L	4-6
2/25	Kentucky	L	3-4
2/26	Eastern Illinois	W	2-1
2/27	Eastern Illinois	W	8-12
3/1	at Alabama	L	10-3
3/5	at Tennessee Tech	W	5-3
3/7	Jacksonville State	W	20-9
3/8	Vanderbilt	W	12-2
3/11	Evansville	W	9-1
3/12	Evansville	W	5-2
3/17	at South Alabama	W	10-3
3/17	USF*	L	2-4
3/18	USF*	W	11-10
3/18	USF*	W	6-15
3/21	Middle Tennessee	W	5-3
3/22	Middle Tennessee	W	6-4
3/24	at Charlotte*	L	2-6
3/25	at Charlotte*	L	1-9
3/26	at Charlotte*	W	11-4
3/28	at Middle Tennessee	L	2-4
3/29	at Middle Tennessee	L	2-6
3/31	Houston*	L	3-16
4/4	at Mississippi State	L	6-9
4/7	at Memphis*	L	7-10
4/8	at Memphis*	L	1-6
4/9	at Memphis*	L	6-9
4/11	Belmont	W	23-8
4/12	at Georgia	L	8-9 (10)



4/14	Tulane*	L	3-14
4/15	Tulane*	L	2-10
4/16	Tulane*	W	9-8
4/18	Tennessee Tech	L	3-6
4/19	Tennessee Tech	L	3-7
4/21	Southern Miss*	L	1-12
4/22	Southern Miss*	L	0-3
4/23	Southern Miss*	W	10-7
4/25	at Samford	L	8-9
4/28	at Louisville*	L	3-8
4/29	at Louisville*	W	15-2
4/30	at Louisville*	W	7-6 (10)
5/2	Samford	W	10-4
5/5	Cincinnati*	L	8-10
5/6	Cincinnati*	W	3-2
5/7	Cincinnati*	W	12-11
5/9	South Alabama	W	5-3
5/10	Mississippi State	L	7-18
5/12	at Saint Louis*	W	9-8
5/13	at Saint Louis*	L	4-5
5/14	at Saint Louis*	W	7-2
5/17	vs. Tulane 2	W	11-4
5/18	vs. Cincinnati 2	L	4-9
5/19	vs. Southern Miss 2	W	10-6
5/20	vs. Cincinnati 2	L	6-15

* - Conference USA game

1 - Coca-Cola Classic (Mobile, Ala.)

2 - Conference USA Tournament (St. Petersburg, Fla.)

2001

(25-30/6-21 Conference USA)

Date	Opponent	Result	Score
2/13	Alabama State	W	19-2
2/16	Southern Illinois	W	11-7
2/17	Southern Illinois	L	7-8 (15)
2/19	Southern Illinois	L	1-6
2/20	at Belmont	W	3-2
2/21	at Vanderbilt	L	3-4
2/23	Lipscomb	L	0-6
2/24	Lipscomb	W	17-5
2/25	Lipscomb	W	4-3
3/4	Tennessee Tech	W	7-4
3/4	Tennessee Tech	W	2-0
3/6	Vanderbilt	W	6-1
3/7	Southern Miss	W	3-2
3/9	Eastern Illinois	L	5-10
3/10	Eastern Illinois	W	3-1
3/11	Eastern Illinois	W	9-0
3/11	Eastern Illinois	W	12-5
3/16	Saint Louis*	W	4-3
3/17	Saint Louis*	L	0-3
3/18	Saint Louis*	W	4-3
3/21	at Middle Tennessee	L	0-3
3/24	at USF*	L	4-8
3/24	at USF*	L	1-7
3/25	at USF*	L	1-5
3/27	Jacksonville State	W	5-1
3/30	Charlotte*	W	13-6
3/31	Charlotte*	L	4-5
4/1	Charlotte*	L	2-5
4/3	at Mississippi State	W	4-2
4/6	at Houston*	L	0-1 (12)
4/7	at Houston*	L	0-9
4/8	at Houston*	L	3-4 (11)
4/10	at Alabama	W	10-6
4/11	Alabama	W	6-5
4/13	at Cincinnati*	L	5-11
4/14	at Cincinnati*	L	3-14
4/15	at Cincinnati*	L	8-9 (11)
4/17	at Jacksonville State	W	17-4
4/20	Memphis*	L	1-2
4/21	Memphis*	W	2-0
4/22	Memphis*	W	4-2
4/25	at Auburn	L	3-15
4/27	at Tulane*	L	6-11
4/28	at Tulane*	L	4-5
4/29	at Tulane*	L	3-4 (10)
5/1	Auburn	L	2-12
5/2	at Samford	W	4-2
5/4	Louisville*	W	7-0
5/5	Louisville*	L	3-5
5/6	Louisville*	L	0-10
5/8	Samford	W	4-3 (11)
5/9	Mississippi State	L	5-6
5/11	at Southern Miss*	L	1-5
5/12	at Southern Miss*	L	1-12
5/13	at Southern Miss*	L	6-8

* - Conference USA game

2002

(16-40/7-23 Conference USA)

Date	Opponent	Result	Score
2/12	Jacksonville State	L	1-7
2/15	Nicholls State	L	3-6
2/16	Mississippi Valley State	W	11-1
2/17	Kentucky	W	3-3
2/19	at Jacksonville State	L	2-7
2/22	vs. Ohio State 1	L	0-2
2/22	at Mississippi State 1	L	2-4
2/23	vs. Ohio State 1	L	3-4 (10)
3/1	Oakland	W	4-3
3/1	Oakland	W	18-11
3/2	Oakland	W	15-9
3/5	Auburn	L	1-13
3/9	Connecticut	L	3-4
3/9	Connecticut	L	3-7
3/10	Connecticut	W	11-9
3/12	Alabama State	W	10-3
3/15	Houston*	L	2-3
3/16	Houston*	L	1-5
3/17	Houston*	W	6-2
3/19	at Auburn	L	2-9
3/22	at Charlotte*	L	3-6
3/23	at Charlotte*	L	2-4
3/24	at Charlotte*	L	1-11
3/26	Samford	L	3-8
3/29	East Carolina*	L	2-3 (10)
3/30	East Carolina*	L	3-13
3/31	East Carolina*	L	3-6
4/2	at Samford	L	2-6
4/5	at Saint Louis*	L	2-6
4/6	at Saint Louis*	W	8-13
4/6	at Saint Louis*	L	1-4
4/10	Alabama	L	3-5
4/12	Tulane*	L	7-15
4/13	Tulane*	L	1-16
4/14	Tulane*	W	8-7
4/16	at Alabama State	W	6-3
4/19	at Memphis*	W	9-8 (15)
4/20	at Memphis*	L	10-15
4/21	at Memphis*	W	12-2
4/22	at Mississippi State	L	3-8
4/26	Southern Miss*	L	4-5
4/27	Southern Miss*	L	6-7
4/28	Southern Miss*	W	5-4
5/1	Alabama	L	1-8
5/3	at TCU*	L	0-8
5/4	at TCU*	L	8-13
5/5	at TCU*	L	3-7
5/7	at Birmingham Southern	L	5-8
5/8	Birmingham Southern	W	13-6
5/10	at Louisville*	L	3-5
5/11	at Louisville*	L	3-12
5/12	at Louisville*	L	1-7
5/14	Mississippi State	L	1-6
5/16	USF*	L	2-7
5/17	USF*	L	2-16
5/18	USF*	W	4-3 (12)

* - Conference USA game

1 - National Bank of Commerce Classic (Starkville, Miss.)

2003

(27-26/12-17 Conference USA)

Date	Opponent	Result	Score
2/11	at Alabama State	W	13-4
2/14	Mississippi Valley State	W	9-1
2/15	Mississippi Valley State	W	18-5
2/16	Mississippi Valley State	W	12-1
2/18	Birmingham Southern	W	7-2
2/22	Ball State	W	9-6
2/22	Ball State	W	9-6
2/23	Ball State	W	8-5
2/25	Alabama State	W	12-0
2/27	Samford	W	2-1
2/28	Eastern Illinois	W	10-4
3/1	Marshall	W	12-1
3/2	Kentucky	W	5-10
3/4	Mississippi State	L	5-14
3/7	ULM	W	5-0
3/8	ULM	L	13-14
3/9	ULM	W	6-4
3/14	Cincinnati*	W	5-4
3/15	Cincinnati*	L	4-6
3/16	Cincinnati*	W	10-3

SEASON BY SEASON

3/18	at Jacksonville State	L	4-6
3/21	at USF*	L	3-6
3/22	at USF*	W	6-5
3/26	Alabama	L	8-15
3/28	Memphis*	W	4-3 (11)
3/29	Memphis*	W	7-4
3/30	Memphis*	W	2-1
4/1	at Mississippi State	L	4-13
4/4	at Houston*	L	3-4
4/5	at Houston*	L	1-2
4/6	at Houston*	L	2-3
4/11	TCU*	L	0-1
4/12	TCU*	L	0-7
4/13	TCU*	L	2-10
4/15	at Auburn	L	2-4
4/18	at Tulane*	L	8-11
4/19	at Tulane*	L	6-9
4/20	at Tulane*	L	5-6
4/23	at Alabama	L	1-12
4/25	at Southern Miss*	L	3-6
4/26	at Southern Miss*	L	3-6
4/27	at Southern Miss*	L	1-2
4/29	at Birmingham Southern	L	4-6
5/2	Charlotte*	W	8-3
5/3	Charlotte*	L	1-10
5/3	Charlotte*	W	6-5
5/9	at East Carolina*	L	8-11
5/10	at East Carolina*	W	12-8
5/11	at East Carolina*	L	9-12
5/13	at Samford	L	4-7
5/15	Saint Louis*	W	9-0
5/16	Saint Louis*	W	12-4
5/17	Saint Louis*	W	12-4

* - Conference USA game

2004

(30-29/13-16 Conference USA)

Date	Opponent	Result	Score
2/17	at Alabama State	W	8-0
2/20	Murray State	W	15-8
2/21	Murray State	W	10-5
2/22	Murray State	W	6-5 (12)
2/24	Birmingham Southern	W	3-2 (13)
2/27	Marshall	W	7-1
2/28	Marshall	W	4-3
2/29	Marshall	W	5-13
3/3	at Alabama	L	3-5
3/5	Toledo	W	11-6
3/6	Toledo	W	3-2
3/7	Toledo	W	4-0
3/9	Samford	L	5-13 (10)
3/12	Purdue	L	6-7
3/13	Purdue	L	2-4
3/14	Purdue	W	13-4
3/16	Jacksonville State	W	8-6
3/19	Louisville*	W	16-4
3/20	Louisville*	L	5-7 (10)
3/21	Louisville*	L	2-3
3/23	Auburn	L	6-13
3/27	at Saint Louis*	L	6-8
3/27	at Saint Louis*	W	6-5
3/30	at Mississippi State	L	5-6
4/2	Houston*	L	3-9
4/3	Houston*	L	0-8
4/4	Houston*	L	2-5
4/6	at Auburn	L	2-5
4/9	at Memphis*	L	0-9
4/10	at Memphis*	L	3-5
4/11	at Memphis*	L	3-7
4/14	Alabama 1	L	4-5
4/16	Tulane*	L	13-17
4/17	Tulane*	W	11-3
4/18	Tulane*	W	6-5
4/20	Alabama State	W	13-3
4/23	at Charlotte*	W	7-5
4/24	at Charlotte*	W	7-1
4/25	at Charlotte*	W	9-8
4/27	Mississippi State	L	2-12
5/1	Southern Miss*	W	14-5
5/1	Southern Miss*	L	6-7
5/2	Southern Miss*	L	2-6
5/4	at Birmingham Southern	W	8-6
5/7	at TCU*	L	4-5
5/8	at TCU*	W	20-10
5/9	at TCU*	W	10-2
5/11	at Jacksonville State	L	2-3
5/14	USF*	L	5-23
5/15	USF*	W	8-5



SEASON BY SEASON

5/16	USF*	L	3-8
5/18	at Samford	W	16-4
5/20	at Cincinnati*	W	14-3
5/21	at Cincinnati*	W	12-6
5/22	at Cincinnati*	L	4-7
5/26	vs. Tulane 2	W	10-4
5/27	vs. Memphis 2	W	7-6
5/29	vs. Southern Miss 2	L	10-16
5/29	vs. Southern Miss 2	L	7-9

* - Conference USA game

1 - at Hoover Met

2 - Conference USA Tournament (Houston, Texas)

2005

(31-27/14-16 Conference USA)

Date	Opponent	Result	Score
2/18	Central Michigan	W	7-2
2/19	Central Michigan	W	6-5
2/19	Central Michigan	W	7-2
2/24	Alabama	W	7-1
2/25	Ball State	L	6-7
2/26	Ball State	L	5-7
2/26	Ball State	L	10-11
3/1	FAMU	W	6-5 (11)
3/2	FAMU	W	8-3
3/4	at No. 2 LSU	L	6-12
3/5	at No. 2 LSU	L	3-7
3/6	at No. 2 LSU	W	4-3
3/8	Troy	W	5-3
3/11	Tennessee Tech	W	11-10
3/12	Tennessee Tech	W	15-5
3/13	Tennessee Tech	W	10-5
3/15	Butler	W	12-7
3/18	Saint Louis*	W	12-2
3/19	Saint Louis*	W	3-2
3/20	Saint Louis*	W	2-1
3/23	at Birmingham Southern	W	6-3
3/25	at Houston*	L	6-9
3/26	at Houston*	W	7-4 (10)
3/27	at Houston*	L	1-8
3/20	Samford	W	14-4
4/1	at No. 3 Tulane*	L	3-11
4/2	at No. 3 Tulane*	L	3-4
4/3	at No. 3 Tulane*	L	5-13
4/6	at Georgia State	W	3-0
4/8	Memphis*	W	6-3
4/9	Memphis*	W	6-3
4/10	Memphis*	W	17-12
4/12	Birmingham Southern	L	0-12
4/15	at USF*	W	6-1
4/16	at USF*	L	9-11
4/17	at USF*	L	2-11
4/20	at Samford	L	7-10
4/22	Cincinnati*	W	5-2
4/23	Cincinnati*	W	4-3
4/24	Cincinnati*	L	0-1
4/27	at Troy	W	10-8
4/29	Charlotte*	L	7-9
4/30	Charlotte*	W	7-2
5/1	Charlotte*	W	5-2
5/4	at No. 12 Alabama	L	4-5
5/6	at Southern Miss*	L	3-4
5/7	at Southern Miss*	W	8-6
5/8	at Southern Miss*	L	7-8
5/10	at Jacksonville State	W	8-3
5/11	Jacksonville State	L	1-5
5/13	East Carolina*	L	5-18
5/14	East Carolina*	L	6-8
5/15	East Carolina*	L	5-6
5/19	at Louisville*	L	4-5
5/20	at Louisville*	W	5-4
5/21	at Louisville*	L	2-5
5/25	vs. No. 1 Tulane 1	L	6-8
5/26	vs. Houston 1	L	5-7

* - Conference USA game

1 - Conference USA Tournament (Hattiesburg, Miss.)

2006

(19-38, 6-18 Conference USA)

Date	Opponent	Result	Score
2/17	Ball State	W	10-4
2/18	Ball State	L	10-11 (13)
2/19	Ball State	W	3-0
2/22	vs. Michigan 1	W	5-4
2/25	vs. South Alabama 1	W	3-2

2/26	vs. Troy 1	L	7-8
3/1	at Samford	W	10-5
3/3	Mercer	L	0-3 (10)
3/4	Mercer	W	5-2
3/5	Mercer	W	8-1
3/7	Birmingham Southern	W	3-2 (13)
3/8	Georgia State	W	9-8
3/10	Rider	W	13-1
3/11	Rider	W	12-6
3/12	Rider	W	11-7
3/14	No. 6 Mississippi State	L	4-20
3/17	North Carolina A&T	L	2-6
3/18	North Carolina A&T	L	5-6
3/18	North Carolina A&T	W	12-1
3/21	at No. 1 Mississippi State	L	3-10
3/24	at No. 22 Southern Miss*	L	2-8
3/25	at No. 22 Southern Miss*	L	4-7
3/26	at No. 22 Southern Miss*	L	1-12
3/28	at Jacksonville State	L	1-5
3/29	at Kennesaw State	L	6-8
3/31	at LA Tech	L	1-3
4/1	at LA Tech	L	8-11
4/2	at LA Tech	L	2-6
4/5	at No. 10 Alabama	L	3-4
4/7	at No. 3 Rice	L	1-2
4/8	at No. 3 Rice	L	7-8
4/9	at No. 3 Rice	L	3-7
4/11	Jacksonville State	L	4-5
4/14	Marshall*	L	8-22
4/15	Marshall*	L	2-9
4/16	Marshall*	L	3-10
4/18	at Troy	L	4-5
4/21	at UCF*	L	0-9
4/22	at UCF*	W	9-7
4/23	at UCF*	W	16-4
4/26	No. 6 Alabama 2	L	8-14
4/28	No. 13 Houston	L	2-7
4/29	No. 13 Houston	W	7-4
4/29	No. 13 Houston	L	4-9
5/2	at Birmingham Southern	L	4-5
5/5	at Memphis*	L	4-9
5/6	at Memphis*	W	6-2
5/6	at Memphis*	W	9-4
5/12	at East Carolina*	L	7-11
5/13	at East Carolina*	L	1-13
5/14	at East Carolina*	L	2-12
5/18	No. 15 Tulane	L	6-8
5/19	No. 15 Tulane	L	8-17
5/20	No. 15 Tulane	W	20-11
5/24	at No. 1 Rice 3	L	3-9
5/25	vs. Memphis 3	L	2-13

* - Conference USA game

1 - Wiregrass Classic (Dothan, Ala.)

2 - at Hoover Met (Hoover, Ala.)

3 - Conference USA Tournament (Houston, Texas)



BRIAN SHOOP
2007-Present
307-323 (.481)
11 Seasons

2007

(25-33/12-12 Conference USA)

Date	Opponent	Result	Score
2/16	Central Michigan	W	5-4 (11)
2/17	Central Michigan	L	4-5
2/18	Central Michigan	L	3-5
2/20	at Alabama A&M	W	15-2 (7)
2/23	at No. 14 Arizona State	L	3-11
2/24	at No. 14 Arizona State	L	2-13
2/25	at No. 14 Arizona State	L	5-12
2/28	at No. 16 Alabama	L	0-16
3/2	Central Arkansas	W	8-0
3/3	Central Arkansas	W	8-0
3/4	Central Arkansas	L	2-6
3/6	at Mississippi State	L	10-12
3/9	Furman	W	3-2
3/10	Furman	W	5-4 (10)
3/11	Furman	W	6-2
3/13	Purdue	W	15-8
3/14	Purdue	L	4-14
3/16	at Kennesaw State	W	10-3
3/17	at Kennesaw State	L	3-4
3/18	at Kennesaw State	L	4-7

3/20	Troy	W	7-6
3/21	Alabama A&M	W	22-4
3/23	UNC Asheville	L	1-5
3/24	UNC Asheville	W	11-3
3/25	UNC Asheville	L	5-6
3/27	Samford	L	11-12
3/28	at Samford	L	4-5
3/30	UCF*	W	15-5
3/31	UCF*	W	2-1
3/31	UCF*	W	9-7
4/4	Alabama 1	L	1-2
4/6	at Houston*	W	10-5
4/7	at Houston*	L	4-10
4/8	at Houston*	L	3-10
4/13	Memphis*	L	6-7
4/14	Memphis*	L	7-8
4/15	Memphis*	L	4-9
4/17	at Jacksonville State	L	5-14
4/18	Jacksonville State	W	15-5
4/20	at Southern Miss*	W	6-1
4/21	at Southern Miss*	L	4-6
4/22	at Southern Miss*	L	4-8
4/23	Kennesaw State	L	4-6
4/27	No. 3 Rice*	L	2-8
4/28	No. 3 Rice*	L	1-7
4/29	No. 3 Rice*	L	3-6
5/4	at Tulane*	W	11-8 (11)
5/5	at Tulane*	W	4-2 (7)
5/6	at Tulane*	L	1-2 (7)
5/8	at Troy	L	15-20
5/11	at Marshall*	W	10-4
5/12	at Marshall*	W	14-5
5/13	at Marshall*	W	12-1 (8)
5/17	No. 29 East Carolina*	W	11-2
5/18	No. 29 East Carolina*	W	3-2
5/19	No. 29 East Carolina	L	2-10
5/23	vs. Southern Miss 2	L	5-9
5/24	vs. Tulane 2	L	5-13

* - Conference USA game

1 - at Regions Park (Hoover, Ala.)

2 - Conference USA Tournament (Greenville, N.C.)

2008

(26-34/7-17 Conference USA)

Date	Opponent	Result	Score
2/22	Ball State	W	8-7
2/23	Ball State	W	11-10
2/23	Ball State	L	2-3
2/24	Ball State	L	8-15
2/26	at Mississippi State	L	2-9
2/29	Brown	W	4-1
3/1	Brown	W	3-7
3/1	Brown	W	9-6
3/2	Brown	L	5-8
3/4	at Jacksonville State	L	5-6
3/8	at Hawaii-Hilo	L	2-3 (8)
3/8	at Hawaii-Hilo	W	8-5
3/9	at Hawaii-Hilo	W	11-3
3/11	at Hawaii	L	3-4
3/12	at Hawaii	L	1-3
3/18	Mississippi State	L	10-24
3/21	at Memphis*	L	5-10
3/22	at Memphis*	L	2-5
3/23	at Memphis*	L	6-7
3/25	Troy	W	10-5
3/26	Alabama A&M	W	7-2
3/28	Tulane*	L	7-8
3/29	Tulane*	W	8-7
3/30	Tulane*	L	10-12
4/1	at Alabama	L	4-6
4/2	Alabama 1	W	8-5
4/5	Presbyterian	L	2-7
4/6	Presbyterian	W	3-1
4/6	Presbyterian	W	3-2
4/8	at Alabama A&M	W	15-2
4/9	Samford	W	10-6
4/11	at No. 7 Rice*	L	11-13
4/12	at No. 7 Rice*	L	4-11
4/13	at No. 7 Rice*	L	8-12 (10)
4/15	at Kennesaw State	L	2-3
4/16	Kennesaw State	W	11-4
4/18	No. 19 Houston*	W	10-9
4/19	No. 19 Houston*	W	9-4
4/20	No. 19 Houston*	L	4-10
4/23	at Samford	W	16-8
4/25	Marshall*	W	15-3
4/26	Marshall*	L	9-10
4/27	Marshall*	L	6-10



5/2	at No. 30 East Carolina*	L	6-13
5/3	at No. 30 East Carolina*	L	1-17
5/3	at No. 30 East Carolina*	L	7-8
5/6	at Jacksonville State	L	9-11
5/7	Jacksonville State	W	17-3
5/7	Jacksonville State	L	8-17
5/9	at UCF*	L	12-13 (10)
5/10	at UCF*	L	1-6
5/11	at UCF*	W	14-3
5/11	at Troy	W	13-2
5/16	No. 27 Southern Miss*	W	6-0
5/16	No. 27 Southern Miss*	L	5-8
5/17	No. 27 Southern Miss*	W	12-2
5/21	vs. No. 5 Rice 2	W	5-4
5/23	vs. Houston 2	W	5-4
5/24	vs. Houston 2	L	5-10
5/24	vs. Houston 2	L	1-3

* - Conference USA game

1 - at Regions Park (Hoover, Ala.)

2 - Conference USA Tournament (New Orleans, La.)

2009

(31-26/11-12 Conference USA)

Date	Opponent	Result	Score
2/20	Radford	W	8-7
2/21	Radford	W	11-5
2/22	Radford	L	3-4
2/24	at Jacksonville State	W	10-4
2/28	Presbyterian	L	3-5
2/28	Presbyterian	L	3-16
3/3	Jacksonville State	L	6-7
3/6	vs. No. 5 UC Irvine 1	L	5-13
3/7	vs. South Alabama 1	W	13-8
3/8	at No. 6 Baylor 1	L	8-11
3/10	UT Martin	W	13-5
3/11	UT Martin	W	13-2
3/13	vs. Harvard 2	W	16-4
3/14	vs. Harvard 2	W	13-0
3/14	vs. Harvard 2	W	13-7
3/15	Harvard 3	W	11-3
3/18	at No. 25 Mississippi State L	4-8	
3/20	at Houston*	L	1-5
3/21	at Houston*	L	5-6
3/22	at Houston*	W	10-2
3/24	at No. 24 Alabama	L	7-10
3/25	No. 24 Alabama 4	L	6-10
3/27	Savannah State	W	11-5
3/28	Savannah State	W	20-2
3/29	Savannah State	W	8-3
3/31	Samford	W	17-7
4/1	at Samford	W	9-2
4/3	No. 16 East Carolina*	L	3-6
4/4	No. 16 East Carolina*	L	9-15
4/4	No. 16 East Carolina*	L	9-10
4/7	Mississippi State 4	L	0-10
4/10	at Marshall*	W	6-4
4/11	at Marshall*	L	4-6
4/12	at Marshall*	W	13-6
4/14	Alabama A&M	W	12-3 (7)
4/14	Alabama A&M	W	11-1 (7)
4/17	at Southern Miss*	L	4-7
4/18	at Southern Miss*	W	11-5
4/18	at Southern Miss*	W	4-1
4/21	at Troy	L	3-11
4/22	Troy	W	15-8
4/24	UCF*	L	9-29
4/25	UCF*	W	12-8
4/26	UCF*	L	6-12
5/1	Memphis*	W	9-8
5/2	Memphis*	W	9-7
5/5	at Jacksonville State	L	2-8
5/6	Jacksonville State	W	8-5
5/8	at Tulane*	W	8-7
5/9	at Tulane*	L	8-9
5/10	at Tulane*	L	1-3
5/14	No. 4 Rice*	W	7-5
5/15	No. 4 Rice*	L	6-10
5/16	No. 4 Rice*	W	15-12
5/20	vs. Houston 5	W	8-3
5/21	vs. No. 9 Rice 5	L	1-8
5/22	vs. Houston 5	L	1-4

* - Conference USA game

1 - QTT Baylor Classic (Waco, Texas)

2 - Games moved to Pensacola Junior College due to weather

3 - Games moved to Vestavia Hills High School due to weather

4 - Games played at Regions Park (Hoover, Ala.)

5 - Conference USA Tournament (Hattiesburg, Miss.)

2010

(28-35/11-13 Conference USA)

Date	Opponent	Result	Score
2/23	at Mississippi State	L	5-6
2/26	Ball State	L	5-9
2/27	Ball State	W	6-0
2/27	Ball State	W	10-9 (12)
2/28	Ball State	W	6-5
3/3	Kennesaw State	W	10-2
3/5	Eastern Illinois	W	9-2
3/6	Eastern Illinois	L	6-12
3/7	Eastern Illinois	W	4-3
3/9	Alabama A&M	W	12-1
3/11	at San Diego State 1	L	7-8
3/12	at San Diego State 1	L	2-5
3/13	vs. San Francisco 1	L	8-14
3/14	vs. No. 26 Cal State Fullerton 1	L	2-12
3/19	Western Illinois	W	10-3
3/20	Western Illinois	W	8-7
3/20	Western Illinois	W	12-8
3/23	at Kennesaw State	W	4-1
3/26	Southern Miss*	W	4-2
3/27	Southern Miss*	W	13-8
3/27	Southern Miss*	L	3-14 (7)
3/30	Alabama State	W	16-6
3/31	Alabama 2	W	6-4
4/2	at UCF*	L	7-16
4/3	at UCF*	W	7-2
4/3	at UCF*	W	6-1
4/6	at No. 19 Alabama	W	6-4
4/9	Marshall*	L	3-7
4/10	Marshall*	W	12-4
4/11	Marshall*	L	4-14 (7)
4/13	at Troy	W	11-5
4/14	Troy	L	4-8
4/16	at No. 26 East Carolina*	L	3-6
4/17	at No. 26 East Carolina*	L	7-12
4/18	at No. 26 East Carolina*	L	5-6 (12)
4/20	Samford	L	1-8
4/21	at Samford	L	10-11
4/27	at Jacksonville State	W	7-5
4/28	Jacksonville State	L	5-7
4/30	Houston*	W	11-6
5/1	Houston*	L	11-16
5/1	Houston*	L	4-2
5/7	Memphis*	L	2-9
5/8	Memphis*	W	8-3
5/9	Memphis*	W	11-9
5/11	Jacksonville State	L	6-7
5/12	at Jacksonville State	W	9-7
5/14	Tulane*	W	8-4
5/15	Tulane*	L	8-11
5/16	Tulane*	W	10-5
5/20	at No. 21 Rice*	L	2-5
5/21	at No. 21 Rice*	L	2-9
5/22	at No. 21 Rice*	W	8-5

* - Conference USA game

1 - San Diego State Invitational (San Diego, Calif.)

2 - Game played at Regions Park (Hoover, Ala.)

2011

(29-28/9-15 Conference USA)

Date	Opponent	Result	Score
2/18	vs. No. 13 Virginia 1	L	2-4
2/19	vs. Arkansas State 1	W	5-3
2/20	at No. 23 Auburn 1	L	0-6
2/22	at Kennesaw State	L	1-3
2/25	Xavier	W	4-2
2/26	Xavier	W	11-2
2/27	Xavier	W	7-6
3/1	Jacksonville State	W	6-1
3/4	Cleveland State	W	10-5
3/4	Cleveland State	W	13-0
3/6	Cleveland State	W	6-5
3/12	vs. Notre Dame 2	L	0-3
3/12	vs. Kent State 2	L	1-7
3/13	at No. 24 Coastal Carolina 2 L	3-5	
3/15	at Samford	L	4-5
3/16	Samford	L	2-9
3/18	UT Martin	W	4-2
3/19	UT Martin	W	2-1 (12)
3/20	UT Martin	W	8-6
3/22	at Alabama	L	3-6
3/25	at Marshall*	W	3-2
3/26	at Marshall*	L	2-3
3/27	at Marshall*	W	2-1 (14)
3/29	No. 21 Alabama 3	W	5-1

SEASON-BY-SEASON

4/1	East Carolina*	W	4-1
4/2	East Carolina*	W	5-3
4/3	East Carolina*	L	5-8
4/5	at Jacksonville State	L	10-13
4/8	at Houston*	W	10-1
4/9	at Houston*	W	6-1
4/10	at Houston*	L	7-8
4/12	Kennesaw State	W	5-2
4/12	Mississippi State	W	6-4
4/16	Memphis*	L	4-6 (13)
4/16	Memphis	L	3-4 (10)
4/17	Memphis*	L	1-6
4/19	at Troy	W	8-1
4/22	No. 19 Rice*	L	5-9
4/23	No. 19 Rice*	W	7-2
4/23	No. 19 Rice*	W	8-7
4/26	No. 22 Troy	W	4-3
4/29	at Tulane*	L	3-6
4/30	at Tulane*	W	1-2
5/1	at Tulane*	W	7-1
5/6	at No. 12 Southern Miss*	L	2-4
5/7	at No. 12 Southern Miss*	L	4-13
5/8	at No. 12 Southern Miss*	L	5-8
5/10	at Jacksonville State	W	14-12
5/11	Jacksonville State	W	4-2
5/13	UCF*	L	3-5
5/14	UCF*	L	0-9 (10)
5/15	UCF*	L	6-18
5/20	at Utah	L	2-3
5/21	at Utah	W	6-4
5/25	vs. No. 15 Rice 4	W	9-8
5/26	vs. UCF 4	L	4-6
5/27	vs. Memphis 4	L	4-5

* - Conference USA game

1 - Auburn Tournament (Auburn, Ala.)

2 - Caravelle Resort Classic (Conway, S.C.)

3 - Played at Regions Park (Hoover, Ala.)

4 - Conference USA Tournament (Pearl, Miss.)

2012

(32-20/9-15 Conference USA)

Date	Opponent	Result	Score
2/17	at No. 16 Clemson	W	2-1
2/18	at No. 16 Clemson	L	1-6
2/18	at No. 16 Clemson	L	4-7
2/21	at Alabama State	W	3-2
2/24	Ball State	W	4-3
2/25	Ball State	W	1-0
2/26	Ball State	W	7-4
2/28	at Jacksonville State	W	14-8
2/29	Jacksonville State	W	5-1
3/2	Utah	L	0-4
3/3	Utah	W	2-1
3/4	Utah	W	7-1
3/6	at Troy	W	9-7
3/7	Alabama State	W	12-3
3/9	Penn State	W	9-3
3/10	Penn State	W	3-2
3/11	Penn State	L	4-5
3/13	at Kennesaw State	L	3-7
3/16	vs. Connecticut 1	W	15-4
3/17	vs. Michigan 1	L	1-3
3/18	vs. Coastal Carolina 1	L	0-7
3/21	at Jacksonville State	L	3-4
3/23	Marshall*	L	5-7
3/24	Marshall*	W	4-1
3/25	Marshall*	W	5-1
3/27	vs. Alabama 2	W	1-0
3/30	at No. 30 East Carolina*	L	6-11
3/31	at No. 30 East Carolina*	L	2-12
4/1	at No. 30 East Carolina*	L	5-6
4/3	Troy	W	4-3
4/6	at No. 14 UCF*	W	11-4
4/7	at No. 14 UCF*	L	3-7
4/8	at No. 14 UCF*	L	7-8
4/10	at Alabama	W	9-1
4/13	Tulane*	L	6-13
4/14	Tulane*	W	4-3
4/15	Tulane*	L	3-9
4/18	Samford	L	0-11
4/20	Gardner-Webb	W	10-5
4/21	Gardner-Webb	W	5-1
4/22	Gardner-Webb	L	1-5
4/24	Kennesaw State	L	3-8
4/25	Samford	L	2-9
4/27	Houston*	W	11-9
4/28	Houston*	W	12-8
4/29	Houston*	W	1-0



SEASON-BY-SEASON

5/4	at Memphis*	L	1-8
5/5	at Memphis*	L	2-6
5/6	at Memphis*	L	6-8
5/9	Jacksonville State	W	4-1
5/11	at No. 5 Rice*	L	2-12
5/12	at No. 5 Rice*	L	6-8
5/13	at No. 5 Rice*	W	6-5
5/17	Southern Miss*	W	2-1
5/18	Southern Miss*	L	5-11
5/19	Southern Miss*	L	5-8
5/24	vs. No. 16 UCF 3	W	15-1
5/25	vs. Tulane 3	W	6-3
5/26	vs. East Carolina 3	L	3-10
5/27	vs. Memphis 3	W	5-0
6/1	at No. 3 Florida State 4	L	1-2
6/2	vs. No. 14 Mississippi State 4	L	1-8

* - Conference USA game

1 - C.C. Classic

2 - Played at Regions Park (Hoover, Ala.)

3 - Conference USA Tournament (Pearl, Miss.)

4 - NCAA Tallahassee Regional (Tallahassee, Fla.)

2013

(23-26/7-17 Conference USA)

Date	Opponent	Result	Score
2/15	Southern Illinois	L	4-5
2/16	Southern Illinois	W	1-0
2/17	Southern Illinois	W	3-1
2/19	at Jacksonville State	L	0-7
2/20	Jacksonville State	L	4-7
2/22	Xavier	W	4-3
2/23	Xavier	W	4-2
2/24	Xavier	L	4-12
3/1	at Georgia	L	2-14
3/2	at Georgia	L	2-6
3/3	at Georgia	L	2-13
3/5	Saint Joseph's	W	11-3
3/6	Saint Joseph's	W	2-1
3/8	at Arkansas State	L	1-2 (11)
3/9	at Arkansas State	L	1-8
3/10	at Arkansas State	W	4-2
3/12	at Troy	W	9-3
3/15	vs. Valparaiso 1	W	1-0
3/16	vs. No. 24 Indiana 1	L	3-12
3/17	vs. Dartmouth 1	L	0-4
3/22	UCF*	L	0-8
3/23	UCF*	L	1-6
3/24	UCF*	L	10-12 (10)
3/26	Alabama 2	W	1-0
3/29	at Marshall*	W	10-6
3/30	at Marshall*	L	1-3
3/31	at Marshall*	W	12-4
4/3	Jacksonville State	W	8-2
4/5	Savannah State	W	12-3
4/6	Savannah State	L	1-5
4/7	Savannah State	W	7-1
4/9	at Samford	L	4-11
4/10	at Jacksonville State	L	2-8
4/12	Memphis*	L	3-6
4/13	Memphis*	L	1-7
4/14	Memphis*	W	9-8
4/16	at Alabama	L	5-7
4/19	East Carolina*	L	4-5
4/20	East Carolina*	L	1-4
4/21	East Carolina*	L	5-9
4/23	at Alabama State	L	1-7
4/24	Alabama State	W	7-0
4/26	at Southern Miss*	L	3-13
4/27	at Southern Miss*	L	6-21 (7)
4/28	at Southern Miss*	L	4-5
4/30	Samford	L	3-4
5/3	No. 18 Rice*	W	10-9
5/4	No. 18 Rice*	L	4-5
5/5	No. 18 Rice*	L	3-7
5/10	at Houston*	W	8-7
5/11	at Houston*	L	2-11
5/12	at Houston*	L	4-9
5/14	Troy	W	6-4
5/16	at Tulane*	L	3-15
5/17	at Tulane*	W	4-2
5/18	at Tulane*	W	6-3
5/22	vs. Rice 3	L	1-3
5/23	vs. Memphis 3	L	5-6
5/24	vs. UCF 3	W	5-1

* - Conference USA game

1 - RussMatt Central Florida Invitational

2 - Game played at Hoover Met (Hoover, Ala.)

3 - Conference USA Tournament (Houston, Texas)

2014

(35-21/20-10 Conference USA)

Date	Opponent	Result	Score
2/14	UT Martin 1	W	5-0
2/15	UT Martin 1	W	3-2
2/16	UT Martin 1	W	5-3
2/18	at Alabama A&M	W	10-3
2/19	Alabama A&M 1	W	9-6
2/21	Youngstown State 1	W	4-2
2/22	Youngstown State 1	W	4-0
2/23	Youngstown State 1	W	7-3
2/26	at Samford	L	5-13
2/28	Arkansas State 1	W	5-0
3/1	Arkansas State 1	W	3-1
3/2	Arkansas State 1	L	3-5
3/4	at Alabama State	W	13-1
3/7	Middle Tennessee* 1	L	3-4
3/8	Middle Tennessee* 1	W	6-4
3/9	Middle Tennessee* 1	W	2-0
3/11	Jacksonville State 1	L	5-9 (10)
3/12	at Jacksonville State	W	14-9
3/14	at Old Dominion*	W	4-2
3/15	at Old Dominion*	W	8-6
3/16	at Old Dominion*	L	1-4
3/20	at Hawaii	L	4-5
3/21	at Hawaii	W	5-0
3/22	at Hawaii	L	2-3 (11)
3/23	at Hawaii	L	2-4
3/28	No. 29 FIU*	W	1-0
3/29	No. 29 FIU*	W	1-0
3/30	No. 29 FIU*	L	0-2
4/1	Troy 1	L	2-7
4/4	at LA Tech*	W	8-1
4/5	at LA Tech*	W	4-2
4/5	at LA Tech*	W	7-4
4/9	at No. 9 Alabama	W	2-1
4/11	Southern Miss*	L	2-3
4/12	Southern Miss*	W	6-5
4/13	Southern Miss*	L	7-8 (10)
4/15	No. 8 Alabama 1	L	2-5
4/18	at No. 14 Rice*	L	0-2
4/19	at No. 14 Rice*	L	3-5 (11)
4/20	at No. 14 Rice*	L	3-5
4/25	Marshall* 1	W	10-2
4/26	Marshall* 1	W	3-2 (10)
4/27	Marshall*	W	5-2
5/2	at Charlotte*	W	6-2
5/3	at Charlotte*	W	12-2
5/4	at Charlotte*	W	3-1
5/7	Samford 1	W	4-3 (13)
5/9	Tulane*	W	1-0
5/10	Tulane*	W	7-2
5/11	Tulane*	W	2-0
5/13	at Auburn	L	5-6
5/16	at Florida Atlantic*	L	1-3
5/16	at Florida Atlantic*	L	9-10 (10)
5/17	at Florida Atlantic*	W	8-6
5/21	vs. UTSA 2	L	1-4
5/22	at Southern Miss 2	L	3-4

* - Conference USA game

1 - at Regions Field (Birmingham, Ala.)

2 - Conference USA Tournament (Hattiesburg, Miss.)

2015

(33-25/ 15-15 Conference USA)

Date	Opponent	Result	Score
2/13	Western Michigan 1	W	4-2
2/14	Western Michigan 1	W	7-1
2/14	Western Michigan 1	W	2-1
2/20	Savannah State 1	W	2-1
2/21	Savannah State	W	20-0 (7)
2/22	Savannah State	W	7-6
2/24	Alabama A&M 1	L	3-6
2/28	Ohio State 1	W	3-2
2/28	Ohio State 1	W	8-1
3/4	Ohio State 1	L	3-4
3/6	at Kennesaw State	L	4-8
3/7	at Kennesaw State	L	3-6
3/8	at Kennesaw State	W	8-5
3/10	at Troy	W	7-1
3/14	at Middle Tennessee*	L	0-8
3/15	at Middle Tennessee*	L	0-3 (7)
3/15	at Middle Tennessee*	L	2-3 (7)
3/17	Auburn 1	L	4-6
3/20	Marshall* 1	W	5-2

3/21	Marshall* 1	L	6-7 (11)
3/21	Marshall* 1	W	2-1
3/24	at Ole Miss	W	6-1 (7)
3/24	at Ole Miss	W	3-1 (7)
3/27	at WKU*	W	2-1
3/28	at WKU*	W	6-5
3/29	at WKU*	W	7-1
3/31	Alabama 1	L	2-7
4/2	at Southern Miss*	W	7-2
4/3	at Southern Miss*	L	0-3
4/4	at Southern Miss*	L	2-3
4/8	Jacksonville State	W	7-6
4/10	No. 12 Rice*	W	4-0
4/11	No. 12 Rice*	W	14-4
4/12	No. 12 Rice*	L	5-13
4/14	at Alabama	L	1-5
4/17	at LA Tech*	W	18-9
4/18	at LA Tech*	L	2-7
4/19	at LA Tech*	W	4-2
4/24	Charlotte*	L	0-6
4/25	Charlotte*	L	4-5
4/26	Charlotte*	L	1-3 (12)
4/29	at Samford	L	2-4
5/1	No. 14 Florida Atlantic*	W	6-0
5/2	No. 14 Florida Atlantic*	L	4-18
5/3	No. 14 Florida Atlantic*	L	2-5
5/5	Alabama State 1	W	11-6
5/6	at Alabama State	W	6-4
5/8	at FIU*	W	8-1
5/9	at FIU*	W	5-3
5/10	at FIU*	L	1-7
5/12	at Jacksonville State	L	7-8 (10)
5/14	Old Dominion*	W	7-4
5/15	Old Dominion*	W	6-3
5/16	Old Dominion*	L	0-11 (7)
5/20	at Southern Miss 2	W	4-0
5/22	vs. No. 19 Florida Atlantic 2	W	2-1
5/23	vs. No. 19 Florida Atlantic 2	W	10-0 (8)
5/24	vs. FIU 2	L	2-8

* - Conference USA game

1 - at Regions Field (Birmingham, Ala.)

2 - Conference USA Tournament (Hattiesburg, Miss.)

2016

(21-34/12-18 Conference USA)

Date	Opponent	Result	Score
2/19	Arkansas State 1	L	5-14
2/20	Arkansas State 1	W	5-0
2/20	Arkansas State 1	L	2-5
2/24	at Troy	L	1-2
2/26	Ohio 1	W	15-6
2/27	Ohio 1	W	7-2
2/28	Ohio 1	L	1-2
3/1	at Samford	L	2-13 (7)
3/2	Troy 1	W	7-0
3/4	Kennesaw State 1	L	6-10
3/5	Kennesaw State 1	W	4-3
3/6	Kennesaw State	W	2-1 (11)
3/11	at Creighton	L	1-2
3/12	at Creighton	L	1-3
3/13	at Creighton	L	3-4
3/15	Ole Miss 1	L	1-8
3/16	Ole Miss 1	L	1-5
3/18	LA Tech* 1	W	7-0
3/19	LA Tech* 1	W	10-8
3/20	LA Tech* 1	L	4-5
3/22	No. 22 Alabama 1	W	8-0
3/25	at No. 18 Florida Atlantic*	L	3-5
3/25	at No. 18 Florida Atlantic*	L	3-7
3/26	at No. 18 Florida Atlantic*	L	0-5
3/29	Alabama A&M 1	W	12-2
4/2	WKU*	W	2-20
4/2	WKU*	L	1-2
4/3	WKU*	L	5-6 (10)
4/5	at Jacksonville State	L	10-11
4/8	at No. 25 Rice*	L	3-7
4/9	at No. 25 Rice*	W	6-2
4/10	at No. 25 Rice*	L	0-3
4/12	at Alabama	L	6-7
4/15	No. 18 Southern Miss*	W	5-3
4/16	No. 18 Southern Miss*	W	8-7
4/17	No. 18 Southern Miss*	L	0-7 (7)
4/23	Middle Tennessee*	W	10-1
4/23	Middle Tennessee*	W	5-2
4/24	Middle Tennessee*	W	8-0
4/29	at Old Dominion*	L	3-6
4/30	at Old Dominion*	L	4-7
4/30	at Old Dominion*	W	6-4



SEASON-BY-SEASON

5/3	at Ohio State	W	6-3
5/4	at Ohio State	L	3-12
5/6	at Marshall*	L	1-5
5/7	at Marshall*	L	3-4 (11)
5/8	at Marshall*	L	5-9
5/10	Samford	L	1-3
5/13	FIU*	L	4-5
5/14	FIU*	L	0-11
5/15	FIU*	L	4-11
5/17	at Auburn	L	1-4
5/19	at Charlotte*	W	2-1
5/21	at Charlotte*	W	11-8
5/21	at Charlotte*	L	4-6 (7)

* - Conference USA game

1 - at Regions Field (Birmingham, Ala.)

2017

(24-31/9-21 Conference USA)

Date	Opponent	Result	Score
2/17	Creighton 1	W	3-2
2/18	Creighton 1	W	5-1
2/19	Creighton 1	W	14-1
2/22	at Alabama State	L	2-7
2/24	Valparaiso 1	W	5-1
2/25	Valparaiso 1	W	3-2
2/26	Valparaiso 1	L	5-9
2/28	Troy 1	L	2-4
3/3	at Georgia	W	2-1 (10)
3/4	at Georgia	L	0-2
3/5	at Georgia	L	0-1
3/8	Alabama A&M 1	W	8-2 (7)
3/8	Alabama A&M 1	W	7-1 (7)
3/10	ULM 1	W	4-3
3/12	ULM 1	W	4-3 (8)
3/12	ULM 1	W	3-2 (10)
3/14	at Auburn	L	0-4
3/18	at WKU*	L	6-9
3/18	at WKU*	W	8-4
3/19	at WKU*	W	5-0
3/21	Alabama 1	L	1-4
3/24	Florida Atlantic* 1	W	6-2
3/24	Florida Atlantic* 1	L	3-6
3/25	Florida Atlantic*	L	5-9
3/28	Samford 1	L	1-5
3/31	at FIU*	W	8-5
4/1	at FIU*	L	6-12
4/2	at FIU*	L	2-6
4/4	at Jacksonville State	L	6-12
4/7	Marshall*	W	4-3
4/8	Marshall*	L	1-2 (10)
4/9	Marshall*	L	4-6
4/11	at Alabama	L	4-6
4/13	at Middle Tennessee*	L	10-11
4/14	at Middle Tennessee*	L	3-18 (7)
4/15	at Middle Tennessee*	L	3-13 (8)
4/18	at Troy	W	6-1
4/21	at LA Tech*	W	14-9
4/22	at LA Tech*	L	2-10
4/23	at LA Tech*	L	4-7
4/28	Charlotte*	W	3-2
4/29	Charlotte*	L	5-17
4/30	Charlotte*	L	0-3 (6)
5/2	at Samford	W	9-3
5/3	Alabama State	W	5-4
5/6	Old Dominion*	L	3-11
5/6	Old Dominion*	W	8-4
5/7	Old Dominion*	L	3-8
5/9	No. 14 Auburn 1	W	8-2
5/12	at No. 22 Southern Miss*	L	2-5
5/13	at No. 22 Southern Miss*	L	4-9
5/14	at No. 22 Southern Miss*	L	0-8
5/18	Rice*	L	4-12
5/19	Rice*	L	17-26
5/20	Rice*	W	9-4 (8)

* - Conference USA game

1 - at Regions Field (Birmingham, Ala.)

Home games played at Rickwood Field (1979-83),
Young Memorial Field (1984-2013) or Regions
Field (2014-Present) except for select games at the
Hoover Met or Young Memorial Field.



GREATER BHAM



DR. RAY WATTS

126

MARK INGRAM

127

ATHLETIC ADMINISTRATION

128

HEAD COACHES

129





RAY L. WATTS

PRESIDENT

UAB'76**Washington University School of Medicine '80**

Ray L. Watts, M.D., UAB's seventh president, has demonstrated visionary leadership in education, research and clinical care throughout his career.

A Birmingham native and graduate of West End High School, Dr. Watts earned a bachelor's degree in engineering at UAB in 1976. The collaboration he had with biomedical engineering students as an undergraduate inspired him to expand his career horizons and, four years later, he graduated from Washington University School of Medicine in St. Louis as valedictorian of his class.

Dr. Watts completed a neurology residency, medical internship and clinical fellowships at Harvard Medical School and Massachusetts General Hospital, followed by a two-year medical staff fellowship at the National Institutes of Health. Before returning to UAB in 2003, he was part of a team that helped create an internationally renowned research and clinical care for Parkinson's disease and other movement disorders at Emory University.

At UAB, Dr. Watts served as the John N. Whitaker Professor and Chairman of the Department of Neurology. There he led the development of an interdisciplinary research program aimed at translating scientific breakthroughs into promising new therapies for neurodegenerative diseases and played a key role in the establishment of the UAB Comprehensive Neuroscience Center. He was also named president of the University of Alabama Health Services Foundation.

In 2010, Dr. Watts accepted the position of Senior Vice President and Dean of the School of Medicine at UAB, and later was named to the James C. Lee Jr. Endowed Chair. As dean, Dr. Watts - in partnership with UAB Health System and Health Services Foundation leaders - initiated the AMC21 comprehensive strategic plan, encompassing education, research, clinical care and primary care. AMC21 aims to make UAB "the preferred academic medical center of the 21st century," and has led to the recruitment of outstanding faculty, the launch of programs to accelerate research and drug discovery, and the development of a third regional medical campus in Montgomery, among other successes.

He has been tireless in his efforts to enhance medical student training - from increasing available scholarships to supporting Equal Access Birmingham, a volunteer organization in which students provide care to underserved patients - and to foster stronger relationships with medical alumni throughout the state.

"People want to invest in the future - in solutions that will have a real impact on our health, education and our economy," Dr. Watts said. "So the state and community want us to develop our ideas and capitalize on opportunities to lead. UAB can be one of the most dynamic and productive universities of the 21st century, and that is our vision."

Dr. Watts and his wife Nancy, who worked at UAB as a nurse before retiring, have five grown children.



UAB DIRECTOR OF ATHLETICS



MARK INGRAM

DIRECTOR OF ATHLETICS

THIRD YEAR AT UAB TENNESSEE '96

Mark Ingram, a veteran administrator with an extensive background in athletic development, was named UAB's Director of Athletics in May of 2015.

Ingram has guided the UAB Department of Athletics through its most unique and unprecedented era of collegiate athletics with the reinstatement of Football, Bowling and Rifle, while experiencing record-setting performances on the fundraising trail and in the classroom.

In two years under Ingram's leadership, the UAB Department of Athletics has:

- >> Reinstated UAB Football, Bowling and Rifle
- >> Raised more than \$43 million in cash and pledges for UAB Athletics
- >> Received approval from the University of Alabama Board of Trustees for a \$22.5 million football practice facility, which includes a \$4.2 million sponsorship and naming agreement with Legacy Credit Union - the largest of its kind in UAB Athletics history
- >> Received approval from the University of Alabama Board of Trustees for the expansion of UAB Softball's grandstands and pressbox
- >> Fall of 2016 overall student-athlete GPA of 3.14, which is the highest ever on record, surpassing the Fall of 2015 GPA of 3.12, which also fell under Ingram's watch
- >> The Blazers had 13 of their sports teams record a perfect 1,000 APR multiyear rate for the 2015-16 academic year
- >> UAB student-athletes compiled 3,595 community service hours in 2015-16, which was the most in the program's history
- >> Competitively, men's basketball won the 2015-16 C-USA regular season title. Softball won the 2016 C-USA Western Division regular season title
- >> The 2016-17 season marked the seventh-consecutive season at UAB has had representation in the Men's Golf NCAA Tournament.

Ingram helped engineer the 46,000 square foot Football Operations Center which features an open-air pavilion covering the turf practice field, marking UAB a pioneer in this architectural design. The football project, along with the softball complex expansion, are just a few in Ingram's overall facilities master plan.

Along with a tremendous fundraising effort and facility upgrades, Ingram also played an instrumental part in helping the 2017 Conference USA Men's and Women's Basketball Championships return to Birmingham for a third straight year.

Prior to arriving in the Magic City, Ingram was most recently the Associate Vice President/Executive Senior Associate Athletics Director at Temple University.

Ingram spent three years at Temple and two as a Associate Vice President/Executive Senior Associate Athletics Director. He served as a sport administrator for Men's Golf and Women's Lacrosse. Ingram joined Temple from the University of Tennessee, where he was Senior Associate Athletic Director.

In five years at Tennessee, his alma mater where he was a two-year starter for the Vol's football team, Ingram was responsible for the planning and strategy for the department's Capital Campaign that raised \$336 million during his tenure.

Before joining the Tennessee staff, he served as Assistant Athletics Director for Development at the University of Georgia for two years and Assistant Athletics Director for Development at the University of Missouri.

Ingram, a Winston-Salem, N.C., native graduated from the University of Tennessee in 1996 with a bachelor's degree in sports management and minors in business and psychology. As a student-athlete, Ingram was a two-time Academic All-SEC honoree and was twice awarded the Volunteer award, given to the most valuable player who was formerly a walk-on. Also a member of the SEC Good Works Team, Ingram earned his master's degree in sport administration from Tennessee in 1997.

Ingram and his wife Amy have four children: John, Anne Lauren, Charlie and Audrey.

@UAB_Baseball/UABSports.com



ATHLETIC ADMINISTRATION



DR. FRANK MESSINA
Faculty Athletics Representative



BRAD HARDEKOPF
Senior Associate AD
External Affairs



KATRESHIA LOUIS-VERRETT
Senior Associate AD
SWA



BRYANT CARTER
Senior Associate AD
CFO



DAN CARLSON
Senior Associate AD
Administration



MARLA TOWNSEND
Senior Associate AD
Strategic Initiatives & Engagement



TED FEELEY
Associate AD
Communications



COREY BRAY
Associate AD
Compliance



TREY FRAZIER
Associate AD
Development



TIMOTHY GARNER
Associate AD
Financial Affairs



BRIAN KOCH
Associate AD
Sports Medicine



ERIN KRABBER
Associate AD
Marketing



FERNANDEZ WEST
Associate AD
Student-Athlete Services



MATT WILDT
Associate AD
Ticketing



REID ADAIR
Assistant AD
Operations



NATASHA CRISS
Assistant AD
Student-Athlete Services



HEAD COACHES



BRIAN SHOOP
Baseball
12th Season



ROB EHSAN
Men's Basketball
Second Season



RANDY NORTON
Women's Basketball
Fifth Season



KYRA IANNONE
Beach Volleyball
First Season



MICHELLE CREWS
Bowling
Sixth Season



MATT ESCHÉ
Cross Country
Third Season



BILL CLARK
Football
Second Season




MIKE WILSON
Men's Golf
Second Season



KIM WILCOX
Women's Golf
17th Season



LORIE GOODWIN
Rifle
22nd Season



MIKE GETMAN
Men's Soccer
26th Season



ERICA DEMERS
Women's Soccer
First Season



AMANDA ELLIS
Softball
First Season



DEREK TARR
Men's Tennis
22nd Season



MARK TIJA
Women's Tennis
Fourth Season



KURT THOMAS
Track and Field
Ninth Season



AMY PAULY
Volleyball
First Season

GENERAL

STAFF

BLAZERS

OPONENTS

2017 IN REVIEW HISTORY AND RECORDS

GREATER BHAM

February

				1	2	3
4	5	6	7	8	9	10
		12	13	14	15	16
						
	19			22		
25		26		27		28
1:00			4:00	6:00		

March

				1	2	3
						
4	5	6	7	8	9	10
						
1:00		6:30			4:00	1:00
11	12	13	14	15	16	17
						
1:00		4:00			3:00	2:00
18	19	20	21	22	23	24
						
12:00		6:30			6:30	2:00
25	26	27	28	29	30	31
						
1:00		6:30		5:00	4:00	12:00

April

1	2	3	4	5	6	7
						
		6:00	6:30		6:30	2:00
8	9	10	11	12	13	14
						
12:00		6:00			6:00	3:00
15	16	17	18	19	20	21
						
1:00		6:00			6:30	2:00
22	23	24	25	26	27	28
						
1:00					5:30	3:00
29	30					
						
10:30 A.M.						

May

		1	2	3	4	5
						
		6:00			6:30	2:00
6	7	8	9	10	11	12
						
1:00					6:30	2:00
13	14	15	16	17	18	19
						
1:00		6:00		6:30	6:30	1:00
20	21	22	23	24	25	26
						
				TOURNAMENT	BLOM, MISS.	
27	28	29	30	31		

Regions Field

Young Memorial

Away

All times listed Central