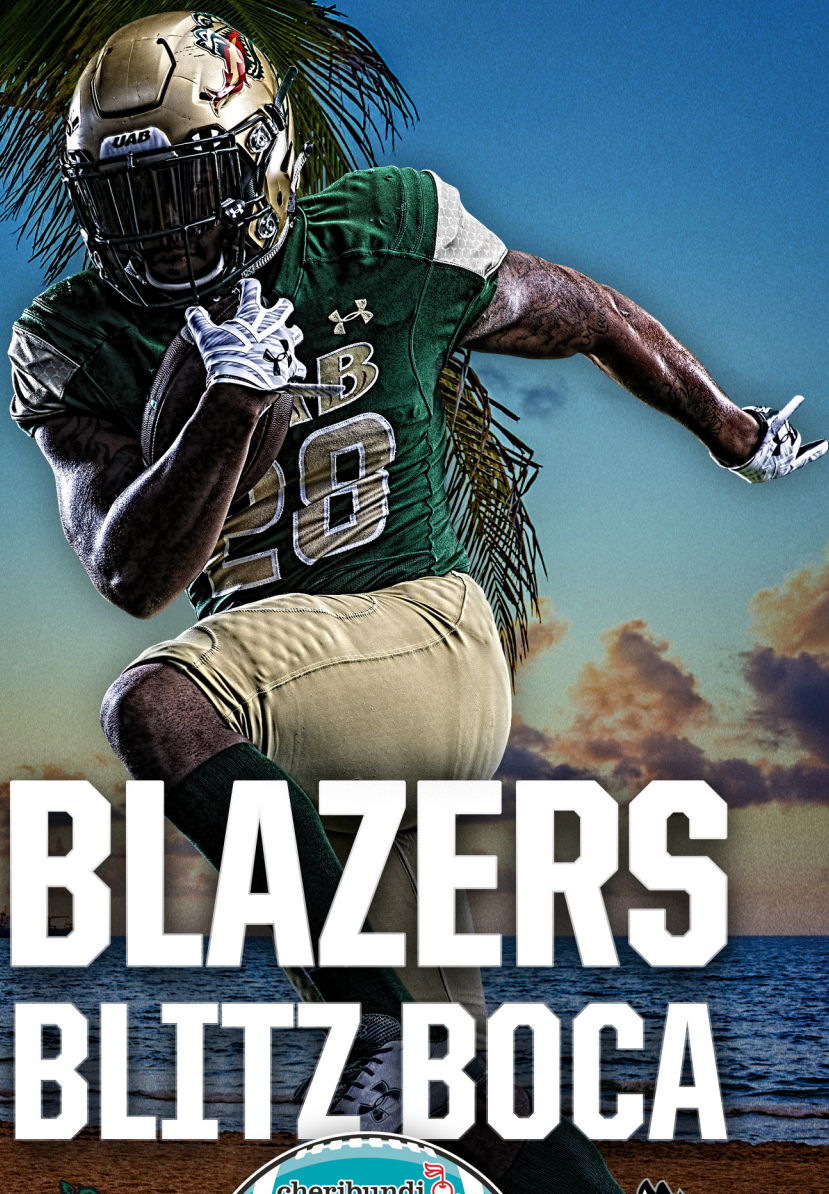


2018 UAB FOOTBALL



# BLAZERS BLITZ BOCA



DECEMBER 18 • FAU STADIUM

#WINASONE





2018  
CHAMPION

**MEDIA 1-6**

TABLE OF CONTENTS	1
QUICK FACTS	2
MEDIA SERVICES	3
FAU STADIUM	4
2018-19 BOWL SCHEDULE	5
THE MATCHUP	6

**2018 SEASON IN REVIEW 9-32**

OPPONENT INFORMATION	9-10
TEAM NOTES/AWARDS	11-15
GAME RECAPS	16-28
SEASON STATISTICS	29-32

**STAFF 34-50**

BILL CLARK	34-46
BRYANT VINCENT	37-38
DAVID REEVES	39-40
JODY WRIGHT	41
HINDLEY BRIGHAM	42
CASEY WOODS	43
LARRY SMITH	44
KYLE TATUM	45
BRIAN WILLIAMS	46
BLAKE SHRADER	47
NICK GENTRY	48
SUPPORT STAFF	49-50

**PLAYERS 52-88**

NUMERICAL ROSTER	52-55
PLAYERS	56-88

**HISTORY 90-153**

TEAM RECORDS	90-92
INDIVIDUAL RECORDS	93-130
YEAR-BY-YEAR RESULTS	131-134
ALL-TIME SERIES	135-139
RECORD VS. TOP-25/CONFER- ENCE	140
ACCOLADES	141-142
LETTERWINNERS	143-153

**WIN AS ONE 155-158**

DR. RAY L. WATTS	155
MARK INGRAM	156
ATHLETICS SENIOR STAFF	157
UAB HEAD COACHES	158



## QUICK FACTS

### GENERAL INFORMATION

School.....University of Alabama at Birmingham (UAB)  
 Location.....Birmingham, Ala.  
 Founded .....1969  
 Enrollment.....21,923  
 Affiliation.....NCAA Division I  
 Conference .....Conference USA  
 Nickname .....Blazers  
 Colors.....Forest Green and Old Gold  
 President .....Dr. Ray Watts (UAB, 1976)  
 Director of Athletics....Mark Ingram (Tennessee, 1996)  
 Faculty Athletics Rep .....Dr. Frank Messina (West Alabama, 1986)

### FOOTBALL INFORMATION

Head Coach.....Bill Clark (Jacksonville State, 1990)  
 Overall Record.....35-18 (Four Seasons)  
 Record at UAB .....24-14 (Three Seasons)  
 2018 Record .....10-3

### FOOTBALL COACHING STAFF

Head Coach.....Bill Clark  
 Offensive Coordinator/Quarterbacks Bryant Vincent  
 Defensive Coordinator .....David Reeves  
 Running Backs.....Hindley Brigham  
 Assistant Head Coach/Offensive Line ...Jody Wright  
 Tight Ends/Recruiting Coordinator .....Casey Woods  
 Wide Receivers .....Larry Smith  
 Defensive Line.....Kyle Tatum  
 Linebackers .....Brian Williams  
 Defensive Backs.....Blake Shrader  
 Outside Linebackers .....Nick Gentry  
 Director of Operations.....Tyler Cook

### ATHLETIC COMMUNICATIONS

Phone.....(205) 934-0722  
 Website.....uabsports.com  
 Twitter/Instagram .....@UAB\_FB  
 Associate AD for Communications.....Ted Feeley  
 Email .....TFeeley@uab.edu  
 Athletic Communication Associate.....Shane Switzer  
 Email .....switz17@uab.edu  
 Mailing Address: .....Bartow Arena - West Tower 105  
 .....617 13th St South, Birmingham, Ala., 35294

### 2018 UAB SCHEDULE (10-3)

DATE	OPPONENT	RESULT
<b>Aug. 30</b>	<b>Savannah State</b>	<b>W, 52-0</b>
Sept. 8	at Coastal Carolina	L, 24-47
<b>Sept. 15</b>	<b>Tulane</b>	<b>W, 31-24</b>
<b>Sept. 29</b>	<b>Charlotte*</b>	<b>W, 28-7</b>
Oct. 6	at Louisiana Tech*	W, 28-7
Oct. 13	at Rice*	W, 42-0
<b>Oct. 20</b>	<b>North Texas* (HC)</b>	<b>W, 29-21</b>
Oct. 27	at UTEP*	W, 19-0
<b>Nov. 3</b>	<b>UTSA*</b>	<b>W, 52-3</b>
<b>Nov. 10</b>	<b>Southern Miss*</b>	<b>W, 26-23 (OT)</b>
Nov. 17	at Texas A&M	L, 20-41
Nov. 25	at Middle Tennessee	L, 3-27
Dec. 1	at Middle Tennessee^	W, 27-25

\* = Conference USA Game // HC = Homecoming //  
 ^ = C-USA Championship Game

### 2018 NORTHERN ILLINOIS SCHEDULE (8-5)

DATE	OPPONENT	RESULT
Sept. 1	at Iowa	L, 7-33
<b>Sept. 8</b>	<b>Utah</b>	<b>L, 6-17</b>
<b>Sept. 15</b>	<b>Central Michigan*</b>	<b>W, 24-16</b>
Sept. 22	at Florida State	L, 19-37
Sept. 29	at Eastern Michigan*	W, 26-23
Oct. 6	at Ball State*	W, 24-16
<b>Oct. 13</b>	<b>Ohio*</b>	<b>W, 24-21</b>
Oct. 27	at BYU	W, 7-6
Nov. 1	at Akron*	W, 36-26
<b>Nov. 7</b>	<b>Toledo*</b>	<b>W, 38-15</b>
<b>Nov. 14</b>	<b>Miami (OH)*</b>	<b>L, 7-13</b>
Nov. 20	at Western Michigan*	L, 21-28
Nov. 30	Buffalo^	W, 30-29

\* = MAC Game // ^ = MAC Championship game

### ABOUT OUR NAME

The University of Alabama at Birmingham (UAB) has been an autonomous member of the University of Alabama system since 1969, and has had an intercollegiate athletic program since 1977.

In addition, the UAB name is often altered by various media, opponents, merchandisers, etc. Please note that there are only two correct versions of our name, the acronym "UAB" or the full "University of Alabama at Birmingham."

**We are: UAB**

- or -

**The University of Alabama at Birmingham**

We are not: Alabama-Birmingham //  
 Ala.-Birmingham  
 Ala.-Birm. // UA-Birmingham // U.A.B.



**UAB FOOTBALL MEDIA CONTACTS**



**Ted Feeley**



**Shane Switzer**

The UAB Athletic Communications Office appreciates your interest in UAB Football and looks forward to assisting you during the 2018 season. Our office is located in the West Tower of Bartow Arena.

To assist your coverage, please take the time to read the information found on this page. These policies have been established in consideration of the media's needs, as well as those of UAB's student-athletes and coaches to create a positive work environment for all concerned.

If additional information or assistance is needed, contact UAB football contacts:

**Ted Feeley**

**Phone: 205-704-4147**

**Email: [tfeeley@uab.edu](mailto:tfeeley@uab.edu)**

- or -

**Shane Switzer**

**Phone: 423-290-4767**

**Email: [switz17@uab.edu](mailto:switz17@uab.edu)**

**CREDENTIALS**

Working media hoping to attend UAB football games should apply for credentials at [www.sportssystem.com/uab](http://www.sportssystem.com/uab). Credentials will be approved based on space limitations and demand.

Credentials will be issued to working media only. Media credentials are not transferable and use by anyone other than members of the working media is unauthorized. Media credentials used in an unauthorized manner will be revoked immediately. News organizations allowing unauthorized individuals to use credentials will have their credentials revoked for the remainder of the year.

**WEEKLY PRESS CONFERENCE**

Head Coach Bill Clark will hold his weekly press conference every Monday of game

week at 10 a.m. in the Football Operations Center multi-purpose room. Selected players will be available during that window as well. Following the press conference, the UAB Athletic Communications Office will post a transcript on [uabsports.com](http://uabsports.com).

**PLAYER INTERVIEWS**

All player interviews must be coordinated through the Athletic Communications Office. Media is forbidden to contact student-athletes without the permission and knowledge of Ted Feeley or Shane Switzer. During game week, Wednesday will be the final day for media to conduct student-athlete interviews.

**LEGION FIELD PRESSBOX**

The Legion Field Press Box opens three hours prior to game time. Media will be provided with a meal and complimentary WiFi on gameday in the pressbox.

Media information sheets, game notes and flip cards are provided to all media members at their press box seat prior to the game. Final statistic books will be available approximately 15 minutes after the game.

**POSTGAME INTERVIEWS**

UAB is committed to a policy of equal access for both male and female reporters and photographers, therefore, the UAB locker room is closed to the media. Interviews with Head Coach Bill Clark and players will be conducted following the NCAA-mandated 10-minute cooling-off period.

A member of the Athletic Communications staff will collect postgame interview requests with approximately 10 minutes remaining in the fourth quarter. The postgame press conference will be held in the media room behind the North end zone.

**PHOTOGRAPHY**


UAB follows NCAA rules regarding media representatives photographing games. Only properly credentialed photographers will be allowed in the designated photo area of Legion Field as specified by the NCAA. Photo credentials are subject to revocation by the UAB Athletic Communications Office at any time.





FAU STADIUM

FAU Stadium is owned and operated by Florida Atlantic University and is home to Howard Schnellenberger Field, named after the Owls legendary coach. The university broke ground on the \$70 million facility in October of 2010 and hosted its first game in October of 2011. The facility has been the site of soccer (2012 Fan Tribute Tour, 2014 USWNT vs. Russia, 2014 NCAA Division I Women's Soccer Championships, 2016 SheBelieves Cup, and 2017 Men's Soccer Venezuela vs. Ecuador) and football.



FAU STADIUM

FAU Stadium was opened in 2011 and has been the home of the Boca Raton Bowl since 2014. The \$70 million facility is home to the Florida Atlantic Owls.

FEATURES

- Home to Howard Schnellenberger Field
- Natural turf field for football and soccer
- 24 luxury suites and 5,000 club seats

SEATING CAPACITY

- 29,495

LOCATION

- Florida Atlantic University - Boca Raton, Fla.





Date	Time (CT)	Game	Network
Dec. 15	Noon	New Mexico Bowl: North Texas (9-3) vs. Utah State (10-2)	ESPN
	12:30 p.m.	AutoNation Cure Bowl: Tulane (6-6) vs. Louisiana (7-6)	CBSSN
	2:30 p.m.	Mitsubishi Motors Las Vegas Bowl: Arizona State (7-5) vs. Fresno State (11-2)	ABC
	4:30 p.m.	Raycom Media Camellia Bowl: Eastern Michigan (7-5) vs. Georgia Southern (9-3)	ESPN
	8:00 p.m.	R+L Carriers New Orleans Bowl: App State (10-2) vs. Middle Tennessee (8-5)	ESPN
<b>Dec. 18</b>	<b>6:00 p.m.</b>	<b>Cheribundi Boca Raton Bowl: UAB (10-3) vs. Northern Illinois (8-5)</b>	<b>ESPN</b>
Dec. 19	7:00 p.m.	DXL Frisco Bowl: Ohio (8-4) vs. San Diego State (7-5)	ESPN
Dec. 20	7:00 p.m.	Bad Boy Mowers Gasparilla Bowl: Marshall (8-4) vs. USF (7-5)	ESPN
Dec. 21	11:30 a.m.	Makers Wanted Bahamas Bowl: Toledo (7-5) vs. FIU (8-4)	ESPN
	3:00 p.m.	Famous Idaho Potato Bowl: BYU (6-6) vs. Western Michigan (7-5)	ESPN
Dec. 22	11:00 a.m.	Jared Birmingham Bowl: Wake Forest (6-6) vs. Memphis (8-5)	ESPN
	2:30 p.m.	Lockheed Martin Armed Forces Bowl: Army (10-2) vs. Houston (8-4)	ESPN
	6:00 p.m.	Dollar General Bowl: Buffalo (10-3) vs. Troy (9-3)	ESPN
	9:30 p.m.	SoFi Hawaii Bowl: Hawaii (8-5) vs. Louisiana Tech (7-5)	ESPN
Dec. 26	12:30 p.m.	SERVPRO First Responders Bowl: Boston College (7-5) vs. Boise State (10-3)	ESPN
	4:15 p.m.	Quick Lane Bowl: Minnesota (6-6) vs. Georgia Tech (7-5)	ESPN
	8:00 p.m.	Cheez-It Bowl: TCU (6-6) vs. California (7-5)	ESPN
Dec. 27	12:30 p.m.	Walk-On's Independence Bowl: Temple (8-4) vs. Duke (7-5)	ESPN
	4:15 p.m.	New Era Pinstripe Bowl: Miami (Fla.) (7-5) vs. Wisconsin (7-5)	ESPN
	8:00 p.m.	Academy Sports + Outdoors Texas Bowl: Baylor (6-6) vs. Vanderbilt (6-6)	ESPN
Dec. 28	12:30 p.m.	Franklin American Mortgage Music City Bowl: Auburn (7-5) vs. Purdue (6-6)	ESPN
	4:15 p.m.	Camping World Bowl: West Virginia (8-3) vs. Syracuse (9-3)	ESPN
	8:00 p.m.	Valero Alamo Bowl: Iowa State (8-4) vs. Washington State (10-2)	ESPN
Dec. 29	11:00 a.m.	Chick-Fil-A Peach Bowl: Michigan (10-2) vs. Florida (9-3)	ESPN
	11:00 a.m.	Belk Bowl: South Carolina (7-5) vs. Virginia (7-5)	ABC
	12:15 p.m.	NOVA Home Loans Arizona Bowl: Nevada (7-5) vs. Arkansas State (8-4)	CBSSN
	3:00 p.m.	Goodyear Cotton Bowl Classic: Clemson (13-0) vs. Notre Dame (12-0)	ESPN
	7:00 p.m.	Capital One Orange Bowl: Alabama (13-0) vs. Oklahoma (12-1)	ESPN
Dec. 31	11:00 a.m.	Military Bowl pres. by Northrop Grumman: Cincinnati (10-2) vs. Virginia Tech (6-6)	ESPN
	1:00 p.m.	Hyundai Sun Bowl: Pittsburgh (7-6) vs. Stanford (8-4)	CBS
	2:00 p.m.	Redbox Bowl: Michigan State (7-5) vs. Oregon (8-4)	FOX
	2:45 p.m.	AutoZone Liberty Bowl: Missouri (8-4) vs. Oklahoma State (6-6)	ESPN
	6:00 p.m.	San Diego County Credit Union Holiday Bowl: Northwestern (8-5) vs. Utah (9-4)	FS1
	6:30 p.m.	TaxSlayer Gator Bowl: Texas A&M (8-4) vs. North Carolina State (9-3)	ESPN
Jan. 1	11:00 a.m.	Outback Bowl: Mississippi State (8-4) vs. Iowa (8-4)	ESPN2
	Noon	VRBO Citrus Bowl: Kentucky (9-3) vs. Penn State (9-3)	ABC
	Noon	PlayStation Fiesta Bowl: UCF (12-0) vs. LSU (9-3)	ESPN
	4:00 p.m.	Rose Bowl pres. by Northwest Mutual: Ohio State (12-1) vs. Washington (10-3)	ESPN
	7:45 p.m.	Allstate Sugar Bowl: Texas (9-4) vs. Georgia (11-2)	ESPN
Jan. 7	7:00 p.m.	National Championship Game pres. by AT&T	ESPN

## 2018-19 CONFERENCE USA BOWL TIES

## Game

Bad Boy Mowers Gasparilla Bowl

**Cheribundi Boca Raton Bowl**

Maker's Wanted Bahamas Bowl

New Mexico Bowl

R+L Carriers New Orleans Bowl

SoFi Hawaii Bowl

## Bowl Tie-In

Marshall (8-4) vs. USF (7-5)

**UAB (10-3) vs. Northern Illinois (8-5)**

Toledo (7-5) vs. FIU (8-4)

North Texas (9-3) vs. Utah State (10-2)

App State (10-2) vs. Middle Tennessee (8-5)

Hawaii (8-5) vs. Louisiana Tech (7-5)

\* Secondary agreement. C-USA will send a team if primary conferences are unable to do so.

MEDIA

SEASON  
REVIEW

STAFF

PLAYERS

HISTORY

#WinAsOne



## THE MATCHUP

# UAB (10-3, 7-1 C-USA) vs. NIU (8-5, 6-2 MAC)

DEC. 18, 2018 // FAU STADIUM // (29,495)

BOCA RATON, FLORIDA // 6:00 P.M. // ESPN

## THE MATCHUP | UAB vs. NIU

### UAB BLAZERS



#### COACHING FACTS

**Head Coach:** Bill Clark

**Record at UAB:** 24-14 (.649) / 3rd Year

**Overall Record:** 35-18 (.673) / 4th Year

### 2018 QUICK COMPARISON

<b>29.3</b> (61/5)	Points/Game	(119/10) <b>20.7</b>
<b>17.3</b> (10/1)	Points Allowed/Game	(26/1) <b>21.5</b>
<b>208.8</b> (28/2)	Rush Yards/Game	(60/6) <b>171.5</b>
<b>118.8</b> (20/5)	Rush Yards Allowed/Game	(14/1) <b>109.7</b>
<b>191.5</b> (99/10)	Pass Yards/Game	(119/11) <b>153.5</b>
<b>181.3</b> (16/2)	Pass Yards Allowed/Game	(77/9) <b>238.2</b>
<b>400.3</b> (66/5)	Total Offense/Game	(122/10) <b>325.0</b>
<b>300.2</b> (10/2)	Total Defense/Game	(31/1) <b>374.8</b>
(National Ranking/Conference Ranking)		

### NIU HUSKIES



#### COACHING FACTS

**Head Coach:** Rod Carey

**Record at NIU:** 32-18 (.640) / 5th Year

**Overall Record:** Same / 5th Year

## STAT LEADERS

**#28 SPENCER BROWN - RB - SO**  
247-1149 yds, 16 TD, 88.4 ypg, LG 30

### RUSHING

**#22 TRE HARBISON - RB - R-SO**  
188-996 yds, 4 TD, 75.8 ypg, LG 48

**#11 A.J. ERDELY - QB - SR**  
111-198, 1539 yds, 171.0 ypg, 7 TD, 7 INT

### PASSING

**#15 MARCUS CHILDERS - QB - R-SO**  
212-368, 1996 yds, 153.5 ypg, 15 TD, 10 INT

**#3 ANDRE WILSON - WR - R-SR**  
30-486 yds, 5 TD, 37.4 ypg, LG 40

### RECEIVING

**#10 D.J. BROWN - WR - SR**  
55-484 yds, 5 TD, 37.2 ypg, LG 66

**#27 CHRIS WOOLBRIGHT - LB - R-SR**  
74 tkls (45 solo), 13.5 TFL, 2.0 sack, 2 INT

### DEFENSE

**#48 ANTONIO JONES-DAVIS - LB - R-JR**  
119 tkls (71 solo), 13.5 TFL, 4.0 sack, 2 FR

## SETTING THE STAGE



### BACK AND BETTER THAN EVER

- Since its return to the football field in 2017, UAB has gone 18-8 overall and 14-3 in Conference USA (including the C-USA Title game).
- The 18 combined wins are the most in school history over a two-year span and the 14 C-USA wins are the most of any school in the league since the start of 2017.
- Head coach Bill Clark has been named a finalist for several national awards once again, including the George Munger, Eddie Robinson and the "Bear" Bryant Coach of the Year Awards.



### BROWN RUSHING INTO THE RECORD BOOKS

- Sophomore running back Spencer Brown was named to the First Team All-Conference UAS of the after rushing for 1,149 yards and 16 touchdowns.
- Brown's 16 TDs is a new single season record and he ranks seventh nationally in that category. In 26 career games Brown has 26 rushing touchdowns which ranks third in UAB history.
- Brown has rushed for over 1,000 yards in back-to-back seasons and has 2,478 yards rushing going into the bowl game which is the third most in school history.



### GARCIA-WILLIAMS ANCHORS THE DEFENSE

- Redshirt senior Jamell Garcia-Williams has been a terror on the edge for opposing offenses all year long as he has 42 tackles and a team leading 15.5 tackles for loss and 9.5 sacks.
- Garcia-Williams has lead a defense that ranks in the top-10 in six different national categories.
- He was named to the All-Conference USA Second Team for his efforts this season.





**GAME 1 // LEGION FIELD // AUG. 30**  
UAB-52 // Savannah State-0



**GAME 2 // BROOKS STADIUM // SEPT. 8**  
Coastal Carolina-47 // UAB-24



**GAME 3 // LEGION FIELD // SEPT. 15**  
UAB-31 // Tulane-24



**GAME 4 // LEGION FIELD // SEPT. 29**  
UAB-28 // Charlotte-7



**GAME 5 // JOE AILLET STADIUM // OCT. 6**  
UAB-28 // LA Tech-7



**GAME 6 // RICE STADIUM // OCT. 13**  
UAB-42 // Rice-0



**GAME 7 // LEGION FIELD // OCT. 20**  
UAB-29 // North Texas-21



**GAME 8 // SUN BOWL STADIUM // OCT. 27**  
UAB-19 // UTEP-0



**GAME 9 // LEGION FIELD // NOV. 3**  
UAB-52 // UTSA-3



**GAME 10 // LEGION FIELD // NOV. 10**  
UAB-26 // Southern Miss-23 (OT)



**GAME 11 // KYLE FIELD // NOV. 17**  
Texas A&M-41 // UAB-20



**GAME 12 // FLOYD STADIUM // NOV. 24**  
Middle Tennessee-27 // UAB-3



## **C-USA CHAMPIONSHIP GAME GAME 13 // FLOYD STADIUM // DEC. 1 UAB-27 // Middle Tennessee-25**

In a thrilling back-and-forth contest with the Conference USA championship on the line, the UAB football team outlasted Middle Tennessee 27-25 to win its first-ever league title and secure its first 10-win season in school history.

UAB (10-3) used a 21-point second quarter to surge ahead 24-16 at halftime, and Nick Vogel's go-ahead 28-yard field goal with 3:23 left in the game gave UAB the lead which it would hold onto for the victory.

The decisive play of the game came with 1:05 left in the game and UAB poised to punt the ball back to the Blue Raiders. Middle Tennessee however, ran 12 men onto the field and was flagged which gave the Blazers a first down and they lined up in victory formation to claim the title.

Spencer Brown was named the game's MVP as the sophomore rushed for 156 yards and a touchdown on 31 carries. Defensively, Kris Moll racked up a career-high 11 tackles to lead that unit, while Fitzgerald Mofoor added 10 stops. The Blazers picked off MT's Brent Stockstill twice as both Chris Woolbright and Dy'Jonn Turner recorded interceptions.





## Savannah State

Aug. 30 Legion Field



### QUICK FACTS

Location.....Savannah, Ga.  
Conference.....MEAC  
2017 Record.....3-8  
Head Coach.....Erik Raeburn  
Career Record.....140-54 (18)  
Record at School.....7-21 (3)  
FB Contact.....Opio Mashariki  
Phone.....(912) 358-3430  
Email.....mashariki@savannahstate.edu  
Website.....ssuathletics.com

### 2018 SCHEDULE (2-8, 1-6 MEAC)

**Aug. 3 at UAB L, 0-52**  
Sept. 8 at Miami (Fla.) L, 0-77  
Sept. 15 at Howard Canceled  
Sept. 22 at Florida A&M\* L, 13-31  
Sept. 29 Bethune-Cookman\* L, 20-35  
Oct. 6 Charleston Southern W, 23-3  
Oct. 13 Morgan State\* L, 11-18  
Oct. 27 Norfolk State\* W, 32-3  
Nov. 3 at Delaware State\* L, 6-25  
Nov. 10 North Carolina A&T\* L, 12-28  
Nov. 17 at South Carolina State L, 17-21

## Coastal Carolina

Sept 8 Brooks Stadium



### QUICK FACTS

Location.....Conway, S.C.  
Conference.....Sun Belt  
2017 Record.....3-9  
Head Coach.....Joe Moglia  
Career Record.....56-22 (6)  
Record at School.....Same  
FB Contact.....Darrell Orand  
Phone.....(843) 349-6467  
Email.....dorand@coastal.edu  
Website.....goccssports.com

### 2018 SCHEDULE (5-7, 2-6 SUN BELT)

Sept. 1 at South Carolina L, 15-49  
**Sept. 8 UAB W, 47-24**  
Sept. 12 at Campbell W, 58-21  
Sept. 22 at Louisiana\* W, 30-28  
Sept. 29 at Troy\* L, 21-45  
Oct. 13 Louisiana-Monroe\* L, 20-45  
Oct. 20 at UMass W, 24-13  
Oct. 27 at Georgia State\* W, 37-34  
Nov. 3 Appalachian State\* L, 7-23  
Nov. 10 Arkansas State\* L, 16-44  
Nov. 17 Georgia Southern\* L, 17-41  
Nov. 23 at South Alabama L, 28-31

## Tulane

Sept 15 Legion Field



### QUICK FACTS

Location.....New Orleans, La.  
Conference.....American  
2017 Record.....5-7  
Head Coach.....Willie Fritz  
Career Record.....169-90 (22)  
Record at School.....14-18 (3)  
FB Contact.....Tom Symonds  
Phone.....(504) 862-8249  
Email.....tsymonds@tulane.edu  
Website.....tulane.greenwave.com

### 2018 SCHEDULE (6-6, 5-3 AMERICAN)

Aug. 30 Wake Forest L, 17-23 (OT)  
Sept. 8 Nicholls W, 42-17  
**Sept. 15 at UAB L, 24-31**  
Sept. 22 at Ohio State L, 6-49  
Sept. 28 Memphis\* W, 40-24  
Oct. 6 at Cincinnati\* L, 21-37  
Oct. 20 SMU\* L, 23-27  
Oct. 27 at Tulsa\* W, 24-17  
Nov. 3 at USF\* W, 41-15  
Nov. 10 ECU\* W, 24-18  
Nov. 15 at Houston\* L, 17-48  
Nov. 24 Navy\* W, 29-28

## Charlotte

Sept 29 Legion Field



### QUICK FACTS

Location.....Charlotte, N.C.  
Conference.....Conference USA  
2017 Record.....1-11  
Head Coach.....Brad Lambert  
Career Record.....22-48 (7)  
Record at School.....Same  
FB Contact.....Tom Whitestone  
Phone.....(704) 687-1022  
Email.....tewhites@unccl.edu  
Website.....charlotte49ers.com

### 2018 SCHEDULE (5-7, 4-4 C-USA)

Sept. 1 Fordham W, 34-10  
Sept. 8 Appalachian State L, 9-45  
Sept. 13 Old Dominion\* W, 28-25  
Sept. 22 at UMass L, 31-49  
**Sept. 29 at UAB L, 7-28**  
Oct. 13 WKU\* W, 40-14  
Oct. 20 at Middle Tennessee\* L, 13-21  
Oct. 27 Southern Miss\* W, 20-17  
Nov. 3 at Tennessee L, 3-14  
Nov. 10 at Marshall\* L, 13-30  
Nov. 17 FIU\* L, 35-42  
Nov. 24 at Florida Atlantic\* W, 27-24

## Louisiana Tech

Oct. 6 Aillet Stadium



### QUICK FACTS

Location.....Ruston, La.  
Conference.....Conference USA  
2017 Record.....7-6  
Head Coach.....Skip Holtz  
Career Record.....126-98 (18)  
Record at School.....38-27 (5)  
FB Contact.....Anna Claire Thomas  
Phone.....(318) 257-5314  
Email.....acthomas@latech.edu  
Website.....latechsports.com

### 2018 SCHEDULE (7-5, 5-3 C-USA)

Sept. 1 at South Alabama W, 30-26  
Sept. 8 Southern W, 54-17  
Sept. 22 at LSU L, 21-38  
Sept. 29 at North Texas\* W, 29-27  
**Oct. 6 UAB\* L, 7-28**  
Oct. 13 at UTSA\* W, 31-3  
Oct. 20 UTEP\* W, 31-24  
Oct. 26 at Florida Atlantic\* W, 21-13  
Nov. 3 at Mississippi State L, 3-45  
Nov. 10 Rice\* W, 28-13  
Nov. 17 at Southern Miss\* L, 20-21  
Nov. 24 WKU\* L, 15-30

## Rice

Oct. 13 Rice Stadium



### QUICK FACTS

Location.....Houston, Texas  
Conference.....Conference USA  
2016 Record.....1-11  
Head Coach.....Mike Bloomgren  
Career Record.....2-11 (1)  
Record at School.....Same  
FB Contact.....Chuck Pool  
Phone.....(713) 348-5775  
Email.....cpool@rice.edu  
Website.....riceowls.edu

### 2018 SCHEDULE (2-11, 1-7 C-USA)

Aug. 25 Prairie View A&M W, 31-28  
Sept. 1 Houston L, 27-45  
Sept. 8 at Hawaii L, 29-43  
Sept. 22 at Southern Miss\* L, 22-40  
Sept. 29 at Wake Forest L, 24-56  
Oct. 6 UTSA\* L, 3-20  
**Oct. 13 UAB\* L, 0-42**  
Oct. 20 at FIU\* L, 17-36  
Oct. 27 at North Texas\* L, 17-41  
Nov. 3 UTEP\* L, 26-34  
Nov. 10 at Louisiana Tech\* L, 13-28  
Nov. 17 at LSU L, 10-42  
Nov. 24 Old Dominion W, 27-13



**North Texas**

Oct. 20 Legion Field

**QUICK FACTS**

Location.....Denton, Texas  
 Conference.....Conference USA  
 2017 Record.....9-5  
 Head Coach.....Seth Littrell  
 Career Record.....23-16 (3)  
 Record at School.....23-16 (3)  
 FB Contact.....Jordan Stepp  
 Phone.....(940) 369-8329  
 Email.....jordan.stepp@unt.edu  
 Website.....meangreensports.com

**2018 SCHEDULE (9-3, 5-3 C-USA)**

Sept. 1 SMU W, 46-23  
 Sept. 8 Incarnate Word W, 58-16  
 Sept. 15 at Arkansas W, 44-17  
 Sept. 22 at Liberty W, 47-17  
 Sept. 29 Louisiana Tech\* L, 27-29  
 Oct. 6 at UTEP\* W, 27-24  
 Oct. 13 Southern Miss\* W, 30-7  
**Oct. 20 at UAB\* L, 21-29**  
 Oct. 27 Rice\* W, 41-17  
 Nov. 10 at Old Dominion\* L, 31-34  
 Nov. 15 Florida Atlantic\* W, 41-38  
 Nov. 24 at UTSA\* W, 24-21

**UTEP**

Oct. 28 Sun Bowl

**QUICK FACTS**

Location.....El Paso, Texas  
 Conference.....Conference USA  
 2017 Record.....0-12  
 Head Coach.....Dana Dimel  
 Career Record.....31-50 (7)  
 Record at School.....1-11 (1)  
 FB Contact.....Denise Mata  
 Phone.....(915) 747-6653  
 Email.....mdmata@utep.edu  
 Website.....utepathletics.com

**2018 SCHEDULE (1-11, 1-7 C-USA)**

Sept. 1 Northern Arizona L, 10-30  
 Sept. 8 at UNLV L, 24-52  
 Sept. 15 at Tennessee L, 0-24  
 Sept. 22 New Mexico State L, 20-27  
 Sept. 29 at UTSA\* L, 21-30  
 Oct. 6 North Texas\* L, 24-27  
 Oct. 20 at Louisiana Tech\* L, 24-31  
**Oct. 27 UAB\* L, 0-19**  
 Nov. 3 at Rice\* W, 34-26  
 Nov. 10 Middle Tennessee\* L, 32-48  
 Nov. 17 at WKU\* L, 16-40  
 Nov. 24 Southern Miss\* L, 7-39

**UTSA**

Nov. 3 Legion Field

**QUICK FACTS**

Location.....San Antonio, Texas  
 Conference.....Conference USA  
 2016 Record.....6-5  
 Head Coach.....Frank Wilson  
 Career Record.....15-21 (3)  
 Record at School.....Same  
 FB Contact.....Kyle Stephens  
 Phone.....(210) 458-4551  
 Email.....kyle.stephens@utsa.edu  
 Website.....goutsu.com

**2018 SCHEDULE (3-9, 2-6 C-USA)**

Sept. 1 at Arizona State L, 7-49  
 Sept. 8 Baylor L, 20-37  
 Sept. 15 at Kansas State L, 17-41  
 Sept. 22 Texas State W, 25-21  
 Sept. 29 UTEP\* W, 30-21  
 Oct. 6 at Rice\* W, 20-3  
 Oct. 13 Louisiana Tech\* L, 3-31  
 Oct. 20 at Southern Miss\* L, 17-27  
**Nov. 3 at UAB\* L, 3-52**  
 Nov. 10 FIU\* L, 7-45  
 Nov. 17 at Marshall\* L, 0-23  
 Nov. 24 North Texas\* L, 21-24

**Southern Miss**

Nov. 10 Legion Field

**QUICK FACTS**

Location.....Hattiesburg, Miss.  
 Conference.....Conference USA  
 2017 Record.....8-5  
 Head Coach.....Jay Hopson  
 Career Record.....53-33 (7)  
 Record at School.....21-16 (3)  
 FB Contact.....Jack Duggan  
 Phone.....(601) 266-5947  
 Email.....jack.duggan@usm.edu  
 Website.....southernmiss.com

**2018 SCHEDULE (6-5, 5-3 C-USA)**

Sept. 1 Jackson State W, 55-7  
 Sept. 8 Louisiana-Monroe L, 20-21  
 Sept. 15 at Appalachian State Cancelled  
 Sept. 22 Rice\* W, 40-22  
 Sept. 29 at Auburn L, 13-24  
 Oct. 13 at North Texas\* L, 7-30  
 Oct. 20 UTSA\* W, 27-17  
 Oct. 27 at Charlotte\* L, 17-20  
 Nov. 3 Marshall\* W, 26-24  
**Nov. 10 at UAB\* L, 23-26 (OT)**  
 Nov. 17 Louisiana Tech\* W, 21-20  
 Nov. 24 at UTEP\* W, 39-7

**Texas A&M**

Nov. 17 Kyle Field

**QUICK FACTS**

Location.....College Station, Texas  
 Conference.....Southeastern  
 2017 Record.....7-6  
 Head Coach.....Jimbo Fisher  
 Career Record.....91-27 (9)  
 Record at School.....8-4 (1)  
 FB Contact.....Alan Cannon  
 Phone.....(979) 845-5725  
 Email.....alacannon@athletics.tamu.edu  
 Website.....12thman.com

**2018 SCHEDULE (8-4, 5-3 SEC)**

Aug. 30 Northwestern St. W, 59-7  
 Sept. 8 Clemson L, 26-28  
 Sept. 15 ULM W, 48-10  
 Sept. 22 at Alabama\* L, 23-45  
 Sept. 29 Arkansas\* W, 24-17  
 Oct. 6 Kentucky\* W, 20-14 (OT)  
 Oct. 13 at South Carolina W, 26-23  
 Oct. 27 at Mississippi State\* L, 13-28  
 Nov. 3 at Auburn\* L, 24-28  
 Nov. 10 Ole Miss\* L, 38-24  
**Nov. 17 UAB W, 41-20**  
 Nov. 24 LSU\* W, 74-72 (7OT)

**Middle Tennessee**

Nov. 25 Floyd Stadium

**QUICK FACTS**

Location.....Murfreesboro, La.  
 Conference.....Conference USA  
 2017 Record.....7-6  
 Head Coach.....Rick Stockstill  
 Career Record.....87-76 (13)  
 Record at School.....Same  
 FB Contact.....Mark Owens  
 Phone.....(615) 898-5057  
 Email.....owens@goblueraiders.com  
 Website.....goblueraiders.com

**2018 SCHEDULE (8-5, 7-1 C-USA)**

Sept. 1 at Vanderbilt L, 7-35  
 Sept. 8 UT-Martin W, 61-37  
 Sept. 15 at Georgia L, 7-49  
 Sept. 29 Florida Atlantic\* W, 25-24  
 Oct. 5 at Marshall\* W, 34-24  
 Oct. 13 at FIU\* L, 21-24  
 Oct. 20 Charlotte\* W, 21-13  
 Oct. 27 at Old Dominion\* W, 51-17  
 Nov. 2 WKU\* W, 29-10  
 Nov. 10 at UTEP\* W, 48-32  
 Nov. 17 at Kentucky\* L, 23-34  
**Nov. 24 UAB\* W, 27-3**  
**Dec. 1 UAB\* L, 25-27**



- UAB returned 20 starters, the second highest total in the FBS entering the 2018 season (10 on offense, seven on defense, three on special teams). The 10 returning starters on offense were tied for the most in college football.
- UAB also has the most graduates in the country, as well as the second most seniors in the nation.
- The Blazers have four players on the 2018 roster that were members of the 2014 team when the program was eliminated. Those players are: #13 Collin Lisa (WR), #19 Nick Vogel (PK), #72 Lee Dufour (OL) and #74 Bryant Novick (OL).
- The Blazers are 12-0 at home since their return to the field, and with each win, UAB continues to add to its new school record for longest home winning streak. UAB capped off its second-consecutive 6-0 season at Legion Field with a thrilling 26-23 overtime win against Southern Miss on Nov. 10. UAB is 87-52-1 overall since it started calling Legion Field home in 1991.
- The Blazers will not shy away from the competition upon their return. Along with participating as members of Conference USA in the West Division, UAB will play a Power 5 school in each of the next four seasons, including three from the SEC and one from the ACC (at Texas A&M in 2018, at Tennessee in 2019, at Miami in 2020 and at Georgia in 2021).
- UAB was picked to finish third in the West Division according the C-USA media members. The Blazers received three first place votes and were behind North Texas who was picked to win the West (18 first place votes) and Louisiana Tech (four first place votes).

- Five Blazers were named to national preseason watch lists in 2018, headlined by Spencer Brown who was on five.

**Spencer Brown**

Maxwell Award Watch List  
Walter Camp Award Watch List  
Doak Walker Award Watch List  
All-Conference USA Preseason Team  
No. 40 on Bruce Feldman's Freaks List

**A.J. Erdely**

Johnny Unitas Golden Arm Award  
Watch List  
Allstate Sugar Bowl Manning  
Award Watch List

**Lee Dufour**

Rimington Trophy Watch List

**Logan Scott**

John Mackey Award Watch List

**Craig Kanyangarara**

Wuerffel Trophy Watch List

**SPENCER BROWN ON UAB'S CAREER  
RUSHING LIST**

First Team All-Conference USA running back Spencer Brown ran for 156 yards and a touchdown in the C-USA Championship Game. He now has 2,478 yards in 26 career games and is averaging 95.3 yards per game for his career. Brown is Conference USA's third leading rusher with 1,149 yards and is averaging 88.4 yards per game this season. He is third on UAB's career rushing list and needs 340 yards to become the school's all-time leading rusher.

With his 12th career 100-yard rushing performance against Middle Tennessee, Spencer Brown is now tied for the all-time lead on the Blazers' career 100-yard rushing games list. Brown has played in 26 career games and has rushed for over 100 yards in 12 of them. He had six 100-yard rushing games in 2017 and has six this year.

MEDIA

SEASON  
REVIEW

STAFF

PLAYERS

HISTORY

#WinAsOne



Of his 12 100-yard performances, nine have come against C-USA opponents. He had a career-high 209 yards at Southern Miss in 2017 and became just one of eight players in school history to rush for over 200 yards.

#### **BROWN AMONGST C-USA RUSHING LEADERS**

Brown enters the bowl game with the third most rushing yards in Conference USA and is averaging 88.4 yards per game. He has six 100-yard games this season and has been over 90 yards in eight of 13 games. He also has 16 rushing touchdowns this season with 14 coming in the final 10 games.

#### **BROWN SETS SINGLE SEASON TOUCHDOWN RECORD**

Spencer Brown's game-winning 17-yard rushing touchdown in overtime against Southern Miss was his 14th of the season which established a new school record. He has 16 this season and has scored at least one touchdown in 10 of the last 11 games, four of which were multi-touchdown games. Brown now has 26 career rushing touchdowns in 26 career games, which is third all-time at UAB.

#### **SPENCER BROWN IN THE NATIONAL RANKS**

Spencer Brown's 16 rushing touchdowns this season are the seventh most nationally. Brown has scored a touchdown in 11 of 13 games this season.

#### **RUSHING ATTACK**

UAB had a school record 419 rushing yards against UTSA and has had at least 200 rushing yards in nine of 13 games this season. UAB ranks second in C-USA and 28th nationally averaging 208.8 yards per game. The Blazers have scored at least one rushing touchdown in 12 of 13 games.

#### **ERDELY ON THE CAREER TOUCHDOWN LISTS**

Senior quarterback A.J. Erdely has accounted for 41 touchdowns in his career, including 23 passing

and 18 rushing. His 41 career total touchdowns are fourth most at UAB. He ranks seventh in career passing touchdowns, sixth in career rushing touchdowns and is sixth in career passing yards with 3,780. Erdely is 15-7 as a starter for UAB.

#### **OFFENSIVE LINE EXPERIENCE**

The offensive line is a veteran group with a ton of experience. Four of the five starters are seniors and two of them (James Davis and Justice Powers) have started every game of their careers.

#### **UAB SETS SCHOOL RECORD IN TOTAL OFFENSE**

UAB set a school record with 668 yards of total offense and 419 yards of rushing offense in a 52-3 win over UTSA. It was just the fifth time in program history UAB had compiled more than 600 yards of offense.



*Spencer Brown runs against UTSA on Nov. 3. UAB set the school record with 668 yards of total offense and 419 yards of rushing offense against the Roadrunners.*

**500+ YARDS OF TOTAL OFFENSE**

The Blazers have had 500 yards of total offense twice this season and 28 times in program history. Along with the school record 668 yards vs. UTSA, UAB also had 548 yards against Savannah State in the season opener. The Blazers are 17-11 overall when compiling over 500 yards of total offense.

**LISA HAS CAREER NIGHT VS. SAVANNAH STATE**

Senior Collin Lisa had a career-high 10 catches against Savannah State and caught all 10 targets that came his way. His 10 catches were the most by any player in Conference USA and he was only one of eight players nation wide to have at least 10 catches in Week 1.

**UBOSI TIES SCHOOL RECORD AT RICE**

Wide receiver Xavier Ubosi had four catches for 196 yards and two touchdowns at Rice. The 196 receiving yards were the fifth most in school history. He also hauled in a 95-yard touchdown reception, which tied the longest scoring play in school history. Ubosi ranks third nationally in yards per reception at 22.0.

**THIRD DOWN SUCCESS**

UAB is 78-of-176 on third down this season (44.3 percent), which ranks them 27th nationally in that category. The Blazers have been very good in this category dating back to last season when they finished 18th nationally in third down conversions. The Blazers were 6-of-14 on third down in the championship game vs. Middle Tennessee.

**TYLER JOHNSTON III AS THE STARTER**

Tyler Johnston III is 3-1 as the UAB starter with his only loss coming at Texas A&M where he threw for 306 yards and two touchdowns. In

Johnston's four starts, he has thrown for 902 yards with seven touchdowns and seven interceptions, while completing 59.2 percent of his passes (58-of-98).

**BLAZERS LEAD THE NATION IN SHUTOUTS**

UAB is the first team in the history of Conference USA to have three shutouts in the same season. The most recent one was a 19-0 blanking of UTEP in El Paso. The Blazers opened the season with a 52-0 shutout over Savannah State, and also recorded a shutout at Rice (42-0). Entering the 2018 season, UAB only had five shutouts in school history as DI members. The Blazers have only allowed 88 total points in eight Conference USA games this season (11.0/game).

UAB was one of just four teams in the nation to pitch a shutout on week 1, along with Georgia (45-0 vs. Austin Peay), Georgia Tech (41-0 vs. Alcorn State) and Air Force (38-0 vs. Stony Brook). The shutout over Rice was the first time in 210 games Rice has been shut out.

**SACK ATTACK**

The Blazers rank fourth nationally in total sacks (43) and sacks per game (3.31). They had seven sacks against Southern Miss, and in the process set the single season school record which was previously 34 (set by the 2000 and 2014 teams). The defense is also spreading the wealth as 16 players have recorded a sack.

**TACKLES FOR LOSS**

UAB is fifth nationally in tackles for loss and had a season-high 13 against Southern Miss. The Blazers have a school record 105 TFL this year totaling 438 yards.





**NO FLY ZONE**

In the opening game of the season, UAB held Savannah State to just one completion the entire game as the Tigers finished 1-of-17 for 23 yards. It was the fewest passing yards UAB has allowed since WKU had 10 passing yards on Oct. 5, 1996. The Blazers have allowed 2,357 passing yards through 13 games, and quarterbacks are completing just 52.7 percent of their passes (193-of-366). UAB is currently 16th nationally in passing yards allowed per game.

**THIRD DOWN DEFENSE**

UAB held Middle Tennessee to 3-of-15 on third down in the C-USA title game and 7-of-28 in the two back-to-back games combined. The Blazers are second nationally in third down defense, holding opponents to just 25 percent on third down (41-of-161).

**FOURTH DOWN DEFENSE**

Not only are the Blazers great on third down, but they have been just as good on fourth down, holding opponents to just 5-of-18. The Blazers lead the nation in fourth down defense.

**SCORING DEFENSE**

UAB ranks 10th nationally in scoring defense at 17.3 points per game. In

eight C-USA games, UAB allowed 88 total points (11.0/game) and allowed 7, 7, 0, 21, 0, 3, 23 and 27 points in those contests.


**TRACKING NICK VOGEL**

Placekicker Nick Vogel is 47-of-48 on point after attempts and 12-of-21 on field goal attempts. All of his FG misses are from 40 yards or beyond.

Vogel has been a monster on kickoffs as 64 of his 73 have gone for touchbacks this year. His 73 kickoffs have traveled 4,712 yards and he is averaging 64.6 yards per kickoff. Vogel's touchback percentage of 87.67 ranks him third nationally.

**BLOCKED PUNTS**

In the first quarter vs. Rice, Chase Biles blocked a Jack Fox punt from the 18-yard line and recovered in the end zone for a touchdown. It was the first punt block returned for a touchdown since Nick Adams at Ohio State on Sept. 22, 2012. Gerrit Prince then blocked punt against UTSA which was converted into a 4-yard touchdown run on the next play by Spencer Brown. Against USM, A.J. Brooks blocked a punt against Southern Miss. UAB has three blocked punts this season.



NATIONAL AWARDS/NOMINEES

Bill Clark - Eddie Robinson National Coach of the Year Award (FWAA)  
Bill Clark - George Munger Collegiate Coach of the Year Finalist (MFC)  
Bill Clark - The Paul "Bear" Bryant Coach of the Year Finalist  
Spencer Brown - Maxwell Award Watch List  
Spencer Brown - Walter Camp Watch List  
Spencer Brown - Doak Walker Award Watch List  
Spencer Brown - No. 40 on Bruce Feldman's Freaks List  
A.J. Erdely - Johnny Unitas Golden Arm Award Watch List  
A.J. Erdely - Allstate Sugar Bowl Manning Award Watch List  
Lee Dufour - Rimington Trophy Watch List  
Craig Kanyangarara - Wuerffel Trophy Watch List  
Logan Scott - John Mackey Watch List

C-USA AWARDS

Spencer Brown - First Team All-Conference USA  
Justice Powers - First Team All-Conference USA  
Rishard Cook - Second Team All-Conference USA  
James Davis - Second Team All-Conference USA  
Malique Johnson - Second Team All-Conference USA  
Jameel Garcia-Williams - Second Team All-Conference USA  
Anthony Rush - Second Team All-Conference USA  
Xavier Ubosi - C-USA Honorable Mention  
Garrett Marino - C-USA Honorable Mention  
Quindarius Thagard - C-USA Honorable Mention  
Chris Woolbright - C-USA Honorable Mention  
Brontae Harris - C-USA Honorable Mention  
Mar'Sean Diggs - C-USA Honorable Mention  
Broderick Thomas - C-USA Honorable Mention  
Xavier Ubosi - Offensive Player of the Week (Oct. 15)  
Spencer Brown - Offensive Player of the Week (Oct. 22)  
Tre' Crawford - Defensive Player of the Week (Nov. 12)



GAME 1

Savannah State (0-1)	0	0	0	0	0
UAB (1-0)	7	21	10	14	52
Aug. 30   Legion Field   Birmingham, Ala.   27,124					



Defense Stifles Savannah State as UAB Blanks Tigers, 52-0

**BIRMINGHAM, Ala.** - The UAB football team notched its second largest margin of victory in program history on Thursday night as the Blazers defeated Savannah State 52-0 at Legion Field in front of 27,124 fans.

The Blazer defense held the Tigers to 178 yards of total offense and just 23 yards through the air en route to its first shutout since Nov. 29, 2008, against UCF. The 23 yards passing are the second fewest given up by UAB since allowing 10 yards through the air against WKU on Oct. 5, 1996.

"These were our fans here, and really, a great job as they always do," said head coach Bill Clark. "We've got a big road game next week and then we'll be playing Tulane at 12 p.m. the week after next, which is a really great opponent. Hopefully they'll come out and support us again. We're very appreciative of them."

Sophomore running back Spencer Brown tallied his seventh career 100-yard rushing performance which moved him into fourth place on UAB's career 100-yard rushing list. He finished with 102 yards on 18 carries.

Senior wide receiver Collin Lisa had a career night with 10 catches for 93 yards and a touchdown, while quarterback A.J. Erdely threw for 228 yards and two touchdowns.

Defensively, linebacker Kristopher Moll had a team-high five tackles, while Jamell Garcia-Williams had four tackles, two TFL and a sack. Chris Woolbright and Brontae Harris each had interceptions, while Woolbright returned his to the house for a touchdown.

Qtr	Time	Scoring Play, Plays-Yards	SSU	UAB
1st	10:54	UAB - Brown 3 yard run (Vogel kick), 9-70	0	7
2nd	07:58	UAB - Woolbright 34 yard interception (Vogel kick)	0	14
2nd	04:55	UAB - Wilson 14 yard pass from Erdely (Vogel kick), 5-43	0	21
2nd	02:37	UAB - Davis 1 yard run (Vogel kick), 6-62	0	28
3rd	07:24	UAB - Lisa 11 yard pass from Erdely (Vogel kick), 10-75	0	35
3rd	00:35	UAB - Vogel 23 yard field goal	0	38
4th	11:21	UAB - Stanley 4 yard run (Vogel kick), 7-70	0	45
4th	03:23	UAB - Noble III 6 yard run (Vogel kick), 8-88	0	52

Team Statistics

	SSU	UAB
<b>FIRST DOWNS</b>	12	36
Rushing	9	16
Passing	1	16
Penalty	2	4
<b>NET YARDS RUSHING</b>	155	285
Rushing Attempts	38	54
Average Per Rush	4.1	5.3
Rushing Touchdowns	0	4
Yards Gained Rushing	179	295
Yards Lost Rushing	24	10
<b>NET YARDS PASSING</b>	23	263
Completions-Attempts-Int	1-17-2	23-29-1
Average Per Attempt	1.4	9.1
Average Per Completion	23.0	11.4
Passing Touchdowns	0	2
<b>TOTAL OFFENSE</b>	178	548
Total Offense Plays	55	83
Average Gain Per Play	3.2	6.6
Fumbles: Number-Lost	0-0	1-1
Penalties: Number-Yards	10-94	4-55
<b>PUNTS-YARDS</b>	11-414	2-97
Average Yards Per Punt	37.6	48.5
Net Yards Per Punt	33.6	38.5
Inside 20	4	0
50+ Yards	2	1
Touchback	1	1
Fair Catch	4	1
<b>KICKOFFS-YARDS</b>	1-61	9-578
Average Yards Per Kickoff	61.0	64.2
Net Yards Per Kickoff	35.0	39.6
Touchbacks	0	7
Punt Returns: Number-Yards-TD	0-0-0	2-24-0
Average Per Return	0.0	12.0
Kickoff Returns: Number-Yards-TD	2-47-0	1-26-0
Average Per Return	23.5	26.0
Interceptions: Number-Yards-TD	1-0-0	2-32-1
Fumble Return: Number-Yards-TD	0-0-0	0-0-0
Possession Time	22:59	37:01
1st Quarter	5:10	9:50
2nd Quarter	5:02	9:58
3rd Quarter	6:33	8:27
4th Quarter	6:14	8:46
Third Down Conversions	1-of-12	8-of-12
Fourth-Down Conversions	0-of-0	0-of-0
Red-Zone Scores-Chances	0-0	7-7
Touchdowns	0-0	6-7
Field Goals	0-0	1-7
Sacks By: Number-Yards		2-12
PAT Kicks	1-1	7-7
Field Goals	0-0	1-1

Statistical Leaders

Savannah State					UAB				
Rushing	Att.	Yds	TD	Lg	Att.	Yds	TD	Lg	Att.
Saxton	7	46	0	18	6.6	Brown	18	102	1
McCloud	12	43	0	13	3.6	Johnston III	6	71	0
Gibbons	8	40	0	20	5.0	Noble III	7	46	1
Durham	6	37	0	16	6.2	Street	7	20	0
Cole	1	0	0	0	0.0	Erdely	4	16	0
Bell	3	-2	0	4	-0.7	Davis	6	14	1
Shah	1	-9	0	0	-9.0	Whitmore	3	10	0
<b>Totals</b>	<b>38</b>	<b>155</b>	<b>0</b>	<b>20</b>	<b>4.1</b>	Stanley	2	8	1
<b>Passing C-A-I Yds TD Lg</b>					<b>Passing C-A-I Yds TD Lg</b>				
Gibbons	1-9-1	23	0	23	Erdely	22-28-1	228	2	48
Bell	0-0-1	0	0	0	Johnston III	1-1-0	35	0	35
<b>Totals</b>	<b>1-17-2</b>	<b>23</b>	<b>0</b>	<b>23</b>	<b>Totals</b>	<b>23-29-1</b>	<b>263</b>	<b>2</b>	<b>48</b>
<b>Receiving No. Yds TD Lg</b>					<b>Receiving No. Yds TD Lg</b>				
Snead	1	23	0	23	Lisa	10	93	1	19
<b>Totals</b>	<b>1</b>	<b>23</b>	<b>0</b>	<b>23</b>	Wilson	3	37	1	14

Bell	0-8-1	0	0	0	Passing C-A-I	Yds	TD	Lg
Totals	1-17-2	23	0	23	Erdely	22-28-1	228	2 48
					Johnston III	1-1-0	35	0 35
Receiving No.	Yds	TD	Lg		Totals	23-29-1	263	2 48
Snead	1	23	0	23				
Totals	1	23	0	23				
					Receiving No.	Yds	TD	Lg
					Lisa	10	93	1 19
					Wilson	3	37	1 14
					Street	3	11	0 9
					Parham	2	26	0 14
					Ubosi	1	48	0 48
					Walker	1	35	0 35
					Lee	1	8	0 8
					Carter	1	4	0 4
					Watkins	1	1	0 1
					Totals	23	263	2 48





GAME 2

UAB (1-1)	14	10	0	0	24
CCU (1-1)	7	13	7	20	47

Sept. 8 | Brooks Stadium | Conway, S.C. | 9,776



UAB Falls to Coastal Carolina on the Road, 47-24

**CONWAY, S.C.** – The UAB football team fell to Coastal Carolina 47-24 on Saturday night at Brooks Stadium in Conway, S.C.

Spencer Brown ran for 94 yards on the night and moved into eighth place on UAB's career rushing list. The Blazers compiled 435 yards of total offense with 286 yards coming on the ground.

UAB (1-1) has now rushed for at least 285 yards in each of its first two games this season.

Fitzgerald Mofor led the defense with a career-high 11 tackles, while Quindarius Thagard, D.A. Williams and Chris Woolbright all set new career highs in tackles against Coastal Carolina. Thagard and Woolbright picked up six while Williams had five.

The Chanticleers took a 27-24 lead with 7:04 left in the third when Outlow converted a third-and-goal from the 1-yard line for his second rushing score of the game.

Coastal Carolina tacked on three more touchdowns in the fourth quarter, the first coming on a seven-yard pass from Kilton Anderson to Alex James with 11:14 left to play. CCU's Torrance Marable scored the second on a two-yard touchdown run with 3:17 remaining. Following a UAB turnover, Marable scored his third touchdown of the night, a 34-yard rushing score with just three minutes to play in the fourth quarter as Coastal took a 47-24 lead.

Qtr	Time	Scoring Play, Plays-Yards	UAB	CCU
1st	14:17	CCU - Outlow 60 yard run (Biscardi kick), 3-75	0	7
1st	09:06	UAB - Erdely 4 yard run (Vogel kick), 11-75	7	7
1st	03:42	UAB - Davis 14 yard run (Vogel kick), 8-62	14	7
2nd	13:35	UAB - Parham 64 yd run (Vogel kick), 5-80	21	7
2nd	12:10	CCU - Marable 29 yard pass from Anderson (Biscardi kick), 4-75	21	14
2nd	05:56	CCU - Anderson 26 yard run (Biscardi kick failed)	21	20
2nd	02:45	UAB - Vogel 42 yard field goal, 7-40	24	20
3rd	07:04	CCU - Outlow 1 yard run (Biscardi kick), 11-85	24	27
4th	11:14	CCU - James 7 yard pass from Anderson (Biscardi kick failed), 12-67	24	33
4th	03:17	CCU - Marable 2 yard run (Prosser kick), 9-55	24	40
4th	03:00	CCU - Marable 34 yard run (Prosser kick), 1-34	24	47

Team Statistics	UAB	CCU
<b>FIRST DOWNS</b>	26	25
Rushing	16	13
Passing	8	7
Penalty	2	5
<b>NET YARDS RUSHING</b>	286	296
Rushing Attempts	41	43
Average Per Rush	7.0	6.9
Rushing Touchdowns	3	5
Yards Gained Rushing	308	318
Yards Lost Rushing	22	22
<b>NET YARDS PASSING</b>	149	167
Completions-Attempts-Int	12-27-1	11-18-0
Average Per Attempt	5.5	9.3
Average Per Completion	12.4	15.2
Passing Touchdowns	0	2
<b>TOTAL OFFENSE</b>	435	463
Total Offense Plays	68	61
Average Gain Per Play	6.4	7.6
Fumbles: Number-Lost	1-0	1-0
Penalties: Number-Yards	15-143	5-55
<b>PUNTS-YARDS</b>	2-76	3-114
Average Yards Per Punt	38.0	38.0
Net Yards Per Punt	38.0	31.3
Inside 20	2	0
50+ Yards	0	0
Touchback	0	1
Fair Catch	0	1
<b>KICKOFFS-YARDS</b>	5-325	8-491
Average Yards Per Kickoff	65.0	61.4
Net Yards Per Kickoff	40.0	40.6
Touchbacks	5	2
Punt Returns: Number-Yards-TD	0-0-0	0-0-0
Average Per Return	0.0	0.0
Kickoff Returns: Number-Yards-TD	5-116-0	0-0-0
Average Per Return	23.2	0.0
Interceptions: Number-Yards-TD	0-0-0	1-1-0
Fumble Return: Number-Yards-TD	0-0-0	0-0-0
Possession Time	28:55	31:05
1st Quarter	9:30	5:30
2nd Quarter	8:18	6:42
3rd Quarter	5:15	9:45
4th Quarter	5:52	9:08
Third Down Conversions	5-of-12	7-of-10
Fourth-Down Conversions	0-of-1	0-of-0
Red-Zone Scores-Chances	3-3	3-3
Touchdowns	2-3	3-3
Field Goals	1-3	0-3
Sacks By: Number-Yards	2-16	2-15
PAT Kicks	3-3	5-7
Field Goals	1-3	0-0

Statistical Leaders

UAB	Coastal Carolina
<b>Rushing Att. Yds TD Lg Avg.</b>	<b>Rushing Att. Yds TD Lg Avg.</b>
Brown 20 94 0 11 4.7	Outlow 20 140 2 60 7.0
Erdely 12 68 1 24 5.7	Marable 7 80 2 34 11.4
Parham 1 64 1 64 64.0	Anderson 13 72 1 26 5.5
Davis 6 47 1 16 7.8	James 3 4 0 4 1.3
Carter 1 12 0 12 12.0	<b>Totals 43 318 5 60 6.9</b>
Noble III 1 1 0 1 1.0	<b>Passing C-A-I Yds TD Lg</b>
<b>Totals 41 286 3 64 7.0</b>	Anderson 11-18-0 167 2 35
<b>Passing C-A-I Yds TD Lg</b>	<b>Totals 11-18-0 167 2 35</b>
Erdely 12-26-1 149 0 40	
TEAM 0-1-0 0 0 0	<b>Receiving No. Yds TD Lg</b>
<b>Totals 12-27-1 149 0 40</b>	Tyler 3 63 0 35
	Miller 3 39 0 17
	Williams 2 20 0 11
	Marable 1 29 1 29
	Outlow 1 9 0 9
	James 1 7 1 7
	<b>Totals 11 167 2 35</b>
<b>Receiving No. Yds TD Lg</b>	
Parham 3 65 0 40	
Watkins 2 40 0 24	
Wilson 2 27 0 16	
Lisa 2 15 0 14	
Lee 1 7 0 7	
Brown 1 0 0 0	
Ubosi 1 -5 0 0	
<b>Totals 12 149 0 40</b>	

# GAME 3

TULANE (1-2)	0	7	14	3	24
UAB (2-1)	7	14	3	7	31

Sept. 15 | Legion Field | Birmingham, Ala. | 21,991



## UAB Football Defeats Tulane 31-24 on Saturday

**BIRMINGHAM** - With the game tied at 24-24 early in the fourth quarter, the UAB football team put together a 13-play, 93-yard drive which took up 7:34 and capped it with a 14-yard touchdown pass to Logan Scott, as the Blazers defeated Tulane 31-24 on Saturday at Legion Field.

The drive was UAB's longest scoring drive of the season in plays, yards and time of possession. The defense followed it up with a crucial takeaway with two minutes to go and a sack as time expired to secure the victory.

UAB is now 8-0 at home since its return to the playing field which has tied a school record for consecutive home wins.

UAB (2-1) used a stout defensive effort to shutdown the Tulane offense, holding the Green Wave to just 7-of-24 passing for 180 yards. Kristopher Moll had stellar day as he forced a fumble which resulted in a 48-yard touchdown return by Garrett Marino, while Moll also added his first career interception, a sack and a TFL.

The defense led the charge all day, racking up six sacks and 10 TFLs while forcing three Tulane turnovers.

Spencer Brown rushed for 101 yards and a touchdown to notch his eighth career 100-yard rushing performance. The Blazers, who lead Conference USA in rushing, compiled 269 rushing yards and has had no less than that number in all three of their games.

Qtr	Time	Scoring Play, Plays-Yards	TULANE	UAB
1st	11:18	UAB - Erdely 8 yard run (Vogel kick), 9-65	0	7
2nd	12:25	UAB - Brown 2 yd run (Vogel kick), 13-59	0	14
2nd	09:29	TLN - Bradwell 3 yard run (Glover kick), 8-75	7	14
2nd	02:31	UAB - Marino 48 yard fumble return (Vogel kick)	7	21
3rd	13:12	TLN - Mooney 44 yard pass from Banks (Glover kick), 6-75	14	21
3rd	08:49	UAB - Vogel 37 yard field goal, 10-55	14	24
3rd	06:12	TLN - Mooney 24 yard pass from Banks (Glover kick), 6-75	21	24
4th	10:01	TLN - Glover 40 yard field goal, 8-32	24	24
4th	02:54	UAB - Scott 14 yard pass from Erdely (Vogel kick), 13-93	24	31

## Team Statistics

	TULANE	UAB
<b>FIRST DOWNS</b>	17	25
Rushing	8	16
Passing	6	8
Penalty	3	1
<b>NET YARDS RUSHING</b>	175	269
Rushing Attempts	40	56
Average Per Rush	4.4	4.8
Rushing Touchdowns	1	2
Yards Gained Rushing	221	273
Yards Lost Rushing	46	4
<b>NET YARDS PASSING</b>	180	180
Completions-Attempts-Int	7-26-1	12-27-2
Average Per Attempt	6.9	6.7
Average Per Completion	25.7	15.0
Passing Touchdowns	2	1
<b>TOTAL OFFENSE</b>	355	449
Total Offense Plays	66	83
Average Gain Per Play	5.4	5.4
Fumbles: Number-Lost	3-2	0-0
Penalties: Number-Yards	2-25	8-80
<b>PUNTS-YARDS</b>	3-142	4-127
Average Yards Per Punt	47.3	31.8
Net Yards Per Punt	45.3	30.8
Inside 20	2	1
50+ Yards	1	0
Touchback	0	0
Fair Catch	2	1
<b>KICKOFFS-YARDS</b>	5-311	6-390
Average Yards Per Kickoff	62.2	65.0
Net Yards Per Kickoff	43.8	40.0
Touchbacks	3	6
<b>Punt Returns: Number-Yards-TD</b>	1-4-0	1-6-0
Average Per Return	4.0	6.0
<b>Kickoff Returns: Number-Yards-TD</b>	0-0-0	1-17-0
Average Per Return	0.0	17.0
<b>Interceptions: Number-Yards-TD</b>	2-0-0	1-8-0
Fumble Return: Number-Yards-TD	0-0-0	1-48-1
<b>Possession Time</b>	23:21	36:39
1st Quarter	3:48	11:12
2nd Quarter	8:39	6:21
3rd Quarter	5:31	9:29
4th Quarter	5:23	9:37
<b>Third Down Conversions</b>	3-of-13	10-of-19
<b>Fourth-Down Conversions</b>	2-of-4	2-of-3
<b>Red-Zone Scores-Chances</b>	2-2	4-6
Touchdowns	1-2	3-6
Field Goals	1-2	1-6
<b>Sacks By: Number-Yards</b>	0-0	6-35
<b>PAT Kicks</b>	3-3	4-4
<b>Field Goals</b>	1-1	1-1

## Statistical Leaders

Tulane	UAB
<b>Rushing Att. Yds TD Lg Avg.</b>	<b>Rushing Att. Yds TD Lg Avg.</b>
Bradwell 15 90 1 21 6.0	Brown 24 101 1 18 4.2
Dauphine 8 55 0 45 6.9	Stanley 8 56 0 16 7.0
Banks 9 13 0 25 1.4	Erdely 10 53 1 13 5.3
Jones 1 10 0 10 10.0	Johnston III 3 30 0 21 10.0
Huderson 6 9 0 4 1.5	Davis 10 27 0 12 2.7
TEAM 1 -2 0 0 -2.0	Parham 1 2 0 2 2.0
<b>Totals 40175 1 45 4.4</b>	<b>Totals 56269 2 21 4.8</b>

Tulane	UAB
<b>Passing C-A-I Yds TD Lg</b>	<b>Passing C-A-I Yds TD Lg</b>
Banks 7-24-1 180 2 44	Erdely 12-27-2 180 1 45
Demos 0-2-0 0 0 0	<b>Totals 12-27-2 180 1 45</b>
<b>Totals 7-26-1 180 2 44</b>	

Tulane	UAB
<b>Receiving No. Yds TD Lg</b>	<b>Receiving No. Yds TD Lg</b>
Mooney 4 123 2 44	Wilson 3 30 0 12
James 1 30 0 30	Carter 2 49 0 45
Encalade 1 21 0 21	Parham 2 36 0 28
Toles 1 6 0 6	Watkins 2 22 0 13
<b>Totals 7 180 2 44</b>	Lisa 1 22 0 22
	Scott 1 14 1 14
	Lee 1 7 0 7
	<b>Totals 8 105 0 30</b>

GAME 4

CHARLOTTE (2-3, 1-1)	14	7	0	7	28
UAB (3-1, 1-0)	0	0	0	7	7
Sept. 29   Legion Field   Birmingham, Ala.   25,395					



UAB Sets School Record With 28-7 Win Over Charlotte

**BIRMINGHAM** – History was made at Legion Field on Saturday night as a dominant first half from both the UAB offense and defense saw the Blazers win their program-best ninth-straight home game with a 28-7 victory over the Charlotte 49ers.

The win snapped the previous home-winning streak of eight games, set over the 1995 and 1996 seasons. The Blazers are now 9-0 at Legion Field since returning to action in 2017.

UAB (3-1, 1-0 C-USA) tallied 284 of its 330 total offensive yards in the first half, while scoring three times to put the game away early. Quarterback A.J. Erdely paced the Blazers offensively, going 13-of-16 through the air for 214 yards and one score and adding 21 yards rushing on 10 carries and a rushing touchdown.

Sophomore running back Spencer Brown continued to be a work horse for the Blazers' attack, rushing for 68 yards on 18 carries and scoring two times, his first multi-score game of the season and the third of his career. As a team, the Blazers had 119 yards on the ground.

Five different Blazers hauled in at least two catches, paced by Collin Lisa who brought in three passes for 56 yards. Senior Andre Wilson score on UAB's opening possession with a 35-yard touchdown reception and finished with two catches for 67 yards.

Defensively, UAB played lights out, holding Charlotte to 55 yards of total offense in the first half and forcing two turnovers in the game. The Blazers also notched seven tackles for loss in the game, including five sacks.

Chris Woolbright was nearly unstoppable on Saturday, recording a career-high eight tackles, two for a loss and a sack, while Broderick Thomas and D.A. Williams recorded five tackles and four tackles, respectively.

Cornerback Brontae Harris captured his second interception of the season in the first half to go along with four tackles and a TFL. Will Dawkins forced the only other turnover of the contest with a game-clinching fumble late in the fourth quarter, which he also recovered.

Qtr	Time	Scoring Play, Plays-Yards	CHARLOTTE	UAB
1st	11:15	UAB - Wilson 35 yard pass from Erdely (Vogel kick), 7-73	0	7
1st	03:41	UAB - Brown 2 yard run (Vogel kick), 8-73	0	14
2nd	04:28	UAB - Erdely 4 yard run (Vogel kick), 11-75	0	21
4th	05:51	CHAR - Reynolds 4 yard run (Cruz kick), 4-55	7	21
4th	03:30	UAB - Brown 2 yard run (Vogel kick), 7-53	7	28

Team Statistics CHARLOTTE UAB

<b>FIRST DOWNS</b>	16	14
Rushing	4	5
Passing	9	8
Penalty	3	1
<b>NET YARDS RUSHING</b>	69	119
Rushing Attempts	34	35
Average Per Rush	2.0	3.4
Rushing Touchdowns	1	3
Yards Gained Rushing	119	136
Yards Lost Rushing	50	17
<b>NET YARDS PASSING</b>	194	214
Completions-Attempts-Int	17-25-1	14-18-0
Average Per Attempt	7.8	11.9
Average Per Completion	11.4	15.3
Passing Touchdowns	0	1
<b>TOTAL OFFENSE</b>	263	333
Total Offense Plays	59	53
Average Gain Per Play	4.5	6.3
Fumbles: Number-Lost	2-1	0-0
Penalties: Number-Yards	7-76	5-83
<b>PUNTS-YARDS</b>	5-189	4-169
Average Yards Per Punt	37.8	42.2
Net Yards Per Punt	36.2	41.0
Inside 20	1	2
50+ Yards	0	1
Touchback	0	0
Fair Catch	2	3
<b>KICKOFFS-YARDS</b>	1-55	5-307
Average Yards Per Kickoff	55.0	61.4
Net Yards Per Kickoff	38.0	41.4
Touchbacks	0	4
<b>Punt Returns: Number-Yards-TD</b>	1-5-0	1-8-0
Average Per Return	5.0	8.0
<b>Kickoff Returns: Number-Yards-TD</b>	0-0-0	1-17-0
Average Per Return	0.0	17.0
<b>Interceptions: Number-Yards-TD</b>	0-0-0	1-0-0
<b>Fumble Return: Number-Yards-TD</b>	0-0-0	0-0-0
<b>Possession Time</b>	33:37	26:23
1st Quarter	6:27	8:33
2nd Quarter	6:22	8:38
3rd Quarter	11:27	3:33
4th Quarter	9:21	5:39
<b>Third Down Conversions</b>	4-of-13	6-of-11
<b>Fourth-Down Conversions</b>	0-of-1	0-of-1
<b>Red-Zone Scores-Chances</b>	1-1	3-3
Touchdowns	1-1	3-3
Field Goals	0-1	0-3
<b>Sacks By: Number-Yards</b>	1-9	5-37
<b>PAT Kicks</b>	1-1	4-4
<b>Field Goals</b>	0-0	0-0

Statistical Leaders

Charlotte					UAB				
Rushing	Att.	Yds	TD	Lg	Avg.	Rushing	Att.	Yds	TD
Lemay	14	83	0	20	5.9	Brown	18	68	2
Klugh	3	11	0	6	3.7	Street	2	21	0
McAllister	6	7	0	8	1.2	Erdely	10	21	1
Camp	1	1	0	1	1.0	Stanley	2	10	0
Bent	1	-4	0	0	-4.0	Johnston III	1	1	0
TEAM	1	-5	0	0	-5.0	TEAM	2	-2	0
Reynolds	8	-24	1	8	-3.0	Totals	35	119	3
Totals	34	69	1	20	2.0		21	3.4	

Passing C-A-I Yds TD Lg				
Erdely	13	16	0	214
Wilson	0	1	0	0
Johnston III	1	1	0	0
Totals	14	18	0	214

Receiving No. Yds TD Lg				
Arnold	6	101	0	48
Quattliebbaum	3	49	0	22
Kofa	2	8	0	5
McAllister	2	4	0	3
Phillips	1	12	0	12
Lemay	1	11	0	11
Tucker	1	6	0	6
Tyler	1	3	0	3
Totals	17	194	0	48

Receiving No. Yds TD Lg				
Lisa	3	56	0	22
Wilson	2	67	1	35
Uboosi	2	46	0	37
Watkins	2	19	0	11
Parham	2	11	0	11
Stanley	1	8	0	8
Brown	1	6	0	6
Lee	1	1	0	1
Totals	14	214	1	37





GAME 5

UAB (4-1, 2-0)	0	7	7	14	28
LA TECH (3-2, 1-1)	7	0	0	0	7
Oct. 6   Joe Aillet Stadium   Ruston, La.   18,983					



**UAB Moves Into First Place With 28-7 Win at Louisiana Tech**  
**RUSTON, La.** – Spencer Brown found the end zone two times on Saturday night to compliment a dominant performance from the Blazer defense as the UAB football team took sole possession of first place in the C-USA West Division with a 28-7 victory over Louisiana Tech.

UAB's (4-1, 2-0 C-USA) win marks its first in Ruston and clinched back-to-back wins over Louisiana Tech for the first time in school history, while the 21-point margin of victory was the Blazers' largest in a road game since winning 45-24 at Southern Miss on Nov. 29, 2014.

Brown was the Green and Gold's most lethal player on the offensive side of the ball, rushing 20 times for 90 yards and two scores. Brown has now recorded a multi-touchdown game four times in his career and in back-to-back games after finding the back of the end zone twice against Charlotte.

Quarterback A.J. Erdely also provided a spark on the ground, rushing 13 times for 76 yards and touchdown, while adding 136 yards passing and throwing for one score. Erdely was one yard shy of his career high of 77 set last year at Ball State.

UAB finished the night with 229 of its 365 total yards on the ground, the fourth game that the Blazers have had at least 200 yards of total rushing this year.

Three Blazer receivers hauled in two catches on the night, paced by Xavier Ubosi, who finished the night with 50 yards and his second career touchdown catch. Collin Lisa tacked on 46 yards through the air on two receptions, while Kailon Carter matched his career high with two catches for 31 yards.

Defensively, Kris Moll led the way with career highs in tackles (8) and tackles for loss (2), while forcing a fumble late in the third quarter to set up a Blazer touchdown. Tre' Crawford and Mar'Sean Diggs each recorded seven tackles, respectively, with Diggs capturing his second interception of the season.

As a unit, the Green and Gold notched five sacks, their third consecutive game with at least five, while recording 10 tackles for loss on the evening. UAB also did well to get off the field, holding Louisiana Tech to just two third-down conversions on 12 attempts.

Qtr	Time	Scoring Play, Plays-Yards	UAB	LT
1st	13:24	LT - McKnight 5 yard run (Hale kick), 3-32	0	7
2nd	10:26	UAB - Ubosi 40 yard pass from Erdely (Vogel kick), 5-70	7	7
3rd	07:18	UAB - Brown 1 yard run (Vogel kick), 5-27	14	7
4th	08:08	UAB - Brown 26 yard run (Vogel kick), 10-89	21	7
4th	04:35	UAB - Erdely 38 yard run (Vogel kick), 3-46	28	7

Team Statistics	UAB	LT
<b>FIRST DOWNS</b>	16	15
— Rushing	10	9
— Passing	6	5
— Penalty	0	1
<b>NET YARDS RUSHING</b>	229	149
— Rushing Attempts	44	40
— Average Per Rush	5.2	3.7
— Rushing Touchdowns	3	1
— Yards Gained Rushing	239	205
— Yards Lost Rushing	10	56
<b>NET YARDS PASSING</b>	136	109
— Completions-Attempts-Int	8-24-1	10-24-1
— Average Per Attempt	5.7	4.5
— Average Per Completion	17.0	10.9
— Passing Touchdowns	1	0
<b>TOTAL OFFENSE</b>	365	258
— Total Offense Plays	68	64
— Average Gain Per Play	5.4	4.0
Fumbles: Number-Lost	1-0	2-2
Penalties: Number-Yards	5-50	2-17
<b>PUNTS-YARDS</b>	7-283	8-312
— Average Yards Per Punt	40.4	39.0
— Net Yards Per Punt	37.6	36.0
— Inside 20	2	2
— 50+ Yards	1	0
— Touchback	1	0
— Fair Catch	5	3
<b>KICKOFFS-YARDS</b>	5-337	2-126
— Average Yards Per Kickoff	67.4	63.0
— Net Yards Per Kickoff	42.4	38.0
— Touchbacks	4	0
Punt Returns: Number-Yards-TD	2-24-0	0-0-0
— Average Per Return	12.0	0.0
Kickoff Returns: Number-Yards-TD	2-50-0	1-25-0
— Average Per Return	25.0	25.0
Interceptions: Number-Yards-TD	1-0-0	1-0-0
Fumble Return: Number-Yards-TD	3-0-0	0-0-0
Possession Time	32:01	29:59
— 1st Quarter	5:22	9:38
— 2nd Quarter	8:06	6:54
— 3rd Quarter	6:43	8:17
— 4th Quarter	9:50	5:10
Third Down Conversions	5-of-15	2-of-12
Fourth-Down Conversions	0-of-2	0-of-1
Red-Zone Scores-Chances	1-1	1-1
— Touchdowns	1-1	1-1
— Field Goals	0-1	0-1
Sacks By: Number-Yards	5-31	1-2
PAT Kicks	4-4	1-1
Field Goals	0-0	0-1

Statistical Leaders

UAB	LA Tech
<b>Rushing Att. Yds TD Lg Avg.</b>	<b>Rushing Att. Yds TD Lg Avg.</b>
Brown 20 90 2 26 4.5	McKnight 15 80 1 27 5.3
Erdely 13 76 1 38 5.8	Smith 14 40 0 58 2.9
Stanley 6 40 0 18 6.7	Henderson 6 15 0 9 2.5
Street 4 21 0 12 5.2	Tucker 5 14 0 8 2.8
Wilson 1 2 0 2 2.0	
<b>Totals 44-229 3 38 5.2</b>	<b>Totals 40-149 1 58 3.7</b>

Passing C-A-I Yds TD Lg	Smith 10-24-1 109 0 28
Erdely 8-24-1 136 1 40	<b>Totals 10-24-1 109 0 28</b>
<b>Totals 8-24-1 136 1 40</b>	

Receiving No. Yds TD Lg	Veal 6 66 0 17
Ubosi 2 50 1 40	Hardy 2 33 0 28
Lisa 2 46 0 23	Powell 1 8 0 8
Carter 2 31 0 23	Bonnette 1 2 0 2
Lee 1 6 0 6	<b>Totals 10 109 0 28</b>
Street 1 3 0 3	
<b>Totals 8 136 1 40</b>	

GAME 6

UAB (5-1, 3-0)	14	14	14	0	42
RICE (1-6, 0-3)	0	0	0	0	0
Oct. 13   Rice Stadium   Houston, Texas   18,916					



UAB Shuts Out Rice 42-0

**HOUSTON** – The UAB football team matched its best start in school history with a dominating 42-0 victory over Rice on Saturday afternoon at Rice Stadium.

The Blazers (5-1, 3-0 C-USA) earned their second shutout of the season, along with their season-opening 52-0 victory over Savannah State. It is the first time UAB has recorded two shutouts in the same season and the first time Rice has been held scoreless in 210 games.

UAB's defense entered the game ranked second nationally in sacks per game, averaging 4.0 and posted three quarterback sacks against the Owls, giving them 19 sacks in its last four games. The pass defense was stout once again as they entered the game second in the nation in passing yards allowed and held Rice to just 136 yards through the air.

The secondary is now holding opponents to 134.8 yards per game through the air and has yet to allow a 200-yard passer this year. UAB also held Rice to just 1-of-17 on third-down attempts.

Rice (1-6, 0-3 C-USA) was held to 186 yards of total offense, while the Blazers limited the Owls to just 50 yards rushing. UAB added nine TFLs and a fumble recovery to its impressive defensive day.

Quarterback A.J. Erdely and wide receiver Xavier Ubosi connected several times throughout the day and for big results. Ubosi hauled in four passes for 196 and two touchdowns. He tied his career high in receptions and set new career highs for receiving yards and longest reception as he brought in a 95-yard touchdown strike. The 95-yard receiving touchdown tied a record for the longest scoring play in school history.

Erdely went 11-for-17 with 274 yards passing and two passing touchdowns. The signal caller also ran for 29 yards and a score.

The UAB rushing attack rolled up 208 yards on the ground and punched the ball into the end zone three times. The Green and Gold have had no less than two rushing touchdowns in each game this season and have scored three rushing touchdowns in five-of-six games. Luscious Stanley led the charge with a career-high 70 yards on nine carries while Spencer Brown added 36 yards and a score.

Jarrion Street notched his first career touchdown in the third quarter as he plugged into the end zone from a yard out. The Trussville, Ala. native ran for 37 yards on six carries against Rice.

Qtr	Time	Scoring Play, Plays-Yards	UAB	RICE
1st	14:21	UAB - Ubosi 38 yard pass from Erdely (Vogel kick), 4-75	7	0
1st	08:57	UAB - Biles blocked punt (Vogel kick)	14	0
2nd	10:04	UAB - Ubosi 95 yard pass from Erdely (Vogel kick), 3-99	21	0
2nd	01:16	UAB - Erdely 19 yard run (Vogel kick), 3-66	28	0
3rd	10:10	UAB - Street 2 yard run (Vogel kick), 6-80	35	0
3rd	09:36	UAB - Brown 2 yard run (Vogel kick)	42	0

Team Statistics UAB RICE

<b>FIRST DOWNS</b>	18	9
Rushing	8	1
Passing	8	7
Penalty	2	1
<b>NET YARDS RUSHING</b>	208	50
Rushing Attempts	45	37
Average Per Rush	4.6	1.4
Rushing Touchdowns	3	0
Yards Gained Rushing	231	88
Yards Lost Rushing	23	38
<b>NET YARDS PASSING</b>	274	136
Completions-Attempts-Int	11-19-13	28-0
Average Per Attempt	14.4	4.9
Average Per Completion	24.9	10.5
Passing Touchdowns	2	0
<b>TOTAL OFFENSE</b>	482	186
Total Offense Plays	65	65
Average Gain Per Play	7.5	2.9
Fumbles: Number-Lost	1-1	2-1
Penalties: Number-Yards	2-30	5-42
<b>PUNTS-YARDS</b>	6-206	13-588
Average Yards Per Punt	34.3	45.2
Net Yards Per Punt	34.3	33.3
Inside 20	0	2
50+ Yards	0	6
Touchback	0	5
Fair Catch	3	1
<b>KICKOFFS-YARDS</b>	7-453	1-65
Average Yards Per Kickoff	64.7	65.0
Net Yards Per Kickoff	43.3	40.0
Touchbacks	6	1
Punt Returns: Number-Yards-TD	3-55-1	0-0-0
Average Per Return	18.3	0.0
Kickoff Returns: Number-Yards-TD	0-0-0	0-0-0
Average Per Return	0.0	0.0
Interceptions: Number-Yards-TD	0-0-0	1-0-0
Fumble Return: Number-Yards-TD	1-12-0	0-0-0
Possession Time	28:07	31:53
1st Quarter	5:03	9:57
2nd Quarter	7:46	7:14
3rd Quarter	7:31	7:29
4th Quarter	7:47	7:13
Third Down Conversions	4-of-13	1-of-17
Fourth-Down Conversions	0-of-1	0-of-2
Red-Zone Scores-Chances	3-5	0-0
Touchdowns	3-5	0-0
Field Goals	0-5	0-0
Sacks By: Number-Yards	3-15	1-10
PAT Kicks	6-6	0-0
Field Goals	0-1	0-1

Statistical Leaders

UAB						Rice					
Rushing	Att.	Yds	TD	Lg	Avg.	Rushing	Att.	Yds	TD	Lg	Avg.
Stanley	9	70	0	24	7.8	Walter, Au.19	31	0	12	16	
Street	6	37	1	22	6.2	Walter, As. 3	10	0	4	3.3	
Brown	9	36	1	17	4.0	Esukpa	2	8	0	6	4.0
Erdely	9	29	1	20	3.2	Marshman	7	7	0	13	1.0
Wilson	1	20	0	20	20.0	Gentosi	1	2	0	2	2.0
Johnston III	4	15	0	5	3.8	Otoviano	1	1	0	1	1.0
Noble III	4	5	0	3	1.2	Myers	1	0	0	0	0.0
TEAM	3	-4	0	0	-1.3	Ellerbe	1	-1	0	0	-1.0
Totals	452	08	3	24	4.6	Stankavage	2	-8	0	0	-4.0
						Totals	37	88	0	13	1.4

Passing C-A-I Yds TD Lg				
Erdely	11-17-0	274	2	95
Johnston III	0-2-1	0	0	0
Totals	11-19-1	274	2	95

Passing C-A-I Yds TD Lg				
Marshman	6-16-0	57	0	24
Stankavage	7-12-0	79	0	35
Totals	13-28-0	136	0	35

Receiving No.	Yds	TD	Lg	
Ubosi	4	196	2	95
Wilson	4	43	0	20
Lisa	1	21	0	21
Carter	1	19	0	19
Stanley	1	-5	0	0
Totals	11	274	2	95

Receiving No.	Yds	TD	Lg	
Trammell	4	40	0	16
Walter	3	5	0	8
Myers	2	38	0	24
Cardwell	2	8	0	4
Cephus	1	35	0	35
Harmon	1	10	0	10
Totals	13	136	0	35



GAME 7

UNT (6-2, 2-2)	7	14	0	0	21
UAB (6-1, 4-0)	3	7	9	10	29
Oct. 20   Legion Field   Birmingham, Ala.   28,014					



UAB Continues to Make History with 29-21 Win Over North Texas

**BIRMINGHAM** – The word “history” has become a constant theme around the UAB football program since its return to the gridiron and Saturday night’s huge victory was no exception after the Blazers scored 19-unanswered second half points to come from behind and defeat North Texas, 29-21, in front of 28,014 fans at Legion Field.

With the win, UAB (6-1, 4-0 C-USA) is off to its best start in program history and has recorded 14 wins since “The Return,” the most over a two-year span in school history. The Blazers also continued its perfect streak at home and are now 10-0 in the friendly confines of Legion Field. UAB’s victory also clinched bowl eligibility for the Blazers, marking the sixth time in program history and the third straight season with Bill Clark at the helm.

Sophomore Spencer Brown was a major force for the Blazers’ attack, rushing for 100 yards and matching a career high with three touchdowns in the win. Brown has now rushed for at least 100 yards three times this season and nine times in his career, while recording his third multi-touchdown game of the season and the fifth of his career.

Quarterback A.J. Erdelyi went 14-of-22 through the air for 189 yards, finding four different receivers who each had two receptions on the night. Senior Andre Wilson led the receivers with 39 yards receiving.

UAB’s top-5 defense was stellar, holding North Texas scoreless in the second half and notching four sacks and six tackles for loss. Garrett Marino wreaked havoc in the back field all night, coming up with a game-high two sacks and three tackles for loss along with a critical safety in the third quarter. Jamell Garcia-Williams and Craig Kanyangarara each added sacks in the contest, while Anthony Rush forced a crucial fumble late in the game.

North Texas (6-2, 2-2 C-USA) was led by quarterback Mason Fine, who went 29-of-40 through the air for 336 yards and three touchdowns. Jaelon Darden was on the receiving end of two of those touchdown passes, hauling in 10 passes for 143 yards.

Qtr	Time	Scoring Play, Plays-Yards	UNT	UAB
1st	07:58	UNT - Bussey 55 yard pass from Fine (Hedlund kick), 6-87	7	0
1st	01:27	UAB - Vogel 34 yard field goal, 16-74		7
2nd	12:40	UNT - Darden 11 yard pass from Fine (Hedlund kick), 9-75	14	3
2nd	11:48	UAB - Brown 1 yard run (Vogel kick), 2-35		14
2nd	03:32	UNT - Darden 24 yard pass from Fine (Hedlund kick), 5-49	21	10
3rd	08:07	UAB - Marino safety		21
3rd	04:29	UAB - Brown 3 yard run (Vogel kick), 8-63		21
4th	14:16	UAB - Brown 3 yard run (Vogel kick), 7-67		21
4th	02:10	UAB - Vogel 26 yard field goal, 13-87		21

Team Statistics		UNT	UAB
<b>FIRST DOWNS</b>			
Rushing		24	21
Passing		3	11
Penalty		16	8
		5	2
<b>NET YARDS RUSHING</b>			
Rushing Attempts		64	203
Average Per Rush		23	48
Rushing Touchdowns		28	4.2
Yards Gained Rushing		0	3
Yards Lost Rushing		78	236
		14	33
<b>NET YARDS PASSING</b>			
Completions-Attempts-Int		336	189
Average Per Attempt		29-40-014-22-0	
Average Per Completion		8.4	8.6
Passing Touchdowns		11.6	13.5
		3	0
<b>TOTAL OFFENSE</b>			
Total Offense Plays		400	392
Average Gain Per Play		63	70
		6.3	5.6
Fumbles: Number-Lost		1-1	1-1
Penalties: Number-Yards		4-50	7-90
<b>PUNTS-YARDS</b>			
Average Yards Per Punt		4-161	5-186
Net Yards Per Punt		40.2	37.2
Inside 20		37.0	37.2
50+ Yards		2	2
Touchback		1	0
Fair Catch		0	0
		2	3
<b>KICKOFFS-YARDS</b>			
Average Yards Per Kickoff		5-290	6-365
Net Yards Per Kickoff		58.0	60.8
Touchbacks		33.6	40.0
		1	5
<b>Punt Returns: Number-Yards-TD</b>			
Average Per Return		0-0-0	1-13-0
		0.0	13.0
<b>Kickoff Returns: Number-Yards-TD</b>			
Average Per Return		0-0-0	3-97-0
		0.0	32.3
Interceptions: Number-Yards-TD		0-0-0	0-0-0
Fumble Return: Number-Yards-TD		0-0-0	0-0-0
Possession Time		24:33	35:27
1st Quarter		5:13	9:47
2nd Quarter		9:25	5:35
3rd Quarter		4:00	11:00
4th Quarter		5:55	9:05
Third Down Conversions		3-of-10	5-of-13
Fourth-Down Conversions		0-of-0	0-of-0
<b>Red-Zone Scores-Chances</b>			
Touchdowns		1-2	5-6
Field Goals		1-2	3-6
		0-2	2-6
<b>Sacks By: Number-Yards</b>			
PAT Kicks		4-26	4-13
Field Goals		3-3	3-3
		0-0	2-2

Statistical Leaders

North Texas		UAB	
<b>Rushing</b>	<b>Att.Yds TD Lg Avg.</b>	<b>Rushing</b>	<b>Att.Yds TD Lg Avg.</b>
Torrey	13 35 0 7 2.7	Brown	25 100 3 13 4.0
Smith	3 17 0 13 5.7	Street	4 59 0 32 14.8
Fine	7 12 0 13 1.7	Erdelyi	14 23 0 22 1.6
<b>Totals</b>	<b>23 64 0 13 2.8</b>	Stanley	3 19 0 12 6.3
		Johnston, III	1 3 0 3 3.0
<b>Passing C-A-I Yds TD Lg</b>		<b>TEAM</b>	
Fine	29-40-0336 3 55		1 -1 0 0 -1.0
<b>Totals</b>	<b>29-40-0336 3 55</b>	<b>Totals</b>	<b>48236 3 32 4.2</b>
<b>Receiving No. Yds TD Lg</b>		<b>Passing C-A-I Yds TD Lg</b>	
Darden	10 143 2 31	Erdelyi	14-22-0 189 0 36
Bussey	6 104 1 55	<b>Totals</b>	<b>14-22-0 189 0 36</b>
Guyton	5 48 0 12		
Torrey	3 5 0 4	<b>Receiving No. Yds TD Lg</b>	
Young	2 22 0 19	Wilson	2 39 0 34
Smith	1 5 0 5	Lee	2 35 0 24
White	1 5 0 5	Carter	2 28 0 16
Lawrence	1 4 0 4	Lisa	2 27 0 19
<b>Totals</b>	<b>29 336 3 55</b>	Pittman	2 13 0 10
		Ubosi	1 36 0 36
		Stanley	1 4 0 4
		Brown	1 4 0 4
		Street	1 3 0 3
		<b>Totals</b>	<b>14 189 0 36</b>



GAME 8

UAB (7-1, 5-0)	10	0	2	7	19
UTEP (0-8, 0-4)	0	0	0	0	0
Oct. 27   Sun Bowl Stadium   El Paso, Texas   10,787					



UAB Improves to 7-1 With 19-0 Shutout at UTEP

EL PASO, Texas – Behind yet another dominant defensive effort, the UAB football team improved to 7-1 overall and 5-0 in Conference USA with a 19-0 shutout victory over UTEP on Saturday night at the Sun Bowl.

UAB tallied a season-high 12 tackles for loss and held the Miners (0-8, 0-4 C-USA) to just 19 yards rushing and 120 total yards.

The Blazers recorded their third shutout of the season and have now held their opponents scoreless in 16 of the last 20 quarters. UAB is allowing just 13.2 points per game this year.

Spencer Brown rushed for 103 yards and a touchdown, and in the process moved into sixth place on UAB's career rushing list (2,023). It was his fourth 100-yard rushing game of the season and the 10th of his career. Brown has 694 rushing yards and 11 touchdowns this season.

Conference USA's No. 1 rushing offense, UAB compiled 265 yards on the ground and has now rushed for over 200 yards in seven of eight games, while adding two additional rushing scores. UAB has now scored multiple rushing touchdowns every game this year.

The Blazers took the lead on their second possession with a 15-yard rushing touchdown from Brown. Brown's 11th rushing touchdown of the season is one more than his total of 10 as a true freshman last year.

Nick Vogel tacked on a 36-yard field goal late in the first quarter and the defense would take it from there for the remainder of the game. UAB held the Miners to just 72 yards of total offense in the first half and tallied seven tackles for loss which guided the Blazers to a 10-0 halftime lead.

With UAB threatening early in the third quarter, UTEP had a goal line stand on fourth-and-one, but the Blazers once again swung momentum back to UAB with a safety on the ensuing play.

UTEP tried to run the ball out of the end zone, but Anthony Rush forced a fumble which the Miners recovered and moved the score to 12-0 in favor of UAB. The Blazers have now had safeties in back-to-back games.

Tyler Johnston III added UAB's final points of the game on a 4-yard rush with 4:10 left to play in the game, giving the Blazers a 19-0 lead which would be the final margin of victory.

Qtr	Time	Scoring Play, Plays-Yards	UAB	UTEP
1st	09:53	UAB - Brown 15 yard run (Vogel kick), 6-85	7	0
1st	02:00	UAB - Vogel 36 yard field goal, 12-56	10	0
3rd	09:11	UAB - Team safety	12	0
4th	04:10	UAB - Johnston III 4 yard run (Vogel kick), 12-63	19	0

Team Statistics

	UAB	UTEP
<b>FIRST DOWNS</b>	23	10
Rushing	15	3
Passing	6	4
Penalty	2	3
<b>NET YARDS RUSHING</b>	265	19
Rushing Attempts	47	28
Average Per Rush	5.6	0.7
Rushing Touchdowns	2	0
Yards Gained Rushing	267	60
Yards Lost Rushing	2	41
<b>NET YARDS PASSING</b>	92	101
Completions-Attempts-Int	13-23-11	20-0-0
Average Per Attempt	4.0	5.1
Average Per Completion	7.1	8.4
Passing Touchdowns	0	0
<b>TOTAL OFFENSE</b>	357	120
Total Offense Plays	70	48
Average Gain Per Play	5.1	2.5
Fumbles: Number-Lost	0-0	1-0
Penalties: Number-Yards	6-65	6-60
<b>PUNTS-YARDS</b>	4-178	9-364
Average Yards Per Punt	44.5	40.4
Net Yards Per Punt	41.0	36.4
Inside 20	1	5
50+ Yards	0	1
Touchback	0	0
Fair Catch	1	3
<b>KICKOFFS-YARDS</b>	4-260	2-139
Average Yards Per Kickoff	65.0	69.5
Net Yards Per Kickoff	40.0	47.5
Touchbacks	4	1
<b>Punt Returns: Number-Yards-TD</b>	2-36-0	2-14-0
Average Per Return	18.0	7.0
<b>Kickoff Returns: Number-Yards-TD</b>	1-19-0	0-0-0
Average Per Return	19.0	0.0
<b>Interceptions: Number-Yards-TD</b>	0-0-0	1-0-0
Fumble Return: Number-Yards-TD	0-0-0	0-0-0
<b>Possession Time</b>	34:17	25:43
1st Quarter	8:54	6:06
2nd Quarter	7:20	7:40
3rd Quarter	7:03	7:57
4th Quarter	11:00	4:00
<b>Third Down Conversions</b>	5-of-13	2-of-11
<b>Fourth-Down Conversions</b>	0-of-1	0-of-0
<b>Red-Zone Scores-Chances</b>	3-4	0-1
Touchdowns	2-4	0-1
Field Goals	1-4	0-1
<b>Sacks By: Number-Yards</b>	4-17	0-0
<b>PAT Kicks</b>	2-2	0-0
<b>Field Goals</b>	1-2	0-1

Statistical Leaders

UAB						UTEP					
Rushing	Att.	Yds	TD	Lg	Avg.	Rushing	Att.	Yds	TD	Lg	Avg.
Brown	20	100	1	15	5.0	Jones	10	16	0	10	1.6
Street	10	65	0	11	6.5	Wadley	4	13	0	11	3.2
Johnston III	7	50	1	17	7.1	Hughes	6	9	0	4	1.5
Erdely	2	19	0	17	9.5	Locksley	2	-4	0	5	-2.0
Stanley	7	17	0	4	2.4	Fields	4	-5	0	2	-1.2
Wilson	1	14	0	14	14.0	Foster	2	-10	0	-5	-0.5
Totals	47	265	2	17	5.6	Totals	28	19	0	11	0.7

Passing C-A-I Yds TD Lg					Passing C-A-I Yds TD Lg				
Erdely	10-18-1	79	0	15	Locksley	7-11-0	52	0	18
Johnston III	3-5-0	13	0	7	Jones	5-9-0	49	0	18
<b>Totals</b>	<b>13-23-1</b>	<b>92</b>	<b>0</b>	<b>15</b>	<b>Totals</b>	<b>12-20-0</b>	<b>101</b>	<b>0</b>	<b>18</b>

Receiving No. Yds TD Lg					Receiving No. Yds TD Lg				
Lee	4	22	0	14	Redix	2	23	0	13
Brown	3	14	0	8	Juniel	2	23	0	18
Wilson	2	19	0	10	Hughes	2	9	0	10
Pittman	2	15	0	10	Foster	2	4	0	6
Lisa	1	15	0	15	Weeks	1	18	0	18
Ubosi	1	7	0	7	Lucero	1	11	0	11
<b>Totals</b>	<b>13</b>	<b>92</b>	<b>0</b>	<b>15</b>	<b>Totals</b>	<b>12</b>	<b>101</b>	<b>0</b>	<b>18</b>

MEDIA

SEASON REVIEW

STAFF

PLAYERS

HISTORY

#WinASone



# GAME 9

UTSA (3-6, 2-3)	3	0	0	0	3
UAB (8-1, 6-0)	21	17	7	7	52
Nov. 3   Legion Field   Birmingham, Ala.   17,605					



## Record-Breaking Display Powers UAB to 52-3 Win Over UTSA

**BIRMINGHAM** – UAB fans are accustomed to big-time performances when they come to Legion Field and Saturday night's offensive output was no different as UAB tallied a school-record 668 yards of total offense and extended its home winning streak to 11 games with a 52-3 rout of UTSA.

The Blazers' (8-1, 6-0 C-USA) got the offense moving with an unprecedented display on the ground, rushing for a school-record 419 yards, shattering the previous record of 371 set on Nov. 29, 2014 against Southern Miss. The ground game helped the Blazers score 52 points and win with a 49-point margin, tied for the third-best margin of victory in program history.

Tyler Johnston III, who made his first career start at quarterback for the Green and Gold, went 10-for-17 against the Roadrunners for 249 yards and three touchdowns, while rushing for 62 yards and a touchdown on nine carries.

Sophomore Spencer Brown was the catalyst for the running back corps' big night on the ground, handling the ball 20 times for a season-best 147 yards and two touchdowns. Brown notched his third-straight 100-yard performance and tied the school record with his 13th rushing touchdown of the season.

UAB's receivers were led by Xavier Ubosi, who brought in three catches for 72 yards and two scores. Kallion Carter also went for six points against UTSA, hauling in his first touchdown of the season and finished with 50 yards.

The Blazers' defense held UTSA to 220 yards of total offense and just 84 yards on the ground, while allowing the Roadrunners to convert only two third down conversions (2-of-12). UAB has allowed just 38 points through six C-USA games this season, with five of those opponents scoring seven points or less.

Chris Woolbright led the way with five total tackles and one TFL, followed by Anthony Rush, who added four tackles and a TFL of his own. Grayson Cash brought in UAB's only interception of the evening, the first of his career, while Tre' Crawford fell on a timely forced fumble by Zachary Williams deep in Blazer territory to keep UTSA out of the end zone.

Qtr	Time	Scoring Play, Plays-Yards	UTSA	UAB
1st	12:22	UAB - Carter 50 yard pass from Johnston III (Vogel kick), 6-75	0	7
1st	07:54	UAB - Ubosi 22 yard pass from Johnston III (Vogel kick), 7-70	0	14
1st	05:24	UTSA - Sackett 37 yard field goal, 6-56	3	14
1st	04:41	UAB - Wilson 50 yard run (Vogel kick), 3-78	3	21
2nd	13:02	UAB - Ubosi 31 yard pass from Johnston III (Vogel kick), 6-98	3	28
2nd	12:00	UAB - Brown 4 yard run (Vogel kick), 1-4	3	35
2nd	05:51	UAB - Vogel 51 yard field goal, 7-56	3	38
3rd	09:32	UAB - Brown 12 yard run (Vogel kick), 10-72	3	45
4th	14:10	UAB - Johnston III 3 yard run (Vogel kick), 10-97	3	52

## Team Statistics

	UTSA	UAB
<b>FIRST DOWNS</b>	19	30
Rushing	7	19
Passing	6	10
Penalty	6	1
<b>NET YARDS RUSHING</b>	84	419
Rushing Attempts	26	53
Average Per Rush	3.2	7.9
Rushing Touchdowns	0	4
Yards Gained Rushing	98	425
Yards Lost Rushing	14	6
<b>NET YARDS PASSING</b>	136	249
Completions-Attempts-Int	15-35-1	10-17-1
Average Per Attempt	3.9	14.6
Average Per Completion	9.1	24.9
Passing Touchdowns	0	3
<b>TOTAL OFFENSE</b>	220	668
Total Offense Plays	61	70
Average Gain Per Play	3.6	9.5
Fumbles: Number-Lost	2-1	0-0
Penalties: Number-Yards	2-20	11-122
<b>PUNTS-YARDS</b>	6-191	1-37
Average Yards Per Punt	31.8	37.0
Net Yards Per Punt	28.8	37.0
Inside 20	2	0
50+ Yards	0	0
Touchback	0	0
Fair Catch	2	0
<b>KICKOFFS-YARDS</b>	2-127	9-585
Average Yards Per Kickoff	63.5	65.0
Net Yards Per Kickoff	41.5	40.0
Touchbacks	0	9
Punt Returns: Number-Yards-TD	0-0-0	1-18-0
Average Per Return	0.0	18.0
Kickoff Returns: Number-Yards-TD	0-0-0	2-44-0
Average Per Return	17.0	0.0
Interceptions: Number-Yards-TD	1-16-0	1-0-0
Fumble Return: Number-Yards-TD	0-0-0	0-0-0
Possession Time	25:33	34:27
1st Quarter	7:06	7:54
2nd Quarter	8:06	6:54
3rd Quarter	4:40	10:20
4th Quarter	5:41	9:19
Third Down Conversions	2-of-12	3-of-7
Fourth-Down Conversions	1-of-3	1-of-1
Red-Zone Scores-Chances	1-3	3-3
Touchdowns	0-3	3-3
Field Goals	1-3	0-3
Sacks By: Number-Yards	0-0	0-0
PAT Kicks	0-0	7-7
Field Goals	1-1	1-2

## Statistical Leaders

UTSA					UAB				
Rushing	Att.	Yds	TD	Lg Avg.	Rushing	Att.	Yds	TD	Lg Avg.
Brady	8	42	0	21 5.2	Brown	20	151	2	28 7.3
Gillins	3	22	0	12 7.3	Noble III	11	92	0	30 8.4
Rhodes	6	18	0	14 3.0	Johnston III	9	62	1	25 6.9
Grundy	1	6	0	6 6.0	Wilson	2	58	1	50 29.0
Weeks	1	2	0	2 2.0	Stanley	5	36	0	20 7.2
Daniels	3	2	0	3 0.7	Foster	2	13	0	10 6.5
Guidry	3	-2	0	1 -0.7	Whitmore	2	12	0	9 6.0
McCarthy	1	-6	0	0 -6.0	Parham	1	0	0	0 0.0
<b>Totals</b>	<b>26</b>	<b>84</b>	<b>0</b>	<b>21 3.2</b>	<b>TEAM</b>	<b>1</b>	<b>-1</b>	<b>0</b>	<b>-1.0</b>
					<b>Totals</b>	<b>53</b>	<b>419</b>	<b>4</b>	<b>50 7.9</b>

Passing C-A-I Yds TD Lg					Passing C-A-I Yds TD Lg				
Weeks	11-26-0	109	0	36	Johnston III	10-17-1	249	3	50
Gillins	3-5-1	28	0	10					
Grundy	1-4-0	-1	0	0					
Totals	15-35-1	136	0	36	Totals	10-17-1	249	3	50

Receiving No. Yds TD Lg					Receiving No. Yds TD Lg				
Campbell Jr.	6	62	0	15	Ubosi	3	72	2	31
Sharp	2	42	0	36	Parham	3	47	0	19
McNair	2	20	0	19	Lisa	2	41	0	37
Moorhead	2	-4	0	0	Carter	1	50	1	50
McCarthy	1	8	0	8	Wilson	1	39	0	39
King	1	7	0	7	<b>Totals</b>	<b>10</b>	<b>249</b>	<b>3</b>	<b>50</b>
Brady	1	1	0	1					
<b>Totals</b>	<b>14</b>	<b>227</b>	<b>1</b>	<b>63</b>					

GAME 10

USM (4-5, 3-3)	7	6	0	7	3	23
UAB (9-1, 7-0)	0	7	13	0	6	26
Nov. 10   Legion Field   Birmingham, Ala.   25,618						



How The West Was Won: UAB Defeats Southern Miss, 26-23, in Overtime

**BIRMINGHAM** – Legion Field has been home to some of the biggest moments in UAB's football history, but none have been bigger than what was witnessed on Saturday night when Spencer Brown's 17-yard touchdown in overtime secured the Blazers' first-ever Conference USA West Division Championship with a 26-23 win over Southern Miss.

Facing a 3rd-and-2 and trailing 23-20 in overtime, Brown took a handoff from Tyler Johnston III, exploited a gap and cruised into the end zone for the game-winning score, clinching UAB's spot in the C-USA Championship game on December 1, its first appearance in the title game.

The overtime victory was the Blazers' first at Legion Field and the third in program history, while marking their first extra time win since topping Southern Miss, 50-49, in Hattiesburg on October 30, 2010.

UAB's (9-1, 7-0 C-USA) defense was simply incredible in the victory, holding Southern Miss to 29 yards of total offense in the second half and overtime to help secure the win, while breaking the school record for sacks in a single season with seven on the night, pushing its season total to 38.

Mar'Sean Diggs finished the game with eight tackles and what could arguably be called the defensive play of the game with his interception in the end zone with only seconds remaining in regulation to force overtime. Chris Woolbright added eight tackles as well, while Quindarius Thagard and Fitzgerald Mofor each added five.

Five different Blazers notched sacks as part of the record-setting effort, paced by Tre' Crawford's three on the night. Crawford also came up with the sack that clinched the school record.

Offensively, Johnston III finished the game 14-of-27 through the air for 207 yards and touchdown, while adding a rushing score. Brown continued his dominant play, finishing the game with 75 yards on 23 carries and the crucial overtime touchdown that sealed the Blazers' victory. Brown's 14th rushing touchdown of the season is a new program record.

Redshirt senior Kailon Carter used a career night to guide the Blazers' receiving corps, bringing in four passes for 92 yards and a touchdown. Xavier Ubosi had 55 yards on three receptions to compliment a 44-yard performance from Andre Wilson.

Qtr Time Scoring Play, Plays-Yards		USM	UAB
1st	06:09	USM - Watkins 19 yard pass from Whatley (Shaunfield kick), 4-78	7 0
2nd	13:00	USM - Shaunfield 33 yard field goal, 12-69	10 0
2nd	05:23	USM - Shaunfield 33 yard field goal, 9-24	13 0
2nd	00:40	UAB - Johnston III 1 yard run (Vogel kick), 11-75	13 7
3rd	12:35	UAB - Vogel 32 yard field goal, 4-1	13 10
3rd	08:47	UAB - Carter 35 yard pass from Johnston III (Vogel kick), 5-72	13 17
3rd	01:49	UAB - Vogel 30 yard field goal, 10-30	13 20
4th	07:09	USM - Anderson 2 yard run (Shaunfield kick), 11-50	20 20
OT		USM - Shaunfield 37 yard field goal	23 20
OT		UAB - Brown 17 yard run	23 26

Team Statistics		USM	UAB
<b>FIRST DOWNS</b>			
Rushing		15	16
Passing		5	5
Penalty		6	9
<b>NET YARDS RUSHING</b>			
Rushing Attempts		5	97
Average Per Rush		34	44
Rushing Touchdowns		0.1	2.2
Yards Gained Rushing		1	2
Yards Lost Rushing		81	126
Yards Lost Rushing		76	29
<b>NET YARDS PASSING</b>			
Completions-Attempts-Int		16-39-14	27-33
Average Per Attempt		4.1	7.7
Average Per Completion		10.0	14.8
Passing Touchdowns		1	1
<b>TOTAL OFFENSE</b>			
Total Offense Plays		165	304
Average Gain Per Play		73	71
Fumbles: Number-Lost		2-3	4-3
Penalties: Number-Yards		0-0	1-0
PUNTS-YARDS		8-58	7-100
Average Yards Per Punt		9-298	6-232
Net Yards Per Punt		33.1	38.7
Inside 20		33.1	38.7
50+ Yards		1	1
Touchback		0	0
Fair Catch		2	4
<b>KICKOFFS-YARDS</b>			
Average Yards Per Kickoff		5-248	5-324
Net Yards Per Kickoff		49.6	64.8
Touchbacks		39.0	41.2
Punt Returns: Number-Yards-TD		1	4
Average Per Return		0-0-0	1-0-0
Kickoff Returns: Number-Yards-TD		0.0	0.0
Average Per Return		1-18-0	2-28-0
Interceptions: Number-Yards-TD		18.0	14.0
Fumble Return: Number-Yards-TD		3-44-0	1-0-0
Possession Time		0-0-0	0-0-0
1st Quarter		26:58	48:02
2nd Quarter		6:01	8:59
3rd Quarter		7:08	7:52
4th Quarter		5:46	9:14
Third Down Conversions		8:03	6:57
Fourth-Down Conversions		6-of-18	7-of-17
Red-Zone Scores-Chances		0-of-0	0-of-0
Touchdowns		3-3	3-5
Field Goals		2-3	1-5
Sacks By: Number-Yards		1-3	2-5
PAT Kicks		2-12	7-67
Field Goals		2-2	2-2
Field Goals		3-3	2-3

Statistical Leaders

Southern Miss		UAB	
Rushing	Att. Yds TD Lg Avg.	Rushing	Att. Yds TD Lg Avg.
Maberry	9 22 0 9 2.4	Brown	23 75 1 17 3.3
Jones	2 13 0 12 6.5	Johnston III	16 12 1 7 0.8
Anderson	5 9 1 4 1.8	Wilson	2 10 0 10 5.0
Mosley	1 2 0 2 2.0	Stanley	2 2 0 3 1.0
Watkins	1 1 0 1 1.0	TEAM	1 -2 0 0 -2.0
Whatley	16 -42 0 10 -2.6	<b>Totals</b>	<b>44 97 2 17 2.2</b>
<b>Totals</b>	<b>34 5 1 12 0.1</b>		

Passing C-A-I Yds TD Lg		Passing C-A-I Yds TD Lg	
Whatley	16-38-1 160 1 47	Johnston III	14-27-3 207 1 35
McLaurin	0-1-0 0 0 0	<b>Totals</b>	<b>14-27-3 207 1 35</b>
<b>Totals</b>	<b>16-39-1 160 1 47</b>		

Receiving No. Yds TD Lg		Receiving No. Yds TD Lg	
Watkins	7 109 1 47	Carter	4 92 1 35
Jones	3 22 0 11	Ubosi	3 55 0 20
Mitchell	2 16 0 17	Wilson	2 44 0 25
Harris	2 7 0 8	Pittman	2 14 0 8
Maberry	1 9 0 9	Scott	1 5 0 5
Anderson	1 -3 0 0	Lisa	1 2 0 2
<b>Totals</b>	<b>16 160 1 47</b>	Parham	1 -5 0 0
		<b>Totals</b>	<b>14 207 1 35</b>

MEDIA

SEASON REVIEW

STAFF

PLAYERS

HISTORY

#WinASone





# GAME 11

UAB (9-2, 7-0)	7	0	0	13	20
TEXAS A&M (7-4, 4-3)	14	10	10	7	41
Nov. 17   Kyle Field   College Station, Texas   97,584					



**No. 25 UAB Football Falls on the Road at Texas A&M, 41-20 COLLEGE STATION, Texas** - Quarterback Tyler Johnston III threw for 306 yards and two touchdowns, but No. 25 UAB fell to Texas A&M on the road 41-20 Saturday night at Kyle Field.

Johnston set career highs in passing attempts (39), completions (25) and yards (306), and led the UAB offense which compiled 417 total yards of offense. Spencer Brown added 80 rushing yards and a touchdown and moved into a tie for third place all-time in career rushing touchdowns with 25.

Andre Wilson led the receivers with seven catches for 89 yards and two touchdowns, while Xavier Ubosi (81 yards) and Kailon Carter (78 yards) each added six catches.

Despite the impressive offensive numbers, UAB (9-2) had three costly turnovers and also left points on the board with three missed field goals.

The nation's leaders in sacks, UAB was held to just one tonight and had four tackles for loss. The defense was paced by Fitzgerald Mofor with seven stops, while Broderick Thomas had six tackles, a pass breakup and a fumble recovery.

The game started off rocky for the Blazers as Wilson fumbled the opening kickoff which was returned 17 yards for a touchdown by Larry Pryor to give A&M a 7-0 lead on the first play of the game.

UAB responded on the ensuing drive by going 75 yards on 10 plays and capped it with a 9-yard touchdown pass from Johnston III to Wilson to even the game at 7-7 at the 11:15 mark.

The Aggies (7-4) went ahead 14-7 with 5:44 to go in the quarter on a 9-yard touchdown run by Trayveon Williams, his 12th of the season.

A 34-yard field goal early in the second and an additional 1-yard rushing touchdown from Williams with :40 remaining in the half gave the Aggies a 24-7 lead at halftime.

The Blazers moved the ball on the Aggies in the first half and ultimately outgained Texas A&M 217-181 in the first two quarters.

Texas A&M tallied the only 10 points of the third quarter for a 34-7 lead after three, but UAB outscored the Aggies 13-7 in the final stanza which ultimately made the final score 41-20.

## Team Statistics

		UAB	TAMU
<b>FIRST DOWNS</b>			
Rushing		25	22
Passing		9	11
Penalty		16	9
		0	2
<b>NET YARDS RUSHING</b>			
Rushing Attempts		111	252
Average Per Rush		37	34
Rushing Touchdowns		3.0	7.4
Yards Gained Rushing		1	2
Yards Lost Rushing		147	263
		36	11
<b>NET YARDS PASSING</b>			
Completions-Attempts-Int		306-192-2	25-39-2
Average Per Attempt		7.8	9.6
Average Per Completion		12.2	17.5
Passing Touchdowns		2	2
<b>TOTAL OFFENSE</b>			
Total Offense Plays		417	444
Average Gain Per Play		76	54
		5.5	8.2
Fumbles: Number-Lost		4-1	1-1
Penalties: Number-Yards		6-41	1-15
<b>PUNTS-YARDS</b>			
Average Yards Per Punt		2-108	2-100
Net Yards Per Punt		54.0	50.0
Inside 20		33.5	48.5
50+ Yards		0	2
Touchback		2	1
Fair Catch		0	0
<b>KICKOFFS-YARDS</b>			
Average Yards Per Kickoff		4-260	8-513
Net Yards Per Kickoff		65.0	64.1
Touchbacks		35.2	47.2
		3	4
<b>Punt Returns: Number-Yards-TD</b>			
Average Per Return		1-3-0	2-41-0
		3.0	20.5
<b>Kickoff Returns: Number-Yards-TD</b>			
Average Per Return		3-35-0	1-44-0
		11.7	44.0
<b>Interceptions: Number-Yards-TD</b>			
		0-0-0	2-12-0
<b>Fumble Return: Number-Yards-TD</b>			
		0-0-0	1-17-1
<b>Possession Time</b>			
1st Quarter		34:11	25:49
2nd Quarter		9:52	5:08
3rd Quarter		9:18	5:42
4th Quarter		6:56	8:04
		8:05	6:55
<b>Third Down Conversions</b>			
		10-of-16	3-of-8
<b>Fourth-Down Conversions</b>			
		1-of-1	0-of-0
<b>Red-Zone Scores-Chances</b>			
Touchdowns		3-5	5-6
Field Goals		3-5	3-6
		0-5	2-6
<b>Sacks By: Number-Yards</b>			
		1-4	3-18
PAT Kicks		2-3	5-5
Field Goals		0-3	2-3

## Statistical Leaders

UAB					Texas A&M				
Rushing	Att.	Yds	TD	Lg	Avg.	Rushing	Att.	Yds	TD
Brown	18	80	1	21	4.4	Williams	20	167	2
Johnston III	15	25	0	10	1.7	Mond	6	38	0
Stanley	2	11	0	7	5.5	Corbin	4	31	0
Parham	1	4	0	4	4.0	Gillaspia	1	8	0
TEAM	1	-9	0	0	-9.0	Etwi	3	8	0
<b>Totals</b>	<b>37</b>	<b>111</b>	<b>1</b>	<b>21</b>	<b>3.0</b>	<b>Totals</b>	<b>34</b>	<b>252</b>	<b>2</b>

Passing C-A-I Yds TD Lg					Passing C-A-I Yds TD Lg				
Johnston III	25	39	2	306	2	31	Mond	11	20
<b>Totals</b>	<b>25</b>	<b>39</b>	<b>2</b>	<b>306</b>	<b>2</b>	<b>31</b>	<b>Totals</b>	<b>11</b>	<b>20</b>

Receiving No. Yds TD Lg					Receiving No. Yds TD Lg				
Wilson	7	89	2	25	Sternberger	4	85	2	25
Ubosi	6	81	0	31	Ausbon	2	26	0	17
Carter	6	78	0	26	Davis	1	37	0	37
Lisa	3	55	0	25	Buckley	1	23	0	23
Walker	1	6	0	6	Wood	1	9	0	9
Prince	1	4	0	4	Williams	1	8	0	8
Brown	1	-7	0	0	Rogers	1	4	0	4
<b>Total</b>	<b>25</b>	<b>306</b>	<b>2</b>	<b>31</b>	<b>Totals</b>	<b>11</b>	<b>192</b>	<b>2</b>	<b>37</b>

Qtr	Time	Scoring Play, Plays-Yards	UAB	TAMU
1st	14:51	TAMU - Pryor 17 yard fumble recovery (Small kick)	0	7
1st	11:15	UAB - Wilson 9 yard pass from Johnston III (Vogel kick)	10	7
1st	05:44	TAMU - Williams 9 yard run (Small kick)	6	14
2nd	14:39	TAMU - Small 34 yard field goal	6	17
2nd	00:40	TAMU - Williams 1 yard run (Small kick)	6	24
3rd	10:21	TAMU - Small 25 yard field goal	9	27
3rd	02:23	TAMU - Sternberger 25 yard pass from Mond (Small kick)	7	34
4th	11:23	UAB - Wilson 10 yard pass from Johnston III (Vogel kick blocked)	4	34
4th	09:21	TAMU - Sternberger 20 yard pass from Mond (Small kick)	4	41
4th	04:44	UAB - Brown 10 yard run (Vogel kick)	10	41

GAME 12

UAB (9-3, 7-1)	3	0	0	0	3
MT (8-4, 7-1)	0	13	7	7	27
Nov. 24   Floyd Stadium   Murfreesboro, Tenn.   14,411					



UAB Ends Regular Season with 27-3 Loss at Middle Tennessee

**MURFREESBORO, Tenn.** – In a preview of next week's Conference USA championship game, the UAB football team lost its regular season finale 27-3 to Middle Tennessee on Saturday afternoon at Floyd Stadium.

UAB concludes the regular season at 9-3 overall and 7-1 in C-USA action, both of which are new school records. With the win, Middle Tennessee (8-4, 7-1 C-USA) clinched home field advantage for the title game which will be played next Saturday, Dec. 1 at 12:30 p.m. on CBS Sports Network.

Dealing with multiple players not being able to play today, the Blazers had a rough day all around en route to their first conference loss of the year. MT outgained UAB 394-89 and registered seven quarterback sacks.

Chris Woolbright finished the season as UAB's leading tackler with 67 stops and led the team today with eight. UAB had two sacks and hit its season average of eight tackles for loss.

The Blazers received the opening kickoff and took it 40 yards before Nick Vogel converted a 35-yard field goal. That would be the only points for UAB in the game and the Blazers headed into halftime trailing 13-3.

Middle Tennessee's Crews Holt converted 28 and 24-yard field goals on back-to-back Blue Raiders drives in the second quarter, and Brent Stockstill found Ty Lee on a 12-yard touchdown pass with 2:35 left in the half for Middle's 13-3 lead heading into the break.

After both teams stalled in the beginning of the second half, Middle Tennessee took its third possession 83 yards and capped it with another 12-yard touchdown pass by Stockstill, this time to Zack Dobson, for a 20-3 lead with 4:40 remaining in the third.

Dobson added another touchdown in the fourth quarter on a 45-yard run to bring the score to 27-3, which would be the final points of the day.

Qtr	Time	Scoring Play, Plays-Yards	UAB	MT
1st	08:35	UAB - Vogel 35 yard field goal, 13-40	3	0
2nd	14:55	MT - Holt 28 yard field goal, 6-37	3	3
2nd	09:57	MT - Holt 24 yard field goal, 9-46	3	6
2nd	02:35	MT - Lee 12 yard pass from Stockstill (Holt kick), 9-94	3	13
3rd	04:40	MT - Dobson 12 yard pass from Stockstill (Holt kick), 10-83	3	20
4th	09:30	MT - Dobson 45 yard run (Holt kick), 2-48	3	27

Team Statistics	UAB	MT
<b>FIRST DOWNS</b>	8	19
Rushing	3	7
Passing	4	10
Penalty	1	2
<b>NET YARDS RUSHING</b>	-1	133
Rushing Attempts	29	35
Average Per Rush	0.0	3.8
Rushing Touchdowns	0	1
Yards Gained Rushing	83	155
Yards Lost Rushing	84	22
<b>NET YARDS PASSING</b>	90	261
Completions-Attempts-Int	9-24-122	29-90
Average Per Attempt	3.8	9.0
Average Per Completion	10.0	11.9
Passing Touchdowns	0	2
<b>TOTAL OFFENSE</b>	89	394
Total Offense Plays	53	64
Average Gain Per Play	1.7	6.2
Fumbles: Number-Lost	1-0	0-0
Penalties: Number-Yards	5-60	4-45
<b>PUNTS-YARDS</b>	9-37	7-268
Average Yards Per Punt	41.8	38.3
Net Yards Per Punt	41.8	34.9
Inside 20	2	2
50+ Yards	1	0
Touchback	0	1
Fair Catch	8	3
<b>KICKOFFS-YARDS</b>	2-130	6-261
Average Yards Per Kickoff	65.0	43.5
Net Yards Per Kickoff	40.0	37.2
Touchbacks	2	0
<b>Punt Returns: Number-Yards-TD</b>	2-4-0	0-0-0
Average Per Return	2.0	0.0
<b>Kickoff Returns: Number-Yards-TD</b>	2-38-0	0-0-0
Average Per Return	19.0	0.0
<b>Interceptions: Number-Yards-TD</b>	0-0-0	1-1-0
Fumble Return: Number-Yards-TD	0-0-0	0-0-0
<b>Possession Time</b>	25:16	34:44
1st Quarter	8:32	6:28
2nd Quarter	4:46	10:14
3rd Quarter	3:56	11:04
4th Quarter	8:02	6:58
<b>Third Down Conversions</b>	4-of-14	4-of-13
<b>Fourth-Down Conversions</b>	0-of-0	0-of-0
<b>Red-Zone Scores-Chances</b>	1-1	4-4
Touchdowns	0-1	2-4
Field Goals	1-1	2-4
<b>Sacks By: Number-Yards</b>	2-10	7-64
<b>PAT Kicks</b>	0-0	3-3
<b>Field Goals</b>	1-1	2-2

Statistical Leaders

UAB	Middle Tennessee
<b>Rushing Att. Yds TD Lg Avg.</b>	<b>Rushing Att. Yds TD Lg Avg.</b>
Street 12 40 0 14 3.3	Mobley 14 52 0 28 3.7
Johnston III 1 6 0 6 6.0	Dobson 2 46 1 45 23.0
Stanley 5 1 0 3 0.2	Thomas 4 21 0 9 5.2
Brown 1 0 0 0 0.0	West 3 11 0 9 3.7
Erdely 10 -48 0 9 -4.8	Gordon 5 6 0 4 1.2
<b>Totals 29 -1 0 14 0.0</b>	Board 1 3 0 3 3.0
<b>Passing C-A-I Yds TD Lg</b>	Stockstill 5 -3 0 3 -0.6
Erdely 9-20-1 90 0 40	Lee 1 -3 0 0 -3.0
Johnston III 0-4-0 0 0 0	<b>Totals 35 133 1 45 3.8</b>
<b>Totals 9-24-1 90 0 40</b>	

Receiving No. Yds TD Lg	Receiving No. Yds TD Lg
Uboisi 3 8 0 8	Lee 7 100 1 32
Carter 2 49 0 40	Dobson 4 30 1 12
Lee 2 16 0 11	Casey 3 62 0 35
Wilson 1 12 0 12	Thomas 3 12 0 5
Lisa 1 5 0 5	West 2 18 0 13
<b>Totals 9 90 0 40</b>	Scott 2 13 0 15
	Marshall 1 26 0 26
	<b>Totals 22 261 2 35</b>



## C-USA CHAMPIONSHIP GAME

UAB (10-3, 7-1)	3	21	0	3	27
MT (8-5, 7-1)	13	3	6	3	25

Dec. 1 | Floyd Stadium | Murfreesboro, Tenn. | 15,806



### CHAMPIONS! UAB Defeats Middle Tennessee 27-25 for C-USA Title

**MURFREESBORO, Tenn.** - In a thrilling back-and-forth contest with the Conference USA championship on the line, the UAB football team outlasted Middle Tennessee 27-25 to win its first-ever league title on Saturday afternoon at Floyd Stadium.

UAB (10-3) used a 21-point second quarter to surge ahead 24-16 at halftime, and Nick Vogel's go-ahead 28-yard field goal with 3:23 left in the game gave UAB the lead which it would hold onto for the victory.

The decisive play of the game came with 1:05 left in the game and UAB poised to punt the ball back to the Blue Raiders. Middle Tennessee however, ran 12 men onto the field and was flagged which gave the Blazers a first down and they lined up in victory formation to claim the title.

Spencer Brown was named the game's MVP as the sophomore rushed for 156 yards and a touchdown on 31 carries. Defensively, Kris Moll racked up a career-high 11 tackles to lead that unit, while Fitzgerald Mofor added 10 stops. The Blazers picked off MT's Brent Stockstill twice as both Chris Woolbright and DyJonn Turner recorded interceptions.

Down one and needing a score to retake the lead, UAB began its eventual game-winning drive on the 50-yard line with 5:55 to play. After a 30-yard rush by Brown on the first play of the drive, senior kicker Nick Vogel put a 28-yard field goal through the uprights, giving the Green and Gold a 27-25 advantage.

As it has done all year, the UAB defense came up with a massive stand with Middle trying to punt together a game winning drive, which included forcing an incomplete pass on fourth down, giving the ball back to UAB with 1:29 left.

Middle had all three timeouts left, and stopped UAB from gaining a first down on three running plays forcing a punt, but Middle was flagged for too many men on the field which gave UAB an automatic first down and the Blazers lined up in victory formation.

## Team Statistics

	UAB	MT
<b>FIRST DOWNS</b>	21	18
Rushing	15	4
Passing	4	13
Penalty	2	1
<b>NET YARDS RUSHING</b>	225	94
Rushing Attempts	54	24
Average Per Rush	4.2	3.9
Rushing Touchdowns	2	0
Yards Gained Rushing	246	119
Yards Lost Rushing	21	25
<b>NET YARDS PASSING</b>	140	362
Completions-Attempts-Int	9-15-129	45-2
Average Per Attempt	9.3	8.0
Average Per Completion	15.6	12.5
Passing Touchdowns	1	2
<b>TOTAL OFFENSE</b>	365	456
Total Offense Plays	69	69
Average Gain Per Play	5.3	6.6
Fumbles: Number-Lost	0-0	0-0
Penalties: Number-Yards	4-25	3-15
<b>PUNTS-YARDS</b>	4-184	2-81
Average Yards Per Punt	46.0	40.5
Net Yards Per Punt	34.0	38.0
Inside 20	1	0
50+ Yards	1	0
Touchback	2	0
Fair Catch	1	1
<b>KICKOFFS-YARDS</b>	6-380	6-330
Average Yards Per Kickoff	63.3	55.0
Net Yards Per Kickoff	42.5	38.2
Touchbacks	5	3
Punt Returns: Number-Yards-TD	1-5-0	1-8-0
Average Per Return	5.0	8.0
Kickoff Returns: Number-Yards-TD	2-26-0	0-0-0
Average Per Return	13.0	0.0
Interceptions: Number-Yards-TD	2-1-0	1-1-0
Fumble Return: Number-Yards-TD	0-0-0	0-0-0
Possession Time	31:45	28:15
1st Quarter	5:51	9:09
2nd Quarter	9:56	5:04
3rd Quarter	7:56	7:04
4th Quarter	8:02	6:58
Third Down Conversions	6-of-14	3-of-15
Fourth-Down Conversions	0-of-1	2-of-4
Red-Zone Scores-Chances	4-4	5-5
Touchdowns	2-4	1-5
Field Goals	2-4	4-5
Sacks By: Number-Yards	2-19	2-15
PAT Kicks	3-3	1-1
Field Goals	2-2	4-4

## Statistical Leaders

UAB						Middle Tennessee					
Rushing	Att.	Yds	TD	Lg	Avg.	Rushing	Att.	Yds	TD	Lg	Avg.
Brown	31	156	1	30	5.0	Dobson	3	52	0	48	17.3
Johnston III	17	56	1	13	3.3	Mobley	9	39	0	15	4.3
Street	3	12	0	5	4.0	Thomas	3	2	0	2	0.7
Stanley	1	4	0	4	4.0	Stockstill	6	2	0	11	0.3
TEAM	2	-3	0	0	-1.5	Lee	1	1	0	1	1.0
Totals	54	225	2	30	4.2	Bruce	2	-2	0	1	-1.0
						Totals	24	94	0	48	3.9

## Passing C-A-I Yds TD Lg

Johnston III	9-15-1	140	1	43
<b>Totals</b>	<b>9-15-1</b>	<b>140</b>	<b>1</b>	<b>43</b>

## Receiving No. Yds TD Lg

Lee	2	13	0	7
Street	2	6	0	7
Carter	1	43	0	43
Wilson	1	40	1	40
Parham	1	17	0	17
Ubosi	1	16	0	16
Pittman	1	5	0	5
<b>Totals</b>	<b>9</b>	<b>140</b>	<b>1</b>	<b>43</b>

## Passing C-A-I Yds TD Lg

Stockstill	29-45-2	362	2	55
<b>Totals</b>	<b>29-45-2</b>	<b>362</b>	<b>2</b>	<b>55</b>

## Receiving No. Yds TD Lg

Casey	7	37	0	9
Smith	4	42	0	26
Dobson	4	40	1	46
West	3	81	0	55
Bruce	3	33	0	27
Mobley	3	18	0	8
Thomas	2	63	1	44
Lee	2	22	0	16
Marshall	1	26	0	26
<b>Totals</b>	<b>29</b>	<b>362</b>	<b>2</b>	<b>55</b>

## Qtr Time Scoring Play, Plays-Yards

	UAB	MT
1st 11:56 MT - Holt 37 yard field goal, 7-55	0	3
1st 07:37 UAB - Vogel 29 yard field goal, 10-56	3	3
1st 02:59 MT - Holt 20 yard field goal, 11-72	3	6
1st 00:00 MT - Thomas 19 yard pass from Stockstill (Holt kick), 5-80	3	13
2nd 07:08 UAB - Brown 2 yard run (Vogel kick), 16-75	10	13
2nd 04:15 UAB - Wilson 40 yard pass from Johnston III (Vogel kick), 4-68	17	13
2nd 03:20 UAB - Johnston III 3 yard run (Vogel kick), 3-35	24	13
2nd 00:00 MT - Holt 27 yard field goal, 13-0	24	16
3rd 03:52 MT - Dobson 46 yard pass from Stockstill (Stockstill pass failed), 5-57	24	22
4th 10:08 MT - Holt 33 yard field goal, 6-64	24	25
4th 03:23 UAB - Vogel 28 yard field goal, 5-39	27	25

**2018 UAB Football**  
**UAB Game Results (as of Dec 01, 2018)**  
**All games**

Date	Opponent		Score	Overall	Conference	Time	Attend
Aug 30, 2018	SAVANNAH STATE	W	52-0	1-0	0-0	2:59	27124
Sep 08, 2018	at Coastal Carolina	L	24-47	1-1	0-0	3:16	9776
Sep 15, 2018	TULANE	W	31-24	2-1	0-0	3:20	21991
* Sep 29, 2018	CHARLOTTE	W	28-7	3-1	1-0	2:53	25395
* Oct 06, 2018	at Louisiana Tech	W	28-7	4-1	2-0	2:59	18983
* Oct 13, 2018	at Rice	W	42-0	5-1	3-0	3:07	18916
* Oct 20, 2018	NORTH TEXAS	W	29-21	6-1	4-0	3:17	28014
* Oct 27, 2018	at UTEP	W	19-0	7-1	5-0	2:53	10787
* Nov 03, 2018	UTSA	W	52-3	8-1	6-0	3:04	17605
* Nov 10, 2018	SOUTHERN MISS	Wo	26-23	9-1	7-0	3:50	25618
Nov 17, 2018	at Texas A&M	L	20-41	9-2	7-0	3:11	97584
* Nov 24, 2018	at Middle Tennessee	L	3-27	9-3	7-1	2:42	14411
Dec 1, 2018	at Middle Tennessee	W	27-25	10-3	7-1	3:27	15806

MEDIA

SEASON  
REVIEW

STAFF

PLAYERS

HISTORY

#WinAsOne





**2018 UAB Football**  
**UAB Overall Team Statistics (as of Dec 11, 2018)**  
**All games**

<b>Team Statistics</b>	<b>UAB</b>	<b>OPP</b>
SCORING	381	225
Points Per Game	29.3	17.3
Points Off Turnovers	72	38
FIRST DOWNS	279	221
Rushing	148	84
Passing	111	99
Penalty	20	38
RUSHING YARDAGE	2715	1545
Yards gained rushing	3012	1984
Yards lost rushing	297	439
Rushing Attempts	587	436
Average Per Rush	4.6	3.5
Average Per Game	208.8	118.8
TDs Rushing	32	12
PASSING YARDAGE	2489	2357
Comp-Att-Int	174-311-15	193-366-9
Average Per Pass	8.0	6.4
Average Per Catch	14.3	12.2
Average Per Game	191.5	181.3
TDs Passing	14	14
TOTAL OFFENSE	5204	3902
Total Plays	898	802
Average Per Play	5.8	4.9
Average Per Game	400.3	300.2
KICK RETURNS: #-Yards	25-513	5-134
PUNT RETURNS: #-Yards	18-196	7-72
INT RETURNS: #-Yards	9-39	15-73
KICK RETURN AVERAGE	20.5	26.8
PUNT RETURN AVERAGE	10.9	10.3
INT RETURN AVERAGE	4.3	4.9
FUMBLES-LOST	11-4	15-9
PENALTIES-Yards	85-944	59-572
Average Per Game	72.6	44.0
PUNTS-Yards	56-2259	82-3222
Average Per Punt	40.3	39.3
Net punt average	37.6	35.0
KICKOFFS-Yards	73-4694	52-3017
Average Per Kick	64.3	58.0
Net kick average	40.5	40.5
TIME OF POSSESSION/Game	33:07	28:02
3RD-DOWN Conversions	78/176	41/164
3rd-Down Pct	44%	25%
4TH-DOWN Conversions	4/12	5/18
4th-Down Pct	33%	28%
SACKS BY-Yards	43-276	23-171
MISC YARDS	0	60
TOUCHDOWNS SCORED	49	27
FIELD GOALS-ATTEMPTS	12-21	13-17
ON-SIDE KICKS	0-0	0-1
RED-ZONE SCORES	(43-53) 81%	(26-31) 84%
RED-ZONE TOUCHDOWNS	(32-53) 60%	(15-31) 48%
PAT-ATTEMPTS	(47-48) 98%	(24-26) 92%
ATTENDANCE	145747	186263
Games/Avg Per Game	6/24291	7/26609
Neutral Site Games		0/0

<b>Score by Quarters</b>	<b>1st</b>	<b>2nd</b>	<b>3rd</b>	<b>4th</b>	<b>OT</b>	<b>Total</b>
UAB	103	125	65	82	6	381
Opponents	58	66	44	54	3	225

**2018 UAB Football**  
**UAB Overall Individual Statistics (as of Dec 11, 2018)**  
**All games**

Rushing	gp	att	gain	loss	net	avg	td	lg	avg/g
BROWN, Spencer	13	247	1167	18	1149	4.7	16	30	88.4
JOHNSTON III, Tyler	12	80	397	66	331	4.1	4	25	27.6
STREET, Jarrion	8	48	292	17	275	5.7	1	32	34.4
STANLEY, Lucious	13	52	281	7	274	5.3	1	24	21.1
ERDELY, A.J.	9	84	418	161	257	3.1	5	38	28.6
NOBLE III, James	10	23	144	0	144	6.3	1	30	14.4
WILSON, Andre	13	7	104	0	104	14.9	1	50	8.0
DAVIS, Kingston	3	22	92	4	88	4.0	2	16	29.3
PARHAM, Kendall	10	4	70	0	70	17.5	1	64	7.0
WHITMORE, Trey	2	5	22	0	22	4.4	0	9	11.0
FOSTER, Yusupha	1	2	13	0	13	6.5	0	10	13.0
CARTER, Kailon	13	1	12	0	12	12.0	0	12	0.9
TEAM	11	12	0	24	-24	-2.0	0	0	-2.2
Total	13	587	3012	297	2715	4.6	32	64	208.8
Opponents	13	436	1984	439	1545	3.5	12	60	118.8

Passing	gp	effic	comp-att-int	pct	yds	td	lg	avg/g
ERDELY, A.J.	9	125.95	111-198-7	56.1	1539	7	95	171.0
JOHNSTON III, Tyler	12	135.05	63-111-8	56.8	950	7	50	79.2
WILSON, Andre	13	0.00	0-1-0	0.0	0	0	0	0.0
TEAM	11	0.00	0-1-0	0.0	0	0	0	0.0
Total	13	128.38	174-311-15	55.9	2489	14	95	191.5
Opponents	13	114.53	193-366-9	52.7	2357	14	55	181.3

Receiving	gp	no.	yds	avg	td	lg	avg/g
WILSON, Andre	13	30	486	16.2	5	40	37.4
LISA, Collin	13	29	398	13.7	1	37	30.6
UBOSI, Xavier	13	28	610	21.8	5	95	46.9
CARTER, Kailon	13	22	443	20.1	2	50	34.1
LEE, Donnie	13	15	115	7.7	0	24	8.8
PARHAM, Kendall	10	14	197	14.1	0	40	19.7
WATKINS, Austin	6	7	82	11.7	0	24	13.7
PITTMAN, Hayden	13	7	47	6.7	0	10	3.6
STREET, Jarrion	8	7	23	3.3	0	9	2.9
BROWN, Spencer	13	7	17	2.4	0	8	1.3
STANLEY, Lucious	13	3	7	2.3	0	8	0.5
WALKER, Justin	6	2	41	20.5	0	35	6.8
SCOTT, Logan	13	2	19	9.5	1	14	1.5
PRINCE, Gerrit	3	1	4	4.0	0	4	1.3
Total	13	174	2489	14.3	14	95	191.5
Opponents	13	193	2357	12.2	14	55	181.3

Punt Returns	no.	yds	avg	td	lg
WILSON, Andre	14	122	8.7	0	26
THOMAS V, Starling	2	38	19.0	0	27
BILES, Chase	1	18	18.0	1	0
PRINCE, Gerrit	1	18	18.0	0	0
Total	18	196	10.9	1	27
Opponents	7	72	10.3	0	38

Interceptions	no.	yds	avg	td	lg
HARRIS, Brontae	2	-2	-1.0	0	0
DIGGS, Mar'Sean	2	0	0.0	0	0
WOOLBRIGHT, Chris	2	33	16.5	1	34
CASH, Grayson	1	0	0.0	0	0
MOLL, Kris	1	8	8.0	0	8
TURNER, Dy'jonn	1	0	0.0	0	0
Total	9	39	4.3	1	34
Opponents	15	73	4.9	0	42

Kick Returns	no.	yds	avg	td	lg
WILSON, Andre	17	352	20.7	0	38
CARTER, Kailon	6	86	14.3	0	29
THOMAS V, Starling	2	75	37.5	0	61
Total	25	513	20.5	0	61
Opponents	5	134	26.8	0	44

Fumble Returns	no.	yds	avg	td	lg
WILLIAMS, Zac	1	12	12.0	0	12
TURNER, Dy'jonn	1	20	20.0	0	20
MARINO, Garrett	1	48	48.0	1	48
MOFOR, Fitzgerald	1	0	0.0	0	0
Total	4	80	20.0	1	48
Opponents	1	17	17.0	1	17

MEDIA

SEASON  
REVIEW

STAFF

PLAYERS

HISTORY

#WinAsOne



**2018 UAB Football**  
**UAB Overall Defensive Statistics (as of Dec 11, 2018)**  
**All games**

		Tackles				Sacks	Pass defense			Fumbles		blkd		
#	Defensive Leaders	gp	ua	a	tot	tfl/yds	no-yds	int-yds	brup	qbh	rcv-yds	ff	kick	saf
27	WOOLBRIGHT, Chris	13	45	29	74	13.5-35	2.0-9	2-33	2	.	.	.	.	.
52	MOFOR, Fitzgerald	13	38	29	67	7.5-19	1.5-11	.	.	.	1-0	.	.	.
22	THOMAS, Broderick	13	50	13	63	3.0-11	1.0-4	.	3	.	1-0	1	.	.
23	DIGGS, Mar'Sean	13	39	11	50	1.5-5	.	2-0	4	.	1-0	.	.	.
20	MOLL, Kris	13	36	13	49	7.5-40	2.0-17	1-8	4	4	.	2	.	.
99	GARCIA-WILLIAMS, J.	13	29	13	42	15.5-69	9.5-54	.	4	2	1-0	.	.	.
15	CRAWFORD, Tre'	11	30	8	38	12.0-74	8.0-66	.	.	6	1-0	.	.	.
47	RUSH, Anthony	13	24	14	38	9.5-22	1.0-6	.	1	.	.	2	.	.
41	THAGARD, Quindarius	13	22	12	34	7.0-39	4.0-30	.	1	.	.	.	.	.
33	HARRIS, Brontae	11	26	4	30	3.0-8	.	2--2	10	.	.	.	.	.
8	CULVER, Duke	13	18	6	24	2.0-7	.	.	3	.	.	.	.	.
2	MARINO, Garrett	12	10	9	19	6.5-25	3.5-20	.	.	5	1-48	.	.	1
1	WILLIAMS, D.A.	11	13	3	16	.	.	.	5	.	.	1	.	.
14	TURNER, Dy'jonn	13	12	3	15	.	.	1-0	2	.	1-20	.	.	.
5D	WILLIAMS, Zac	12	11	3	14	3.0-17	1.0-10	.	.	4	1-12	2	.	.
21	DAWKINS, Will	11	9	5	14	.	.	.	.	.	1-0	1	.	.
25	KANYANGARARA, Crai	13	7	6	13	4.5-14	2.5-12	.	1	3	.	.	.	.
97	KEELY, Stacy	10	6	5	11	2.0-11	1.0-7	.	1	5	.	1	.	.
7D	JOHNSTON, Thomas	13	5	6	11	.	.	.	.	.	.	.	.	.
4D	THOMAS V, Starling	11	9	.	9	.	.	.	3	.	.	.	.	.
5T	TALAN, Adrienne	12	8	1	9	1.0-8	1.0-8	.	.	1	.	.	.	.
42	BINN, Kylan	13	5	2	7	2.0-10	2.0-10	.	.	2	.	.	.	.
29	TEMPLETON, Clay	4	6	.	6	1.0-8	1.0-8	.	.	.	.	1	.	.
1B	BOLER, Will	11	5	.	5	.	.	.	1	.	.	.	.	.
12	CASH, Grayson	12	3	1	4	1.0-12	.	1-0	.	.	.	.	.	.
91	McWILLIAMS, Fish	4	2	1	3	.	.	.	.	.	.	.	.	.
32	BRASHER, Luke	12	1	2	3	.	.	.	.	.	.	.	.	.
92	MOULTRE, Antonio	4	1	1	2	.	.	.	.	.	.	.	.	.
6D	DANIELS, CD	8	2	.	2	.	.	.	.	.	.	.	.	.
30	RAYAM, Jalen	4	2	.	2	1.0-3	1.0-3	.	.	1	.	.	.	.
17	JOHNSTON III, Tyler	12	1	1	2	.	.	.	.	.	.	.	.	.
39	MARSCH, Alec	13	.	1	1	.	.	.	.	.	.	.	.	.
94	WRIGHT, Michael	5	1	.	1	.	.	.	.	.	.	.	.	.
3F	FUQUA, Jacob	11	1	.	1	.	.	.	.	.	.	.	.	.
46	KNIGHT, Keilan	10	1	.	1	.	.	.	.	.	.	.	.	.
36	GRIFFIN, Kobe	10	1	.	1	.	.	.	.	1	.	.	.	.
16	PARHAM, Kendall	10	1	.	1	.	.	.	.	.	.	.	.	.
13	LISA, Collin	13	1	.	1	.	.	.	.	.	.	.	.	.
19	VOGEL, Nick	13	1	.	1	.	.	.	.	.	.	.	.	.
3	WILSON, Andre	13	1	.	1	.	.	.	.	.	.	.	.	.
TM	TEAM	11	1	.	1	1.0-1	1.0-1	.	.	.	.	.	.	1
9D	BROOKS, A.J.	12	.	.	.	.	.	.	.	.	.	.	1	.
35	BILES, Chase	11	.	.	.	.	.	.	.	.	.	.	1	.
43	PRINCE, Gerrit	3	.	.	.	.	.	.	.	.	.	.	1	.
Total		13	484	202	686	105-438	43-276	9-39	45	34	9-80	11	3	2
Opponents		13	563	302	865	72-313	23-171	15-73	32	28	4-17	8	4	.



>> STAFF





# BILL CLARK

## Head Coach | 3rd Season

- Eddie Robinson National Coach of the Year (FWAA) - 2018
- CBS Sports National Coach of the Year - 2017
- Conference USA Coach of the Year - 2017
- Thomas Brookshier Spirit Award (MFC) - 2017
- George Munger Coach of the Year Semifinalist (Maxwell)
- "The Herbies" National Coach of the Year (Kirk Herbstreit)
- Bleacher Report National Coach of the Year
- Capital One Orange Bowl-FWAA Courage Award Nominee

### PERSONAL INFORMATION

Year at UAB: 3rd  
 Born: June 28, 1968  
 Hometown: Anniston, Ala.  
 Wife: Jennifer  
 Children: Katie and Jacob

### EDUCATION

Jacksonville State ('90)

### COACHING CAREER

#### UAB

Head Coach.....2014-Present

#### Jacksonville State

Head Coach.....2013

#### South Alabama

Defensive Coord.....2008-12

#### Prattville H.S.

Head Coach.....1999-2007

#### Dothan H.S.

Defensive Coord.....1997-98

#### Coffee H.S.

Defensive Coord.....1995-96

#### Tuscaloosa County H.S.

Defensive Coord.....1992-94

#### Piedmont H.S.

Assistant.....1990-91

Bill Clark is a native of Anniston, Alabama. He graduated from Jacksonville State University in 1990 with a degree in physical education and began his football coaching career that year. His head coaching record at UAB is 24-14 and he is 35-18 as a Division I head coach.

A year after guiding UAB to a school record eight wins in 2017, Clark and the Blazers surpassed that with the program's first-ever 10 win season in 2018. UAB also tallied a school-best seven Conference USA wins which was good to win the West Division title and clinch a berth in the C-USA championship game.

On December 1, 2018, the Blazers won their first Conference USA title by traveling to Murfreesboro, Tenn., and defeating Middle Tennessee 27-25 in dramatic fashion on the Blue Raiders' home field to claim the league championship.

The national accolades have once again poured in for Clark as he was named one of eight finalists for the FWAA Eddie Robinson National Coach of the Year Award for a second-consecutive year, as well as being a semifinalist for the George Munger Collegiate Coach of the Year award and the Paul "Bear" Bryant Coach of the Year award.

UAB was led by its record-setting defense the entire year. The Blazers are 10th nationally in total defense and set a Conference USA record with three shutouts along the way. Entering its bowl game, UAB ranks top-10 nationally in six different statistical categories.

On the offensive side of the ball, sophomore running back Spencer Brown continued to re-write the record book and followed up his Freshman All-America season with another outstanding season. Brown currently has 1,149 rushing yards and 16 rushing touchdowns. His 16 touchdowns are a new single season UAB record and he ranks seventh nationally in that category.

UAB had 14 players earn All-Conference USA accolades in 2018, and defensive coordinator David Reeves was named a semifinalist for the Broyles Award, given annually to the nation's top assistant coach.

The Blazers also went 6-0 at home for a second-straight season and are now 12-0 since the start of the 2017 season which is the fourth longest home winning streak in the country.

In 2017, Clark guided UAB to an 8-5 overall record and just its second bowl appearance in program history. The Blazers have now been bowl eligible six times in school history and all three years under Clark.

The 2017 season started in record-setting fashion as a 45,212 fans poured into Legion Field to watch the season opener, a 38-7 victory over Alabama A&M, which established a new attendance record.



For guiding the Blazers' historic 2017 season, Clark was named the CBS Sports National Coach of the Year as well as Conference USA Coach of the Year.

On the field, he orchestrated one of UAB's most potent offenses in program history and a devastating ground game featuring true freshman Spencer Brown, who ran for 1,329 yards and 10 touchdowns. Brown slashed the UAB record book in his first season donning the Green and Gold as he broke program's single season freshman rushing record previously held by Jordan Howard.

For his efforts, Brown became UAB's first-ever FWAAs Freshman All-America honoree and was also selected as the Conference USA Freshman of the Year. His 1,329 rushing yards were the second highest total by a freshman in C-USA history.

Clark also guided quarterback A.J. Erdely to record setting numbers as the junior tied the then-school record with 13 rushing touchdowns and threw for 2,331 yards and 16 touchdowns while completing 60.7 percent of his passes. His 29 total touchdowns were the second most in a single season at UAB.

The 2017 defense was led by a trio of seniors who became the backbone of the program, highlighted by Darius Williams, who was named First Team All-Conference USA and a First Team All-American by Pro Football Focus. He finished the regular season leading C-USA in passes defended (20), pass breakups (15) and interceptions (5).

Tevin Crews more than tripled his production from his junior year in 2014 as he led the team in tackles with 102 and was second on the team in tackles for loss (12.0). Crews finished the regular season as the only player in Conference USA to rank in the top 10 in both tackles and tackles for loss.

Shaq Jones had 57 tackles and 13.0 TFL at the jack linebacker position and set the example for the team on and off the field. Along with his on-field production, Jones was named to the Allstate AFCA Good Works Team and was a semifinalist for the inaugural Jason Witten Collegiate Man of the Year Award, both given for exceptional community service and humanitarian work.

Prior to the start of the 2017 season, the Blazers moved into their new state-of-the-art Football Operations Center which features coaches offices, meeting and film rooms, athletic training facilities, locker rooms, a weight room, a nutrition station and two full turf practice fields. One of those practice fields is under a pioneering open-air covered pavilion made possible by Legacy Community Federal Credit Union.

Legacy Credit Union announced the largest-ever sponsorship with UAB, a 20-year, \$4.2 million naming right agreement for Legacy Pavilion, and in the process, became the official credit union of UAB.

In Clark's first season as head coach of the Blazers in 2014, he turned around a program that was 2-10 the year before into a team that finished 6-6 and earned bowl eligibility for the first time since 2004.

The Blazers had 15 players earn All-Conference USA honors during the 2014 season, including three first team selections (RB Jordan Howard, DE Diaheem Watkins and KR J.J. Nelson). Nelson was also named the school's first Walter Camp First Team

## HEAD COACH RECORD

### UAB

2018 .....	10-3
2017 .....	8-5
2014 .....	6-6
<b>Totals .....</b>	<b>24-14</b>

### Jacksonville State

2013 .....	11-4
<b>Total .....</b>	<b>11-4</b>

### Prattville H.S.

2007 .....	15-0
2006 .....	15-0
2005 .....	11-1
2004 .....	13-1
2003 .....	12-1
2002 .....	12-2
2001 .....	12-1
2000 .....	9-2
1999 .....	7-3
<b>Totals .....</b>	<b>106-11</b>

**OVERALL: 141-29 (.834)**



MEDIA

SEASON  
REVIEW

STAFF

PLAYERS

HISTORY

#WinAsOne



All-American.

The Blazers also experienced the country's second-highest increase in home attendance average, growing by more than 130 percent.

Prior to UAB, Clark was the head coach at Jacksonville State in 2013 and led the Gamecocks to an 11-4 record, their most victories since the 1992 campaign when JSU won the NCAA Division II National Championship. That number set an Ohio Valley Conference record and was also the most wins by a first-year head coach.

Jacksonville State earned an at-large berth in the FCS Playoffs and captured two victories -- including a second-round win over No. 6 McNeese State to reach the quarterfinals. The wins were the Gamecocks' first-ever in the NCAA Division I playoffs.

JSU concluded the 2013 season ranked No. 10 in the final FCS poll. The Gamecocks, who ranked sixth in the nation in FCS attendance, set 49 school records in 2013 and broke 13 OVC marks, as well as three NCAA records. JSU had two players earn All-America honors and nine selected for All-Ohio Valley Conference accolades.

Clark became Jacksonville State's head coach after five outstanding seasons at South Alabama as the Jaguars' defensive coordinator.

Clark's defense at USA finished second in the Sun Belt Conference in total defense in 2012 as the Jaguars completed their first full season of competition in the league. South Alabama posted the best record of any Division I FCS Independent in 2011 after winning the first 17 games in the program's history in 2009 and 2010.

During the 2010 season, South Alabama allowed only 13 points and 254.6 yards per game en route to a 10-0 record. In 2009, the Jags allowed only 5.9 points and 234 yards per game when the defense forced 25 sacks and forced 23 turnovers in only seven games.

Clark joined South Alabama in 2008 after spending nine years as head coach at Prattville (Ala.) High School where he led the Lions to national prominence. He won a pair of Class 6A State Championships as his last two teams won 30 straight games, while the 2007 squad was ranked No. 2 in USA Today's national high school poll.

Following his final season at Prattville High School, he was named the Alabama High School Athletic Association Coach of the Year and was also selected as the Schutt Southeast Regional Coach of the Year.


He first led the Lions to the Class 6A state playoffs in 2000, his second season guiding the program. Clark earned his first postseason victory a year later, helping Prattville advance to the quarterfinals before falling to the eventual state champion, which is where the Lions' season would end each of the next two falls.

Prattville made its first state championship game appearance under Clark in 2004, with the team allowing three touchdowns in four postseason contests, including a pair of shutouts. The Lions advanced to the quarterfinals of the 2005 playoffs before dropping a two-point decision.

Clark posted a 107-11 (90.7 percent) overall record during his tenure, suffering his last regular-season loss during the second week of the 2002 season.

Clark served on the staff of the Alabama-Mississippi All-Star Classic three times, including as head coach in the summer of 2007. He also served as head coach in the 2004 North-South All-Star Game. Clark began his coaching career as an assistant at Piedmont High School (1990-91) and also has coaching stints at Tuscaloosa County High School (1992-94), Coffee County (Ga.) High School (1995-96) and Dothan High School (1997-98).

He graduated from Jacksonville State in 1990 with a degree in physical education. Clark and his wife, Jennifer, have two children: daughter, Katie and son Jacob. His son Jacob has appeared in all 26 games since the start of the 2017 season.





# BRYANT VINCENT

## OFFENSIVE COORDINATOR/QBs

A familiar face will return to the sidelines as head coach Bill Clark named Bryant Vincent the Offensive Coordinator and Quarterbacks Coach for the UAB football team on Feb. 2, 2018.

Vincent was the offensive coordinator for the 2014 Blazer team that established virtually all of UAB's offensive school records, including total offensive yards (5,182), total points (398) and points per game (33.2).

Under Vincent's direction in 2014, he guided an offense that gained 2,637 yards through the air and 2,545 yards on the ground while scoring more than 30 points in eight games and more than 40 points in five games.

In his offense, current Chicago Bears star running back Jordan Howard set the UAB single season rushing record with 1,587 yards and 13 touchdowns, and starting quarterback Cody Clements completed 66 percent of his passes for 2,227 yards and 14 touchdowns.

Vincent inherits a team in 2018 that returns 10 starters on offense, including FWAA Freshman All-America running back Spencer Brown who will eye Howard's record as a sophomore, and All-Conference quarterback A.J. Erdely who tied Howard's touchdown record with 13 rushing scores in 2017.

Vincent also has the luxury of four returning offensive linemen, while top offensive line reserve Rishard Cook played in 12 games with four starts and should move into the vacated role left by graduate Chris Schleuger. At wide receiver, 13 of the top 14 leading receivers from last season

### PERSONAL INFORMATION

Year at UAB: 2nd  
Born: October 18, 1975  
Hometown: Glasgow, Ky.  
Wife: Holli  
Children: Brady and Bret

### EDUCATION

West Alabama ('98)  
Troy ('01)

### COACHING CAREER

**UAB**  
Offensive Coord./QBs ..... Pres.

**South Alabama**  
Offensive Coord.....2015-16

**UAB**  
Offensive Coord./QBs ..... 2014

**South Alabama**  
Assistant Coach ..... 2011-13

**Spanish Fort H.S.**  
Head Coach ..... 2007-10

**Greenville H.S.**  
Head Coach ..... 2006

**Spain Park H.S.**  
Asst. Head Coach ..... 2003-05

**Charles Henderson H.S.**  
Assistant Coach ..... 1999-02

**Hart County H.S.**  
Assistant Coach ..... 1998

**West Alabama**  
Student Assistant ..... 1996-97



MEDIA

SEASON  
REVIEW

STAFF

PLAYERS

HISTORY

#WinAsOne






return in 2018.

Prior to his return to UAB, Vincent spent 2015 and 2016 as the offensive coordinator and quarterbacks coach at the University of South Alabama. He also worked for the Jags from 2011-13 as an assistant coach before joining UAB in 2014.

Vincent helped guide the Jaguars to the 2016 Nova Home Loans Arizona Bowl led by record setting quarterback Dallas Davis. In Vincent's offense, Davis threw for the most yards in school history (2,706) and his 2,951 total yards of offense are second most in program history.

Vincent and his wife Holli have two sons, Brady who is a sophomore in college and Bret who is in sixth grade.





# DAVID REEVES

## DEFENSIVE COORDINATOR

David Reeves was named UAB's Defensive Coordinator in June of 2016. Prior to his appointment as the Defensive Coordinator, Reeves was the Blazers' defensive line coach since 2014 and stayed with Coach Clark to help rebuild the program during its two-year hiatus.

With Reeves in charge, the 2017 Blazers' defense jumped up to 5th in Conference USA in total defense and 41st overall nationally.

The team ended the season ranked 22nd in the country in passing yards allowed and 18th in team passing efficiency defense, both of which were good for 2nd in the conference. Due in large part to lockdown corner Darious Williams' five interceptions and 15 passes broken up, UAB was 3rd in the conference in total interceptions with 14 on the season. Williams led C-USA in passes defended (20), pass breakups (15) and interceptions (5).

Williams was a First Team All-Conference USA selection, and Reeves also help fellow seniors Tevin Crews and Shaq Jones earn All-Conference USA accolades at linebacker.

Crews had a tremendous senior campaign, finishing with a career-high and team best 102 tackles and 12.0 tackles for loss. He was the only player in C-USA to rank in the top 10 in both categories. Jones also had a productive season finishing with 57 total tackles and a team-high 13 TFLs.

Williams' lock down coverage, combined with constant pressure from guys like Crews and Jones helped UAB finish 4th in the conference as one of only four teams with a positive turnover margin.

The defense especially ramped up when it mattered most, as UAB finished the year ranked 36th in the country (6th in C-USA) in red zone defense and 46th (5th) in third down conversion defense.

Overall, Reeves helped UAB set the program record for FBS wins in a single season (8) C-USA wins (6) and a perfect 6-0 record at home for the first time in program history. The Blazers led C-USA in attendance and appeared in just their second bowl game in program history.

PERSONAL INFORMATION	
Year at UAB:	3rd
Born:	October 8, 1967
Hometown:	Athens, Ala.
Wife:	Starr
Children:	Rhett and Major
EDUCATION	
Athens State	('91)
COACHING CAREER	
UAB	Defensive Coord..... 2016-Pres.
UAB	Defensive Line ..... 2014
Jacksonville State	Defensive Line ..... 2013
UT-Martin	Assistant Coach ..... 2012
Southern Arkansas	Defensive Coord.....2007-11
Alabama	Graduate Assistant...2005-06
Athens H.S.	Defensive Coord.....2000-04



MEDIA

SEASON REVIEW

STAFF

PLAYERS

HISTORY

#WinAsOne





In Reeves first season at UAB, he was an integral part of the Blazers' remarkable turnaround which saw them finish 6-6 after being 2-10 the year prior.

The Blazers improved 44 spots in total defense in 2014, spearheaded by the defensive line. Reeves' unit helped UAB tally 34 sacks in his first season, which was 16 more than the year before. The Blazers also finished with 81 TFLs with Reeves, a +21 difference from the 2013 campaign.

At the conclusion of 2014, the UAB defense allowed 29.9 points against, which was an average of 14 points better from 2013 when UAB allowed 43.8 points against.

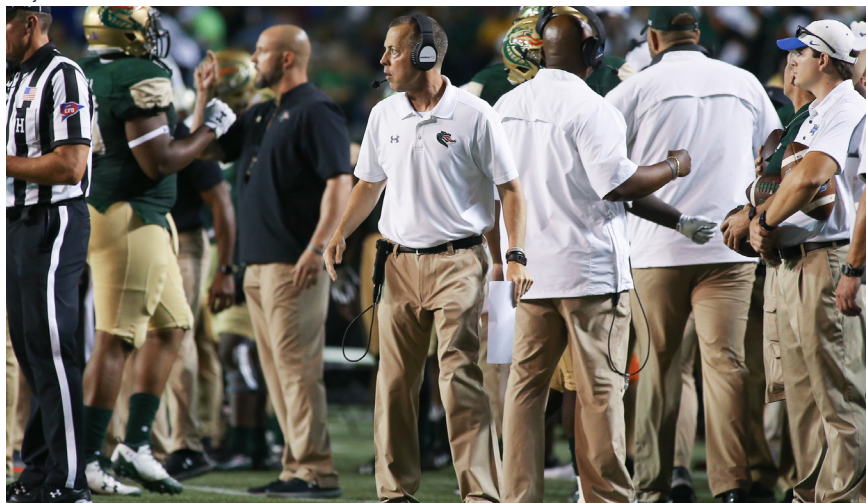
Leading the way for the defensive front was senior End Diaheem Watkins, who was named a First Team All-Conference USA selection for tallying a team-high 10 sacks. Additionally, Interior lineman Chris Walton earned C-USA Honorable Mention.

Reeves joined the Blazers in 2014 following a year-long stint at Jacksonville State where he also coached the defensive line under the direction of head coach Bill Clark.

In 2013 at JSU, Reeves' unit ranked first in the Ohio Valley Conference in sacks (52) and third in the league in scoring defense (23.6 ppg). Under Reeves' guidance, two Gamecocks earned All-Ohio Valley Conference honors, including second team selection defensive lineman Caleb Lawrence. Jacksonville State defensive end Chris Landrum was named to the OVC Newcomer squad.

Reeves was the secondary coach at UT Martin in 2012, after coaching the previous five seasons at Southern Arkansas where he was the defensive coordinator his final two years. Reeves was a graduate assistant at the University of Alabama from 2005-06 and was the defensive coordinator at Athens (Ala.) High School from 2000-05.

He is a 1991 graduate of Athens State University. Reeves and his wife, Starr, have two sons, Major and Rhett.





# JODY WRIGHT

## ASSISTANT HEAD COACH/OL

The UAB football program is adding another familiar face to its coaching staff for the upcoming 2018 season as it welcomes back Jody Wright to serve as the offensive line and assistant head coach, as announced by Bill Clark on May 2, 2018.

Wright rejoins the Blazers after previously serving as the running backs coach during the record-breaking 2014 season with Clark, when the Green and Gold were led by former Blazer greats Jordan Howard and D.J. Vinson in the backfield.

Under Wright's guidance, Howard became the benchmark in UAB's record book, holding the top spot in nearly every statistical category, including single season rushing yards (1,587), single season rushing touchdowns (13) and career yards gained per game (107.3). Vinson holds the record for most touchdowns (5) and points scored (30) in a single game against Alabama A&M in 2014.

Wright got his start with Coach Clark in 2013 as a member of the Jacksonville State staff, where he worked as the passing game coordinator with an emphasis on the tight ends. The Gamecocks went 11-4 that season and reached the quarterfinals of the FCS Playoffs, which at the time was a school record for both wins and postseason success.

Most recently, Wright was the Director of Player Personnel at the University of Alabama from 2015-17. He also spent three seasons under Nick Saban prior to his stint with Jacksonville State, serving as the wide receivers graduate assistant in 2010 before transitioning into the role of offensive analyst in 2011-12, where he worked with running backs and receivers.

Wright graduated from Jacksonville State in 2004 and earned his master's degree from Mississippi State, where he worked as an offensive graduate assistant under Sylvester Croom from 2005-08 and one year with Dan Mullen in 2009 as the Coordinator of Football Operations.

He attended high school at Pickens Academy and played for his father, Lynn, winning Alabama state titles in 1996, 1998 and 1999. Wright was named an All-State running back during his final two seasons of high school.



### PERSONAL INFORMATION

Year at UAB: 2nd  
Born: July 21, 1981  
Hometown: Ethelsville, Ala.  
Wife: Meredith  
Children: Thomas

### EDUCATION

Jacksonville State ('04)  
Mississippi State ('07)

### COACHING CAREER

#### UAB

Assit. Head Coach/OL..... Pres.

#### University of Alabama

Dir. of Player Personnel.....2015-18

#### UAB

Assit. Head Coach/RB..... 2014

#### Jacksonville State

Passing Game Coord. .... 2013  
Recruiting Coord.

#### University of Alabama

Offensive Analyst .....2011-12

#### University of Alabama

Graduate Assistant. ....2010

#### Mississippi State

Graduate Assistant. ..2006-08

#### Mississippi State

Volunteer Assistant. ....2005

#### Jacksonville State

Student Assistant.....2002-04

MEDIA

SEASON  
REVIEW

STAFF

PLAYERS

HISTORY

#WinAsOne







# HINDLEY BRIGHAM

## RUNNING BACKS

In Hindley Brigham's first season as running backs coach, he guided the Blazers to one of Conference USA's most potent rushing attacks, highlighted by FWAA Freshman All-America honoree and C-USA Freshman of the Year Spencer Brown.

Brown shattered the record book on his way to becoming the first FWAA Freshman All-American in program history. Brown rushed for 1,329 yards, which is the third most yards in a single season at UAB and the second most yards in the history of Conference USA for a freshman. His 10 rushing touchdowns were also the seventh most in a single season for the Blazers.

It took Brown just eight games to break Jordan Howard's freshman rushing record, and he surpassed the Pro Bowler's total with a career-high 209-yard performance at Southern Miss. His 209-yard outing at USM was the seventh highest rushing total in a game in program history and just the eighth time a Blazer has rushed for over 200 yards.

In total, Brown had six 100-yard rushing games with five of them coming in C-USA action. He was added to the Doak Walker Award Watch List midway through the season and averaged 102.2 rushing yards per game, the third highest total in the nation amongst freshmen.

Overall, UAB's 2,381 rushing yards were the fourth most in school history and its 27 rushing touchdowns tied a single season record.

Brigham was named UAB's running backs coach in May of 2017 after spending the previous year as the Blazers' Offensive Analyst.

A standout running back for local Mountain Brook High School, Brigham began his playing career at Baylor and was a Second Team Academic All-Big 12 performer following his sophomore season. After two years with the Bears, Brigham transferred to Furman where he etched his name into the record book from 2002-03.

He led the Paladins in rushing in both 2002 and 2003, which included running for 1,042 yards and five touchdowns in 2003. In addition to being named a team captain for the 2003 season, he was also honored as a Second Team All-Southern Conference performer.

Brigham was also bestowed the John Bagwell Offensive Back Award by the Furman coaching staff for the '03 season. For his career, Brigham compiled nine 100-yard rushing games, and currently ranks 11th all-time with 2,034 rushing yards. Brigham capped off his college career with a 145-yard and one touchdown performance in a 63-21 victory over Chattanooga.



In 2007, Brigham coached running backs at Birmingham Southern under head coach Joey Jones, where he led a unit that amassed 1,833 rushing yards and 16 touchdowns during the Panthers return to the gridiron following a 68-year hiatus. From 2010-11, Brigham was an English teacher at Cornerstone Schools of Alabama while also coaching soccer and basketball.

He returned to his Alma Mater of Mountain Brook in 2012 where he coached running backs for one year. He graduated from Furman in 2003 with a degree in political science and earned his second degree in English from the University of Montevallo in 2015.

Brigham and wife Erin reside in Vestavia Hills, Ala., and have one daughter, Dorothy Jean.

### PERSONAL INFORMATION

Year at UAB: 2nd  
Born: August 12, 1980  
Hometown: Mountain Brook, Ala.  
Wife: Erin  
Children: Dorothy Jean

### EDUCATION

Furman ('03)

### COACHING CAREER

#### UAB

Running Backs..... Pres.

#### UAB

Offensive Analyst.....2016-17

#### Mountain Brook

Running Backs..... 2012

#### Birmingham Southern

Running Backs.....2007



# CASEY WOODS

## TIGHT ENDS/RECRUITING COORDINATOR

Casey Woods is in his second season on the sidelines and his third year overall at UAB coaching the inside wide receivers and tight ends.

In 2017, Woods' unit was led by slot receiver Collin Lisa who hauled in 33 catches for 439 yards. His group also featured a pair of tight ends who came on late in the season, including true freshman Hayden Pittman who finished with 119 yards and two touchdowns.

Overall, Woods helped UAB return from a two-year hiatus in 2017 to set the program record for FBS wins in a season (8), Conference USA wins (6) and finished with a perfect 6-0 record at home for the first time ever. The Blazers' appearance in the Bahamas Bowl was just the second bowl game in program history.

Although 2017 was Woods' first season in-game coaching at UAB, he arrived in Birmingham in January of 2016 to help rebuild the program after its disbandment in 2014.

Along with coaching tight ends and wide receivers, Woods has been on the front lines of UAB's nation-wide recruiting efforts and roster management.

Prior to joining the Blazers, Woods spent three years as the Director of Player Personnel at Auburn University from 2013-15. During his time at Auburn, the Tigers amassed a record of 27-13, which included a run to the national title game in 2013 and a 12-2 overall record.

In 2012, Woods coached the wide receivers and served as the recruiting coordinator for Arkansas State. The Red Wolves were 10-3 in Woods' lone season and won their final eight games, including a 17-13 victory over No. 25 Kent State in the GoDaddy.com Bowl.

From 2009-11, Woods was as an offensive quality control assistant at Auburn. He was a member of the 2010 national championship team led by current NFL star Cam Newton. Auburn finished the season 14-0 and defeated Oregon 22-19 in the Fiesta Bowl to claim the title.

Woods was a graduate assistant at his alma mater, the University of Tennessee, in 2008. He played in 41 games for the Vols from 2003-07 as a wide receiver and holder. In his five seasons in Knoxville, the Vols went 44-20 overall and had three 10-win seasons.

Woods is a native of Starkville, Mississippi, and played his high school ball at Starkville Academy.

He and his wife Lauren have two children, daughter Waverly Grace and son Sawyer Davis.



MEDIA

SEASON  
REVIEW

STAFF

PLAYERS

HISTORY

#WinAsOne





# LARRY SMITH

## WIDE RECEIVERS

In 2017, Larry Smith's first season coaching wide receivers, he helped guide the Blazers to their most wins in program history which included impressive numbers from his unit.

Smith oversaw the development of standout Andre Wilson who finished the 2017 season with 54 catches for 677 yards and six touchdowns. Wilson's 54 catches were the fifth most in a single season at UAB while his 677 yards ranks 10th all-time. Wilson earned All-Conference USA Honorable Mention accolades.

The offense gained 4,728 yards overall which was the seventh most in school history and 2,347 of those yards came through the air. In 2018, Smith returns eight of his top nine receivers from a year ago.

Overall, Smith helped UAB return from a two-year hiatus in 2017 to set the program record for FBS wins (8), Conference USA wins (6) and finished with a perfect 6-0 record at home for the first time ever. The Blazers' appearance in the Bahamas Bowl was just the second bowl game in program history.

Smith joined the UAB coaching staff in the January of 2016 after spending three years coaching at Jacksonville State. He worked under current UAB head coach Bill Clark in 2013 as a graduate assistant, then spent 2014-15 as the quarterback's coach.

In 2015, Smith helped JSU quarterback Eli Jenkins earn All-America honors as Jenkins compiled nearly 4,000 yards and 36 touchdowns. The Gamecocks reached the Football Subdivision National Championship game for the first time in program history.

Smith played quarterback at Vanderbilt University from 2007-11 and started 27 games in his career. As a senior, he led the Commodores to a 4-2 start before suffering an injury which held him out until the AutoZone Liberty Bowl. Additionally, he started nine games as a junior, 11 games as a sophomore and one game as a freshman (Music City Bowl).

Smith played for UAB head coach Bill Clark at powerhouse Prattville High School and was named Mr. Football in Alabama as a senior in 2006 after leading the Lions to a perfect 15-0 record and the 6A state title.

Smith was 39-2 as a starter with no regular-season losses at Prattville and finished with a school record 6,011 passing yards and 54 touchdowns.

Smith is a 2011 graduate of Vanderbilt and earned his degree in human and organizational development.

### PERSONAL INFORMATION

Year at UAB: 2nd Season  
Born: February 22, 1989  
Hometown: Prattville, Ala.

### EDUCATION

Vanderbilt ('11)

### COACHING CAREER

#### UAB

Wide Receivers .....2016-pres.

#### Jacksonville State

Quarterbacks .....2014-15

#### Jacksonville State

Graduate Assistant .....2013





# KYLE TATUM

## DEFENSIVE LINE

In Kyle Tatum's first year as the defensive line coach in 2017, he guided a unit that featured two All-Conference USA performers and a group which ranked in the top 50 nationally in tackles for loss.

Collectively, UAB had 84 tackles for loss for a combined 288 yards, which was paved by the defensive line. The Blazers had no less than three TFL in every game during the 2017 campaign, including reaching double digit TFLs twice (Alabama A&M - 12, UTSA - 10).

### PERSONAL INFORMATION

Year at UAB: 2nd Season  
Born: June 10, 1983  
Hometown: Prattville, Ala.

### EDUCATION

Alabama ('06)

### COACHING CAREER

#### UAB

Defensive Line..... Pres.

#### UAB

Strength and Conditioning..2016

#### Texas State

Defensive Tackles.....2013-15

#### Texas State

Tight Ends.....2011-12

#### UAB

Strength and Conditioning. 2010

#### Prattville

Offensive Line..... 2008-09

Senior tackle Teko Powell and sophomore tackle Garrett Marino were each Honorable Mention All-Conference USA. Powell was huge for UAB in stopping the run, while Marino became a starter halfway through the season and finished with 8.0 TFL, while fellow nose tackle Anthony Rush had 9.0 TFL. On the edge, junior Stacy Keely had a team-best four sacks.

Overall, Tatum helped UAB return from a two-year hiatus in 2017 to set the program record for FBS wins (8), Conference USA wins (6) and finished with a perfect 6-0 record at home for the first time ever. The Blazers' appearance in the Bahamas Bowl was just the second bowl game in program history.

Tatum was named UAB's defensive line coach in February of 2017 following his time as the Blazers' strength and conditioning assistant since the Fall of 2016.

Tatum began his coaching career as a graduate assistant at Texas State from 2011-2012 under the direction of head coach Dennis Franchione. In 2012 he coached tight ends and was subsequently promoted to defensive tackles coach from 2013-2015.

During the 2013 season, defensive lineman Michael Odiari was named Third Team All-Sun Belt. Odiari tripled his sack output between his junior and senior seasons, finishing with 9.0, and was recognized as a unanimous First Team All-Sun Belt Conference defensive lineman. The Bobcats' defense finished the year with 28 sacks, averaging 2.25 per contest, good for 61st nationally.

The 2014 unit also boasted linebacker David Mayo, who was honored as the Sun Belt Defensive Player of the Year, in addition to second team selections Craig Mager (linebacker) and David Mims (defensive back).

Prior to entering the coaching profession, Tatum was a four-year varsity football letterman at the University of Alabama from 2002-2006, contributing his efforts to both the offensive and defensive lines. For his standout efforts in the classroom, he earned 2003 Academic All-SEC honors. After racking up 14 tackles during his redshirt freshman year, Tatum transitioned to the offensive line in 2004, starting nine games and taking 739 snaps at right tackle.

He proceeded to start all 12 games in 2005, again at right tackle, which included a 13-10 victory over Texas Tech in the Cotton Bowl, and was recognized as an honorable mention All-SEC offensive lineman. Tatum finished with 16 knockdown blocks during the 2006 season.

Tatum attended Prattville High School in Prattville, Ala., where he had a stellar prep career under the leadership of Bill Clark. Tatum, considered a high school All-American according to numerous publications, was a Birmingham News Dandy Dozen pick his senior year in addition to receiving honorable mention All-State honors. He led the Lions to the quarterfinals of the Class 6A state playoffs his senior year, which ended in a 17-14 defeat to eventual state champion Daphne.

He graduated from Alabama in 2006 with a degree in Business Management.







# BRIAN WILLIAMS

## LINEBACKERS

Brian Williams enters his second season on the sidelines for the Blazers as the linebackers coach after a successful 2017 campaign which was highlighted by the development of senior Tevin Crews.

Crews stayed at UAB during the program's two-year hiatus and once he was back on the field, Williams guided him to career numbers and All-Conference USA accolades.

Crews was the only player in Conference USA to rank in the top 10 in both tackles per game (7.8) and tackles for loss (12.0). He finished the season with a career-high and team-best 102 tackles to go along with his 12 TFLs, three sacks, three pass breakups, one interception and one forced fumble. Williams also developed sophomore Fitzgerald Mofor into one of UAB's most consistent players as Mofor started all 13 games for the Blazers and finished third on the team with 71 tackles. Meanwhile, true freshman Thomas Johnston gained valuable experience in playing all 13 games and finishing the season with 32 tackles.

Overall, Williams helped UAB return from a two-year hiatus in 2017 to set the program record for FBS wins (8), Conference USA wins (6) and finished with a perfect 6-0 record at home for the first time ever. The Blazers' appearance in the Bahamas Bowl was just the second bowl game in program history.

Although 2017 was Williams' first year coaching games at UAB, he joined the Blazers coaching staff in January of 2016 to help bring the program back.

Prior to UAB, Williams was at the University of Georgia in 2015 as the player relations director for the Bulldogs' defense. Before that, he was on staff at Florida State for two years as a defensive analyst and was a part of the Seminoles' 29-game winning streak which included winning the 2013 National Championship.

The Florida State defense finished the 2013 season allowing just 12.1 points against, anchored by linebackers Telvin Smith and Reggie Northrup. Smith led the team with 90 tackles and 9.5 TFL. Williams contributed to FSU's defense that ranked second in total defense, first in passing defense and third in rushing defense.

Williams had a very successful high school coaching career before jumping to the collegiate level. His first coaching stop was at Rickards High School in Tallahassee. He then returned to his alma mater of Miami Carol City High School where he spent seven years coaching football and teaching math and special education.

After one year in Georgia, Williams moved back to Tallahassee to begin a three-year stint at Godby High School as the Defensive Coordinator. Williams helped Godby win the Florida state title in 2012 as the Cougars finished with an overall record of 15-1.

Williams played high school ball at Miami Carol under legendary Florida coach Walt Frazier. He earned a scholarship at Albany State University in Georgia and then transferred to Florida A&M where he finished his college degree.

Williams is married to the former Diasha Walker.



### PERSONAL INFORMATION

Year at UAB: 2nd Season  
Born: May 8, 1977  
Hometown: Miami, Fla.  
Wife: Daisha

### EDUCATION

Florida A&M ('03)

### COACHING CAREER

#### UAB

Linebackers ..... 2016-Pres.

#### Georgia

Player Relations Dir. .... 2015

#### Florida State

Defensive Analyst ..... 2013-14

#### Godby

Defensive Coord. .... 2010-12

#### Northeast

Defensive Line ..... 2009

#### Miami Carol City

Defensive Coord./DL .. 2002-08

#### Rickards

Linebackers ..... 1999-01



# BLAKE SHRADER

## DEFENSIVE BACKS

Blake Shrader guided the UAB defensive backs to one of Conference USA's top units in 2017 which finished as the league's second ranked pass defense (189.7 yards/game) and third in interceptions (14).

Highlighting Shrader's group was senior cornerback Darius Williams, who finished the season as a First Team All-America honoree by Pro Football Focus and a First Team All-Conference USA selection.

Williams climbed the ranks as one the nation's top shutdown corners. He led Conference USA in passes defended (20), interceptions (5) and pass breakups (15), and finished the season tied for fifth nationally with 1.5 passes defended per game.

Shrader also developed Broderick Thomas into one of Conference USA's top and most consistent safeties. Thomas started all 13 games for the Blazers and was second on the team with 95 total tackles en route to earning All-Conference USA Honorable Mention. Thomas had a team-high 66 unassisted tackles and also added three TFL, two interceptions and a forced fumble.

Overall, Shrader helped UAB return from a two-year hiatus in 2017 to set the program record for FBS wins (8), Conference USA wins (6) and finished with a perfect 6-0 record at home for the first time ever. The Blazers' appearance in the Bahamas Bowl was just the second bowl game in program history.

Shrader began his second stint with the UAB football program in January of 2016.

Shrader was a part of UAB's remarkable turnaround in 2014 as he helped head coach Bill Clark and the Blazers reach bowl eligibility for the first time since 2004. Shrader served as the director of player personnel that season.

Prior to his return to Birmingham, Shrader spent the 2015 season as a quality control coordinator at the University of Georgia. The Bulldogs were 10-3 in 2015 and capped their season with a 24-17 victory over Penn State in the Taxslayer Bowl.

Shrader's first full-time appointment came in 2013 with Bill Clark at Jacksonville State as the cornerback's coach. In his lone season with the Gamecocks, JSU went 11-4 and reached the quarterfinals of the FCS playoffs, marking the school's first-ever victories in the NCAA Division I playoffs.

Before JSU, Shrader was a part of Bill Clark's defensive staff at South

Alabama from 2010-12 as a graduate assistant. In 2012, USA's first year in Sun Belt, the Jaguars ranked second in the league in total defense.

Shrader got his coaching start at his alma mater of Auburn University as a defensive quality control assistant from 2008-09.

A highly-touted recruit out of Stevenson, Ala., Shrader played safety at Auburn from 2004-07 and graduated in 2008 with a degree in health promotion. He was an all-state performer for North Jackson High School both as a junior and senior.

Shrader is married to the former Shanda Thomas. They have one daughter, Maelee Kate Shrader.



### PERSONAL INFORMATION

Year at UAB: 2nd Season  
Born: November 20, 1985  
Hometown: Stevenson, Ala.  
Wife: Shanda

### EDUCATION

Auburn ('08)

### COACHING CAREER

#### UAB

Cornerbacks.....  
2016-Pres.

#### Georgia

Quality Control.....  
2015

#### UAB

Dir. of Player Personnel.....  
2014

#### Jacksonville State

Cornerbacks.....  
2013

#### South Alabama

Graduate Assistant.....  
2011-12

#### Auburn

Def. Quality Control.....  
2008-10

MEDIA

SEASON  
REVIEW

STAFF

PLAYERS

HISTORY

#WinAsOne





# NICK GENTRY

## OUTSIDE LINEBACKERS

UAB football head coach Bill Clark announced Nick Gentry as the 10th assistant coach on March 1, 2018. Gentry's main responsibility will be working with the outside linebackers.

Gentry, who played for Clark in high school at Prattville, went on to win two national championships as a defensive lineman at the University of Alabama in 2009 and 2011. In 2011, he was named Alabama's Co-Defensive MVP with Courtney Upshaw and helped lead the Crimson Tide to a national championship victory over LSU in the Allstate Sugar Bowl.

### PERSONAL INFORMATION

Year at UAB: 1st Season  
Born: April 13, 1989  
Hometown: Prattville, Ala.  
Wife: Magen  
Children: Brennan

### EDUCATION

Alabama (2012)

### COACHING CAREER

#### UAB

Outside Linebackers .....Pres.

#### Jacksonville State

Outside LB/DE .....2014-17

#### Jacksonville State

Graduate Assistant .....2013

#### Tennessee

Graduate Assistant .....2012

Upon graduation, Gentry's coaching career began as a defensive analyst at the University of Tennessee in 2012 where he worked primarily with defensive coordinator Sal Sunseri.

After one year at Tennessee, Gentry joined Clark's staff at Jacksonville State in 2013 as a graduate assistant on the defensive line and helped guide the Gamecocks to an 11-4 overall record and an appearance in the quarterfinals of the FCS playoffs.

Gentry was then promoted to a full-time assistant in 2014 coaching outside linebackers and defensive ends. He would coach there through 2017 and helped lead the Gamecocks to an FCS national championship appearance versus North Dakota State while coaching three time All-American and Buck Buchanan award winner Darius Jackson.

He also coached two-time All-American Chris Landrum as well as Academic All-Americans Joseph Roberts and Dalton Campbell while at JSU.

Gentry is married to the former Magen Mathis and they have one son Brennan.



**Tyler Cook**

Director of Football Operations

**John Neal**

Asst. Director of Football Operations

**Randy Pippin**

Director of Player Relations

**Heath Thomas**


Director of Player Development

**Jay Simpson**

Defensive Analyst

**Boo Smith**

Offensive Analyst

**Hunter Mullins**

Graduate Assistant - Special Teams

**Zack Hart**

Graduate Assistant - Offense

**Garrett Murphy**

Graduate Assistant - Defense

**Lyle Henley**

Head Strength and Conditioning

**Jhun Cook**

Assistant Strength and Conditioning

**Xavier Robinson**

Assistant Strength and Conditioning

MEDIA

SEASON  
REVIEW

STAFF


PLAYERS

HISTORY

#WinAsOne








**Cam Blankenship**

Assistant Strength and Conditioning




**Shannon Ritch**

Administrative Assistant



**Tavon Arrington**

FCA Representative



**Jesse Hallford**

Director of Video Services




**Kelsey Rushing**

Sports Dietitian




**Ryne Nicholson**

Director of Equipment Services



**Dan Springer**

Head Athletic Trainer



**Tom Hammett**

Assistant Athletic Trainer



**Timothy Alexander**

Character Education



**Ted Feeley**

Football SID



**Shane Switzer**

Assistant Football SID



**Jim Hilyer**

Special Assistant to Head Coach

# >> PLAYERS



1	Jonathan Haden.....	WR	Sr.*	5-7	175
	Upper Marlboro, Md./Friendship/Arizona				
1	D.A. Williams .....	CB	Sr.*	5-10	180
	St. Augustine, Fla./St. Augustine/Iowa Western				
2	Garrett Marino .....	DL	Jr.*	6-2	290
	Orange County, Calif./Mission Viejo/Montana State				
2	Lucious Stanley .....	RB	Fr.*	6-0	215
	Fort Myers, Fla./North Fort Myers				
3	CD Daniels.....	CB	Fr.	6-2	180
	Birmingham, Ala./Homewood				
3	Andre Wilson.....	WR	Sr.*	5-10	180
	Converse, Texas/Judson/Trinity Valley				
4	Donnie Lee .....	TE	Sr.*	6-2	230
	Harvey, La./Helen Cox/Arkansas Baptist				
4	Starling Thomas V.....	CB	Fr.	5-11	180
	Birmingham, Ala./Ramsay				
5	Jarrion Street .....	RB	Jr.	6-1	210
	Trussville, Ala./Hewitt-Trussville/Ole Miss				
5	Zachary Williams .....	DL	Sr.*	6-2	270
	Lena, Miss./Leake County/Copiah Lincoln				
6	Austin Watkins.....	WR	Jr.	6-3	200
	Fort Myers, Fla./North Fort Myers/Dodge City				
7	Thomas Johnston .....	LB	So.	6-2	230
	Spanish Fort, Ala./Spanish Fort				
7	Xavier Ubosi .....	WR	Sr.*	6-3	215
	Reseda, Calif./Reseda/ L.A. Pierce				
8	Duke Culver .....	CB	Sr.*	6-0	195
	Jacksonville, Fla./Godby/Louisville				
9	A.J. Brooks .....	CB	Jr.*	6-0	190
	Gilroy, Calif./Modesto Christian/Gavilan				
9	Dylan Hopkins.....	QB	Fr.	6-1	205
	Maryville, Tenn./Maryville				
10	Sederian Copeland.....	WR	Sr.*	6-0	175
	Dallas, Texas/Skyline/Tyler				
11	David Acfalle .....	CB	Fr.*	6-0	185
	Trussville, Ala./Hewitt-Trussville				
11	A.J. Erdely .....	QB	Sr.*	6-4	220
	Cumming, Ga./West Forsyth/Middle Tenn./MGCU				
12	Grayson Cash .....	S	Fr.*	6-0	185
	Trussville, Ala./Hewitt-Trussville				
13	Xavier Lanier .....	DB	Fr.	6-2	195
	Gordo, Ala./Gordo				
13	Collin Lisa .....	WR	Sr.*	5-10	175
	Alpharetta, Ga./Chattahoochee/UAB/Bufalo				
14	Zach Millar .....	QB	So.	6-0	220
	Ottawa, Ontario/Holy Trinity				
14	Dy'jonn Turner .....	CB	So.	5-11	200
	Florence, Ala./Florence				
15	Tre' Crawford.....	LB	Sr.	6-3	235
	Houston, Texas/Tyler				
15	Demetrius Davis.....	WR	So.*	5-11	180
	Birmingham, Ala./Huffman				
16	Kendall Parham .....	WR	Jr.	5-10	180
	Hattiesburg, Miss./Oak Grove/Jones County				
16	Werlean Pollock .....	DB	Fr.	6-3	200
	Marianna, Fla./Marianna				
17	Will Boler .....	S	Fr.*	6-0	205
	Opelika, Ala./Opelika				
17	Tyler Johnston III .....	QB	Fr.*	6-2	215
	Spanish Fort, Ala./Spanish Fort				

11	David Acfalle	CB
88	Logan Arnold	TE
76	Zack Aylor	OL
97	Wilson Beaverstock	PK
35	Chase Biles	DB
42	Kylen Binn	LB
85	Thair Blakes	TE
17	Will Boler	CB
32	Luke Brasher	LB
9	A.J. Brooks	CB
28	Spencer Brown	RB
98	Tyrus Butler	DL
18	Kailon Carter	WR
12	Grayson Cash	S
90	Jay Chisolm	DL
47	Jacob Clark	LS
89	Skylor Clinton	TE
71	Rishard Cook	OL
10	Sederian Copeland	WR
15	Tre' Crawford	LB
8	Duke Culver	DB
44	Sherrod Curry Jr	DB
3	CD Daniels	CB
15	Demetrius Davis	WR
51	James Davis	OL
23	Kevin Davis	WR
21	Will Dawkins	S
23	Mar'Sean Diggs	S
72	Lee Dufour	OL
96	Bentley Easley	DL



# ROSTER

MEDIA

SEASON  
REVIEW

STAFF

PLAYERS

HISTORY

#WinASone



11	A.J. Erdely	QB
93	Michael Fairbanks II	DL
66	Greg Fecanin	OL
49	Yusupha Foster	RB
39	Jacob Fuqua	LS
50	David Galten	OL
99	Jamell Garcia-Williams	DL
98	Kyle Greenwell	P
36	Kobe Griffin	S
1	Jonathan Haden	WR
37	Kyle Harrell	S
33	Brontae Harris	CB
19	David Hendrick	QB
9	Dylan Hopkins	QB
80	Connor Howell	WR
68	D'Vonn Isaac	OL
69	Paul Jackson	DL
65	Jordan Jamison	OL
58	Malique Johnson	OL
7	Thomas Johnston	LB
17	Tyler Johnston III	QB
56	Jordan Jones	LB
25	Craig Kanyangarara	LB
97	Stacy Keely	DL
28	Jaylen Key	DB
45	Cole Kizzah	LS
46	Keilan Knight	LB
62	E.J. Lane III	DL
13	Xavier Lanier	DB

18	Kailon Carter	WR	Sr.*	6-3	210	Boutte, La./Hahnville/Fresno CC
19	David Hendrick	QB	So.	6-3	200	Dacula, Ga./Foley/Fullerton CC
19	Nick Vogel	PK	Jr.*	5-10	190	Jacksonville, Fla./Mandarin
20	Kristopher Moll	DB	So.	6-1	200	Miami, Fla./Coral Gables
21	Will Dawkins	S	Jr.*	5-10	200	Vero Beach, Fla./Vero Beach/Indiana
22	Broderick Thomas	S	Sr.*	6-1	200	West Columbia, Texas/Columbia/ Cisco
23	Kevin Davis	WR	Fr.*	6-0	200	Hesperia, Calif./Oak Hills
23	Mar'Sean Diggs	S	Sr.*	6-3	210	Washington, D.C./Friendship Collegiate/Iowa Western
24	James Noble III	RB	Sr.*	5-7	185	Barstow, Calif./Barstow/Fresno State/Chaffey
24	Deshaun Oliver Jr.	LB	Fr.	6-2	215	Birmingham, Ala./Ramsay
25	Craig Kanyangarara	LB	Sr.*	6-0	225	Lynn, Mass./Lynn Classical/Scottsdale CC
25	Trey Whitmore	RB	So.*	5-10	190	Albertville, Ala./Albertville/Troy
27	Chris Woolbright	LB	Sr.*	6-3	235	Brooklyn, N.Y./Lafayette/Fresno City
28	Spencer Brown	RB	So.	6-0	220	Kimberly, Ala./Mortimer Jordan
28	Jaylen Key	DB	Fr.	6-2	195	Tallahassee, Fla./Amos P. Godby
29	Clay Templeton	DB	Sr.*	6-0	185	Gadsden, Ala./Westbrook Christian/Jacksonville State
30	Jalen Rayam	LB	Fr.	6-0	230	Birmingham, Ala./Thompson
32	Luke Brasher	LB	So.*	6-0	225	Pell City, Ala./Pell City
33	Brontae Harris	CB	So.*	5-10	180	Cullman, Ala./Cullman/Alabama A&M
34	Larry Wooden	RB	So.	6-0	210	Hoover, Ala./Spain Park/Arkansas State
35	Chase Biles	CB	So.*	5-10	185	Locust Fork, Ala./Locust Fork
36	Kobe Griffin	S	Fr.*	6-0	200	Troy, Ala./Charles Henderson
37	Kyle Harrell	S	Fr.*	6-1	200	Calera, Ala./Calera/West Point Prep
37	Wes McCollum	WR	Fr.	5-10	175	Argyle, Texas/Argyle
38	Hayden Pittman	TE	So.*	6-4	230	Spanish Fort, Ala./Spanish Fort
39	Jacob Fuqua	LS	So.*	6-3	230	Williamson, Ga./Pike County
39	Alec Marsch	WR	So.*	6-1	190	Homewood, Ala./Homewood
41	Chase Long	WR	So.*	5-9	180	Athens, Ga./East Limestone
41	Quindarius Thagard	DL	Sr.*	6-4	290	Luverne, Ala./Luverne/Itawamba
42	Kylen Binn	LB	Sr.*	6-6	255	Columbia, S.C./Blythewood/SC State/Hutchinson



44 Sherrod Curry Jr.....	DB	Fr.	5-10	155	Roanoke, Ala./Handley
44 Logan Scott .....	TE	Sr.*	6-5	250	Purvis, Miss./Oak Grove/Jones County
45 Cole Kizziah .....	LS	Fr.	5-10	185	Tuscaloosa, Ala./Hillcrest
46 Keilan Knight .....	LB	So.*	6-1	220	Birmingham, Ala./Center Point
47 Jacob Clark .....	LS	So.*	5-11	225	Piedmont, Ala./Piedmont
47 Anthony Rush .....	DL	Sr.	6-5	350	Raleigh, N.C./Cary/Northeast Mississippi
48 Orlando Swann .....	CB	Jr.*	5-10	180	Birmingham, Ala./Homewood/Auburn
49 Yusupha Foster .....	RB	Sr.*	5-11	220	Charlotte, N.C./Marvin Ridge/Mississippi Valley State
50 David Galten .....	OL	Jr.*	6-4	315	San Mateo, Calif./Hillsdale/San Francisco CC
51 James Davis .....	OL	Sr.*	6-3	305	Jackson, Miss./Murrah/Southern Miss/East Mississippi
51 Adrienne Talan .....	LB	Jr.*	6-0	215	Fort Lauderdale, Fla./Nebraska/Navarro College
52 Fitzgerald Mofo .....	LB	Jr.*	6-0	235	Brookeville, Md./Jireh Prep/Glenville State
53 Colby Ragland .....	OL	Jr.	6-5	305	Jackson, Miss./Raymond/Jones County
53 Deiontae Williams .....	LB	Jr.*	6-0	215	Birmingham, Ala./Parker/Miles
54 Chris Tucker .....	OL	Jr.*	6-4	320	Mobile, Ala./Baker
55 Andrew Smith Jr. ....	OL	Jr.	6-1	300	Prentiss, Miss./Prentiss/Jones County
56 Jordan Jones .....	LB	Jr.	6-1	225	Birmingham, Ala./Bessemer Academy/Alabama A&M
57 Justice Powers .....	OL	Sr.	6-3	295	Cedar Hill, Texas/Cedar Hill/Trinity Valley
58 Malique Johnson .....	OL	Sr.*	6-3	320	Freeport, Ill./Freeport/Iowa Western
58 Rubin Stinson III .....	LB	So.*	6-1	215	Hoover, Ala./Hoover/University of the Cumberland
62 E.J. Lane III .....	DL	So.*	6-2	340	Prattville, Ala./Stanhope Elmore
63 Chris Noble .....	OL	Fr.	6-4	290	Brewton, Ala./T.R. Miller
65 Jordan Jamison .....	OL	So.*	6-7	320	Oxford, Miss./Lafayette
66 Greg Fecanin .....	OL	So.*	6-3	325	Pinson, Ala./Clay-Chalkville
67 Carter Wood .....	OL	Jr.	6-5	295	Starkville, Miss./Starkville Academy/Mississippi Gulf Coast
68 D'Von Isaac .....	OL	Sr.*	6-5	320	McDonough, Ga./Alpharetta/Western Kentucky
69 Paul Jackson .....	DL	So.*	6-1	250	Mobile, Ala./USM-Wright Prep

4	Donnie Lee	TE
13	Collin Lisa	WR
41	Chase Long	WR
2	Garrett Marino	DL
39	Alec Marsch	WR
86	TD Marshall	WR
37	Wes McCollum	WR
43	T.J. McGettigan	PK
91	Fish McWilliams	DL
14	Zach Millar	QB
52	Fitzgerald Mofo	LB
20	Kristopher Moll	DB
78	Garrett Morgan	OL
92	Antonio Moultrie	DL
63	Chris Noble	OL
24	James Noble III	RB
74	Bryant Novick	OL
73	Patrick Nuss	OL
24	Deshawn Oliver Jr	LB
16	Kendall Parham	WR
38	Hayden Pittman	TE
16	Werlean Pollock	DB
57	Justice Powers	OL
53	Colby Ragland	OL
81	Tony Ransom	TE
30	Jalen Rayam	LB
47	Anthony Rush	DL
44	Logan Scott	TE

# ROSTER

MEDIA

SEASON  
REVIEW

STAFF

PLAYERS

HISTORY

#WinAsOne



83	Tevin Sharpe	WR
55	Andrew Smith Jr.	OL
2	Lucious Stanley	RB
58	Rubin Stinson III	LB
5	Jarrion Street	RB
48	Orlando Swann	CB
51	Adrienne Talan	LB
29	Clay Templeton	DB
41	Quindarius Thagard	DL
22	Broderick Thomas	S
4	Starling Thomas V	CB
54	Chris Tucker	OL
14	Dy'Jonn Turner	CB
7	Xavier Ubosi	WR
19	Nick Vogel	PK
84	Justin Walker	WR
6	Austin Watkins	WR
25	Trey Whitmore	RB
1	D.A. Williams	CB
53	Deionte Williams	LB
5	Zachary Williams	DL
3	Andre Wilson	WR
67	Carter Wood	OL
34	Larry Wooden	RB
27	Chris Woolbright	LB
94	Michael Wright	DL

71	Rishard Cook	OL	Sr.	6-3	320	Hattiesburg, Miss./Hattiesburg/Mississippi Gulf Coast
72	Lee Dufour	OL	Jr.*	6-4	310	Satsuma, Ala./Saraland
73	Patrick Nuss	OL	Fr.*	6-7	310	Vestavia Hills, Ala./Vestavia
74	Bryant Novick	OL	Sr.*	6-6	320	Hoover, Ala./Spain Park
76	Zack Aylor	OL	So.	6-4	325	Mission Viejo, Calif./Mission Viejo/Orange Coast
78	Garrett Morgan	OL	So.*	6-6	320	Gulf Shores, Ala./Gulf Shores
80	Connor Howell	WR	Fr.	6-0	180	Gardendale, Ala./Gardendale
81	Tony Ransom	TE	Sr.*	6-3	240	Birmingham, Ala./Shades Valley/Miles
83	Tevin Sharpe	WR	So.*	5-10	180	Selma, Ala./Autauga Academy/Univ. of West Alabama
84	Justin Walker	WR	Sr.*	6-5	195	Frederick, Md./Fullerton CC
85	Thair Blakes	TE	Jr.*	6-5	255	Phoenix, Ariz./Mountain Pointe/Scottsdale
86	TD Marshall	WR	Jr.	6-0	185	Leeds, Ala./Leeds/Samford
88	Logan Arnold	TE	Fr.*	6-5	240	Huntsville, Ala./Hazel Green
89	Skylor Clinton	TE	So.*	6-3	250	Prescott, Ariz./Prescott/Mesa/Wyoming
90	Jay Chisolm	DL	Sr.*	6-1	290	Chelsea, Ala./Chelsea/Iowa Western
91	Fish McWilliams	DL	Fr.	6-0	320	Pensacola, Fla./West Florida HS
92	Antonio Moultrie	DL	So.	6-4	285	Pensacola, Fla./West Florida High/Northeast Mississippi
93	Michael Fairbanks II	DL	Fr.	6-3	260	Powder Springs, Ga./McEachern
94	Michael Wright	DL	Jr.*	6-4	290	Houston, Texas/Cypress Creek/Blinn
96	Bentley Easley	DL	Sr.*	6-2	300	Tampa, Fla./Newsome/Coffeyville/Allan Hancock
97	Wilson Beaverstock	PK	Fr.	6-0	190	Mobile, Ala./St. Paul's Episcopal School
97	Stacy Keely	LB	Sr.*	6-7	250	Omaha, Neb./Omaha NW/South Dakota State/Iowa Western
98	Tyrus Butler	DL	So.*	6-3	345	New Orleans, La./Landry-Walker/Copiah-Lincoln
98	Kyle Greenwell	P	Fr.	6-1	205	Thompson's Station, Tenn./Independence HS
99	Jamell Garcia-Williams	LB	Sr.	6-8	255	Las Vegas, Nev./Palo Verde/Victor Valley/Eastern Arizona

\*Indicates Redshirt



## JONATHAN HADEN

WR | R-SR. | 5-7 | 175 | #1

Arizona  
Friendship H.S.  
Upper Marlboro, Md.  
Communication Studies

**SENIOR (2018)**  
Medical redshirt.

### JUNIOR (2017)

Appeared in every regular season game with four starts...Hauled in 13 receptions for 102 yards and had 14 carries for 67 yards along with 365 kick return yards for a total of 534 all-purpose yards...Set career highs in rushing yards (47) and receiving yards (33) at Ball State (9/9)...Saw time on special times as a kickoff and punt returner...Had a career-long 50-yard kick return against Middle Tennessee (10/14).

### ARIZONA (2014-15)

Played in 25 career games as a freshman and sophomore primarily on special teams...Had 84 all-purpose yards as a sophomore and 10 tackles.

### HIGH SCHOOL

Attended Friendship Collegiate Academy in Upper Marlboro, Maryland...Played for Azaar Abdul-Rahim...Ranked the 27th best running back nationally by ESPN... Had two consecutive 100-yard performances in second and third rounds of 2013 playoffs... Led team to 2013 DCSAA AA Finals before falling to H.D. Woodson.

### PERSONAL

Son of Joseph and Zakiya Haden...Youngest of five children...Brother Joe Haden played at Florida and was a first round draft pick of the Cleveland Browns...Brothers Josh and Jordan played collegiately at Boston College and Toledo, respectively...Majoring in Communication Studies...Born December 20, 1995.

#### CAREER STATS - DEFENSE

Year	GP	U-A-T	TFL/Yds	Sacks	INT	PD	F/R
2017	12	15-1-16	0.0/0	0	0	4	0/0



## D.A. WILLIAMS

CB | R-SR. | 5-10 | 180 | #1

Iowa Western  
St. Augustine H.S.  
St. Augustine, Fla.  
General Studies

### SENIOR (2018)

Appeared in 11 games making nine starts... Responsible for 15 tackles (12 solo, three assisted)... Had a career high five tackles at Coastal Carolina... Posted four pass breakups.

### JUNIOR (2017)

Appeared in 11 games making eight starts... Responsible for 16 tackles (15 solo, 1 assisted)...Had a three tackles four separate games this season...Recorded four pass breakups.

### IOWA WESTERN (2015)

Appeared in 11 games, recording 14 solo tackles, and assisting in seven more. Also had one interception... Played at Iowa Western with current UAB teammates Malique Johnson, Stacy Keely and Darez Diggs.

### HIGH SCHOOL


Attended St. Augustine High School in St. Augustine, FL...Appeared in six games his junior year and had 115 receiving yards, on 10 catches... Played basketball and ran track... Holds the Florida State Long Jump Record... Received offers from Vanderbilt, Wake Forest, Kentucky, UCF, USF, Miami, Iowa State, and Kansas.

### PERSONAL

Son of Aaron Williams and Petrina Finch... Majoring in General Studies... Born May 25, 1994.

#### CAREER STATS - DEFENSE

Year	GP	U-A-T	TFL/Yds	Sacks	INT	PD	F/R
2017	12	15-1-16	0.0/0	0	0	4	0/0
2018	11	13-3-16	0.0/0	0	0	5	1/0



## GARRETT MARINO

DL | R-JR. | 6-2 | 285 | #2

Montana State  
Mission Viejo H.S.  
Mission Viejo, Calif.  
Communication Studies

### JUNIOR (2018)

#### All-Conference USA Honorable Mention...

Played in 12 games making nine starts... Finished the season with 19 tackles (10 solo, nine assisted)... Returned a fumble recovery for a touchdown against Tulane (9/15)... Had 6.5 TFL and 3.5 sacks... Season high four tackles twice while recording three TFL and two sacks against North Texas (10/20).

### SOPHOMORE (2017)

C-USA All Conference Honorable Mention... Finished the season with 33 tackles (21 unassisted, 12 assisted)...Had 8.0 TFL...Season high five tackles in UAB's season opening win over Alabama A&M (9/2)...Four tackles and a fumble recovery against UTSA (11/11)...Had PBUs in three straight games (10/28, 11/4 and 11/11)...Appeared in all 13 games with starts in the final six games.

### PRIOR TO UAB

Began his career at Montana State under Bo Beck...Recorded eight tackles, one for a loss, and two quarterback hurries in three starts and six appearances

### HIGH SCHOOL

## PLAYER BIOS


Played at Mission Viejo High School in Mission Viejo, California...Named 1st Team All State, MVP of the Southern California All-Star Game, as well as the Arizona vs. California All-Star Game...Received offers from Arizona State, Clemson, Oregon State, and Wisconsin

### PERSONAL

Son of Peter and Ginny Marino... Has one sister, Brooke...Majoring in Communication Studies...Born August 3, 1994.

#### CAREER STATS - DEFENSE

Year	GP	U-A-T	TFL/Yds	Sacks	INT	PD	F/R
2017	13	21-12-33	8.0/21	1	0	3	0/1
2018	12	10-9-19	6.5/25	3.5	0	0	0/1



### LUCIOUS STANLEY

RB | R-FR. | 6-0 | 215 | #2

North Fort Myers H.S.  
North Fort Myers, Fla.  
Communication Studies

### REDSHIRT FRESHMAN (2018)

Appeared in 13 games rushing for 274 yards on 52 carries... Scored a touchdown against Savannah State (8/30)... Had a career high 70 yards at Rice on nine carries (10/13).

### FRESHMAN (2017)

Appeared in four games before being sidelined due to injury mid-way through the season...Scored his first career touchdowns at North Texas (9/23) with one rushing and one receiving...Rushed for a 26 yards on five carries against Alabama A&M (9/2).

### HIGH SCHOOL

Attended North Fort Myers (Fla.) High School...Coached by former Florida running back Earnest Graham... Also contributed defensively as a linebacker... Had two interceptions and two fumble recoveries during his junior season... Picked up 180 yards and two touchdowns on 12 carries during contest against Island Coast... Helped team to FHSAA Class 7A quarterfinal appearance during 2014 season... Chose UAB over Toledo.

### PERSONAL

Son of Latoya Weaver... Has three siblings: Mi'Carro, A'Maya, and La'Taya... Majoring in Communication Studies... Born July 21, 1998.

#### CAREER STATS - OFFENSE

Rushing	GP	Att.	Yds.	TD	Long
2017	4	11	62	1	14
2018	13	52	274	1	24
Receiving	GP	No.	Yds.	TD	Long
2017	4	3	21	1	20
2018	13	3	7	0	8



### ANDRE WILSON

WR | R-SR. | 5-9 | 179 | #3

Trinity Valley CC  
Judson H.S.  
Converse, Texas  
Communication Studies

### SENIOR (2018)

Started 10 games and played in all 13... Accounted for 550 yards of total offense... Hauled in 30 receptions for 486 yards and five touchdowns... Carried the ball seven times for 104 yards and a touchdown... Added 352 kickoff return yards and 122 yards on punt returns for 1,064 all-purpose yards... Had a season high seven receptions for 89 yards and two touchdowns at Texas A&M (11/17).

### JUNIOR (2017)

All-Conference USA Honorable Mention... Started 11 games this season and saw playing time in all 13...Had six touchdown grabs and accounted for 794 yards of total offense... Hauled in a team-high 54 catches for 677 yards and a team best 52.08 yards per game...His 54 catches in a season were fifth most in program history, while his 677 yards ranks 10th all-time for a season...First career touchdown reception vs. Alabama A&M (9/2)...Had two touchdowns and a career-high 150 receiving yards at North Texas (9/23)...Had an additional two touchdown receptions against Rice (11/4)...Tallied a career high eight receptions against Louisiana Tech... Recorded a career-high 109 kick return yards on five kick off attempts at Ball State (9/9)... Led Conference USA in punt return average (9.4/game).

### TRINITY VALLEY CC (2015)

Finished season with 49 receptions for 853 yards and 13 touchdowns...Had four-touchdown performance against Tyler Junior College...Hauled in season-best 11 receptions for 136 yards and a score in playoff loss to Kilgore College.

### HIGH SCHOOL

Played for Converse Judson High School in Converse, Texas...Nabbed 52 receptions for 907 yards and 12 touchdowns...Led rockets to quarterfinals of Class 5A Texas High School playoffs...Added three passing touchdowns to go along with two rushing scores.

### PERSONAL

Son of Lisa Brown...Has a sister, Tatiana, and a brother, Marcus...Majoring in Communication Studies...Born August 13, 1996.

#### CAREER STATS - OFFENSE/SPECIAL TEAMS

Rushing	GP	Att.	Yds.	TD	Long
2017	13	3	27	0	13
2018	13	7	104	1	50
Receiving	GP	No.	Yds.	TD	Long
2017	13	54	677	6	58
2018	13	30	486	5	40
Kick Returns	GP	No.	Yds.	TD	Long
2017	13	17	353	0	45
2018	13	17	352	0	38
Punt Returns	GP	No.	Yds.	TD	Long
2017	13	18	169	0	46
2018	13	14	122	0	26

MEDIA

SEASON  
REVIEW

STAFF


PLAYERS

HISTORY

#WinAsOne







## DONNIE LEE

TE | R-SR. | 6-2 | 228 | #4

Arkansas Baptist CC  
Helen Cox H.S.  
Harvey, La.  
Sociology

### SENIOR (2018)

Appeared in 13 games making six starts... Had 15 receptions for 115 yards... Began the season with receptions in five straight games... Had a season high 4 grabs at UTEP (10/27)... Hauled in two catches for a season high 35 yards against North Texas (10/20).

### JUNIOR (2017)

Appeared in 13 games making two starts... Rushed for first career touchdown against Middle Tennessee (10/14)... Rushed 29 times for 110 yards... Had 19 receptions for 158 yards... First career receiving touchdown came on a career-long 43-yard reception against Rice (11/4).

### ARKANSAS BAPTIST CC (2015)

A defensive back with experience on both sides of the ball, Lee accounted for two forced fumbles and one fumble recovery for the Buffaloes.

### HIGH SCHOOL

Attended Helen Cox High School in Harvey, La... Had a 98-yard touchdown run his freshman year... A two-way player, he spent time at both defensive back and wide receiver... Also lettered in basketball.

### PERSONAL

Son of Erica Lee and Darnell, Sr... Has two siblings, Darnell, Jr. and Erica... Born on October 14, 1992... Has one son, Donnie, Jr... Majoring in Sociology.

### CAREER STATS - OFFENSE/SPECIAL TEAMS

Rushing	GP	Att.	Yds.	TD	Long
2017	13	29	110	1	23
Receiving	GP	No.	Yds.	TD	Long
2017	13	19	158	1	43
2018	13	15	115	0	24



## STARLING THOMAS V

CB | FR. | 5-11 | 180 | #4

Ramsay H.S.  
Birmingham, Ala.  
Criminal Justice

### FRESHMAN (2018)

Saw action in 11 games... Recorded nine tackles with a career high four tackles against North Texas (10/20)... Had a career long 61 yard kickoff return against North Texas as well.

### HIGH SCHOOL

Three-star prospect on 247Sports... No. 145 CB in the nation, No. 53 player in Alabama... Played in the Alabama-Mississippi All-Star Game... Played CB and WR at Ramsay where he had a 99-yard receiving touchdown in 2017... Also returned kicks and punts... Finished the season with 24 tackles and one interception... Committed to UAB over FAU, Georgia State, Arkansas State, Ball State, Memphis, Mercer, Middle Tennessee, Purdue, Southern Miss, Troy and Tulane.

### PERSONAL

Son of Starlin Thomas IV and Stephanie Williams... Has two siblings, Kameron Thomas and Kalyan Williams... Majoring in criminal justice... Born on Jan. 25, 2000.

### CAREER STATS - DEFENSE/SPECIAL TEAMS

Year	GP	U-A-T	TFL/Yds	Sacks	INT	PD	F/R
2018	10	9-0-9	0.0/0	0	0	3	0/0
Kick Returns	GP	No.	Yds.	TD	Long		
2018	??	2	75	0	61		
Punt Returns	GP	No.	Yds.	TD	Long		
2018	??	2	38	0	27		



## JARRION STREET

RB | JR. | 6-1 | 210 | #5

Ole Miss  
Hewitt-Trussville H.S.  
Trussville, Ala.  
Communication Studies

### JUNIOR (2018)

Has played in eight games with two starts... Scored his first touchdown as a Blazer against Rice (10/13)... Had a career high 65 yards on 10 carries at UTEP (10/27)... Caught seven passes out of the backfield this season.

### Prior to UAB

Played in six games as a freshman at Ole Miss with most of his action coming on special teams... Finished the season with three tackles... As a sophomore, recorded 10 total tackles on special teams... Consensus 3-star prospect out of high school... No. 28 RB in the nation and second-best in Alabama by Rivals.com... During his senior season for the Huskies, rushed for 1,400 yards and 16 TDs and hauled in 157 receiving yards and a TD en route to a 7A playoff appearance... Named All-State by the Alabama Sports Writers Association and the USA Today.

### PERSONAL

Son of Marion Street and Nate Hope... Has one older brother Clarence... Majoring in Communication Studies... Born 5/18/98.

### CAREER STATS - OFFENSE

Rushing	GP	Att.	Yds.	TD	Long
2018	8	48	275	1	32
Receiving	GP	No.	Yds.	TD	Long
2018	8	7	23	0	9



## ZACHARY WILLIAMS

DL | R-SR. | 6-2 | 250 | #5

Copiah-Lincoln CC  
Leake County H.S.  
Lena, Miss.

### SENIOR (2018)

Appeared in 12 games for UAB... Posted 14 tackles (11 solo, 3 assisted)... Had one sack against Southern Miss (11/10)... Recorded a season high three tackles at UTEP (10/27).

### JUNIOR (2017)

Appeared in all 13 games for the Blazers... Responsible for 13 tackles - eight solo, five assisted...Recorded one sack against UTEP (11/25)...Had a career-high six tackles at Charlotte with one quarterback hurry (10/21).

### COPIAH-LINCOLN CC (2014-15)

Tallied 114 total tackles at inside-linebacker during two seasons for Copiah-Lincoln Community College...Totaled eight sacks and one interception...Selected for the Academic All-District 1 Team by the College Sports Information Directors of America and was a Second-Team MACJC selection after the 2014 season.

### HIGH SCHOOL

Attended Leake County High School in Walnut Grove, Miss....Named All District and Defensive MVP his junior and season seasons...Named to the Clarion Ledger Top 150...Received offers from Georgia State, Louisville, South Alabama, and Southern Miss. ...Was also a standout basketball player.

### PERSONAL

Son of Michael and Lucretia Williams... Has one brother, Brandon...Majoring in Kinesiology...Born March 19, 1996.

#### CAREER STATS - DEFENSE

Year	GP	U-A-T	TFL/Yds	Sacks	INT	PD	F/R
2017	13	8-5-13	1.0/5	1	0	4	0/0
2018	12	11-3-14	3.0/17	1	0	0	2/1



## C.D. DANIELS

CB | FR. | 6-2 | 180 | #6

Homewood H.S.  
Birmingham, Ala.  
Undeclared

### FRESHMAN (2018)

Played in 10 games for UAB... Made his first career tackle against Savannah State (8/30).

### HIGH SCHOOL

Composite three-star prospect by 247Sports... Ranked the No. 69 cornerback in the nation, No. 26 player in Alabama...Named Alabama Sports Writers Association First Team All-

State...Played in the Alabama-Mississippi All-Star Game and impressed as a cornerback and safety...Helped lead Homewood to a 10-2 record (6-0 in the region) as a senior in 2017... Had 32 total tackles (27 solo) to go along with five interceptions and a sack...Chose UAB over Georgia State, Memphis, Arkansas State, Colorado State, Eastern Kentucky, FAU, Jacksonville State, Mississippi State, Samford, South Alabama, Troy and Tulane.

### PERSONAL

Son of Angel and Carl Daniels...Major is undecided...Born on Dec. 14, 1999.

#### CAREER STATS - DEFENSE

Year	GP	U-A-T	TFL/Yds	Sacks	INT	PD	F/R
2018	10	2-0-2	0.0/0	0	0	0	0/0



## AUSTIN WATKINS

WR | JR. | 6-3 | 195 | #6

Dodge City CC  
North Fort Myers H.S.  
Fort Myers, Fla.  
Communication Studies

### JUNIOR (2018)

Played in four games for the Blazers... Hauled in seven receptions for 82 yards... Had a career high 40 yards receiving on two catches against Coastal Carolina (9/8).

### DODGE CITY CC (2016-17)

Hauled in 24 passes for 330 yards and four touchdowns in nine games played for the Conquistadors...As a freshman at Dodge City, he caught 38 passes for 376 yards and scored one touchdown...Chose UAB over Akron, Bowling Green, Marshall, Southern Miss and Youngstown State.

### PERSONAL

Related to Los Angeles Rams wide receiver Sammy Watkins. Majoring in Communication Studies.

#### CAREER STATS - OFFENSE

Receiving	GP	No.	Yds.	TD	Long
2018	4	7	82	0	24



## THOMAS JOHNSTON

LB | SO. | 6-2 | 230 | #7

Spanish Fort H.S.  
Spanish Fort, Ala.  
Undeclared

### SOPHOMORE (2018)

Played in every game... Recorded a season high three tackles in the season opener against Savannah State (10/13)... Had two tackles against Rice (10/13) and two versus UTSA (11/3).

### FRESHMAN (2017)



Appeared in every game for the Blazers...First career start against Rice (11/4)...Recorded a career high six tackles at North Texas (9/23) and vs. Ohio in the Bahamas Bowl (12/22)... Career high three solo tackles against Coastal Carolina (9/16) and against Rice (11/4)...Had 32 total tackles (18 solo, 14 assisted), two sacks and one forced fumble...First career forced fumble at UTSA (11/11) and recovered one fumble at North Texas (9/23).

#### HIGH SCHOOL


Graduated from perennial Alabama prep power Spanish Fort...Played for coaches Ben Blackmon and Mark Freeman...All-time leading tackler in the state of Alabama (675)... Three-time All-State linebacker...Alabama Sports Writers Association 6A Lineman of the Year...AL.com Player of the Year...Senior Bowl Player of the Year...Named MVP of Alabama/ Mississippi All-Star Game...Had 195 tackles and 13 TFL as a senior...Started 65 straight games for Spanish Fort...Four-star recruit... Chose UAB over Arkansas, Auburn, Iowa and Ole Miss.

#### PERSONAL

Son of Tyler and Trisha Johnston...Has two brothers, Tyler and Tate...Tyler is a quarterback for UAB...Major is undecided... Born March 17, 1998.

#### CAREER STATS - DEFENSE

Year	GP	U-A-T	TFL/Yds	Sacks	INT	PD	F/R
2017	13	18-14-32	2.0/12	1	0	0	2/1
2018	13	5-6-11	0.0/0	0	0	0	0/0



#### XAVIER UBOSI

WR | R-SR. | 6-3 | 218 | #7

Pierce College  
Reseda H.S.  
Reseda, Calif.  
Marketing

#### SENIOR (2018)

**Named All Conference Honorable Mention...**

**Named C-USA Offensive Player of the Week**

**(10/15)**... Appeared in every game for the Blazers starting in nine... Had 28 receptions for 610 yards and five touchdowns... Tied the UAB record for longest touchdown with a 95-yard reception against Rice (10/13) and had a season high 196 yards and two touchdowns... Had three receptions for 72 yards and two touchdowns against UTSA (11/3)... Had a season high six receptions at Texas A&M (11/17).

#### JUNIOR (2017)

Appeared in 12 games and made four starts... Had 13 receptions for 228 yards and one touchdown...First career touchdown came on a career long 74-yard reception at Florida.

#### PIERCE COLLEGE (2015)

Led the team with nine touchdown

receptions...Finished with 658 yards on 31 receptions...Chose UAB over offers from Southern Miss, Arkansas State, and San Diego State.

#### HIGH SCHOOL

Lettered in football, basketball, and track at Reseda High School in Reseda, Calif...Played for coach Alonzo Arreola...Had 29 receptions, averaging 16.4 per reception, in addition to 148 rushing yards his senior season.

#### PERSONAL:

Son of Hearyi and Delisa Ubosi... Has three siblings, Elizabeth, Rozland, and Kila... Majoring in Marketing...Born February 2, 1994.

#### CAREER STATS - OFFENSE

Receiving	GP	No.	Yds.	TD	Long
2017	12	13	228	1	74
2018	13	28	610	5	95



#### DUKE CULVER

CB | R-SR. | 6-0 | 190 | #8

Louisville  
Godby H.S.  
Jacksonville, Fla.  
Criminal Justice

#### SENIOR (2018)

Played in 13 games and made eight starts... Posted 24 tackles with two TFL... Had three pass break ups... Had a season high four tackles against North Texas (10/20).

#### JUNIOR (2017)

Appeared in 12 games and made four starts...Responsible for 28 tackles (19 solo, nine assisted)...Recorded a career high five tackles against Coastal Carolina (9/16)... Made a career high three solo tackles against Alabama A&M (9/2), Coastal Carolina (9/16), at North Texas (9/23) and versus UTEP (11/25)...Also had two PBU and one TFL.

#### LOUISVILLE (2015)

Appeared in six games as a freshman, all on special teams.

#### HIGH SCHOOL

Rated a three-star prospect by Scout.com, Rivals.com, and ESPN.com...Played at Godby High School in Tallahassee, Fla. for Todd Lanther...Totaled 51 tackles and grabbed four interceptions as a senior...Named defensive player of the game and overall player of the game on Oct. 11, 2013, for his performance against Trinity Christian...Named overall player of the game the following week against Chiles...Tallied 54 tackles along with three sacks as a junior...Also participated in basketball and track at Godby...Chose Louisville over scholarship offers from California, Kentucky, Minnesota, Ole Miss, Mississippi State, and South Carolina.


#### PERSONAL

Son of Bridget Jackson...Has one brother, Jay

Vickero...Has three sisters: Brionna, De'Ondria, and Emoni...Born August 15, 1995...Majoring in Criminal Justice.

## CAREER STATS - DEFENSE

Year	GP	U-A-T	TFL/Yds	Sacks	INT	PD	F/R
2017	12	19-9-28	1.0/3	0	0	2	0/0
2018	13	18-6-24	2.0/7	0	0	3	0/0



## A.J. BROOKS

DB | R-JR. | 6-0 | 190 | #9

Gavilan College  
Modesto Christian  
Gilroy, Calif.  
Criminal Justice

### REDSHIRT JUNIOR (2018)

Appeared in 12 games for UAB... Played on the Blazers' special teams unit... Blocked a punt against Southern Miss (11/10).

### JUNIOR (2017)

Redshirt.

### GAVILAN COLLEGE (2016)

Rushed for 373 yards and five touchdowns, hauled in 24 receptions for 331 yards and two touchdowns, and added 207 return yards for the Rams...Chose UAB over offer from East Tennessee State.

### HIGH SCHOOL

Attended Modesto Christian High School in Modesto, Calif....Played for coach Steve Gleason...A two-sport standout, also a member of the basketball team...Finished with over 1,900 all-purpose yards and 20 touchdowns while spending time at quarterback during his senior year...Guided the Crusaders to the CIF playoffs in 2012 and 2013.

### PERSONAL

Son of Anthony and Calista Brooks...Has three sisters, Olivia, Karishma, and Zharia and three brothers, Avery, Aeneas, and Amare... Majoring in Criminal Justice... Born June 16, 1996.



## DYLAN HOPKINS

QB | FR. | 6-1 | 205 | #9

Maryville H.S.  
Maryville, Tenn.  
Undeclared

### FRESHMAN (2018)

Did not see any action.

### HIGH SCHOOL

Ranked the No. 57 quarterback in nation, No. 2 in Tennessee according to Max Preps... Composite three-star by 247Sports...No. 54 player in Tennessee...No. 2 dual-threat QB in Tennessee...Two-time 6A All-State QB... As a junior, threw for 2,249 yards with 26

touchdowns...Accounted for more than 3,000 yards as a sophomore starter...Led team to a state title in 2017...Was the runner-up for Mr. Football in Tennessee...Chose UAB over Southern Miss, Temple and Tulane, among others.

### PERSONAL

Son of Archie and Kris Hopkins...Has two siblings, Joel and Kylie...Major is undeclared... Born on Oct. 16, 1999.



## SEDERIAN COPELAND

WR | R-SR. | 6-0 | 163 | #10

Tyler JC  
Skyline H.S.  
Dallas, Texas  
Communication Studies

### SENIOR (2018)

Did not see any action.

### JUNIOR (2017)

Appeared in six games making one start... Made first career start at North Texas (9/23)... Talled 11 receptions for 158 yards and two touchdowns...First career touchdown was a 26-yard acrobatic reception against Alabama A&M (9/2)...Rushed one time for seven yards and a touchdown at Ball State (9/9).

### TYLER JC (2015)

Led the Apaches to a semifinal playoff appearance and top-20 ranking...Accounted for 574 yards and eight touchdowns in a 69-55 win over Navarro Junior College...Named the offensive MVP of the Southwest Junior College football conference...A three-star prospect and considered the No. 2 overall athlete in the state of Texas according to 247sports.

### HIGH SCHOOL

Played for coach Reginald Samples at Dallas Skyline (TX) High School...Passed for 38 touchdowns and ran for 11 more during his senior season...Finished with 3,187 yards of total offense...Led team to 11-2 record and regional finals of Texas UIL Class 5A playoffs... Accounted for six touchdowns in regional final loss to Spring Westfield.

### PERSONAL


Son of Cecilia Curlin and James Coleman... One of ten siblings: Star, Ameila, Sededrick, Sedrick, Tony, Josh, Sedricka, Sed, and Shanteveya...Majoring in Communication Studies...Relative of current NFL wide receiver Michael Crabtree... Born September 23, 1994.

### CAREER STATS - OFFENSE/SPECIAL TEAMS

Rushing	GP	Att.	Yds.	TD	Long
2017	6	1	7	1	7
Receiving	GP	No.	Yds.	TD	Long
2017	6	11	158	2	45







## DAVID ACFALLE

CB | R-FR. | 6-0 | 185 | #11

Hewitt-Trussville H.S.  
Trussville, Ala.  
Undeclared Business

### REDSHIRT FRESHMAN (2018)

Did not see any action.

### FRESHMAN (2017)

Redshirted as a true freshman

### HIGH SCHOOL

Played for coach Josh Floyd at nearby Hewitt-Trussville High School... Appeared in 32 career games... Had 150 tackles, 115 which were solo... As a senior, had 49 tackles (42 solo) with 10 pass breakups, a sack and an interception... Helped Hewitt-Trussville go 11-1 as a senior and earn the No. 2 overall seed in Class 7A playoffs... Chose UAB over Middle Tennessee, Southern Miss, Troy and Western Kentucky.

### PERSONAL

Son of Archie and Kris Hopkins...Has two siblings, Joel and Kylie...Major is undeclared business...Born on Oct. 16, 1999.



## A.J. ERDELY

QB | R-SR. | 6-4 | 220 | #11

Middle Tennessee | MGCU  
West Forsyth H.S.  
Cumming, Ga.  
Communication Studies

### SENIOR (2018)

#### Named to the Johnny Unitas and Manning

**Award watch lists...** Played in nine games for UAB and started in all nine... Threw for a season high 274 yards and had two touchdowns against Rice (10/13)... Tied the school record for longest scoring play with a 95-yard touchdown strike against Rice... Passed for seven touchdowns and rushed for five more this season... Ranks fourth all-time in UAB history in total career touchdowns with 41... Ranks seventh in career passing touchdowns with 23 and is sixth in career rushing touchdowns with 18... He has thrown for 3,780 in two seasons and ranks sixth all-time in program history.

### JUNIOR (2017)

All-Conference USA Honorable Mention... Started all 13 games...Threw for 2,331 yards and 16 touchdowns...Rushed for 326 yards and 13 additional touchdowns...Tied the school record for rushing touchdowns in a season...Accounted for 29 total touchdowns, the second most in school history...Set the Conference USA record for completion percentage in a game (20-for-21, 95.2 percent) vs. Rice (11/4)...Named the CFPA

National Performer of the Week (11/6)... Named the Manning Star of the Week (11/6)... Threw for a career high 321-yards and four touchdowns at North Texas (9/23)... Rushed for a career high 77-yards and three touchdowns at Ball State (9/9)...Scored a rushing touchdown in eight of 12 regular season games...Ranks third in program history single season completion percentage (61.8 percent)...Ranks seventh in UAB history in single season touchdown passes with 16.

### MISSISSIPPI GULF COAST (2015)

Connected on 64 percent of his passes (163-253) for 1,881 yards and 14 touchdowns in 11 games...Rushed for 91 yards and a touchdown.

### MIDDLE TENNESSEE (2013-14)

Played in five games primarily in the Wildcat

### HIGH SCHOOL

Played at West Forsyth (Ga.) High School earning honorable mention All-State, all region and team MVP in 2012...Had 37 straight starts at quarterback finishing with a 29-8 record...Threw for 2,373 yards, 18 touchdown and only three interceptions while completing 141-232 passes as a senior...Also added 888 yards on the ground and nine scores... Competed in the 2012 GACA North South All-Star Game where he threw the game-winning touchdown pass with 1:20 to play and earned MVP honors...Threw 1,695 yards and 15 touchdown as a junior...Received offers from Georgia State, Jacksonville State, Marshall, and Mississippi State.

### PERSONAL

Son of Greg and Wendy Erdely...Has one sister, Nikki...Majoring in communication studies...Dad played lacrosse at St. Johns, and sister played lacrosse at Jacksonville State... Born August 23, 1994.

#### CAREER STATS - OFFENSE

Passing	GP	C	A	Yds.	INT	TD	Long
2017	13	205	338	2331	4	16	74
2018	9	111	198	1539	7	7	95
Rushing	GP	Att.	Yds.	TD	Long		
2017	13	122	326	13	41		
2018	9	84	257	5	38		



## GRAYSON CASH

S | R-FR. | 6-0 | 185 | #12

Hewitt-Trussville H.S.  
Trussville, Ala.  
Industrial Distribution

### REDSHIRT FRESHMAN (2018)

Appeared in 12 games mostly on special teams... Recorded a season high two tackles in the season opener against Savannah State (8/31)... Had a TFL against Rice (10/13)... Picked up his first career interception at home against UTSA (11/3).



## FRESHMAN (2017)

Redshirted as a true freshman

## HIGH SCHOOL

Coached by Josh Floyd at Hewitt-Trussville High School... Rushed for 1,193 yards on 171 carries for the Huskies, good for an average of 99.4 yards per game... Had 20 rushing touchdowns and 27 total touchdowns... Ran for 227 yards with six total touchdowns vs. Manatee and was named the AL.com Player of the Week following that performance... Helped Hewitt-Trussville to an 11-1 overall record and a No. 2 seed in the Class 7A playoffs... Chose UAB over Georgia State.

## PERSONAL

Son of Michael and Natalie Cash...Has one sibling Bailey...Majoring in Industrial Distribution...Born 10/23/98.

### CAREER STATS - DEFENSE

Year	GP	U-A-T	TFL/Yds	Sacks	INT	PD	F/R
2018	12	3-1-4	1.0/12	0	1	0	0/0



## XAVIER LANIER

DB | FR. | 6-2 | 195 | #13

Gordo H.S.  
Gordo, Ala.  
Undeclared Business

## FRESHMAN (2018)


Did not see any action.

## HIGH SCHOOL

Rated the No. 90 player in the state of Alabama...Played on both sides of the ball for Gordo at CB and WR...Ran a 4.35 second 40-yard dash at the Blue-Grey All-American Combine, the fastest time of the day...Started for a Gordo team that finished 10-2 in 2017 (6-0 in the region)...Committed to UAB over Eastern Kentucky, Jacksonville State, Troy and Samford.

## PERSONAL

Son of Stanley Boykins and Lawanda Lanier-Colvin...Has three siblings, Shanterria, Dallas and Dee...Majoring in undeclared business... Born on July 8, 2000.



## COLLIN LISA

WR | R-SR. | 5-10 | 166 | #13

Buffalo  
Chattahoochee H.S.  
Alpharetta, Ga.  
Criminal Justice

## SENIOR (2018)

Appeared in 13 games with starts in two... Set a career high in receptions with 10 against Savannah State and recorded a touchdown against the Tigers (8/31)... Had seven games with multiple receptions... Finished with 29 total catches for 398 yards.

## JUNIOR (2017)

Appeared in all 13 games and made five starts...Caught 33 passes for 439 yards and one touchdown. His 33 catches and 439 yards were second most on the team...First career touchdown reception was against UTEP (11/25)...Had his first 100-yard receiving game (105 yards) at North Texas (9/23)... Career high seven receptions against UTEP (11/25).

## SOPHOMORE (2015 AT BUFFALO)

Had 31 receptions for 325 yards and two touchdowns.

## FRESHMAN (2014)

Appeared in five games as a true freshman... Had one catch for nine yards.

## HIGH SCHOOL

Played junior and senior year at Chattahoochee High School after moving to Alpharetta, Ga. from Charlotte, N.C....As a senior, Lisa earned first-team All-Region 6A honors...Was an honorable mention Class 6A all-state selection by the Atlanta Journal-Constitution...Also tabbed honorable mention all-state by Georgia Sportswriters Association...Listed as a Top 75 prospect in State of Georgia by the Atlanta Journal-Constitution...Coached by Mike Owens as a senior at Chattahoochee...Picked up the MVP award at the Atlanta MVP camp and Raw Talent Sports showcase...Named Offensive MVP of the Adidas Invitational...Finished with 13 touchdowns and more than 1,000 yards as a junior at Chattahoochee...Was named to the 2012 Class 6A all-conference team and was also selected for all-region honors... Helped team to berth in state playoffs as a junior...As a freshman and sophomore, was named to the Union County NC First Team All-Conference (2010, 2011) and the Union County NC First Team All-County (2011).

## PERSONAL

Son of Kimberly and Gary Lisa...Has four siblings, Nolan, Blake, Trevor and Kendall... Dad played Hockey at Vermont...Majoring in Criminal Justice.

### CAREER STATS - OFFENSE

Receiving	GP	No.	Yds.	TD	Long
2014	5	1	9	0	9
2017	13	33	439	1	59
2018	13	29	398	1	37



## ZACH MILLAR

QB | SO. | 6-0 | 220 | #14  
Holy Trinity H.S.  
Ottawa, Ontario, Canada  
Marketing

### SOPHOMORE (2018)

Did not see any action.

### HIGH SCHOOL

Played at Holy Trinity in Ottawa, Ontario, Canada.

### PERSONAL

Son of Cathy St. Louis...Has one brother, Josh Millar...Majoring in marketing...Born on Jan. 10, 1994.



## DY'JONN TURNER

CB | SO. | 5-11 | 200 | #14  
Florence H.S.  
Florence, Ala.  
Undeclared

### SOPHOMORE (2018)

Appeared in 12 games making seven starts... Recorded 15 tackles (12 solo, 3 assisted)... Earned a season high three tackles and recovered a fumble against Louisiana Tech (10/6)... Had a PBU at UTEP (10/27)... His first career INT came in the C-USA Championship game against Middle Tennessee (12/1).

### FRESHMAN (2017)

Appeared in five games, all on special teams.

### HIGH SCHOOL

Standout three-year starting cornerback at Florence (Ala.) High School...Played for coach Jason Wallace...Tallied 58 tackles, three interceptions and 10 pass breakups as a senior...Twice recognized as a member of the Times Daily All-Area team.

### PERSONAL

Son of Billie and the late Robert Turner... Has four siblings: Angel, Robert, Roberto, and Sandra... Major is undecided... Born March 12, 1998.

#### CAREER STATS - DEFENSE

Year	GP	U-A-T	TFL/Yds	Sacks	INT	PD	F/R
2017	5	0-0-0	0.0/0.0	0	0	0	0/0
2018	12	12-3-15	0.0/0.0	0	1	1	0/1



## TRE' CRAWFORD

LB | SR. | 6-3 | 225 | #15  
Tyler JC  
Jersey Village H.S.  
Houston, Texas  
Communication Studies

### SENIOR (2018)

#### Named C-USA Defensive Player of the Week...

Started 10 games for UAB and appeared in 11... Set a career high in tackles with seven against Louisiana Tech (10/6)... Had career highs in sacks (3.0) and TFL (3.5) in UAB's win over Southern Miss (11/10)... Second on the team in sacks (8.0) and third in TFL (12.0).

### JUNIOR (2017)

Appeared in nine games...Accounted for five tackles, two solo and three assisted...Made a career-high two tackles against Middle Tennessee (10/14).

### TYLER JC (2015-16)

Put up big numbers during the 2016 season, including 53 tackles and 4.5 sacks...Also recorded a forced fumble...In 2015, posted 43 tackles with one sack and an interception.

### HIGH SCHOOL

Played at Jersey Village High School...Claimed First Team All-Conference honors, while being named to the All-District First Team two times.

### PERSONAL

Son of Latonya and Elton Crawford...Has one sister, Kanada...Majoring in communication studies.

#### CAREER STATS - DEFENSE

Year	GP	U-A-T	TFL/Yds	Sacks	INT	PD	F/R
2017	10	2-3-5	0.0/0.0	0	0	0	0/0
2018	11	30-8-38	12.0/74	8.0	0	0	0/1



## DEMETRIUS DAVIS

WR | R-SO. | 5-11 | 171 | #15  
Huffman H.S.  
Birmingham, Ala.  
Communication Studies

### SOPHOMORE (2018)

Did not see any action.

### FRESHMAN (2017)

Appeared in five games...Had one reception for seven yards against UTEP (11/25)...Also added three kickoff returns for a total of 37 yards.

### 2016

Enrolled at UAB as a true freshman in the fall of 2016...Chose UAB over offers from Mississippi State, Memphis, and Indiana, among others.

## HIGH SCHOOL

A three-star prospect according to 247sports.com, Davis prepped at Huffman High School in Birmingham, Ala....Played for coach Alex Wilson...Compiled 1,200 rushing yards, 700 receiving yards, and 21 total touchdowns during his junior season.

## PERSONAL

Son of Cynthia Williams...Has two brothers, Dearrius Nelson and Daequan Williams...Majoring in Communication Studies...Born January 1, 1998.

## CAREER STATS - OFFENSE/SPECIAL TEAMS

Receiving	GP	No.	Yds.	TD	Long
2017	6	1	7	0	7
Kick Returns	GP	No.	Yds.	TD	Long
2017	6	3	37	0	18



## KENDALL PARHAM

WR | JR. | 5-10 | 170 | #16

Jones County JC  
Oak Grove H.S.  
Hattiesburg, Miss.  
General Studies

## JUNIOR (2018)

Appeared in 10 games making three starts... Scored his first touchdown on a 64-yard jet sweep at Coastal Carolina (9/8)... Had a career high 65 yards receiving against Coastal Carolina as well... Finished the season with 14 grabs and 197 yards receiving and 70 yards rushing on four carries.

## JONES COUNTY JC (2016-17)

Hauled in a team-leading 25 receptions for 321 yards...Also scored two touchdowns... Committed to UAB over Louisiana Lafayette, Troy and Youngstown State

## PERSONAL

Majoring in Art.

## CAREER STATS - OFFENSE

Rushing	GP	Att.	Yds.	TD	Long
2018	10	4	70	1	64
Receiving	GP	No.	Yds.	TD	Long
2018	10	14	197	0	40



## WERLEAN POLLOCK

DB | FR. | 6-3 | 200 | #16

Marianna H.S.  
Marianna, Fla.  
Management

## FRESHMAN (2018)

Did not see any action.

## HIGH SCHOOL

Played running back and defensive back at Marianna High School...Committed to UAB over Georgia Southern, Marshall, South

Dakota, UCF and Wake Forest.

## PERSONAL

Son of Werlean and Lakisha Pollock...Majoring in management...Born on April 5, 1999.



## WILL BOLLER

S | R-FR. | 6-0 | 205 | #17

Opelika H.S.  
Opelika, Ala.  
Art

## REDSHIRT FRESHMAN (2018)

Appeared in 11 games mostly on special teams... Recorded a career high two tackles at UTEP (10/27)

## FRESHMAN (2017)

Did not see any action.

## HIGH SCHOOL

Opelika-Auburn News' All-Area First Team... All-State Honorable Mention...Racked up 85 total tackles, three interceptions and 12 pass deflections at weak safety...Five-time team champion in track, while claiming two indoor individual triple jump championships.

## PERSONAL

Son of Demetrius and Everette Paul...Has one brother, Wanya Boler, and one sister, Wyneshia Edwards...Majoring in Art...Born on September 10, 1998.

## CAREER STATS - DEFENSE

Year	GP	U-A-T	TFL/Yds	Sacks	INT	PD	F/R
2018	11	5-0-5	0.0/0.0	0	0	1	0/0



## TYLER JOHNSTON III

QB | R-FR. | 6-2 | 215 | #17

Spanish Fort H.S.  
Spanish Fort, Ala.  
Health Care Management

## REDSHIRT FRESHMAN (2018)

Appeared in 12 games making four starts... Made his first career start against UTSA (11/3) and directed a historic effort by the UAB offense which put up 668 yards, the most total yards in program history... Threw a career high three touchdowns against the Roadrunners... He had a career night at Texas A&M going 25-of-39 for 306 yards all career highs and tossed two touchdown passes... Had 140 yards through the air and 56 on the ground with two total touchdowns in the C-USA Championship game against Middle Tennessee (12/1).

## FRESHMAN (2017)

Appeared in the first two games of the season before redshirting due to injury.

MEDIA

SEASON  
REVIEW

STAFF

PLAYERS

HISTORY

#WinAsOne





### UAB (2016)

Enrolled at UAB as a true freshman in the fall of 2016.

### HIGH SCHOOL

One of the most decorated players in Alabama prep history...A three-star prospect according to 247sports.com, rated the #48 dual-threat quarterback in America... Three-year starter for coaches Ben Blackmon and Mark Freeman at Spanish Fort (Ala.) High School...Led the Toros to two state championships (2013, 2015)...Awarded the 6A Back of the Year by the ASWA in 2015... Named an Ala. "Super 12" member in '13 and '15...Despite missing most of his junior season with an injury, Johnston still finished his prep career with over 4,700 passing yards, 1,221 rushing yards and 83 total touchdowns.

### PERSONAL

Son of Tyler and Trisha Johnston...Has two brothers, Thomas and Tate...Thomas, a freshman linebacker, is also a member of the Blazers...Majoring in Health Care Managment... Born January 30, 1997.

#### CAREER STATS - OFFENSE

Passing	GP	C	A	Yds.	INT	TD	Long
2018	12	63	111	950	8	7	50
Rushing	GP	Att.	Yds.	TD	Long		
2018	12	80	331	4	25		



### KAILON CARTER

WR | R-SR. | 6-3 | 205 | #18  
Hahnville H.S.  
Fresno City CC  
Boutte, La.  
Communication Studies

### SENIOR (2018)

Appeared in 13 games making seven starts... Set a new career high in receiving yards with 92 against Southern Miss with hauling in a touchdown (11/10)... Had a career high six receptions for 78 yards at Texas A&M (11/17)... Finished with 22 receptions for 443 yards and two touchdowns.

### JUNIOR (2017)

Appeared in four games...Primarily played as a kick returner and picked up 119 yards on five attempts...Had a career-best 78 yards on three kick returns at Florida (11/18)...Had a career high three receptions at UTSA (11/11).

### FRESNO CITY CC (2016)

Finished the season with 54 catches for 991 yards and 10 touchdowns. Went over the 100-yard mark receiving five times and scored at least one touchdown in seven games.

### PERSONAL

Son of Tiffany Carter...Has one sister, Makaila...Born on July 13, 1995...Majoring in communication studies.

#### CAREER STATS - OFFENSE/SPECIAL TEAMS

Rushing	GP	Att.	Yds.	TD	Long
2017	4	4	11	0	12
20018	13	1	12	0	12
Receiving	GP	No.	Yds.	TD	Long
2017	4	4	18	0	11
2018	13	22	443	2	50
Kick Returns	GP	No.	Yds.	TD	Long
2017	4	5	119	0	29
2018	13	6	86	0	29



### DAVID HENDRICK

QB | SO. | 6-3 | 200 | #19

Fullerton CC  
Foley H.S.  
Dacula, Ga.  
Undeclared Business

### SOPHOMORE (2018)


Did not see any action.

### FULLERTON COLLEGE (2017)

Member of the 2017 JUCO National Championship team.

### PERSONAL

Son of Dave and Liz Hendrick...Has one brother, Nicholas...Majoring in undeclared business...Born on Sept. 2, 1998.



### NICK VOGEL

PK | R-JR. | 5-10 | 190 | #19

Mandarin H.S.  
Jacksonville, Fla.  
Business Administration

### REDSHIRT JUNIOR (2018)

Played every game at kicker... Had 64-of-73 kickoffs this season go for touchbacks for a combined 4,694 yards... Ranked third nationally on touchbacks... Hit the game winner, a 29 yard field goal, against Middle Tennessee in the C-USA Championship Game (12/1)... Hit a career long 51-yard field goal against UTSA (11/3)... Was a perfect 7-for-7 on extra points against Savannah State (8/30) and against UTSA (11/3)... Went 47-of-48 on point after attempts.

### SOPHOMORE (2017)

Started every game this season at kicker... Named Conference USA Special Teams Player of the Week for the Week of Nov. 6...Kicked a career long 48-yard field goal against UTEP (11/25)...Hit the game winner, a 33-yarder, against Middle Tennessee (10/14)...Was a perfect 6-6 on attempts from inside 39-yards...Connected on five of eight attempts on field goals of 40 yards or more... Finished the season 13-of-17 on field goal attempts (76.5) and 40-of-42 on point after attempts (95.2)...Also kicked off 71 times for

a combined 4,273 yards...Sent 30 kickoffs for touchbacks.

**FRESHMAN (2014)**  
Redshirted.

**HIGH SCHOOL**

Place kicker at Mandarin HS in Jacksonville, Fla....Named First Team All-District as a junior...Ranked No. 32 according to Kohl's Kicking and a three-star recruit by ESPN.com.

**PERSONAL**

Son of Bill and Pauline Vogel...Has one brother, Max...Majoring in Business Administration...Born December 23, 1995...Grandfather Mike Galifianakis played football at North Carolina, Uncle Harry Galifianakis played football at NC State.

**CAREER STATS - SPECIAL TEAMS**

Field Goals	GP	Made	Att.	Long	Pct.
2017	13	13	17	48	76.47
2018	13	12	21	51	57.1
Kickoffs	GP	Att.	Yds.	Avg.	TB
2017	13	71	4,273	60.2	30
2018	13	73	4,694	64.3	64



**KRISTOPHER MOLL**

LB | SO. | 6-1 | 200 | #20

Coral Gables H.S.  
Miami, Fla.

**SOPHOMORE (2018)**

Played in all 13 games with seven starts... Had 49 total tackles (36 solo, 13 assisted)... Posted 7.5 TFL and two sacks... Earned a career high 11 tackles in the conference championship game... Picked up eight tackles, two TFL, a sack and forced a fumble at Louisiana Tech (10/6)... Forced a fumble and had an INT against Tulane (9/15).

**FRESHMAN (2017)**

Appeared in the final 12 games of the season primarily on special teams...Had three assisted tackles.

**HIGH SCHOOL**

Class 8A All-State Team as a senior...Named First Team All-Miami Dade...Led Coral Gables to an 11-2 overall record as a senior...Had 133 total tackles, 17 TFLs, seven sacks and two pass breakups...Chose UAB over Albany and Valdosta State.

**PERSONAL**

Son of Stephanie Perez...Has four siblings: Nicoles, Priscilla, Kansuke, and Kaylany...Majoring in Physical Therapy...Born August 19, 1999.

**CAREER STATS - DEFENSE**

Year	GP	U-A-T	TFL/Yds	Sacks	INT	PD	F/R
2018	13	36-13-49	7.5/40	2.0	1	4	2/0



**WILL DAWKINS**

S | R-JR. | 5-10 | 200 | #21

Coral Gables H.S.  
Miami, Fla.  
Communication Studies

**JUNIOR (2018)**

Appeared in 11 games making one start... Had a season high three tackles at Coastal Carolina (9/8)... Forced and recovered a fumble against Charlotte (9/29)... Posted 14 total tackles.

**SOPHOMORE (2017)**

Appeared in 12 games making seven starts...Recorded a career high nine tackles at Charlotte (10/21)...Made first career interception at UTSA (11/11)...Tallied a career-high five solo tackles against Alabama A&M (9/2) and at Charlotte (10/28)...Finished with 35 tackles overall.

**INDIANA (2015)**

Appeared in nine games for the Hoosiers during redshirt freshman campaign, including starting the final three contests ...Recorded 17 total tackles and one pass breakup... Finished season with seven tackle performance in New Era Pinstripe Bowl loss to Duke...Had one kick return for 12 yards...Played with former UAB RB and 2016 NFL Pro Bowl participant Jordan Howard while at IU.

**HIGH SCHOOL**

Attended Vero Beach High School in Vero Beach, FL...Played defensive back and wide receiver for coach Lenny Jankowski...Ranked 80th overall player in the state of Florida... Also lettered in basketball, baseball, and track and field.

**PERSONAL**

Son of Nakinya Allen...Stepmom is Jodi Harvey...Born July 29, 1995. Majoring in communication studies

**CAREER STATS - DEFENSE**

Year	GP	U-A-T	TFL/Yds	Sacks	INT	PD	F/R
2017	12	24-15-39	2.0/5	0	1	1	1/0
2018	11	9-5-14	0.0/0	0	0	0	1/1



**BRODERICK THOMAS**

S | R-SR. | 6-1 | 200 | #22

Cisco JC  
Columbia H.S.  
West Columbia, Texas  
Communication Studies

**SENIOR (2018)**

**All-Conference USA Honorable Mention for the second season in a row...** Started 13 games for the Blazers... Had a season high eight tackles, one TFL and forced a fumble against Tulane (9/15)... On the road at Texas



A&M (11/17) had six tackles and a fumble recovery... Posted six tackles or more in six games... Has 62 tackles (49 solo, 13 assisted).

#### JUNIOR (2017)

All-Conference USA Honorable Mention... Started all 13 games...Conference USA Newcomer of the Year nominee...Ranked second on the team in tackles with 95... Recorded a career high 12-tackles at Florida (11/18)...Made interceptions against Middle Tennessee (10/14) and against UTEP (11/25)... Had no less than seven tackles in nine of 13 games...Forced one fumble at UTSA (11/11)... Led the team with 66 solo tackles.

#### CISCO JUNIOR COLLEGE (2016)

Accumulated 56 total tackles, two interceptions, and two pass breakups for the Wranglers...Also accounted for three blocked kicks...Chose UAB over offers from Texas Tech and Louisiana Tech.

#### HIGH SCHOOL

Played for coach Randy Lynch at Columbia High School in West Columbia, Texas...Named first team All-District as both a running back and linebacker in 2012...Additionally recognized as an All-State and All-County member...Led Roughnecks to bi-district championship in 2012.

#### PERSONAL

Son of Rodney Thompson and Dana Thomas... Has two sisters: Brytany and Brandy... Has one brother: Brodney... Uncle, Emmitt Thomas, is the defensive backs coach for the Kansas City Chiefs... Born December 18, 1994...Majoring in Communications Studies.

#### CAREER STATS - DEFENSE

Year	GP	U-A-T	TFL/Yds	Sacks	INT	PD	F/R
2017	13	66-29-95	3.0/8	0	2	3	0/0
2018	13	50-13-63	3.0/11	1	0	3	1/1



### KEVIN DAVIS

WR | R-FR. | 6-0 | 200 | #23

Oak Hills H.S.  
Hesperia, Calif.  
Communication Studies

#### REDSHIRT FRESHMAN (2018)

Made one appearance for UAB.

#### FRESHMAN (2017)

Redshirt

#### PERSONAL

Son of Kevin and Melissa Davis...Has one sister, Aaliyah...Majoring in Communications Studies...Born 6/18/1999...Chose UAB over UCLA, UNLV and UT Martin.



### MAR'SEAN DIGGS

S | R-SR. | 6-3 | 210 | #23

Iowa Western  
Edison-Friendship Academy  
Washington, D.C.  
Communication Studies

#### SENIOR (2018)

##### All-Conference USA Honorable Mention...

Appeared in 13 games with 12 starts... Tied a career high in tackles with eight against Southern Miss (11/10) and had an INT in the game as well... Posted seven tackles, a TFL and an INT at Louisiana Tech (10/6)...

#### JUNIOR (2017)

Appeared in 12 games with five starts... Recorded a career-high eight tackles at Florida (11/18)...Made first career interception against Coastal Carolina (9/16)...Recorded 24 solo tackles and assisted in 15 more (39 total)...Forced one fumble at Charlotte (10/21).

#### IOWA WESTERN (2015)

Earned first team NJCAA All-American recognition...Had 32 total tackles, four tackles for loss and four interceptions.

#### HIGH SCHOOL

Attended Edison-Friendship Academy... Coached by Aazaar Abdul-Rahim... Helped team to city championship his senior season.

#### PERSONAL

Son of Renee Ricks... Has four brothers: Aron McDonald, Stefon Diggs, Trevon Diggs, and Dimitri Ricks... Has one sister, Dalaini Workman... Majoring in Communication Studies... Born December 18, 1995... Brother Stefon Diggs plays wide receiver for the Minnesota Vikings.

#### CAREER STATS - DEFENSE

Year	GP	U-A-T	TFL/Yds	Sacks	INT	PD	F/R
2017	12	24-15-39	2.0/5	0	1	1	1/0
2018	13	39-11-50	1.5/5	0	2	4	0/1



### JAMES NOBLE III

RB | R-SR. | 5-7 | 185 | #24

Chaffey College  
Barstow H.S.  
Barstow, Calif.  
General Studies

#### SENIOR (2018)

Played in 10 games... Scored first career touchdown against Savannah State (8/30)... Had a career high 92 yards rushing against UTSA (11/3)... Ran for a total of 144 yards on 23 carries.

#### JUNIOR (2017)

Appeared in all 13 games with four starts... Rushed for 74 yards on 13 attempts, both

career highs, against Alabama A&M (9/2)... Finished the year as the third leading rusher with 54 carries for 303 yards... Averaged 5.6 yards per carry.

#### CHAFFEY COLLEGE (2015)

Signed with Fresno State out of Barstow, Calif.... Transferred to Chaffey College, where he rushed for 700 yards in 10 games.

#### HIGH SCHOOL

Attended Barstow (Calif.) High School... Played for coach Mike Esposito... Amassed 3,007 career rushing yards and 28 total touchdowns... Added 18 tackles on defense as a senior... Helped team to first round playoff appearance in the CIF Southern Bracket in 2012... Capped off career with 23 carries for 136 yards and one touchdown in playoff loss to Oak Hills.

#### PERSONAL

Son of James and Sylvia Noble... Has a brother, James II, and a sister, Tyresha... Majoring in general studies... Born February 17, 1995.

#### CAREER STATS - OFFENSE

Rushing	GP	Att.	Yds.	TD	Long
2017	13	54	303	0	27
2018	10	23	144	1	30
Receiving	GP	No.	Yds.	TD	Long
2017	13	4	26	0	12



### DESHAUN OLIVER JR.

LB | FR. | 6-2 | 215 | #24

Ramsay H.S.  
Birmingham, Ala.

#### FRESHMAN (2018)

Did not see any action.

#### HIGH SCHOOL

During his senior season, played in nine games, recording 18 tackles, one sack and one interception... As a junior, started on the state championship team and had 52 tackles, three interceptions, two forced fumbles and eight pass breakups... Anticipates a move to linebacker for the Green and Gold.

#### PERSONAL

Son of Deshaun and Shay Oliver... Has two siblings, Vanntrill Wilkerson and Yazmeen Oliver... Majoring in kinesiology... Born on Feb. 15, 2000.



### CRAIG KANYANGARARA

LB | R-SR. | 6-0 | 225 | #25

Scottsdale CC  
Lynn Classical  
Lynn, Mass.  
Communication Studies

#### SENIOR (2018)

**Named to the Wuerffel Trophy watch list...**

Played in 13 games with one start... Had a season high two tackles four times this season... Responsible for 13 tackles (seven solo, six assisted)... Had two tackles, a TFL and a sack against Charlotte (9/29).

#### JUNIOR (2017)

Appeared in 10 games... Responsible for 11 tackles (three solo and eight assisted)... Tallied a career high six tackles and made first career sack at Florida (11/18) ... Recorded two quarterback hurries, one against Rice (11/4) and the other against UTEP (11/25).

#### SCOTTSDALE CC (2013-15)

Three-star prospect... Recorded a total of 98 tackles, 22 tackles for loss and 10 sacks... Also forced three fumbles.

#### HIGH SCHOOL

Attended Lynn Classical in Lynn, Mass.

#### PERSONAL

Son of Sharon Tuli Kanyangarara... Has one sibling, Fadzie Samupunga... Majoring in communication studies... Born July 9, 1992.

#### CAREER STATS - DEFENSE

Year	GP	U-A-T	TFL/Yds	Sacks	INT	PD	F/R
2017	13	3-8-11	1.0/9	1	0	1	0/0
2018	13	7-6-13	4.5/14	2.5	0	1	0/0



### TREY WHITMORE

RB | R-SO. | 5-10 | 190 | #25

Albertville H.S.  
Albertville, Ala.  
Marketing

#### REDSHIRT SOPHOMORE (2018)

Appeared in two games... Rushed for 22 yards on five carries...

#### FRESHMAN (2017)

Did not see any action

#### HIGH SCHOOL

Played at Albertville High School... Over the course of his junior and senior seasons he played in 20 games, carrying the ball 182 times for 1,173 yards, and scored 15 touchdowns... Recorded 16 receptions for 175 yards... On defense, registered 113 tackles, and three interceptions... Received interest from Troy, Jacksonville State, South Alabama, Auburn, Memphis, and Middle Tennessee... Member of the track and field team.






**PERSONAL:**

Son of Drew and Shani Whitmore... Majoring in marketing... Born May 6, 1997.

**CAREER STATS - OFFENSE**

Rushing	GP	Att.	Yds.	TD	Long
2018	2	5	22	0	9



**CHRIS WOOLBRIGHT**

LB | R-SR. | 6-3 | 235 | #27

Fresno City College  
Lafayette H.S.  
Brooklyn, N.Y.  
General Studies

**SENIOR (2018)**

**All-Conference USA Honorable Mention...**

Started 13 games for the Blazers... Leads the team with 74 tackles (45 solo, 29 assisted)... Second on the defense with 13.5 TFL... Had a career high eight tackles three times this season... Returned an INT for a touchdown in the season opener against Savannah State (8/30)... Recorded eight tackles, two TFL and a sack against Charlotte (9/29)... Had an INT in the conference championship game (12/1) to go along with seven tackles.

**JUNIOR (2017)**

Appeared in 12 games...Recorded 15 tackles (nine solo, six assisted)...Made a career-high two tackles on five separate occasions...Tallied 3.5 tackles for loss for 20 yards...Made first career sack against Alabama A&M (9/2)...First career interception as an 18-yard return at Charlotte (10/21).

**FRESNO CITY COLLEGE (2015-16)**

Played for Coach Tony Cavliga...Named All-District both years and All-State sophomore year.

**HIGH SCHOOL**

Attended Lafayette High...Played for Coach Vitola...Named All-City sophomore through his senior year.

**PERSONAL**

Son of Geraldine Woolbright...Born Oct. 31, 1994...Majoring in General Studies.

**CAREER STATS - DEFENSE**

Year	GP	U-A-T	TFL/Yds	Sacks	INT	PD	F/R
2017	12	9-6-15	3.5/20	2	1	3	0/0
2018	13	45-29-74	13.5/35	2	2	2	0/0



**SPENCER BROWN**

RB | SO. | 6-0 | 220 | #28

Mortimer Jordan H.S.  
Kimberly, Ala.  
Communication Studies

**SOPHOMORE (2018)**

**First Team All-Conference USA...**

**Championship Game MVP... Named to the Maxwell Award, Walter Camp Award and Doak Walker Award watch lists... C-USA Offensive Player of the Week (10/22)...**

Played in all 13 games this season with 10 starts... Set the UAB single season record for rushing touchdowns with 16 this season... Ranks third all-time in program history with 2,478 career rushing yards... Is tied with Joe Webb in career 100-yard rushing performances with 12... Rushed for 1,149 yards and 16 touchdowns in 2018... Has six 100-yard rushing games this season... Had a season high 156 yards on the ground in the conference championship game (12/1)... Scored three rushing touchdowns and ran for 100 yards against North Texas (10/20)... Had three-straight 100 yard rushing performances against North Texas (10/20), at UTEP (10/27) and against UTSA (11/3) and scored six touchdowns in those three games.

**FRESHMAN (2017)**

FWAA Freshman All-America Team... Conference USA Freshman of the Year... Second Team All-Conference USA...Doak Walker Award Watch List...Appeared in all 13 games and started the final nine...Rushed for the third most yards in school history with 1,329 and added 10 rushing touchdowns... Finished the season as the nation's third leading rusher among freshmen (102.2/ game)...Needed just eight games to break Jordan Howard's freshman rushing record... Tied for seventh in single season rushing touchdowns with 10...Had six 100+ yard rushing games this year...Had a career high 209 rushing yards at Southern Miss (10/28); that total was the seventh most in a game in UAB history...Recorded a career high three touchdowns against Rice (11/4)...Had back-to-back 150+ yard rushing performances against Louisiana Tech (167 yards) and Middle Tennessee (168), both of which were UAB victories...First career 100-yard rushing game came in Week 2 at Ball State (17 carries for 151 yards).

**HIGH SCHOOL**

Graduated from Mortimer Jordan High School in Kimberly, Ala...Played for coach Dustan Goode...Named All-Birmingham First Team as a senior...Rushed for 1,972 yards on 304 carries (6.5/YPG)...Had 2,117 all-purpose and tallied 33 total touchdowns...Had six 100-yard rushing games and averaged 151.7 rushing yards per game...Ran for 238 yards and six

## PLAYER BIOS

touchdowns vs. Hayden...Helped Mortimer Jordan finish 10-3 overall and reach the quarterfinals of the 2016 Class 5A AHSAA playoffs.

### PERSONAL

Son of Spencer and Taminka Brown...Has two brothers, Terrel and Kristopher...Has a sister, Desiree...Majoring in communication studies...Born November 13, 1998.

#### CAREER STATS - OFFENSE

Rushing	GP	Att.	Yds.	TD	Long
2017	13	250	1,329	10	51
2018	13	247	1,167	16	30
Receiving	GP	No.	Yds.	TD	Long
2017	13	4	42	0	26
2018	13	7	17	0	8



### JAYLEN KEY

DB | FR. | 6-2 | 195 | #28

Amos P. Godby H.S.  
Tallahassee, Fla.  
Biology

### FRESHMAN (2018)

Did not see any action.

### HIGH SCHOOL

Played both defensive back and wide receiver in high school...Rated the No. 51 player in the state of Florida...Helped his team to an 11-2 record...Picked UAB over South Alabama, Southern Miss and UCF.

### PERSONAL

Son of Elijah and Twanda Key...Born on Feb. 29, 2000. Majoring in biology



### CLAY TEMPLETON

S | R-SR. | 6-0 | 185 | #29

Jacksonville State  
Westbrook Christian H.S.  
Gadsden, Ala.  
Kinesiology

### SENIOR (2018)

Played in four games before being sidelined by injury... Finished with six tackles, one TFL and one sack.

### JUNIOR (2017)

Appeared in every game...Made 11 tackles (seven solo, four assisted)...Recorded career-high three tackles at Southern Miss (10/28)...All 11 of his tackles came on special teams.

### JACKSONVILLE STATE (2015-16)

Played at Jacksonville State under Bill Clark and John Grass his freshman and sophomore seasons...A member of the 2014 Ohio Valley Conference Team.

### HIGH SCHOOL

Played for Tony Osborn and Berry Ryan...Named All-District his Junior and Senior seasons...A three-time Defensive and Special Teams player of the week during his senior season...Recruited by Birmingham-Southern and Millsaps...Was a state finalist in wrestling, as well as an All-State baseball player.

### PERSONAL

Son of Farlie and Lisa Templeton...Has one sister, Spencer...Majoring in Kinesiology...Born December 29, 1994.

#### CAREER STATS - DEFENSE

Year	GP	U-A-T	TFL/Yds	Sacks	INT	PD	F/R
2017	13	7-4-11	0.0/0	0	0	0	0/0
2018	4	6-0-6	0.0/0	0	0	0	0/0



### JALEN RAYAM

LB | FR. | 6-0 | 230 | #30

Thompson H.S.  
Birmingham, Ala.  
Undeclared

### FRESHMAN (2018)

Appeared in four games for UAB... Had two tackles, a TFL and a sack... First career sack came against UTEP (10/27).

### HIGH SCHOOL

Three-star prospect according to 247Sports... No. 45 player in the state of Alabama and No. 90 linebacker in the country...Played in the Alabama-Mississippi All-Star Game... Key player on Thompson's 2017 team that finished 12-1...Had 143 total tackles (91 solo) with 28 TFL, 7.5 sacks, seven QB hurries and four interceptions...Chose UAB over UConn, FAU, Georgia State, Jacksonville State, Kent State, Louisiana-Lafayette, Middle Tennessee, South Alabama, Tulane, Western Carolina and Western Kentucky.

### PERSONAL

Son of Thomas and Elaine Rayam...Has two siblings. T.J. and Elaine...Major is undecided...Born on Aug. 15, 2000.

#### CAREER STATS - DEFENSE

Year	GP	U-A-T	TFL/Yds	Sacks	INT	PD	F/R
2018	4	2-0-2	1.0/3	1	0	0	0/0



### KYLE HARRELL

S | R-FR. | 6-1 | 200 | #31

West Point Prep  
Calera H.S.  
Calera, Ala.  
Undeclared

### REDSHIRT FRESHMAN (2018)

Made one appearance at UTEP (10/27).

MEDIA

SEASON  
REVIEW

STAFF

PLAYERS

HISTORY

#WinASone



## FRESHMAN (2017)

Redshirted.

## HIGH SCHOOL

Attended Calera (Ala.) High School... Played for coach Wiley McKeller... Helped team to three consecutive AHSAA Class 5A playoff appearances... Had 145 rushes for 1,464 yards and 18 touchdowns his senior year... Also lettered in baseball.

## PERSONAL

Son of Yolanda and Marvin Harrell... Has two brothers: Tyler and Conner... Major is undeclared business... Born April 2, 1998.



## LUKE BRASHER

LB | R-SO. | 6-0 | 225 | #32

Pell City H.S.  
Pell City, Ala.  
Kinesiology

## REDSHIRT SOPHOMORE (2018)

Appeared in 13 games mostly on special teams... Had three tackles (one solo, two assisted).

## FRESHMAN (2017)

Appeared in five games...Made four tackles: three solo and one assisted.

## HIGH SCHOOL

Attended Pell City (Ala.) High School... Played for coach Brooks Dampier... Helped Panthers to first round playoff appearances during junior and senior seasons... Contributed at both linebacker and running back.

## PERSONAL

Son of Paul and Laurie Brasher... Has one brother, Seth... Has one sister, Anna... Majoring in Kinesiology... Born October 17, 1997.

### CAREER STATS - DEFENSE

Year	GP	U-A-T	TFL/Yds	Sacks	INT	PD	F/R
2017	5	3-1-4	0.0/0	0	0	0	0/0
2018	12	1-2-3	0.0/0	0	0	0	0/0



## BRONTAE HARRIS

CB | R-SO. | 5-10 | 180 | #33

Alabama A&M  
Cullman H.S.  
Hanceville, Ala.  
Communication Studies

## REDSHIRT SOPHOMORE (2018)

All-Conference USA Honorable Mention...

Started 11 games for UAB... Set a career high with seven tackles in the conference championship game against Middle Tennessee (12/1)... Had a tackle and an interception in the opener against Savannah State (8/30)... Made four tackles with an INT

against Charlotte (9/29).

## FRESHMAN (2017)

Appeared in every game and made four starts...Recorded 16 tackles (12 solo, four assisted)...Had a career high six tackles at UTSA (11/11)...First career interception was a 64-yard touchdown return against Rice (11/4)...Tallied two pass breakups.

## UAB (2016)

The Alabama A&M basketball transfer quickly made an impact at cornerback, notching seven tackles and one interception during the Green and Gold Game.

## HIGH SCHOOL

A standout multisport athlete (basketball and football) at Cullman (Ala.) High School... Played football for long-time Bearcats coach Mark Britton...Initially prepped at Hanceville (Ala.) High School and was coached by Danny Miller...Honored as an All-Area first team member by the Cullman Times for his efforts in basketball following the 2015 season...All-time leading scorer in Cullman County Basketball history...Was an honorable mention All-State running back in 2013 while at Hanceville.

## PERSONAL

Son of Charlotte and Roger Harris...One of five children, which includes brothers Brayden and Brycen, and sisters Brooklyn and Bryleigh...Majoring in communication studies... Born November 8, 1996.

### CAREER STATS - DEFENSE

Year	GP	U-A-T	TFL/Yds	Sacks	INT	PD	F/R
2017	13	12-4-16	2.0/4.0	0	1	3	0/0
2018	11	26-4-30	3.0/8	0	2	10	0/0



## LARRY WOODEN

RB | SO. | 6-0 | 210 | #34

Spain Park H.S.  
Hoover, Ala.  
Undeclared

## SOPHOMORE (2018)

Redshirt due to NCAA transfer rules.

## ARKANSAS STATE (2017)

Played running back and some wide receiver on the offensive side of the ball.

## HIGH SCHOOL

Ranked as the No. 118 running back in the nation and No. 95 overall player in the state of Alabama.

## PERSONAL

Son of Larry and Carrie Wooden...Has two siblings, Kye and Karrington...Major is undecided...Born on May 27, 1999.



## CHASE BILES

S | R-SO. | 5-10 | 178 | #35

Locust Fork H.S.  
Locust Fork, Ala.  
Communication Studies

### REDSHIRT SOPHOMORE (2018)

Played in 13 games mostly on special teams... Blocked a punt and recovered it for a touchdown at Rice (10/13).

### FRESHMAN (2017)


Did not see any action

### HIGH SCHOOL

Attended Locust Fork (Ala.) High School... Played for coach Chris Musso...Helped lead team to 8-3 record and first-round playoff appearance during 2014 season.

### PERSONAL

Son of Natasha and Brian Biles...Majoring in communication studies...Has one sibling, Shiloh...Born September 10, 1997.



## KOBE GRIFFIN

S | R-SO. | 6-0 | 200 | #36

Charles Henderson H.S.  
Troy, Ala.  
Communication Studies

### REDSHIRT SOPHOMORE (2018)

Appeared in 11 games mostly on special teams... Made a tackle at Texas A&M (11/17).

### FRESHMAN (2017)

Redshirt.

### HIGH SCHOOL

Had 89 tackles and three interceptions in his senior year at Charles Henderson.

### PERSONAL

Son of Kofi Griffin and Thepolis Williams... Had twin brothers Jerami and Jacob...Born 10/16/19...Majoring in communication studies



## NIKIA EASON

LB | FR. | 6-4 | 195 | #37

Bessemer H.S.  
Bessemer, Ala.  
Undeclared Business



## WES MCCOLLUM

WR | FR. | 5-10 | 175 | #37

Argyle H.S.  
Argyle, Texas  
Undeclared Business

### FRESHMAN (2018)

Did not see any action.

### HIGH SCHOOL

First Team All Area and First Team All District...22.6 yards per carry and 40.4 yards per touchdown...Academic All-State Honorable Mention.

### PERSONAL

Son of Aaron and Stacey McCollum...Has one brother, Ward...Majoring in undeclared business...Born on Oct. 1, 1999.



## HAYDEN PITTMAN

TE | R-SO. | 6-4 | 235 | #38

Spanish Fort H.S.  
Spanish Fort, Ala.  
Communication Studies

### REDSHIRT SOPHOMORE (2018)

Played in 13 games making six starts... Caught seven passes for 47 yards... Had back-to-back games with multiple receptions.

### FRESHMAN (2017)

Appeared in every game and made three starts...Caught nine passes for 119 yards and two touchdowns...Scored touchdowns in consecutive games at Charlotte (10/21) and at Southern Miss (10/28)...Tallied a career high 25 receiving yards at Southern Miss (10/28) and at Florida (11/18).

### HIGH SCHOOL

Played for coaches Ben Blackmon and Mark Freeman at Spanish Fort (Ala.) High School... Helped Toros to a perfect 15-0 record and AHSAA Class 6A state championship in 2015... Had a 51-yard touchdown reception during win over Baldwin County in 2015...Amassed a season-high eight receptions for 107 yards and a score during playoff win over Opelika... Finished the season with 33 receptions for 675 yards and three touchdowns...Hauled in three receptions for 34-yards during 31-28 state championship win over Clay-Chalkville... High school teammates of current Blazers Thomas and Tyler Johnston III.

### PERSONAL

Son of Dena Pittman...Has a sister, Whitney... Majoring in communication studies...Born May 6, 1998.





CAREER STATS - OFFENSE

Receiving	GP	No.	Yds.	TD	Long
2017	13	9	119	2	25
2018	13	7	47	0	10



**JACOB  
FUQUA**

LS | R-SO. | 6-3 | 230 | #39

Pike County H.S.  
Williamson, Ga.  
History

**REDSHIRT SOPHOMORE (2018)**

Appeared in all 13 games as the long snapper... Assisted in Nick Vogel hitting 47-of-48 extra points.

**FRESHMAN (2017)**

Appeared in all 13 games as the primary short snapper... Assisted in Nick Vogel connecting on 40-of-42 point after attempts.

**HIGH SCHOOL**

Played for coach Brad Webber at Pike County (Ga.) High School... Named a scholar-athlete for maintaining a GPA above a 3.75... All-State Long Snapper in 2015... First Team All-Region... Ranked nationally by Khol's Kicking and Long Snapping as one of the top long snappers in the class of 2016.

**PERSONAL**

Son of Greg and Lisa Fuqua... Has one brother, Jarrod, and one sister, Katie... Majoring in History... Born September 28, 1997.



**ALEC  
MARSCH**

WR | R-SO. | 6-0 | 190 | #39

Homewood H.S.  
Homewood, Ala.  
Accounting

**REDSHIRT SOPHOMORE (2018)**

Played in 13 games on special teams

**FRESHMAN (2017)**

Did not see any action.

**HIGH SCHOOL**

Played for coach Ben Berguson at Homewood (Ala.) High School... Led team to second round of Ala. Class 6A playoffs, falling to eventual state champion Clay-Chalkville 40-39... Finished prep career with 765 receiving yards on 76 receptions, including five touchdowns.

**PERSONAL**

Son of Sharon and Andy Marsch... Has three brothers, Andy, Adam and Aron... Majoring in Accounting... Born July 28, 1997.



**ALONDRA  
STRONG**

DB | FR. | 5-11 | 180 | #40

Hazel Green H.S.  
Hazel Green, Ala.



**CHASE  
LONG**

WR | R-SO. | 5-8 | 180 | #41

East Limestone H.S.  
Athens, Ala.  
Marketing

**REDSHIRT SOPHOMORE (2018)**

Did not see any action.

**FRESHMAN (2017)**

Redshirt.

**HIGH SCHOOL**

Played for coach Jeff Pugh at East Limestone (Ala.) High School... Helped the Indians to their first 12-win season in 2014 and a spot in Class 5A quarterfinals before falling to Madison County 28-7.

**PERSONAL**

Son of Dana and Robert Long... Has three sisters: Aubrey, Brittany, and Chelsey... Has a brother, Jacob... Majoring in Marketing... Born October 26, 1996.



**QUINDARIUS  
THAGARD**

DL | R-SR. | 6-4 | 285 | #41

Itawamba CC  
Luverne H.S.  
Luverne, Ala.  
Criminal Justice

**SENIOR (2018)**

**All-Conference USA Honorable Mention...**

Played in 13 games and started in four... Had a career high six tackles at Coastal Carolina... Recorded 2.5 TFL at Louisiana Tech setting a new career high... Had seven games of three or more tackles this season... Posted 34 total tackles (22 solo, 12 assisted) with seven TFL and four sacks.

**JUNIOR (2017)**

Played in 12 games and made four starts... Finished the season with 24 tackles (12 assisted, 12 unassisted)... Recorded two tackles, one for loss, against Alabama A&M

(9/2)...Made four tackles at Ball State (9/9)... Earned a season high five tackles against North Texas (9/23).

## ITAWAMBA CC (2015)

Registered 25 tackles, including 17 solo stops, over nine games during sophomore campaign...Added eight tackles for loss for 36 yards to go along with 3.5 sacks...Helped lead team to MACJC playoff berth.

## HIGH SCHOOL

Played for Luverne (Ala.) High School under coach Mike DuBose...Amassed 102 tackles and 13 sacks as a senior... Also lettered in basketball, earning second-team all-state honors...Helped lead Tigers to 2A state championship and 25-2 record his senior year...Chose UAB over Nicholls State, South Alabama, and Tennessee-Martin

## PERSONAL

Son of Willie Thagard and Portia Baugh...Has one brother, Devontae Baugh, and one sister, Tanasha Baugh...Majoring in Criminal Justice... Born December 5th, 1995.

### CAREER STATS - DEFENSE

Year	GP	U-A-T	TFL/Yds	Sacks	INT	PD	F/R
2017	12	12-12-24	2.5/10	0	0	0	0/0
2018	13	12-12-34	7.0/39	4	0	1	0/0



## KYLEN BINN

LB | R-SR. | 6-6 | 245 | #42

Hutchinson CC  
Blythewood H.S.  
Columbia, S.C.  
African American Studies

## SENIOR (2018)

Appeared in 13 games making one start... Primarily played on special teams... Set a career high in tackles with two against Savannah State and recorded his first career sack as well (8/30)... Made his first career start at home against Southern Miss (11/10)... Posted seven tackles (five solo, two assisted) this season along with two TFL and two sacks.

## JUNIOR (2017)

Appeared in all 13 games this season primarily on special teams...Served as the primary backup quarterback.

## HUTCHISON COMMUNITY COLLEGE (2014)

Passed for over 1500 yards and connected on 52.8% of attempts (114-216) for 17 touchdowns...Also chipped in an additional three rushing touchdowns...Led team to an 11-1 record and the 2014 Jayhawk Conference Championship.

## HIGH SCHOOL


Spent prep career at Blythewood High School in Blythewood, South Carolina...Played for coaches Reggie Kennedy and Kelly Craig... Finished with 1,686 all-purpose yards and 25 total touchdowns during his final season... Named All-Region.

## PERSONAL

Son of Terri Binn...Has one brother, Kyle... Majoring in African American Studies...Born December 8, 1994.

### CAREER STATS - DEFENSE/SPECIAL TEAMS

Year	GP	U-A-T	TFL/Yds	Sacks	INT	PD	F/R
2018	13	5-2-7	2.0/10	2	0	0	0/0



## GERRIT PRINCE

TE | JR. | 6-5 | 220 | #43

Butler CC  
Shawnee Morrison NW H.S.  
Shawnee, Ks.

## JUNIOR (2018)

Appeared in three games for the Blazers... Made his first career reception at Texas A&M (11/17).

## PRIOR TO UAB

Played at Butler Community College

## HIGH SCHOOL

Played at Shawnee Morrison Northwest



## SHERROD CURRY JR.

DB | FR. | 5-10 | 155 | #44

Handley H.S.  
Roanoke, Ala.  
Undeclared

## FRESHMAN (2018)


Did not see any action.

## HIGH SCHOOL

Played at Handley high school.

## PERSONAL

Son of Faye Slay...Has one sister, Whitney... Major is undeclared...Born on Dec. 1, 1998.



## LOGAN SCOTT

TE | R-SR. | 6-2 | 240 | #44

Jones County CC  
Oak Grove H.S.  
Purvis, Miss.  
General Studies

## SENIOR (2018)

Names to the John Mackey Preseason Award watch list... Appeared in 13 games and started seven... Had a touchdown in UAB's

MEDIA

SEASON  
REVIEW

STAFF

PLAYERS

HISTORY

#WinAsOne



win over Tulane (9/15)... Totaled two catches for 19 yards.

#### JUNIOR (2017)

Appeared in 11 games and started eight of those games...Totaled four catches for 51 yards and one touchdown...First career touchdown catch came against UTEP (11/25).

#### JONES COUNTY CC (2015-16)

Hauled in 30 receptions for 378 yards during two-year junior college stint...Amassed 53 yards on three receptions during contest against No. 10 Copiah-Lincoln...Career best 80-yard reception during 2015 game against Mississippi Gulf Coast Community College... Ranked as the number 11 tight end for the 2016 class by 247sports.com.

#### HIGH SCHOOL

All-District performer during 2013 season... Helped lead Oak Grove to MHSAA Class 6A state championship in 2013...Recorded two touchdown performances in wins over Provine (Miss.) and Petal (Miss.)...Finished senior year with 724 receiving yards and 10 touchdowns, including game-clinching score during 14-7 win over Tupelo (Miss.) in the state championship.

#### PERSONAL

Son of Scottie and Vicki Scott...Has two brothers, Ty and Coy Scott...Majoring in general studies...Born October 24, 1994.

#### CAREER STATS - OFFENSE

Receiving	GP	No.	Yds.	TD	Long
2017	11	4	51	1	21
2018	13	2	19	1	14



### XAVIER COLEMAN

DB | FR. | 6-0 | 185 | #45

Bessemer Academy  
Hueytown, Ala.

#### FRESHMAN (2018)

Did not see any action.

#### HIGH SCHOOL

Played at Bessemer Academy.



### COLE KIZZIAH

LS | FR. | 5-10 | 185 | #45

Hillcrest H.S.  
Tuscaloosa, Ala.  
Kinesiology

#### FRESHMAN (2018)

Did not see any action.

#### HIGH SCHOOL

Played at Hillcrest High School in Tuscaloosa.

#### PERSONAL

Son of Tom Kizziah...Has one sister, Candace... Majoring in kinesiology...Born on Oct. 4, 1999.



### KEILAN KNIGHT

DB | R-SO. | 6-1 | 220 | #46

Morehouse College  
Center Pointe H.S.  
Birmingham, Ala.  
Communication Studies

#### REDSHIRT SOPHOMORE (2018)

Played in 13 games, all on special teams... Recorded a tackle against Southern Miss (11/10).

#### FRESHMAN (2017)

Played in 12 games, all on special teams... Made tackles against Ball State and Coastal Carolina (9/9 and 9/16).

#### MOREHOUSE COLLEGE (2015)

Took a redshirt during his lone season with the Maroon Tigers.

#### HIGH SCHOOL

Attended Center Point (Ala.) High School... Played for coach Bennie Hall...Led Eagles to 9-2 record and playoff appearance during junior year...Finished with over 14 total touchdowns and eclipsed 1000 passing yards while playing quarterback during 2013 campaign...Named honorable mention All-North/East by the Birmingham News.

#### PERSONAL

Son of Sonya and Kenneth Knight...Has two siblings, Kayla and Corey...Majoring in communication studies...Born November 6, 1996.



## JACOB CLARK

LS | R-SO. | 5-11 | 225 | #47

Piedmont H.S.  
Douglas, Ga.  
General Studies

### REDSHIRT SOPHOMORE (2018)

Played in all 13 games on special teams and served as the primary place holder on extra point and field goal attempts.

### FRESHMAN (2017)

Played in all 13 games on special teams and served as the primary place holder...Had a tackle against Southern Miss (10/28).

### HIGH SCHOOL

Played freshman and sophomore seasons at Spanish Fort High School and then junior and senior seasons at Piedmont High School...Recorded 135 tackles, 10 sacks, and four fumble recoveries in two seasons at Piedmont...Played for Mark Freeman and Steve Smith...Competed in the State Championships in Track.

### PERSONAL

Son of Bill and Jennifer Clark...Has one sister, Katie...Majoring in general studies...Born March 22, 1997...Father, Bill, is the head coach of the UAB Football team.



## ANTHONY RUSH

DL | SR. | 6-5 | 350 | #47

Northeast Mississippi CC  
Cary (N.C.) H.S.  
Raleigh, N.C.  
Communication Studies

### SENIOR (2018)

#### Named Second Team All-Conference USA...

Started in 13 games... Had a career high three TFL in the C-USA Championship Game (12/1)... Posted five games of four or more tackles... Recorded 38 tackles (24 solo, 14 assisted).

### JUNIOR (2017)

Played in all 13 games with four starts... Finished the season with 34 tackles (17 unassisted, 17 assisted) and nine TFL... Returned an interception 27 yards for a touchdown against Alabama A&M (9/2)...Had a career-best seven tackles in the Bahamas Bowl vs. Ohio...Posted six tackles against Ball State (9/9).

### NORTHEAST MISSISSIPPI CC (2015-16)

Recorded 73 tackles and four sacks during two-year span...Finished with one sack, a tackle for loss and six total tackles in 55-30 win over Southwest Mississippi Community College...Also had offers from Mississippi

State, California and Middle Tennessee.

### HIGH SCHOOL

Played for Cary (N.C.) High School...Coached by Kurt Glendenning...Rated a three-star prospect by 247sports.com, Scout.com and Espn.com...Considered a top 20 player in N.C. by 247sports...Named to the All-Southwest Wake Athletic Conference first-team during

### PERSONAL

Son of Kai Hill and Travis Rush...Majoring in communication studies.

### CAREER STATS - DEFENSE

Year	GP	U-A-T	TFL/Yds	Sacks	INT	PD	F/R
2017	13	17-17-34	9.0/22	0	1	1	0/0
2018	13	24-14-38	9.5/22	1	0	1	2/0



## YUSUPHA FOSTER

RB | R-SR. | 5-11 | 220 | #49

Mississippi Valley State  
Marvin Ridge H.S.  
Charlotte, N.C.  
Communication Studies

### REDSHIRT SENIOR (2018)

Made one appearance against UTSA (11/3)... Rushed two times for 13 yards.

### MISSISSIPPI VALLEY STATE (2016)


Rushed 33 times for 106 yards and one score...Hauled in six passes for 49 yards.

### PERSONAL

Majoring in communication studies.

### CAREER STATS - OFFENSE

Rushing	GP	Att.	Yds.	TD	Long
2018	1	2	33	0	10



## DAVID GALTEN

OL | R-JR. | 6-3 | 300 | #50

City College of San Francisco  
Hillsdale H.S.  
San Mateo, Calif.  
General Studies

### REDSHIRT JUNIOR (2018)

Appeared in 13 games on special teams and made one start against Middle Tennessee (11/24).

### SOPHOMORE (2017)

Appeared in nine games as a sophomore on special teams.

### CITY COLLEGE OF SAN FRANCISCO (2016)

Key cog of an offensive line that allowed only 1.6 sacks per game and paved the way for a ground game that averaged 205.9 yards per contest...Chose UAB over offers from Georgia State and Northwestern State.





### HIGH SCHOOL

Attended Hillsdale (Calif.) High School... Played for coach Mike Parodi... Named the Lake Division offensive lineman of the year following 2014 season by Prep2Prep.

### PERSONAL

Son of Marjory Swaton... Has four siblings: Chris, Jeremy, Natalie and Stephanie... Brother, Jeremy, played football at Southern California... Majoring in general studies... Born July 26, 1996.



### JAMES DAVIS

OL | R-SR | 6-3 | 305 | #51

East Mississippi CC  
Murrah H.S.  
Jackson, Miss.  
General Studies

### SENIOR (2018)

**Named to the Second Team All-Conference USA...** Started in 13 games at left tackle... Blocked for a UAB offense that had at least 200 yards rushing in nine games this season... The Blazers ranked second in C-USA and 28th nationally in rushing offense averaging 208.8 yards per game... Blocked for a UAB backfield that set the school record for rushing touchdowns with 32... Set the school record with 668 yards of total offense against UTSA (11/3).

### JUNIOR (2017)

All-Conference USA Honorable Mention... Started all 13 games at left tackle... Helped block for UAB's record setting backfield which consisted of Freshman All-American running back Spencer Brown and All-Conference USA quarterback A.J. Erdely... UAB averaged 183.2 rushing yards per game and tied a school record with 27 rushing touchdowns... Davis recorded 19 knockdown blocks.

### EAST MISSISSIPPI CC (2015)

Signed with Southern Miss. Initially out of high school... Transferred to East Mississippi for his sophomore season... appeared in nine contests for offensive unit that produced 587.4 yards per contest... Former EMCC teammate Joseph Willis is also a member of the Blazers.

### HIGH SCHOOL

A two-star recruit by 247Sports.com, Rivals.com, and Scout.com... Was a tackle in high school, but recruited to play guard in college... Played for Zach Grady at Murrah (Miss.) High School... Recruited by Houston, Mississippi State, Missouri, California, USF, Troy, Texas State, Louisville, UNM, and Minnesota.

### PERSONAL

Son of Sylvester and Beverly Davis... Has one brother, Urian... Has one sister, Brittany... Majoring in General Studies... Born January 23, 1995.



### ADRIENNE TALAN

LB | R-JR. | 6-0 | 215 | #51

Nebraska/Navarro College  
Charles W. Flanagan H.S.  
Fort Lauderdale, Fla.  
Communication Studies

### REDSHIRT JUNIOR (2018)

Appeared in 12 games for the Blazers... Set a career high with three tackles against Savannah State (8/30)... Recorded two tackles and a sack at Louisiana Tech (10/6)... Had nine tackles (eight solo, one assisted).

### SOPHOMORE (2017)


Appeared in six games for the Blazers... Recorded a tackle against North Texas (9/23).

### PERSONAL

Majoring in communications studies.

### CAREER STATS - DEFENSE

Year	GP	U-A-T	TFL/Yds	Sacks	INT	PD	F/R
2018	12	8-1-9	1.0/8	1	0	0	0/0



### FITZGERALD MOFO

LB | R-JR. | 6-0 | 235 | #52

Glenville State  
Sherwood H.S.  
Brookeville, Md.  
General Studies

### REDSHIRT JUNIOR (2018)

Played in all 13 games making 10 starts... Helped to lead a record setting defense that is ranked in the top-10 in six different national categories... Set a career high with 11 tackles at Coastal Carolina (9/8)... Recorded career highs with three TFL and 1.5 sacks at UTEP (10/27)... Posted 67 tackles (38 solo, 29 assisted).

### SOPHOMORE (2017)

Started all 13 games at Will Linebacker... Finished third on the team with 71 total tackles (35 solo, 36 assisted)... Also added 3.5 TFL, one sack and one interception... Season high 10 tackles in win over Louisiana Tech (10/7)... Posted nine tackles against Middle Tennessee (10/14)... Had seven tackles on four separate occasions.

### GLENVILLE STATE (2015)

Recorded 63 tackles, including six for loss, and 2.5 sacks en route to earning Mountain East Conference Freshman of the Year honors.

## HIGH SCHOOL

Played for coach Mike Bonavia at Sherwood (Md.) High School... Named to the Montgomery County All-Gazette second team... Helped lead Warriors to 10-3 record, including five shutouts, and a first round playoff appearance.

## PERSONAL

Son of Bokwe and Jane Mofor... Has three siblings, Fri, Fei, and Mageb... Majoring in general studies... Born August 18, 1995.

### CAREER STATS - DEFENSE

Year	GP	U-A-T	TFL/Yds	Sacks	INT	PD	F/R
2017	13	35-36-71	3.5/11	1	0	1	0/0
2018	13	38-29-67	7.5/19	1.5	0	0	0/0



## COLBY RAGLAND

OL | JR. | 6-5 | 305 | #53

Jones County JC  
Raymond H.S.  
Jackson, Miss.  
Kinesiology

## JUNIOR (2018)

Appeared in two games for UAB.

## JONES COUNTY JC (2016-17)

Started at left tackle this past season at Jones County Junior College where he was named to the All-MACJC South Second Team...Began his career on the defensive side of the ball, playing on the defensive line...Committed to UAB over FAU, Louisiana Lafayette, Kansas, SMU, Southern Miss and Troy.

## PERSONAL

Majoring in kinesiology.



## DEIONTAE WILLIAMS

LB | R-JR. | 6-0 | 215 | #53


Miles JC  
Parker H.S.  
Birmingham, Ala.  
Communication Studies

## REDSHIRT JUNIOR (2018)

Did not see any action.

## PERSONAL

Majoring in communications studies.



## JOEY PURIFOY

DL | R-JR. | 6-3 | 250 | #54

Faulkner University  
Greenville H.S.  
Greenville, Ala.  
Kinesiology

## REDSHIRT JUNIOR (2018)

Did not see any action.

## HIGH SCHOOL

Played at Greenville High School.

## PERSONAL

Son of Margaret and Johnny Purifoy... Has five siblings, Jonathan, Stephanie, Jason, Natasha, Johnny Jr... Born July 11, 1997.



## CHRIS TUCKER

OL | R-JR. | 6-4 | 320 | #54

Baker H.S.  
Mobile, Ala.  
Communication Studies

## REDSHIRT JUNIOR (2018)

Appeared in four games for the Blazers.

## HIGH SCHOOL

Played for coach Jack French at Baker (Ala.) High School... Also received interest from Southern Miss, Louisiana Lafayette, and Highland Community College.

## PERSONAL

Son of Michelle Buford and Demichael Tucker... Has two brothers, Dre Buford and Taytum Dunn... Majoring in Communication studies... Born July 20, 1996.



## ANDREW SMITH JR.

OL | JR. | 6-1 | 300 | #55

Jones County CC  
Prentiss H.S.  
Prentiss, Miss.  
General Studies

## JUNIOR (2018)

Appeared in four games.

## Prior to UAB

Named All-Region 23 and First Team All-MACJC South...As a sophomore, helped the Bobcat offense that averaged 41.4 points per game (2nd - MACJC, 7th - NJCAA) and 453.2 yards per game (3rd - MACJC, 7th - NJCAA).

## PERSONAL

Majoring in general studies.

MEDIA

SEASON  
REVIEW

STAFF

PLAYERS

HISTORY

#WinASone





## JORDAN JONES

LB | JR. | 6-1 | 225 | #56  
Alabama A&M  
Bessemer Academy  
Bessemer, Ala.  
Public Health

### JUNIOR (2018)


Did not see any action.

### HIGH SCHOOL

All-State linebacker...First Team Defense... Played in All-Star game...Lead team in tackles...Broke school record in tackles and won a state championship.

### PERSONAL

Son of Edwin and Evelyn...Has three siblings, Justin, Edwin and Mya...Majoring in public health...Born on Jan. 20, 1998.



## JUSTICE POWERS

OL | SR. | 6-3 | 295 | #57  
Alabama A&M  
Bessemer Academy  
Bessemer, Ala.  
Communication Studies

### SENIOR (2018)

**Named All-Conference USA First Team...**

Started 13 games this season at right tackle... Blocked for a UAB offense that had at least 200 yards rushing in nine games this season... The Blazers ranked second in C-USA and 28th nationally in rushing offense averaging 208.8 yards per game... Blocked for a UAB backfield that set the school record for rushing touchdowns with 32... Set the school record with 668 yards of total offense against UTSA (11/3).

### JUNIOR (2017)

Started every game this season at right tackle...Helped block for UAB's record setting backfield which consisted of Freshman All-American running back Spencer Brown and All-Conference USA quarterback A.J. Erdely... UAB averaged 183.2 rushing yards per game and tied a school record with 27 rushing touchdowns.

### TRINITY VALLEY CC (2016)

Appeared in all 12 games for the Cardinals, playing for an offensive unit that amassed 560 yards and 49.6 points per game...Named 2016 JUCO Super Sophomore Selectee by Sporting News College Football Preview Magazine...Helped team clear the way to win The 2016 SWJCFC Championship, SWJCFC Regional and Heart of Texas (H.O.T) Bowl Championships, with a season record of (11-1, 6-1 SWJCFC)...All-Southwest Junior College Football Conference First Team according to 247sports.com.

### HIGH SCHOOL

Attended Cedar Hill (Texas) High School... Played for Coach Joey McGuire...Part of an offensive line that paved the way for a rushing attack that totaled 5,113 yards for the year...Finished senior season with 184 pancake blocks and only allowed one sack, grading out at 94 percent...Helped lead the Longhorns to win two back-to-back Class-6A Division II State Championships against Katy (Texas) in 2013-2014 during his junior and senior year... Named a First Team Offense lineman by Texas APSE Class 6A All-State Football Team Associated Press...Named a First Team All-district 8-6A offensive guard by USA Today High School Sports...Also received First Team All-Area honors from Fridaynightglory.com.

### PERSONAL

Son of Michael and Barbett Powers...Has two brothers, Michael Jr. and Julian... Majoring in Communication Studies... Born April 7, 1996.



## MALIQUE JOHNSON

OL | R-SR. | 6-3 | 320 | #58  
Iowa Western  
Freeport H.S.  
Freeport, Ill.  
Communication Studies

### SENIOR (2018)

**Named All-Conference USA Second Team...**

Started in 13 games at right guard... Blocked for a UAB offense that had at least 200 yards rushing in nine games this season... The Blazers ranked second in C-USA and 28th nationally in rushing offense averaging 208.8 yards per game... Blocked for a UAB backfield that set the school record for rushing touchdowns with 32... Set the school record with 668 yards of total offense against UTSA (11/3).

### JUNIOR (2017)

Appeared in all 13 games for the Blazers and made 10 starts at the right guard position... Helped block for UAB's record setting backfield which consisted of Freshman All-American running back Spencer Brown and All-Conference USA quarterback A.J. Erdely... UAB averaged 183.2 rushing yards per game and tied a school record with 27 rushing touchdowns.

### IOWA WESTERN CC (2016)


Joins Iowa Western teammates D.A. Williams, Stacy Keely and Darez Diggs as part of 2016 signing class.

### HIGH SCHOOL

Played for Freeport (Ill.) High School... Coached by Aaron Wichman... Spent time on both the offensive and defensive lines.

## PERSONAL

Son of Johnetta Strong... Has three siblings, Mia Winston, Mekhi Winston, and Mekhilia Winston... Majoring in Communication studies... Born March 8, 1995.



## RUBIN STINSON III

LB | R-SO. | 6-1 | 215 | #58

University of the Cumberland  
Hoover H.S.  
Hoover, Ala.  
Marketing

## REDSHIRT SOPHOMORE (2018)


Did not see any action.

## PRIOR TO UAB

Transferred from the University of the Cumberland.

## PERSONAL

Majoring in marketing.




## TAYLOR KNIGHT

OL | FR. | 6-3 | 280 | #59

Helena H.S.  
Helena, Ala.

## FRESHMAN (2018)

Did not see any action.



## E.J. LANE III

OL | R-SO. | 6-2 | 340 | #62

Stanhope Elmore H.S.  
Montgomery, Ala.  
History

## REDSHIRT SOPHOMORE (2018)

Did not see any action

## FRESHMAN (2017)

Redshirt.

## HIGH SCHOOL

Attended Stanhope Elmore (Ala.) High School... Played for Jeff Foshee... Recorded 55 pancake blocks his senior season, as well as 48 his junior year... Helped guide Stanhope Elmore to the first round of the playoffs in 2014... Named First Team All-Metro and All-District during his junior and senior campaign... Played in the Alabama North-South All Star game in 2015... Also played basketball.

## PERSONAL

Son of Ezra Lane Jr. and Sabrina Danielle Lane... Majoring in History... Born February 22, 1997.



## CHRIS NOBLE

OL | FR. | 6-4 | 290 | #63

T.R. Miller H.S.  
Brewton, Ala.  
Management

## FRESHMAN (2018)


Appeared in the season opener against Savannah State (8/30).

## HIGH SCHOOL

Named All-State in 2016...Awarded best lineman award in 2017.

## PERSONAL

Son of Henry and Patricia Noble...Has one brother, Patrick...Majoring in management... Born on June 2, 2000.



## JORDAN JAMISON

OL | R-SO. | 6-7 | 320 | #65

Lafayette H.S.  
Oxford, Miss.  
Psychology

## REDSHIRT SOPHOMORE (2018)

Did not see any action.

## HIGH SCHOOL

Played for coach Eric Robertson at Lafayette (Miss.) High School... Ranked the No. 51 overall player in the state of Mississippi by 247sports.com... Had 32 pancake blocks across his junior and senior seasons... Helped the Commodores reach the second round of the Class 4A MHSAA playoffs in 2014 and 2015... Also held offers from Southern Miss and Troy, among others.

## PERSONAL

Son of Sharon Quarles and Darryl Jamison... Has one sibling, Shakevin Brown... Majoring in Psychology... Born May 11, 1998.

MEDIA

SEASON  
REVIEW

STAFF

PLAYERS

HISTORY

#WinAsOne







## GREG FECANIN

OL | R-SO. | 6-3 | 325 | #66

Clay-Chalkville H.S.  
Pinson, Ala.  
Marketing

### REDSHIRT SOPHOMORE (2018)

Played in 10 games making three starts at center... Starter that helped block for the school record 668 yards of total offense UAB put up against UTSA (11/3).

### FRESHMAN (2017)

Appeared in all 13 games...Saw all of his action on the offensive line during PAT.

### HIGH SCHOOL

Attended Clay-Chalkville High School... Played for coach Jerry Hood... Part of Cougars' team that recorded a 29-1 record over two-year period... Helped lead team to a 15-0 season and AHSAA Class 6A state championship in 2014... Paved the way for an offense that averaged 48.7 points per game in 2014... Also an anchor on Clay-Chalkville offensive line during 2015 state runner-up finish.

### PERSONAL

Son of the Rev. Alexander Fecanin and Melanie Fecanin... Has three sisters, Anastasia, Nina, and Laura... Has one brother, Alex... Majoring in Marketing... Born April 11, 1998.



## CARTER WOOD

OL | JR. | 6-5 | 295 | #67

Mississippi Gulf Coast  
Starkville Academy  
Starkville, Miss.  
Marketing

### JUNIOR (2018)

Did not see any action.

### PRIOR TO UAB

Played in nine games for the Mississippi Gulf Coast...Attended Starkville Academy where he won the MAIS Class AAA Division II state title as a junior, while making it to the second round of the playoffs as a senior...Participated in the 2015 MAIS All-Star Game...Named to MAIS 2015 Preseason All-Gridiron Team as well as a preseason top-five MAIS player (The Clarion-Ledger).



## D'VON ISAAC

OL | R-SR. | 6-5 | 320 | #68

Western Kentucky  
Alpharetta H.S.  
McDonough, Ga.  
Communication Studies

### REDSHIRT SENIOR

Did see any action.

### REDSHIRT JUNIOR

Did see any action.

### HIGH SCHOOL

All-CSS South Team...Three Star recruit... Ranked No. 135 in the state...No. 95 offensive lineman in Georgia.

### PERSONAL

Son of George Isaac and Penny Isaac...Older brother Adarius...Majoring in Communication studies... Born March 14, 1994.



## PAUL JACKSON

DL | R-SO. | 6-1 | 250 | #69

Northland C&T College  
UMS-Wright Prep  
Mobile, Ala.  
Undeclared Business

### REDSHIRT SOPHOMORE (2018)

Did not see any action.

### PERSONAL

Major is undeclared business.



## RISHARD COOK

OL | SR. | 6-3 | 320 | #71

Mississippi Gulf Coast  
Hattiesburg H.S.  
Hattiesburg, Miss.  
Communication Studies

### SENIOR (2018)

#### Named All-Conference USA Second Team...

Played in 12 games making 12 starts at left guard... Blocked for a UAB offense that had at least 200 yards rushing in nine games this season... The Blazers ranked second in C-USA and 28th nationally in rushing offense averaging 208.8 yards per game... Blocked for a UAB backfield that set the school record for rushing touchdowns with 32... Set the school record with 668 yards of total offense against UTSA (11/3).

### JUNIOR (2017)

Played in all 13 games and made four starts, one at left guard and three and right guard... Helped block for UAB's record setting backfield which consisted of Freshman All-American running back Spencer Brown and

All-Conference USA quarterback A.J. Erdely... UAB averaged 183.2 rushing yards per game and tied a school record with 27 rushing touchdowns.

## MISSISSIPPI GULF COAST CC (2015)


Appeared in all ten games for the Bulldogs... Ranked 83rd overall player in the state of Mississippi by 247sports.com.

## HIGH SCHOOL

Graduated from Hattiesburg (Miss.) High School... Played for coach Tony Vance...2014 First-team MHSAA Class 6A All-State as selected by the Mississippi Association of Coaches... A participant in the 2014 Mississippi-Alabama All-Star Game... Named a member of the 2014 First Team All-Region 4-6A... A 2014 Hattiesburg American All-Area First Team... Amassed 54 knockdowns and 16 cuts during senior year.

## PERSONAL

Son of Alfreda Cook... Has one brother, Nicholas Cook... Has one sister, Rishayla McNair... Majoring in Communication Studies... Born June 25, 1997.



## LEE DUFOUR

OL | R-JR. | 6-4 | 310 | #72  
Saraland H.S.  
Satsuma, Ala.  
Business Administration

## REDSHIRT JUNIOR (2018)

Appeared in eight games making eight starts at center... Blocked for a UAB offense that had at least 200 yards rushing in nine games this season... The Blazers ranked second in C-USA and 28th nationally in rushing offense averaging 208.8 yards per game... Blocked for a UAB backfield that set the school record for rushing touchdowns with 32.

## SOPHOMORE (2017)

Started all 13 games at center...Helped block for UAB's record setting backfield which consisted of Freshman All-American running back Spencer Brown and All-Conference USA quarterback A.J. Erdely...UAB averaged 183.2 rushing yards per game and tied a school record with 27 rushing touchdowns.

## FRESHMAN (2014)

Began collegiate career at UAB... Played in three games as a freshman, starting in two... Transferred to South Alabama after the football program was disbanded in December of 2014... Enrolled at South Alabama and went through spring drills before transferring back to UAB after the program was reinstated in June of 2015.

## HIGH SCHOOL

Played for Jeff Kelly at Saraland High School...

A two-star prospect according to Rivals.com and Scout.com... Helped lead his team to an appearance in the Alabama Class 5A State Semifinals in 2013... Started 44 straight games to end his career... Played center his freshman and senior seasons and played tackle during his sophomore and junior year... Helped guide Saraland to a 12-2 record his senior season... Received offers from Southern Miss, Georgia Southern, South Florida, and Utah State... Placed second in the discus throw, and third in shot put at the Alabama State Track meet.

## PERSONAL

Son of Darrell and Carolyn Dufour... Has three sisters: Kaitlin, Dara, and Elizabeth... Majoring in Business Administration... Born January 8, 1996... Cousin Aaron Smith played for the Pittsburgh Steelers.



## PATRICK NUSS

OL | R-FR. | 6-7 | 310 | #73  
Vestavia H.S.  
Vestavia, Ala.  
Industrial Distribution

## REDSHIRT FRESHMAN (2018)

Played in eight games primarily blocking on special teams.

## FRESHMAN (2014)

Redshirted.

## HIGH SCHOOL

Played for legendary coach Buddy Anderson at nearby Vestavia Hills High School... Named First Team All-Birmingham, Second Team All-State... Vestavia Hills finished 5-5 in his senior year...Helped the Rebels rush for 273 yards against Tuscaloosa in a 41-0 shutout victory... Chose UAB over Air Force, ULL, UTSA and Western Kentucky among others.



## BRYANT NOVICK

OL | R-SR. | 6-6 | 320 | #74  
Spain Park H.S.  
Memphis, Tenn.

## SENIOR (2018)

Played in 10 games for the Blazers primarily on PAT.

## JUNIOR (2017)

Appeared in every game for the Blazers primarily on PAT.

## FRESHMAN (2014)

Appeared in three games along the offensive line during his freshman year... Opted to return to UAB following return of program

MEDIA

SEASON  
REVIEW

STAFF

PLAYERS

HISTORY

#WinAsOne



in 2015 despite receiving offers from Hawaii, James Madison, and UT Chattanooga.

#### HIGH SCHOOL

Played for coaches David Shores, Ben Berguson, and Chip Lindsey at Spain Park in Hoover, Ala. ... Named All-Metro and All-Over the Mountain... Helped lead Jaguars to Region Championship his Senior season... Received offers from Charlotte, JMU, UTC, Hawaii, and Georgia State, among others.

#### PERSONAL

Son of Bill and Denisa Novick... Has two brothers: Nick, and Jackson... Has two sisters: Alex, and Celena... Majoring in Business Management... Born April 18, 1995.



### ZACK AYLOR

OL | SO. | 6-4 | 325 | #76

Orange Coast College  
Mission Viejo H.S.  
Mission Viejo, Calif.  
Undeclared Business

#### SOPHOMORE (2018)

Did not see any action.

#### ORANGE COAST COLLEGE (2016)

Played offensive line.

#### HIGH SCHOOL

Played with 2015 State Champions and attended top-10 school in nation in 2015... Chose UAB over Cornell and Michigan.

#### PERSONAL

Son of Steve and Kim Aylor...Has three sisters, Sabrina, Savannah and Cierra...Majoring in Undeclared business...Born on May 11, 1997.



### GARRETT MORGAN

OL | R-SO. | 6-6 | 320 | #78

Gulf Shores H.S.  
Gulf Shores, Ala.  
Health Care Management

#### REDSHIRT SOPHOMORE (2018)

Did not see any action.

#### PERSONAL

Majoring in health care management.



### CONNER HOWELL

WR | FR. | 6-0 | 180 | #80

Gardendale H.S.  
Gardendale, Ala.  
Pre-Nursing

#### FRESHMAN (2018)

Did not see any action.

#### HIGH SCHOOL

Four-time player of the week... Team Captain... Had a high single season receiving yards leader. Chose UAB over Jackson state, McNeese State, Mercer, and Western Carolina.

#### PERSONAL

Son of Billy and Tammy...Has two sisters, Britani Faile and Kristen Howell...Majoring in pre-nursing...Born on Dec. 21, 1999.



### TONY RANSOM

TE | R-SR. | 6-3 | 240 | #81

Miles College  
Shades Valley H.S.  
Birmingham, Ala.  
Finance

#### REDSHIRT SENIOR (2018)

Appeared in two games for UAB.

#### SENIOR (2017)

Did not see any action.

#### HIGH SCHOOL

Cached by Curtis Coleman and Bill Smith at nearby Shades Valley High School... Helped team to Class 6A playoff appearance his senior year... Also a member of the Mounties basketball team.

#### PERSONAL

Son of Wanda and Tony Ransom, Sr. ... Has one sister, Shantique... Majoring in Finance... Born September 9, 1994... Relative of former Tarrant, Ala. product Marquis Maze.



### TEVIN SHARPE

WR | R-SO. | 5-10 | 180 | #83

West Alabama  
Autauga Academy  
Kinesiology

#### REDSHIRT SOPHOMORE (2018)

Did not see any action.

#### PRIOR TO UAB

Transferred from the University of West Alabama.

#### PERSONAL

Majoring in Kinesiology.



## JUSTIN WALKER

WR | R-SR. | 6-5 | 195 | #84

Fullerton College  
Frederick H.S.  
Frederick, Md.  
Communication Studies

### SENIOR (2018)

Played in six games for UAB... Caught two passes for 41 yards.

### JUNIOR (2017)

Played in six games... Totaled three receptions for 15 yards... Made his first career start at Charlotte (10/21).

### PERSONAL

Majoring in communications studies.



## THAIR BLAKES

TE | R-JR. | 6-5 | 255 | #85

Scottsdale  
Mountain Pointe H.S.  
Phoenix, Ariz.  
Anthropology

### REDSHIRT JUNIOR (2018)

Played in five games this season for the Blazers.

### JUNIOR (2017)

Redshirt.

### SCOTTSDALE CC (2015)


Considered the 12th best junior college tight end by 247sports.com... Hauled in 13 receptions for 72 yards and a touchdown for the Artichokes... Helped team to 7-4 overall record, including five consecutive wins to finish the season.

### HIGH SCHOOL

Attended Mountain Pointe (Ariz.) High School... Played for Coach Norris Vaughan... Had eleven receptions for 200 yards during final two years... Also served as the primary punt specialist, averaging 33.4 yards per punt... Teammate of current UAB offensive lineman Natrell Curtis... Also lettered in basketball.

### PERSONAL

Son of Cheryl Willis-Blakes... Has one sister, Jamaica King... Majoring in Anthropology... Born August 22, 1994.



## T.D. MARSHALL

WR | JR. | 6-0 | 185 | #86

Samford  
Leeds H.S.  
Leeds, Ariz.  
Communication Studies

### JUNIOR (2018)


Did not see any action.

### HIGH SCHOOL

An all-around athlete for Leeds High School... as a quarterback, he completed 54-of-96 passes for 912 yards, 12 touchdowns and just three interceptions... He rushed for 951 yards and 12 touchdowns on 126 carries, and he caught three passes for 59 yards and a score... Marshall also returned five kicks for touchdowns and averaged over 25 yards per return... He helped lead his Leeds team to back-to-back 4A state titles and three-straight championship game appearances... He was a two-time All-State and All-Metro selection... He was named the ABC 33/40 Blitz Player of the Year, and he earned 2014 state championship game MVP honors.

### PERSONAL

Majoring in communications studies.



## LOGAN ARNOLD

TE | R-FR. | 6-5 | 240 | #88

Hazel Green H.S.  
Huntsville, Ala.  
Criminal Justice

### REDSHIRT FRESHMAN (2018)

Appeared in one game against Savannah State (8/30).

### FRESHMAN (2017)

Redshirt.

### HIGH SCHOOL


Attended Hazel Green (Ala.) High School... Coached by Will Wagnon... Represented Alabama in the Alabama/Mississippi All-Star Game... Helped Hazel Green to a 6-4 overall record in 2016... Had 14 catches for 220 yards (15.7 yards/catch)... Also lined up as fullback and lead blocker... Chose UAB over Central Arkansas, Georgia State, Mercer and Troy.

### PERSONAL

Son of John and Kim Arnold... Has one older brother Cody... Born Oct. 14, 1997. Majoring in Criminal Justice.







## SKYLOR CLINTON

TE | R-SO. | 6-3 | 250 | #89

Wyoming/Mesa  
Prescott H.S.  
Prescott, Ariz.  
Communication Studies

### REDSHIRT SOPHOMORE (2018)

Played in four games this season.

### SOPHOMORE (2017)

Redshirt.

### PERSONAL

Majoring in communications studies.

DE...Finished 2017 with 51 total tackles, nine sacks, five forced fumbles and two fumble recoveries...Four-year varsity starter...Chose UAB over Appalachian State, FAU, Florida A&M, Louisiana-Lafayette, Tulane, Liberty and Samford.

### PERSONAL

Son of Mario McWilliams and Shakita Jenkins...Has five siblings, Zywon Dees, Zynia Dees, Ayanna Dees, Zamon Forehand and Zoe Forehand...Major is undeclared...Born on May 21, 2000.

### CAREER STATS - DEFENSE

Year	GP	U-A-T	TFL/Yds	Sacks	INT	PD	F/R
2018	4	2-1-3	0.0/0	0	0	0	0/0



## JAY CHISOLM

DL | R-SR. | 6-1 | 290 | #90

Iowa Western  
Chelsea H.S.  
Chelsea, Ala.  
General Studies

### SENIOR (2018)

Appeared in one game.

### JUNIOR (2017)

Appeared in two games...Tallied a tackle against Alabama A&M (9/2).

### HIGH SCHOOL

Played for Wade Waldrop at nearby Chelsea High School... Named a first-team All-County defensive lineman in 2011 by the Shelby County Reporter... Helped lead the Hornets to a first-round playoff appearance in 2011...Was his team's defensive MVP both as a junior and a senior

### PERSONAL

Son of Kemba Speigner... Has four siblings: Ardarius Speigner, Joniyah Chisholm, Jahnari Chisholm, and George Hutchins... Majoring in General Studies... Born July 2, 1993.



## ANTONIO MOULTRIE

DL | SO. | 6-4 | 285 | #92

Northeast Mississippi  
West Florida H.S.  
Pensacola, Fla.  
Undeclared

### SOPHOMORE (2018)

Appeared in four games... Recorded a tackle against Savannah State (8/30) and UTSA (11/3).

### PRIOR TO UAB

Rated the No. 61 player in Florida according to MaxPreps...Helped West Florida to a record of 9-3 as a senior in 2016...Attended Northeast Mississippi Community College in 2017...Had 19 total tackles and 4.0 TFL in eight games played.



## MICHAEL FAIRBANKS II

DL | FR. | 6-3 | 260 | #93

McEachern H.S.  
Powder Springs, Ga.  
Undeclared

### FRESHMAN (2018)

Played in UAB's season opener against Savannah State (8/30).

### HIGH SCHOOL

Three-star prospect by 247Sports...Three-time varsity letterwinner...Played weak-side defensive end in high school...As a junior, recorded 56 tackles, 25 TFLs and 10 sacks... Began starting as a sophomore...Posted a 4.09 GPA at McEachern...Committed to UAB over Air Force, Arkansas State, Army, Marshall and Southern Miss amongst others.

### PERSONAL

Son of Jude and LaMonique Fairbanks...Has one brother, Jalen...Major is undeclared...Born on March 12, 2000.



## FISH MCWILLIAMS

DL | FR. | 6-0 | 320 | #91

West Florida H.S.  
Pensacola, Fla.  
Undeclared

### FRESHMAN (2018)

Appeared in four games... Recorded three tackles.

### HIGH SCHOOL

Named Player of the Year in Pensacola...Rated the No. 34 player in the state of Florida and No. 305 in the nation...Started for a West Florida team that finished 12-2 his senior season...Played inside at DT and outside at



## MICHAEL WRIGHT

DL | R-JR. | 6-4 | 290 | #94

Blinn  
Cypress Creek H.S.  
Houston, Texas  
Undeclared

### REDSHIRT JUNIOR (2018)

Played in five games... Recorded a tackle at Rice.

### JUNIOR (2017)

Redshirted.



## RIO STANLEY

DL | R-SO. | 6-2 | 270 | #95

Coffeyville/Allen Hancock  
Newsome H.S.  
Tampa, Fla.  
General Studies

### REDSHIRT SOPHOMORE (2018)

Did not see any action.

### PRIOR TO UAB

Played at USF.

### HIGH SCHOOL

Played at North Fort Myers High School.

### PERSONAL

Son of LaToya Weaver... Has one sibling UAB running back Lucious Stanley... Majoring in criminology... Born May 5, 1997.



## BENTLEY EASLEY

DL | R-SR. | 6-2 | 300 | #96

Coffeyville/Allen Hancock  
Newsome H.S.  
Tampa, Fla.  
General Studies

### SENIOR (2018)

Made four appearances for UAB.

### JUNIOR (2017)

Made one appearance for the Blazers in 2017 which came at the Bahamas Bowl vs. Ohio.

### PERSONAL

Majoring in general studies.



## WILSON BEAVERSTOCK

PK | FR. | 6-0 | 190 | #97

St. Paul's Episcopal School  
Mobile, Ala.  
Psychology

### FRESHMAN (2018)

Did not see any action.

### HIGH SCHOOL

Two-time 5A First Team All-State kicker.

### PERSONAL

Son of Jeff and Lisa Beaverstock...Has one brother, Owen...Majoring in psychology (pre-med)...Born on Sept. 28, 1999.



## STACY KEELY

DL | R-SR. | 6-7 | 250 | #97

South Dakota St./Iowa Western  
Omaha North West H.S.  
Omaha, Neb.  
Sociology

### SENIOR (2018)

Played in 10 games this season making three starts... Had a season high three tackles against Coastal Carolina (9/8) and at Louisiana Tech (10/6)... Totaled 11 tackles (six solo, five assisted) with two TFL, a sack and a forced fumble.

### JUNIOR (2017)

Played in 12 games for the Blazers this seasons... Finished the season with 29 tackles (15 unassisted, 14 assisted)...Made arguably the play of the year by blocking Louisiana Tech's game-winning field goal attempt with three seconds remaining to preserve UAB's 23-22 victory...Was named C-USA Special Teams Player of the Week for his efforts against Louisiana Tech (10/9)...Had three tackles and a sack against Alabama A&M (9/2)...Posted another three tackles and a sack at North Texas (9/23)...Had a season high four tackles against Charlotte (10/21).

### PRIOR TO UAB

Signed with his twin brother, Eron, to South Dakota State as a tight end... Recruited out of high school by Nebraska and Missouri for track and field... Transferred to Iowa Western CC where he transitioned to Defensive End... Played in 18 games at Iowa Western, recording 88 tackles (36 solo, 52 assists)... Averaged 4.9 tackles per game... Recorded 10 sacks for a total of 76 yards lost... Added 29 tackles for loss for 144 yards lost and one forced fumble.

### HIGH SCHOOL

Played for Omaha North West under Clinton

MEDIA

SEASON  
REVIEW

STAFF

PLAYERS

HISTORY

#WinAsOne



Childs... Was a standout on the track... Won the 2012 and 2013 State Championships in High Jump... Holds the school record for high jump at 6'8"... Also played basketball and wrestled.

#### PERSONAL

Son of Stacia Payne... Has one brother, Eron... Has one sister, Noelle... Majoring in Sociology... Born May 15, 1995.

#### CAREER STATS - DEFENSE

Year	GP	U-A-T	TFL/Yds	Sacks	INT	PD	F/R
2017	12	15-14-29	5.0/17	4	0	1	1/0
2018	10	6-5-11	2.0/11	1	0	1	1/0



### TYRUS BUTLER

DL | R-SO. | 6-3 | 345 | #98

Copiah-Lincoln  
Landry Walker H.S.  
New Orleans, La.  
Communication Studies

#### REDSHIRT SOPHOMORE (2018)

Did not see any action.

#### PRIOR TO UAB

Transferred to UAB from Copiah-Lincoln Community College.

#### PERSONAL

Majoring in communications studies.



### KYLE GREENWELL

P | FR. | 6-1 | 205 | #98

Independence H.S.  
Thompson's Station, Tenn.  
Undeclared

#### FRESHMAN (2018)

Had 56 punts for 2,259 yards and averaged 40.3 yards per punt... Put 14 punts inside the 20... Hit a career long 57 yard punt at Texas A&M (11/17)... Had six punts of 50 or more yards.

#### HIGH SCHOOL

Selected as the Special Teams Independence Football Player of the Game in 2017...He averaged 42 net yards per punt last season with a long of 72 yards...Ranked the No. 53 player in the state of Tennessee...Chose UAB over Middle Tennessee State University.

#### PERSONAL

Son of Ryan and Mitzi Greenwell...Has two sisters, Emma and Ally...Major is undeclared... Born on Nov. 8, 1999.



### JAMELL GARCIA-WILLIAMS

DL | SR. | 6-8 | 255 | #99

Eastern Arizona  
Palo Verde H.S.  
Las Vegas, Nev.  
English

#### SENIOR (2018)

#### Named All-Conference USA Second Team...

Appeared in 13 games and started 11... Lead the defense in tackles for loss at 15.5... First on the squad in sacks with 9.5... Had a career high six tackles at Rice (10/13)... Posted three tackles, two TFL and two sacks against Charlotte (9/29)... Recorded six games of four or more tackles... Has 42 tackles (29 solo, 13 assisted) this season.

#### JUNIOR (2017)

Appeared in eight games for UAB primarily on special teams and as a reserve defensive end.

#### PERSONAL

Majoring in english.

#### CAREER STATS - DEFENSE

Year	GP	U-A-T	TFL/Yds	Sacks	INT	PD	F/R
2018	13	29-13-42	15.5/54	9.5	0	4	1/0





**>> HISTORY & RECORDS**



## UAB YEAR-BY-YEAR OFFENSIVE AVERAGES

YEAR	G	R-YDS.	R-YPG	P-YDS.	P-YPG	TOT-YDS.	TOT-YPG	TOT-PTS.	PPG	FD	FD/PG
1991	9	1400	155.6	1772	196.9	3172	352.4	170	18.9	168	18.7
1992	10	1228	122.8	2276	227.6	3504	350.4	270	27.0	191	19.2
1993	11	1018	92.6	3215	292.3	4233	384.8	356	32.4	218	19.8
1994	11	839	76.3	3332	302.9	4171	379.2	301	27.4	195	17.7
1995	11	2183	198.5	1515	137.7	3698	336.2	273	24.8	200	18.2
1996	11	2512	228.4	1540	140.0	4052	368.4	266	24.2	217	19.7
1997	11	1509	137.2	1891	171.9	3400	309.1	222	20.2	169	15.4
1998	11	1900	172.7	1403	127.5	3303	300.3	237	21.5	192	17.5
1999	11	1545	140.5	1523	138.5	3068	278.9	248	22.5	172	15.6
2000	11	1801	163.7	1685	153.2	3486	316.9	238	21.6	189	17.2
2001	11	1766	160.5	1566	142.4	3332	302.9	265	24.1	186	16.9
2002	12	1564	130.3	2214	184.5	3778	314.8	268	22.3	211	17.6
2003	12	1589	132.4	2599	216.6	4188	349.0	245	20.4	197	16.4
2004	12	1763	146.9	3073	256.1	4836	403.0	372	31.1	254	21.2
2005	11	1568	142.5	3213	292.2	4781	434.6	307	27.9	247	22.5
2006	12	1507	125.6	2214	184.5	3721	310.1	225	18.6	211	17.6
2007	12	1323	110.2	2584	215.3	3907	325.6	235	19.6	211	17.6
2008	12	2027	168.9	2367	197.2	4394	366.2	273	22.6	222	18.5
2009	12	2759	229.9	2352	196.0	5111	425.9	333	27.8	229	19.1
2010	12	1870	155.8	3204	267.0	5074	422.8	316	26.3	256	21.3
2011	12	1553	129.4	2815	234.6	4368	364.0	242	20.2	242	20.2
2012	12	1323	110.2	3706	308.8	5029	419.1	339	28.3	270	22.5
2013	12	2137	178.1	2578	214.8	4715	392.9	315	26.3	240	20.0
2014	12	2545	212.1	2637	219.8	5182	431.8	398	33.2	265	22.1
2017	13	2381	183.2	2347	180.5	4728	363.7	361	27.8	251	19.3
2018	13	2715	208.8	2489	191.5	5204	400.3	381	29.3	279	21.5

## TOP-10 OFFENSIVE AVERAGES

## SEASON RUSHING YARDS

	YEAR	YARDS
1.	2009	2759
2.	2018	2715
3.	2014	2545
4.	1996	2512
5.	2017	2381
6.	1995	2183
7.	2013	2137
8.	2008	2027
9.	1998	1900
10.	2010	1870

## RUSHING YARDS/GAME

	YEAR	YARDS
1.	2009	229.9
2.	1996	228.4
3.	2014	212.1
4.	2018	208.8
5.	1995	198.5
6.	2017	183.2
7.	2013	178.1
8.	1998	172.7
9.	2008	168.9
10.	2000	163.7

## SEASON PASSING YARDS

	YEAR	YARDS
1.	2012	3706
2.	1994	3332
3.	1993	3215
4.	2005	3213
5.	2010	3204
6.	2004	3073
7.	2011	2815
8.	2014	2637
9.	2003	2599
10.	2007	2584

## PASSING YARDS/GAME

	YEAR	YARDS
1.	2012	308.8
2.	1994	302.9
3.	1993	292.3
4.	2005	292.2
5.	2010	267.0
6.	2004	256.1
7.	2011	234.6
8.	1992	227.6
9.	2014	219.8
10.	2003	216.6

# TOP-10 OFFENSIVE AVERAGES

SEASON TOTAL YARDS		
	YEAR	YARDS
1.	2018	5204
2.	2014	5182
3.	2009	5111
4.	2010	5074
5.	2012	5029
6.	2004	4836
7.	2005	4781
8.	2017	4728
9.	2013	4715
10.	2008	4394

TOTAL POINTS		
	YEAR	YARDS
1.	2014	398
2.	2018	381
3.	2004	372
4.	2017	361
5.	1993	356
6.	2012	339
7.	2009	333
8.	2010	316
9.	2013	315
10.	2005	307

FIRST DOWNS		
	YEAR	YARDS
1.	2018	279
2.	2012	270
3.	2014	265
4.	2010	256
5.	2004	254
6.	2017	251
7.	2005	247
8.	2011	242
9.	2013	240
10.	2009	229

TOTAL YARDS/GAME		
	YEAR	YARDS
1.	2005	434.6
2.	2014	431.8
3.	2009	425.9
4.	2010	422.8
5.	2012	419.1
6.	2004	403.0
7.	2018	400.3
8.	2013	392.9
9.	1993	384.8
10.	1994	379.2

POINTS/GAME		
	YEAR	YARDS
1.	2014	33.2
2.	1993	32.4
3.	2004	31.1
4.	2018	29.3
5.	2012	28.3
6.	2005	27.9
7.	2017	27.8
8.	2009	27.8
9.	1994	27.4
10.	1992	27.0

FIRST DOWN/GAME		
	YEAR	YARDS
1.	2012	22.5
2.	2005	22.5
3.	2014	22.1
4.	2018	21.5
5.	2010	21.3
6.	2004	21.2
7.	2011	20.2
8.	2013	20.0
9.	1993	19.8
10.	1996	19.7

# UAB TEAM SUPERLATIVES

GAMES PLAYED	
Season	13 (x2), 2018
All-Time	300

GAMES WON	
Season	10, 2018
All-Time	137

\*Won nine at DIII level

GAMES LOST	
Season	10 (2x), most recent in 2013
All-Time	161

GAMES TIED	
Season	2
All-Time	2

LONGEST WINNING STREAK	
Division I	6, 1994
All-Time	8, 1993

CONSECUTIVE LOSSES	
All-Time	6 (3x), most recent in 2011

LARGEST MARGIN OF VICTORY		
MARGIN		OPPONENT
1.	75 (75-0)	Albany Turner, 11/2/95
2.	53 (61-8)	Knoxville College, 11/11/95
3.	52 (52-0)	Savannah State, 8/30/18
4.	52 (55-3)	Army, 09/22/01
5.	49 (52-3)	UTSA, 11/3/18
6.	49 (52-3)	Southeastern La., 10/06/12
7.	47 (47-0)	ULM, 10/02/99
8.	46 (58-12)	Prairie View A&M, 11/20/93
9.	45 (47-2)	UL Lafayette, 09/30/00
10.	42 (56-14)	Baylor, 09/04/04

LARGEST MARGIN OF DEFEAT		
MARGIN		OPPONENT
1.	72 (72-0)	at Kansas, 09/24/94
2.	56 (70-14)	at Southern Miss, 11/01/08
3.	53 (60-7)	at Troy, 10/28/95
4.	49 (63-14)	at East Carolina, 11/16/13
5.	48 (51-3)	at Florida, 08/31/02
6.	46 (49-3)	at Samford, 10/31/92
7.	45 (59-14)	at Marshall, 10/29/11
8.	44 (47-3)	at Wake Forest, 10/23/99
9.	43 (49-6)	at USC, 09/15/2012
10.	41 (41-0)	Virginia Tech, 10/24/98



**OFFENSIVE SUPERLATIVES****COMBINED TOTAL POINTS**

Game .. 104, Tulane (55) vs. UAB (49), 10/23/04  
 Season ..... 840, 2013

**MOST TOUCHDOWNS BY UAB**

Record..... 9 vs. Knoxville College, 11/11/95  
 (7 rushing, 1 passing, 1 defensive)

**TOUCHDOWNS/SINGLE GAME**

Totals	Opp./date
1. 9	Knoxville College, 11/11/95
T2. 8	North Texas, 10/11/14
8	FAU, 11/07/09
8	Baylor, 09/04/04
8	Prairie View A&M, 11/20/93
6. 7 (13x)	last vs. UTSA, 11/3/18

**RUSHING TOUCHDOWNS/SINGLE GAME**

Totals	Opp./Date
1. 7	Knoxville College, 11/11/95
T2. 6	Alabama A&M, 09/13/14
6	UT Martin, 11/21/96
6	Charleston So., 11/21/96
T5. 5	Tulane, 10/23/04
5	ULM, 10/02/99
5	Louisiana Tech, 10/26/96
8. 4 (21x)	last vs. UTSA, 11/3/18

**PASSING TOUCHDOWNS/SINGLE GAME**

Totals	Opp./Date
T1. 6	Prairie View A&M, 11/19/94
6	Prairie View A&M, 11/20/93
T3. 5	East Carolina, 11/11/10
5	TCU, 10/15/04
5. 4 (7x)	Last at North Texas, 9/23/17

**MOST TEAM TOUCHDOWNS /SEASON**

Total	Season
1. 52	2014
2. 49	2018
3. 48	2004
4. 46	2017
5. 43	2012
T6. 42	2010
42	2009
T8. 39	1995
39	1994
T10.38	2013/2005

**FIELD GOALS/GAME**

Total	Opp./Date
T1. 5	UCF, 11/28/08
5	Alcorn State, 09/15/07
T3. 4	UL Lafayette, 09/30/00
4	Middle Tennessee, 11/14/98
T5. 3 (22x)	Middle Tennessee, 10/18/14

**TOP-10 FIELD GOALS/SEASON**

Total	Year
1. 22	2007
T2. 19	2008
19	2000
T4. 17	2003
17	2002
T6. 16	2013
16	2011
T8. 14 (4x)	Last in 2011

**MOST POINTS BY UAB**

Game ..... 75 vs. Albany Turner, 11/02/91  
 Season ..... 398, 2014

**LOWEST POINTS BY UAB**

Game ..... 0 (8x), last at Florida, 09/10/11  
 Season ..... 170, 1991

**SEASON RUSHING YARDS**

High ..... 2,759, 2009  
 Low ..... 839, 1994

**RUSHING YARDS/GAME**

High ..... 229.9, 2009  
 Low ..... 76.3, 1994

**SEASON PASSING YARDS**

High ..... 3706, 2012  
 Low ..... 1403, 1998

**PASSING YARDS/GAME**

High ..... 308.8, 2012  
 Low ..... 127.5, 1998

**SEASON TOTAL YARDS**

High ..... **5,204, 2018**  
 Low ..... 3,068, 1999

**TOTAL YARDS/GAME**

High ..... 434.6, 2005  
 Low ..... 278.9, 1999

**TOTAL POINTS**

High ..... 398, 2014  
 Low ..... 222, 1997\*  
 \*170, 1991 at DIII

**POINTS/GAME**

High ..... 33.2, 2014  
 Low ..... 18.6, 2006\*  
 \*17.0, 1991 at DIII

**FIRST DOWNS**

High ..... **279, 2012**  
 Low ..... 169, 1997\*  
 168, 1991 at DIII

**FIRST DOWN/GAME**

High ..... 22.5, 2012  
 Low ..... 15.4, 1997

**OFFENSIVE SUPERLATIVES****LOWEST TOTAL POINTS BY OPPONENT**

Game..... 0 (7x), Last at UTEP, 10/28/18  
 Season..... 163, 1992

**MOST POINTS BY OPPONENT**

Game..... 72 by Kansas, 09/24/94  
 Season..... 370, 2002

**LOWEST TOTAL OFFENSE BY OPPONENT**

Game..... 72 by Charleston So., 11/04/95  
 Season..... 2,654, 1992

**MOST TOTAL OFFENSE BY OPPONENT**

Game..... 695 by Tulsa, 09/29/07  
 Season ..... 5974, 2013

**LOWEST RUSHING BY OPPONENT**

Game..... -27 by UL Lafayette, 09/30/00  
 Season..... 630, 2001

**HIGHEST RUSHING BY OPPONENT**

Game..... 431 by JSU, 09/17/94  
 Season..... 3,082, 2007

**LOWEST PASSING BY OPPONENT**

Game ..... 10 by WKU, 10/05/96  
 Season ..... 1,498, 1995

**HIGHEST PASSING BY OPPONENT**

Game..... 466 (2x), Last by Tulane, 10/27/12  
 Season..... 3,387, 2012

**MOST INTERCEPTIONS**

Game..... 4 (2x), Last at LSU 09/23/00  
 Season..... 20, 1994



>> RUSHING <<			
CAREER 1,000-YARD RUSHERS			
1.	Pat Green	1991-94	2,817 yds. 630 att.
2.	Joe Webb	2006-09	2,774 yds. 516 att.
3.	<b>Spencer Brown</b>	<b>2017-</b>	<b>2,478 yds. 497 att.</b>
4.	Jordan Howard	2013-14	2,468 yds. 451 att.
5.	Darrin Reaves	2011-13	2,337 yds. 495 att.
6.	Dan Burks	2002-06	2,277 yds. 486 att.
7.	Jegil Dugger	1998-01	1,979 yds. 453 att.
8.	Corey White	2003-06	1,925 yds. 409 att.
9.	Lucious Foster	1996-98	1,463 yds. 285 att.
10.	Carl Sanders	1996-97	1,263 yds. 197 att.
11.	Rashaud Slaughter	2006-09	1,094 yds. 258 att.
12.	Pat Shed	2010-11	1,070 yds. 217 att.
CAREER YARDAGE			
1.	Pat Green	1991-94	2,817 yds. 630 att.
2.	Joe Webb	2006-09	2,774 yds. 516 att.
3.	<b>Spencer Brown</b>	<b>2017-</b>	<b>2,478 yds. 497 att.</b>
4.	Jordan Howard	2013-14	2,468 yds. 451 att.
5.	Darrin Reaves	2011-13	2,337 yds. 495 att.
6.	Dan Burks	2002-06	2,277 yds. 486 att.
7.	Jegil Dugger	1998-01	1,979 yds. 453 att.
8.	Corey White	2003-06	1,925 yds. 409 att.
9.	Lucious Foster	1996-98	1,463 yds. 285 att.
10.	Carl Sanders	1996-97	1,263 yds. 197 att.
SINGLE SEASON YARDAGE			
1.	Jordan Howard	2014	1,587 yds. 306 att.
2.	Joe Webb	2009	1,427 yds. 227 att.
3.	<b>Spencer Brown</b>	<b>2017</b>	<b>1,329 yds. 250 att.</b>
4.	Carl Sanders	1996	1,154 yds. 168 att.
5.	<b>Spencer Brown</b>	<b>2018</b>	<b>1,149 yds. 247 att.</b>
6.	Darrin Reaves	2012	1,037 yds. 215 att.
7.	Joe Webb	2008	1,021 yds. 198 att.
8.	Darrin Reaves	2013	928 yds. 201 att.
9.	Jordan Howard	2013	881 yds. 145 att.
10.	Dan Burks	2004	880 yds. 164 att.
SINGLE GAME YARDAGE			
1.	Jordan Howard at USM	2014	262 yds. 35 att.
2.	Carl Sanders vs. Charleston So.	1996	240 yds. 20 att.
3.	Darrin Reaves at USM	2012	223 yds. 35 att.
4.	David Isabelle vs. FAU	2010	214 yds. 22 att.
T5.	Lucious Foster vs. UT-Martin	1998	211 yds. 18 att.
	Pat Green at Clinch Valley	1992	211 yds. 33 att.
7.	<b>Spencer Brown at USM</b>	<b>2017</b>	<b>209 yds. 33 att.</b>
8.	Corey White at Memphis	2005	200 yds. 28 att.
9.	Joe Webb vs. Rice	2009	194 yds. 20 att.
10.	Darrin Reaves vs. Marshall	2012	184 yds. 32 att.
CAREER RUSHING ATTEMPTS			
1.	Pat Green	1991-94	630 att. 2,817 yds.
2.	Joe Webb	2006-09	516 att. 2,774 yds.
3.	<b>Spencer Brown</b>	<b>2017-Present</b>	<b>497 att. 2,478 yds.</b>
4.	Darrin Reaves	2011-13	495 att. 2,337 yds.
5.	Dan Burks	2002-06	486 att. 2,277 yds.
6.	Jegil Dugger	1998-01	453 att. 1,979 yds.
7.	Jordan Howard	2013-14	451 att. 2,468 yds.
8.	Corey White	2003-06	409 att. 1,925 yds.
9.	Daniel Dixon	1997-00	293 att. 308 yds.
10.	Lucious Foster	1996-98	285 att. 1,463 yds.



## SINGLE-SEASON RUSHING ATTEMPTS

1.	Jordan Howard	2014	306 att.	1,587 yds.
2.	<b>Spencer Brown</b>	<b>2017</b>	<b>250 att.</b>	<b>1,329 yds.</b>
3.	<b>Spencer Brown</b>	<b>2018</b>	<b>247 att.</b>	<b>1,149 yds.</b>
4.	Joe Webb	2009	227 att.	1,427 yds.
5.	Jegil Dugger	2001	218 att.	839 yds.
6.	Darrin Reaves	2012	215 att.	1,037 yds.
7.	Darrin Reaves	2013	201 att.	980 yds.
8.	Joe Webb	2009	198 att.	1,021 yds.
9.	Pat Green	1993	198 att.	792 yds.
10.	Pat Green	1991	196 att.	833 yds.

## SINGLE GAME RUSHING ATTEMPTS

1.	Jordan Howard vs. Marshall	2014	39 att.	168 yds.
2.	Jordan Howard at USM	2014	35 att.	262 yds.
	Jordan Howard at FAU	2014	35 att.	167 yds.
	Darrin Reaves at USM	2012	35 att.	223 yds.
5.	Jordan Howard at WKU	2014	34 att.	183 yds.
6.	<b>Spencer Brown at USM</b>	<b>2017</b>	<b>33 att.</b>	<b>209 yds.</b>
	Pat Green at Clinch Valley	1992	33 att.	211 yds.
8.	Darrin Reaves vs. Marshall	2012	32 att.	184 yds.
	Jordan Howard at MT	2014	32 att.	121 yds.
10.	Spencer Brown at MT	2018	31 att.	156 yds.
	Lucious Foster vs. JSU	1997	31 att.	175 yds.
	Pat Green at MVSU	1993	31 att.	56 yds.
	Pat Green at Hampden-Sydney	1991	31 att.	152 yds.

## CAREER YARDS PER RUSH

1.	David Isabelle	2009-10	6.51	684 yds. on 105 att.
2.	Carl Sanders	1996-97	6.41	1,263 yds. on 197 att.
3.	Terry Collier	1995	5.87	839 yds. on 143 att.
4.	Percy Coleman	1997-00	5.64	1,243 yds. on 221 att.
5.	Jordan Howard	2013-14	5.48	2,468 yds. on 451 att.
7.	Pat Shed	2010-11	4.93	1,070 yds. on 217 att.
8.	Joe Webb	2006-09	5.38	2,774 yds. on 516 att.
9.	Robert Davis	1994, '96	5.17	895 yds. on 173 att.
10.	Lucious Foster	1996-98	5.13	1,463 yds. on 285 att.
10.	<b>Spencer Brown</b>	<b>2017-</b>	<b>4.98</b>	<b>2,478 yds. on 497 att.</b>

## SINGLE SEASON YARDS PER RUSH (MIN. 50 ATT.)

1.	Carl Sanders	1996	6.87	1,154 yds. on 168 att.
2.	Joe Webb	2009	6.29	1,427 yds. on 227 att.
3.	Marculus Elliott	2006	6.11	312 yds. on 51 att.
4.	Jordan Howard	2013	6.08	881 yds. on 145 att.
5.	Terry Collier	1995	5.87	839 yds. on 143 att.
6.	Lucious Foster	1998	5.68	568 yds. on 100 att.
7.	Percy Coleman	1999	5.65	689 yds. on 122 att.
8.	Robert Davis	1996	5.59	486 yds. on 87 att.
9.	Corey White	2004	5.56	589 yds. on 106 att.
10.	<b>Spencer Brown</b>	<b>2017</b>	<b>5.31</b>	<b>1,329 yds. on 250 att.</b>

## CAREER RUSHING YARDS GAINED PER GAME

1.	Jordan Howard	2013-14	107.3	2,468 yds. in 23 games
2.	Carl Sanders	1996-97	97.2	1,263 yds. in 13 games
3.	<b>Spencer Brown</b>	<b>2017-</b>	<b>95.3</b>	<b>2,478 yds. in 26 games</b>
4.	Terry Collier	1995	76.3	839 yds. in 11 games
5.	Pat Green	1991-94	76.1	2,817 yds. in 37 games
6.	Joe Webb	2006-09	75.0	2,774 yds. in 37 games
7.	Darrin Reaves	2011-13	70.8	2,337 yds. in 33 games
8.	Pat Shed	2010-11	62.9	1,070 yds. in 17 games
9.	Dan Burks	2002-06	53.0	2,277 yds. in 43 games
10.	Lucious Foster	1996-98	52.3	1,463 yds. in 28 games

## INDIVIDUAL RECORDS

SINGLE-SEASON RUSHING YARDS GAINED PER GAME				
1.	Jordan Howard	2014	132.2	(12 games)
2.	Joe Webb	2009	118.9	(12 games)
3.	<b>Spencer Brown</b>	<b>2017</b>	<b>105.5</b>	<b>(13 games)</b>
4.	Carl Sanders	1996	104.9	(11 games)
5.	Pat Green	1991	92.6	(9 games)
6.	<b>Spencer Brown</b>	<b>2018</b>	<b>88.4</b>	<b>(13 games)</b>
7.	Darrin Reaves	2012	86.4	(12 games)
8.	Joe Webb	2008	85.1	(12 games)
9.	Jordan Howard	2013	80.1	(11 games)
10.	Jegil Dugger	2000	77.5	(11 games)

CAREER RUSHING TOUCHDOWNS				
1.	Pat Green	1991-94		35
2.	Darrin Reaves	2011-13		27
3.	<b>Spencer Brown</b>	<b>2017-</b>		<b>26</b>
4.	Corey White	2003-06		25
5.	Joe Webb	2006-09		24
6.	<b>A.J. Erdely</b>	<b>2017-</b>		<b>18</b>
7.	Jordan Howard	2013-14		15
	Daniel Dixon	1997-00		13
	Jegil Dugger	1998-01		13
10.	Kendal Gibson	2001-02		11
	Dan Burks	2002-06		10
	Lucious Foster	1996-98		10
	Robert Davis	1994-96		10

SINGLE SEASON RUSHING TOUCHDOWNS				
1.	<b>Spencer Brown</b>	<b>2018</b>		<b>16</b>
T2.	<b>A.J. Erdely</b>	<b>2017</b>		<b>13</b>
	Jordan Howard	2014		13
	Darrin Reaves	2012		13
5.	Darrin Reaves	2013		12
T6.	Joe Webb	2009		11
	Joe Webb	2008		11
T8.	<b>Spencer Brown</b>	<b>2017</b>		<b>10</b>
	Pat Green	1993		10
	Pat Green	1991		9

SINGLE GAME RUSHING TOUCHDOWNS				
1.	D.J. Vinson vs. Alabama A&M	2014		5
T2.	<b>Spencer Brown vs. North Texas</b>	<b>2018</b>		<b>3</b>
	<b>A.J. Erdely at Ball State</b>	<b>2017</b>		<b>3</b>
	<b>Spencer Brown vs. Rice</b>	<b>2017</b>		<b>3</b>
	Darrin Reaves at Tulane	2012		3
	Darrin Reaves vs. Tulsa	2012		3
	David Isabelle vs. Florida Atlantic	2010		3
	Joe Webb at Tulane	2008		3
	Joe Webb vs. Memphis	2008		3
	Corey White vs. Memphis	2006		3
	Daniel Dixon at Southwestern La.	1997		3
	Corey White vs. South Florida	2004		3
	Carl Sanders vs. Charleston So.	996		3
	Robert Davis at LA Tech	1996		3
	Pat Green at Charleston Southern	1993		3
	Pat Green at Clinch Valley	1992		3
	David Thornton vs. Miles	1992		3
	Pat Green at Hampden-Sydney	1991		3

MEDIA

SEASON  
REVIEW

STAFF

PLAYERS

HISTORY

#WinAsOne



## CAREER GAMES GAINING 100 YARDS

<b>T1. Spencer Brown</b>	<b>2017-</b>	<b>12</b>
Joe Webb	2006-09	12
3. Jordan Howard	2013-14	11
4. Pat Green	1991-94	10
T5. Jegil Dugger	1998-01	7
Carl Sanders	1996-97	6
T7. Darrin Reaves	2011-13	5
Corey White	2003-06	5
Lucious Foster	1996-98	5
10. Marcus Elliott	2003-06	4

## SINGLE SEASON GAMES GAINING OVER 100 YARDS

T1. Joe Webb	2009	8
Jordan Howard	2014	8
<b>T3. Spencer Brown</b>	<b>2018</b>	<b>6</b>
<b>Spencer Brown</b>	<b>2017</b>	<b>6</b>
T5. Carl Sanders	1996	5
Pat Green	1991	5
T7. Joe Webb	2008	4
Jegil Dugger	2000	4
T9. Jordan Howard	2013	3
Darrin Reaves	2013	3
Darrin Reaves	2012	3
Jegil Dugger	2001	3
Lucious Foster	1997	3
Terry Collier	1995	3
Pat Green	1993	3

## SINGLE SEASON RUSHING YARDS GAINED BY A FRESHMAN

<b>1. Spencer Brown</b>	<b>2017</b>	<b>1,329</b>
2. Jordan Howard	2013	881
3. Pat Green	1991	833
4. Dan Burks	2002	554
5. Trey Chaney	2003	479
6. Chris Daniels	1995	449
7. Darrin Reaves	2011	372
8. Corey White	2003	332
9. Bo Moncur	2003	325
10. Bashr Coles	2012	262

## SINGLE GAME RUSHING YARDS GAINED BY A FRESHMAN

<b>1. Spencer Brown at Southern Miss</b>	<b>2017</b>	<b>209</b>
<b>2. Spencer Brown vs. Louisiana Tech</b>	<b>2017</b>	<b>168</b>
<b>3. Spencer Brown vs. Middle Tenn.</b>	<b>2017</b>	<b>167</b>
4. Jordan Howard at FIU	2013	159
T5. Jordan Howard vs. Middle Tennessee	2013	154
Daniel Dixon at Southwestern La.	1997	154
7. Pat Green at Hampden-Sydney	1991	152
<b>8. Spencer Brown at Ball State</b>	<b>2017</b>	<b>151</b>
<b>9. Spencer Brown vs. Rice</b>	<b>2017</b>	<b>140</b>
10. Chris Daniels vs. Charleston Southern	1995	139

## CAREER RUSHING ATTEMPTS BY A QUARTERBACK

1. Joe Webb	2006-09	516 att.	2,774 yds.
2. Daniel Dixon	1999-00	293 att.	308 yds.
3. Darrell Hackney	2002-05	255 att.	92 yards
<b>4. A.J. Erdely</b>	<b>2017-</b>	<b>206 att.</b>	<b>583 yds</b>
5. Jonathan Perry	2011-13	189 att.	640 yds.
6. Thomas Cox	1999-02	183 att.	663 yds.
7. Lee Jolly	1997-99	143 att.	196 yds.
8. Sam Hunt	2006-07	137 att.	446 yds.
9. Rodney Hudson	1995-96	128 att.	328 yds.,
10. Cody Clements	2014	91 att.	160 yds.

## INDIVIDUAL RECORDS

SINGLE SEASON RUSHING ATTEMPTS BY A QUARTERBACK			
1.	Joe Webb	2009	227 att. 1,427 yds.
2.	Joe Webb	2008	198 att. 1,021 yds.
3.	<b>A.J. Erdely</b>	<b>2017</b>	<b>122 att. 326 yds.</b>
4.	Jonathan Perry	2012	118 att. 61 yds.
5.	Daniel Dixon	1999	114 att. 50 yds.
6.	Rodney Hudson	1996	106 att. 356 yds.
7.	Thomas Cox	2001	101 att. 445 yds.
8.	Daniel Dixon	1998	95 att. 107 yds.
9.	Jonathan Perry	2011	92 att. 294 yds.
10.	Cody Clements	2014	91 att. 160 yds.

SINGLE GAME RUSHING ATTEMPTS BY A QUARTERBACK			
1.	Thomas Cox vs. Tulane	2001	26 att. 177 yds.
T2.	Joe Webb at East Carolina	2009	25 att. 132 yds.
	Joe Webb at Houston	2008	25 att. 72 yds.
	Thomas Cox vs. Houston	2001	25 att. 133 yds.
T5.	Joe Webb vs. USM	2009	24 att. 138 yds.
	Daniel Dixon at Louisville	1999	24 att. 79 yds.
T7.	David Isabelle vs. FAU	2010	22 att. 214 yds.
	Joe Webb at UCF	2008	22 att. 80 yds.
9.	Joe Webb at Memphis	2009	21 att. 52 yds.
T10	Joe Webb vs. Rice	2009	20 att. 194 yds.
	Joe Webb vs. Marshall	2008	20 att. 135 yds.
	Joe Webb vs. UTEP	2009	20 att. 163 yds.

CAREER YARDS GAINED BY A QUARTERBACK			
1.	Joe Webb	2006-09	2,774 yds. 516 att.
2.	David Isabelle	2009-10	684 yds. 105 att.
3.	Thomas Cox	1999-02	663 yds. 183 att.
4.	Jonathan Perry	2011-13	640 yds. 189 att.
5.	<b>A.J. Erdely</b>	<b>2017-</b>	<b>583 yds 206 att.</b>
6.	Sam Hunt	2006-07	446 yds. 137 att.
7.	Rodney Hudson	1995-96	328 yds. 128 att.
8.	Daniel Dixon	1997-00	308 yds. 293 att.
9.	Jeff Aaron	2000-01	293 yds. 118 att.
10.	Lee Jolly	1997-99	196 yds. 143 att.

SINGLE SEASON YARDS GAINED BY A QUARTERBACK			
1.	Joe Webb	2009	1,427 yds. 227 att.
2.	Joe Webb	2008	1,021 yds. 198 att.
3.	Thomas Cox	2001	445 yds. 101 att.
4.	David Isabelle	2010	396 yds. 73 att.
5.	Rodney Hudson	1996	356 yds. 106 att.
6.	<b>A.J. Erdely</b>	<b>2017</b>	<b>326 yds. 122 att.</b>
7.	Jonathan Perry	2011	294 yds. 92 att.
T8.	Joe Webb	2007	288 yds. 67 att.
	David Isabelle	2009	288 yds. 32 att.
10.	Sam Hunt	2007	287 yds. 68 att.

SINGLE GAME YARDS GAINED BY A QUARTERBACK			
1.	David Isabelle vs. FAU	2010	214 yds. 22 att.
2.	Joe Webb vs. Rice	2009	194 yds. 20 att.
3.	Thomas Cox vs. Tulane	2001	177 yds. 26 att.
4.	Joe Webb at UTEP	2009	163 yds. 20 att.
5.	Daniel Dixon at SW La.	1997	154 yds. 14 att.
6.	Rodney Hudson vs. WKU	1996	148 yds. 19 att.
7.	Joe Webb vs. USM	2009	138 yds. 24 att.
8.	Joe Webb vs. UCF	2009	137 yds. 18 att.
9.	Joe Webb vs. Tulsa	2008	136 yds. 18 att.
10.	Thomas Cox vs. Houston	2001	133 yds. 25 att.

MEDIA  
SEASON  
REVIEW  
STAFF  
PLAYERS  
HISTORY  
#WinASone





## CAREER RUSHING TOUCHDOWNS BY A QUARTERBACK

1.	Joe Webb	2006-09	24
<b>T2.</b>	<b>A.J. Erdely</b>	<b>2017-</b>	<b>18</b>
	Daniel Dixon	1997-00	13
4.	Thomas Cox	1999-02	9
5.	Kevin Drake	1994-97	7
T6.	Darrell Hackney	2002-05	6
	Rodney Hudson	1995-96	6
T8.	Cody Clements	2014	4
	Jeff Aaron	2000-01	4

## SINGLE SEASON RUSHING TOUCHDOWNS BY A QUARTERBACK

1.	<b>A.J. Erdely</b>	<b>2017</b>	<b>13</b>
T2.	Joe Webb	2009	11
	Joe Webb	2008	11
T4.	Daniel Dixon	1999	6
	Kevin Drake	1995	6
T6.	A.J. Erdely	2018	5
	Thomas Cox	2001	5
	Rodney Hudson	1996	5
T9.	Cody Clements	2014	4
	Jeff Aaron	2001	4
	Daniel Dixon	1998	4
	Daniel Dixon	1997	4
	Alvin Stokes	1995	4

## SINGLE GAME RUSHING TOUCHDOWNS BY A QUARTERBACK

<b>T1.</b>	<b>A.J. Erdely</b>	<b>2017</b>	<b>3</b>
	Joe Webb vs. Memphis	2008	3
	Joe Webb vs. Tulane	2008	3
	Daniel Dixon at Southwestern La.	1997	3
T5.	Thomas Cox vs. Tulane	2001	2
	Thomas Cox vs. Houston	2001	2
	Daniel Dixon vs. LA Tech	1999	2
	Thomas Cox vs. East Carolina	1999	2
	Daniel Dixon vs. Kansas	1998	2
	Rodney Hudson vs. Arkansas State	1996	2
	Kevin Drake vs. Wofford	1995	2

## 100-YARD SINGLE GAME RUSHERS

1.	Jordan Howard at Southern Miss	2014	262 (35 att.)
2.	Carl Sanders vs. Charleston So.	1996	240 (20 att.)
3.	Darrin Reaves at Southern Miss	2012	223 (35 att.)
4.	David Isabelle vs. Florida Atlantic	2010	214 (22 att.)
T5.	Pat Green at Clinch Valley	1992	211 (33 att.)
	Lucious Foster vs. UT Martin	1998	211 (18 att.)
<b>7.</b>	<b>Spencer Brown at Southern Miss</b>	<b>2017</b>	<b>209 (33 att.)</b>
8.	Corey White at Memphis	2005	200 (28 att.)
9.	Joe Webb vs. Rice	2009	194 (20 att.)
10.	Darrin Reaves vs. Marshall	2012	184 (32 att.)
11.	Jordan Howard at WKU	2014	183 (34 att.)
12.	Jordan Howard vs. Troy	2014	179 (19 att.)
13.	Darrin Reaves vs. NW (La.) State	2013	178 (17 att.)
14.	Thomas Cox vs. Tulane	2001	177 (26 att.)
T15.	Pat Shed at Southern Miss	2010	176 (29 att.)
	Pat Green vs. Charleston So.	1992	176 (24 att.)
T17.	Lucious Foster vs. JSU	1997	175 (31 att.)
	Carl Sanders vs. SW Louisiana	1996	175 (17 att.)
<b>T19.</b>	<b>Spencer Brown vs. Louisiana Tech</b>	<b>2017</b>	<b>168 (26 att.)</b>
	Jordan Howard vs. Marshall	2014	168 (39 att.)
<b>T21.</b>	<b>Spencer Brown vs. Middle Tenn.</b>	<b>2017</b>	<b>167 (31 att.)</b>
	Jordan Howard at FAU	2014	167 (35 att.)
T23.	Darrin Reaves at Tulane	2012	166 (21 att.)
	Percy Coleman at Louisville	1999	166 (19 att.)
25.	Joe Webb at UTEP	2009	163 (20 att.)
26.	Robert Davis vs. Charleston So.	1996	160 (18 att.)
27.	Jordan Howard at FIU	2013	159 (20 att.)
<b>28.</b>	<b>Spencer Brown at MT</b>	<b>2018</b>	<b>156 (31 att.)</b>



**JOE WEBB**  
2006-09  
12 100-YARD GAMES

# INDIVIDUAL RECORDS



**JORDAN HOWARD**  
2013-14  
11 100-YARD GAMES



**JEGIL DUGGER**  
1998-2001  
8 100-YARD GAMES



**DARRIN REAVES**  
2011-13  
6 100-YARD GAMES

T29.	Jordan Howard vs. MT	2013	154 (23 att.)
	Daniel Dixon at SW Louisiana	1997	154 (14 att.)
	Lucious Foster vs. WKU	1997	154 (25 att.)
32.	Jegil Dugger vs. UL Lafayette	2000	153 (21 att.)
33.	Pat Green at Hampden-Sydney	1991	152 (29 att.)
34.	<b>Spencer Brown at Ball State</b>	<b>2017</b>	<b>151 (17 att.)</b>
35.	Carl Sanders vs. Arkansas State	1996	150 (20 att.)
36.	Rodney Hudson vs. WKU	1996	148 (19 att.)
37.	<b>Spencer Brown vs. UTSA</b>	<b>2018</b>	<b>147 (20 att.)</b>
38.	Dan Burks vs. Memphis	2004	146 (23 att.)
39.	Carl Sanders vs. Central Florida	1996	144 (21 att.)
T40.	<b>Spencer Brown vs. Rice</b>	<b>2017</b>	<b>140 (17 att.)</b>
	Terry Collier at WKU	1995	140 (14 att.)
T42.	Chris Daniels vs. Charleston So.	1995	139 (21 att.)
	Pat Green vs. Clinch Valley	1991	139 (24 att.)
T44.	Joe Webb vs. Southern Miss	2009	138 (24 att.)
	Corey White vs. Tulane	2003	138 (24 att.)
	Carl Sanders vs. JSU	1996	138 (22 att.)
	Carl Fair vs. ULM	1999	138 (15 att.)
48.	Joe Webb vs. UCF	2009	137 (18 att.)
T49.	Joe Webb vs. Tulsa	2008	136 (18 att.)
	Bo Moncur at Baylor	2003	136 (21 att.)
51.	Joe Webb vs. Marshall	2008	135 (20 att.)
T52.	Thomas Cox vs. Houston	2001	133 (25 att.)
	Pat Green vs. Morehead State	1993	133 (19 att.)
54.	Joe Webb at East Carolina	2009	132 (25 att.)
55.	Joe Webb at Tulane	2008	130 (18 att.)
T56.	Joe Webb at Marshall	2009	129 (18 att.)
	Marculus Elliott vs. Marshall	2006	129 (14 att.)
	Corey White vs. Memphis	2006	129 (28 att.)
60.	<b>Spencer Brown at UTSA</b>	<b>2017</b>	<b>128 (27 att.)</b>
61.	Jordan Howard vs. LA Tech	2014	127 (27 att.)
52.	Pat Shed vs. Memphis	2010	125 (20 att.)
T63.	Joe Webb vs. Florida Atlantic	2009	123 (16 att.)
	Jordan Howard at Marshall	2013	123 (22 att.)
	Corey White at Houston	2003	123 (20 att.)
T66.	Jegil Dugger vs. Montana State	2001	122 (25 att.)
	Jegil Dugger at Kansas	2000	122 (18 att.)
T68.	Joe Webb vs. Alabama State	2008	121 (14 att.)
	Joe Webb at Ole Miss	2009	121 (17 att.)
	Jordan Howard at Middle Tenn.	2014	121 (32 att.)
T71.	Marculus Elliott vs. UCF	2005	116 (8 att.)
	Jegil Dugger vs. Houston	2001	116 (23 att.)
73.	Pat Green vs. Lindenwood	1991	115 (24 att.)
74.	Pat Green at Wofford	1993	114 (23 att.)
T75.	David Thornton vs. Miles	1993	113 (23 att.)
	Pat Green vs. Millsaps	1992	113 (27 att.)
77.	Trey Chaney vs. Cincinnati	2003	112 (29 att.)
78.	Darrin Reaves vs. Middle Tenn.	2013	111 (27 att.)
79.	Dan Burks vs. Army	2004	110 (14 att.)
80.	Jegil Dugger vs. Tulane	2001	109 (28 att.)
T81.	Terry Collier vs. Knoxville Co.	1995	108 (16 att.)
	Terry Collier at North Texas	1995	108 (21 att.)
83.	Lucious Foster vs. Tenn. Tech	1997	107 (24 att.)
T84.	Corey White at UTEP	2005	106 (21 att.)
	Thomas Banks vs. Charleston So.	1995	106 (7 att.)
	D.J. Vinson vs. Alabama A&M	2014	106 (25 att.)
87.	Marculus Elliott vs. East Carolina	2005	105 (20 att.)
T88.	Darrin Reaves at Troy	2013	104 (22 att.)
	Rashaud Slaughter vs. FAU	2009	104 (4 att.)
	Cory Conley at Louisiana Tech	1998	104 (16 att.)
91.	Chris Daniels vs. Miles College	1995	103 (22 att.)
T92.	<b>Spencer Brown vs. Savannah State</b>	<b>2018</b>	<b>102 (18 att.)</b>
	Theron Dudley vs. Memphis	2002	102 (14 att.)
	Jegil Dugger vs. Middle Tenn.	2000	102 (25 att.)
	Jordan Howard vs. FIU	2014	102 (21 att.)
T96.	<b>Spencer Brown vs. Tulane</b>	<b>2018</b>	<b>101 (24 att.)</b>
	Jegil Dugger vs. Southern Miss	2000	101(26 att.)
	Carl Sanders at Louisiana Tech	1996	101 (18 att.)
	Pat Green vs. Lambuth	1993	101 (22 att.)
	Pat Green at Charleston So.	1991	101 (25 att.)
T101.	<b>Spencer Brown vs. North Texas</b>	<b>2018</b>	<b>100 (25 att.)</b>
	<b>Spencer Brown vs. UTEP</b>	<b>2018</b>	<b>100 (20 att.)</b>
	David Thornton vs. Lane	1992	100 (24 att.)

MEDIA

SEASON  
REVIEW

STAFF

PLAYERS

HISTORY

#WinAOne



## RUSHING LEADERS YEAR-BY-YEAR

Year	Player	Att.	Yds	Avg
1991	Pat Green	196	833	4.25
1992	Pat Green	135	661	4.90
1993	Pat Green	198	792	4.00
1994	Pat Green	101	531	5.26
1995	Terry Collier	143	839	5.87
1996	Carl Sanders	168	1,154	6.87
1997	Lucious Foster	149	737	4.90
1998	Lucious Foster	100	568	5.68
1999	Percy Coleman	122	689	5.65
2000	Jegil Dugger	177	852	4.81
2001	Jegil Dugger	218	839	3.85
2002	Dan Burks	124	554	4.47
2003	Trey Chaney	136	479	3.52
2004	Dan Burks	164	880	5.37
2005	Corey White	130	632	4.91
2006	Dan Burks	108	432	4.00
2007	Rashaud Slaughter	100	325	3.25
2008	Joe Webb	198	1,021	5.16
2009	Joe Webb	227	1,427	6.28
2010	Pat Shed	157	847	5.39
2011	Greg Franklin	84	430	5.12
2012	Darrin Reaves	215	1,037	4.82
2013	Darrin Reaves	201	928	4.62
2014	Jordan Howard	306	1,587	5.18
2017	<b>Spencer Brown</b>	<b>250</b>	<b>1,329</b>	<b>5.31</b>
2018	<b>Spencer Brown</b>	<b>247</b>	<b>1,149</b>	<b>4.65</b>

## &lt;&lt;PASSING&gt;&gt;

## CAREER PASSING YARDAGE

1.	Darrell Hackney	2002-05	9,886
2.	John Whitcomb	1992-94	7,420
3.	Joe Webb	2006-09	5,771
4.	Jonathan Perry	2011-13	4,454
5.	Austin Brown	2012-13	3,872
6.	<b>A.J. Erdely</b>	<b>2017-</b>	<b>3,870</b>
7.	Bryan Ellis	2008-11	3,697
8.	Daniel Dixon	1997-00	3,085
9.	Sam Hunt	2006-07	2,560
10.	Cody Clements	2014	2,227

## SINGLE SEASON PASSING YARDAGE

1.	Darrell Hackney	2005	3,180
2.	Darrell Hackney	2004	3,070
3.	John Whitcomb	1994	3,031
4.	John Whitcomb	1993	3,012
5.	Bryan Ellis	2010	2,940
6.	Austin Brown	2012	2,673
7.	Joe Webb	2008	2,367
8.	<b>A.J. Erdely</b>	<b>2017-</b>	<b>2,331</b>
9.	Joe Webb	2009	2,299
10.	Cody Clements	2014	2,227

## CAREER YARDS GAINED PER GAME

1.	John Whitcomb	1992-94	247.3 (7,420 in 30 games)
2.	Darrell Hackney	2002-05	241.1 (9,886 in 41 games)
3.	Bryan Ellis	2008-11	194.6 (3,697 in 19 games)
4.	Cody Clements	2014	185.6 (2,227 in 12 games)
5.	Austin Brown	2012-13	184.4 (3,872 yards in 21 games)
6.	<b>A.J. Erdely</b>	<b>2017-</b>	<b>175.9 (3,870 in 22 games)</b>
7.	Doug Gann	1991	157.0 (1,413 in nine games)
8.	Joe Webb	2006-09	156.0 (5,771 in 37 games)
9.	Jonathan Perry	2010-13	148.5 (4,454 in 30 games)
10.	Sam Hunt	2006-07	134.7 (2,560 in 19 games)

## INDIVIDUAL RECORDS

SINGLE SEASON PASSING YARDS GAINED PER GAME			
1.	Darrell Hackney	2005	289.1 3,180 in 11 games
2.	John Whitcomb	1994	275.6 3,031 in 11 games
3.	John Whitcomb	1993	273.8 3,012 in 11 games
4.	Bryan Ellis	2010	267.3 2,940 in 11 games
5.	Darrell Hackney	2004	255.8 3,070 in 12 games
6.	Darrell Hackney	2003	237.0 1,659 in 7 games
7.	John Whitcomb	1992	229.5 1,377 in 6 games
8.	Austin Brown	2012	222.8 2,673 yards in 12 games
9.	Cody Clements	2014	202.5 2,227 yards in 11 games
10.	Joe Webb	2008	197.2 2,367 in 12 games

CAREER PASSING YARDS PER ATTEMPT			
1.	Cody Clements	2014	8.09 2,227 yds. in 275 att.
2.	Darrell Hackney	2002-05	7.93 9,886 yds. in 1,246 att.
3.	John Whitcomb	1992-94	7.84 7,420 yds. in 947 att.
4.	Jonathan Perry	2011-13	7.47 4,454 yds. in 596 att.
5.	Joe Webb	2006-09	7.29 5,771 yds. in 792 att.
6.	Austin Brown	2012-13	7.26 3,872 yds. in 533 att.
8.	<b>A.J. Erdely</b>	<b>2017-</b>	<b>7.22 3,870 yds. in 536 att.</b>
7.	Lee Jolly	1997-99	6.92 2,063 yds. in 298 att.
9.	Bryan Ellis	2008-11	6.82 2,954 yds. in 415 att.
10.	Sam Hunt	2006-07	6.20 2,560 yds. in 413 att.

SINGLE SEASON PASSING YARDS PER ATTEMPT			
1.	John Whitcomb	1994	8.68 3,031 yds. in 349 att.
2.	Darrell Hackney	2004	8.58 3,070 yds. in 358 att.
3.	<b>Tyler Johnston III</b>	<b>2018</b>	<b>8.56 950yds. in 111 att.</b>
4.	Joe Webb	2009	8.48 2,299 yds. in 271 att.
5.	Jonathan Perry	2012	8.47 1,033 yds. in 122 att.
6.	Darrell Hackney	2005	8.24 3,180 yds. in 386 att.
7.	Cody Clements	2014	8.09 2,227 yds. in 275 att.
8.	Darrell Hackney	2003	7.94 1,659 yds. in 209 att.
9.	Jonathan Perry	2013	7.93 1,379 yds. in 174 att.
10.	John Whitcomb	1993	7.74 3,012 yds. in 389 att.

CAREER PASSING YARDS PER COMPLETION			
1.	Rodney Hudson	1995-96	14.46 1,590 yds. in 110 comp.
2.	Darrell Hackney	2002-05	14.24 9,886 yds. in 694 comp.
3.	Lee Jolly	1997-99	14.13 2,063 yds. in 146 comp.
4.	Thomas Cox	1999-01	14.12 946 yds. in 67 comp.
5.	John Whitcomb	1992-94	13.25 7,420 yds. in 560 comp.
6.	Jonathan Perry	2011-13	13.10 4,454 yds. in 340 comp.
7.	Austin Brown	2012-13	12.99 3,872 yds. in 298 comp.
8.	Sam Hunt	2006-07	12.61 2,560 yds. in 203 comp.
9.	Kevin Drake	1994-97	12.47 1,284 yds. in 103 comp.
10.	Bryan Ellis	2008-11	12.36 3,697 yds. in 299 comp.

SINGLE SEASON PASSING YARDS PER COMPLETION			
1.	Darrell Hackney	2003	15.65 1,659 yds. in 106 comp.
2.	Darrell Hackney	2004	15.58 3,070 yds. in 197 comp.
3.	Rodney Hudson	1996	15.27 1,176 yds. in 77 comp.
4.	<b>Tyler Johnston III</b>	<b>2018</b>	<b>15.07 950 yds. in 63 comp.</b>
5.	Jonathan Perry	2013	14.99 1,379 yds. in 92 comp.
6.	John Whitcomb	1994	14.43 3,031 yds. in 210 comp.
7.	Joe Webb	2009	14.19 2,299 yds. in 162 comp.
8.	Lee Jolly	1997	14.17 1,530 yds. in 108 comp.
9.	Lee Jolly	1998	14.03 533 yds. in 88 comp.
10.	Jonathan Perry	2012	13.96 1,033 yds. in 74 comp.

MEDIA

SEASON  
REVIEW

STAFF

PLAYERS

HISTORY

#WinASone



## 300 YARD PASSING PERFORMANCES

PLAYER	OPP.	YR	A-C-YDS	TD	INT	SCR
John Whitcomb	Prairie View A&M	1994	42-33-539	6	0	48-6
Darrell Hackney	Tulane	2004	38-23-448	2	0	55-59
John Whitcomb	Prairie View A&M	1993	38-28-447	6	1	58-12
Darrell Hackney	East Carolina	2002	34-20-424	3	0	36-29
Bryan Ellis	East Carolina	2010	49-31-418	5	1	42-54
Darrell Hackney	Hawaii	2004	54-31-417	2	1	40-59
Jonathan Perry	Memphis	2011	48-29-410	4	0	41-35
Austin Brown	Tulane	2012	52-26-409	3	3	45-55
Darrell Hackney	Southern Miss	2005	42-29-407	3	1	28-37
John Whitcomb	Lindenwood	1992	37-24-381	3	0	41-12
John Whitcomb	Butler	1993	31-21-380	4	0	31-27
Joe Webb	Memphis	2009	25-18-378	3	0	31-21
Bryan Ellis	Tennessee	2010	55-29-373	1	1	29-32
Bryan Ellis	Memphis	2010	38-21-361	3	2	31-15
Bryan Ellis	Troy	2010	37-23-360	3	2	34-33
John Whitcomb	Charleston So.	1993	40-22-354	2	1	48-20
Darrell Hackney	SMU	2005	35-22-344	2	2	27-28
Darrell Hackney	Rice	2005	33-24-339	2	0	45-26
Austin Brown	Tulsa	2012	30-20-337	3	1	42-49
Darrell Hackney	TCU	2004	24-15-337	5	1	41-25
Darrell Hackney	Memphis	2005	42-25-334	4	1	37-20
Darrell Hackney	Houston	2002	34-18-329	3	0	51-34
Jonathan Perry	UCF	2011	42-31-327	2	2	26-24
Joe Webb	Florida Atlantic	2008	48-26-326	2	0	34-49
Joe Webb	UCF	2009	35-20-322	3	1	34-27
<b>A.J. Erdely</b>	<b>North Texas</b>	<b>2017</b>	<b>17-36-321</b>	<b>4</b>	<b>1</b>	<b>43-46</b>
Cody Clements	North Texas	2014	23-18-320	3	0	56-21
Austin Brown	East Carolina	2012	37-22-319	3	0	35-42
Jonathan Perry	Troy	2012	33-18-317	2	1	29-39
John Whitcomb	MVSU	1994	40-22-316	2	2	24-14
Jonathan Perry	UCF	2012	28-21-307	2	0	24-49
Tyler Johnston III	Texas A&M	2018	39-25-306	2	2	20-41
John Whitcomb	Tenn. Wesleyan	1992	53-24-304	1	2	12-16
Austin Brown	Houston	2012	43-20-302	1	1	17-39
Austin Brown	Troy	2013	29-19-301	3	0	34-37
John Whitcomb	JSU	1994	32-22-301	2	1	28-12
Cody Clements	WKU	2014	25-22-300	2	1	42-39

## SINGLE SEASON PASS ATTEMPTS PER GAME

1.	Bryan Ellis	2010	37.36	411 in 11 games
2.	John Whitcomb	1992	34.83	209 in 6 games
3.	John Whitcomb	1993	34.36	389 in 11 games
4.	John Whitcomb	1994	31.73	349 in 11 games
5.	Darrell Hackney	2003	29.86	209 in 7 games
6.	Darrell Hackney	2004	29.83	358 in 12 games
7.	Austin Brown	2012	29.58	355 in 12 games
8.	Joe Webb	2008	29.42	353 in 12 games
9.	Doug Gann	1991	28.44	256 in 9 games
10.	Darrell Hackney	2002	26.64	293 in 11 games



## INDIVIDUAL RECORDS

CAREER PASS ATTEMPTS		
1.	Darrell Hackney	2002-05 1,246
2.	John Whitcomb	1992-94 947
3.	Joe Webb	2006-09 792
4.	Jonathan Perry	2011-13 596
5.	Daniel Dixon	1997-00 540
6.	Bryan Ellis	2008-11 539
7.	<b>A.J. Erdely</b>	<b>2017- 536</b>
8.	Austin Brown	2012-13 533
9.	Sam Hunt	2006-07 413
10.	Jeff Aaron	2000-01 330

SINGLE SEASON PASS ATTEMPTS		
1.	Bryan Ellis	2010 411
2.	John Whitcomb	1993 389
3.	Darrell Hackney	2005 386
4.	Darrell Hackney	2004 358
5.	Austin Brown	2012 355
6.	Joe Webb	2008 353
7.	John Whitcomb	1994 349
8.	<b>A.J. Erdely</b>	<b>2017 338</b>
9.	Sam Hunt	2007 331
10.	Jonathan Perry	2011 300

SINGLE GAME PASS ATTEMPTS		
1.	Bryan Ellis at Tennessee	2010 55
2.	Darrell Hackney vs. Hawaii	2004 54
3.	Doug Gann vs. Tenn.Wesleyan	1992 53
4.	Austin Brown at Tulane	2012 52
5.	Bryan Ellis vs. East Carolina	2010 49
T6.	Jonathan Perry at Memphis	2011 48
	Joe Webb at Florida Atlantic	2008 48
T8.	John Whitcomb vs. Troy	1993 46
	Doug Gann vs. Hampden-Sydney	1991 46
T10.	<b>A.J. Erdely vs. Ohio</b>	<b>2017 45</b>
	Bryan Ellis at Mississippi State	2010 45
	Bryan Ellis vs. Marshall	2010 45

CAREER PASS ATTEMPTS PER GAME (MIN. 10 GAMES)			
1.	John Whitcomb	1992-94	31.57 947 att. in 30 games
2.	Darrell Hackney	2002-05	30.39 1,246 att. in 41 games
3.	Bryan Ellis	2008-11	28.39 539 att. in 19 games
4.	Austin Brown	2012-13	25.38 533 att. in 21 games
5.	Cody Clements	2014	25.00 275 att. in 11 games
6.	<b>A.J. Erdely</b>	<b>2017-</b>	<b>24.36 536 att. in 22 games</b>
7.	Jeff Aaron	2000-01	22.00 330 att. in 15 games
8.	Sam Hunt	2006-07	21.74 413 att. in 19 games
9.	Joe Webb	2006-09	21.41 792 att. in 37 games
10.	Jonathan Perry	2011-13	19.87 596 att. in 30 games

CAREER PASS COMPLETIONS		
1.	Darrell Hackney	2002-05 694
2.	John Whitcomb	1992-94 560
3.	Joe Webb	2006-09 468
4.	Jonathan Perry	2011-13 340
5.	<b>A.J. Erdely</b>	<b>2017- 316</b>
6.	Bryan Ellis	2008-11 299
7.	Austin Brown	2012-13 298
8.	Daniel Dixon	1997-00 219
9.	Sam Hunt	2006-07 205
10.	Cody Clements	2014 183

MEDIA  
SEASON  
REVIEW  
STAFF  
PLAYERS  
HISTORY  
#WinASone



## SINGLE SEASON PASS COMPLETIONS

1.	Darrell Hackney	2005	242
2.	John Whitcomb	1993	238
3.	Bryan Ellis	2010	231
4.	John Whitcomb	1994	210
5.	Joe Webb	2008	208
<b>T6.</b>	<b>A.J. Erdely</b>	<b>2017</b>	<b>205</b>
	Austin Brown	2012	205
8.	Darrell Hackney	2004	197
9.	Cody Clements	2014	183
10.	Jonathan Perry	2011	174

## SINGLE GAME PASS COMPLETIONS

1.	John Whitcomb vs. Prairie View A&M	1994	33
T2.	Jonathan Perry vs. UCF	2011	31
	Bryan Ellis vs East Carolina	2010	31
	Darrell Hackney vs. Hawaii	2004	31
T5.	Jonathan Perry at Memphis	2011	29
	Bryan Ellis at Tennessee	2010	29
	Darrell Hackney vs. Southern Miss	2005	29
T8.	John Whitcomb vs. Prairie View A&M	1993	28
	John Whitcomb vs. Troy	1993	28
	Doug Gann at Hampden-Sydney	1991	28

## CAREER PASS COMPLETIONS PER GAME

1.	John Whitcomb	1992-94	18.67	560 in 30 games
2.	Darrell Hackney	2002-05	16.92	694 in 41 games
3.	Cody Clements	2014	16.63	183 in 11 games
4.	Bryan Ellis	2008-11	15.74	299 in 19 games
<b>5.</b>	<b>A.J. Erdely</b>	<b>2017-</b>	<b>14.36</b>	<b>205 in 22 games</b>
6.	Doug Gann	1991	14.33	129 in nine games
7.	Austin Brown	2012-13	14.19	298 in 21 games
8.	Joe Webb	2006-09	12.65	468 in 37 games
9.	Jeff Aaron	2000-01	11.80	177 in 15 games
10.	Jonathan Perry	2011-13	11.33	340 in 30 games

## SINGLE SEASON PASS COMPLETIONS PER GAME

1.	Darrell Hackney	2005	22.00	242 in 11 games
2.	John Whitcomb	1993	21.64	238 in 11 games
3.	Bryan Ellis	2010	21.00	231 in 11 games
4.	John Whitcomb	1994	19.10	210 in 11 games
5.	John Whitcomb	1992	18.67	112 in six games
6.	Joe Webb	2008	17.33	208 in 12 games
7.	Austin Brown	2012	17.08	205 in 12 games
8.	Cody Clements	2014	16.63	183 in 11 games
9.	Darrell Hackney	2004	16.41	197 in 12 games
<b>10.</b>	<b>A.J. Erdely</b>	<b>2017-</b>	<b>15.76</b>	<b>205 in 13 games</b>

## CAREER COMPLETION PERCENTAGE

1.	Cody Clements	2014	.665 (183-275)
2.	John Whitcomb	1992-94	.591 (560-947)
3.	Joe Webb	2006-09	.590 (468-792)
<b>4.</b>	<b>A.J. Erdely</b>	<b>2017-</b>	<b>.589 (316-536)</b>
<b>5.</b>	<b>Tyler Johnston III</b>	<b>2017-</b>	<b>.571 (64-112)</b>
6.	Jonathan Perry	2011-13	.570 (340-596)
7.	Austin Brown	2012-13	.559 (298-533)
8.	Darrell Hackney	2002-05	.557 (694-1,246)
9.	Bryan Ellis	2008-11	.555 (299-539)
10.	Jeff Aaron	2000-01	.536 (177-330)

## INDIVIDUAL RECORDS

SINGLE SEASON COMPLETION PERCENTAGE		
1.	Cody Clements	2014 .665 (183-275)
2.	Darrell Hackney	2005 .627 (242-386)
3.	John Whitcomb	1993 .612 (238-389)
<b>T4.</b>	<b>A.J. Erdely</b>	<b>2017 .607 (205-338)</b>
	Jonathan Perry	2012 .607 (74-122)
6.	John Whitcomb	1994 .602 (210-349)
7.	Joe Webb	2009 .598 (162-271)
8.	Joe Webb	2008 .589 (208-353)
9.	Jonathan Perry	2011 .580 (174-300)
10.	Austin Brown	2012 .577 (205-355)
CAREER TOUCHDOWN PASSES		
1.	Darrell Hackney	2002-05 71
2.	John Whitcomb	1992-94 53
3.	Joe Webb	2006-09 37
4.	Bryan Ellis	2008-11 27
5.	Jonathan Perry	2011-13 26
6.	Austin Brown	2012-13 24
<b>7.</b>	<b>A.J. Erdely</b>	<b>2017- 23</b>
8.	Lee Jolly	1997-99 17
9.	Cody Clements	2014 14
10.	Chris Williams	2003-06 13
SINGLE SEASON TOUCHDOWN PASSES		
1.	Darrell Hackney	2004 26
2.	Bryan Ellis	2010 25
T3.	Darrell Hackney	2005 22
	John Whitcomb	1994 22
T5.	Joe Webb	2009 21
	John Whitcomb	1993 21
<b>7.</b>	<b>A.J. Erdely</b>	<b>2017 16</b>
8.	Austin Brown	2012 15
T9.	Darrell Hackney	2002 14
	Cody Clements	2014 14
SINGLE GAME TOUCHDOWN PASSES		
T1.	John Whitcomb vs. Prairie View A&M	1994 6
	John Whitcomb vs. Prairie View A&M	1993 6
T3.	Bryan Ellis vs. East Carolina	2010 5
	Darrell Hackney vs. TCU	2004 5
<b>T5.</b>	<b>A.J. Erdely</b>	<b>2017 4</b>
	Jonathan Perry at Memphis	2011 4
	Joe Webb vs. Florida Atlantic	2009 4
	Darrell Hackney at UTEP	2005 4
	Darrell Hackney at Memphis	2005 4
	Darrell Hackney vs. Army	2002 4
	John Whitcomb vs. Butler	1993 4
	Chris Bradford vs. Clinch Valley	1991 4
CAREER INTERCEPTIONS		
1.	John Whitcomb	1992-94 39
2.	Darrell Hackney	2002-05 33
3.	Daniel Dixon	1997-00 27
4.	Joe Webb	2006-09 25
5.	Sam Hunt	2006-07 19
6.	Bryan Ellis	2008-11 17
T7.	Austin Brown	2012-13 15
	Jonathan Perry	2011-13 15
T9.	Doug Gann	1991 13
	Rodney Hudson	1995-96 13

MEDIA

SEASON  
REVIEW

STAFF

PLAYERS

HISTORY

#WinAsOne



## SINGLE SEASON INTERCEPTIONS

1.	Joe Webb	2008	16
2.	John Whitcomb	1994	15
3.	Sam Hunt	2007	14
T4.	John Whitcomb	1993	13
	Doug Gann	1991	13
T6.	Austin Brown	2012	12
	Bryan Ellis	2010	12
	Darrell Hackney	2005	12
9.	John Whitcomb	1992	11
10.	Daniel Dixon	1999	10

## SINGLE GAME INTERCEPTIONS

T1.	Joe Webb vs. SMU	2009	4
	Joe Webb at Southern Miss	2008	4
	Sam Hunt vs. Houston	2007	4
T4.	Tyler Johnston III vs. Southern Miss	2018	3
	Austin Brown vs. Marshall	2012	3
	Austin Brown at Tulane	2012	3
	Joe Webb at Tennessee	2008	3
	Joe Webb at Houston	2008	3
	Kevin Drake at Middle Tennessee	1995	3
	Rodney Hudson at Western Kentucky	1995	3
	John Whitcomb vs. Wofford	1994	3
	John Whitcomb at Samford	1992	3
	Doug Gann vs. Ferrum	1991	3
	Darrell Hackney vs. East Carolina	2005	3
	Doug Gann vs. Ferrum	1991	3

## CAREER PLAYS

1.	Darrell Hackney	2002-05	1,501 (1,246 pass, 255 rush)
2.	Joe Webb	2006-09	1,308 (792 pass, 516 rush)
3.	John Whitcomb	1992-94	1,023 (947 pass, 76 rush)
4.	Daniel Dixon	1997-00	833 (449 pass, 252 rush)
5.	Jonathan Perry	2011-13	785 (596 pass, 189 rush)
6.	<b>A.J. Erdely</b>	<b>2017-</b>	<b>742 (536 pass, 206 rush)</b>
7.	Pat Green	1991-94	630 (630 rush)
8.	Austin Brown	2012-13	616 (533 pass, 83 rush)
9.	Bryan Ellis	2008-11	578 (542 pass, 36 rush)
10.	Sam Hunt	2006-07	550 (413 pass, 137 rush)

## SINGLE SEASON PLAYS

1.	Joe Webb	2008	551
2.	Joe Webb	2009	498
3.	A.J. Erdely	2017	460
4.	Darrell Hackney	2004	439
5.	Darrell Hackney	2005	437
6.	Bryan Ellis	2010	436
7.	Austin Brown	2012	417
8.	John Whitcomb	1993	416
9.	Sam Hunt	2007	399
10.	Jonathan Perry	2011	392

## SINGLE GAME PLAYS

1.	Joe Webb at Florida Atlantic	2008	66 (48 pass, 18 rush)
2.	Joe Webb at Houston	2008	65 (40 pass, 25 rush)
3.	Darrell Hackney at Hawaii	2004	59 (54 pass, 5 rush)
4.	Jonathan Perry at Memphis	2011	57 (48 pass, 9 rush)
T5.	Austin Brown at Tulane	2012	56 (52 pass, 4 rush)
	Bryan Ellis at Tennessee	2010	56 (55 pass, 1 rush)
T7.	Darrell Hackney vs. Southern Miss	2005	55 (42 pass, 13 rush)
	John Whitcomb at Tenn.Wesleyan	1992	55 (53 pass, 2 rush)
9.	Tyler Johnston III at Texas A&M	2018	54 (39 pass, 15 rush)
T9.	Austin Brown at Houston	2012	53 (43 pass, 10 rush)
	Joe Webb vs. UCF	2009	53 (35 pass, 18 rush)

## INDIVIDUAL RECORDS

### CAREER YARDS GAINED

1.	Darrell Hackney	2002-05	9,978 (9,886 pass, 92 rush)
2.	Joe Webb	2006-09	8,545 (5,771 pass, 2,774 rush)
3.	John Whitcomb	1992-94	6,976 (7,420 pass, -444 rush)
4.	Jonathan Perry	2011-13	5,094 (4,454 pass, 640 rush)
5.	<b>A.J. Erdely</b>	<b>2017-</b>	<b>4,353 (3,770 pass, 583 rush)</b>
6.	Bryan Ellis	2008-11	3,737 (3,697 pass, 40 rush)
7.	Austin Brown	2012-13	3,566 (3,872 pass, -306 rush)
8.	Daniel Dixon	1997-00	3,393 (3,085 pass, 308 rush)
9.	Sam Hunt	2006-07	3,006 (2,560 pass, 446 rush)
10.	Pat Green	1991-94	2,817 (0 pass, 2,817 rush)

### SINGLE SEASON YARDS GAINED

1.	Joe Webb	2009	3,726 (2,299 pass, 1,427 rush)
2.	Joe Webb	2008	3,388 (2,367 pass, 1,021 rush)
3.	Darrell Hackney	2005	3,285 (3,180 pass, 105 rush)
4.	Darrell Hackney	2004	3,056 (3,070 pass, -14 rush)
5.	Bryan Ellis	2010	2,969 (2,40 pass, 29 rush)
6.	John Whitcomb	1993	2,846 (3,012 pass, -166 rush)
7.	John Whitcomb	1994	2,837 (3,031 pass, -194 rush)
8.	<b>A.J. Erdely</b>	<b>2017</b>	<b>2,657 (2,331 pass, 326 rush)</b>
9.	Austin Brown	2012	2,436 (2,673 pass, -237 rush)
10.	Cody Clements	2014	2,387 (2,227 pass, 160 rush)

### SINGLE GAME YARDS GAINED

1.	John Whitcomb at Prairie View A&M	1994	533 (539 pass, -6 rush)
2.	Joe Webb vs. UCF	2009	459 (322 pass, 137 rush)
3.	Jonathan Perry at Memphis	2011	457 (410 pass, 47 rush)
4.	Darrell Hackney at Tulane	2004	441 (448 pass, -7 rush)
5.	Darrell Hackney vs. So. Miss	2005	440 (407 pass, 33 rush)
6.	Joe Webb at Memphis	2009	430 (378 pass, 52 rush)
7.	John Whitcomb vs. Prairie View A&M	1993	(447 pass, -22 rush)
8.	Darrell Hackney at Hawaii	2004	420 (417 pass, 3 rush)
9.	Bryan Ellis vs. East Carolina	2010	416 (418 pass, -2 rush)
10.	Joe Webb vs. Florida Atlantic	2009	415 (292 pass, 123 rush)
	Joe Webb vs. Rice	2009	415 (221 pass, 194 rush)

### CAREER TOUCHDOWNS RESPONSIBLE FOR

1.	Darrell Hackney	2002-05	77
2.	Joe Webb	2006-09	61
3.	John Whitcomb	1992-94	53
4.	<b>A.J. Erdely</b>	<b>2017-</b>	<b>41</b>
5.	Pat Green	1991-94	35
6.	Jonathan Perry	2011-13	33
7.	Bryan Ellis	2008-11	29
8.	Daniel Dixon	1997-00	25
	Lee Jolly	1997-99	25
10.	Austin Brown	2012-13	24

### SINGLE SEASON TOUCHDOWNS RESPONSIBLE FOR

1.	Joe Webb	2009	32
2.	<b>A.J. Erdely</b>	<b>2017</b>	<b>29</b>
3.	Darrell Hackney	2004	28
	Darrell Hackney	2005	28
5.	Bryan Ellis	2010	27
6.	John Whitcomb	1994	22
7.	Joe Webb	2008	21
	John Whitcomb	1993	21
9.	Cody Clements	2014	18
10.	Darrell Hackney	2002	16

MEDIA

SEASON  
REVIEW

STAFF

PLAYERS

HISTORY

#WinAsOne





## SINGLE GAME TOUCHDOWNS RESPONSIBLE FOR

T1.	Joe Webb vs. Florida Atlantic	2009	6 (4 pass, 2 rush)
	John Whitcomb vs. Prairie View A&M	1994	6 (6 pass)
	John Whitcomb vs. Prairie View A&M	1993	6 (6 pass)
4.	Bryan Ellis vs. East Carolina	2010	5 (5 pass)
5.	Darrell Hackney vs. TCU	2004	5 (5 pass)
<b>T6.</b>	<b>Tyler Johnston III vs. UTSA</b>	<b>2018</b>	<b>4 (3 pass, 1 rush)</b>
	<b>A.J. Erdely at North Texas</b>	<b>2017</b>	<b>4 (4 pass)</b>
	Cody Clements vs. North Texas	2014	4 (3 pass, 1 rush)
	Jonathan Perry at Memphis	2011	4 (4 pass)
	Joe Webb vs. UCF	2009	4 (3 pass, 1 rush)
	Joe Webb at Memphis	2009	4 (3 pass, 1 rush)
	Joe Webb vs. Rice	2009	4 (2 pass, 2 rush)
	Joe Webb vs. Memphis	2008	4 (1 pass, 3 rush)
	Chris Williams at Rice	2006	4 (4 pass)
	Darrell Hackney at Memphis	2005	4 (4 pass)
	Darrell Hackney at UTEP	2005	4 (4 pass)
	Darrell Hackney vs. Baylor	2004	4 (3 pass, 1 rush)
	Darrell Hackney at Army	2002	4 (4 pass)
	Daniel Dixon at UL Lafayette	1997	4 (3 rush, 1 pass)
	John Whitcomb at Butler	1993	4 (4 pass)
	Chris Bradford vs. Clinch Valley	1991	4 (4 pass)

## CAREER TOTAL OFFENSE PER GAME (MIN. 10 GAMES)

1.	Darrell Hackney	2002-05	243.4 (41 games)
2.	John Whitcomb	1992-94	232.5 (30 games)
3.	Joe Webb	2006-09	230.9 (37 games)
4.	Cody Clements	2014	217.0 (11 games)
<b>5.</b>	<b>A.J. Erdely</b>	<b>2017-</b>	<b>197.9 (22 games)</b>
6.	Jonathan Perry	2011-13	169.8 (30 games)
7.	Austin Brown	2012-13	169.8 (21 games)
8.	Bryan Ellis	2008-11	196.7 (19 games)
9.	Sam Hunt	2006-07	158.2 (19 games)
10.	Jeff Aaron	2000-01	150.4 (15 games)

## SINGLE SEASON TOTAL OFFENSE PER GAME (MIN. 5 GAMES)

1.	Joe Webb	2009	310.5 (12 games)
2.	Darrell Hackney	2005	298.6 (11 games)
3.	Joe Webb	2008	282.3 (12 games)
4.	Bryan Ellis	2010	269.9 (11 games)
5.	John Whitcomb	1993	258.7 (11 games)
6.	John Whitcomb	1994	257.9 (11 games)
7.	Darrell Hackney	2004	252.2 (12 games)
8.	Darrell Hackney	2003	243.4 (7 games)
9.	Cody Clements	2014	217.0 (11 games)
<b>10.</b>	<b>A.J. Erdely</b>	<b>2017</b>	<b>204.4 (13 games)</b>

## &lt;&lt;RECEIVING&gt;&gt;

## CAREER RECEPTIONS

1.	Derrick Ingram	1991-94	207
2.	Frantrell Forrest	2007-10	164
3.	Roddy White	2001-04	163
4.	Jackie Williams	2010-12	140
T5.	Cedrick Buchannon	1992-95	116
	J.J. Nelson	2011-14	116
7.	Patrick Hearn	2009-12	110
8.	Kennard Backman	2011-14	96
9.	Percy Coleman	1997-00	93
10.	Robert Porter	1991-94	92

## SINGLE SEASON RECEPTIONS

1.	Derrick Ingram	1994	83
2.	Derrick Ingram	1993	76
3.	Roddy White	2004	71
4.	Jackie Williams	2011	58
5.	<b>Andre Wilson</b>	<b>2017</b>	<b>54</b>
6.	Reggie Lindsey	2005	53
7.	Jackie Williams	2012	52
8.	Frantrell Forrest	2007	49
9.	Pat Shed	2010	47
10.	Nick Adams	2012	45

## SINGLE GAME RECEPTIONS

1.	Manuel Philpott vs. Hampden-Sydney	1991	13
T2.	Willie Quinnie at Army	2002	12
	Derrick Ingram vs. Prairie View A&M	1994	12
	Derrick Ingram vs. Prairie View A&M	1993	12
T5.	Pat Shed at East Carolina	2011	11
	Frantrell Forrest at Florida Atlantic	2008	11
T7.	<b>Collin Lisa vs. Savannah State</b>	<b>2018</b>	<b>10</b>
	J.J. Nelson at Troy	2013	10
	Jackie Williams vs. UCF	2011	10
	Rashaud Slaughter at SMU	2006	10
	Roddy White vs. Tulane	2004	10
	Roddy White vs. Southern Miss	2003	10

## MOST CAREER YARDS RECEIVING

1.	Derrick Ingram	1991-94	3,379
2.	Roddy White	2001-04	3,112
3.	J.J. Nelson	2011-14	2,273
4.	Frantrell Forrest	2007-10	2,215
5.	Jackie Williams	2010-12	1,733
6.	Cedrick Buchannon	1992-95	1,694
7.	Darius Malone	1996-99	1,596
8.	Willie Quinnie	2000-02	1,395
9.	Robert Porter	1991-94	1,207
10.	Reggie Lindsey	2004-05	1,205

## MOST SINGLE SEASON YARDS RECEIVING

1.	Derrick Ingram	1994	1,457
2.	Roddy White	2004	1,452
3.	Derrick Ingram	1993	1,115
4.	Reggie Lindsey	2005	978
5.	J.J. Nelson	2013	846
6.	Roddy White	2003	844
7.	Kevin Drake	1997	803
8.	Jackie Williams	2012	799
9.	Willie Edwards	2006	719
10.	<b>Andre Wilson</b>	<b>2017</b>	<b>677</b>

MEDIA

SEASON  
REVIEW

STAFF

PLAYERS

HISTORY

#WinAsOne



## MOST CAREER RECEIVING TOUCHDOWNS

1.	Derrick Ingram	1991-94	28
2.	Roddy White	2001-04	26
T3.	Frantrell Forrest	2007-09	20
	J.J. Nelson	2011-14	20
5.	Reggie Lindsey	2004-05	15
6.	Cedrick Buchannon	1992-95	14
7.	<b>Andre Wilson</b>	<b>2017-</b>	<b>11</b>
T8.	Patrick Hearn	2009-12	10
	Willie Quinnie	2000-02	10

## MOST SINGLE SEASON RECEIVING TOUCHDOWNS

1.	Roddy White	2004	14
2.	Derrick Ingram	1994	13
3.	Reggie Lindsey	2005	11
4.	Frantrell Forrest	2009	9
T5.	J.J. Nelson	2013	8
	Derrick Ingram	1993	8
T7.	Roddy White	2003	7
	Kevin Drake	1997	7
<b>T9.</b>	<b>Andre Wilson</b>	<b>2017</b>	<b>6</b>
	Willie Quinnie	2002	6

## MOST SINGLE GAME RECEIVING TOUCHDOWNS

1.	Derrick Ingram vs. Prairie View A&M	1994	4
T2.	Mike Jones at Southern Miss	2010	3
	Reggie Lindsey at UTEP	2005	3
	Roddy White vs. Memphis	2004	3
	Willie Quinnie at Army	2002	3
<b>T6.</b>	<b>Xavier Ubosi at Rice</b>	<b>2018</b>	<b>2</b>
	<b>Xavier Ubosi vs. UTSA</b>	<b>2018</b>	<b>2</b>
	<b>Andre Wilson at Texas A&amp;M</b>	<b>2018</b>	<b>2</b>
	<b>Andre Wilson at North Texas</b>	<b>2017</b>	<b>2</b>
	<b>Andre Wilson vs. Rice</b>	<b>2017</b>	<b>2</b>
	J.J. Nelson at Troy	2013	2
	J.J. Nelson vs. Southern Miss	2013	2
	J.J. Nelson vs. Tulsa	2012	2
	J.J. Nelson at Tulsa	2011	2
	J.J. Nelson at Memphis	2011	2
	Pat Shed at Rice	2010	2
	Frantrell Forrest vs. UTEP	2010	2
	Jeffery Anderson vs. East Carolina	2010	2
	Jackie Williams vs. Troy	2010	2
	Frantrell Forrest at Memphis	2009	2
	Frantrell Forrest, vs. Florida Atlantic	2009	2
	Frantrell Forrest vs. Rice	2009	2
	Jeffery Anderson vs. Alabama State	2008	2
	Frantrell Forrest at Tulsa	2007	2
	Mario Wright at Marshall	2007	2
	Reggie Lindsey at Memphis	2005	2
	Reggie Lindsey vs. SMU	2005	2
	Roddy White at Mississippi State	2004	2
	Roddy White vs. Houston	2004	2
	Roddy White vs. Cincinnati	2003	2
	Kevin Drake vs. Tennessee Tech	1997	2
	Kevin Drake vs. Western Kentucky	1997	2
	Kenny Causey vs. Vanderbilt	1996	2
	Keith Roland vs. UL Lafayette	1996	2
	Cedrick Buchannon vs. North Texas	1995	2
	Cedrick Buchannon vs. Prairie View A&M	1994	2
	Derrick Ingram vs. Wofford	1994	2
	Derrick Ingram vs. Prairie View A&M	1993	2
	Derrick Ingram at Butler	1993	2

## INDIVIDUAL RECORDS

### CAREER AVERAGE YARDS PER RECEPTION

1.	<b>Xavier Ubosi</b>	<b>2017-</b>	<b>20.43 (41 rec., 838 yards)</b>
2.	J.J. Nelson	2011-14	19.59 (116 rec., 2,273 yards)
3.	Roddy White	2001-04	19.09 (163 rec., 3,112 yards)
4.	Willie Edwards	2006	18.44 (39 rec., 719 yards)
5.	Darrius Malone	1996-99	17.73 (90 rec., 1,596 yards)
6.	Reggie Lindsey	2004-05	16.51 (73 rec., 1,205 yards)
7.	Derrick Ingram	1991-94	16.32 (207 rec., 3,379 yards)
8.	Willie Quinnie	2000-02	15.50 (90 rec., 1,395 yards)
9.	Cedrick Buchannon	1992-95	14.60 (116 rec., 1,694 yards)
10.	Patrick Hearn	2009-12	14.10 (110 rec. 1,551 yards)

### SINGLE SEASON AVERAGE YARDS PER RECEPTION

1.	Darrius Malone	1998	22.08 (24 rec., 530 yards)
2.	Kevin Drake	1997	21.66 (38 rec., 823 yards)
3.	<b>Xavier Ubosi</b>	<b>2018</b>	<b>21.78 (28 rec., 610 yards)</b>
4.	Roddy White	2003	21.64 (39 rec., 844 yards)
5.	J.J. Nelson	2011	21.06 (17 rec., 358 yards)
6.	Bradly Chavez	2004	20.71 (24 rec., 498 yards)
7.	Roddy White	2004	20.45 (71 rec., 1,452 yards)
8.	J.J. Nelson	2013	20.14 (42 rec., 846 yards)
9.	Kenny Causey	1996	20.08 (24 rec., 482 yards)
10.	J.J. Nelson	2012	18.82 (22 rec., 414 yards)

### CAREER RECEPTIONS BY A RUNNING BACK

1.	Robert Porter	1991-94	92
2.	Rashaud Slaughter	2006-09	81
T3.	Darrin Reaves	2011-13	77
	Percy Coleman	1997-00	77
5.	Pat Shed	2010-11	70
6.	Patrick Green	1991-94	69
7.	Lucious Foster	1996-98	41
8.	Corey White	2003-06	40
9.	Greg Franklin	2010-12	38
10.	Dan Burks	2002-06	35

### SINGLE SEASON RECEPTIONS BY A RUNNING BACK

1.	Pat Shed	2010	47 (471 yds.)
2.	Darrin Reaves	2012	41 (302 yds.)
3.	Robert Porter	1993	38 (486 yds.)
4.	Percy Coleman	2000	34 (256 yds.)
5.	James Jones	1991	32 (135 yds.)
T6.	Darrin Reaves	2013	29 (294 yds.)
	Rashaud Slaughter	2008	29 (176 yards)
T8.	Pat Shed	2011	23 (146 yds.)
	Robert Porter	1994	23 (319 yds.)
T10.	Rashaud Slaughter	2007	22 (123 yds.)
	Percy Coleman	1999	22 (124 yds.)
	Lucious Foster	1998	22 (136 yds.)
	Pat Green	1993	22 (195 yds.)

### SINGLE GAME RECEPTIONS BY A RUNNING BACK

1.	Pat Shed at East Carolina	2011	11 (62 yds.)
2.	Rashaud Slaughter at SMU	2006	10 (62 yds.)
3.	Pat Shed vs. East Carolina	2010	9 (84 yds.)
T4.	Percy Coleman at Arkansas State	1997	8 (39 yds.)
	Cedric Thatch at Cincinnati	1999	8 (56 yds.)
T6.	Darrin Reaves at Ohio State	2012	7 (42 yds.)
	Darrin Reaves at Tulane	2012	7 (55 yds.)
	Pat Shed at Rice	2010	7 (94 yds.)
	Pat Shed at Tennessee	2010	7 (58 yds.)
T10.	Darrin Reaves at UCF	2012	6 (52 yds.)
	Rashaud Slaughter at South Carolina	2008	6 (39 yds.)
	Percy Coleman vs. Memphis	2000	6 (40 yds.)
	Mike Coalson at Prairie View A&M	1994	6 (68 yds.)

MEDIA

SEASON  
REVIEW

STAFF

PLAYERS

HISTORY

#WinAsOne



## SINGLE GAME YARDS (GAMES WITH 100-PLUS YARDS)

1.	Derrick Ingram at Prairie View A&M	1994	289 (12 rec.)
2.	Roddy White at Tulane	2004	253 (10 rec.)
3.	Patrick Hearn at UCF	2012	201 (8 rec.)
4.	J.J. Nelson at Troy	2013	199 (10 rec.)
5.	<b>Xavier Ubosi at Rice</b>	<b>2018</b>	<b>196 (4 rec.)</b>
6.	Derrick Ingram at Butler	1993	194 (9 rec.)
7.	Kevin Drake vs. Tennessee Tech	1997	187 (6 rec.)
8.	Derrick Ingram vs. JSU	1994	186 (9 rec.)
9.	Reggie Lindsey vs. SMU	2005	184 (8 rec.)
10.	Derrick Ingram vs. Wofford	1994	179 (9 rec.)
11.	Derrick Ingram vs. Prairie View A&M	1993	178 (12 rec.)
12.	Roddy White vs. Memphis	2004	177 (8 rec.)
13.	Roddy White vs. Cincinnati	2003	171 (4 rec.)
T14.	Willie Quinnie vs. Army	2002	159 (12 rec.)
	Roddy White vs. East Carolina	2002	159 (8 rec.)
	Kevin Drake vs. Western Kentucky	1997	159 (5 rec.)
17.	Jackie Williams vs. Troy	2012	157 (6 rec.)
T18	Willie Quinnie vs. Houston	2002	156 (6 rec.)
	Derrick Ingram vs. Butler	1994	156 (8 rec.)
T20.	Derrick Ingram vs. Morehead State	1994	154 (5 rec.)
	Roddy White vs. Tulane	2002	154 (6 rec.)
22.	<b>Andre Wilson at North Texas</b>	<b>2017</b>	<b>150 (5 rec.)</b>
23.	Frantrell Forrest at FAU	2008	149 (11 rec.)
T24.	J.J. Nelson vs. Tulsa	2012	146 (4 rec.)
	Reggie Lindsey at UTEP	2005	146 (7 rec.)
	J.J. Nelson at Mississippi State	2014	144 (5 rec.)
27.	Jackie Williams at Tulane	2012	143 (6 rec.)
T28.	Darrius Malone vs. Kansas	1998	140 (5 rec.)
	Derrick Ingram vs. Lindenwood	1992	140 (7 rec.)
30.	Kevin Drake at Cincinnati	1997	137 (4 rec.)
31.	Nick Coon vs. Army	2003	136 (2 rec.)
32.	Derrick Ingram vs. MVSU	1994	135 (8 rec.)
33.	Reggie Lindsey vs. Rice	2005	133 (5 rec.)
34.	J.J. Nelson at Memphis	2011	133 (6 rec.)
35.	Roddy White at Southern Miss	2004	132 (4 rec.)
36.	Marcus McKinney at Char. So.	1993	131 (5 rec.)
T37.	Willie Edwards vs. UTEP	2006	130 (6 rec.)
	Roddy White vs. TCU	2004	130 (4 rec.)
T39.	Frantrell Forrest at Memphis	2009	129 (7 rec.)
	Cedrick Buchannon at Prairie View A&M	1994	129 (6 rec.)
T41.	J.J. Nelson vs. Rice	2013	127 (5 rec.)
	Jhun Cook vs. Southern Miss	2005	127 (6 rec.)
T43.	Manuel Philpott at Hampden Sydney	1991	126 (13 rec.)
	Willie Quinnie vs. Chattanooga	2000	126 (8 rec.)
	Darrius Malone at Tulane	1999	126 (4 rec.)
	J.J. Nelson at FAU	2014	125 (6 rec.)
T47.	Patrick Hearn vs. Memphis	2010	123 (4 rec.)
	Roddy White at Mississippi State	2004	123 (7 rec.)
49.	Frantrell Forrest at Mississippi State	2007	122 (7 rec.)
T50.	Roddy White at USF	2003	121 (5 rec.)
	Willie Quinnie vs. East Carolina	2002	121 (3 rec.)
52.	Darrius Malone vs. Middle Tennessee	1998	119 (6 rec.)
53.	J.J. Nelson vs. Southern Miss	2013	117 (5 rec.)
54.	Cedrick Buchannon at North Texas	1995	116 (6 rec.)
55.	Darrius Malone at Cincinnati	1997	114 (7 rec.)
56.	Roddy White at Hawaii	2004	113 (6 rec.)
T57.	J.J. Nelson at Tulsa	2011	111 (2 rec.)
	Reggie Lindsey at Memphis	2005	111 (7 rec.)
	Roddy White vs. Southern Miss	2003	111 (10 rec.)



## INDIVIDUAL RECORDS

MEDIA

SEASON  
REVIEW

STAFF

PLAYERS

HISTORY

#WinAsOne



T60.	Frantrell Forrest at Tennessee	2010	109 (7 rec.)
	Percy Coleman vs. SW La.	1998	109 (2 rec.)
62.	Patrick Hearn vs. Troy	2012	108 (7 rec.)
63.	Derrick Ingram at Kansas	1994	107 (7 rec.)
T64.	J.J. Nelson vs. Tulsa	2012	106 (6 rec.)
	Joe Webb vs. Tulane	2007	106 (6 rec.)
	Roddy White vs. USF	2004	106 (7 rec.)
<b>T67.</b>	<b>Andre Wilson vs. Louisiana Tech</b>	<b>2017</b>	<b>105 (8 rec.)</b>
	<b>Collin Lisa at North Texas</b>	<b>2017</b>	<b>105 (4 rec.)</b>
	Darrius Malone vs. Houston	1999	105 (3 rec.)
T70.	Derrick Ingram at Charleston So.	1993	104 (7 rec.)
	J.J. Nelson vs. North Texas	2014	104 (4 rec.)
72.	Jamari Staples at Troy	2013	103 (6 rec.)
	Derrick Ingram at Ferrum	1992	103 (5 rec.)
T74.	Steven Brown at Rice	2006	102 (4 rec.)
	Lamar Lee at Troy	1995	102 (5 rec.)
76.	Jamarcus Nelson at UTSA	2013	101 (5 rec.)
T77.	Willie Edwards at UCF	2006	100 (5 rec.)
	Henry Ray at Virginia-Wise	1992	100 (6 rec.)

### CAREER RECEIVING YARDS BY A RUNNING BACK

1.	Robert Porter	1991-94	1,207
2.	Darrin Reaves	2011-13	652
3.	Pat Shed	2010-11	617
4.	Percy Coleman	1997-00	615
5.	Rashaud Slaughter	2006-09	585
6.	Patrick Green	1991-94	536
7.	Greg Franklin	2010-12	522
8.	Dan Burks	2002-06	410
9.	Corey White	2003-06	287
10.	Lucious Foster	1996-98	284

### SINGLE SEASON RECEIVING YARDS BY A RUNNING BACK

1.	Robert Porter	1993	486 (38 rec.)
2.	Pat Shed	2010	471 (47 rec.)
3.	Robert Porter	1994	319 (23 rec.)
4.	Darrin Reaves	2012	302 (41 rec.)
5.	Darrin Reaves	2013	294 (29 rec.)
6.	Greg Franklin	2011	284 (21 rec.)
7.	Percy Coleman	2000	256 (34 rec.)
8.	Pat Green	1994	206 (20 rec.)
9.	Pat Green	1993	195 (22 rec.)
10.	Greg Franklin	2012	190 (12 rec.)

### CAREER TOUCHDOWN RECEPTIONS BY A RUNNING BACK

T1.	Pat Shed	2010-11	4
	Pat Green	1991-94	4
T3.	Darrin Reaves	2011-13	3
	Percy Coleman	1997-00	3
	Robert Porter	1991-94	3
T6.	Rashaud Slaughter	2006-09	2
	Corey White	2003-06	2
	Keith Roland	1995-96	2
	Jordan Howard	2013-14	2
<b>T10.</b>	<b>Donnie Lee</b>	<b>2017-pres.</b>	<b>1</b>
	<b>Lucious Stanley</b>	<b>2017-pres.</b>	<b>1</b>

### SINGLE SEASON TOUCHDOWN RECEPTIONS BY A RUNNING BACK

1.	Pat Shed	2010	4
T2.	Keith Roland	1996	3
	Pat Green	1991	3
4.	Darrin Reaves	2013	2
T5.	Jordan Howard	2013	1

Jordan Howard	2014	1
<b>Donnie Lee</b>	<b>2017</b>	<b>1</b>
<b>Lucious Stanley</b>	<b>2017</b>	<b>1</b>

**SINGLE GAME TOUCHDOWN RECEPTIONS BY A RUNNING BACK**

T1. Pat Shed at Rice	2010	2
Keith Roland vs. SW La.	1996	2
<b>T2. Donnie Lee vs. Rice</b>	<b>2017</b>	<b>1</b>
<b>Lucious Stanely at North Texas</b>	<b>2017</b>	<b>1</b>

**CAREER YARDS PER RECEPTION BY A RUNNING BACK**

1. Greg Frankin	2010-12	13.74 (522 yds. 38 rec.)
2. Robert Porter	1991-94	13.12 (1,207 yds. on 92 rec.)
3. Jordan Howard	2013-14	11.92 (155 yds. on 13 rec.)
4. Dan Burks	2002-06	11.71 (410 yds. on 35 rec.)
5. Pat Shed	2010-11	8.81 (617 yds. on 70 rec.)
6. Darrin Reaves	2011-13	8.47 (652 yds. on 77 rec.)
7. Percy Coleman	1997-00	7.99 (615 yds. on 77 rec.)
8. Pat Green	1991-94	7.77 (536 yds. on 69 rec.)
9. Rashaud Slaughter	2006-09	7.22 (585 yds. on 81 rec.)
10. Corey White	2003-06	7.18 (287 yds. on 40 rec.)

**SINGLE SEASON YARDS PER RECEPTION BY A RUNNING BACK**

1. Dan Burks	2006	20.71 (145 yds. on 7 rec.)
2. Greg Franklin	2012	15.83 (190 yds. on 12 rec.)
3. Robert Porter	1992	14.42 (346 yds. on 24 rec.)
4. Robert Porter	1994	13.87 (319 yds. on 23 rec.)
5. Robert Porter	1993	12.79 (486 yds. on 38 rec.)
6. Rashaud Slaughter	2009	12.36 (173 yds. on 14 rec.)
7. Trey Chaney	2003	11.17 (134 yds. on 12 rec.)
8. Dan Burks	2004	10.67 (160 yds. on 15 rec.)
9. Pat Green	1994	10.30 (206 yds. on 20 rec.)
10. Darrin Reaves	2013	10.13 (294 yds. on 29 rec.)

**<<KICKOFF RETURNS>>****CAREER KICKOFF RETURNS**

1. Frantrell Forrest	2007-10	96
2. Jason Southall	2001-04	90
3. J.J. Nelson	2011-14	76
T4. Cedrick Buchannon	1992-95	59
Omar Parker	1995-98	59
6. Maurice Gallery	1998-01	49
T7. Cedric Thatch	1997-00	47
Darrin Reaves	1991	47
9. Reggie Lindsey	2004-05	36
10. <b>Andre Wilson</b>	<b>2017-</b>	<b>34</b>
Pat Shed	2010-11	34

**SINGLE SEASON KICKOFF RETURNS**

1. Frantrell Forrest	2008	35
2. Pat Shed	2010	33
3. Jason Southall	2002	32
4. J.J. Nelson	2013	27
5. Frantrell Forrest	2007	26
T6. Maurice Gallery	1998	25
Darrin Reaves	1991	25
8. Jason Southall	2001	23
T9. J.J. Nelson	2014	22
Reggie Lindsey	2004	22
Jason Southall	2003	22

**SINGLE GAME KICKOFF RETURNS**

1. J.J. Nelson vs. Southern Miss	2013	9
2. Frantrell Forrest at Southern Miss	2008	8
3. Pat Shed vs. East Carolina	2010	7
T4. Frantrell Forrest at Texas A&M	2009	6

## INDIVIDUAL RECORDS

	Jason Southall vs. Florida State	2001	6
	Maurice Gallery at Cincinnati	1999	6
	Robert Davis at Kansas	1994	6
	Cedrick Buchannon at Samford	1992	6
T9.	Andre Wilson at Ball State	2017	5
	Jamarcus Nelson vs. Houston	2011	5
	Nick Adams vs. Tulane	2011	5

### MOST CAREER KICKOFF RETURN YARDAGE

1.	Jason Southall	2001-04	2,092
2.	Frantrell Forrest	2007-10	2,076
3.	J.J. Nelson	2011-14	1,932
4.	Cedrick Buchannon	1992-95	1,288
5.	Omar Parker	1995-98	1,076
6.	Maurice Gallery	1998-01	1,058
7.	Cedric Thatch	1997-00	1,009
8.	Reggie Lindsey	2004-05	839
9.	Marculus Elliott	2004-06	762
10.	Pat Shed	2010-11	753

### MOST SINGLE SEASON KICKOFF RETURN YARDAGE

1.	J.J. Nelson	2014	843
2.	Jason Southall	2002	768
3.	Frantrell Forrest	2008	746
4.	Pat Shed	2010	738
5.	Maurice Gallery	1998	623
6.	J.J. Nelson	2013	614
7.	Jason Southall	2001	584
8.	Frantrell Forrest	2007	573
9.	Reggie Lindsey	2004	560
10.	Reggie Jones	2007	521

### MOST SINGLE GAME KICKOFF RETURN YARDAGE

1.	J.J. Nelson at WKU	2014	196
2.	Nick Adams vs. Tulane	2011	194
3.	Frantrell Forrest vs. Tulsa	2008	190
4.	J.J. Nelson vs. Southern Miss	2013	186
5.	J.J. Nelson at Troy	2013	168
6.	J.J. Nelson at Southern Miss	2014	159
7.	Frantrell Forrest at Michigan State	2007	156
8.	J.J. Nelson vs. Louisiana Tech	2014	145
9.	Jason Southall vs. UCF	2001	145
T10.	Cedrick Buchannon at SW La.	1995	145
	Cedrick Buchannon at Samford	1992	145

### CAREER KICKOFF RETURN AVERAGE

1.	J.J. Nelson	2011-14	25.42 (76-1,932)
2.	Jackie Williams	2010-12	23.38 (16-374)
3.	Reggie Lindsey	2004-05	23.31 (36-839)
4.	Jason Southall	2001-03	23.24 (77-1,792)
5.	Pat Shed	2010-11	22.15 (34-753)
6.	Cedrick Buchannon	1992-95	21.83 (59-1,288)
7.	Darrin Reaves	1991	21.67 (24-520)
8.	Frantrell Forrest	2007-09	21.63 (81-1,757)
9.	Maurice Gallery	1998-01	21.59 (49-1,058)
10.	Omar Parker	1995-98	21.51 (41-860)

### SINGLE SEASON KICKOFF RETURN AVERAGE (MIN. 15 RETURNS)

1.	J.J. Nelson	2014	38.32 (22-843)
2.	Reggie Lindsey	2004	25.45 (22-560)
3.	Jason Southall	2001	25.39 (23-584)
4.	Maurice Gallery	1998	24.92 (25-623)
5.	Jason Southall	2002	24.00 (32-768)
6.	Cedrick Buchannon	1994	23.93 (14-335)
7.	Cedric Thatch	1999	23.56 (18-424)
T8.	Jonathan Haden	2017	22.80 (16-365)

MEDIA

SEASON  
REVIEW

STAFF

PLAYERS

HISTORY

#WinAsOne



## INDIVIDUAL RECORDS

	Nick Adams	2011	22.80 (20-456)
10.	J.J. Nelson	2013	22.74 (27-614)

### MOST CAREER KICKOFF RETURN TOUCHDOWNS

1.	J.J. Nelson	2011-13	5
2.	Frantrell Forrest	2007-09	2
T3.	Nick Adams	2010-12	1
	Derrick Ingram	1991-94	1
	Darrin Reaves	1991	1

### MOST SINGLE SEASON KICKOFF RETURN TOUCHDOWNS

1.	J.J. Nelson	2014	4
T2.	J.J. Nelson	2013	1
	Nick Adams	2010	1
	Frantrell Forrest	2008	1
	Frantrell Forrest	2007	1
	Derrick Ingram	1994	1
	Darrin Reaves	1991	1

### MOST SINGLE GAME KICKOFF RETURN TOUCHDOWNS

T1.	J.J. Nelson (5x), Last vs. USM	2014	1
	Frantrell Forrest vs. Tulsa	2008	1
	Frantrell Forrest vs. Tulane	2007	1
	Derrick Ingram vs. Morehead State	1994	1
	Darrin Reaves vs. Hastings	1991	1

## <<PUNT RETURNS>>

### CAREER PUNT RETURNS

T1.	Cedrick Buchannon	1992-95	76
	Lucious Foster	1996-98	76
3.	Willie Quinnie	2000-02	42
4.	Reggie Lindsey	2004-05	39
5.	J.J. Nelson	2011-14	35
T6.	Torrey Hale	2000-01	32
	Rodregis Brooks	1996-99	32
8	<b>Andre Wilson</b>	<b>2017-</b>	<b>31</b>
9.	Jackie Williams	2010-12	29
T10.	Kevin Sanders	2005-08	25
	Kenny Causey	1996	25

### SINGLE SEASON PUNT RETURNS

1.	J.J. Nelson	2014	26
T2.	Willie Quinnie	2002	25
	Kenny Causey	1996	25
4.	Reggie Lindsey	2004	24
5.	Cedrick Buchannon	1995	23
6.	Lucious Foster	1997	22
T7.	Cedrick Buchannon	1992	21
	Manuel Philpott	1991	21
T9.	Rodregis Brooks	1999	20
	Torrey Hale	2000	20

### SINGLE GAME PUNT RETURNS

1.	Rodregis Brooks at Arkansas State	1997	10
2.	Percy Coleman vs. UL Lafayette	2000	8
3.	<b>Andre Wilson vs. Alabama A&amp;M</b>	<b>2017</b>	<b>7</b>
T4.	Jason Southall at Memphis	2003	6
	Lucious Foster vs. WKU	1997	6
	Eric Nation vs. Prairie View A&M	1993	6
T7.	J.J. Nelson vs. FIU	2014	5
	Kevin Sanders vs. Alcorn State	2007	5
	Reggie Lindsey vs. Cincinnati	2004	5
	Lance Rhodes	2003	5
	Willie Quinnie at Tulane	2002	5
	Torrey Hale vs. Memphis	2000	5
	Torrey Hale vs. Middle Tennessee	2000	5

## INDIVIDUAL RECORDS

### MOST CAREER PUNT RETURN YARDAGE

1.	Cedrick Buchannon	1992-95	830
2.	Lucious Foster	1996-98	487
3.	Willie Quinnie	2000-02	462
4.	Rodregis Brooks	1996-99	456
5.	J.J. Nelson	2011-14	375
6.	Reggie Lindsey	2004-05	320
7.	<b>Andre Wilson</b>	<b>2017-</b>	<b>291</b>
8.	Jackie Williams	2010-12	278
9.	Kevin Sanders	2005-08	276
10.	Torrey Hale	2000-01	252

### MOST SINGLE SEASON PUNT RETURN YARDAGE

1.	Rodregis Brooks	1999	350
2.	Cedrick Buchannon	1995	312
3.	J.J. Nelson	2014	277
4.	Cedrick Buchannon	1992	276
5.	Willie Quinnie	2002	257
6.	Reggie Lindsey	2004	243
7.	Lucious Foster	1997	225
8.	Lucious Foster	1998	210
9.	Willie Quinnie	2001	205
10.	Kenny Causey	1996	196

### MOST SINGLE GAME PUNT RETURN YARDAGE

1.	Cedrick Buchannon at Lindenwood	1992	118
2.	Cedrick Buchannon vs. Charleston So.	1995	113
3.	Cedrick Buchannon vs. Wofford	1995	105
T4.	Jackie Williams at Troy	2011	99
	Rodregis Brooks vs. ULM	1999	99
6.	Willie Quinnie at Tulane	2002	94
7.	Jackie Williams vs. Marshall	2012	82
8.	Rodregis Brooks vs. East Carolina	1999	80
T9.	Kevin Sanders at Marshall	2007	79
	Reggie Lindsey at Cincinnati	2004	79

### CAREER PUNT RETURN AVERAGE

1.	Rodregis Brooks	1996-99	14.25 (32-456)
2.	Willie Quinnie	2000-02	11.00 (42-462)
3.	Cedrick Buchannon	1992-95	10.92 (76-830)
4.	J.J. Nelson	2011-14	10.71 (35-375)
5.	Lucious Foster	1996-98	10.59 (46-87)
6.	Jackie Williams	2010-12	9.59 (29-278)
7.	<b>Andre Wilson</b>	<b>2017-</b>	<b>9.09 (32-291)</b>
8.	Reggie Lindsey	2004-05	8.21 (39-320)
8.	Kevin Sanders	2005-08	8.12 (34-276)
10.	Torrey Hale	2000-01	7.88 (32-252)

### SINGLE SEASON PUNT RETURN AVERAGE (MIN. 10 RETURNS)

1.	Rodregis Brooks	1999	17.50 (20-350)
2.	Cedrick Buchannon	1995	13.57 (23-312)
3.	Cedrick Buchannon	1992	13.14 (21-276)
4.	Lucious Foster	1998	12.35 (17-210)
5.	Willie Quinnie	2001	12.06 (17-205)
6.	Jackie Williams	2011	11.00 (12-132)
7.	J.J. Nelson	2014	10.65 (26-277)
8.	Kevin Sanders	2007	10.60 (15-159)
9.	Willie Quinnie	2002	10.28 (25-242)
10.	Lucious Foster	1997	10.23 (22-225)

### MOST CAREER PUNT RETURN TOUCHDOWNS

1.	Cedrick Buchannon	1992	3
T2.	J.J. Nelson	2013	1
	Jackie Williams	2012	1
	Kevin Sanders	2007	1
	Cedrick Buchannon	1992	1

MEDIA

SEASON  
REVIEW

STAFF

PLAYERS

HISTORY

#WinASone





Reggie Lindsey	2004	1
Tony Reed	1992	1

**MOST SINGLE SEASON PUNT RETURN TOUCHDOWNS**

1. Cedrick Buchannon	1995	2
T2. J.J. Nelson	2013	1
Jackie Williams	2012	1
Kevin Sanders	2007	1
Cedrick Buchannon	1992	1
Reggie Lindsey	2004	1
Tony Reed	1992	1

**MOST SINGLE GAME PUNT RETURN TOUCHDOWNS**

T1. J.J. Nelson vs. NWn (La.) State	2013	1 (63 yds.)
Jackie Williams vs. Marshall	2012	1 (79 yds.)
Kevin Sanders at Marshall	2007	1 (58 yds.)
Reggie Lindsey at Mississippi State	2004	1 (67 yds.)
Cedrick Buchannon vs. Charleston So.	1995	1 (69 yds.)
Cedrick Buchannon vs. Wofford	1995	1 (77 yds.)
Cedrick Buchannon at Lindenwood	1992	1 (84 yds.)
Tony Reed vs. Millsaps	1992	1 (51 yds.)

**<<ALL-PURPOSE>>****MOST CAREER ALL-PURPOSE PLAYS (RUSHING/RECEIVING/RETURNS)**

1. Pat Green	1991-94	699
2. Joe Webb	2006-09	548
3. Darrin Reaves	2011-13	543
4. Dan Burks	2002-06	526
<b>5. Spencer Brown</b>	<b>2017-</b>	<b>508</b>
5. Jegil Dugger	1998-01	477
6. Jordan Howard	2013-14	464
7. Corey White	2003-06	449
8. Lucious Foster	1996-983	393
9. Rashaud Slaughter	2006-09	381

**MOST SINGLE SEASON ALL-PURPOSE PLAYS (RUSHING/RECEIVING/RETURNS)**

1. Jordan Howard	2014	315
2. Darrin Reaves	2012	257
<b>3. Spencer Brown</b>	<b>2018</b>	<b>254</b>
<b>Spencer Brown</b>	<b>2017</b>	<b>254</b>
5. Joe Webb	2009	229
6. Jegill Dugger	2001	228
7. Pat Green	1993	220
8. Pat Green	1991	215
9. Pat Shed	2010	204
10. Darrin Reaves	2013	201

**MOST SINGLE GAME ALL-PURPOSE PLAYS (RUSHING/RECEIVING/RETURNS)**

1. Jordan Howard vs. Marshall	2014	41 (39 run, 2 rec.)
2. Darrin Reaves vs. Marshall	2012	38 (32 run, 6 rec.)
3. Darrin Reaves at Southern Miss	2012	36 (35 run, 1 rec.)
4. Lucious Foster vs. JSU	1997	35 (31 run, 3 rec, 1 pr)
T5. Pat Shed vs. East Carolina	2010	34 (18 run, 9 rec., 7 kr)
Pat Shed at Southern Miss	2010	34 (29 run, 3 rec., 2 kr)
<b>T7. Spencer Brown at Southern Miss</b>	<b>2017</b>	<b>33 (33 rush)</b>
Lucious Foster vs. WKU	1997	33 (25 run, 6 pr, 2 kr)
Pat Green at Clinch Valley	1992	33 (33 run)
10. Pat Green at Hampden Sydney	1991	32 (29 run, 3 rec)

## INDIVIDUAL RECORDS

### MOST CAREER ALL-PURPOSE YARDS

1.	J.J. Nelson	2011-14	4,670
2.	Frantrell Forrest	2007-10	4,458
3.	Cedrick Buchannon	1992-95	3,823
4.	Derrick Ingram	1991-94	3,580
5.	Pat Green	1991-94	3,353
6.	Joe Webb	2006-09	3,245
7.	Roddy White	2001-04	3,219
8.	Darrin Reaves	2011-13	3,048
9.	Dan Burks	2002-06	2,859
10.	Lucious Foster	1996-98	2,649

### MOST SINGLE SEASON ALL-PURPOSE YARDS

1.	Pat Shed	2010	2,125
2.	J.J. Nelson	2014	1,820
3.	Jordan Howard	2014	1,659
4.	J.J. Nelson	2013	1,570
5.	Derrick Ingram	1994	1,504
6.	Roddy White	2004	1,452
7.	Joe Webb	2009	1,439
8.	Lucious Foster	1997	1,424
9.	<b>Spencer Brown</b>	<b>2017</b>	<b>1,371</b>
10.	Darrin Reaves	2012	1,358

### MOST SINGLE GAME ALL-PURPOSE YARDS

1.	Pat Shed vs. East Carolina	2010	309 (81 rush, 84 rec., 144 KR)
2.	Derrick Ingram vs. Prairie View	1994	289 (289 rec.)
3.	Jordan Howard vs. So. Miss	2014	262 (262 rush)
	J.J. Nelson vs. Western KCU	2014	262 (18 rush, 43 rec., 196 KR, 5 PR)
5.	Roddy White at Tulane	2004	253 (253 rec.)
6.	Lucious Foster vs. WKU	1997	249 (154 rush, 62 PR, 33 KR)
7.	Carl Sanders vs. Charleston So.	1996	240 (240 rush)
8.	Pat Shed at Southern Miss	2010	235 (176 rushq, 21 rec., 38 KR)
9.	Frantrell Forrest vs. Tulsa	2008	232 (42 rec., 190 KR)
10.	Lucious Foster vs. UT Martin	1998	231 (181 rush, 50 PR)

### CAREER AVERAGE GAIN PER PLAY (MIN. 200 PLAYS)

1.	Derrick Ingram	1991-94	16.50 (3,580 yds., 217 plays)
2.	Frantrell Forrest	2007-10	15.44 (4,448 yds., 288 plays)
3.	Cedrick Buchannon	1992-95	15.11 (3,823 yds., 253 plays)
4.	Jackie Williams	2010-12	11.96 (2,511 yds., 210 plays)
5.	Pat Shed	2010-11	7.51 (2,510 yds., 334 plays)
6.	Robert Davis	1994, 96	6.87 (1,484 yds., 216 plays)
7.	Lucious Foster	1996-98	6.74 (2,649 yds., 393 plays)
8.	Joe Webb	2006-09	6.55 (8,081 yds., 1,233 plays)
9.	Cody Clements	2014	6.52 (2,387 yds., 366 plays)
10.	Jontahan Perry	2011-13	6.49 (5,094 yds, 785 plays)

### SINGLE SEASON AVERAGE GAIN PER PLAY (MIN. 100 PLAYS)

1.	Jackie Williams	2012	15.24 (1,358 yds on 76 plays)
2.	Pat Shed	2010	10.42 (2,125 yds on 204 plays)
3.	Lucious Foster	1997	7.12 (1,424 yds on 200 plays)
4.	Jontahan Perry	2013	7.08 (1,064 yds, 235)
5.	Robert Davis	1994	7.04 (781 yds on 111 plays)
6.	Carl Sanders	1996	6.86 (1,201 yds on 175 plays)
7.	Greg Franklin	2011	6.80 (714 yds on 105 plays)
8.	Lucious Foster	1998	6.65 (938 yds on 141 plays)
9.	Cody Clements	2014	6.52 (2,387 yds, 366 plays)
10.	Joe Webb	2009	6.28 (1,439 yds on 229 plays)

MEDIA

SEASON  
REVIEW

STAFF

PLAYERS

HISTORY

#WinASone



## CAREER AVERAGE GAIN PER GAME (MIN. 100 PLAYS)

1.	Pat Shed	2010-11	147.6 (2,510 yds. in 17 games)
2.	J.J. Nelson	2011-14	106.1 (4,670 in 44 games)
3.	Reggie Lindsey	2004-05	103.9 (2,371 yds. in 23 games)
4.	Frantrell Forrest	2007-10	99.1 (4,458 in 45 games)
5.	Cedrick Buchannon	1992-95	98.0 (3,823 yds. in 39 games)
6.	<b>Spencer Brown</b>	<b>2017-</b>	<b>97.58 (2,537 yds. in 13 games)</b>
7.	Lucious Foster	1996-98	94.6 (2,649 yds. in 28 games)
8.	Derrick Ingram	1991-94	91.9 (3,583 yds. in 39 games)
9.	Carl Sanders	1995-97	91.1 (1,366 yds. in 15 games)
10.	Pat Green	1991-94	88.2 (3,353 yds. in 38 games)

## &lt;&lt;PUNTING&gt;&gt;

## CAREER PUNTS

1.	Parker Mullins	2003-06	235
2.	Ross Stewart	1999-02	190
3.	Trey Ragland	2008-11	166
4.	Hunter Mullins	2012-14	160
5.	Chris Maye	1991-94	139
6.	Swayze Waters	2005-08	124
7.	Kevin Tatarek	1992-96	115
8.	Daniel Dixon	1997-00	89
9.	Lee Carter	1998-99	87
10.	Joel Dixon	2017	65

## SINGLE SEASON PUNTS

1.	Ross Stewart	2002	75
2.	Parker Mullins	2003	72
T3.	Swayze Waters	2007	69
	Daniel Dixon	1997	69
5.	Lee Carter	1999	67
T6.	Kevin Tatarek	1996	66
	Ross Stewart	2000	66
8.	<b>Joel Dixon</b>	<b>2017</b>	<b>65</b>
9.	Parker Mullins	2004	61
10.	Hunter Mullins	2014	59

## SINGLE GAME PUNTS

1.	Daniel Dixon at Virginia Tech	1997	11 (402 yds.)
T2.	Trey Ragland at Tulsa	2011	10 (411 yds.)
	Ross Stewart at LSU	2000	10 (409 yds.)
	Lee Carter vs. Houston	1999	10 (372 yds.)
	Wade Waldrop at East Carolina	1998	10 (346 yds.)
	Kevin Tatarek vs. Cincinnati	1996	10 (419 yds.)
	Chris Maye at Charleston So.	1991	10 (342 yds.)
T8.	Parker Mullins at TCU	2003	9 (345 yds.)
	Ross Stewart at Florida	2002	9 (383 yds.)
	Ross Stewart at UL Lafayette	2002	9 (368 yds.)
	Ross Stewart at Kansas	2000	9 (392 yds.)
	Lee Carter vs. Memphis	1999	9 (375 yds.)
	Daniel Dixon at Arkansas State	1997	9 (357 yds.)
	Kevin Tatarek at Vanderbilt	1996	9 (366 yds.)

## CAREER PUNTING YARDAGE

1.	Parker Mullins	2003-06	9,434
2.	Ross Stewart	1999-02	7,900
3.	Hunter Mullins	2012-14	7,090
4.	Trey Ragland	2008-11	6,918
5.	Swayze Waters	2005-08	5,255
6.	Chris Maye	1991-94	4,967
7.	Kevin Tatarek	1992-96	4,640
8.	Lee Carter	1998-99	3,471
9.	Daniel Dixon	1997-00	3,307
10.	Joel Dixon	2017	2,687

## INDIVIDUAL RECORDS

### SINGLE SEASON PUNTING YARDAGE

1.	Ross Stewart	2002	3,154 (75 punts)
2.	Parker Mullins	2003	2,962 (72 punts)
3.	Swayze Waters	2007	2,859 (69 punts)
4.	Lee Carter	1999	2,709 (67 punts)
5.	Kevin Tatarek	1996	2,699 (66 punts)
6.	<b>Joel Dixon</b>	<b>2017</b>	<b>2,687 (65 punts)</b>
7.	Daniel Dixon	1997	2,615 (69 punts)
8.	Hunter Mullins	2014	2,601 (59 punts)
9.	Parker Mullins	2004	2,460 (61 punts)
10.	Ross Stewart	2001	2,420 (57 punts)

### SINGLE GAME PUNTING YARDAGE

1.	Lee Carter at Virginia Tech	1999	429 (9 punts)
2.	Kevin Tatarek vs. Cincinnati	1996	419 (10 punts)
3.	Trey Ragland at Tulsa	2011	411 (10 punts)
4.	Ross Stewart at LSU	2000	409 (10 punts)
5.	Swayze Waters at Houston	2008	405 (8 punts)
6.	Daniel Dixon at Virginia Tech	1997	402 (11 punts)
7.	Ross Stewart at Kansas	2000	392 (9 punts)
8.	Kevin Tatarek at Maryland	1996	391 (8 punts)
9.	Ross Stewart at Florida	2002	383 (9 punts)
10.	Trey Ragland vs. Florida Atlantic	2010	382 (8 punts)

### SINGLE GAME PUNTING YARDAGE

1.	Lee Carter at Virginia Tech	1999	429 (9 punts)
2.	Kevin Tatarek vs. Cincinnati	1996	419 (10 punts)
3.	Trey Ragland at Tulsa	2011	411 (10 punts)
4.	Ross Stewart at LSU	2000	409 (10 punts)
5.	Swayze Waters at Houston	2008	405 (8 punts)
6.	Daniel Dixon at Virginia Tech	1997	402 (11 punts)
7.	Ross Stewart at Kansas	2000	392 (9 punts)
8.	Kevin Tatarek at Maryland	1996	391 (8 punts)
9.	Ross Stewart at Florida	2002	383 (9 punts)
10.	Trey Ragland vs. FAU	2010	382 (8 punts)

### CAREER AVERAGE YARDS PER PUNT

1.	Hunter Mullins	2011-14	44.31 (160-7,090)
2.	Swayze Waters	2005-08	42.38 (124-5,255)
3.	Trey Ragland	2008-11	41.67 (166-6,918)
4.	Ross Stewart	1999-02	41.58 (190-7,900)
5.	Joel Dixon	2017	41.30 (65-2,687)
6.	Kevin Tatarek	1992-96	40.35 (115-4,640)
7.	<b>Kyle Greenwell</b>	<b>2018-Present</b>	<b>40.34 (56-2,259)</b>
8.	Parker Mullins	2003-06	40.14 (235-9,434)
9.	Lee Carter	1998-99	39.90 (87-3,471)
10.	Daniel Dixon	1997-00	37.16 (89-3,307)

### SINGLE SEASON AVERAGE YARDS PER PUNT

1.	Hunter Mullins	2012	44.78 (50-2,239)
2.	Hunter Mullins	2014	44.08 (59-2,601)
3.	Swayze Waters	2008	43.56 (55-2,396)
4.	Hunter Mullins	2013	43.14 (51-2,200)
5.	Trey Ragland	2009	42.76 (55-2,352)
6.	Ross Stewart	2001	42.45 (57-2,420)
7.	Ross Stewart	2002	42.05 (75-3,154)
8.	Trey Ragland	2010	41.98 (55-2,309)
9.	Swayze Waters	2007	41.43 (69-2,859)
10.	Joel Dixon	2017	41.30 (65-2,687)

MEDIA

SEASON  
REVIEW

STAFF

PLAYERS

HISTORY

#WinAsOne



## SINGLE GAME AVERAGE YARDS PER PUNT (MIN. 4 PUNTS)

1.	Hunter Mullins at Houston	2012	54.25 (4-217)
2.	Swayze Waters at Houston	2008	50.63 (8-405)
3.	Swayze Waters vs. Memphis	2008	50.25 (4-201)
4.	Swayze Waters at Southern Miss	2008	49.00 (4-196)
5.	Kevin Tatarek at Maryland	1996	48.88 (8-391)
6.	Hunter Mullins vs. Troy	2012	48.75 (4-195)
7.	Trey Ragland at SMU	2010	48.60 (5-243)
8.	Joel Dixon vs. Middle Tenn.	2017	48.14 (7-337)
T9.	Hunter Mullins at Southern Miss	2012	48.00 (4-192)
	Hunter Mullins vs. Marshall	2014	48.00 (5-240)

## LONGEST PUNTS

1.	Ross Stewart vs. Southern Miss	2002	78
T2.	Trey Ragland at SMU	2010	75
	Lee Carter at Virginia Tech	1999	75
4.	Ross Stewart vs. Florida State	2001	68
5.	Swayze Waters at Houston	2008	67
6.	Ross Stewart vs. Louisville	2000	66
T7.	Hunter Mullins vs. FIU	2014	65
	Trey Ragland vs. Florida Atlantic	2010	65
9.	Swayze Waters at South Carolina	2008	65
10.	Ross Stewart vs. UL Lafayette	2000	63

## &lt;&lt;KICKING&gt;&gt;

## CAREER FIELD GOALS

1.	Ty Long	2011-14	59
2.	Nick Hayes	2001-04	57
3.	Swayze Waters	2005-08	50
4.	Kevin Thomason	1992-95	39
5.	Rhett Gallego	1998-01	30
6.	Jake Arians	1996-99	29
7.	<b>Nick Vogel</b>	<b>2017-pres.</b>	<b>25</b>
8.	Parker Mullins	2003-06	16

## SINGLE SEASON FIELD GOALS

1.	Swayze Waters	2007	22
T2.	Swayze Waters	2008	19
	Rhett Gallego	2000	19
T4.	Nick Hayes	2003	17
	Nick Hayes	2002	17
T6.	Ty Long	2013	16
	Ty Long	2011	16
8.	Kevin Thomason	1993	15
T9.	Ty Long	2012	14
	Josh Zahn	2009	14
	Parker Mullins	2005	14

## SINGLE GAME FIELD GOALS

T1.	Swayze Waters	2008	5 (at UCF)
	Swayze Waters	2007	5 (vs. Alcorn State)
3.	Rhett Gallego	2000	4 (vs. UL Lafayette)
T4.	14 players tied at 3		



## INDIVIDUAL RECORDS

LONGEST FIELD GOALS		
1.	Ty Long	2012 54 at Ohio State
2.	Ty Long	2012 53 vs. Southeastern La.
T3.	Swayze Waters	2007 52 vs. Alcorn State
	Swayze Waters	2007 52 at Tulsa
	Kevin Thomason	1994 52 vs. Mississippi Valley State
T6.	Josh Zahn	2009 51 vs. Southern Miss
	Nick Vogel	2018 51 vs. UTSA
T8.	Ty Long	2013 50 vs. Middle Tennessee
	Ty Long	2013 50 at Troy
	Swayze Waters	2008 50 at Houston
	Swayze Waters	2007 50 at Michigan State
	Nick Hayes	2003 50 vs. Army
	Nick Hayes	2001 50 vs. TCU
	Kevin Thomason	1994 50 (vs. Butler)

CAREER FIELD GOAL PERCENTAGE		
1.	Swayze Waters	2006-08 .781 (50-64)
2.	Ty Long	2011-14 .776 (59-76)
3.	Nick Hayes	2001-04 .770 (57-74)
4.	Parker Mullins	2003-06 .727 (16-22)
5.	Rhett Gallego	1998-01 .714 (30-42)
6.	Kevin Thomason	1992-95 .684 (39-57)
7.	Nick Vogel	2017-Present .658 (25-38)

SINGLE SEASON FIELD GOAL PERCENTAGE		
T1.	Rhett Gallego	2001 1.000 (14-14)
	Rhett Gallego	1998 1.000 (7-7)
3.	Nick Hayes	2003 .850 (17-20)
4.	Ty Long	2011 .842 (16-19)
5.	Ty Long	2012 .824 (14-17)
6.	Jake Arians	1999 .800 (12-15)
T7.	Swayze Waters	2008 .792 (19-24)
	Rhett Gallego	2000 .792 (19-24)
9.	Kevin Thomason	1993 .789 (15-19)
10.	Swayze Waters	2007 .786 (22-28)

MEDIA

SEASON  
REVIEW

STAFF

PLAYERS

HISTORY

#WinAsOne



## CAREER POINTS AFTER TOUCHDOWNS

1.	Ty Long	2011-14	145
2.	Kevin Thomason	1992-95	124
3.	Nick Hayes	2001-04	117
4.	<b>Nick Vogel</b>	<b>2014-Pres.</b>	<b>87</b>
5.	Jake Arians	1996-99	81
6.	Josh Zahn	2009-10	62
7.	Rhett Gallego	1998-01	56
T8.	Swayze Waters	2005-08	52
	Parker Mullins	2003-06	52

## SINGLE SEASON POINTS AFTER TOUCHDOWNS

<b>T1.</b>	<b>Nick Vogel</b>	<b>2018</b>	<b>47</b>
T1.	Ty Long	2014	47
3.	Nick Hayes	2004	45
<b>T4.</b>	<b>Nick Vogel</b>	<b>2017</b>	<b>40</b>
	Kevin Thomason	1993	40
6.	Ty Long	2012	39
T7.	Josh Zahn	2010	37
	Parker Mullins	2005	37
T9.	Ty Long	2013	35
	John Zahn	2009	35
10.	Kevin Thomason	1994	31

## SINGLE GAME POINTS AFTER TOUCHDOWNS

T1.	Ty Long	2014	8 vs. North Texas
	Josh Zahn	2009	8 vs. Florida Atlantic
	Nick Hayes	2004	8 vs. Baylor
<b>T4.</b>	<b>Nick Vogel</b>	<b>2018</b>	<b>7 vs. Savannah State</b>
	<b>Nick Vogel</b>	<b>2018</b>	<b>7 vs. UTSA</b>
	<b>Nick Vogel</b>	<b>2017</b>	<b>7 vs. Rice</b>
	Ty Long	2012	7 vs. Southeastern L.A.
	Nick Hayes	2004	7 at Tulane
	Jake Arians	1996	7 vs. Charleston Southern
	Kevin Thomason	1995	7 vs. Knoxville College
	Kevin Thomason	1993	7 vs. Prairie View A&M
	Kevin Thomason	1993	7 vs. Morehead State

## CAREER POINTS AFTER TOUCHDOWNS PERCENTAGE

1.	Ty Long	2011-14	.973 (145-149)
<b>T2.</b>	<b>Nick Vogel</b>	<b>2017-Present</b>	<b>.967 (87-90)</b>
T2.	Nick Hayes	2001-04	.967 (117-121)
4.	Parker Mullins	2003-06	.963 (52-54)
5.	Josh Zahn	2009-10	.947 (72-76)
6.	Jake Arians	1996-99	.942 (81-86)
7.	Rhett Gallego	1998-01	.949 (42-45)
8.	Josh Zahn	2009	.921 (35-38)
9.	Swayze Waters	2006-08	.912 (52-57)
10.	Kevin Thomas	1992-95	.849 (124-146)

## SINGLE SEASON POINTS AFTER TOUCHDOWNS PERCENTAGE

T1.	Ty Long	2013	1.00 (35-35)
	Parker Mullins	2005	1.00 (37-37)
	Nick Hayes	2002	1.00 (29-29)
	Nick Hayes	2001	1.00 (17-17)
	Rhett Gallego	2001	1.00 (14-14)
	Jake Arians	1998	1.00 (14-14)
	Jake Arians	1997	1.00 (24-24)
T8.	Ty Long	2014	.979 (47-48)
	<b>Nick Vogel</b>	<b>2018</b>	<b>.979 (47-48)</b>
10.	Josh Zahn	2010	.974(37-38)

## &lt;&lt;SCORING RECORDS&gt;&gt;

## CAREER POINTS

1.	Ty Long	2011-14	322
2.	Nick Hayes	2001-04	288
3.	Kevin Thomason	1992-95	241
4.	Pat Green	1991-94	240
5.	Swayze Waters	2005-08	212
6.	Derrick Ingram	1991-94	174
T7.	Joe Webb	2006-09	168
	Jake Arians	1996-99	168
T9.	J.J. Nelson	2011-14	162
	Corey White	2003-06	162
	<b>Nick Vogel</b>	<b>2014-Present</b>	<b>162</b>

## SINGLE SEASON POINTS

1.	<b>Spencer Brown</b>	<b>2018</b>	<b>96</b>
2.	Swayze Waters	2007	87
T3.	Ty Long	2014	86
	Kevin Thomason	1993	86
T5.	Jordan Howard	2014	84
	Darrin Reaves	2012	84
	Nick Hayes	2004	84
	Roddy White	2004	84
	Derrick Ingram	1994	84
10.	Ty Long	2013	83

## SINGLE GAME POINTS

T1.	D.J. Vinson vs. Alabama A&M	2014	30 (5 TDs)
	Keith Roland vs. UL Lafayette	1996	24 (4 TDs)
	Derrick Ingram at Prairie View	1994	24 (4 TDs)
T4.	<b>Spencer Brown</b>	<b>2018</b>	<b>18 (3 TDs)</b>
	<b>A.J. Erdely at Ball State</b>	<b>2017</b>	<b>18 (3 TDs)</b>
	<b>Spencer Brown vs. Rice</b>	<b>2017</b>	<b>18 (3 TDs)</b>
	Darrin Reaves at Tulane	2012	18 (3 TDs)
	Darrin Reaves vs. Tulsa	2012	18 (3 TDs)
	Mike Jones at Southern Miss	2010	18 (3 TDs)
	Jackie Williams vs. Troy	2010	18 (3 TDs)
	Joe Webb at Tulane	2008	18 (3 TDs)
	Joe Webb vs. Memphis	2008	18 (3 TDs)
	Corey White vs. Memphis	2006	18 (3 TDs)
	Corey White vs. South Florida	2004	18 (3 TDs)
	Reggie Lindsey at UTEP	2005	18 (3 TDs)
	Roddy White vs. Memphis	2004	18 (3 TDs)
	Willie Quinnie at Army	2002	18 (3 TDs)
	Daniel Dixon at UL Lafayette	1997	18 (3 TDs)
	Carl Sanders vs. Charleston So.	1996	18 (3 TDs)
	Robert Davis vs. LA Tech	1996	18 (3 TDs)
	Pat Green vs. Charleston So.	1994	18 (3 TDs)
	Pat Green at Charleston So.	1993	18 (3 TDs)
	Pat Green at Clinch Valley	1992	18 (3 TDs)
	David Thornton vs. Miles	1992	18 (3 TDs)
	Pat Green at Charleston So.	1991	18 (3 TDs)
	Pat Green at Hampden Sydney	1991	18 (3 TDs)

## MOST CAREER POINTS SCORED BY KICKING

1.	Ty Long	2011-14	322
2.	Nick Hayes	2001-04	288
3.	Kevin Thomason	1992-95	241
4.	Swayze Waters	2005-08	212
5.	Jake Arians	1996-99	168
6.	<b>Nick Vogel</b>	<b>2014-Pres.</b>	<b>162</b>
7.	Rhett Gallego	1998-01	146
8.	Parker Mullins	2003-06	100

MEDIA

SEASON  
REVIEW

STAFF

PLAYERS

HISTORY

#WinASone



## MOST SINGLE SEASON POINTS SCORED BY KICKING

1.	Swayze Waters	2007	87
T2.	Ty Long	2014	86
	Kevin Thomason	1993	86
4.	Nick Hayes	2004	84
T5.	Ty Long	2013	83
	<b>Nick Vogel</b>	<b>2018</b>	<b>83</b>
T7.	Ty Long	2012	81
	Swayze Waters	2008	81
T9.	Nick Hayes	2002	80
	Rhett Gallego	2000	80

## MOST SINGLE GAME POINTS SCORED BY KICKING

1.	Swayze Waters vs. Alcorn State	2007	16 (5 FG, 1 XP)
T2.	Swayze Waters at UCF	2008	15 (5 FG)
	Nick Hayes vs. Houston	2002	15 (3 FG, 6 XP)
	Rhett Gallego vs. USM	2000	15 (3 FG, 3 XP)
5.	Parker Mullins at Memphis	2005	13 (3 FG, 4 XP)
T6.	Josh Zahn vs. Southern Miss	2009	12 (3 FG, 3 XP)
	Swayze Waters at Tulsa	2007	12 (3 FG, 3 XP)
	Kevin Thomason vs. Charleston So.	1994	12 (2 FG, 4 XP)
	Kevin Thomason at MVSU	1993	12 (3 FG, 3 XP)

## MOST CAREER TOUCHDOWNS SCORED

1.	Pat Green	1991-94	39
2.	Derrick Ingram	1991-94	29
T3.	Darrin Reaves	2011-13	28
	Joe Webb	2006-09	28
T5.	J.J. Nelson	2011-14	27
	Corey White	2003-06	27
T7.	<b>Spencer Brown</b>	<b>2017-Present</b>	<b>26</b>
	Roddy White	2001-04	26
	Frantrell Forrest	2007-10	26
10.	<b>A.J. Erdely</b>	<b>2017-Present</b>	<b>18</b>

## MOST SINGLE SEASON TOUCHDOWNS SCORED

1.	<b>Spencer Brown</b>	<b>2018</b>	<b>16</b>
T2.	Jordan Howard	2014	14
	Darrin Reaves	2013	14
	Darrin Reaves	2012	14
	Roddy White	2004	14
	Derrick Ingram	1994	14
	Pat Green	1991	14
8.	<b>A.J. Erdely</b>	<b>2017</b>	<b>13</b>
9.	Joe Webb	2009	12
10.	Joe Webb	2008	11

## MOST SINGLE GAME TOUCHDOWNS SCORED

1.	D.J. Vinson vs. Alabama A&M	2014	5 (5 rush)
T2.	Norris Drinkard at Tulane	2004	4 (3 rush, 1 rec)
	Keith Roland vs. SW Louisiana	1996	4 (2 rush, 2 rec)
4.	Derrick Ingram at Prairie View	1994	4 (4 rec)
T5.	<b>Spencer Brown vs. N. Texas</b>	<b>2018</b>	<b>3 (3 rush)</b>
	<b>A.J. Erdely at Ball State</b>	<b>2017</b>	<b>3 (3 rush)</b>
	<b>Spencer Brown vs. Rice</b>	<b>2017</b>	<b>3 (3 rush)</b>
	Darrin Reaves vs. Tulsa	2012	3 (3 rush)
	Darrin Reaves at Tulane	2012	3 (3 rush)
	Mike Jones at Southern Miss	2010	3 (3 rec)
	Jackie Williams vs. Troy	2010	3 (1 rush, 2 rec)
	Joe Webb at Tulane	2008	3 (3 rush)
	Joe Webb vs. Memphis	2008	3 (3 rush)
	Corey White vs. Memphis	2006	3 (3 rush)
	Reggie Lindsey at UTEP	2005	3 (3 rec.)
	Corey White vs. South Florida	2004	3 (3 rush)

## INDIVIDUAL RECORDS

### LONGEST SCORING PLAY (RUSHING)

1.	Percy Coleman	1999	72 vs. ULM
2.	Joe Webb	2009	71 vs. Rice
3.	Dan Burks	2004	69 vs. Baylor
4.	Joe Webb	2009	65 vs. Florida Atlantic
5.	Ernest Ross	1997	62 at UL Lafayette
6.	Carl Sanders	1996	58 vs. UL Lafayette
T7.	Cedric Thomas	1998	57 vs. Tennessee Tech
	Carl Sanders	1996	57 vs. Arkansas State
9.	Jordan Howard	2014	55 vs. Troy
10.	Pat Green	1992	54 vs. Charleston So.

### LONGEST SCORING PLAY (PASSING)

T1.	<b>A.J. Erdely to X. Ubosi</b>	<b>2018</b>	<b>95 at Rice</b>
	D. Hackney to R. White	2003	95 vs. Cincinnati
	J. Whitcomb to D. Ingram	1994	95 vs. Jacksonville State
4.	D. Hackney to W. Quinnie	2002	94 vs. East Carolina
5.	C. Williams to N. Coon	2003	91 vs. Army
6.	D.Hackney to R. Lindsey	2005	89 vs. SMU
7.	J. Briscoe to J.J. Nelson	2014	88 at Mississippi State
8.	C. Clements to J. MaGee	2014	81 at Mississippi State
9.	L. Jolly to P. Coleman	1998	80 vs. UL Lafayette
10.	D. Dixon to D. Malone	1999	79 vs. Houston

### LONGEST SCORING PLAY (INTERCEPTION RETURN)

1.	Marquis Coleman	2009	99 at UTEP
2.	Adrian Singleton	1999	96 at Cincinnati
3.	Rodregis Brooks	1999	91 vs. East Carolina
4.	Dwight Platt	1998	87 vs. UT Martin
5.	Iell Reese	1997	85 at Arkansas State
6.	Wes Foss	2000	72 at Army
7.	Terry Dollerson	1993	68 vs. Dayton
8.	<b>Brontae Harris</b>	<b>2017</b>	<b>64 vs. Rice</b>
T9.	T.J. Ballou	2011	52 vs. Troy
	Jamie Bender	1997	52 at Southern Miss

### LONGEST SCORING PLAY (FUMBLE RETURN)

1.	Chris Brown	2002	91 vs. Troy
2.	Brandon Register	2006	67 at Southern Miss.
3.	Jake Ganus	2014	56 vs. Louisiana Tech
4.	<b>Garrett Marino</b>	<b>2018</b>	<b>48 vs. Tulane</b>
5.	Chris Felder	2006	44 (at UCF)
6.	Jovanti Morris	2014	43 vs. North Texas
7.	Pat Burchfield	2000	42 at Kansas
8.	Andrew Kopecky	2001	36 vs. Army
9.	Avery Warner	2000	21 at Cincinnati

### LONGEST SCORING PLAY (KICKOFF RETURN)

T1.	J.J. Nelson	2014	100 (at Western Kentucky)
	J.J. Nelson	2014	100 (at Arkansas)
	J.J. Nelson	2014	100 (vs. Louisiana Tech)
4.	J.J. Nelson	2014	99 (at Southern Miss)
5.	J.J. Nelson	2013	97 (at Troy)
T6.	Nick Adams	2011	92(vs. Tulane)
	Fantrell Forrest	2007	92 (vs. Tulane)
8.	Fantrell Forrest	2008	90 (vs. Tulsa)
9.	Darrin Reaves	1991	82 (vs. Hastings)
10.	Jason Southall	2002	44 (vs. Louisville)

### LONGEST SCORING PLAY (PUNT RETURN)

1.	Cedrick Buchannon	1992	83 (vs. Lindenwood)
2.	Jackie Williams	2012	79 (vs. Marshall)
3.	Cedrick Buchannon	1995	77 (vs. Wofford)
4.	Cedrick Buchannon	1995	68 (vs. Charleston Southern)
5.	Reggie Lindsey	2004	67 (at Mississippi State)
6.	J.J. Nelson	2013	63 (vs. Northwestern (La.) State)
7.	Willie Quinnie	2002	60 (at Tulane)





## &lt;&lt;DEFENSE&gt;&gt;

## CAREER TACKLES

1.	Marvin Burdette	2009-12	406
2.	Zac Woodfin	2001-04	372
3.	Nigel Eldridge	2001-04	321
4.	Joe Henderson	2005-08	294
5.	Will Dunbar	2005-08	290
6.	Alan Willis	1994-97	289
7.	Izell Reese	1994-97	276
8.	Josh Evans	1991-94	274
9.	Wayne White	1991-94	266
10.	Adrian Singleton	1998-01	253

## SINGLE SEASON TACKLES

1.	Marvin Burdette	2012	157
2.	Zac Woodfin	2003	149
3.	Nigel Eldridge	2003	128
4.	Will Dunbar	2007	122
5.	Zac Woodfin	2002	120
6.	Jamie Bender	2011	119
T7.	Marvin Burdette	2010	114
	Brian Smith	1997	114
9.	Rod Taylor	2001	110
10.	Joe Henderson	2007	109

## SINGLE GAME TACKLES

1.	Marvin Burdette	2012	24 (at Tulane)
2.	Josh Evans	1992	21 (at Tennessee Wesleyan)
T3.	Marvin Burdette	2010	20 (vs. Marshall)
	Rod Taylor	2001	20 (at Southern Miss)
	Perry Collier	1995	20 (at Middle Tennessee)
T6.	Nigel Eldridge	2003	18 (at TCU)
	Izell Reese	1995	18 (at Western Kentucky)
T8.	Marvin Burdette	2012	17 (vs. Marshall)
	Marvin Burdette	2012	17 (vs. East Carolina)
	Marvin Burdette	2012	17 (at Houston)
	Marvin Burdette	2010	17 (at Rice)
	Will Dunbar	2007	17 (vs. Houston)
	Will Dunbar	2007	17 (at Florida State)
	Rod Taylor	2001	17 (at Southern Miss.)
	Shannon Monroe	1997	17 (at Cincinnati)
	Brian Smith	1997	17 (at Arizona)
	Alan Willis	1996	17 (at Maryland)
	Alan Willis	1995	17 (vs. Jacksonville State)

## CAREER SOLO TACKLES

1.	Marvin Burdette	2009-12	236
2.	Zac Woodfin	2001-04	224
3.	Izell Reese	1994-97	180
4.	Nigel Eldridge	2001-03	179
5.	Chris Brown	1999-02	176
6.	Alan Willis	1994-97	173
7.	Will Dunbar	2005-08	169
8.	Dominique Cosper	2002-04	168
9.	Wayne White	1991-94	166
10.	Josh Evans	1991-94	165

## INDIVIDUAL RECORDS

SINGLE SEASON SOLO TACKLES		
1.	Zac Woodfin	2003
2.	Marvin Burdette	2012
3.	Marvin Burdette	2010
4.	Zac Woodfin	2002
5.	Thurman Pearson	2002
T6.	Dominique Cosper	2004
	Brian Smith	1997
8.	Avery Warner	2001
T9.	Jamie Bender	2011
	Will Dunbar	2007
	Nigel Eldridge	2002

SINGLE GAME SOLO TACKLES		
1.	Rod Taylor	2001
2.	Brian Smith	1997
3.	Alan Willis	1997
4.	Marvin Burdette	2010
T5.	Thurman Pearson	2002
	Avery Warner	2001
	Kerry Frazier	1995
	Terry Dollerson	1994
	Drew Lofstad	1994
	Josh Evans	1993
	Wayne White	1991
	Wayne White	1991

CAREER ASSISTED TACKLES		
1.	Marvin Burdette	2009-12
2.	Zac Woodfin	2001-04
3.	Nigel Eldridge	2001-04
4.	Joe Henderson	2005-08
5.	Will Dunbar	2005-08
6.	Alan Willis	1994-97
7.	Josh Evans	1991-94
T8.	Brian Smith	1996-98
	Shamar Abrams	2001-04
	Wayne White	1991-94

CAREER SACKS		
1.	Bryan Thomas	1998-01
2.	Rodney Foster	1991-94
3.	Larry McSwain	2004-06
T4.	Robert Leslie	1993-95
	Josh Evans	1991-94
6.	Diaheem Watkins	2011-14
7.	Bryant Turner	2007-10
8.	Eddie Freeman	1998-01
9.	Jermaine McElveen	2003-05

SINGLE SEASON SACKS		
1.	Bryan Thomas	2001
T2.	Larry McSwain	2004
	Robert Leslie	1995
4.	Rodney Foster	1993
T5.	Diaheem Watkins	2014
	Bryan Thomas	2000
7.	<b>Jamell Garcia-Williams</b>	<b>2018</b>
8.	Josh Evans	1993
T9.	<b>Tre' Crawford</b>	<b>2018</b>
	Rodney Foster	1991

MEDIA

SEASON  
REVIEW

STAFF

PLAYERS

HISTORY

#WinASone



## SINGLE GAME SACKS

T1.	Josh Evans at Butler.	1993	4
	Rodney Foster at Washington & Lee	1991	4
T3.	On Several Occasions		3

## CAREER INTERCEPTIONS

1.	Don Blackmon	1991-94	16
2.	Kevin Sanders	2005-08	15
3.	Rodregis Brooks	1996-99	14
4.	Tommy Harrison	1991-94	10
T5.	Chris Brown	1999-02	9
	Dainon Sidney	1996-97	9
7.	Will Dunbar	2005-08	8
T8.	Marquis Coleman	2008-11	7
	Wes Foss	1998-01	7
	Izell Reese	1994-97	7

## SINGLE SEASON INTERCEPTIONS

1.	Rodregis Brooks	1999	9
T2.	Kevin Sanders	2008	7
	Don Blackmon	1993	7
T4.	Darius Williams	2017	5
	Dainon Sidney	1996	5
	Tommy Harrison	1993	5
	Don Blackmon	1991	5
T8.	Chris Brown	2002	4
	Dwight Platt	1998	4
	Dainon Sidney	1997	4
	Izell Reese	1994	4
	Jody Evans	1993	4

## SINGLE GAME INTERCEPTIONS

1.	Don Blackmon vs. Lane	1992	3
T2.	Marquis Coleman vs. UCF	2009	2
	Brandon Carlisle at South Carolina	2008	2
	Kevin Sanders at Tulane	2008	2
	Kevin Sanders at Tulsa	2007	2
	Brandon Register at Tennessee	2005	2
	Adrian Singleton at LSU	2000	2
	Kris Neal at Cincinnati	1999	2
	Rodregis Brooks at Virginia Tech	1999	2
	Dwight Platt vs. UT-Martin	1998	2
	Omar Parker vs. UL-Lafayette	1996	2
	Dainon Sidney vs. WKU	1996	2

## CAREER FUMBLES RECOVERED

T1.	Greg Irvin	2009-12	7
	Jackie Hurst	1991-95	7
	Terry Dollerson	1991-94	7
	Wayne White	1991-94	7
T5.	Marvin Burdette	2009-12	4
	T.J. Ballou	2010-11	4
	Josh Evans	1991-94	4
	Rodney Foster	1991-94	4

## SINGLE SEASON FUMBLES RECOVERED

1.	Greg Irvin	2011	5
T2.	T.J. Ballou	2011	4
	Wayne White	1993	4
4.	Shannan Dodson	1992	3

## SINGLE GAME FUMBLES RECOVERED

1.	Greg Irvin at East Carolina	2011	4
T2.	T.J. Ballou at Tulsa	2011	2
	James Lewis at Louisiana-Lafayette	1997	2

## &lt;&lt;YEAR-BY-YEAR RECORDS&gt;&gt;

**JIM  
HILYER**

1991-94 (Four Seasons)  
Overall Record: 27-12-2  
Winning Percentage: .658

Year	Record	Pct.	Division
1991	4-3-2	.555	NCAA III
1992	7-3-0	.700	NCAA III
1993	9-2-0	.818	NCAA I-AA
1994	7-4-0	.636	NCAA I-AA

**1991**

5-3-2 (DIVISION III)

DATE	OPPONENT	SCORE
Sept. 7	at Millsaps	L, 0-28
<b>Sept. 14</b>	<b>Evangel</b>	<b>L, 10-28</b>
Sept. 21	at Washington & Lee	W, 34-21
Sept. 28	at Hampden-Sydney	T, 35-35
<b>Oct. 12</b>	<b>Lindenwood</b>	<b>T, 17-17</b>
Oct. 19	at Charleston So.	W, 33-19
<b>Oct. 26</b>	<b>Ferrum</b>	<b>L, 7-35</b>
<b>Nov. 2</b>	<b>Albany Turner</b>	<b>W, 75-0</b>
<b>Nov. 9</b>	<b>Hastings</b>	<b>W, 9-7</b>
<b>Nov. 16</b>	<b>Clinch Valley</b>	<b>W, 25-6</b>

**1992**

7-3 (DIVISION III)

DATE	OPPONENT	SCORE
<b>Sept. 5</b>	<b>Millsaps</b>	<b>W, 28-0</b>
<b>Sept. 12</b>	<b>Gallaudet</b>	<b>W, 44-6</b>
<b>Sept. 19</b>	<b>Lane</b>	<b>W, 26-6</b>
Sept. 26	at Tennessee Wesleyan	L, 12-16
<b>Oct. 3</b>	<b>Miles</b>	<b>W, 30-6</b>
<b>Oct. 17</b>	<b>Charleston Southern</b>	<b>W, 39-7</b>
Oct. 24	at Ferrum	L, 17-31
Oct. 31	at Samford	L, 3-49
Nov. 7	at Lindenwood	W, 41-12
Nov. 14	at Clinch Valley	W, 31-30

**1993**

9-2 (DIVISION I-AA)

DATE	OPPONENT	SCORE
<b>Sept. 6</b>	<b>Troy State</b>	<b>L, 3-37</b>
<b>Sept. 11</b>	<b>Morehead State</b>	<b>W, 52-14</b>
Sept. 25	at Western Kentucky	L, 13-40
Oct. 2	at Miles	W, 31-6
<b>Oct. 9</b>	<b>Lambuth</b>	<b>W, 40-14</b>
Oct. 16	at MVSU	W, 30-13
Oct. 23	at Charleston So.	W, 48-20
Oct. 30	at Wofford	W, 23-11
Nov. 6	at Butler	W, 31-27
<b>Nov. 13</b>	<b>Dayton</b>	<b>W, 27-19</b>
<b>Nov. 20</b>	<b>Prairie View A&amp;M</b>	<b>W, 58-12</b>

**1994**

7-4 (DIVISION I-AA)

DATE	OPPONENT	SCORE
Sept. 3	at Alabama State	L, 24-27
Sept. 10	at Dayton	W, 28-10
<b>Sept. 17</b>	<b>Jacksonville State</b>	<b>L, 12-28</b>
Sept. 24	at Kansas	L, 0-72
<b>Oct. 1</b>	<b>Western Kentucky</b>	<b>L, 22-31</b>
<b>Oct. 8</b>	<b>Wofford</b>	<b>W, 34-27</b>

<b>Oct. 15</b>	<b>MVSU</b>	<b>W, 24-14</b>
<b>Oct. 22</b>	<b>Charleston Southern</b>	<b>W, 54-14</b>
Oct. 29	at Morehead State	W, 36-15
<b>Nov. 5</b>	<b>Butler</b>	<b>W, 19-14</b>
Nov. 19	at Prairie View A&M	W, 48-6

**WATSON  
BROWN**

1995-2006 (12 Seasons)  
Overall Record: 62-74-0  
Winning Percentage: .456

Year	Record	Pct.	Division
1995	5-6-0	.455	NCAA I-AA
1996	5-6-0	.455	NCAA I-A
1997	5-6-0	.455	NCAA I-A
1998	4-7-0	.364	NCAA I-A
1999	5-6-0	.455	NCAA I-A
2000	7-4-0	.636	NCAA I-A
2001	6-5-0	.545	NCAA I-A
2002	5-7-0	.417	NCAA I-A
2003	5-7-0	.417	NCAA I-A
2004	7-5-0	.583	NCAA I-A
2005	5-6-0	.455	NCAA I-A
2006	3-9-0	.250	NCAA I-A

**1995**

5-6 (DIVISION I-AA)

DATE	OPPONENT	SCORE
<b>Sept. 2</b>	<b>Alabama State</b>	<b>L, 13-3</b>
Sept. 9	at UL Lafayette	L, 21-56
<b>Sept. 16</b>	<b>Jacksonville State</b>	<b>L, 26-28</b>
Sept. 23	at Western Kentucky	L, 18-32
Sept. 30	at Middle Tennessee	L, 13-28
<b>Oct. 7</b>	<b>Wofford</b>	<b>W, 28-0</b>
Oct. 14	at North Texas	W, 19-14
Oct. 28	at Troy	L, 7-60
<b>Nov. 4</b>	<b>Charleston Southern</b>	<b>W, 40-14</b>
<b>Nov. 11</b>	<b>Knoxville College</b>	<b>W, 61-8</b>
<b>Nov. 18</b>	<b>Miles College</b>	<b>W, 37-8</b>

**1996**

5-6 (DIVISION I-A)

DATE	OPPONENT	SCORE
Aug. 31	at #18 Auburn	L, 0-29
Sept. 7	at Maryland	L, 15-39
<b>Sept. 14</b>	<b>Arkansas State</b>	<b>W, 42-17</b>
<b>Sept. 21</b>	<b>Jacksonville State</b>	<b>W, 24-17</b>
<b>Oct. 5</b>	<b>Western Kentucky</b>	<b>W, 24-0</b>
<b>Oct. 19</b>	<b>UL-Lafayette</b>	<b>W, 39-29</b>
Oct. 26	at Louisiana Tech	L, 31-35
Nov. 2	at Vanderbilt	L, 15-31
<b>Nov. 9</b>	<b>UCF</b>	<b>L, 13-35</b>
<b>Nov. 16</b>	<b>Cincinnati</b>	<b>L, 14-34</b>
<b>Nov. 21</b>	<b>Charleston Southern</b>	<b>W, 49-13</b>

**1997**

5-6 (DIVISION I-A)

DATE	OPPONENT	SCORE
Aug. 28	at Kansas	L, 0-24
Sept. 6	at Memphis	L, 7-28
Sept. 13	at Arizona	L, 10-24



# YEAR-BY-YEAR RECORDS

<b>Sept. 20</b>	<b>Jacksonville State</b>	<b>W, 34-16</b>
Sept. 27	at UL Lafayette	W, 42-7
<b>Oct. 4</b>	<b>Western Kentucky</b>	<b>W, 20-16</b>
Oct. 11	at Cincinnati	L, 29-33
Nov. 1	at #22 Virginia Tech	L, 0-37
<b>Nov. 8</b>	<b>Louisiana Tech</b>	<b>L, 29-32</b>
<b>Nov. 15</b>	<b>Tennessee Tech</b>	<b>W, 38-14</b>
Nov. 22	at Arkansas State	W, 13-7

## 1998 4-7 (DIVISION I-A)

DATE	OPPONENT	SCORE
Sept. 5	at #3 Nebraska	L, 7-38
<b>Sept. 19</b>	<b>Tennessee Tech</b>	<b>W, 38-6</b>
<b>Sept. 26</b>	<b>Kansas (4 OT)</b>	<b>L, 37-39</b>
<b>Oct. 3</b>	<b>UL-Lafayette</b>	<b>W, 24-13</b>
Oct. 10	at East Carolina	L, 7-26
Oct. 17	at Louisiana Tech	L, 23-54
<b>Oct. 24</b>	<b>#21 Virginia Tech</b>	<b>L, 0-41</b>
Oct. 31	at Northeast Louisiana	L, 14-20
Nov. 7	at #2 Tennessee	L, 13-37
<b>Nov. 14</b>	<b>Middle Tennessee</b>	<b>W, 26-17</b>
<b>Nov. 21</b>	<b>UT-Martin</b>	<b>W, 48-17</b>

## 1999 5-6, 4-2 C-USA

DATE	OPPONENT	SCORE
Sept. 4	at Missouri	L, 28-31
Sept. 11	at #11 Virginia Tech	L, 10-31
<b>Sept. 25</b>	<b>Houston*</b>	<b>W, 29-10</b>
<b>Oct. 2</b>	<b>Louisiana Monroe</b>	<b>W, 47-0</b>
<b>Oct. 9</b>	<b>Memphis*</b>	<b>L, 14-38</b>
Oct. 16	at Cincinnati* (OT)	W, 24-21
Oct. 23	at Wake Forest	L, 3-47
Oct. 30	at Louisville*	L, 14-23
<b>Nov. 6</b>	<b>#17 East Carolina*</b>	<b>W, 36-17</b>
<b>Nov. 13</b>	<b>Louisiana Tech</b>	<b>L, 20-41</b>
Nov. 20	at Tulane*	W, 23-20 (OT)

\*Conference USA Game

## 2000 7-4, 3-4 C-USA

DATE	OPPONENT	SCORE
<b>Sept. 7</b>	<b>Chattanooga</b>	<b>W, 20-15</b>
Sept. 16	at Kansas*	L, 20-23
Sept. 23	at LSU	W, 13-10
<b>Sept. 30</b>	<b>UL-Lafayette</b>	<b>W, 47-2</b>
<b>Oct. 7</b>	<b>Louisville*</b>	<b>L, 17-38</b>
<b>Oct. 14</b>	<b>Memphis*</b>	<b>W, 13-9</b>
<b>Oct. 21</b>	<b>Middle Tennessee</b>	<b>W, 14-9</b>
Oct. 28	at East Carolina*	W, 16-13
Nov. 4	at Cincinnati*	L, 21-33
<b>Nov. 11</b>	<b>Southern Miss*</b>	<b>L, 30-33 (OT)</b>
Nov. 18	at Army	W, 27-7

\*Conference USA Game

## 2001 6-5, 5-2 C-USA

DATE	OPPONENT	SCORE
<b>Aug. 30</b>	<b>Montana State</b>	<b>W, 41-13</b>
Sept. 8	at Florida State	L, 7-29
<b>Sept. 22</b>	<b>Army*</b>	<b>W, 55-3</b>
Sept. 29	at Southern Miss*	L, 0-3
Oct. 6	at UCF	L, 7-24
<b>Oct. 13</b>	<b>Cincinnati*</b>	<b>L, 17-31</b>

<b>Oct. 20</b>	<b>Tulane*</b>	<b>W, 34-27</b>
Oct. 27	at Memphis*	W, 17-14
<b>Nov. 10</b>	<b>TCU*</b>	<b>W, 37-17</b>
Nov. 17	at Houston*	W, 43-21
Dec. 1	at Pittsburgh	L, 6-24

\*Conference USA Game

## 2002 5-7, 4-4 C-USA

DATE	OPPONENT	SCORE
Aug. 31	at #6 Florida	L, 3-51
<b>Sept. 7</b>	<b>Troy</b>	<b>W, 27-26</b>
<b>Sept. 14</b>	<b>Pittsburgh</b>	<b>L, 20-26</b>
Sept. 21	at UL Lafayette	L, 0-34
<b>Sept. 28</b>	<b>Mephis*</b>	<b>W, 31-17</b>
<b>Oct. 12</b>	<b>Houston*</b>	<b>W, 51-34</b>
Oct. 19	at Tulane*	L, 14-35
Oct. 26	at Army*	W, 29-26
<b>Nov. 9</b>	<b>Southern Miss*</b>	<b>L, 13-20</b>
<b>Nov. 16</b>	<b>East Carolina*</b>	<b>W, 36-29</b>
Nov. 23	at Louisville*	L, 21-41
Nov. 30	at Cincinnati*	L, 23-31

\*Conference USA Game

## 2003 5-7, 4-4 C-USA

DATE	OPPONENT	SCORE
Aug. 30	at Baylor	W, 24-19
<b>Sept. 4</b>	<b>Southern Miss*</b>	<b>L, 12-17</b>
<b>Sept. 13</b>	<b>Troy</b>	<b>L, 9-20</b>
Sept. 20	at South Carolina	L, 10-42
Oct. 4	at Memphis*	W, 24-10
<b>Oct. 11</b>	<b>Cincinnati*</b>	<b>W, 31-14</b>
Oct. 18	at TCU*	L, 24-27
Oct. 25	at #4 Georgia	L, 13-16
<b>Nov. 1</b>	<b>Army*</b>	<b>W, 24-9</b>
<b>Nov. 8</b>	<b>Tulane*</b>	<b>L, 24-38</b>
Nov. 22	at USF*	W, 22-19
Nov. 29	at Houston*	L, 28-56

\*Conference USA Game

## 2004 7-5, 5-3 C-USA

DATE	OPPONENT	SCORE
<b>Sept. 4</b>	<b>Baylor</b>	<b>W, 56-14</b>
Sept. 18	at #4 Florida State	L, 7-34
<b>Sept. 25</b>	<b>Memphis*</b>	<b>W, 35-28</b>
Oct. 2	at Cincinnati*	W, 30-27
Oct. 9	at Mississippi State	W, 27-13
<b>Oct. 15</b>	<b>TCU*</b>	<b>W, 41-25</b>
Oct. 23	at Tulane*	L, 55-59
<b>Nov. 3</b>	<b>USF*</b>	<b>L, 20-45</b>
<b>Nov. 13</b>	<b>Houston*</b>	<b>W, 20-7</b>
Nov. 20	at Army*	W, 20-14
Nov. 27	at Southern Miss*	L, 21-26
Dec. 24	at Hawaii^	L, 40-59

\* - Conference USA Game

^ - Sheraton Hawaii Bowl

## 2005 5-6, 3-5 C-USA

DATE	OPPONENT	SCORE
Sept. 3	at #3 Tennessee	L, 10-17
Sept. 10	at Troy	W, 27-7
<b>Sept. 17</b>	<b>Jacksonville State</b>	<b>W, 35-28</b>



## YEAR-BY-YEAR RECORDS

<b>Oct. 1</b>	<b>Rice*</b>	<b>W, 45-26</b>
<b>Oct. 8</b>	<b>SMU*</b>	<b>L, 27-28</b>
Oct. 15	at Marshall*	L, 19-20
Oct. 21	Southern Miss*	L, 28-37
Nov. 1	at Memphis*	W, 37-20
<b>Nov. 12</b>	<b>UCF*</b>	<b>L, 21-27</b>
Nov. 19	at #24 UTEP*	W, 35-23
Nov. 26	at East Carolina*	L, 23-31

\*Conference USA Game

### 2006

3-9, 2-6 C-USA

DATE	OPPONENT	SCORE
Sept. 2	at #5 Oklahoma	L, 17-24
<b>Sept. 9</b>	<b>East Carolina*</b>	<b>W, 17-12</b>
Sept. 16	at #9 Georgia	L, 0-34
<b>Sept. 23</b>	<b>Mississippi State</b>	<b>L, 10-16</b>
<b>Sept. 30</b>	<b>Troy</b>	<b>W, 21-3</b>
<b>Oct. 7</b>	<b>Memphis*</b>	<b>W, 35-29</b>
Oct. 14	at Rice*	L, 33-34
<b>Oct. 21</b>	<b>Marshall*</b>	<b>L, 24-31</b>
Oct. 31	at SMU*	L, 9-22
<b>Nov. 10</b>	<b>UTEP*</b>	<b>L, 17-36</b>
Nov. 18	at Southern Miss*	L, 20-25
Nov. 25	at UCF*	L, 22-31

\*Conference USA Game



### NEIL CALLAWAY

Overall Record: 18-42-0  
Winning Percentage: .300  
2007-11 (Five Seasons)

Year	Record	Pct.	Division
2007	2-10-0	.167	NCAA I-A
2008	4-8-0	.333	NCAA I-A
2009	5-7-0	.417	NCAA I-A
2010	4-8-0	.333	NCAA I-A
2011	3-9-0	.250	NCAA I-A

### 2007

2-10, 1-7 C-USA

DATE	OPPONENT	SCORE
Sept. 1	at Michigan State	L, 18-55
Sept. 8	at Florida State	L, 24-34
<b>Sept. 15</b>	<b>Alcorn State</b>	<b>W, 22-0</b>
Sept. 29	at Tulsa*	L, 30-38
Oct. 6	at Mississippi State	L, 13-30
<b>Oct. 13</b>	<b>Tulane*</b>	<b>W, 26-21</b>
<b>Oct. 20</b>	<b>Houston*</b>	<b>L, 10-49</b>
Oct. 27	at East Carolina*	L, 6-41
<b>Nov. 3</b>	<b>Southern Miss*</b>	<b>L, 7-37</b>
<b>Nov. 10</b>	<b>UCF*</b>	<b>L, 31-45</b>
Nov. 17	at Memphis*	L, 9-25
Nov. 24	at Marshall*	L, 39-46

\*Conference USA Game

### 2007

4-8, 3-5 C-USA

DATE	OPPONENT	SCORE
<b>Aug. 30</b>	<b>Tulsa*</b>	<b>L, 22-45</b>
Sept. 6	at Florida Atlantic	L, 34-49
Sept. 13	at Tennessee	L, 3-35
<b>Sept. 20</b>	<b>Alabama State</b>	<b>W, 45-10</b>
Sept. 27	at South Carolina	L, 13-26

<b>Oct. 2</b>	<b>Memphis*</b>	<b>L, 30-33</b>
Oct. 8	at Houston*	L, 20-45
<b>Oct. 18</b>	<b>Marshall*</b>	<b>W, 23-21</b>
Nov. 1	at Southern Miss*	L, 14-70
Nov. 15	at Tulane*	W, 41-24
<b>Nov. 22</b>	<b>East Carolina*</b>	<b>L, 13-17</b>
Nov. 29	at UCF*	W, 15-0

\*Conference USA Game

### 2009

5-7, 4-4 C-USA

DATE	OPPONENT	SCORE
<b>Sept. 5</b>	<b>Rice*</b>	<b>W, 44-24</b>
<b>Sept. 12</b>	<b>SMU*</b>	<b>L, 33-35</b>
Sept. 19	at Troy	L, 14-27
Sept. 26	at Texas A&M	L, 19-56
<b>Oct. 1</b>	<b>Southern Miss*</b>	<b>W, 30-17</b>
Oct. 17	at Ole Miss	L, 13-48
Oct. 24	at Marshall*	L, 7-27
Oct. 31	at UTEP*	W, 38-33
<b>Nov. 7</b>	<b>Florida Atlantic</b>	<b>W, 56-29</b>
Nov. 14	at Memphis*	W, 31-21
Nov. 21	at East Carolina*	L, 21-37
<b>Nov. 28</b>	<b>UCF*</b>	<b>L, 27-34</b>

\*Conference USA Game

### 2010

4-8, 3-5 C-USA

DATE	OPPONENT	SCORE
<b>Sept. 2</b>	<b>Florida Atlantic</b>	<b>L, 31-32</b>
Sept. 11	at SMU*	L, 7-28
<b>Sept. 18</b>	<b>Troy</b>	<b>W, 34-33</b>
Sept. 25	at Tennessee	L, 29-32 (2 OT)
Oct. 6	at UCF*	L, 7-42
<b>Oct. 16</b>	<b>UTEP*</b>	<b>W, 21-6</b>
Oct. 23	at Mississippi State	L, 24-29
Oct. 30	at Southern Miss* W, 50-49 (OT)	
<b>Nov. 6</b>	<b>Marshall*</b>	<b>L, 17-31</b>
<b>Nov. 11</b>	<b>East Carolina*</b>	<b>L, 42-54</b>
<b>Nov. 20</b>	<b>Memphis*</b>	<b>W, 31-15</b>
Nov. 27	at Rice*	L, 23-28

\*Conference USA Game

### 2011

3-9, 3-5 C-USA

DATE	OPPONENT	SCORE
Sept. 10	at Florida	L, 0-39
<b>Sept. 17</b>	<b>Tulane*</b>	<b>L, 10-49</b>
Sept. 24	at East Carolina*	L, 23-28
Oct. 1	at Troy	L, 23-24
<b>Oct. 8</b>	<b>Mississippi State</b>	<b>L, 3-21</b>
Oct. 15	at Tulsa*	L, 20-37
<b>Oct. 20</b>	<b>UCF*</b>	<b>W, 26-34</b>
Oct. 29	at Marshall*	L, 14-59
<b>Nov. 5</b>	<b>Houston*</b>	<b>L, 13-56</b>
Nov. 12	at Memphis*	W, 41-35
<b>Nov. 17</b>	<b>Southern Miss*</b>	<b>W, 34-31</b>
Nov. 26	at Florida Atlantic*	L, 35-38

\*Conference USA Game

MEDIA  
SEASON  
REVIEW

STAFF

PLAYERS

HISTORY

#WinASone





## GARRICK MCGEE

Overall Record: 5-19-0  
Winning Percentage: .208  
2012-13 (Two Seasons)

Year	Record	Pct.	Division
2012	3-9-0	.250	NCAA I-A
2013	2-10	.167	NCAA I-A

### 2012

3-9, 2-6 C-USA

DATE	OPPONENT	SCORE
Sept. 1	Troy	L, 29-39
Sept. 15	at #8 South Carolina	L, 6-49
Sept. 22	at #16 Ohio State	L, 15-29
Sept. 29	Tulsa*	L, 42-49
Oct. 6	Southeastern Louisiana	W, 52-3
Oct. 13	at Houston*	L, 17-39
Oct. 20	East Carolina*	L, 35-42
Oct. 27	at Tulane*	L, 45-55
Nov. 3	at Southern Miss*	W, 27-19
Nov. 10	Marshall*	W, 38-31
Nov. 17	Memphis*	L, 9-46
Nov. 26	at UCF*	L, 24-49

\*Conference USA Game

### 2013

2-10, 1-7 C-USA

DATE	OPPONENT	SCORE
Aug. 31	at Troy	L, 31-34 (OT)
Sept. 7	at #9 LSU	L, 17-56
Sept. 21	Northwestern State	W, 52-28
Sept. 28	at Vanderbilt	L, 24-52
Oct. 5	Florida Atlantic*	L, 23-37
Oct. 12	at FIU*	W, 27-24
Oct. 26	at UTSA*	L, 31-52
Nov. 2	Middle Tennessee*	L, 21-24
Nov. 9	at Marshall*	L, 14-56
Nov. 16	at East Carolina*	L, 14-63
Nov. 21	Rice*	L, 34-37
Nov. 29	Southern Miss*	L, 27-62

\*Conference USA Game



## BILL CLARK

2014-Pres. (Three Seasons)  
Overall Record: 24-14  
Winning Percentage: .631

Year	Record	Pct.	Division
2014	6-6	.500	NCAA I-A
2015	N/A	N/A	N/A
2016	N/A	N/A	N/A
2017	8-5	.615	NCAA I-A
2018	9-3	.750	NCAA I-A

### 2014

6-6, 4-4 C-USA

DATE	OPPONENT	SCORE
Aug. 30	Troy	W, 48-10
Sept. 6	at Mississippi State	L, 34-47
Sept. 13	Alabama A&M	W, 41-14
Sept. 27	FIU*	L, 20-34

Oct. 4	at Western Kentucky*	W, 42-39
Oct. 11	North Texas*	W, 56-21
Oct. 18	at Middle Tennessee*	L, 22-34
Oct. 25	at Arkansas	L, 17-45
Nov. 1	at FAU*	W, 31-28
Nov. 8	Louisiana Tech*	L, 24-40
Nov. 22	#18 Marshall*	L, 18-23
Nov. 29	at Southern Miss*	W, 45-24

### 2015

DID NOT PLAY

### 2016

DID NOT PLAY

### 2017

8-5, 6-2 C-USA

DATE	OPPONENT	SCORE
Sept. 2	Alabama A&M	W, 38-7
Sept. 9	at Ball State	L, 31-51
Sept. 16	Coastal Carolina	W, 30-23
Sept. 23	at North Texas*	L, 43-46
Oct. 7	Louisiana Tech*	W, 23-22
Oct. 14	Middle Tennessee*	W, 25-23
Oct. 21	at Charlotte*	L, 24-25 (OT)
Oct. 28	at Southern Miss*	W, 30-12
Nov. 4	Rice*	W, 52-21
Nov. 11	at UTSA*	W, 24-19
Nov. 18	at Florida	L, 7-36
Nov. 25	UTEP*	W, 28-7
Dec. 22	vs. Ohio^	L, 6-41

\*Conference USA Game

^ Bahamas Bow (Nassau, Bahamas)

### 2018

10-3, 7-1 C-USA

DATE	OPPONENT	SCORE
Sept. 2	Savannah State	W, 52-0
Sept. 8	at Coastal Carolina	L, 24-47
Sept. 15	Tulane	W, 31-24
Sept. 29	Charlotte*	W, 28-7
Oct. 6	at Louisiana Tech	W, 28-7
Oct. 13	at Rice*	W, 42-0
Oct. 20	North Texas*	W, 29-21
Oct. 27	at UTEP*	W, 19-0
Nov. 3	UTSA*	W, 52-3
Nov. 10	Southern Miss* W, 26-23 (OT)	
Nov. 17	at Texas A&M	L, 20-41
Nov. 24	at Middle Tennessee*	L, 3-27
Dec. 1	at Middle Tennessee*	W, 27-25
Dec. 18	vs. Northern Illinois#	7 p.m. EST

\*Conference USA Game

# Conference USA Championship

#Cheribundi Boca Raton Bowl

## &lt;&lt;ALL-TIME SERIES HISTORY&gt;&gt;

## ALABAMA A&amp;M (2-0)

H: 2-0	A: --	N: --
09/13/2014	W	41-14 H
09/02/2017	W	38-7 H

## ALABAMA STATE (1-2)

H: 1-1	A: 0-1	N: --
09/03/1994	L	24-27 A
09/02/1995	L	3-13 H
09/20/2008	W	45-10 H

## ALBANY TURNER (1-0)

H: 1-0	A: --	N: --
11/02/1991	W	75-0 H

## ALCORN STATE (1-0)

H: 1-0	A: --	N: --
09/15/2007	W	22-0 H

## ARIZONA (0-1)

H: --	A: 0-1	N: --
09/13/1997	L	10-24 A

## ARKANSAS (0-1)

H: --	A: 0-1	N: --
10/25/2014	L	17-45 A

## ARKANSAS STATE (2-0)

H: 1-0	A: 1-0	N: --
09/14/1996	W	42-17 H
11/22/1997	W	13-7 A

## ARMY (5-0)

H: 2-0	A: 3-0	N: --
11/18/2000	W	27-7 A
09/22/2001	W	55-3 H
10/26/2002	W	29-26 A
11/01/2003	W	24-9 H
11/20/2004	W	20-14 A

## AUBURN (1-0)

H: --	A: 0-1	N: --
08/31/1996	L	0-29 A

## BALL STATE (1-0)

H: --	A: 0-1	N: --
09/09/2017	L	31-51 A

## BAYLOR (2-0)

H: 1-0	A: 1-0	N: --
08/30/2003	W	24-19 A
09/04/2004	W	56-14 H

## BUTLER (2-0)

H: 1-0	A: 1-0	N: --
11/06/1993	W	31-27 A
11/05/1994	W	48-6 H

## CHARLESTON SOUTHERN (6-0)

H: 4-0	A: 2-0	N: --
10/19/91	W	33-19 A
10/17/1992	W	39-7 H
10/23/1993	W	48-20 A
10/22/1994	W	54-14 H
11/04/1995	W	40-14 H
11/21/1996	W	49-13 H

## CHARLOTTE (1-1)

H: 1-0	A: 0-1	N: --
10/21/2017	L (OT)	24-25 A
09/29/2018	W	28-7 H

## CHATTANOOGA (1-0)

H: 1-0	A: --	N: --
09/07/2000	W	20-15 H

## CINCINNATI (3-5)

H: 1-2	A: 2-3	N: --
11/16/1996	L	14-34 H
10/11/1997	L	29-33 A
10/16/1999	W(OT)	24-21 A
11/04/2000	L	21-33 A
10/13/2001	L	17-31 H
11/30/2002	L	23-31 A
10/11/2003	W	31-14 H
10/02/2004	W	30-27 A

## CLINCH VALLEY (2-0)

H: 1-0	A: 1-0	N: --
11/16/1991	W	25-6 H
11/14/1992	W	31-30 A

## COASTAL CAROLINA (1-1)

H: 1-0	A: 0-1	N: --
09/16/2017	W	30-23 H
09/08/2018	L	24-47 A

## DAYTON (2-0)

H: 1-0	A: 1-0	N: --
11/13/1993	W	27-19 H
09/10/1994	W	28-10 A

## EAST CAROLINA (4-9)

H: 3-3	A: 1-6	N: --
10/17/1998	L	7-26 A
11/06/1999	W	36-17 H
10/28/2000	W	16-13 A
11/16/2002	W	36-29 H
11/26/2005	L	23-31 A

MEDIA

SEASON  
REVIEW

STAFF

PLAYERS

HISTORY

#WinAsOne



09/09/2006	W	17-12	H
10/27/2007	L	6-41	A
11/22/2008	L	13-17	H
11/21/2009	L	21-37	A
11/11/2010	L	42-54	H
09/24/2011	L	23-38	A
10/20/2012	L	35-42	H
11/16/2013	L	14-63	A

**EVANGEL (0-1)**

<b>H: 0-1</b>	<b>A: --</b>	<b>N: --</b>
09/14/1991	L	10-28 H

**FERRUM (0-2)**

<b>H: 0-1</b>	<b>A: 0-1</b>	<b>N: --</b>
10/26/1991	L	7-35 H
10/24/1992	L	17-31 A

**FIU (1-1)**

<b>H: 0-1</b>	<b>A: 1-0</b>	<b>N: --</b>
10/12/2013	W	27-24 A
09/27/2014	L	20-34 H

**FLORIDA (0-3)**

<b>H: --</b>	<b>A: 0-3</b>	<b>N: --</b>
08/31/2002	L	3-51 A
09/10/2011	L	0-39 A
11/18/2017	L	7-36 A

**FLORIDA ATLANTIC (2-4)**

<b>H: 1-2</b>	<b>A: 1-2</b>	<b>N: --</b>
09/06/2008	L	34-49 A
11/07/2009	W	56-29 H
09/02/2010	L	31-32 H
11/26/2011	L	35-38 A
10/05/2013	L	23-37 H
11/01/2014	W	31-28 A

**FLORIDA STATE (0-3)**

<b>H: --</b>	<b>A: 0-3</b>	<b>N: --</b>
09/08/2001	L	7-29 A
09/18/2004	L	7-34 A
09/08/2007	L	24-34 A

**GALLAUDET (1-0)**

<b>H: --</b>	<b>A: --</b>	<b>N: 1-0</b>
09/12/1992	W	44-6 N

**GEORGIA (0-2)**

<b>H: --</b>	<b>A: 0-2</b>	<b>N: --</b>
10/25/2003	L	13-16 A
09/16/2005	L	0-34 A

**HAMPDEN-SYDNEY (0-0-1)**

<b>H: --</b>	<b>A: 0-0-1</b>	<b>N: --</b>
09/28/1991	T	35-35 A

**HASTINGS (1-0)**

<b>H: 1-0</b>	<b>A: --</b>	<b>N: --</b>
11/09/1991	W	9-7 H

**HAWAII (0-1)**

<b>H: --</b>	<b>A: 0-1</b>	<b>N: --</b>
12/24/2004	L	40-59 A

**HOUSTON (4-5)**

<b>H: 3-2</b>	<b>A: 1-3</b>	<b>N: --</b>
09/25/1999	W	29-10 H
11/17/2001	W	43-21 A
10/12/2002	W	51-34 H
11/29/2003	L	28-56 A
11/13/2004	W	20-7 H
10/20/2007	L	10-49 H
10/08/2008	L	20-45 A
11/05/2011	L	13-56 H
10/13/2012	L	17-39 A

**JACKSONVILLE STATE (3-3)**

<b>H: 3-3</b>	<b>A: --</b>	<b>N: --</b>
09/17/1994	L	12-28 H
09/16/1995	L	26-28 H
09/21/1996	W	24-17 H
09/20/1997	W	34-16 H
09/17/2005	W	35-28 H
11/05/2011	L	13-56 H

**KANSAS (0-4)**

<b>H: 0-1</b>	<b>A: 0-3</b>	<b>N: --</b>
09/24/1994	L	0-72 A
08/28/1997	L	0-24 A
09/26/1998	L (4OT)	37-39 H
09/16/2000	L	20-23 A

**KNOXVILLE COLLEGE (1-0)**

<b>H: 1-0</b>	<b>A: --</b>	<b>N: --</b>
11/11/1995	W	61-8 H

**LANE (1-0)**

<b>H: 1-0</b>	<b>A: --</b>	<b>N: --</b>
09/19/1992	W	26-6 H

**LAMBUTH (1-0)**

<b>H: 1-0</b>	<b>A: --</b>	<b>N: --</b>
10/09/1993	W	40-14 H

**LINDENWOOD (1-0-1)**

<b>H: 0-0-1</b>	<b>A: 1-0</b>	<b>N: --</b>
10/12/1991	T	17-17 H
11/07/1992	W	41-12 A

## LOUISIANA TECH (2-5)

H: 1-3	A: 1-2	N: --
10/26/1996	L	31-35 A
11/08/1997	L	29-32 H
10/17/1998	L	23-54 A
11/13/1999	L	20-41 H
11/08/2014	L	24-40 H
10/07/2017	W	23-22 H
10/06/2018	W	28-7 A

## LOUISVILLE (0-3)

H: 0-1	A: 0-2	N: --
10/30/1999	L	14-23 A
10/07/2000	L	17-38 H
11/23/2002	L	21-41 A

## LSU (1-1)

H: --	A: 1-1	N: --
09/23/2000	W	13-10 A
09/07/2013	L	17-56 A

## MARSHALL (2-8)

H: 2-2	A: 0-6	N: --
10/15/2005	L	19-20 A
10/21/2006	L	24-31 H
11/24/2007	L	39-46 A
10/18/2008	W	23-21 H
10/24/2009	L	7-27 A
11/06/2010	L	17-31 H
10/29//2011	L	14-59 A
11/10/2012	W	38-31 H
11/09/2013	L	14-56 A
11/22/2014	L	18-23 H

## MARYLAND (0-1)

H: --	A: 0-1	N: --
09/07/1996	L	15-39 A

## MEMPHIS (10-5)

H: 5-3	A: 5-2	N: --
09/06/1997	L	7-28 A
10/09/1999	L	14-38 H
10/14/2000	W	13-9 H
10/27/2001	W	17-14 A
09/28/2002	W	31-17 H
10/04/2003	W	24-10 A
09/25/2004	W	35-28 H
11/01/2005	W	37-20 A
10/07/2006	W	35-29 H
11/17/2007	L	9-25 A
10/02/2008	L	30-33 H
11/14/2009	W	31-21 A
11/20/2010	W	31-15 H
11/12/2011	W	41-35 A
11/17/2012	L	9-46 H

## MICHIGAN STATE (0-1)

H: --	A: 0-1	N: --
09/01/2007	L	18-55 A

## MIDDLE TENNESSEE (4-4)

H: 3-1	A: 2-3	N: --
09/30/1995	L	13-28 A
11/14/1998	W	26-17 H
10/21/2000	W	14-9 H
11/02/2013	L	21-24 H
10/18/2014	L	22-34 A
10/14/2017	W	25-23 H
11/24/2018	L	3-27 A
12/01/2018	W	27-25 A

## MILES (3-0)

H: 2-0	A: 1-0	N: --
10/03/1992	W	30-6 H
10/02/1993	W	31-6 A
11/18/1995	W	37-8 H

## MILLSAPS (1-1)

H: 1-0	A: 0-1	N: --
09/07/1991	L	0-28 A
09/05/1992	W	28-0 H

## MISSISSIPPI STATE (1-5)

H: 0-2	A: 1-3	N: --
10/09/2004	W	27-13 A
09/23/2006	L	10-16 H
10/06/2007	L	13-30 A
10/23/2010	L	24-29 A
10/08/2011	L	3-21 H
09/06/2014	L	34-47 A

## MISSISSIPPI VALLEY STATE (2-0)

H: 0-2	A: 1-3	N: --
10/16/1993	W	30-31 A
10/15/1994	W	24-24 H

## MISSOURI (0-1)

H: --	A: 0-1	N: --
09/04/1999	L	28-31 A

## MONTANA STATE (1-0)

H: 1-0	A: --	N: --
08/30/2001	W	41-13 H

## MOREHEAD STATE (2-0)

H: 1-0	A: 1-0	N: --
09/11/1993	W	52-14 H
10/29/1994	W	36-15 A

## NEBRASKA (0-1)

H: --	A: 0-1	N: --
09/05/1998	L	7-38 A

## NORTH TEXAS (3-1)

H: 2-0	A: 1-1	N: --
10/14/1995	W	19-14 A
10/11/2014	W	56-21 H
09/23/2017	L	43-46 A

MEDIA

SEASON  
REVIEW

STAFF

PLAYERS

HISTORY

#WinAsOne





10/20/2018	W	29-21	H	09/11/2010	L	7-28	A
------------	---	-------	---	------------	---	------	---

**NORTHWESTERN STATE (1-0)**

H: 1-0	A: --	N: --
09/21/2013	W	52-28

**OHIO (0-1)**

H: --	A: --	N: 0-1
12/22/17	L	6-41

**OHIO STATE (0-1)**

H: --	A: 0-1	N: --
09/22/2012	L	15-29

**OKLAHOMA (0-1)**

H: --	A: 0-1	N: --
09/02/2006	L	17-24

**OLE MISS (0-1)**

H: --	A: 0-1	N: --
10/17/2009	L	13-48

**PITTSBURGH (0-2)**

H: 0-1	A: 0-1	N: --
12/01/2001	L	6-24
09/14/2002	L	20-26

**PRAIRIE VIEW A&M (2-0)**

H: 1-0	A: 1-0	N: --
11/20/1993	W	58-12
11/19/1994	W	48-6

**RICE (3-3)**

H: 3-1	A: 1-2	N: --
10/01/2005	W	45-26
10/14/2006	L	33-34
09/05/2009	W	44-24
11/27/2010	L	23-28
11/21/2013	L	34-37
11/04/2017	W	52-21
10/13/2018	W	42-0

**SAMFORD (0-1)**

H: --	A: 0-1	N: --
10/31/1992	L	3-49

**SAVANNAH STATE (1-0)**

H: 1-0	A: 0-1	N: --
08/30/2018	W	52-0

**SMU (0-4)**

H: 0-2	A: 0-2	N: --
10/08/2005	L	27-28
10/31/2006	L	9-22
09/12/2009	L	33-35

**SOUTH CAROLINA (0-3)**

H: --	A: 0-3	N: --
09/20/2003	L	10-42
09/27/2008	L	13-26
09/15/2012	L	6-49

**SOUTHEASTERN LA. (1-0)**

H: --	A: 0-1	N: --
10/06/2012	W	52-3

**SOUTHERN MISS (7-10)**

H: 3-5	A: 4-5	N: --
11/11/2000	L(OT)	30-33
09/29/2001	L	0-3
11/09/2002	L	13-20
09/04/2003	L	12-17
11/27/2004	L	21-26
10/21/2005	L	28-37
11/18/2006	L	20-25
11/03/2007	L	7-37
11/01/2008	L	14-70
10/01/2009	W	30-17
10/30/2010	W(OT)	50-49
10/17/2011	W	34-31
11/03/2012	W	27-19
11/29/2013	L	27-62
11/29/2014	W	45-24
10/28/2017	W	30-12
11/10/2018	W(OT)	26-23

**TCU (2-1)**

H: 2-0	A: 0-1	N: --
11/10/2001	W	37-17
10/18/2003	L	24-27
10/15/2004	W	41-25

**TENNESSEE (0-4)**

H: --	A: 0-4	N: --
11/07/1998	L	13-37
09/03/2005	L	10-17
09/13/2008	L	3-35
09/25/2010	L(2OT)	29-32

**TENNESSEE WESLEYAN (0-1)**

H: 0-1	A: --	N: --
09/06/1993	L	3-37

**TEXAS A&M (0-2)**

H: 0-1	A: --	N: --
09/26/2009	L	19-56
11/17/2018	L	20-41

**TROY (5-7)**

H: 4-2	A: 1-5	N: --
09/26/1993	L	12-16
10/28/1995	L	7-60
09/07/2002	W	27-26

# ALL-TIME RECORDS

09/13/2003	L	9-20	H
09/10/2005	W	27-7	A
09/30/2006	W	21-3	A
09/19/2009	L	14-27	A
09/18/2010	W	34-33	H
10/01/2011	L	23-24	A
09/01/2012	L	29-39	H
08/31/2013	L (OT)	31-34	A
08/30/2014	W	48-10	H

USF (1-1)			
H: 0-1	A: 1-0	N: --	
11/22/2003	W	22-19	A
11/03/2004	L	20-45	H

UT-MARTIN (1-0)			
H: 1-0	A: --	N: --	
11/21/1998	W	48-17	H

TULANE (5-5)			
H: 3-2	A: 2-3	N: --	
11/20/1999	W(OT)	23-20	A
10/20/2001	W	34-27	H
10/19/2002	L	14-35	A
11/08/2003	L	24-38	H
10/23/2004	L	55-59	A
10/13/2007	W	26-21	H
11/15/2008	W	41-24	A
09/17/2011	L	10-49	H
10/27/2012	L	45-55	A
9/15/2018	W	31-24	H

UTEP (5-1)			
H: 2-1	A: 3-0	N: --	
11/19/2005	W	35-23	A
11/10/2006	L	17-36	H
10/31/2009	W	38-33	A
10/16/2010	W	21-6	H
11/25/2017	W	28-7	H
10/28/2018	W	19-0	A

UTSA (2-1)			
H: 1-0	A: 1-1	N: --	
10/26/2013	L	31-52	A
11/11/2017	W	24-19	A
11/03/2018	W	52-3	H

TULSA (0-4)			
H: 0-2	A: 0-2	N: --	
09/29/2007	L	30-38	A
08/30/2008	L	22-45	H
10/15/2011	L	20-37	A
09/29/2012	L	42-49	H

VANDERBILT (0-2)			
H: --	A: 0-2	N: --	
11/02/1996	L	15-31	A
09/28/2013	L	24-52	A

UCF (2-8)			
H: 1-4	A: 1-4	N: --	
11/09/1996	L	13-35	H
10/06/2001	L	7-24	A
11/12/2005	L	21-27	H
11/25/2006	L	22-31	A
11/10/2007	L	31-45	H
11/29/2008	W	15-0	A
11/28/2009	L	27-34	H
10/06/2010	L	7-42	A
10/20/2011	W	26-24	H
11/26/2012	L	24-49	A

VIRGINIA TECH (0-3)			
H: 0-1	A: 0-2	N: --	
11/01/1997	L	0-37	A
10/24/1998	L	0-41	H
09/11/1999	L	10-31	A

WAKE FOREST (0-1)			
H: --	A: 0-1	N: --	
10/23/1999	L	3-47	A

WASHINGTON & LEE (1-0)			
H: --	A: 1-0	N: --	
09/21/1991	W	34-21	A

UL LAFAYETTE (4-2)			
H: 3-0	A: 1-2	N: --	
09/09/1995	L	21-56	A
10/19/1996	W	39-29	H
09/27/1997	W	20-16	A
10/03/1998	W	24-13	H
09/30/2000	W	47-2	H
09/21/2002	L	0-34	A

WKU (3-3)			
H: 2-1	A: 1-2	N: --	
09/25/1993	L	13-40	A
10/01/1994	L	22-31	H
09/23/1992	L	18-32	A
10/05/1996	W	24-0	H
10/04/1997	W	20-16	H
10/04/2014	W	42-39	A

ULM (1-1)			
H: 1-0	A: 0-1	N: --	
10/31/1998	L	14-20	A
10/02/1999	W	47-0	H

WOFFORD (3-0)			
H: 2-0	A: 1-0	N: --	
10/30/1993	W	23-11	A
10/08/1994	W	34-27	H
10/07/1995	W	28-0	H

MEDIA

SEASON  
REVIEW

STAFF

PLAYERS

HISTORY

#WinAsOne



**UAB VS. RANKED OPPONENTS**

OVERALL: 2-17 | HOME: 2-3 | ROAD: 0-14

DATE	OPPONENT	SCORE
08/31/96	at No. 18 Auburn	L, 0-29
11/01/97	at No. 22 Virginia Tech	L, 0-37
09/05/98	at No. 3 Nebraska	L, 7-38
10/24/98	No. 21 Virginia Tech	L, 0-41
11/07/98	at No. 2 Tennessee	L, 13-37
09/11/99	at No. 22 Virginia Tech	L, 10-31
<b>11/06/99</b>	<b>No. 17 East Carolina</b>	<b>W, 36-16</b>
08/31/02	at No. 6 Florida	L, 3-51
10/25/03	at No. 4 Georgia	L, 13-16
09/18/04	at No. 4 Florida State	L, 7-34
09/03/05	at No. 3 Tennessee	L, 10-17
09/02/06	at No. 5 Oklahoma	L, 17-24
09/16/06	at No. 9 Georgia	L, 0-34
11/05/11	No. 14 Houston	L, 13-56
<b>11/17/11</b>	<b>No. 20 Southern Miss</b>	<b>W, 34-31</b>
09/15/12	at No. 8 South Carolina	L, 49-6
09/22/12	at No. 16 Ohio State	L, 15-29
09/07/13	at No. 9 LSU	L, 17-56
11/22/14	No. 18 Marshall	L, 18-23

**<<CONFERENCE RECORD>>**

ACC (0-12)	OHIO VALLEY (6-3)
Florida State 0-3	JSU 3-3
Louisville 0-3	Tennessee Tech 2-0
Pittsburgh 0-2	UT-Martin 1-0
Virginia Tech 0-3	
Wake Forest 0-1	
AMERICAN (29-45)	PAC 12
Cincinnati 3-5	Arizona 0-1
East Carolina 4-9	
Houston 4-4	<b>PIONEER (4-0)</b>
Memphis 10-5	Dayton 2-0
SMU 0-4	Morehead State 2-0
Tulane 5-5	
Tulsa 0-4	<b>SEC (2-26)</b>
UCF 2-8	Arkansas 0-1
USF 1-1	Auburn 0-1
	Florida 0-3
	Georgia 0-2
	LSU 1-1
<b>BIG EAST (2-0)</b>	Mississippi State 1-5
Butler 2-0	Missouri 0-1
	Ole Miss 0-1
<b>BIG SKY (1-0)</b>	South Carolina 0-3
Montana State 1-0	Tennessee 0-4
	Texas A&M 0-2
<b>BIG SOUTH (6-0)</b>	Vanderbilt 0-2
Charleston So. 6-0	
<b>BIG 12 (4-6)</b>	<b>SOUTHERN (4-1)</b>
Baylor 2-0	Chattanooga 1-0
Kansas 0-4	Samford 0-1
Oklahoma 0-1	Wofford 3-0
TCU 2-1	
<b>BIG 10 (0-4)</b>	<b>SOUTHLAND (2-0)</b>
Maryland 0-1	NW La. State 1-0
Michigan State 0-1	Southeastern La. 1-0
Nebraska 0-1	
Ohio State 0-1	<b>SUN BELT (13-11)</b>
	Arkansas State 2-0
<b>C-USA (27-41)</b>	Coastal Carolina 1-1
Charlotte 0-1	Troy 5-7
FIU 1-1	UL Lafayette 4-2
Florida Atlantic 2-4	ULM 1-1
LA Tech 1-5	
Marshall 2-8	<b>SWAC (8-2)</b>
Middle Tennessee 3-3	Alabama A&M 2-0
North Texas 2-1	Alabama State 1-2
Rice 3-3	Alcorn State 1-0
Southern Miss 6-10	MVSU 2-0
UTEP 4-1	Prairie View A&M 2-0
UTSA 1-1	
WKU 3-3	<b>DII (5-0-1)</b>
	Lane 1-0
<b>INDEPENDENT (5-0)</b>	Lindenwood 1-0-1
Army 5-0	Miles 3-0
<b>MAC (0-2)</b>	<b>NAIA (1-2)</b>
Ball State 0-1	Evangel 0-1
Ohio 0-1	Hastings 1-0
	Tenn. Wesleyan 0-1
<b>MEAC (0-2)</b>	
Savannah State 1-0	<b>DIII (7-4)</b>
	Ferrum 0-2
<b>MOUNTAIN WEST (0-1)</b>	Gallaudet 1-0
Hawaii 0-1	Hampden-Sydney 0-0-1
	Knoxville College 1-0
	Lambuth 1-0
	Millsaps 1-1
	Virginia at Wise 2-0
	Washington & Lee 1-0

## &lt;&lt;ALL-TIME ACCOLADES&gt;&gt;

## All-AMERICA ACCOLADES

## FWAA Freshman All-America

Spencer Brown	WR	2017
---------------	----	------

## Walter Camp First Team All-America

J.J. Nelson	WR/KR	2014
-------------	-------	------

## Phil Steel Third Team Freshman All-America

Ty Long	PK	2011
---------	----	------

## All-AP First Team

Derrick Ingram	WR	1994
----------------	----	------

## All-AP Second Team

Derrick Ingram	WR	1993
----------------	----	------

Rodregis Brooks	DB/RS	1999
-----------------	-------	------

## All-AP Third Team

Roddy White	WR	2004
-------------	----	------

## Sports Network Second Team

Derrick Ingram	WR	1994
----------------	----	------

## Sports Network Honorable Mention

Josh Evans	DT	1993
------------	----	------

John Whitcomb	QB	1993
---------------	----	------

Derrick Ingram	WR	1993
----------------	----	------

Josh Evans	DT	1994
------------	----	------

## Football Gazette Second Team

Robert Leslie	DE	1995
---------------	----	------

## Football Gazette Honorable Mention

Cedrick Buchannon	WR	1995
-------------------	----	------

Kerry Frazier	LB	1995
---------------	----	------

## First Team All-Academic Honors

Johnny Rea	C	1997
------------	---	------

## College Football News Second Team

Bryan Thomas	DE	2001
--------------	----	------

Roddy White	WR	2004
-------------	----	------

## Pro-Football Weekly First Team

Roddy White	WR	2004
-------------	----	------

## ALL-CONFERENCE USA ACCOLADES

## All-Conference First Team

Rodregis Brooks	DB	1999
-----------------	----	------

Rodregis Brooks	RS	1999
-----------------	----	------

Bryan Thomas	DL	2001
--------------	----	------

Rod Taylor	LB	2001
------------	----	------

Zac Woodfin	LB	2003
-------------	----	------

Andy Galloway	OL	2004
---------------	----	------

Roddy White	WR	2004
-------------	----	------

Larry McSwain	DL	2004
---------------	----	------

Zac Woodfin	LB	2004
-------------	----	------

Darrell Hackney	QB	2005
-----------------	----	------

Matt Batusic	OL	2005
--------------	----	------

Reggie Lindsey	WR	2005
----------------	----	------

Larry McSwain	LB	2005
---------------	----	------

Larry McSwain	LB	2006
---------------	----	------

Will Dunbar	DB	2007
-------------	----	------

Joe Henderson	LB	2008
---------------	----	------

Kevin Sanders	DB	2008
---------------	----	------

Swayze Waters	P	2008
---------------	---	------

Jake Seitz	OL	2009
------------	----	------

Matt McCants	OL	2010
--------------	----	------

Matt McCants	OL	2011
--------------	----	------

Darrin Reaves	RB	2012
---------------	----	------

Chris Hubbard	OL	2012
---------------	----	------

Hunter Mullins	P	2013
----------------	---	------

Jordan Howard	RB	2014
---------------	----	------

Diaheem Watkins	DL	2014
-----------------	----	------

J.J. Nelson	KR	2014
-------------	----	------

Darious Williams	CB	2017
------------------	----	------

<b>Spencer Brown</b>	<b>RB</b>	<b>2018</b>
----------------------	-----------	-------------

<b>Justice Powers</b>	<b>OL</b>	<b>2018</b>
-----------------------	-----------	-------------

## All-Conference Second Team

Jegil Dugger	RB	2000
--------------	----	------

Tony Dollison	OL	2000
---------------	----	------

Bryan Thomas	DL	2000
--------------	----	------

Rhett Gallego	PK	2000
---------------	----	------

Jegil Dugger	RB	2001
--------------	----	------

Preston Fray	OL	2001
--------------	----	------

Rodney Jones	OL	2001
--------------	----	------

Kirk Tuck	OL	2002
-----------	----	------

Zac Woodfin	LB	2002
-------------	----	------

Chris Brown	DB	2002
-------------	----	------

Nick Hayes	PK	2003
------------	----	------

Reggie Lindsey	KR	2004
----------------	----	------

Julius Wilson	OL	2006
---------------	----	------

Orlandus King	LB	2006
---------------	----	------

Swayze Waters	PK	2007
---------------	----	------

Swayze Waters	PK	2008
---------------	----	------

Jeff Hamby	LS	2008
------------	----	------

Joe Webb	QB	2009
----------	----	------

Hiram Atwater	DB	2009
---------------	----	------

Elliott Henigan	DL	2010
-----------------	----	------

Jamie Bender	DB	2011
--------------	----	------

Marvin Burdette	LB	2012
-----------------	----	------

J.J. Nelson	WR	2013
-------------	----	------

Brian O'Leary	OL	2014
---------------	----	------

Kennard Backman	TE	2014
-----------------	----	------

Jake Ganus	LB	2014
------------	----	------

J.J. Nelson	PR	2014
-------------	----	------

<b>Spencer Brown</b>	<b>RB</b>	<b>2017</b>
----------------------	-----------	-------------

Chris Schleuger	OL	2017
-----------------	----	------

Rishard Cook	OL	2018
--------------	----	------

MEDIA

SEASON  
REVIEW

STAFF

PLAYERS

HISTORY

#WinAsOne



James Davis	OL	2018
Jamell Garcia-Williams	DE	2018
Malique Johnson	OL	2018
Anthony Rush	NT	2018

**All-Conference Third Team**

Roddy White	WR	2003
Darrell Hackney	QB	2004
Dan Burks	RB	2004
Dominique Cosper	DB	2004
Julius Wilson	OL	2005
Ernest Respress	DL	2005
Dominique Copser	DB	2005
Joe Henderson	LB	2006
Will Dunbar	DB	2006
Marculus Elliott	KR	2006

**All-Conference Honorable Mention**

Dan Burks	RB	2006
Corey White	RB	2006
LaDarrius Stanley	TE	2006
Jermaine McElveen	DL	2006
Mastaki Smith	LB	2006
Jake Seitz	OL	2007
Adam Truitt	OL	2007
David Sigler	TE	2007
Frantrell Forrest	WR	2007
Joseph Webb	WR	2007
Joe Henderson	LB	2007
Kevin Sanders	DB	2007
Swayze Waters	P	2007
Jeff Hamby	LS	2007
Terence Edge	OL	2008
Jake Seitz	OL	2008
Frantrell Forrest	WR	2008
Bryant Turner	DL	2008
Frantrell Forrest	KR	2008
Matt McCants	OL	2009
Jeffery Anderson	TE	2009
Bryant Turner	DL	2009
Bryan Ellis	QB	2010
Pat Shed	RB	2010
Mike Jones	WR	2010
Jeffery Anderson	TE	2010
Bryant Turner	DL	2010
Marvin Burdette	DL	2010
T.J. Ballou	DB	2010
Jamie Bender	DB	2010
Taylor Klein	LS	2010
Chris Hubbard	OL	2011
Jackie Williams	WR	2011
Elliott Henigan	DL	2011
Ty Long	K	2011
Kennard Backman	TE	2012
Jackie Williams	WR	2012
Calvin Jones	DB	2012
Ty Long	K	2012

Hunter Mullins	P	2012
Taylor Klein	LS	2012
Jordan Howard	RB	2013
Darrin Reaves	RB	2013
Kaycee Ike	OL	2013
Kennard Backman	TE	2013
Diaheem Watkins	DL	2013
Jake Ganus	DL	2013
Ty Long	K	2013
J.J. Nelson	KR	2013
J.J. Nelson	WR	2014
Chris Walton	DL	2014
Harris Gaston	LB	2014
Jimmy Jean	DB	2014
Rolan Milligan	DB	2014
Ty Long	K	2014
Hunter Mullins	P	2014
Dallas Noriega	LS	2014
Tevin Crews	LB	2017
<b>James Davis</b>	<b>OL</b>	<b>2017</b>
<b>A.J. Erdely</b>	<b>QB</b>	<b>2017</b>
Shaq Jones	LB	2017
<b>Garrett Marino</b>	<b>DL</b>	<b>2017</b>
Teko Powell	DL	2017
<b>Broderick Thomas</b>	<b>DB</b>	<b>2017</b>
<b>Andre Wilson</b>	<b>WR</b>	<b>2017</b>
<b>Mar'Sean Diggs</b>	<b>S</b>	<b>2018</b>
<b>Brontae Harris</b>	<b>CB</b>	<b>2018</b>
<b>Garrett Marino</b>	<b>DL</b>	<b>2018</b>
<b>Quindarius Thagard</b>	<b>DL</b>	<b>2018</b>
<b>Broderick Thomas</b>	<b>S</b>	<b>2018</b>
<b>Xavier Ubosi</b>	<b>WR</b>	<b>2018</b>
<b>Chris Woolbright</b>	<b>LB</b>	<b>2018</b>

**All-Freshman**

Theron Dudley	RB	2001
Andy Galloway	OL	2001
Darrius Taylor	LB	2001
Nick Hayes	PK	2001
Darrell Hackney	QB	2002
Julius Wainwright	DB	2002
Jermaine McElvonn	DL	2003
Durrell Fuqua	DB	2004
Kris Guyton	LB	2005
Jake Seitz	OL	2006
Rashad Slaughter	WR/PR	2006
Jeffrey Anderson	TE	2007
Mike Tashman	LB	2007
Chris Hubbard	OL	2008
Daniel White	LB	2008
Taylor Klein	LS	2009
Jackie Williams	WR	2010
Ty Long	K	2011
Austin Brown	QB	2012
Cameron Blankenship	OL	2012
Jordan Howard	RB	2013
<b>Spencer Brown</b>	<b>RB</b>	<b>2017</b>



## &lt;&lt;ALL-TIME LETTERWINNERS&gt;&gt;

## A

Jeff Aaron	QB	Montgomery, Ala.	2000-01
Perry Able	LS	Columbia, S.C.	2014
Adrian Abrams	LB	Theodore, Ala.	1998-00
Shamar Abrams	DL	Harpersville, Ala.	2001-04
Sam Accursio	TE	Homestead, Fla.	2009-12
Irving Adams	S	Florence, Ala.	2017
Wally Adams	DB	Columbus, Ga.	2012-14, 2017
Nick Adams	WR	Walterboro, S.C.	2009, '11-12
Alexander Adamson	WR	Homewood, Ala.	1996
Lamar Akles	WR	Anniston, Ala.	1993-95
Sean Alexander	DB	Birmingham, Ala.	1994-96
Shawn Alexander	LB	Oneonta, Ala.	1994-97
Stephen Allen	S	Sumiton, Ala.	2010
Tanner Allen	DL	New Albany, Miss.	1999-02
Ervin Alston	LB	Jacksonville, Fla.	2013-14
Ugonna Amariakwa	DB	Houston, Texas	2008-10
Bernard Anderson	FB	Tallahassee, Fla.	1998-02
Colin Anderson	K	Stone Mountain, Ga.	2013-14
Jeffery Anderson	TE	Selma, Ala.	2007-10
Daniel Anousheh	OL	Lancaster, Calif.	2014
Jake Arians	PK	Tuscaloosa, Ala.	1996-99
Thomas Arnold	DB	Conyers, Ga.	2001-03
Ja'Won Arrington	RB	Birmingham, Ala.	2013-14
Johnni Arrington	TE	Birmingham, Ala.	1998-00
Adam Arthur	OL	San Antonio, Texas	2008-11
Hiram Atwater	S	Decatur, Ga.	2009
Billy Autrey	OL	Columbus, Miss.	2011-13
D.A. Autry	LB	Mize, Miss.	2011

## B

Tommy Babakitis	QB	Birmingham, Ala.	2000-02
Kennard Backman	TE	Austell, Ga.	2011-14
Bobby Baker	S	Sherman Oaks, Calif.	2014
Dominic Baldone	OL	Birmingham, Ala.	1991-94
T.J. Ballou	CB	Russell, Miss.	2010-11
James Banks	LB	Junction City, Ore.	2014
Thomas Banks	RB	Birmingham, Ala.	1994-96
John Barefield	OL	Ozark, Ala.	1991-94
Anthony Barnes	DE	Hazlehurst, Miss.	2009
Dexter Barnett	RB	Atlanta, Ga.	2007, '09
Chris Barrett	S	Gulfport, Miss.	2005-07
Beau Barton	DL	Montgomery, Ala.	1991-94
Patrick Bastien	LB	Immokalee, Fla.	2009, '11-13
Bart Battles	FB	Hueytown, Ala.	1997
Matt Batusic	C	Hoover, Ala.	2002-05
Jamie Bender	S	Raleigh, Miss.	2010-11
Paul Bennett	FB	Alabaster, Ala.	2007
Joe Bento	QB	The Woodlands, Texas	2011-12
Khaled Berklin	WR	Phenix City, Ala.	2014
Keaton Berrion	LB	Hampton, Va.	2009
Yudonn Biassou	DB	Miami, Fla.	1998-99
Alvin Binion	OL	Birmingham, Ala.	1992-95
Marcel Binion	OL	Tuscaloosa, Ala.	2003-04
Kylen Binn	QB/LB	Columbia, S.C.	2017-Pres.
Kyle Bissinger	DE	Atlanta, Ga.	2003-06
Rodney Bivens, Jr.	QB	Tuscaloosa, Ala.	2006-08
Chad Black	TE	Vestavia Hills, Ala.	1995, 98
Gaylon Black	LB	Childersburg, Ala.	2001-04
Donald Blackmon	DB	Gadsden, Ala.	1991-94
Cameron Blankenship	OL	Alexander City, Ala.	2012-14
Anthony Blevins	DB	Pleasant Grove, Ala.	1995-98
Adam Bobo	WR	Trussville, Ala.	2006
Greg Bond	RB	Birmingham, Ala.	1991

MEDIA

SEASON  
REVIEW

STAFF

PLAYERS

HISTORY

#WinASone



# ALL-TIME LETTERWINNERS

Quante Bone	CB	Huntsville, Ala.	2017
Kenny Borders	WR	Tallahassee, Fla.	1999-02
Daniel Borne	RB	Avondale, La.	2009 -10
Matt Bowden	OL	Louisville, Ala.	1997-98
Connor Boyett	DE	Danielsville, Ga.	2010-13
Brian Bozeman	DB	Trussville, Ala.	1995-97
Kelton Brackett	DB	Mobile, Ala.	2012-14
Chris Bradford	QB	Harpersville, Ala.	1991-92
Luke Brasher	LB	Pell City, Ala.	2017-Pres.
Robin Brasher	S	Vestavia Hills, Ala.	1995-98
Jeremiah Briscoe	QB	Houston, Texas	2014
James Bristow	DE	Montgomery, Ala.	1996
Zach Britten	CB	Abbeville, Miss.	2006-07
Justin Brooks	RB	Dothan, Ala.	2008-10
Kenneth Brooks	OL	Alexander City, Ala.	1992-93
Rodregis Brooks	CB	Dadeville, Ala.	1996-99
Adrian Brown	RB	Montevallo, Ala.	2003
Austin Brown	QB	Flower Branch, Ga.	2012-13
Chris Brown	CB	Atlanta, Ga.	1999-02
Dale Brown	OL	Birmingham, Ala.	1994-97
Devon Brown	CB	Hoover, Ala.	2013-14
Kevin Brown	OL	Birmingham, Ala.	1991-92
Sean Brown	LB	Trussville, Ala.	1996-97
Spencer Brown	RB	Kimberly, Ala.	2017-Pres.
Steven Brown	WR	Vestavia Hills, Ala.	2006
Terry Brown	OL	Selma, Ala.	1991-93
Arlan Bryant	WR	Birmingham, Ala.	1991
Cedrick Buchannon	WR	Auburn, Ala.	1992-95
Brian Buckner	WR	Reno, Nev.	2001
Greg Bulls	OL	Lubbock, Texas	2008-10
Pat Burchfield	DB	Maben, Miss.	2000-01
Marvin Burdette	LB	Batesville, Miss.	2009-12
Dan Burks	RB	Birmingham, Ala.	2002, '04-06
Faruq Burns	DB	Broomfield, Colo.	1994, '96
Derrick Bush	DB	Indianola, Miss.	2000-02
Marlon Bush	DE	Athens, Ala.	1998-01
Warren Butler	DB	Monticello, Fla.	2002-03
Chad Byrd	DL	Mount Vernon, Ala.	1992
Roscoe Byrd	OL	Albany, Ga.	2012-14

## C

Joel Cain	OT	Mize, Miss.	1998
Greg Calhoun	OL	Alexander City, Ala.	2008-11
James Caligone	CB	Tulsa, Okla.	2013
Albert Calloway	OL	Irondale, Ala.	2013
David Calloway	RB	Conyers, Ga.	2013
Brandon Carlisle	DB	Auburn, Ala.	2006-09
Keith Carroll	OL	Birmingham, Ala.	1995
Desman Carter	S	Pomona, Calif.	2014
Jeremy Carter	FB	Billingsley, Ala.	1998-99
Richard Carter	DE	Lovejoy, Ga.	2006-08
Roddell Carter	WR	Mount Pleasant, S.C.	2008-10
Lee Carter	P	Autaugaville, Ala.	1995-99
Wesley Carter	OL	Pervis, Miss.	2013
Jose Casanova	DE	Vestavia Hills, Ala.	2013
Josh Case	OT	Pell City, Ala.	1998-
Rick Cauley	RB	Saraland, Ala.	1993
Kenny Causey	WR	Biloxi, Miss.	1996
Destin Challenger	DB	Hoover, Ala.	2012
Leo Chamblin	DB	Birmingham, Ala.	1992-93
Trey Chaney	RB	Birmingham, Ala.	2003-06
Chris Chapman	DT	Jacksonville, Ala.	1991
Vernon Chatman	WR	Theodore, Ala.	2013-14, 2017
Bradly Chavez	WR	Saraland, Ala.	2002-04
Austin Chipoletti	QB	Jacksonville, Fla.	2014
Jay Chisolm	DL	Chelsea, Ala.	2017-Pres.

## ALL-TIME LETTERWINNERS

Jewel Christian	DL	Osyka, Miss.	2012
Jacob Clark	LS	Piedmont, Ala.	2017-Pres.
Cody Clements	QB	Whittier, Calif.	2014
Daniel Clements	DB	Birmingham, Ala.	2008
Chico Cleveland	WR	Selma, Ala.	2001-03, '05
Coker Cleveland	RB	Anniston, Ala.	1994-96
Derrick Cloud	DE	Birmingham, Ala.	1997-99
Larry Coachman	OL	Cottonwood, Ala.	2001-03
Mike Coalson	RB	Birmingham, Ala.	1992-94
Johnny Cockrell	S	Columbus, Miss.	2011
Justin Colbert	RB	Atlanta, Ga.	2002
Glenn Coleman	LB	Tuscaloosa, Ala.	1996
Jalen Coleman	LB	Daphne, Ala.	2014
Marquis Coleman	DB	Chester, S.C.	2008-11
Percy Coleman	RB	Birmingham, Ala.	1997-00
Bashr Coles	RB	Tucker, Ga.	2012-13
Derrick Colley	WR	Bessemer, Ala.	1995-96
Perry Collier	DB	Munday, Texas	1995
Terry Collier	RB	Munday, Texas	1995
Gerod Condry	LB	Tallahassee, Fla.	2004-06
Cory Conley	FB	Smyrna, Ga.	1998
Jhun Cook	WR	Birmingham, Ala.	2002-05
Rishard Cook	OL	Hattiesburg, Miss.	2017-Pres.
Nick Coon	WR	Eclectic, Ala.	2003-05, '07
Sederian Copeland	WR	Dallas, Texas	2017-Pres.
Dominique Cosper	DB	Anniston, Ala.	2002-05
Jody Coulter	OL	Calhoun, Ga.	1995-97
Rusty Coulter	LB	Opelika, Ala.	1992-94
Jeff Cowley	OT	Orlando, Fla.	1998-99
Caron Cox	DE	Villa Rica, Ga.	1999-00
Thomas Cox	QB	Birmingham, Ala.	1999-02
Justin Craft	DB	Alexander City, Ala.	1994-96
Chris Crary	DE	Birmingham, Ala.	1992
David Crawford	RB	Birmingham, Ala.	2000-01
Brian Creel	OL	Boaz, Ala.	1994-98
Logan Creel	OL	Loganville, Ga.	2007-10
Tevin Crews	LB	Brent, Ala.	2012-14, 17
Jon Criswell	RB	Snead, Ala.	2000
Undrae Crosby	TE	Millbrook, Ala.	1997-00
Uneik Crumbley	OL	Americus, Ga.	2013-14
Duke Culver	CB	Jacksonville, Fla.	2017-Pres.

### D

Sean Dailey	OL	Trussville, Ala.	2008-09
Chase Daniel	S	Birmingham, Ala.	2008-10
Chris Daniels	LB	D'Iberville, Miss.	1995-96
Demarco Davis	CB	Atlanta, Ga.	2014
Demarcus Davis	WR	Decatur, Ga.	2006
Demetrius Davis	WR	Birmingham, Ala.	2017-Pres.
James Davis	OL	Jackson, Miss.	2017-Pres.
Jason Davis	LB	Hillsboro, Ala.	1997
Jay Davis	WR/S	Lilburn, Ga.	2011-14
Larry Davis	RB	Birmingham, Ala.	2004
Pernell Davis	DT	Birmingham, Ala.	1996-98
Robert Davis	RB	Homewood, Ala.	1994, '96
Tim Davis	DL	Apopka, Fla.	2007-09
Kevin Davison	DL	Fairhope, Ala.	1992-94
Nick Davison	DL	Calhoun, Ga.	2008-09
Will Dawkins	DB	Vero Beach, Fla.	2017-Pres.
David DeCordova	DL	Manhattan Beach, Calif.	2009-10
Byron DeVinner	OL	Calera, Ala.	1992-93
Aron Dickerson	OL	Killen, Ala.	1999-00
Mar'Sean Diggs	DB	Washington, D.C.	2017-Pres.
Joey Dill	DE	Dora, Ala.	1991-93
Al Dillard	DB	Birmingham, Ala.	1991-92
Jamarius Dismuke	OL	Birmingham, Ala.	2004-07

MEDIA  
SEASON  
REVIEW  
STAFF  
PLAYERS  
HISTORY  
#WinASone



## ALL-TIME LETTERWINNERS

Daniel Dixon	QB	Cleveland, Ala.	1997-00
Joel Dixon	P	Melbourne, Australia	2017-Pres.
Norris Drinkard	WR	Dothan, Ala.	2004-06
Shannan Dodson	DE	Brookwood, Ala.	1992-'94
Terry Dollerson	LB	Florence, Ala.	1991-94
Tony Dollison	OL	Starkville, Miss.	1999-00
Kevin Drake	WR	Gardendale, Ala.	1994-97
Wes Drewery	LS	Franklin, Tenn.	2014
Richard DuBon	DB	Scottsdale, Ariz.	1993-94
Sam Dudley	TE	Tuscaloosa, Ala.	2001-04
Theron Dudley	RB	Stone Mountain, Ga.	2001-03
Lee Dufour	OL	Saraland, Ala.	2014, 2017-pres.
Jegil Dugger	RB	Birmingham, Ala.	1998-01
Will Dunbar	DB	Atlanta, Ga.	2005-08
Carl Duncan	WR	Montgomery, Ala.	2002-05
Caleb Dyck	RB	Dothan, Ala.	2008-10

## E

Bentley Easley	DL	Tampa, Fla.	2017-pres.
Tyson Eason	LB	Huntsville, Ala.	1997-00
Curt Eddy	DB	Birmingham, Ala.	1991
Terence Edge	OL	Atlanta, Ga.	2007-08, '10-11
Jamie Edwards	OL	Birmingham, Ala.	1991-93
Vincent Edwards	WR	Birmingham, Ala.	1996
Willie Edwards	WR	Mobile, Ala.	2006
Kingsley Eijke	DL	Covington, Ga.	2014
Nigel Eldridge	LB	Montgomery, Ala.	2001-04
Marculus Elliott	RB	Montgomery, Ala.	2003-06
Vince Elliott	DE	Birmingham, Ala.	1991
Bryan Ellis	QB	Byron, Ga.	2009-11
A.J. Erdely	QB	Cumming, Ga.	2017-pres.
Jordan Erwin	TE	Vestavia Hills, Ala.	2003
Ryan Estes	C	Chino, Calif.	1999-00
Jody Evans	DB	Crestview, Fla.	1992-93
Josh Evans	DL	Lanett, Ala.	1991-94
Will Evans	DB	Montgomery, Ala.	2003-06
Gerald Everett	TE	Hutchinson, Kan.	2014

## E

Carl Fair	RB	Starkville, Miss.	1999-00
Curtis Falany	QB	Vestavia Hills, Ala.	2003-04
Kelepi Falou	OL	Concord, Calif.	2014
Lamarcus Farmer	DB	Pensacola, Fla.	2012-14
Stevie Farmer	QB	Athens, Ala.	2014
Greg Fecanin	OL	Pinson, Ala.	2017-pres.
Chris Felder	DB	Camden, Ala.	2005-06
Taurus Felton	OL	Cleveland, Miss.	1995-96
Brock Ferguson	DB	Montgomery, Ala.	2008-10
Chad Ferraez	LS	Columbus, Miss.	1999-00
Mark Ferrell	WR	South Boston, Va.	2008-09
Scott Fields	DB	Moody, Ala.	1992
Tommy Fincher	LB	Loxley, Ala.	1991-93
Johnny Flowers	DB	Birmingham, Ala.	1996
Cody Flournoy	DB	Smiths, Ala.	2000-01
Jason Floyd	OL	Birmingham, Ala.	1991-92
Kevin Ford	OL	Vicksburg, Miss.	1999-00
Frantrell Forrest	WR	Mobile, Ala.	2007-10
Wes Foss	SS	Rome, Ga.	1998-00
Lucious Foster	RB	Birmingham, Ala.	1996-98
Rodney Foster	DE	Abernant, Ala.	1991-94
Greg Franklin	RB	Marietta, Ga.	2010-13
Preston Fray	OL	Lithonia, Ga.	1998-01
Kerry Frazier	LB	Havelock, N.C.	1995-96
Eddie Freeman	DE	Mobile, Ala.	1998-01
Lamont French	DB	Amory, Miss.	1996-97
Brandon Fuller	LB	Birmingham, Ala.	2014

## ALL-TIME LETTERWINNERS

Durrell Fuqua	DB	Russellville, Ala.	2004-06
Jacob Fuqua	LS	Williamson, Ga.	2017-pres.

### G

Rhett Gallego	PK	Hueytown, Ala.	1998-01
Maurice Gallery	WB	Mobile, Ala.	1998-01
Andy Galloway	OL	Dothan, Ala.	2001-03
David Galten	OL	San Mateo, Calif.	2017-pres.
Philip Gambrell	OL	Florence, Ala.	1999-00
Doug Gann	QB	Homewood, Ala.	1991
Jake Ganus	LB	Chelsea, Ala.	2012-14
Jamell Garcia-Williams	DL	Las Vegas, Nev.	2017-pres.
Anthony Garrett	DE	Cottonwood, Ala.	2002-03
Lynorse Garrett	TE	Cottonwood, Ala.	2002-03
Harris Gaston	LB	Birmingham, Ala.	2014
Bryan Gay	DE	Honolulu, Hawai'i	1995-96
Elias Gee	DT	Bessemer, Ala.	1991
Kendal Gibson	RB	Aliceville, Ala.	2001-02
Randal Gibson	DL	Aliceville, Ala.	2001-02
James Godfrey	DB	Newnan, Ga.	1996-99
Kevin Grace	OL	Meridian, Miss.	1999-00
Neal Gray	LB	Chelsea, Ala.	2013
Aaron Green	OL	Indianapolis, Ind.	2012-13
Chad Green	DT	Webb, Ala.	1991
J.J. Green	WR	Florence, Ala.	2013-14
Marlon Green	DB	Brookwood, Ala.	1991-94
Pat Green	RB	Columbiana, Ala.	1991-94
Charles Griffin	WR	Montgomery, Ala.	2000-01, '03-04

### H

Jonathan Haden	WR	Upper Marlboro, Md.	2017-pres.
Brontae Harris	CB	Cullman, Ala.	2017-pres.
Nick Holman	LB	Madison, Ala.	2017

### J

Jermaine Johnson	WR	New Orleans, La.	1993-94
Justin Johnson	WR	Dothan, Ala.	2007-08
Lamar Johnson	DB	Pascagoula, Miss.	2012
Malique Johnson	OL	Freeport, Ill.	2017-pres.
Paul Johnson	LB	Cordova, Ala.	1991-92
Travis Johnson	WR	Jacksonville, Ala.	1997-01
Thomas Johnston	LB	Spanish Fort, Ala.	2017-pres.
Tyler Johnston III	QB	Spanish Fort, Ala.	2017-pres.
Lee Jolly	QB	Cedartown, Ga.	1997-99
Calvin Jones	DB	Petal, Miss.	2012-14
Chris Jones	LB	Trinity, Ala.	1993-94
Clint Jones	LB	Trinity, Ala.	1996-97
James Jones	RB	Birmingham, Ala.	1991
Mike Jones	OL	New Augusta, Miss.	1994-95
Mike Jones	WR	Nashville, Tenn.	2007-10
Noah Jones	DL	Ft. Lauderdale, Fla.	2017
Reggie Jones	DB	Bessemer, Ala.	2007
Rodney Jones	DL	Birmingham, Ala.	1998-01
Santonio Jones	TE	Heidelberg, Miss.	2012-13
Shaq Jones	LB	LaNett, Ala.	2012-14, 2017
Jimmy Joynt	OL	Marietta, Ga.	2001

### K

Craig Kanyangarara	LB	Lynn, Mass.	2017-pres.
Tom Karlo	QB	Grossmont, Calif.	1995
Stacy Keely	DL	Omaha, Neb.	2017-pres.
Sam Kendrick	DL	Birmingham, Ala.	2002-05
Hunter Kennedy	OL	Troy, Ala.	2014
Bobby Keyes	DB	Raleigh, Miss.	2003-04
Reginald King	DE	Courtland, Ala.	1995-97
Scott King	LB	Phenix City, Ala.	1998-99

MEDIA

SEASON  
REVIEW

STAFF

PLAYERS

HISTORY

#WinAsOne





## ALL-TIME LETTERWINNERS

Demarcus Kirk	RB	Dora, Ala.	2014
Taylor Klein	S	Lexington, Ky.	2009-12
Keilan Knight	DB	Birmingham, Ala.	2017-pres.
Jared Koechner	OL	Louisburg, Kan.	2008-09
Andrew Kopecky	CB	Vestavia Hills, Ala.	1998-01
Tim Kreider	OL	Birmingham, Ala.	1992-94
Ryan Krum	OL	El Cajon, Calif.	2014

### L

Eric Lam	OL	Hoover, Ala.	1994
Eric Lampley	LB	Douglasville, Ga.	1996-99
Marcus Lampton	OL	Columbia, Miss.	2004-05
Vashon Landers	DB	Opelika, Ala.	2012-13
Zach Lankford	TE	Dacula, Ga.	2006-09
Eddie LaFavour	DL/OL	Glencoe, Ala.	2000-01
Anthony Larry	OL	New Orleans, La.	2002
Donnie Lee	RB	Harvey, Ala.	2017-pres.
Lamar Lee	TE	Topeka, Kan.	1995-96
Alan Leon	OL	Gulfport, Miss.	2005-06
Robert Leslie	DE	Trussville, Ala.	1993-95
Caleb Lester	CB	Atlanta, Ga.	2010-11
Kyle Lestrangle	FB	Alpharetta, Ga.	2014
Otis Leverette	DE	Americus, Ga.	1999-00
James Lewis	DE	Birmingham, Ala.	1997-98
Reggie Lindsey	WR	Pensacola, Fla.	2004-05
Paul Linsky	OL	Birmingham, Ala.	2002-04
Colin Lisa	WR	Alpharetta, Ga.	2014, 2017-pres.
Julian Little	RB	Linden, Ala.	2014
Leron Little	WR	Aliceville, Ala.	1999-01
Drew Lofstad	DB	Kennesaw, Ga.	1992-95
Keith Long	OL	Hartselle, Ala.	1993
Ty Long	PK	Roswell, Ga.	2011-14
Jordan Longoria	TE	Atlanta, Ga.	2010-12
Tajh Lowe	S	Tulsa, Okla.	2014
Drew Luker	LB	Sweet Water, Ala.	2008-11
Ryan Lundy	LB	Pelham, Ala.	1995-98
Stanley Lykes	LB	Birmingham, Ala.	2006
Mark Lynch	RB	LaBelle, Fla.	1995-96

### M

Greg Maclin	S	Tanner, Ala.	2014
Brandon Madden	DL	Round Rock, Texas	2006
Walt Maddox	DT	Tuscaloosa, Ala.	1991-94
Josh Magee	WR	Hoover, Ala.	2014
Andrew Mahan	DE	Selma, Ala.	2010
Robert Mallory	OL	Woodruff, S.C.	1991-92
Darius Malone	WR	Douglasville, Ga.	1996-99
James Malone	DL	Cedartown, Ga.	1999-02
Garrett Marino	DL	Orange County, Calif.	2017-pres.
Marcus Mark	LB	Mobile, Ala.	2003-06
Chris Mason	DE	Cullman, Ala.	2002-03
Nick Mathis	DB	Indianapolis, Ind.	1993-94
Chris Maye	P	Daleville, Ala.	1991-94
Matt McCants	OL	Mobile, Ala.	2007, '09-'11
Marc McCluney	OL	Gadsden, Ala.	1991-94
T.J. McCollum	S	Birmingham, Ala.	2014
Jermaine McElveen	DE	Atlanta, Ga.	2003-06
Elliott McGaskin	S	Mobile, Ala.	2009-10
Alonzo McGee	LB	Sumter, S.C.	2014
Myles McKee	QB	Asheville, N.C.	2013-14
Hassan McKeithan	DL	Marietta, Ga.	1998-02
Marcus McKinney	WR	Birmingham, Ala.	1992-94
Roderrick McKinney	DL	Birmingham, Ala.	2017
Michael McRae	DB	Sarasota, Fla.	2007-08
Larry McSwain	DE	Mobile, Ala.	2004-06
Joe Meadow	FB	Hoover, Ala.	1998-99

## ALL-TIME LETTERWINNERS

Tim Medders	OL	Alabaster, Ala.	1997-00
Ryan Meeks	LB	Evergreen, Ala.	1999-01
Sylvester Mencer	WR	Midfield, Ala.	2005-07, '09
Tamar Mickens	RB	Birmingham, Ala.	2013-14
Ortavious Miles	FB	Trussville, Ala.	1998
David Miller	DL	Cullman, Ala.	2003-06
Lee Miller	PK	Starkville, Miss.	1997
Michael Miller	WR	Birmingham, Ala.	1991-92
Mike Miller	QB	West Palm Beach, Fla.	2013
Rolan Milligan	S	Lake City, Fla.	2014
Michael Mills	LB	Pelham, Ala.	1994
Calvin Mitchell	OL	Cedar Grove, Ala.	1997
Garrison Mitchell	S	Beaumont, Texas	2017
Jim Mitchell	RB	Lawrenceville, Ga.	2007-09
Travis Mizell	DB	Ft. Lauderdale, Fla.	1992-94
Fitzgerald Mofor	LB	Brookeville, Md.	2017-pres.
Kristopher Moll	LB	Coral Gables, Fla.	2017-pres.
Jeff Mollison	WR	Birmingham, Ala.	1991-92
Bo Moncur	RB	Miami, Fla.	2003
Robert Mondie	DL	Memphis, Tenn.	2014
Shannon Monroe	LB	Thomasville, Ga.	1997-98
Chris Moon	DT	Trussville, Ala.	1993-95
Freddie Moore	WR	Decatur, Ala.	2010-11
Sterrick Morgan	DE	Tuscaloosa, Ala.	1995-98
Jontavious Morris	DL	Albany, Ga.	2012-14
Rodney Morris	WR	Alpharetta, Ga.	2014
Benji Morrow	RB	Birmingham, Ala.	1996-98
D'Andre Mostella	RB	Danville, Va.	2011
Hunter Mullins	P	Tallassee, Ala.	2012-14
Parker Mullins	P	Starkville, Miss.	2003-06
Patrick Murrah	FL	Columbiana, Ala.	1999-00
Rajohn Myles	DE	Ashland, Ala.	1999-00

## N

Eric Nation	WR	Brookside, Ala.	1995-98
Hayden Naumann	OL	Decatur, Ala.	2012-14
Kris Neal	RB	Birmingham, Ala.	1998-99
John Newton	S	Birmingham, Ala.	2001-04
J.J. Nelson	WR	Midfield, Ala.	2011-14
William Nichols	TE	Sprott, Ala.	1991, '94
Marvin Nickson	DL	Boligee, Ala.	2001-02
Shawn Ninesling	DT	Ft. Pierce, Fla.	1991
Cory Nix	TE	Woodstock, Ga.	2000-01
James Noble III	RB	Barstow, Calif.	2017-pres.
Landon Nolen	S	Pleasant Grove, Ala.	2011-12
Dallas Noriega	LS	Scottsdale, Ariz.	2013-14
David Norris	LB	Madison, Ala.	2014
Shane Norton	LB	Montgomery, Ala.	1993
Shannon Nowak	WR	Alabaster, Ala.	1994
Bryant Novik	OL	Hoover, Ala.	2014, 2017-pres.

## O

Brian O'Leary	OL	Venice, Fla.	2011-14
Al Olieh	DE	Aurora, Ill.	1996-97
Andrae Ollie	RB/WR	Birmingham, Ala.	2000
Jamie Onufrak	DL	Sarasota, Fla.	2012
James Orrick	OL	Phil Campbell, Ala.	1999
Evan Orth	QB	Neptune Beach, Fla.	2014
Rodney Outlaw	OL	Starkville, Miss.	2004
Isaih Owens	DE	Marion, S.C.	1994-96
Taylor Ownbey	LB	Gainesville, Ga.	2005-06

## P

William Parchman	WR	Birmingham, Ala.	1991-92
Omar Parker	DB	Montgomery, Ala.	1995-98

MEDIA

SEASON  
REVIEW

STAFF

PLAYERS

HISTORY

#WinASone



## ALL-TIME LETTERWINNERS

Jesse Parrish	LB	Wetumpka, Ala.	2012-13
Cody Payne	DL	West Palm Beach, Fla.	2010, '12
Scottie Peace	S	Nashville, Tenn.	2014
Shane Pearson	TE	Athens, Ga.	2000-02
Thurman Pearson	DB	Melvin, Ala.	2000-02, '04
Tyler Peppers	DE	Opelika, Ala.	2011
Quincy Perdue	WR	Marietta, Ga.	2014
Bo Perry	OT	Cedartown, Ga.	1998-99
Jonathan Perry	QB	Baltimore, Md.	2011-13
Larry Pettaway	LB	Eight Mile, Ala.	2013
Kenton Petties	WR	Dora, Ala.	2014
Mark Pettus	OL	Lineville, Ala.	2001-02
Jordan Petty	CB	Florence, Ala.	2014, 2017
Manuel Philpott	WR	Birmingham, Ala.	1991
Steve Pickren	TE	Pell City, Ala.	2013-14, 2017
Hayden Pittman	TE	Spanish Fort, Ala.	2017-pres.
Michael Pittman	TE	Dacula, Ga.	2001-02
Dwight Platt	CB	Atlanta, Ga.	1998
Vincent Pollard	LB	Ocilla, Ga.	2003
Robert Porter	WR	Homewood, Ala.	1991-94
Darius Powell	DB	Foley, Ala.	2012-14
Teko Powell	DL	Miami, Fla.	2017
Antoine Powers	DB	Hazel Green, Ala.	2007-08
Jason Powers	P	Tampa, Fla.	1993-95
Josh Powers	TE	Collierville, Tenn.	1996-98
Justice Powers	OL	Cedar Hill, Texas	2017-pres.
Blake Prime	DB	Birmingham, Ala.	2002-05
Bud Pruitt	TE	Theodore, Ala.	2011-13
Michael Putt	DL	Birmingham, Ala.	1991-92

### Q

Kelvin Quarles	DL	Atlanta, Ga.	2007
Willie Quinnie	WR	Theodore, Ala.	2000-02

### R

Chris Rabb	DE	Hueytown, Ala.	2012-14
Marcel Rachel	WR	LaGrange, Ga.	1995-97
Trey Ragland	P	Trussville, Ala.	2008-10
Jeremy Raines	DT	ChIPLEY, Fla.	1994
Mark Rawls	LB	Homewood, Ala.	2014
Henry Ray	WR	Birmingham, Ala.	1992
Jason Ray	OL	Central, S.C.	1996
Johnny Rea	OL	Pell City, Ala.	1994-97
Kyle Rea	RB	Russellville, Ala.	1997-98
Darrin Reaves	RB	Birmingham, Ala.	1991
Darrin Reaves	RB	Birmingham, Ala.	2011-13
Mark Reaves	OL	Oxford, Ala.	1994-97
Marcus Reaves	WR	Birmingham, Ala.	2013-14
Tony Reed	DB	Sylacauga, Ala.	1991-92
D.J. Reese	DK	Daphne, Ala.	2007-10
Izell Reese	DB	Dothan, Ala.	1994-97
Brandon Register	DB	Seminole, Ga.	2003-06
Keith Register	OL	ChIPLEY, Fla.	1992-95
Anthony Reid	OL	Hayden, Ala.	1994-96
Lute Renshaw	P	Decatur, Ala.	1992-93
Clarence Respress	DL	Barnesville, Ga.	2004-06
Ernest Respress	DL	Barnesville, Ga.	2002-05
Brett Richards	C	Bufo, Ga.	1997-99
Cornelius Richards	CB	Northport, Ala.	2009-12
Gene Richardson	LB	Birmingham, Ala.	1992
Jordan Ricks	LB	Birmingham, Ala.	2013-14
Starlin Ridley	LB	Atlanta, Ga.	1999-02
Lance Rhodes	WR	Birmingham, Ala.	2003-05
Lee Robbins	DL	Dothan, Ala.	1994
Mitch Robbins	DB	New Hope, Ala.	1992
Shaquille Roberson	DL	Camp Hill, Ala.	2012-14

## ALL-TIME LETTERWINNERS

Joey Roberto	LB	Pelham, Ala.	1995-96
Michael Roberto	DT	Pelham, Ala.	1995-96
Joseph Roberts	LB	Trussville, Ala.	2014
John Robinson	LB	Birmingham, Ala.	2014
DeMarcus Rodgers	LB	Toxey, Ala.	2002-04
Cornelius Rogers	OL	Birmingham, Ala.	2004-06
Keith Roland	RB	Belle Glade, Fla.	1991
Ernest Ross	WR	Decatur, Ga.	1996-99
Anthony Rush	DL	Raleigh, N.C.	2017-pres.
Kenny Rush	OL	Tallahassee, Fla.	2002-03
Wallace Rutledge	LB	Birmingham, Ala.	1996-97

### S

Victor Salako	OL	Huntsville, Ala.	2013-14
Carl Sanders	RB	Montgomery, Ala.	1996
Kevin Sanders	DB	Pell City, Ala.	2005-08
Jared Sands	FB	Gardendale, Ala.	2004
Alex Santiago	RB	Pell City, Ala.	1991
Kyle Sappington	TE	Tuscaloosa, Ala.	2014
Chris Schleuger	OL	Wesley, Iowa	2017
Deric Scott	DT	Atlanta, Ga.	2010-13
Logan Scott	TE	Purvis, Miss.	2017-pres.
Daniel Seahorn	OL	Houston, Texas	2008-09
Jake Seitz	OL	Vestavia Hills, Ala.	2006-09
David Self	DE	Birmingham, Ala.	1991-92
Scotty Shaw	LB	Pelham, Ala.	1992
Pat Shed	RB	Starkville, Miss.	2010-11
Lance Shoemaker	DE	Montgomery, Ala.	1991-92
George Sides	QB	Elmore, Ala.	1991
Dainon Sidney	CB	Atlanta, Ga.	1996-97
Melvin Sidney	OL	Atlanta, Ga.	1996-98
David Sigler	TE	Albertville, Ala.	2004-07
Ron Sigler	TE	Mobile, Ala.	1994-95
T.J. Simmons	WR	Chipley, Fla.	1999-02
Justin Sims	LB	Mobile, Ala.	2007
Zach Sims	OL	Homewood, Ala.	2014, 2017
Eddie Sinclair	LB	Leeds, Ala.	1992-94
Adrian Singleton	FS	Mobile, Ala.	1998-01
Derek Slaughter	DE	Jonesboro, Ga.	2009
Derek Slaughter	LB	Pelham, Ala.	2012-14
Rashaud Slaughter	WR	Adamsville, Ala.	2006-09
Jonathan Sledge	LB	Birmingham, Ala.	1998-99
Justin Smartt	DB	Atlanta, Ga.	2008-10
Andra Smith	DL	Memphis, Tenn.	2013
Brian Smith	LB	Rome, Ga.	1996-98
Brian Smith	DB	Birmingham, Ala.	1991
Darion Smith	C	Brookhaven, Miss.	2010-11
Josh Smith	DL	Birmingham, Ala.	2014
Julian Smith	TE	Birmingham, Ala.	2007-08
Mastaki Smith	LB	Mobile, Ala.	2003-06
Nolen Smith	WR	Oneonta, Ala.	2010-11, 13-14
Terry Smith	DT	Aberdeen, Miss.	1995-97
Xavier Smith	DL	Mobile, Ala.	2007
Les Snead	TE	Eufaula, Ala.	1991
Jason Southall	WR	Birmingham, Ala.	2001-04
Tom Sondgeroth	DT	Mendota, Ill.	1992
Jerrickus Speights	DL	Gardendale, Ala.	2005-07
Brad Spencer	OL	Birmingham, Ala.	2001-02
Alan Spooner	LB	Trussville, Ala.	1991-93
Terrell Springs	DB	Chester, S.C.	2008-11
Ferson Stafford	S	Phenix, Ala.	2009-10
LaDarrius Stanley	DL	Courtland, Ala.	2004-07
Lucious Stanley	RB	North Fort Myers, Fla.	2017-pres.
Mario Stanley	DB	Athens, Ala.	2000-02
Jamari Staples	WR	Lineville, Ala.	2013-14
B.J. Steed	LB	Sioux City, Iowa	2006-08

MEDIA

SEASON  
REVIEW

STAFF

PLAYERS

HISTORY

#WinASone



## ALL-TIME LETTERWINNERS

Carlos Stephens	RB	Alabaster, Ala.	2017
Nick Stewart	LB	Montgomery, Ala.	1998-01
Ross Stewart	P	Blountsville, Ala.	1999-02
Darnell Stiehl	LB	Spanish Fort, Ala.	1998-99
Alvin Stokes	QB	Jackson, Miss.	1995-97
Dennis Stokes	DB	Chipley, Fla.	1994-96
Patrick Swoopes	OL	Starkville, Miss.	2006
Dominic Sylvester	OL	Horseheads, N.Y.	2013

### T

Mike Tashman	LB	Hoover, Ala.	2007
Kevin Tatarek	P	Birmingham, Ala.	1992-96
Todd Tate	WR	Marietta, Ga.	2005
Jacob Tauanuu	LB	San Diego, Calif.	2007
Darrius Taylor	LB	Cherokee, Ala.	2001-04
Doug Taylor	WR	Linden, Ala.	1991-92
Matt Taylor	DB	Birmingham, Ala.	2005-08
Rod Taylor	LB	Montgomery, Ala.	2000-01
Clay Templeton	S	Gasden, Ala.	2017-pres.
Nick Terrell	LB	Pelham, Ala.	2013
Blake Thackston	WR	Douglasville, Ga.	2007
Cedric Thatch	RB	Tanner, Ala.	1997-00
Quindarius Thagard	DL	Luverne, Ala.	2017-pres.
Broderick Thomas	CB	West Columbia, Texas	2017-pres.
Bryan Thomas	DE	Birmingham, Ala.	1998-01
Caleb Thomas	OL	Decatur, Ala.	2008-11
Terry Thomas	LB	Bessemer, Ala.	2007-08
Travouris Thomas	WR	Atlanta, Ga.	2002
Kevin Thomason	PK	Maylene, Ala.	1992-95
Willie Thompson	OL	Louisville, Ga.	2006-09
Brandon Thornton	RB	Birmingham, Ala.	2007
David Thornton	RB	Vernon, Ala.	1992-93
Kevin Thrasher	DE	Alexandria, Ala.	1997
Jeff Tippetts	TE	Jacksonville, Ala.	2001
Ken Todd	DL	Birmingham, Ala.	1997-98
Dee Tolbert	WR	Alabaster, Ala.	2014
Mike Trammell	OL	Birmingham, Ala.	1991-94
Jason Tropeano	LB	Birmingham, Ala.	1993-94
Quentin Troupe	WR	Tanner, Ala.	1997
Adam Truitt	OL	Hoover, Ala.	2004-07
Kirk Tuck	OL	Pelham, Ala.	1999-02
Brent Turner	LB	Huntsville, Ala.	1995-96
Bryant Turner	DE	Daphne, Ala.	2007-10
Daniel Turner	OL	Andalusia, Ala.	2006-07
Dy'onn Turner	CB	Florence, Ala.	2017-pres.
Ronnie Turner Jr.	WR	Salinas, Calif.	2017
Jamie Tyler	OL	Birmingham, Ala.	1991-92

### U

Xavier Ubosi	WR	Reseda, Calif.	2017-pres.
--------------	----	----------------	------------

### V

Kyle Varnell	LS	Norcross, Ga.	2017
Jake Vest	WR	Daleville, Ala.	1995
D.J. Vinson	WR	Clay, Ala.	2011, 13-14
Nick Vogel	K	Jacksonville, Ala.	2014, 2017-pres.
Danny Volk	TE	Tanganoxie, Kan.	2010-11

### W

Julius Wainwright	DB	Tuscaloosa, Ala.	2002-05
Roger Waldon	DB	Detroit, Mich.	1991-94
Wade Waldrop	P	Hartselle, Ala.	1998
Joseph Waller	TE	Huntsville, Ala.	2007-10
Chris Walton	DE	Atlanta, Ga.	2011-14
Lamanski Ware	LB	Lanett, Ala.	2008-11
Avery Warner	FS	Decatur, Ga.	1998-01

## ALL-TIME LETTERWINNERS

Zachary Warren	CB	Madison, Ala.	2013
Darryl Waters	DL	Norfolk, Va.	2017
Swayze Waters	PK/P	Jackson, Miss.	2005-08
Shalin Waterford	DB	Harvest, Ala.	2012-14
Diaheem Watkins	DL	Brent, Ala.	2011-14
Jarrell Watters	LB	Thomasville, Ala.	2008
Katrell Watters	LB	Thomasville, Ala.	2008
Cortez Webb	DB	Wichita, Kan.	2012-13
Joe Webb	QB	Birmingham, Ala.	2006-09
Justin Wells	DL	Madison, Ala.	2009-10
Nate Weston	S	Hampton, Ga.	2014
John Whitcomb	QB	Chipley, Fla.	1992-94
Barker White	OL	Pensacola, Fla.	2001-02
Corey White	RB	Bessemer, Ala.	2003-06
Daniel White	LB	Apopka, Fla.	2009-10, 13
Patrick White	RB	Boaz, Ala.	1992
Roddy White	WR	Charleston, S.C.	2001-04
Wayne White	LB	Dothan, Ala.	1991-94
Justin Whitmore	DB	Birmingham, Ala.	2002-04
Carlos Whitt	RB	Birmingham, Ala.	1992
Henry Wideman	LB	Brilliant, Ala.	1993
Josh Widner	OL	Cullman, Ala.	1993-96
Artavious Williams	OL	Montgomery, Ala.	2000-01, 03
Carnell Williams	DB	Wenonah, Ala.	2004-07
Chris Williams	QB	New Orleans, La.	2003-06
D.A. Williams	CB	St. Augustine, Fla.	2017-pres.
Darius Williams	CB	Jacksonville, Fla.	2014, 2017
Jackie Williams	WR	Prichard, Ala.	2010-12
James Williams	CB	Clarksdale, Miss.	1998-99
Jeffery Williams	LB	Tallahassee, Fla.	2004-06
Royd Williams	WR	Birmingham, Ala.	2000-01
Tommy L. Williams	QB	Jasper, Ala.	1992
Tony Williams	DL	Montgomery, Ala.	2002-03
Travis Williams	OL	Lanett, Ala.	1991-94
Zachary Williams	LB	Lena, Miss.	2017-pres.
Sam Williamson	DL	Greenville, Ala.	2002-05
Alan Willis	DB	Altoona, Ala.	1994-97
Cam Willis	DL	Birmingham, Ala.	2014
Reggie Willis	RB	Birmingham, Ala.	2002
A.J. Wilson	S	Marshall, Texas	2010
Andre Wilson	WR	Converse, Texas	2017-pres.
Darrion Wilson	LB	Crawfordville, Fla.	2009-10
Julius Wilson	OL	Bradenton, Fla.	2004-06
Terrance Winborn	DE	Gadsden, Ala.	1996-98
Joe Winston	OL	Harvest, Ala.	2013
Sentell Winston	DB	Demopolis, Ala.	1999-01
John Woltersdorf	PK	Birmingham, Ala.	1991
Chris Woolbright	LB	Brooklyn, N.Y.	2017-pres.
Zac Woodfin	LB	Prattville, Ala.	2001-04
Daron Wright	DE	Atlanta, Ga.	2013-14
Mario Wright	WR	Birmingham, Ala.	2007-10

Josh Zahn	PK	Gilbert, Ariz.	2009-10
-----------	----	----------------	---------

Z

MEDIA

SEASON  
REVIEW

STAFF

PLAYERS

HISTORY

#WinASone







>> #WINASONE



# RAY L. WATTS

## PRESIDENT

UAB '76

WASHINGTON UNIV. SCHOOL OF MEDICINE '80

Ray L. Watts, M.D., UAB's seventh president, has demonstrated visionary leadership in education, research and clinical care throughout his career.

A Birmingham native and graduate of West End High School, Dr. Watts earned a bachelor's degree in engineering at UAB in 1976. The collaborations he had with biomedical engineering students as an undergraduate inspired him to expand his career horizons and, four years later, he graduated from Washington University School of Medicine in St. Louis as valedictorian of his class.

Dr. Watts completed a neurology residency, medical internship, and clinical fellowships at Harvard Medical School and Massachusetts General Hospital, followed by a two-year medical staff fellowship at the National Institutes of Health. Before returning to UAB in 2003, he was part of a team that helped to create an internationally renowned research and clinical center for Parkinson's disease and other movement disorders at Emory University in Atlanta.

At UAB, Dr. Watts served as the John N. Whitaker Professor and Chairman of the Department of Neurology. There he led the development of an interdisciplinary research program aimed at translating scientific breakthroughs into promising new therapies for neurodegenerative diseases and played a key role in the establishment of the UAB Comprehensive Neuroscience Center. He also was named president of the University of Alabama Health Services Foundation.

In 2010, Dr. Watts accepted the position of Senior Vice President and Dean of the School of Medicine at UAB, and later was named to the James C. Lee Jr. Endowed Chair. As dean, Dr. Watts – in partnership with UAB Health System and Health Services Foundation leaders – initiated the AMC21 comprehensive strategic plan, encompassing education, research, clinical care and primary care. AMC21 aims to make UAB “the preferred academic medical center of the 21st century,” and has led to the recruitment of outstanding faculty, the launch of programs to accelerate research and drug discovery, and the development of a third regional medical campus in Montgomery, among other successes.

He has been tireless in his efforts to enhance medical student training—from increasing available scholarships to supporting Equal Access Birmingham, a volunteer organization in which students provide care to under-served patients—and to foster stronger relationships with medical alumni throughout the state.

“People want to invest in the future—in solutions that will have a real impact on our health, education and our economy,” Dr. Watts has said. “So the state and community want us to develop our ideas and capitalize on opportunities to lead. UAB can be one of the most dynamic and productive universities of the 21st century, and that is our vision.”

Dr. Watts and his wife Nancy, who worked at UAB as a nurse before retiring, have five grown children.

MEDIA

SEASON  
REVIEW

STAFF

PLAYERS

HISTORY

#WinAsOne





# MARK INGRAM

## DIRECTOR OF ATHLETICS

FOURTH YEAR AT UAB

TENNESSEE '96

Mark Ingram, a veteran administrator with an extensive background in athletic development, was named UAB's Director of Athletics on May 1, 2015 and enters his fourth year at the helm of the Blazer Athletic Department.

Ingram has guided the UAB Department of Athletics through its most unique and unprecedented era of collegiate athletics with the reinstatement of Football, Bowling and Rifle, while experiencing record-setting performances on the fundraising trail and in the classroom.

In three years under Ingram's leadership, the UAB Department of Athletics has:

- Reinstated UAB Football, Rifle and Bowling
- Raised more than \$55 million in cash and pledges for UAB Athletics
- Completed the design and construction of a \$22.5 million football practice facility, which includes a \$4.2 million sponsorship and naming agreement with Legacy Credit Union – the largest of its kind in UAB Athletics history
- Fall of 2016 overall student-athlete GPA of 3.14, which is the highest ever on record, while also posting a GPA of 3.13 in the Fall of 2015 and 2017.
- One of two schools in C-USA to have multiple teams win the league's Academic Excellence Award for highest GPA.
- The Blazers had nine sports with perfect Academic Performance Rate (APR) scores for 2017-18, tied for the most in Conference USA.
- UAB student-athletes have compiled no less than 3,500 combined hours of community service in Ingram's three years. UAB ranked 10th nationally amongst Division I school in community service hours in 2017-18.
- Competitively, men's basketball won the 2015-16 C-USA regular season title. Softball won the 2016 and 2018 C-USA Western Division regular season title, and women's basketball won the 2017-18 C-USA regular season title and set a program record with 27 wins.
- The 2017-18 season marked the seventh-consecutive season UAB has had representation in the Men's Golf NCAA Tournament.

Ingram was an integral member of the design team for the new 46,000 square foot Football Operations Center, which features an open-air pavilion covering a turf practice field, making UAB a pioneer in this architectural design.

The Football Operations Center is just one of many capital projects and facility renovations Ingram has led, which includes a list of: BBVA Compass Field and lights, High density storage, Basketball weight room, Men's Basketball office renovations, Ticket office renovations, Hoke Hire Academic Center renovations, Olympic Sports weight room renovations, Nutrition station, Softball stadium renovations, Football Operations Center, Green and Gold Room renovations, Champion Club upgrades, Women's Basketball locker room renovations, Baseball infield reconstruction, BBVA Soccer Stadium expansion, New Olympic Track & Field, New Beach Volleyball complex, Downtown Football Stadium.

In addition to all the on-campus upgrades, Ingram was an integral part in the approval of the BJCC's renovations, which includes a new downtown football stadium which the Blazers will call home for the start of the 2021 season.

Prior to arriving in the Magic City, Ingram was most recently the Associate Vice President/Executive Senior Associate Athletics Director at Temple University.

Ingram spent three years at Temple and two as Associate Vice President/Executive Senior Associate Athletics Director. He served as sport administrator for Men's Golf and Women's Lacrosse. Ingram joined Temple from the University of Tennessee, where he was Senior Associate Athletic Director. Ingram and his wife Amy have four children: John, Anne Lauren, Charlie and Audrey.





**DR. FRANK MESSINA**  
Faculty Athletics Representative



**BRAD HARDEKOPF**  
Senior Associate AD  
External Affairs



**KATRESHIA LOUIS-VERRETT**  
Senior Associate AD  
SWA



**BRYANT CARTER**  
Senior Associate AD  
CFO



**DAN CARLSON**  
Senior Associate AD  
Administration



**TED FEELEY**  
Associate AD  
Communications



**COREY BRAY**  
Associate AD  
Compliance



**TREY FRAZIER**  
Associate AD  
Development



**TIMOTHY GARNER**  
Associate AD  
Financial Affairs



**BRIAN KOCH**  
Associate AD  
Sports Medicine



**ERIN KRABBER**  
Associate AD  
Marketing



**FERNANDEZ WEST**  
Associate AD  
Student-Athlete Services



**MATT WILDT**  
Associate AD  
Ticketing



**NATASHA CRISS**  
Assistant AD  
Student-Athlete Services

## UAB HEAD COACHES



**BRIAN SHOOP**  
Baseball  
13th Season



**ROB EHSAN**  
Men's Basketball  
Third Season



**RANDY NORTON**  
Women's Basketball  
Sixth Season



**KYRA IANNONE**  
Beach Volleyball  
Second Season



**MICHELLE CREWS**  
Bowling  
Seventh Season



**MATT ESCHE**  
Cross Country  
Fourth Season



**BILL CLARK**  
Football  
Third Season



**MIKE WILSON**  
Men's Golf  
Third Season



**RYAN ASHBURN**  
Women's Golf  
First Season



**LORIE GOODWIN**  
Rifle  
23rd Season



**TBA**  
Men's Soccer



**ERICA DEMERS**  
Women's Soccer  
Second Season



**JIMMY KOLAITIS**  
Softball  
First Season



**DEREK TARR**  
Men's Tennis  
23rd Season



**MARK TIJA**  
Women's Tennis  
Fifth Season



**KURT THOMAS**  
Track and Field  
10th Season



**AMY PAULY**  
Volleyball  
First Season









2018  
CHAMPION

UAB FOOTBALL

2018 C-USA CHAMPS

#WINASONE