

Men's Soccer Contact: Abby Vinson // Email: avinson1@uab.edu // Cell: (205) 541-1751 // Office: (205) 934-0722

### 2017 SCHEDULE/RESULTS

**OVERALL: 2-3-2 // C-USA: 0-3-0**  
**HOME: 0-1-2 // AWAY: 2-2-0**

Date	Opponent	Result
Aug. 12	No. 5 Clemson (Exh.)	L, 0-3
Aug. 19	West Alabama (Exh.)	W, 2-0
Aug. 25	UNC Greensboro	T, 0-0 (2OT)
Aug. 27	at Memphis	W, 3-0
Sept. 1	at Jacksonville	W, 2-1
Sept. 4	Missouri State	T, 0-0 (2OT)
Sept. 8	at No. 19 Kentucky*	L, 0-1
Sept. 14	FIU*	L, 1-2
Sept. 23	at Old Dominion*	L, 3-2
Sept. 30	Charlotte*	7 p.m.
Oct. 3	at Georgia State	6 p.m.
Oct. 7	Central Arkansas	7 p.m.
Oct. 14	at New Mexico*	8 p.m.
Oct. 17	Georgia Southern	7 p.m.
Oct. 21	Florida Atlantic*	7 p.m.
Oct. 24	Lipscomb	7 p.m.
Oct. 28	at Marshall*	6:30 p.m.
Nov. 3	South Carolina*	7 p.m.
Nov. 8	Quarterfinals ^	TBA
Nov. 10	Semi-Finals ^	TBA
Nov. 12	Championship ^	TBA

**Bold - Denotes home game at BBVA Compass Field**

\* - Conference USA game

^ - C-USA Tournament hosted by Old Dominion

All time listed Central

### SAT., SEPT. 30 // BBVA COMPASS FIELD // BIRMINGHAM, ALA.// 7 P.M.



**BLAZERS**

**VS**



**49ERS**

**Head Coach:** Mike Getman  
**Record at UAB:** 271-179-42/26  
**Career Record:** 313-205-51/31  
**Twitter:** @getmanm

**Stat Leaders**  
**Goals:** Ferrin, 3  
**Assists:** Multiple Players, 1  
**Points:** Ferrin, 7  
**Saves:** Teal, 24  
**Twitter:** @UAB\_MSoc

**Head Coach:** Keith Langan  
**Record at Charlotte:** 67-26-14/Six  
**Career Record:** Same

**Stat Leaders**  
**Goals:** Multiple Players, 2  
**Assists:** Chaouche, 3  
**Points:** Bruce, 6  
**Saves:** Panicco, 9  
**Twitter:** @49erssoccer

### Game Eight

**Broadcast:** n/a

**Radio:** n/a

**Watch:** C-USA TV

**Live Stats:** SideArmStats.com/UAB/msoc

**Tickets:** BBVA Compass Field

**Series:** Charlotte leads, 19-9-4

**UAB In Birmingham:** 5-3-2

**Getman vs. Charlotte:** 8-10-4

**Last Meeting:** Charlotte W, 5-0 (10/22/16)

### UAB Probable Starters

Pos.	Name	No.	Class	GP-GS	G	A	Pts.	Sh.	Sh%	SOG	GW
D	Gael Mabiala	2	Jr.	7-7	0	0	0	8	.000	4	0
M	Massimo Ferrin	6	So.	7-7	3	0	7	14	.214	8	0
M	Ryan Sullivan	7	RS-Sr.	7-1	0	0	0	5	.000	1	0
F	Rami Dajani	9	RS-Sr.	5-4	1	1	3	11	.091	5	0
M	Eder Mora	11	RS-So.	7-7	0	0	0	6	.000	1	0
M	David Valverde	14	Sr.	7-7	1	0	2	5	.250	3	0
D	Mathieu Laurent	15	RS-Jr.	6-6	0	0	0	2	.000	0	0
D	Donovan Watson	16	Fr.	4-1	0	0	0	0	.000	0	0
F	Tarnue Tyler	20	So.	7-5	0	1	1	6	.000	2	0
D	Chandler Stroupe	21	RS-Sr.	7-7	0	0	0	2	.000	0	0

### QUICK KICKS

- Mike Getman is 15th winning active Division I coach, 37th on the all-time list

- Getman is in his 31st season with a 313-205-51 record and a 271-179-42 mark in 26 seasons at the helm of the UAB program

- UAB was the only team in Conference USA to record two shutouts during the opening weekend

- The UAB Football team is off this weekend

- The Blazers are looking for their win in Conference USA this season

Pos.	Name	No.	Class	GP-GS	Min.	GA	GAAvg.	SV	Pct	W-L-T	Shutouts
GK	James Teal	1	RS-Fr.	7-7	660:50	7	.950	24	.774	2-3-2	3

### UAB Reserves

Pos.	Name	No.	Class	GP-GS	G	A	Pts.	Sh.	Sh%	SOG	GW
F	Trey Nelson	3	So.	6-0	1	0	2	4	.250	1	1
D	Andrea Pelizza	4	So.	5-1	0	0	0	0	.000	0	0
D	Alex Ricourt	5	Fr.	7-6	0	0	0	2	.000	2	0
F	Philip Makinde	8	RS-So.	6-1	1	0	2	5	.333	1	0
F	Aidan O'Hara	12	Fr.	6-4	0	0	0	10	.000	3	0
D	Erik Henze	13	RS-So.	1-0	0	0	0	0	.000	0	0
D	Donovan Watson	16	Fr.	3-0	0	0	0	0	.000	0	0
D	Chris Reichman	18	RS-So.	5-0	0	0	0	0	.000	0	0
F	Adam Brooker	19	So.	7-5	1	1	3	0	.000	0	0
M	Chase Rushing	22	So.	7-1	0	0	0	0	.000	0	0
F/M	Kevin Wallace	23	RS-So.	2-0	0	0	0	0	.000	0	0
M	Joseph Buete	24	Fr.	4-0	0	0	0	0	.000	0	0
D	Jake Futrell	30	RS-Fr.	2-0	0	0	0	1	.000	1	0



## UAB NUMERICAL ROSTER

No.	PLAYER	Pos.	Ht.	Wt.	Cl.	HOMETOWN/LAST SCHOOL
0	Julian Mehl	GK	6-1	170	So.	Cologne, Germany/Henrich-Mann Gymnasium
00	Seth Torman	GK	6-3	160	Fr.	Pelham, Ala./Pelham
1	James Teal	GK	6-5	210	RS-Fr.	Chattanooga, Tenn./Notre Dame HS
2	Gael Mabiala	D	6-1	175	Jr.	Saint Etienne, France/Francis Marion
3	Trey Nelson	F	6-1	160	So.	Montgomery, Ala./Loveless Acad. Magnet Program
4	Andrea Pelizza	D	6-4	175	So.	Genoa, Italy, International
5	Alexandrea Ricourt	D	6-1	160	Fr.	Paris, France
6	Massimo Ferrin	F/M	5-11	160	So.	Ontario, Canada/St. Paul Catholic
7	Ryan Sullivan	M	5-11	165	RS-Sr.	Prospect, Ky./Clemson
8	Philip Makinde	F	5-10	155	RS-So.	Ontario, Canada/Drake
9	Rami Dajani	F	5-11	165	RS-Sr.	Niles, Ill./Main East
10	DeAndre Robinson	M	5-10	150	Sr.	Snellville, Ga./Brookwood
11	Eder Mora	M	6-0	175	RS-So.	Dalton, Ga./Dalton
12	Aidan O'Hara	F	6-1	160	Fr.	Toronto, Canada
13	Erik Henze	D	6-1	165	So.	Birmingham, Ala./Spain Park
14	David Valverde	M	5-10	150	Sr.	Mobile, Ala./Davidson
15	Mathieu Laurent	D	6-3	175	RS-Jr.	Markham, Ontario/ESC Renaissance
16	Donovan Watson	D	6-5	175	Fr.	Toronto, Canada/St. Theresa of Lisieux Catholic
17	Evan Scarbrough	D	5-11	165	RS-Sr.	Searcy, Ark./Searcy
18	Chris Reichman	D	5-11	160	RS-So.	Englewood, Colo./Cherry Creek
19	Adam Brooker	F	6-4	185	So.	Demopolis, Ala./Demopolis
20	Tarnue Tyler	M	5-9	145	So.	Columbia, Mo./Rock Ridge
21	Chandler Stroupe	D	6-0	170	RS-Sr.	Birmingham, Ala./Oak Mountain
22	Chase Rushing	M	6-0	165	So.	River Ridge, La./Jesuit
23	Kevin Wallace	F/M	6-2	160	RS-So.	Fulton, Mo./Fulton
24	Joseph Buete	M	5-9	145	Fr.	Wake Forest, N.C./Heritage
25	Chandler Shirley	F	5-11	155	Fr.	Jackson, Miss./Northwest Rankin
26	Brooks Stockley	M	5-9	145	Fr.	Charlotte, N.C./Charlotte Catholic
30	Jacob Futrell	D	6-1	170	RS-Fr.	Auburn, Ala./Auburn (HS)

## UAB ALPHABETICAL ROSTER

No.	PLAYER	Pos.	Ht.	Wt.	Cl.	HOMETOWN/LAST SCHOOL
19	Adam Brooker	F	6-4	185	So.	Demopolis, Ala./Demopolis
24	Joseph Buete	M	5-9	145	Fr.	Wake Forest, N.C./Heritage
9	Rami Dajani	F	5-11	165	RS-Sr.	Niles, Ill./Main East
6	Massimo Ferrin	F/M	5-11	160	So.	Ontario, Canada/St. Paul Catholic
30	Jacob Futrell	D	6-1	170	RS-Fr.	Auburn, Ala./Auburn (HS)
13	Erik Henze	D	6-1	165	So.	Birmingham, Ala./Spain Park
15	Mathieu Laurent	D	6-3	175	RS-Jr.	Markham, Ontario/ESC Renaissance
2	Gael Mabiala	D	6-1	175	Jr.	Saint Etienne, France/Francis Marion
8	Philip Makinde	F	5-10	155	RS-So.	Ontario, Canada/Drake
0	Julian Mehl	GK	6-1	170	So.	Cologne, Germany/Henrich-Mann Gymnasium
11	Eder Mora	M	6-0	175	RS-So.	Dalton, Ga./Dalton
3	Trey Nelson	F	6-1	160	So.	Montgomery, Ala./Loveless Acad. Magnet Program
12	Aidan O'Hara	F	6-1	160	Fr.	Toronto, Canada
4	Andrea Pelizza	D	6-4	175	So.	Genoa, Italy, International
18	Chris Reichman	D	5-11	160	RS-So.	Englewood, Colo./Cherry Creek
5	Alexandrea Ricourt	D	6-1	160	Fr.	Paris, France
10	DeAndre Robinson	M	5-10	150	Sr.	Snellville, Ga./Brookwood
22	Chase Rushing	M	6-0	165	So.	River Ridge, La./Jesuit
17	Evan Scarbrough	D	5-11	165	RS-Sr.	Searcy, Ark./Searcy
25	Chandler Shirley	F	5-11	155	Fr.	Jackson, Miss./Northwest Rankin
26	Brooks Stockley	M	5-9	145	Fr.	Charlotte, N.C./Charlotte Catholic
21	Chandler Stroupe	D	6-0	170	RS-Sr.	Birmingham, Ala./Oak Mountain
7	Ryan Sullivan	M	5-11	165	RS-Sr.	Prospect, Ky./Clemson
1	James Teal	GK	6-5	210	RS-Fr.	Chattanooga, Tenn./Notre Dame HS
00	Seth Torman	GK	6-3	160	Fr.	Pelham, Ala./Pelham
20	Tarnue Tyler	M	5-9	145	So.	Columbia, Mo./Rock Ridge
14	David Valverde	M	5-10	150	Sr.	Mobile, Ala./Davidson
23	Kevin Wallace	F/M	6-2	160	RS-So.	Fulton, Mo./Fulton
16	Donovan Watson	D	6-5	175	Fr.	Toronto, Canada/St. Theresa of Lisieux Catholic



## QUICK FACTS

## General

School..... UAB  
 Location..... Birmingham, Ala.  
 Founded..... 1969  
 Enrollment..... 18,698  
 President..... Dr. Ray Watts  
 Athletic Director..... Mark Ingram  
 Faculty Athletics Representative..... Dr. Frank Messina  
 Colors..... Forest Green and Old Gold  
 Nickname..... Blazers  
 Home Field..... BBVA Compass Field  
     Capacity..... 1,500  
     Surface..... Grass  
 UAB Record (Seasons)..... 6-3-1 (1)  
 Affiliation..... NCAA Division I  
 Conference..... Conference USA

## Coaching Staff

Head Coach..... Mike Getman  
     Alma Mater..... Indiana, 1982  
     Overall Record (Seasons)..... 313-205-51 (31)  
     UAB Record..... 271-179-42 (26)  
 Assistant Coach..... Justus Griffin  
     Alma Mater..... UAB, 1994  
 Assistant Coach..... Joel Wallace  
     Alma Mater..... MacMurray College, 1991  
 Volunteer Assistant..... Pachinno Roberts  
     Alma Mater..... UAB, 2014

## History

Inaugural Season..... 1979  
 All-Time Record..... 364-38-57  
 C-USA Record..... 101-67-16  
 NCAA Tournaments..... 8  
     Last Appearance..... 2014, First Round

## Media Relations

Associate AD/Communications..... Ted Feeley  
 Associate Athletic Communications Director..... Jay D'Abramo  
 Assistant Athletic Communications Director..... Josh Brunner  
 Athletic Communications Associate..... Shane Switzer  
 Athletic Communications Associate..... Abby Vinson  
 Office Phone..... (205) 934-0722  
 Mailing Address..... Bartow Arena West Tower  
     ..... 617 13th Street South  
     ..... Birmingham, Ala., 35294  
 UAB Athletics Website..... UABSports.com  
 UAB Athletics Facebook..... /UAB.Athletics  
 UAB Athletics Twitter..... @UAB\_Athletics  
 UAB Athletics Instagram..... UAB\_Athletics



**Left to Right - Front Row:** Philip Makinde, Chandler Stroupe, Rami Dajani, Ryan Sullivan, Evan Scarbrough, David Valverde, Tarnue Tyler, Massimo Ferrin, Brooks Stockley; **Middle Row:** Jonathan Wise, DeAndre Robinson, Chase Rushing, Eder Mora, Erik Henze, Alexandre Ricourt, Chandler Shirley, Chris Reichman, Joseph Buete, Trey Nelson, Stacey Torman; **Back Row:** Head Coach Mike Getman, Assistant Coach Justus Griffin, Aiden O'Hara, Adam Booker, Andrea Pelizza, Mathieu Laurent, Julian Mehl, James Teal, Seth Torman, Donovan Watson, Kevin Wallace, Jake Futrell, Gael Mabiala, Volunteer Assistant Pachinno Roberts, Assistant Coach Joel Wallace

## TRACKING OPPONENTS

Opponent	Result	Record
UNC Greensboro	T, 0-0 (2OT)	3-4-2
at Memphis	W, 3-0	2-4-2
at Jacksonville	W, 2-1	0-6-0
Missouri State	T, 0-0 (2OT)	5-2-1
at No. 19 Kentucky	L, 0-1	6-1-1
FIU	L, 1-2	4-0-2
at Old Dominion	L, 2-3	5-1-2
Charlotte		
at Georgia State		
Central Arkansas		
at New Mexico		
Georgia Southern		
FAU		
Lipscomb		
at Marshall		
South Carolina		

## WHAT'S HAPPENING THIS WEEK

## Friday - September 29

3:00 PM - Practice

## Saturday - September 30

7:00 PM CT - Beat Charlotte

## Sunday - October 1

Off

## Monday - October 2

2:30 PM - Video

3:00 PM - Practice

5:00 PM - Depart for Georgia State

## Tuesday - October 3

6:00 PM CT - Beat Georgia State

## Wednesday - October 4

3:00 PM - Practice

## Thursday - October 5

3:00 PM - Practice

Most practices are open to the media.



## UAB VS. MISSOURI STATE

## Team Comparison

UAB	Charlotte
8	14
1.1	2.0
87	98
.092	.143
35	47
87	98
.402	.480
12.4	14.0
39	35
1-1	0-0
7	8
1.0	1.1
24	20
.774	.704
3	3
6	14
1	0

## Scouting Charlotte

- Charlotte enters Saturday's contest with a 3-2-2 record and are unbeaten in league play with a 1-0-1 mark. Prior to the 49ers 4-1 loss to No. 6 Clemson, they were riding a four game unbeaten streak.

- Bruce Daniel and Tommy Madden lead Charlotte's offense with two goals apiece this season. Teddy Chaouche has assisted on a team best three goals and ranks fourth in the conference in assists.

- Elliot Panicco and Austin Mullins have both seen time in the net this season for Charlotte with Panicco picking up the majority of the minutes. In six games he has allowed 10 goals while tallying just nine saves and holds a 2-2-2 record with both wins being shutouts.

## LAST TIME OUT: UAB | UAB AT OLD DOMINION | SEPT. 23

**NORFOLK, Va.** – The UAB men's soccer team fell 3-2 to Old Dominion Saturday night at the ODU Soccer Complex. The Blazers fall to 2-3-2 and remain winless in Conference USA action while the Monarchs improve to 5-1-2 and 2-0-0 in league play.

Old Dominion netted the game winner at the 16 minute after Max Wilschrey scored his first career goal on an assist from Brandon Perdue to take a 1-0 lead.

Two minutes later Perdue was on the receiving end of an assist from Fox Slotemaker netting a shot to put the game at 2-0.

Rami Dajani cut the Old Dominion lead to one in the 58th minute on an assist from Tarnue Tyler to make the score 2-1. For Dajani it was the 15th goal of his career and he needs six more to crack into the top-10 career goals scored in program history.

It would not take long for Old Dominion to respond as it regained its two score lead in the 63rd minute when CJ Taylor netted his first career goal on the assist from Tyler Edwards to put the game at 3-1.

UAB added some drama in the 85th minute when Massimo Ferrin netted a long ball from deep outside the box giving him his team best third goal of the season and cutting the lead to 3-2 with five minutes to play.

Old Dominion out shout UAB 11 to eight and also won the save battle four to two.

All three of the Blazers' goals scored in C-USA play this season have come in the second half. Ferrin, Dajani and Trey Nelson have provided those offensive sparks.

UAB takes a week off before returning home to continue league play when it hosts Charlotte on Sept. 30 at BBVA Compass Field. Kick between the Blazers and Miners is slated for 7 p.m.

For more information on the UAB men's soccer team follow the Blazers on Twitter (@UAB\_MSoc).



## LAST TIME OUT: CHARLOTTE | CHARLOTTE AT CLEMSON | SEPT. 26

**Clemson, S.C.** – The Charlotte 49ers (3-2-2) dropped a 4-1 decision on the road at sixth-ranked Clemson (8-1).

In the second minute, Clemson took a 1-0 lead after an own goal by the Charlotte 49ers.

In the 22nd minute, Charlotte's Tommy Madden scored from 15 yards out off a pass from Daniel Bruce. Madden's goal was his second of the season.

In the 57th minute, Clemson's Jason Wright scored off a Diego Campos assist. In the 66th minute, Clemson's Oliver Shannon scored off a Michael Melvin assist. In the 84th minute, Clemson closed out the scoring with a goal by Robbie Robinson off assists by Robby Jacobs and Harrison Kurtz.

Charlotte finished the game with seven shots. Madden lead the 49ers with two shots. Callum Montgomery, Daniel Bruce, Teddy Chaouche, Zhuvonte Wilson and Fernando Garcia each tallied a shot for the 49ers attack.

Charlotte returns to Conference USA play on the road in Birmingham, Alabama against UAB, Saturday, September 30 at 8 p.m.

## UAB NOTES

**UAB vs. Charlotte**

UAB and Charlotte have a rivalry that dates back to 1979 and the two squads have met for 31 other times before. Charlotte holds the upper hand in the series with a 19-9-4 record. Last years' meeting saw the 49ers prevail with a 5-0 victory in Charlotte.

**Second Half Splurge**

Despite the 3-2 loss at Old Dominion on Saturday night the Blazers showed promise in the second half as they netted their two goals. Dajani and Ferrin both found the back of the net.

**Not So Friendly BBVA Compass Field**

Despite having an undefeated home record, the Blazers have yet to win on their home field this season. UAB has a 0-1-2 record on its home turf.

**Feeling it Ferrin**

Midfielder Massimo Ferrin has provided the offensive spark that the Blazers' have needed this season. He leads the team in goals (3), points (7), penalty kicks (1-for-1) and shots (14).

**Teal Is In**

James Teal is having a stellar freshman campaign putting up some of the top numbers among keepers in the NCAA. Among the nation's freshmen he is tied for sixth in shutouts (3), eighth in save percentage (.774), 14th in saves per game

and (3.4).

**Game Winning Goals**

Trey Nelson and Philip Makinde have both pitched in game winners for the Blazers to both be tied for 47th in the nation in game winning goals. Nelson's came at Jacksonville while Makinde's came at Memphis.

**Da' You Know About Rami?**

Redshirt senior Rami Dajani enters his fifth and final season on the verge of history. Dajani has tallied 15 goals in his career and needs six more to crack into the top-10 career goals in program history.

**Debuting Dudes**

A team loaded with young talent, seven Blazers have made their UAB debuts this season. James Teal, Gael Mabiala, Alexandria Ricourt, Aidan O'Hara, Donovan Watson, Josphe Buete and Jake Futrell have all appeared in games this season.

**Back for the Blazers**

In addition to the eight new arrivals, the Blazers returns 21 players from a year ago. Among those are six starters: Massimo Ferrin, Tarnue Tyler, Philip Makinde, David Valverde, Mathieu Laurent and Evan Scarbrough.

**New Familiar Face**

Head Coach Mike Getman announced the addition of 2014 UAB Alum Pachinno Roberts as a volunteer assistant coach. Roberts will

also serve as the director of operations.



## UAB THIS SEASON:



**MIKE GETMAN**

**31st Season-Overall**  
**26th Season-UAB**

## THE GETMAN FILE

## PERSONAL

Wife..... Rena  
Kids .....Nathan, Eli and Ethan  
Education ..... Indiana, Bachelor's 1982  
..... Indiana, Master's 1987

## COACHING EXPERIENCE

1984-86 .....Indiana (Assistant)  
1987-91 .....Harvard (Head Coach)  
1992-Present.....UAB (Head Coach)

## YEAR-BY-YEAR RECORDS

1987	Harvard	14-1-3
1988	Harvard	8-3-4
1989	Harvard	7-8-0
1990	Harvard	6-7-1
1991	Harvard	7-7-1
1992	UAB	4-15-
1993	UAB	11-7-2
1994	UAB	15-4-1
1995	UAB	15-4-1
1996	UAB	13-6-1
1997	UAB	10-8-1
1998	UAB	12-6-0
1999	UAB	17-6-0
2000	UAB	14-5-2
2001	UAB	15-6-0
2002	UAB	9-7-3
2003	UAB	10-5-5
2004	UAB	12-7-0
2005	UAB	10-7-1
2006	UAB	10-6-4
2007	UAB	7-11-1
2008	UAB	6-10-3
2009	UAB	12-4-2
2010	UAB	10-7-1
2011	UAB	13-5-3
2012	UAB	10-8-2
2013	UAB	12-5-1
2014	UAB	11-7-2
2015	UAB	5-11-0
2016	UAB	7-10-4
2017	UAB	2-3-2
Total		313-205-51

## Winningest Active D-1 Coach Wins

No.	Coach, Team	Wins
1	Mike Berson, South Carolina	494
2	Schellas Hyndman, Grand Canyon	480
3	Bob Warming, Penn State	456
15	Mike Getman, UAB	311

### Winningnest Active D-1 Coaches Pct.

No.	Coach, Team	Wins
1	Carlos Somoano, North Carolina	.758
T2	Ray Reid, UCONN	.752
T2	Schellas Hyndman, Grand Canyon	.752
T42	Mike Getman, UAB	.597

### Winningest D-1 Coaches All-Time (Wins)

No.	Coach, Team	Wins
1	Jerry Yeagley, Indiana	544
2	Stephen Negoesco, San Francisco	540
3	Jack Mackenzie, Quincy	516
37	Mike Getman, UAB	311

\* Entering 2017 season

Overall	2-3-2	One-Goal Games	1-3-0
Conference	0-3-0	Two-Goal Games	--
Non-Conference	2-0-2	Three-Plus Goal Games	1-0-0
Home	0-1-2		
Away	2-2-0	Regulation	2-3-0
Home Conference	0-1-0	Overtime	0-0-2
Away Conference	0-2-0		
vs. Ranked Teams	0-1-0	Scored Zero Goals	0-1-2
		Scored One Goal	0-1-0
Day	--	Scored Two Goals	1-1-0
Night	2-3-2	Scored Three Goals	1-0-0
		Scored Four Goals	--
Sunday	1-0-0	Scored Five Plus Goals	--
Monday	0-0-1		
Tuesday	--	Allowed Zero Goals	1-0-2
Wednesday	--	Allowed One Goal	1-1-0
Thursday	--	Allowed Two Goals	0-1-0
Friday	1-1-1	Allowed Three Goals	0-1-0
Saturday	0-1-0	Allowed Four Goals	--
		Allowed Five Plus Goals	--
August	1-0-1		
September	1-2-1	Scored First	2-0-0
October	--	Opponent Scored First	0-3-0
November	--		
December	--	Led at Halftime	2-0-0
		Trailed at Halftime	0-2-0
		Tied at Halftime	0-1-2

## WHERE THE BLAZERS RANK IN THE NCAA AS A TEAM

Category	Rank	Actual
Corner Kicks Per Game	57	5.6
Scoring Offense	130	1.1
Total Goals	146	8
Team Goals Against Average	53	0.94
Shutout Percentage	45	0.43
W-L-T Percentage	126	0.429
Assists Per Game	172	0.57
Saves Per Games	119	3.4
Points Per Game	152	2.9
Save Percent	55	.774
Red Cards	26	9.9
Yellow Cards	172	4.0
Fouls Per Game	26	9.9
Total Assists	172	4.0
Total Points	163	20
Shots Per Game	80	12.4
Shots on Goal Per Game	98	5.0

## WHERE INDIVIDUAL BLAZERS RANK IN THE NCAA

Category	Player	Rank	Actual
Points PG	Massimo Ferrin	126	1.0
Shutouts	James Teal	40	2.0
Goals PG	Massimo Ferrin	120	0.43
Total Goals	Massimo Ferrin	130	3.0
Goals Ag Avg	James Teal	61	0.953
Save Pct	James Teal	66	0.774
Saves PG	James Teal	98	3.4
Total Saves	James Teal	113	24.0
Shots OG PG	Massimo Ferrin	136	1.1
Goalie Min Played	James Teal	120	660:50

## LAST TIME THEY SCORED

Player (Career Goal)	Opponent	Date
Massimo Ferrin (6)	Old Dominion	Sept. 23, 2017
Rami Dajani (15)	Old Dominion	Sept. 23, 2017
Adam Brooker (1)	FIU	Sept. 14, 2017
Trey Nelson (1)	Jacksonville	Sept. 1, 2017
Philip Makinde (2)	Memphis	Aug. 27, 2017
David Valverde (1)	Memphis	Aug. 27, 2017
Ryan Sullivan (1)	Gardner Webb	Sept. 13, 2015
Chase Rushing (1)	Marshall	Sept. 17, 2016
DeAndre Robinson (3)	Howard	Sept. 27, 2016
Tarnue Tyler (2)	Santa Clara	Oct. 4, 2016



## WHAT'S KICKING IN CONFERENCE USA

## 2017 C-USA STANDINGS

Team	Conference USA					Overall			
	W-L-T	Pct.	GF	GA	W-L-T	Pct.	Home	Away	Neutral
Kentucky	3-0-0	1.00	6	0	6-1-2	.778	3-1	3-0	0-0
Old Dominion	2-0-0	1.00	6	2	5-1-2	.750	4-1	1-0	0-0
FIU	1-0-1	.750	4	3	4-0-3	.786	2-0	2-0	0-0
Charlotte	1-0-1	.750	3	2	3-2-2	.571	3-0	0-2	0-0
Marshall	1-1-0	.500	2	2	5-3-1	.611	3-1	2-2	0-0
Florida Atlantic	1-2-0	.333	2	8	1-5-0	.167	0-3	1-2	0-0
New Mexico	0-1-1	.250	2	3	4-3-1	.562	3-1	1-2	0-0
South Carolina	0-2-1	.167	4	6	4-4-1	.500	4-1	0-3	0-0
UAB	0-3-0	.000	3	6	2-3-2	.429	0-1	2-2	0-0

## TEAM RANKINGS

Category	Rank	Actual
Shots	7	87
Points	8	20
Goals	8	8
Goals Per Game	8	1.1
Assists	8	4
Assists Per Game	8	0.6
Goals Allowed	2	7
Goals Against Avg.	2	0.94
Saves	4	24
Shutouts	T2	3
Fouls	9	69
Corners	T6	39
Offsides	9	3
Yellow Cards	T7	6

## INDIV. RANKINGS

Category	Player	Rank	Actual
Shots PG	Dajani	6	2.2
	Ferrin	T10	2.0
Points	Ferrin	T8	7
Points PG	Ferrin	T8	1.0
Goals	Ferrin	T6	3
Goals PG	Ferrin	T7	0.4
GW Goals	Nelson	T5	1
	Makinde	T5	1
G Ag. Avg.	Teal	3	0.95
Save Pct	Teal	2	.774
Saves	Teal	4	24
Saves PG	Teal	4	3.4
Shutouts	Teal	T2	3
SO PG	Teal	2	0.4

## WEEKLY AWARDS

Offensive Player of the Week	Defensive Player of the Week
8/28 - Santiago Patino (FIU)	8/28 - Hugo Fauroux (FIU)
9/4 - Santiago Patino (FIU)	9/4 - Enrique Facusse (UK)
9/11 - Mikkel Pedersen (UK)	9/11 - Enrique Facusse (UK)
9/18 - Lewis Knight (MAR)	9/18 - Mertcan Akar (ODU)

## GAME-BY-GAME STARTERS

Opponent	GK	D	D	D	D	M	M	M	M	F	F
Clemson (Exh.)	Mehl	Mabiala	Ricourt	Laurent	Stroupe	Mora	Valverde	Tyler	Rushing	Makinde	Dajani
West Alabama (Exh.)	Teal	Mabiala	Ricourt	Laurent	Stroupe	Mora	Valverde	Tyler	Ferrin	O'Hara	Dajani
UNC Greensboro	Teal	Mabiala	Ricourt	Laurent	Stroupe	Mora	Valverde	Ferrin	Rushing	O'Hara	Brooker
at Memphis	Teal	Mabiala	Ricourt	Laurent	Stroupe	Mora	Valverde	Ferrin	Pelizza	Makinde	Brooker
at Jacksonville	Teal	Mabiala	Ricourt	Laurent	Stroupe	Mora	Valverde	Tyler	Ferrin	O'Hara	Brooker
Missouri State	Teal	Mabiala	Ricourt	Laurent	Stroupe	Mora	Valverde	Tyler	Ferrin	O'Hara	Dajani
at Kentucky	Teal	Mabiala	Ricourt	Laurent	Stroupe	Mora	Valverde	O'Hara	Ferrin	Brooker	Dajani
FIU	Teal	Mabiala	Ricourt	Laurent	Stroupe	Mora	Valverde	Tyler	Ferrin	Brooker	Dajani
at ODU	Teal	Mabiala	Watson	Laurent	Stroupe	Mora	Valverde	Sullivan	Ferrin	Tyler	Dajani
Charlotte											
Central Arkansas											
at New Mexico											
Georgia Southern											
FAU											
Lipcomb											
at Marshall											
South Carolina											



**A BLAZER:**

Scored Two Goals .....	Henrique Sposito vs. No. 15 Kentucky (Oct. 8, 2016)
Scored Three Goals .....	Kofi Gyawu vs. FIU (Oct. 10, 2009)
Scored Five Goals .....	Dan Gaitan vs. Birmingham Southern (Nov. 13, 1980)
Scored Seven Goals .....	Dan Gaitan vs. Valdosta State (Oct. 20, 1980)*
Recorded Two Assists .....	Berry Sonnenschein vs. Gardner-Webb (Sept. 13, 2015)
Recorded Four Assists.....	Diego Navarrete vs. Florida Atlantic (Oct. 6, 2013)*
Registered Four Points.....	Karl Chester vs. Florida Atlantic (Oct. 24, 2015)
Registered Eight Points .....	Diego Navarrete vs. Florida Atlantic (Oct. 6, 2013)
Registered 10 Points.....	Dan Gaitan vs. Mercer (Sept. 27, 1980)
Registered 12 Points.....	Dan Gaitan vs. Birmingham Southern (Nov. 13, 1980)
Registered 14 Points.....	Dan Gaitan vs. Valdosta State (Oct. 20, 1980)*
Made 10 Saves.....	Joe Kuzminsky at Coastal Carolina (Sept. 5, 2016)
Made 11 Saves.....	Carl Woszczyński vs. UCF (Nov. 11, 2011)
Made 13 Saves.....	Carl Woszczyński vs. UIC (Sept. 4, 2011)
Made 15 Saves.....	Jeremy Drake at UCF (Oct. 7, 2016)
Made 18 Saves.....	Harvey Torman at Alabama A&M (Oct. 24, 1984)
Collected a Shutout.....	James Teal vs. Missouri State (Sept. 4, 2017)
Collected Consecutive Shutouts.....	James Teal (Aug. 25-27, 2017)
Collected Three Consecutive Shutouts .....	Carl Woszczyński (Oct. 12-19, 2011)
Collected Four Consecutive Shutouts.....	Clint Baumstark (Aug. 31 - Sept. 21, 2001)*

**THE BLAZERS:**

Scored six goals in a match.....	vs. Marshall (Oct. 18, 2014)
Scored seven goals in a match .....	vs. Marshall (Oct. 18, 2014)
Scored 10 goal in a match.....	vs. Belmont (Nov. 5, 1999)
Scored 12 goals in a match.....	vs. Birmingham Southern (Nov. 3, 1980)
Scored 14 goals in a match.....	vs. Valdosta State (Oct. 20, 1980)
Scored 16 goals in a match.....	vs. AUM (1980)*
Allowed four goals in a match.....	vs. No. 5 Notre Dame (Sept. 6, 2015)
Allowed five goals in a match .....	at No. 9 Charlotte (Oct. 22, 2016)
Allowed six goals in a match.....	vs. NC State (Sept. 10, 1995)
Allowed seven goals in a match.....	at Marquette (Oct. 10, 1991)
Allowed 10 goals in a match .....	vs. USF (Oct. 21, 1989)
Allowed 15 goals in a match .....	at South Alabama (Oct. 15, 1989)*
Shutout an opponent.....	vs. Missouri State (Sept. 4, 2017)
Shutout consecutive opponents .....	Sept. 17-24, 2016
Shutout three consecutive opponents .....	Oct. 24 - Nov. 1, 2009
Shutout four consecutive opponents.....	Aug. 31 - Sept. 21, 2001*
Was shutout.....	vs. UNC Greensboro (Aug. 25, 2017)
Was shutout in consecutive matches.....	Sept. 5-9, 2016
Was shutout in three straight matches .....	Nov. 14, 2002 - Aug. 31, 2003
Was shutout in four straight matches.....	Oct. 11-26, 2016
Won five straight matches .....	Sept. 21 - Oct. 6, 2013
Won 13 consecutive matches .....	Oct. 3 - Nov. 27, 1999*
Lost three consecutive matches .....	Sept. 8 - Sept. 23
Lost five consecutive matches.....	Oct 11 - Nov. 9, 2016
Lost 13 consecutive matches .....	Sept. 20 - Oct. 24, 1992*
Unbeaten in five consecutive matches .....	Sept. 21 - Oct. 6, 2013
Unbeaten in 13 consecutive matches.....	Oct. 3 - Nov. 27, 1999*
Defeated a nationally ranked opponent.....	vs. No. 15 Kentucky (Oct. 8, 2016)
Defeated a nationally ranked opponent at home.....	vs. No. 15 Kentucky (Oct. 8, 2016)
Defeated a nationally ranked opponent on the road .....	at No. 18 Coastal Carolina (Sept. 20, 2014)
Defeated a nationally opponent at a neutral site.....	vs. No. 22 UCF (Nov. 11, 2011)





**The Automated ScoreBook**  
**UAB Combined Team Statistics (as of Sep 27, 2017)**  
**All games**

<b>RECORD:</b>	<b>OVERALL</b>	<b>HOME</b>	<b>AWAY</b>	<b>NEUTRAL</b>
ALL GAMES	2-3-2	0-1-2	2-2	0-0
CONFERENCE	0-3	0-1	0-2	0-0
NON-CONFERENCE	2-0-2	0-0-2	2-0	0-0

Date	Opponent	Score	Att.	##	Player	gp	g	a	pts	sh	sh%	sog	sog%	gw	pk-att
Aug 25	UNC GREENSBORO	To2 0-0	1159	6	FERRIN, Massimo	7	3	1	7	14	.214	8	.571	0	1-1
Aug 27	at Memphis	w 3-0	332	9	DAJANI, Rami	5	1	1	3	11	.091	5	.455	0	0-0
Sep 01	at Jacksonville	w 2-1	252	19	BROOKER, Adam	7	1	1	3	7	.143	3	.429	0	0-0
Sep 04	MISSOURI STATE	To2 0-0	897	14	VALVERDE, David	7	1	0	2	5	.200	3	.600	0	0-0
* Sep 08	at #19 Kentucky	L 0-1	1921	8	MAKINDE, Philip	6	1	0	2	4	.250	1	.250	1	0-0
* Sep 14	FIU	L 1-2	659	3	NELSON, Trey	6	1	0	2	4	.250	1	.250	1	0-0
* Sep 23	at Old Dominion	L 2-3	463	20	TYLER, Tarnue	6	0	1	1	6	.000	2	.333	0	0-0
<b>TEAM STATISTICS</b>				12	O'HARA, Aidan	6	0	0	0	10	.000	3	.300	0	0-0
<b>SHOT STATISTICS</b>				2	MABIALA, Gael	7	0	0	0	8	.000	4	.500	0	0-0
Goals-Shot attempts	8-87	7-82		11	MORA, Eder	7	0	0	0	6	.000	1	.167	0	0-0
Goals scored per game	1.14	1.00		7	SULLIVAN, Ryan	7	0	0	0	5	.000	1	.200	0	0-0
Shot pct.	.092	.085		21	STROUPE, Chandler	7	0	0	0	2	.000	0	.000	0	0-0
Shots on goal-Attempts	35-87	31-82		15	LAURENT, Mathieu	6	0	0	0	2	.000	0	.000	0	0-0
SOG pct.	.402	.378		5	RICOURT, Alexandra	7	0	0	0	2	.000	2	1.000	0	0-0
Shots/Game	12.4	11.7		30	FUTRELL, Jake	2	0	0	0	1	.000	1	1.000	0	0-0
CORNER KICKS	39	57		24	BUETE, Joseph	4	0	0	0	0	.000	0	.000	0	0-0
PENALTY KICKS	1-1	0-0		23	WALLACE, Kevin	2	0	0	0	0	.000	0	.000	0	0-0
PENALTIES				22	RUSHING, Chase	7	0	0	0	0	.000	0	.000	0	0-0
Yellow cards	6	7		18	REICHMAN, Chris	7	0	0	0	0	.000	0	.000	0	0-0
Red cards	1	0		16	WATSON, Donovan	4	0	0	0	0	.000	0	.000	0	0-0
ATTENDANCE				13	HENZE, Erik	1	0	0	0	0	.000	0	.000	0	0-0
Total	2715	2968		4	PELIZZA, Andrea	5	0	0	0	0	.000	0	.000	0	0-0
Dates/Avg Per Date	3/905	4/742		1	TEAL, James	7	0	0	0	0	.000	0	.000	0	0-0
Neutral Site #/Avg	0/0			0	MEHL, Julian	1	0	0	0	0	.000	0	.000	0	0-0
				Total		7	8	4	20	87	.092	35	.402	2	1-1
				Opponents		7	7	6	20	82	.085	31	.378	3	0-0

##	Goalie	GP	Min.	GA	GAAvg	Saves	Pct	W-L-T	Sho
0	MEHL, Julian	1	9:10	0	0.00	0	.000	0-0-0	0/0
1	TEAL, James	7	660:50	7	0.95	24	.774	2-3-2	3/0
	Total	7	670:00	7	0.94	24	.774	2-3-2	3
	Opponents	7	670:00	8	1.07	27	.771	3-2-2	3

Goals by Period	1st	2nd	OT	OT2	Total
UAB	5	3	0	0	8
Opponents	4	3	0	0	7

Shots by Period	1st	2nd	OT	OT2	Total
UAB	36	46	4	1	87
Opponents	41	35	3	3	82

Saves by Period	1st	2nd	OT	OT2	Total
UAB	10	11	1	2	24
Opponents	9	18	0	0	27

Corners by Period	1st	2nd	OT	OT2	Total
UAB	20	16	1	2	39
Opponents	22	32	3	0	57

Fouls by Period	1st	2nd	OT	OT2	Total
UAB	32	35	0	2	69
Opponents	30	40	1	4	75





## THE MEHL FILE

## Minutes Played

Career 14:24 vs. Howard (9/27/16)

Season 9:10 at ODU (9/23/17)

## Goals Allowed

Career 1, 2x, last at Charlotte (10/22/16)

Season --

## Saves

Career --

Season --

# 00 JULIAN MEHL

GK | 6-1 | 170 | Sophomore

## 2017 GAME-BY-GAME

Opponent	Score	GP	GS	Min.	GA	GA Avg.	Saves	Save%	W	L	T
UNCG	- DNP -										
at Memphis	- DNP -										
at Jacksonville	- DNP -										
Missouri State	- DNP -										
at Kentucky	- DNP -										
FIU	- DNP -										
at ODU	L, 1-2	*		9:10	0	.000	0	.000	-	-	-
at GA State											
Central Ark.											
at New Mexico											
GA Southern											
FAU											
Lipscomb											
at Marshall											
South Carolina											

## CAREER LINE

Opponent	GP	GS	Min.	GA	GA Avg.	Saves	Save%	W	L	T
2016	2	0	28:38	2	6.29	0	.000	0	0	-
2017	1	--	9:10	0	0.00	0	.000	0	0	0
Total	3	0	37:48	2	6.29	0	.000	0	0	-



## THE TORMAN FILE

## Minutes Played

Career --

Season --

## Goals Allowed

Career --

Season --

## Saves

Career --

Season --

# 0 SETH TORMAN

GK | 6-3 | 160 | Freshman

## 2017 GAME-BY-GAME

Opponent	Score	GP	GS	Min.	GA	GA Avg.	Saves	Save%	W	L	T
UNCG	- DNP -										
at Memphis	- DNP -										
at Jacksonville	- DNP -										
Missouri State	- DNP -										
at Kentucky	- DNP -										
FIU	- DNP -										
at ODU	- DNP -										
at GA State											
Central Ark.											
at New Mexico											
GA Southern											
FAU											
Lipscomb											
at Marshall											
South Carolina											

## CAREER LINE

Opponent	GP	GS	Min.	GA	GA Avg.	Saves	Save%	W	L	T
2017	--									
Total	--									





## THE TEAL FILE

## Minutes Played

Career 110:00, 2x, last vs. Missouri State (9/4/17)

Season 110:00, 2x, last vs. Missouri State (9/4/17)

## Goals Allowed

Career 3 at ODU (9/23/17)

Season 3 at ODU (9/23/17)

## Saves

Career 5, 2x, last vs. Missouri State (9/4/17)

Season 5, 2x, last vs. Missouri State (9/4/17)

# 1 JAMES TEAL

GK | 6-5 | 210 | RS-Freshman

## 2017 GAME-BY-GAME

Opponent	Score	GP	GS	Min.	GA	GA Avg.	Saves	Save%	W	L	T
UNCG	T, 0-0	*	*	110:00	0	0.0	5	1.0	-	-	1
at Memphis	W, 3-0	*	*	90:00	0	0.0	3	1.0	1	-	-
at Jacksonville	W, 2-1	*	*	90:00	1	.250	4	.750	1	-	-
Missouri State	T, 0-0	*	*	110:00	0	.220	5	1.0	-	-	1
at Kentucky	L, 0-1	*	*	90:00	1	.370	3	.750	-	1	-
FIU	L, 1-2	*	*	90:00	2	.620	2	.500	-	1	-
at ODU	L, 2-3	*	*	80:50	3	.950	2	.200	-	1	-
at GA State											
Central Ark.											
at New Mexico											
GA Southern											
FAU											
Lipscomb											
at Marshall											
South Carolina											

## CAREER LINE

Opponent	GP	GS	Min.	GA	GA Avg.	Saves	Save%	W	L	T
2017	7	7	660:50	7	.940	24	.774	2	3	2
Total	7	7	660:50	7	.940	24	.774	2	3	2



## THE MABIALA FILE

## Goals

Career --

Season --

## Assists

Career --

Season --

## Points

Career --

Season --

# 2 GAEL MABIALA

D | 6-1 | 175 | Junior

## 2017 GAME-BY-GAME

Opponent	Score	GP	GS	G	A	Pts.	Sh.	Sh. %	SOG	SOG %	GW	Pk-Att.
UNCG	T, 0-0	*	*	0	0	0	2	.000	1	.500	0	0-0
at Memphis	W, 3-0	*	*	0	0	0	0	.000	0	.000	0	0-0
at Jacksonville	W, 2-1	*	*	0	0	0	0	.000	0	.000	0	0-0
Missouri State	T, 0-0	*	*	0	0	0	3	.000	1	.333	0	0-0
at Kentucky	L, 0-1	*	*	0	0	0	1	.000	1	1.00	0	0-0
FIU	L, 1-2	*	*	0	0	0	1	.000	1	1.00	0	0-0
at ODU	L, 2-3	*	*	0	0	0	1	.000	0	.000	0	0-0
at GA State												
Central Ark.												
at New Mexico												
GA Southern												
FAU												
Lipscomb												
at Marshall												
South Carolina												

## CAREER LINE

Season	GP	GS	G	A	PTS	SH	SH %	SOG	SOG %	GW	PK-ATT
2017	7	7	0	0	0	8	.000	4	.500	0	0-0
Total	7	7	0	0	0	8	.000	4	.500	0	0-0





## THE NELSON FILE

## Goals

Career 1 at Jacksonville (9/1/17)  
Season 1 at Jacksonville (9/1/17)

## Assists

Career --  
Season --

## Points

Career 2 at Jacksonville (9/1/17)  
Season 2 at Jacksonville (9/1/17)

# 3 TREY NELSON

F | 6-1 | 160 | Sophomore

## 2017 GAME-BY-GAME

Opponent	Score	GP	GS	G	A	Pts.	Sh.	Sh.%	SOG	SOG%	GW	Pk-Att.
UNCG	T, 0-0	*		0	0	0	2	.000	0	.000	0	0-0
at Memphis	W, 3-0	*		0	0	0	0	.000	0	.000	0	0-0
at Jacksonville	W, 2-1	*		1	0	2	2	.500	1	1.00	0	0-0
Missouri State	T, 0-0	*		0	0	0	0	.000	0	.000	0	0-0
at Kentucky	L, 0-1	*		0	0	0	0	.000	0	.000	0	0-0
FIU	L, 1-2	*		0	0	0	0	.000	0	.000	0	0-0
at ODU	- DNP -											
at GA State												
Central Ark.												
at New Mexico												
GA Southern												
FAU												
Lipscomb												
at Marshall												
South Carolina												

## CAREER LINE

Season	GP	GS	G	A	PTS	SH	SH%	SOG	SOG%	GW	PK-ATT
2016	12	0	0	0	0	2	.000	1	.500	0	0-0
2017	6	0	0	0	0	4	.250	1	1.00	0	0-0
Total	17	0	0	0	0	6	.250	2	.750	0	0-0



## THE PELIIZA FILE

## Goals

Career --  
Season --

## Assists

Career --  
Season --

## Points

Career --  
Season --

# 4 ANDREA PELIZZA

D | 6-3 | 175 | Sophomore

## 2017 GAME-BY-GAME

Opponent	Score	GP	GS	G	A	Pts.	Sh.	Sh.%	SOG	SOG%	GW	Pk-Att.
UNCG	T, 0-0	*		0	0	0	0	.000	0	.000	0	0-0
at Memphis	W, 3-0	*	*	0	0	0	0	.000	0	.000	0	0-0
at Jacksonville	W, 2-1	*		0	0	0	0	.000	0	.000	0	0-0
Missouri State	T, 0-0	*		0	0	0	0	.000	0	.000	0	0-0
at Kentucky	- DNP -											
FIU	- DNP -											
at ODU	L, 2-3	*		0	0	0	0	.000	0	.000	0	0-0
at GA State												
Central Ark.												
at New Mexico												
GA Southern												
FAU												
Lipscomb												
at Marshall												
South Carolina												

## CAREER LINE

Season	GP	GS	G	A	PTS	SH	SH%	SOG	SOG%	GW	PK-ATT
2016	14	0	0	0	0	4	.000	1	.250	0	0-0
2017	5	1	0	0	0	0	.000	0	.000	0	0-0
Total	19	1	0	0	0	4	.000	1	.250	0	0-0







## THE RICOURT FILE

## Goals

Career --  
Season --

## Assists

Career --  
Season --

## Points

Career --  
Season --

5

ALEXANDRE RICOURT

D | 6-1 | 160 | Freshman

## 2017 GAME-BY-GAME

Opponent	Score	GP	GS	G	A	Pts.	Sh.	Sh.%	SOG	SOG%	GW	Pk-Att.
UNCG	T, 0-0	*	*	0	0	0	0	.000	0	.000	0	0-0
at Memphis	W, 3-0	*	*	0	0	0	0	.000	0	.000	0	0-0
at Jacksonville	W, 2-1	*	*	0	0	0	1	.000	1	1.00	0	0-0
Missouri State	T, 0-0	*	*	0	0	0	0	.000	0	.000	0	0-0
at Kentucky	L, 0-1	*	*	0	0	0	1	.000	1	1.00	0	0-0
FIU	L, 1-2	*	*	0	0	0	0	.000	0	.000	0	0-0
at ODU	L, 2-3	*		0	0	0	0	.000	0	.000	0	0-0
at GA State												
Central Ark.												
at New Mexico												
GA Southern												
FAU												
Lipscomb												
at Marshall												
South Carolina												

## CAREER LINE

Season	GP	GS	G	A	PTS	SH	SH%	SOG	SOG%	GW	PK-ATT
2017	7	6	0	0	0	1	.000	1	1.00	0	0-0
Total	7	6	0	0	0	1	.000	1	1.00	0	0-0



## THE FERRIN FILE

## Goals

Career 2 at UNCG (9/3/16)  
Season 1, 3x, last at ODU (9/23/17)

## Assists

Career 1, 2x, last vs. FIU (9/14/17)  
Season 1 vs. FIU (9/14/17)

## Points

Career 4 at UNCG (9/3/16)  
Season 2, 3x, last at ODU (9/23/17)

6

MASSIMO FERRIN

F/M | 5-11 | 160 | Sophomore


## 2017 GAME-BY-GAME

Opponent	Score	GP	GS	G	A	Pts.	Sh.	Sh.%	SOG	SOG%	GW	Pk-Att.
UNCG	T, 0-0	*	*	0	0	0	0	.000	0	.000	0	0-0
at Memphis	W, 3-0	*	*	1	0	2	3	.333	3	1.00	0	0-0
at Jacksonville	W, 2-1	*	*	1	0	2	2	.500	1	1.00	1	0-0
Missouri State	T, 0-0	*	*	0	0	0	2	.000	1	.500	0	0-0
at Kentucky	L, 0-1	*	*	0	0	0	3	.000	1	.333	0	0-0
FIU	L, 1-2	*	*	0	1	1	3	.000	1	.333	0	0-0
at ODU	L, 2-3	*	*	1	0	2	1	1.00	1	1.00	0	0-0
at GA State												
Central Ark.												
at New Mexico												
GA Southern												
FAU												
Lipscomb												
at Marshall												
South Carolina												

## CAREER LINE

Season	GP	GS	G	A	PTS	SH	SH%	SOG	SOG%	GW	PK-ATT
2016	18	18	3	1	7	41	.073	17	.415	1	1-1
2017	7	7	3	1	7	13	.154	7	.538	0	1-1
Total	25	25	6	2	14	54	.114	24	.477	1	2-2





# 7 RYAN SULLIVAN

M | 6-1 | 175 | RS-Senior

## 2017 GAME-BY-GAME

Opponent	Score	GP	GS	G	A	Pts.	Sh.	Sh.%	SOG	SOG%	GW	Pk-Att.
UNCG	T, 0-0	*		0	0	0	0	.000	0	.000	0	0-0
at Memphis	W, 3-0	*		0	0	0	0	.000	0	.000	0	0-0
at Jacksonville	W, 2-1	*		0	0	0	0	.000	0	.000	0	0-0
Missouri State	T, 0-0	*		0	0	0	2	.000	1	.500	0	0-0
at Kentucky	L, 0-1	*		0	0	0	3	.000	0	.000	0	0-0
FIU	L, 1-2	*		0	0	0	0	.000	0	.000	0	0-0
at ODU	L, 2-3	*	*	0	0	0	0	.000	0	.000	0	0-0
at GA State												
Central Ark.												
at New Mexico												
GA Southern												
FAU												
Lipscomb												
at Marshall												
South Carolina												

## THE SULLIVAN FILE

### Goals

Career 1 vs. Gardner Webb (9/13/15)  
Season --

### Assists

Career 1 vs. Howard (9/27/16)  
Season --

### Points

Career 2 vs. Gardner Webb (9/13/15)  
Season --

## CAREER LINE

Season	GP	GS	G	A	PTS	SH	SH%	SOG	SOG%	GW	PK-ATT
2013 (Clemson)	Redshirted										
2014	Sat out due to NCAA Transfer rules										
2015	15	0	1	0	2	3	.333	2	.667	1	0-0
2016	15	3	0	1	1	4	.000	2	.500	0	0-0
2017	7	1	0	0	0	5	.000	1	.200	0	0-0
Total	37	4	1	1	3	5	.333	5	.456	1	0-0



# 8 PHILIP MAKINDE

F | 5-10 | 155 | RS-Sophomore

## 2017 GAME-BY-GAME

Opponent	Score	GP	GS	G	A	Pts.	Sh.	Sh.%	SOG	SOG%	GW	Pk-Att.
UNCG	T, 0-0	*		0	0	0	1	.000	0	.000	0	0-0
at Memphis	W, 3-0	*	*	1	0	2	3	.250	1	.250	1	0-0
at Jacksonville	W, 2-1	*		0	0	0	0	.000	0	.000	0	0-0
Missouri State	T, 0-0	*		0	0	0	0	.000	0	.000	0	0-0
at Kentucky	L, 0-1	*		0	0	0	0	.000	0	.000	0	0-0
FIU	L, 1-2	*		0	0	0	0	.000	0	.000	0	0-0
at ODU	- DNP -											
at GA State												
Central Ark.												
at New Mexico												
GA Southern												
FAU												
Lipscomb												
at Marshall												
South Carolina												

## THE MAKINDE FILE

### Goals

Career 1, 2x, last at Memphis (8/27/17)  
Season 1 at Memphis (8/27/17)

### Assists

Career 1, 2x, last vs. Kentucky (10/8/16)  
Season --

### Points

Career 2, 2x, last at Memphis (8/27/17)  
Season 2 at Memphis (8/27/17)

## CAREER LINE

Season	GP	GS	G	A	PTS	SH	SH%	SOG	SOG%	GW	PK-ATT
2016	17	9	1	2	4	16	.062	8	.500	0	0-0
2017	6	1	1	0	2	3	.250	1	.250	1	0-0
Total	23	10	2	2	6	19	.156	9	.375	1	0-0





# 9 RAMI DAJANI

F | 5-11 | 155 | RS-Senior

## 2017 GAME-BY-GAME

Opponent	Score	GP	GS	G	A	Pts.	Sh.	Sh.%	SOG	SOG%	GW	Pk-Att.
UNCG	- DNP -											
at Memphis	- DNP -											
at Jacksonville	W, 2-1	*		0	1	1	0	.000	0	.000	0	0-0
Missouri State	T, 0-0	*	*	0	0	0	3	.000	1	.333	0	0-0
at Kentucky	L, 0-1	*	*	0	0	0	2	.000	1	.500	0	0-0
FIU	L, 1-2	*	*	0	0	0	0	.000	0	.000	0	0-0
at ODU	L, 2-3	*	*	1	0	2	3	.333	3	.333	0	0-0
at GA State												
Central Ark.												
at New Mexico												
GA Southern												
FAU												
Lipscomb												
at Marshall												
South Carolina												

## THE DAJANI FILE

### Goals

Career 2 vs. UIC (9/11/15)  
Season --

### Assists

Career 1, 4x, last vs. FIU  
Season --

### Points

Career 3 at Memphis (10/2/13)  
Season --

## CAREER LINE

Season	GP	GS	G	A	PTS	SH	SH%	SOG	SOG%	GW	PK-ATT
2013	18	0	4	2	10	15	.260	8	.530	1	0-0
2014	19	1	5	1	11	20	.250	14	.700	3	0-0
2015	16	4	3	1	7	8	.374	4	.500	0	0-0
2016	4	4	2	0	4	3	.667	2	.667	1	1-1
2017	5	4	1	1	2	8	.333	3	.455	0	0-0
Total	62	13	15	5	35	54	.377	31	.570	5	1-1



# 11 EDER MORA

M | 6-0 | 175 | RS-Sophomore

## 2017 GAME-BY-GAME

Opponent	Score	GP	GS	G	A	Pts.	Sh.	Sh.%	SOG	SOG%	GW	Pk-Att.
UNCG	T, 0-0	*	*	0	0	0	0	.000	0	.000	0	0-0
at Memphis	W, 3-0	*	*	0	0	0	0	.000	0	.000	0	0-0
at Jacksonville	W, 2-1	*	*	0	0	0	3	.000	1	.333	0	0-0
Missouri State	T, 0-0	*	*	0	0	0	2	.000	0	.000	0	0-0
at Kentucky	L, 0-1	*	*	0	0	0	0	.000	0	.000	0	0-0
FIU	L, 1-2	*	*	0	0	0	0	.000	0	.000	0	0-0
at ODU	L, 2-3	*	*	0	0	0	1	.000	0	.000	0	0-0
at GA State												
Central Ark.												
at New Mexico												
GA Southern												
FAU												
Lipscomb												
at Marshall												
South Carolina												

## THE MORA FILE

### Goals

Career --  
Season --

### Assists

Career --  
Season --

### Points

Career --  
Season --

## CAREER LINE

Season	GP	GS	G	A	PTS	SH	SH%	SOG	SOG%	GW	PK-ATT
2016	15	9	0	0	0	4	.000	2	.500	0	0-0
2017	7	7	0	0	0	6	.000	1	.200	0	0-0
Total	21	6	0	0	0	10	.000	3	.350	0	0-0





# 12 AIDAN O'HARA

F | 6-2 | 170 | Freshman

## 2017 GAME-BY-GAME

Opponent	Score	GP	GS	G	A	Pts.	Sh.	Sh.%	SOG	SOG%	GW	Pk-Att.
UNCG	T, 0-0	*	*	0	0	0	5	.000	2	.400	0	0-0
at Memphis	- DNP -											
at Jacksonville	W, 2-1	*	*	0	0	0	1	.000	1	1.00	0	0-0
Missouri State	T, 0-0	*	*	0	0	0	2	.000	0	.000	0	0-0
at Kentucky	L, 0-1	*	*	0	0	0	1	.000	0	.000	0	0-0
FIU	L, 1-2	*		0	0	0	1	.000	0	.000	0	0-0
at ODU	L, 2-3	*		0	0	0	0	.000	0	.000	0	0-0
at GA State												
Central Ark.												
at New Mexico												
GA Southern												
FAU												
Lipscomb												
at Marshall												
South Carolina												

## THE O'HARA FILE

### Goals

Career --  
Season --

### Assists

Career --  
Season --

### Points

Career --  
Season --

## CAREER LINE

Season	GP	GS	G	A	PTS	SH	SH%	SOG	SOG%	GW	PK-ATT
2017	6	5	0	0	0	10	.000	3	.333	0	0-0
Total	6	5	0	0	0	10	.000	3	.333	0	0-0



# 13 ERIK HENZE

D | 6-1 | 165 | RS-Sophomore

## 2017 GAME-BY-GAME

Opponent	Score	GP	GS	G	A	Pts.	Sh.	Sh.%	SOG	SOG%	GW	Pk-Att.
UNCG	- DNP -											
at Memphis	W, 3-0	*		0	0	0	0	.000	0	.000	0	0-0
at Jacksonville	- DNP -											
Missouri State	- DNP -											
at Kentucky	- DNP -											
FIU	- DNP -											
at ODU	- DNP -											
at GA State												
Central Ark.												
at New Mexico												
GA Southern												
FAU												
Lipscomb												
at Marshall												
South Carolina												

## THE HENZE FILE

### Goals

Career --  
Season --

### Assists

Career --  
Season --

### Points

Career --  
Season --

## CAREER LINE

Season	GP	GS	G	A	PTS	SH	SH%	SOG	SOG%	GW	PK-ATT
2015	Redshirted										
2016	1	0	0	0	0	0	.000	0	.000	0	0-0
2017	1	0	0	0	0	0	.000	0	.000	0	0-0
Total	1	0	0	0	0	0	.000	0	.000	0	0-0







## THE VALVERDE FILE

## Goals

Career 1 at Memphis (8/27/17)  
Season 1 at Memphis (8/27/17)

## Assists

Career 1 vs. Xavier (9/28/16)  
Season --

## Points

Career 2 at Memphis (8/27/17)  
Season 2 at Memphis (8/27/17)

# 14 DAVID VALVERDE

M | 5-10 | 150 | Senior

## 2017 GAME-BY-GAME

Opponent	Score	GP	GS	G	A	Pts.	Sh.	Sh.%	SOG	SOG%	GW	Pk-Att.
UNCG	T, 0-0	*	*	0	0	0	2	.000	1	.500	0	0-0
at Memphis	W, 3-0	*	*	1	0	2	1	1.00	1	1.00	0	0-0
at Jacksonville	W, 2-1	*	*	0	0	0	0	.000	0	.000	0	0-0
Missouri State	T, 0-0	*	*	0	0	0	0	.000	0	.000	0	0-0
at Kentucky	L, 0-1	*	*	0	0	0	1	.000	0	.000	0	0-0
FIU	L, 1-2	*	*	0	0	0	0	.000	0	.000	0	0-0
at ODU	L, 2-3	*	*	0	0	0	1	.000	1	.600	0	0-0
at GA State												
Central Ark.												
at New Mexico												
GA Southern												
FAU												
Lipscomb												
at Marshall												
South Carolina												

## CAREER LINE

Season	GP	GS	G	A	PTS	SH	SH%	SOG	SOG%	GW	PK-ATT
2014	20	19	0	2	2	11	.000	0	.000	0	0-0
2015	16	12	0	1	1	6	.000	1	.167	0	0-0
2016	18	18	0	2	2	5	.000	2	.400	0	0-0
2017	7	7	1	0	2	3	.200	3	.600	0	0-0
Total	61	56	1	5	7	27	.200	7	.292	0	0-0



## THE LAURENT FILE

## Goals

Career --  
Season --

## Assists

Career 1, 2x, last vs. Santa Clara (10/4/16)  
Season --

## Points

Career 1, 2x, last vs. Santa Clara (10/4/16)  
Season --

# 15 MATHIEU LAURENT

D | 6-2 | 175 | RS-Junior

## 2017 GAME-BY-GAME

Opponent	Score	GP	GS	G	A	Pts.	Sh.	Sh.%	SOG	SOG%	GW	Pk-Att.
UNCG	T, 0-0	*	*	0	0	0	2	.000	0	.000	0	0-0
at Memphis	- DNP -											
at Jacksonville	W, 2-1	*	*	0	0	0	0	.000	0	.000	0	0-0
Missouri State	T, 0-0	*	*	0	0	0	0	.000	0	.000	0	0-0
at Kentucky	L, 0-1	*	*	0	0	0	0	.000	0	.000	0	0-0
FIU	L, 1-2	*	*	0	0	0	0	.000	0	.000	0	0-0
at ODU	L, 2-3	*	*	0	0	0	0	.000	0	.000	0	0-0
at GA State												
Central Ark.												
at New Mexico												
GA Southern												
FAU												
Lipscomb												
at Marshall												
South Carolina												

## CAREER LINE

Season	GP	GS	G	A	PTS	SH	SH%	SOG	SOG%	GW	PK-ATT
2014	20	17	0	1	1	5	.000	3	.600	0	0-0
2015	1	0	0	0	0	0	.000	0	.000	0	0-0
2016	17	17	0	1	1	7	.000	2	.286	0	0-0
2017	6	6	0	0	0	2	.000	0	.000	0	0-0
Total	44	40	0	2	2	14	.000	5	.222	0	0-0





## THE WATSON FILE

## Goals

Career --  
Season --

## Assists

Career --  
Season --

## Points

Career --  
Season --

# 16 DONOVAN WATSON

D | 6-5 | 175 | Freshman

## 2017 GAME-BY-GAME

Opponent	Score	GP	GS	G	A	Pts.	Sh.	Sh.%	SOG	SOG%	GW	Pk-Att.
UNCG	- DNP -											
at Memphis	- DNP -											
at Jacksonville	-DNP-											
Missouri State	T, 0-0	*		0	0	0	0	.000	0	.000	0	0-0
at Kentucky	L, 0-1	*		0	0	0	0	.000	0	.000	0	0-0
FIU	L, 1-2	*		0	0	0	0	.000	0	.000	0	0-0
at ODU	L, 2-3	*	*	0	0	0	0	.000	0	.000	0	0-0
at GA State												
Central Ark.												
at New Mexico												
GA Southern												
FAU												
Lipscomb												
at Marshall												
South Carolina												

## CAREER LINE

Season	GP	GS	G	A	PTS	SH	SH%	SOG	SOG%	GW	PK-ATT
2017	4	1	0	0	0	0	.000	0	.000	0	0-0
Total											



## THE SCARBROUGH FILE

## Goals

Career --  
Season --

## Assists

Career --  
Season --

## Points

Career --  
Season --

# 17 EVAN SCARBROUGH

D | 5-11 | 165 | RS-Senior

## 2017 GAME-BY-GAME

Opponent	Score	GP	GS	G	A	Pts.	Sh.	Sh.%	SOG	SOG%	GW	Pk-Att.
UNCG	- DNP -											
at Memphis	- DNP -											
at Jacksonville	- DNP -											
Missouri State	- DNP -											
at Kentucky	- DNP -											
FIU	- DNP -											
at ODU	- DNP -											
at GA State												
Central Ark.												
at New Mexico												
GA Southern												
FAU												
Lipscomb												
at Marshall												
South Carolina												

## CAREER LINE

Season	GP	GS	G	A	PTS	SH	SH%	SOG	SOG%	GW	PK-ATT
2013	Redshirted										
2014	10	0	0	0	0	0	.000	0	.000	0	0-0
2015	9	0	0	0	0	1	.000	0	.000	0	0-0
2016	17	9	0	0	0	2	.000	1	1.00	0	0-0
2017	--	--	--	--	--	--	--	--	--	--	--
Total	38	34	0	2	2	12	.000	5	.295	0	0-0





## THE REICHMAN FILE

## Goals

Career --  
Season --

## Assists

Career --  
Season --

## Points

Career --  
Season --

# 18 CHRIS REICHMAN

D | 6-0 | 170 | RS-Sophomore

## 2017 GAME-BY-GAME

Opponent	Score	GP	GS	G	A	Pts.	Sh.	Sh.%	SOG	SOG%	GW	Pk-Att.
UNCG	T, 0-0	*		0	0	0	0	.000	0	.000	0	0-0
at Memphis	W, 3-0	*		0	0	0	0	.000	0	.000	0	0-0
at Jacksonville	W, 2-1	*		0	0	0	0	.000	0	.000	0	0-0
Missouri State	T, 0-0	*		0	0	0	0	.000	0	.000	0	0-0
at Kentucky	L, 0-1	*		0	0	0	0	.000	0	.000	0	0-0
FIU	L, 1-2	*		0	0	0	0	.000	0	.000	0	0-0
at ODU	L, 2-3	*		0	0	0	0	.000	0	.000	0	0-0
at GA State												
Central Ark.												
at New Mexico												
GA Southern												
FAU												
Lipscomb												
at Marshall												
South Carolina												

## CAREER LINE

Season	GP	GS	G	A	PTS	SH	SH%	SOG	SOG%	GW	PK-ATT
2016	12	3	0	0	0	2	.000	1	.500	0	0-0
2017	7	0	0	0	0	0	.000	0	.000	0	0-0
Total	19	3	0	0	0	2	.000	1	.500	0	0-0



## THE BROOKER FILE

## Goals

Career 1 vs. FIU (9/14/17)  
Season 1 vs. FIU (9/14/17)

## Assists

Career 1, 2x, last at Memphis (8/27/17)  
Season 1 at Memphis (8/27/17)

## Points

Career 2 vs. FIU (9/14/17)  
Season 2 vs. FIU (9/14/17)

# 19 ADAM BROOKER

F | 6-4 | 190 | Sophomore

## 2017 GAME-BY-GAME

Opponent	Score	GP	GS	G	A	Pts.	Sh.	Sh.%	SOG	SOG%	GW	Pk-Att.
UNCG	T, 0-0	*	*	0	0	0	2	.000	0	.000	0	0-0
at Memphis	W, 3-0	*	*	0	1	1	1	.000	1	1.00	0	0-0
at Jacksonville	W, 2-1	*	*	0	0	0	1	.000	0	.000	0	0-0
Missouri State	T, 0-0	*		0	0	0	2	.000	1	.500	0	0-0
at Kentucky	L, 0-1	*	*	0	0	0	0	.000	0	.000	0	0-0
FIU	L, 1-2	*	*	1	0	2	1	1.00	1	1.00	0	0-0
at ODU	L, 2-3	*		0	0	0	0	.000	0	.000	0	0-0
at GA State												
Central Ark.												
at New Mexico												
GA Southern												
FAU												
Lipscomb												
at Marshall												
South Carolina												

## CAREER LINE

Season	GP	GS	G	A	PTS	SH	SH%	SOG	SOG%	GW	PK-ATT
2016	4	0	0	1	1	4	.000	3	.750	0	0-0
2017	7	5	1	1	2	7	.143	3	.429	0	0-0
Total	11	5	1	2	3	11	.143	6	.590	0	0-0





## THE TYLER FILE

## Goals

Career 1, 2x, last vs. Santa Clara (9/4/16)

Season --

## Assists

Career --

Season --

## Points

Career 1, 2x, last vs. Santa Clara (9/4/16)

Season --

# 20 TARNUE TYLER

M | 5-10 | 145 | Sophomore

## 2017 GAME-BY-GAME

Opponent	Score	GP	GS	G	A	Pts.	Sh.	Sh.%	SOG	SOG%	GW	Pk-Att.
UNCG	T, 0-0	*		0	0	0	0	.000	0	.000	0	0-0
at Memphis	W, 3-0	*	*	0	0	0	0	.000	0	.000	0	0-0
at Jacksonville	W, 2-1	*	*	0	0	0	2	.000	0	.000	0	0-0
Missouri State	T, 0-0	*	*	0	0	0	3	.000	1	.333	0	0-0
at Kentucky	- DNP -											
FIU	L, 1-2	*	*	0	0	0	0	.000	0	.000	0	0-0
at ODU	L, 2-3	*	*	0	1	1	1	.000	1	.333	0	0-0
at GA State												
Central Ark.												
at New Mexico												
GA Southern												
FAU												
Lipscomb												
at Marshall												
South Carolina												

## CAREER LINE

Season	GP	GS	G	A	PTS	SH	SH%	SOG	SOG%	GW	PK-ATT
2016	18	18	2	0	4	27	.074	10	.370	1	0-0
2017	6	5	0	0	0	5	.000	2	.333	0	0-0
Total	24	23	2	0	4	32	.074	11	.352	1	0-0



## THE STROUPE FILE

## Goals

Career --

Season --

## Assists

Career --

Season --

## Points

Career --

Season --

# 21 CHANDLER STROUPE

D | 6-0 | 175 | RS-Senior

## 2017 GAME-BY-GAME

Opponent	Score	GP	GS	G	A	Pts.	Sh.	Sh.%	SOG	SOG%	GW	Pk-Att.
UNCG	T, 0-0	*	*	0	0	0	1	.000	0	.000	0	0-0
at Memphis	W, 3-0	*	*	0	0	0	0	.000	0	.000	0	0-0
at Jacksonville	W, 2-1	*	*	0	0	0	0	.000	0	.000	0	0-0
Missouri State	T, 0-0	*	*	0	0	0	0	.000	0	.000	0	0-0
at Kentucky	L, 0-1	*	*	0	0	0	0	.000	0	.000	0	0-0
FIU	L, 1-2	*	*	0	0	0	1	.000	0	.000	0	0-0
at ODU	L, 2-3	*	*	0	0	0	0	.000	0	.000	0	0-0
at GA State												
Central Ark.												
at New Mexico												
GA Southern												
FAU												
Lipscomb												
at Marshall												
South Carolina												

## CAREER LINE

Season	GP	GS	G	A	PTS	SH	SH%	SOG	SOG%	GW	PK-ATT
2013	6	0	0	0	0	1	.000	0	.000	0	0-0
2014	Redshirted										
2015	15	7	0	0	0	8	.000	3	.375	0	0-0
2016	12	0	0	0	0	2	.000	1	.500	0	0-0
2017	7	7	0	0	0	2	.000	4	.000	0	0-0
Total	40	14	0	0	0	13	.000	8	.438	0	0-0







# 22 CHASE RUSHING

M | 6-0 | 170 | Sophomore

## 2017 GAME-BY-GAME

Opponent	Score	GP	GS	G	A	Pts.	Sh.	Sh.%	SOG	SOG%	GW	Pk-Att.
UNCG	T, 0-0	*	*	0	0	0	0	.000	0	.000	0	0-0
at Memphis	W, 3-0	*		0	0	0	0	.000	0	.000	0	0-0
at Jacksonville	W, 2-1	*		0	0	0	0	.000	0	.000	0	0-0
Missouri State	T, 0-0	*		0	0	0	0	.000	0	.000	0	0-0
at Kentucky	L, 0-0	*		0	0	0	0	.000	0	.000	0	0-0
FIU	L, 1-2	*		0	0	0	0	.000	0	.000	0	0-0
at ODU	L, 2-3	*		0	0	0	0	.000	0	.000	0	0-0
at GA State												
Central Ark.												
at New Mexico												
GA Southern												
FAU												
Lipscomb												
at Marshall												
South Carolina												

## THE RUSHING FILE

### Goals

Career 1 vs. Marshall (9/17/16)  
Season --

### Assists

Career --  
Season --

### Points

Career 2 vs. Marshall (9/17,16)  
Season --

## CAREER LINE

Season	GP	GS	G	A	PTS	SH	SH%	SOG	SOG%	GW	PK-ATT
2016	14	0	1	0	2	4	.250	1	.250	0	0-0
2017	7	1	0	0	0	0	.000	0	.000	0	0-0
Total	21	1	1	0	2	4	.250	1	.250	0	0-0



# 23 KEVIN WALLACE

F/M | 6-2 | 160 | RS-Sophomore

## 2017 GAME-BY-GAME

Opponent	Score	GP	GS	G	A	Pts.	Sh.	Sh.%	SOG	SOG%	GW	Pk-Att.
UNCG	T, 0-0	*		0	0	0	0	.000	0	.000	0	0-0
at Memphis	W, 3-0	*		0	0	0	0	.000	0	.000	0	0-0
at Jacksonville	- DNP -											
Missouri State	- DNP -											
at Kentucky	- DNP -											
FIU	- DNP -											
at ODU	- DNP -											
at GA State												
Central Ark.												
at New Mexico												
GA Southern												
FAU												
Lipscomb												
at Marshall												
South Carolina												

## THE WALLACE FILE

### Goals

Career --  
Season --

### Assists

Career --  
Season --

### Points

Career --  
Season --

## CAREER LINE

Season	GP	GS	G	A	PTS	SH	SH%	SOG	SOG%	GW	PK-ATT
2015	Redshirted										
2016	5	0	0	0	0	0	.000	0	.000	0	0-0
2017	2	0	0	0	0	0	.000	0	.000	0	0-0
Total	7	0	0	0	0	0	.000	0	.000	0	0-0





# 24 JOSEPH BUETE

M | 5-10 | 55 | Freshman

## 2017 GAME-BY-GAME

Opponent	Score	GP	GS	G	A	Pts.	Sh.	Sh.%	SOG	SOG%	GW	Pk-Att.
UNCG	T, 0-0	*		0	0	0	0	.000	0	.000	0	0-0
at Memphis	W, 3-0	*		0	0	0	0	.000	0	.000	0	0-0
at Jacksonville	- DNP -											
Missouri State	- DNP -											
at Kentucky	L, 0-1	*		0	0	0	0	.000	0	.000	0	0-0
FIU	- DNP -											
at ODU	L, 2-3	*		0	0	0	0	.000	0	.000	0	0-0
at GA State												
Central Ark.												
at New Mexico												
GA Southern												
FAU												
Lipscomb												
at Marshall												
South Carolina												

## THE BUETE FILE

### Goals

Career --  
Season --

### Assists

Career --  
Season --

### Points

Career --  
Season --

## CAREER LINE

Season	GP	GS	G	A	PTS	SH	SH%	SOG	SOG%	GW	PK-ATT
2017	2	0	0	0	0	0	.000	0	.000	0	0-0
Total	2	0	0	0	0	0	.000	0	.000	0	0-0



# 26 BROOKS STOCKLEY

M | 5-9 | 145 | Freshman

## 2017 GAME-BY-GAME

Opponent	Score	GP	GS	G	A	Pts.	Sh.	Sh.%	SOG	SOG%	GW	Pk-Att.
UNCG	- DNP -											
at Memphis	- DNP -											
at Jacksonville	- DNP -											
Missouri State	- DNP -											
at Kentucky	- DNP -											
FIU	- DNP -											
at ODU	- DNP -											
at GA State												
Central Ark.												
at New Mexico												
GA Southern												
FAU												
Lipscomb												
at Marshall												
South Carolina												

## THE STOCKLEY FILE

### Goals

Career --  
Season --

### Assists

Career --  
Season --

### Points

Career --  
Season --

## CAREER LINE

Season	GP	GS	G	A	PTS	SH	SH%	SOG	SOG%	GW	PK-ATT
2017	--	--	--	--	--	--	--	--	--	--	--
Total	--	--	--	--	--	--	--	--	--	--	--





# 30 JAKE FUTRELL

D | 6-2 | 170 | RS-Freshman

## 2017 GAME-BY-GAME

Opponent	Score	GP	GS	G	A	Pts.	Sh.	Sh.%	SOG	SOG%	GW	Pk-Att.
UNCG	- DNP -											
at Memphis	W, 3-0	*		0	0	0	1	.000	1	1.00	0	0-0
at Jacksonville	- DNP -											
Missouri State	- DNP -											
at Kentucky	- DNP -											
FIU	- DNP -											
at ODU	L, 2-3											
at GA State												
Central Ark.												
at New Mexico												
GA Southern												
FAU												
Lipscomb												
at Marshall												
South Carolina												

## THE FUTRELL FILE

### Goals

Career	--
Season	--

### Assists

Career	--
Season	--

### Points

Career	--
Season	--

## CAREER LINE

Season	GP	GS	G	A	PTS	SH	SH%	SOG	SOG%	GW	PK-ATT
2017	2		0	0	0	1	.000	1	1.00	0	0-0
Total											

## NATIONAL POLLS

### NSCAA/Continental Tire

1. Indiana
2. Wake Forest
3. Maryland
4. Michigan State
5. North Carolina
6. Clemson
7. Notre Dame
8. Louisville
9. Western Michigan
10. Virginia
11. Stanford
12. New Hampshire
13. Kentucky
14. Georgetown
15. UNC Wilmington
16. Ohio State
17. Washington
18. Air Force
19. Duke
20. Michigan
21. Syracuse
22. Butler
23. Columbia
24. Omaha
25. Creighton

### Soccer America

1. Maryland
2. Indiana
3. Wake Forest
4. Clemson
5. North Carolina
6. Stanford
7. Notre Dame
8. Virginia
9. UNC Wilmington
10. Louisville
11. Michigan State
12. Duke
13. Western Michigan
14. Georgetown
15. Ohio State
16. Butler
17. Omaha
18. Furman
19. Syracuse
20. Pacific
21. Kentucky
22. Columbia
23. Michigan
24. Akron
25. New Hampshire

### NCAA Coaches

1. Indiana
2. Wake Forest
3. Maryland
4. Michigan State
5. North Carolina
6. Clemson
7. Notre Dame
8. Louisville
9. Western Michigan
10. Virginia
11. Stanford
12. New Hampshire
13. Kentucky
14. Georgetown
15. UNC Wilmington
16. Ohio State
17. Washington
18. Air Force
19. Duke
20. Michigan
21. Syracuse
22. Butler
23. Columbia
24. Omaha
25. Creighton

Poll	Pre	1	2	3	4	5	6	7	8	9	10	11	12	13	Final
NSCAA	NR	RV	RV	NR	NR	NR									
SA	--	--	--	NR	NR	NR									
NCAA RPI	--	--	--	NR	NR	NR									
NSCAA Regional	--	6	5	10	10	NR									



## 2017 BOX SCORES

### Soccer Box Score (Final) The Automated ScoreBook UNC Greensboro vs UAB (Aug 25, 2017 at Birmingham, Ala.)

UNC Greensboro (0-0-1) vs.

UAB (0-0-1)

Date: Aug 25, 2017 • Attendance: 1159

Weather:

**UNC Greensboro**

Po #	Player	Sh	SO	G	A	Min
gk 1	Jon Milligan	-	-	-	-	110
d 4	Faisal Alimbaslat	-	-	-	-	30
5	Leeroy Maguraushe	2	-	-	-	88
7	Matteo Busio	-	-	-	-	92
8	Nelson Oceano	1	-	-	-	48
11	Matt Mattis	2	1	-	-	78
12	Alexander Lewis	1	-	-	-	44
14	Nicholas Downs	2	1	-	-	58
18	Damon Youmans	1	1	-	-	82
20	Casey Penland	1	-	-	-	101
23	Josh Masten	2	-	-	-	105
-- Substitutes --						
2	Tavion Webb	-	-	-	-	4
3	Eric Gunnarsson	-	-	-	-	15
6	Jesper Larsson	-	-	-	-	22
9	Sandro Bradara	-	-	-	-	69
10	Moises Gonzalez	-	-	-	-	11
15	Austin Matthews	1	-	-	-	99
16	Cyril Owolabi	1	1	-	-	38
19	Tevyn Henry	-	-	-	-	9
21	Manny Apau	1	1	-	-	45
26	Kyle Lawrence	-	-	-	-	26
28	Payne McKiver	-	-	-	-	5
29	Alex Henderson	-	-	-	-	18
Totals						

#	Goalkeepers	Min	GA	Saves
1	Jon Milligan	110:00	0	4

Shots by period	1	2	OT	O2	Total
UNC Greensboro	3	7	3	2	15
UAB	7	9	1	0	17

Corner kicks	1	2	OT	O2	Total
UNC Greensboro	2	5	3	0	10
UAB	2	4	0	0	6

**Scoring summary:**

No.	Time	Team	Goal scorer	Assist	Description
-----	------	------	-------------	--------	-------------

**Cautions and ejections:**

YC-UNCG #16 (52:26)

UNC Greensboro-Jon Milligan (0-0-1). UAB-TEAL, James (0-0-1).

Stadium: BBVA Compass Field

Officials: Referee: Sam Bierster; Asst. Referee: Amin Hadzic; Mike Lavergne;

Alt. Official: Michael Smith; Scorer: Abby Vinson;

Offsides: UNC Greensboro 1, UAB 0.

Official's signature

### Soccer Box Score (Final) The Automated ScoreBook UAB vs Jacksonville (Sep 01, 2017 at Jacksonville, Fla.)

UAB (2-0-1) vs.

Jacksonville (0-3-0)

Date: Sep 01, 2017 • Attendance: 252

Weather: Partly cloudy, 83 degrees, winds SSW 8 mph

**UAB**

Po #	Player	Sh	SO	G	A	Min
gk 1	TEAL, James	-	-	-	-	90
d 2	MABIALA, Gael	-	-	-	-	60
d 5	RICOURT, Alexandre	1	1	-	-	90
f 6	FERRIN, Massimo	2	1	1	-	80
mf 11	MORA, Eder	3	1	-	-	71
f 12	O'HARA, Aidan	1	1	-	-	55
mf 14	VALVERDE, David	-	-	-	-	69
d 15	LAURENT, Mathieu	-	-	-	-	90
f 19	BROOKER, Adam	1	-	-	-	53
mf 20	TYLER, Tarnue	2	-	-	-	51
d 21	STROUPE, Chandler	-	-	-	-	60
-- Substitutes --						
3	NELSON, Trey	2	1	1	-	21
4	PELLIZZA, Andrea	-	-	-	-	30
7	SULLIVAN, Ryan	-	-	-	-	39
8	MAKINDE, Philip	-	-	-	-	24
9	DAJANI, Rami	-	-	-	-	17
18	REICHMAN, Chris	-	-	-	-	31
22	RUSHING, Chase	-	-	-	-	38
Totals						

#	Goalkeepers	Min	GA	Saves
1	TEAL, James	90:00	1	4

Shots by period	1	2	Total
UAB	8	4	12
Jacksonville	7	7	14

Corner kicks	1	2	Total
UAB	3	3	6
Jacksonville	2	9	11

**Scoring summary:**

No.	Time	Team	Goal scorer	Assist	Description
-----	------	------	-------------	--------	-------------

1. 16:29 UAB FERRIN, Massimo (unassisted) Free kick taker scores on the free kick

2. 36:23 UAB NELSON, Trey (unassisted) Passed in to 3 who headed over goalie

3. 70:42 JU BENNETT, Kai (1) BEAUPLAN, Redondo out of box Beauplan passes into the box to an awaiti

who soft touches in

**Cautions and ejections:**

YC-UAB #5 (72:36)

Win-TEAL, James (2-0-1). Loss-O'CONNOR, Liam (0-2-0).

Stadium: Southern Oak Stadium

Officials: Referee: Emmanuel Darriba; Asst. Referee: Sergio Virvescas;

Matthew Lombardi; Timekeeper: Allan Gattis; Scorer: Cooper Welch;

Offsides: UAB 1, Jacksonville 0.

Official's signature



### Soccer Box Score (Final) 2017 Memphis Men's Soccer UAB vs Memphis (Aug 27, 2017 at Memphis, Tenn.)



UAB (1-0-1) vs.

Memphis (0-1-1)

Date: Aug 27, 2017 • Attendance: 332

Weather: 69 degrees, mostly cloudy, winds N @ 4 mph

**UAB**

Po #	Player	Sh	SO	G	A	Min
gk 1	TEAL, James	-	-	-	-	90
d 2	MABIALA, Gael	-	-	-	-	51
d 4	PELLIZZA, Andrea	-	-	-	-	56
d 5	RICOURT, Alexandre	-	-	-	-	90
f 6	FERRIN, Massimo	3	3	1	-	46
f 8	MAKINDE, Philip	3	1	1	-	47
m 11	MORA, Eder	-	-	-	-	76
m 14	VALVERDE, David	1	1	1	-	57
f 19	BROOKER, Adam	1	1	-	-	44
m 20	TYLER, Tarnue	-	-	-	-	41
d 21	STROUPE, Chandler	-	-	-	-	90
-- Substitutes --						
3	NELSON, Trey	-	-	-	-	40
7	SULLIVAN, Ryan	-	-	-	-	49
13	HENZE, Erik	-	-	-	-	12
18	REICHMAN, Chris	-	-	-	-	52
22	RUSHING, Chase	-	-	-	-	51
23	WALLACE, Kevin	-	-	-	-	29
24	BUETE, Joseph	-	-	-	-	33
30	FUTRELL, Jake	1	1	-	-	36
Totals						

#	Goalkeepers	Min	GA	Saves
1	TEAL, James	90:00	0	3

Shots by period	1	2	Total
UAB	4	5	9
Memphis	3	6	9

Corner kicks	1	2	Total
UAB	1	3	4
Memphis	3	4	7

**Scoring summary:**

No.	Time	Team	Goal scorer	Assist	Description
-----	------	------	-------------	--------	-------------

1. 12:42 UAB MAKINDE, Philip (1) BROOKER, Adam Cross from the left side, finished through t

2. 15:12 UAB FERRIN, Massimo (1) Penalty kick goalkeeper's hands.

3. 32:47 UAB VALVERDE, David (1) (unassisted) Long shot floated over the goalkeeper.

**Cautions and ejections:**

YC-UAB #2 (66:14); YC-MEM #18 (74:07); YC-MEM #17 (76:50);

YC-UAB #23 (86:08)

Win-TEAL, James (1-0-1). Loss-LEEKER, Jake (0-1-1).

Stadium: MRC

Officials: Referee: Cory Richardson; Asst. Referee: Ray Strehlau; Michael Carson;

Alt. Official: Matt Nelson;

Offsides: UAB 1, Memphis 1.

Official's signature

### Soccer Box Score (Final) The Automated ScoreBook Missouri State vs UAB (Sep 04, 2017 at Birmingham, Ala.)

Missouri State (1-1-1) vs.

UAB (2-0-2)

Date: Sep 04, 2017 • Attendance: 897

Weather:

**Missouri State**

Po #	Player	Sh	SO	G	A	Min
gk 1	Priestley, Liam	-	-	-	-	110
d 2	Laird, Jake	-	-	-	-	110
d 3	Burtonshaw, Nick	1	-	-	-	110
f 7	Lewis, Harry	3	2	-	-	106
mf 8	Robins, Jordy	-	-	-	-	110
f 9	Ingram, Connor	2	2	-	-	102
mf/10	Buckle, Jake	-	-	-	-	29
mf 11	Wilkin, Stuart	1	-	-	-	38
d 16	De Jong, Dylan	1	-	-	-	110
d 20	Langan, Connor	1	1	-	-	110
mf/21	Hiebert, Kyle	-	-	-	-	110
-- Substitutes --						
12	Stoll, David	-	-	-	-	9
19	Wu, Ian	-	-	-	-	61
22	Karns, Dakota	-	-	-	-	6
26	Jones, Ian	-	-	-	-	42
28	Stratton, Greg	-	-	-	-	46
Totals						

#	Goalkeepers	Min	GA	Saves
1	Priestley, Liam	110:00	0	6

Shots by period	1	2	OT	O2	Total
Missouri State	5	3	0	1	9
UAB	8	7	3	1	19

Corner kicks	1	2	OT	O2	Total
Missouri State	2	2	0	0	4
UAB	5	3	1	2	11

**Scoring summary:**

No.	Time	Team	Goal scorer	Assist	Description
-----	------	------	-------------	--------	-------------

YC-UAB #20 (62:12); RC-UAB #20 (100:07)

Missouri State-Priestley, Liam (1-1-1). UAB-TEAL, James (2-0-2).

Stadium: BBVA Compass Field

Officials: Referee: Esteban Rosano; Asst. Referee: Brian Grozdanoff; Matt Jackson;

Alt. Official: Bob Johnson; Scorer: Abby Vinson;

Offsides: Missouri State 1, UAB 0.

Official's signature







### Soccer Box Score (Final) 2017 UK Men's Soccer

UAB vs #19 Kentucky (Sep 08, 2017 at Lexington, Ky.)



UAB (2-1-2, 0-1-0 CUSA) vs.  
Kentucky (4-0-1, 1-0-0 CUSA)  
Date: Sep 08, 2017 • Attendance: 1921  
Weather: 68 degrees, clear

UAB					
Po #	Player	Sh	SO	G	A
g 1	TEAL, James	-	-	-	90
d 2	MABIALA, Gael	1	1	-	66
d 5	RICOURT, Alexandre	1	1	-	90
m 6	FERRIN, Massimo	3	1	-	86
f 9	DAJANI, Rami	2	1	-	67
m 11	MORA, Eder	-	-	-	57
f 12	O'HARA, Aidan	1	-	-	40
m 14	VALVERDE, David	1	-	-	76
d 15	LAURENT, Mathieu	-	-	-	90
f 19	BROOKER, Adam	-	-	-	71
d 21	STROUPE, Chandler	-	-	-	72
-- Substitutes --					
g 3	NELSON, Trey	-	-	-	50
7	SULLIVAN, Ryan	3	-	-	56
8	MAKINDE, Philip	-	-	-	19
16	WATSON, Donovan	-	-	-	7
18	REICHMAN, Chris	-	-	-	35
22	RUSHING, Chase	-	-	-	7
24	BUTE, Joseph	-	-	-	12
Totals		12	4	0	0

#	Goalkeepers	Min	GA	Saves
1	TEAL, James	90:00	1	3

Shots by period	1	2	Total
UAB	5	7	12
Kentucky	5	6	11

Corner kicks	1	2	Total
UAB	4	1	5
Kentucky	2	5	7

## Scoring summary:

No.	Time	Team	Goal scorer	Assist	Description
1.	85:18	UK	Pedersen, Mikkel (2)	Williams, J	Spin move to get endline, served the box finished

## Cautions and ejections:

YC-UAB #7 (76:58)

Win-Facusse, Enrique (4-0-1). Loss-TEAL, James (2-1-1).

Stadium: The Bell

Officials: Referee: Artur Sibiga; Asst. Referee: Matt McIntyre; Bradley Jordan;

Alt. Official: Majid Rezaee; Timekeeper: Andrew Woelfel; Scorer: Chris Shoals;

Offsides: UAB 1, Kentucky 1.

Official's signature

### Soccer Box Score (Final) 2017 ODU Men's Soccer

UAB vs Old Dominion (Sep 23, 2017 at NORFOLK, Va.)

UAB (2-3-2) vs.  
Old Dominion (5-1-2)  
Date: Sep 23, 2017 • Attendance: 463  
Weather: 80 and clear

UAB					
Po #	Player	Sh	SO	G	A
1	TEAL, James	-	-	-	80
2	MABIALA, Gael	1	-	-	72
6	FERRIN, Massimo	1	1	-	81
7	SULLIVAN, Ryan	-	-	-	27
9	DAJANI, Rami	3	3	1	53
11	MORA, Eder	1	-	-	90
14	VALVERDE, David	1	1	-	77
15	LAURENT, Mathieu	-	-	-	45
16	WATSON, Donovan	-	-	-	79
20	TYLER, Tarnue	1	1	-	77
21	STROUPE, Chandler	-	-	-	50
-- Substitutes --					
0	MEHL, Julian	-	-	-	10
4	PELIZZA, Andrea	-	-	-	18
5	RICOURT, Alexandre	-	-	-	48
12	O'HARA, Aidan	-	-	-	32
18	REICHMAN, Chris	-	-	-	18
19	BROOKER, Adam	-	-	-	40
22	RUSHING, Chase	-	-	-	24
24	BUTE, Joseph	-	-	-	13
30	FUTRELL, Jake	-	-	-	10
Totals		8	6	2	14

#	Goalkeepers	Min	GA	Saves
1	TEAL, James	80:50	3	2
0	MEHL, Julian	9:10	0	0

Shots by period	1	2	Total
UAB	2	6	8
Old Dominion	7	4	11

Corner kicks	1	2	Total
UAB	4	1	5
Old Dominion	6	4	10

## Scoring summary:

No.	Time	Team	Goal scorer	Assist	Description
1.	16:15	ODU	WILSCHREY, Max (4)	PERDUE, Brandon	A pass from Perdue and a bullet straight t
2.	18:30	ODU	PERDUE, Brandon (5)	SLOTEMAKER, Fox	From a corner, assisted by 6, 12 shot to t
3.	58:30	UAB	DAJANI, Rami (1)	TYLER, Tarnue	assist from 20, shot to right of net past
4.	63:21	ODU	TAYLOR, CJ (1)	EDWARDS, Tyler	pass from 9 to 25 straight past goalie into
5.	85:23	UAB	FERRIN, Massimo (3)	(unassisted)	Chipped over goalie and shot with an emp

## Cautions and ejections:

YC-ODU #7 (50:10); YC-ODU #6 (81:32)

Win-AKAR, Mertcan (5-1-2). Loss-TEAL, James (2-3-2).

Stadium: ODU Soccer Stadium

Officials: Referee: Richonne Clark; Asst. Referee: Michael Schatzel; Brian Saucedo;

Alt. Official: Chip Boatwright;

Offsides: UAB 0, Old Dominion 0.

Official's signature

### Soccer Box Score (Final) The Automated Scorebook FIU vs UAB (Sep 14, 2017 at Birmingham, Ala.)

FIU (3-0-2, 1-0-0) vs.  
UAB (2-2-2, 0-2-0)  
Date: Sep 14, 2017 • Attendance: 659  
Weather:

FIU					
Po #	Player	Sh	SO	G	A
gk 1	FAUROUX, Hugo	-	-	-	90
m 3	MARIE, Paul	1	-	-	90
d 5	HEZEL, Marvin	-	-	-	90
d 6	OLAFSEN, Simen	-	-	-	90
f 7	PATINO, Santiago	2	1	-	73
m 8	MACHADO, Jordan	1	-	-	62
f 9	GROVINE, Luca	1	1	-	90
m 11	AHLINVI, Jorus	1	1	-	62
d 13	NEWBARD, DESHA	1	-	-	70
m 18	BARRAZA, Matias	-	-	-	55
m 20	TOWNSON, Donald	-	-	-	86
-- Substitutes --					
10	CAMPOY, Alessandro	-	-	-	28
12	ALVAREZ, Alvaro	-	-	-	17
14	AVILA, Jordi	-	-	-	20
16	BOOTH, Andrew	-	-	-	4
17	RICO, Darren	-	-	-	49
22	CALVO, Esteban	-	-	-	28
Totals		13	4	2	1

#	Goalkeepers	Min	GA	Saves
1	FAUROUX, Hugo	90:00	1	2

Shots by period	1	2	Total
FIU	11	2	13
UAB	2	8	10

Corner kicks	1	2	Total
FIU	5	3	8
UAB	1	1	2

## Scoring summary:

No.	Time	Team	Goal scorer	Assist	Description
1.	13:57	FIU	PATINO, Santiago	GROVINE, Luca	breakover goal on an empty net
2.	14:53	FIU	AHLINVI, Jorus	(unassisted)	Goal from the top of the box
3.	66:56	UAB	BROOKER, Adam (1)	FERRIN, Massimo	Goal from the left side

## Cautions and ejections:

YC-UAB #9 (33:07); YC-FIU #22 (83:36); YC-FIU #TM (89:27)

Win-FAUROUX, Hugo (2-0-2). Loss-TEAL, James (2-2-2).

Stadium: BBVA Compass Field

Officials: Referee: Richonne Clark; Asst. Referee: Michael Smith; Joshua Nobles;


Alt. Official: Danny Calpou Timekeepers: Luke McCarthy; Scorers: Abby Vinescu

Offsides: FIU 2, UAB 0.


Team Yellow Card was on head coach Kevin Nylan

Official's signature





**Julian Mehl**  
GK - 6'1 - 170 - So.  
Cologne, Germany



**Seth Torman**  
GK - 6'3 - 160 - Fr.  
Pelham, Ala.




**James Teal**  
GK - 6'5 - 210 - RSFr.  
Chattanooga, Tenn.



**Gael Mabiala**  
D - 6'1 - 175 - Jr.  
Saint-Etienne, France




**Trey Nelson**  
F - 6'1 - 160 - So.  
Montgomery, Ala.



**Andrea Pelizza**  
D - 6'3 - 175 - So.  
Genoa, Italy



**Alexandria Ricourt**  
D - 6'1 - 160 - Fr.  
Paris, France




**Massimo Ferrin**  
F - 5'11 - 160 - So.  
Ontario, Canada



**Ryan Sullivan**  
M - 5'11 - 165 - RSSr.  
Prospect, Ky.



**Philip Makinde**  
F - 5'10 - 155 - RSSo.  
Ontario, Canada



**Rami Dajani**  
F - 5'11 - 165 - RSSr.  
Niles, Ill.



**DeAndre Robinson**  
M - 5'10 - 150 - Sr.  
Snellville, Ga.



**Eder Mora**  
M - 6'0 - 170 - RSSo.  
Dalton, Ga.



**Aidan O'Hara**  
F - 6'1 - 160 - Fr.  
Toronto, Canada



**Erik Henze**  
D - 6'1 - 185 - RSSo.  
Birmingham, Ala.



**David Valverde**  
M - 5'10 - 150 - Sr.  
Mobile, Ala.




**Mathieu Laurent**  
D - 6'2 - 175 - RSJr.  
Ontario, Canada




**Donovan Watson**  
D - 6'5 - 175 - Fr.  
Toronto, Canada



**Evan Scarbrough**  
M - 5'11 - 165 - RSSr.  
Searcy, Ark.



**Chris Reichman**  
D - 5'11 - 160 - RSSo.  
Englewood, Colo.



**Adam Brooker**  
F - 6'4 - 185 - So.  
Demopolis, Ala.



**Tarnue Tyler**  
F - 5'10 - 145 - So.  
Columbia, Mo.



**Chandler Stroupe**  
D - 6'0 - 170 - RSSr.  
Birmingham, Ala.



**Chase Rushing**  
M - 6'0 - 165 - Fr.  
River Ridge, La.




**Kevin Wallace**  
F - 6'2 - 180 - RSSo.  
Fulton, Mo.




**Joseph Buete**  
M - 5'9 - 145 - Fr.  
Wake Forest, N.C.




**Chandler Shirley**  
F - 5'11 - 155 - Fr.  
Jackson, Miss.




**Brooks Stockley**  
M - 5'9 - 145 - Fr.  
Charlotte, N.C.



**Jake Futrell**  
D - 6'3 - 170 - RSFr.  
Auburn, Ala.



**Mike Getman**  
Head Coach  
26th Season



**Justus Griffin**  
Assistant Coach  
23rd Season



**Joel Wallace**  
Assistant Coach  
Ninth Season



**Pachinno Roberts**  
Volunteer Assistant  
First Season



## MEN'S SOCCER RADIO/TV ROSTER