

Men's Soccer Contact: Abby Vinson // Email: avinson1@uab.edu // Cell: (205) 541-1751 // Office: (205) 934-0722

2017 SCHEDULE/RESULTS

OVERALL: 2-2-2 // C-USA: 0-2-0
HOME: 0-1-2 // AWAY: 2-1-0

Date	Opponent	Result
Aug. 12	No. 5 Clemson (Exh.)	L, 0-3
Aug. 19	West Alabama (Exh.)	W, 2-0
Aug. 25	UNC Greensboro	T, 0-0 (2OT)
Aug. 27	at Memphis	W, 3-0
Sept. 1	at Jacksonville	W, 2-1
Sept. 4	Missouri State	T, 0-0 (2OT)
Sept. 8	at No. 19 Kentucky*	L, 0-1
Sept. 14	FIU*	L, 1-2
Sept. 23	at Old Dominion*	6 p.m.
Sept. 30	Charlotte*	7 p.m.
Oct. 3	at Georgia State	6 p.m.
Oct. 7	Central Arkansas	7 p.m.
Oct. 14	at New Mexico*	8 p.m.
Oct. 17	Georgia Southern	7 p.m.
Oct. 21	Florida Atlantic*	7 p.m.
Oct. 24	Lipscomb	7 p.m.
Oct. 28	at Marshall*	6:30 p.m.
Nov. 3	South Carolina*	7 p.m.
Nov. 8	Quarterfinals ^	TBA
Nov. 10	Semi-Finals ^	TBA
Nov. 12	Championship ^	TBA

Bold - Denotes home game at BBVA Compass Field

* - Conference USA game

^ - C-USA Tournament hosted by Old Dominion

All time listed Central

SAT., SEPT. 23 // ODU SOCCER COMPLEX // NORFOLK, VA. // 6 P.M. CT



BLAZERS



MONARCHS

VS

Head Coach: Mike Getman
Record at UAB: 271-178-42/26
Career Record: 313-204-51/31
Twitter: @getmanm

Stat Leaders

Goals: Ferrin, 2
Assists: Multiple Players, 1
Points: Ferrin, 5
Saves: Teal, 22
Twitter: @UAB_MSoc

Head Coach: Alan Dawson
Record at FIU: 224-126-39/21
Career Record: 347-147-47/30

Stat Leaders

Goals: Perdue, 4
Assists: Multiple Players, 2
Points: Perdue, 10
Saves: Akar, 19
Twitter: @ODUMensSoccer

Game Seven

Broadcast: n/a

Radio: n/a

Watch: C-USA TV

Live Stats: ODUSports.com/LiveStats

Tickets: ODU Soccer Complex

SERIES: ODU leads 7-0-1

UAB In Norfolk: 0-3

Getman vs. ODU: 0-3-1

Last Meeting: T, 0-0 (2OT) (9/24/16)

UAB Probable Starters

Pos.	Name	No.	Class	GP-GS	G	A	Pts.	Sh.	Sh%	SOG	GW
D	Gael Mabiala	2	Jr.	6-6	0	0	0	7	.000	4	0
D	Alex Ricourt	5	Fr.	6-6	0	0	0	2	.000	2	0
M	Massimo Ferrin	6	So.	6-6	2	0	4	13	.200	7	0
F	Rami Dajani	9	RS-Sr.	4-3	0	1	1	8	.000	2	0
M	Eder Mora	11	RS-So.	6-6	0	0	0	5	.000	1	0
M	David Valverde	14	Sr.	6-6	1	0	2	4	.250	2	0
D	Mathieu Laurent	15	RS-Jr.	5-5	0	0	0	2	.000	0	0
F	Adam Brooker	19	So.	6-5	1	1	3	7	.143	3	0
F	Tarnue Tyler	20	So.	6-4	0	0	0	5	.000	1	0
D	Chandler Stroupe	21	RS-Sr.	6-6	0	0	0	2	.000	0	0

QUICK KICKS

- Mike Getman is 15th winning active Division I coach, 37th on the all-time list

- Getman is in his 31st season with a 313-204-51 record and a 271-178-42 mark in 26 seasons at the helm of the UAB program

- UAB was the only team in Conference USA to record two shutouts during the opening weekend

- James Teal became the first Blazer that was not Joe Kuzminsky to start in net for the first time in four years

- The Blazers are looking for their win in Conference USA this season

Pos.	Name	No.	Class	GP-GS	Min.	GA	GAAvg.	SV	Pct	W-L-T	Shutouts
GK	James Teal	1	RS-Fr.	6-6	580:00	4	.620	22	.846	2-2-2	3

UAB Reserves

Pos.	Name	No.	Class	GP-GS	G	A	Pts.	Sh.	Sh%	SOG	GW
F	Trey Nelson	3	So.	6-0	1	0	2	4	.250	1	1
D	Andrea Pelizza	4	So.	4-1	0	0	0	0	.000	0	0
M	Ryan Sullivan	7	RS-Sr.	6-0	0	0	0	5	.000	1	0
F	Philip Makinde	8	RS-So.	6-1	1	0	2	5	.333	1	0
F	Aidan O'Hara	12	Fr.	5-4	0	0	0	10	.000	3	0
D	Erik Henze	13	RS-So.	1-0	0	0	0	0	.000	0	0
D	Donovan Watson	16	Fr.	3-0	0	0	0	0	.000	0	0
D	Chris Reichman	18	RS-So.	4-0	0	0	0	0	.000	0	0
M	Chase Rushing	22	So.	6-1	0	0	0	0	.000	0	0
F/M	Kevin Wallace	23	RS-So.	2-0	0	0	0	0	.000	0	0
M	Joseph Buete	24	Fr.	3-0	0	0	0	0	.000	0	0
D	Jake Futrell	30	RS-Fr.	1-0	0	0	0	1	.000	1	0



UAB NUMERICAL ROSTER

No.	PLAYER	Pos.	Ht.	Wt.	Cl.	HOMETOWN/LAST SCHOOL
0	Julian Mehl	GK	6-1	170	So.	Cologne, Germany/Henrich-Mann Gymnasium
00	Seth Torman	GK	6-3	160	Fr.	Pelham, Ala./Pelham
1	James Teal	GK	6-5	210	RS-Fr.	Chattanooga, Tenn./Notre Dame HS
2	Gael Mabiala	D	6-1	175	Jr.	Saint Etienne, France/Francis Marion
3	Trey Nelson	F	6-1	160	So.	Montgomery, Ala./Loveless Acad. Magnet Program
4	Andrea Pelizza	D	6-4	175	So.	Genoa, Italy, International
5	Alexandrea Ricourt	D	6-1	160	Fr.	Paris, France
6	Massimo Ferrin	F/M	5-11	160	So.	Ontario, Canada/St. Paul Catholic
7	Ryan Sullivan	M	5-11	165	RS-Sr.	Prospect, Ky./Clemson
8	Philip Makinde	F	5-10	155	RS-So.	Ontario, Canada/Drake
9	Rami Dajani	F	5-11	165	RS-Sr.	Niles, Ill./Main East
10	DeAndre Robinson	M	5-10	150	Sr.	Snellville, Ga./Brookwood
11	Eder Mora	M	6-0	175	RS-So.	Dalton, Ga./Dalton
12	Aidan O'Hara	F	6-1	160	Fr.	Toronto, Canada
13	Erik Henze	D	6-1	165	So.	Birmingham, Ala./Spain Park
14	David Valverde	M	5-10	150	Sr.	Mobile, Ala./Davidson
15	Mathieu Laurent	D	6-3	175	RS-Jr.	Markham, Ontario/ESC Renaissance
16	Donovan Watson	D	6-5	175	Fr.	Toronto, Canada/St. Theresa of Lisieux Catholic
17	Evan Scarbrough	D	5-11	165	RS-Sr.	Searcy, Ark./Searcy
18	Chris Reichman	D	5-11	160	RS-So.	Englewood, Colo./Cherry Creek
19	Adam Brooker	F	6-4	185	So.	Demopolis, Ala./Demopolis
20	Tarnue Tyler	M	5-9	145	So.	Columbia, Mo./Rock Ridge
21	Chandler Stroupe	D	6-0	170	RS-Sr.	Birmingham, Ala./Oak Mountain
22	Chase Rushing	M	6-0	165	So.	River Ridge, La./Jesuit
23	Kevin Wallace	F/M	6-2	160	RS-So.	Fulton, Mo./Fulton
24	Joseph Buete	M	5-9	145	Fr.	Wake Forest, N.C./Heritage
25	Chandler Shirley	F	5-11	155	Fr.	Jackson, Miss./Northwest Rankin
26	Brooks Stockley	M	5-9	145	Fr.	Charlotte, N.C./Charlotte Catholic
30	Jacob Futrell	D	6-1	170	RS-Fr.	Auburn, Ala./Auburn (HS)

UAB ALPHABETICAL ROSTER

No.	PLAYER	Pos.	Ht.	Wt.	Cl.	HOMETOWN/LAST SCHOOL
19	Adam Brooker	F	6-4	185	So.	Demopolis, Ala./Demopolis
24	Joseph Buete	M	5-9	145	Fr.	Wake Forest, N.C./Heritage
9	Rami Dajani	F	5-11	165	RS-Sr.	Niles, Ill./Main East
6	Massimo Ferrin	F/M	5-11	160	So.	Ontario, Canada/St. Paul Catholic
30	Jacob Futrell	D	6-1	170	RS-Fr.	Auburn, Ala./Auburn (HS)
13	Erik Henze	D	6-1	165	So.	Birmingham, Ala./Spain Park
15	Mathieu Laurent	D	6-3	175	RS-Jr.	Markham, Ontario/ESC Renaissance
2	Gael Mabiala	D	6-1	175	Jr.	Saint Etienne, France/Francis Marion
8	Philip Makinde	F	5-10	155	RS-So.	Ontario, Canada/Drake
0	Julian Mehl	GK	6-1	170	So.	Cologne, Germany/Henrich-Mann Gymnasium
11	Eder Mora	M	6-0	175	RS-So.	Dalton, Ga./Dalton
3	Trey Nelson	F	6-1	160	So.	Montgomery, Ala./Loveless Acad. Magnet Program
12	Aidan O'Hara	F	6-1	160	Fr.	Toronto, Canada
4	Andrea Pelizza	D	6-4	175	So.	Genoa, Italy, International
18	Chris Reichman	D	5-11	160	RS-So.	Englewood, Colo./Cherry Creek
5	Alexandrea Ricourt	D	6-1	160	Fr.	Paris, France
10	DeAndre Robinson	M	5-10	150	Sr.	Snellville, Ga./Brookwood
22	Chase Rushing	M	6-0	165	So.	River Ridge, La./Jesuit
17	Evan Scarbrough	D	5-11	165	RS-Sr.	Searcy, Ark./Searcy
25	Chandler Shirley	F	5-11	155	Fr.	Jackson, Miss./Northwest Rankin
26	Brooks Stockley	M	5-9	145	Fr.	Charlotte, N.C./Charlotte Catholic
21	Chandler Stroupe	D	6-0	170	RS-Sr.	Birmingham, Ala./Oak Mountain
7	Ryan Sullivan	M	5-11	165	RS-Sr.	Prospect, Ky./Clemson
1	James Teal	GK	6-5	210	RS-Fr.	Chattanooga, Tenn./Notre Dame HS
00	Seth Torman	GK	6-3	160	Fr.	Pelham, Ala./Pelham
20	Tarnue Tyler	M	5-9	145	So.	Columbia, Mo./Rock Ridge
14	David Valverde	M	5-10	150	Sr.	Mobile, Ala./Davidson
23	Kevin Wallace	F/M	6-2	160	RS-So.	Fulton, Mo./Fulton
16	Donovan Watson	D	6-5	175	Fr.	Toronto, Canada/St. Theresa of Lisieux Catholic



QUICK FACTS

General

School..... UAB
 Location..... Birmingham, Ala.
 Founded..... 1969
 Enrollment..... 18,698
 President..... Dr. Ray Watts
 Athletic Director..... Mark Ingram
 Faculty Athletics Representative..... Dr. Frank Messina
 Colors..... Forest Green and Old Gold
 Nickname..... Blazers
 Home Field..... BBVA Compass Field
 Capacity..... 1,500
 Surface..... Grass
 UAB Record (Seasons)..... 6-3-1 (1)
 Affiliation..... NCAA Division I
 Conference..... Conference USA

Coaching Staff

Head Coach..... Mike Getman
 Alma Mater..... Indiana, 1982
 Overall Record (Seasons)..... 313-204-51 (31)
 UAB Record..... 271-178-42 (26)
 Assistant Coach..... Justus Griffin
 Alma Mater..... UAB, 1994
 Assistant Coach..... Joel Wallace
 Alma Mater..... MacMurray College, 1991
 Volunteer Assistant..... Pachinno Roberts
 Alma Mater..... UAB, 2014

History

Inaugural Season..... 1979
 All-Time Record..... 364-38-57
 C-USA Record..... 101-67-16
 NCAA Tournaments..... 8
 Last Appearance..... 2014, First Round

Media Relations

Associate AD/Communications..... Ted Feeley
 Associate Athletic Communications Director..... Jay D'Abramo
 Assistant Athletic Communications Director..... Josh Brunner
 Athletic Communications Associate..... Shane Switzer
 Athletic Communications Associate..... Abby Vinson
 Office Phone..... (205) 934-0722
 Mailing Address..... Bartow Arena West Tower
 617 13th Street South
 Birmingham, Ala., 35294
 UAB Athletics Website..... UABSports.com
 UAB Athletics Facebook..... /UAB.Athletics
 UAB Athletics Twitter..... @UAB_Athletics
 UAB Athletics Instagram..... UAB_Athletics



Left to Right - Front Row: Philip Makinde, Chandler Stroupe, Rami Dajani, Ryan Sullivan, Evan Scarbrough, David Valverde, Tarnue Tyler, Massimo Ferrin, Brooks Stockley; **Middle Row:** Jonathan Wise, DeAndre Robinson, Chase Rushing, Eder Mora, Erik Henze, Alexandre Ricourt, Chandler Shirley, Chris Reichman, Joseph Buete, Trey Nelson, Stacey Torman; **Back Row:** Head Coach Mike Getman, Assistant Coach Justus Griffin, Aiden O'Hara, Adam Booker, Andrea Pelizza, Mathieu Laurent, Julian Mehl, James Teal, Seth Torman, Donovan Watson, Kevin Wallace, Jake Futrell, Gael Mabiala, Volunteer Assistant Pachinno Roberts, Assistant Coach Joel Wallace

TRACKING OPPONENTS

Opponent	Result	Record
UNC Greensboro	T, 0-0 (2OT)	1-4-1
at Memphis	W, 3-0	1-3-2
at Jacksonville	W, 2-1	0-5-0
Missouri State	T, 0-0 (2OT)	4-2-1
at No. 19 Kentucky	L, 0-1	5-1-1
FIU	L, 2-1	3-0-2
at Old Dominion		
Charlotte		
at Georgia State		
Central Arkansas		
at New Mexico		
Georgia Southern		
FAU		
Lipscomb		
at Marshall		
South Carolina		

WHAT'S HAPPENING THIS WEEK

Friday - September 22

11:30 AM- Depart for ODU

Saturday - September 23

6:00 PM CT - Beat ODU!

Sunday - September 24

4:15 PM - Arrive from ODU

7:00 PM - Practice

Monday - September 25

Off

Tuesday - September 26

2:30 PM - Video

3:00 PM - Practice

Wednesday - September 27

3:00 PM - Practice

Thursday - September 28

3:00 PM - Practice

Most practices are open to the media.



UAB VS. MISSOURI STATE

Team Comparison

UAB	Old Dominion
6	14
1.0	2.0
79	98
.076	.143
29	47
79	98
.367	.480
13.2	14.0
34	35
1-1	0-0
4	8
0.67	1.1
23	20
.793	.704
3	3
6	14
1	0

Scouting Old Dominion

- ODU picks back up on its conference slate on Saturday with a 4-1-2 overall record and 1-0 mark in the league. The Monarchs lead the league in goals with 14 on the season and rank 16th in the nation in scoring offense with 2.3 goals per game. In addition Old Dominion leads the conference in assists and assists per game with 13 and 1.9, respectively.

- Brandon Perdue, the Monarch's leading scorer, ranks second in the league in shots (21) and third in goals (4), points (10) and points per game (1.4).

LAST TIME OUT: UAB | UAB VS. FIU | SEPT. 14

BIRMINGHAM, Ala. – A strong second half effort proved to not be enough as the UAB men's soccer team fell 2-1 to FIU on Thursday night at BBVA Compass Field.

"We gave this game to them in the first half," head coach Mike Getman said. "I give FIU credit, they are the number three team in the NCAA Ranking Power Index (RPI) and in the first half it showed."

FIU (2-1-2, 1-0-0) took a lead in the 13th minute that it would not relinquish. Two-time Conference USA Player of the Week Santiago Patino netted a cross from Luca Giovine on a breakaway for Patino's fifth goal of the season giving the Panthers a 1-0 lead.

Less than a minute later Jorvis Ahlinvi flew a ball past UAB keeper James Teal on a shot from the top of the box scoring FIU's second and final goal.

UAB (2-2-2, 0-2-0) would not back down as forward Adam Brooker netted his first career goal on an assist from Massimo Ferrin to make the score 2-1 with 34 minutes remaining in the contest.

The Blazers' Rami Dajani got two good looks at the equalizer in the final seven minutes of the match but both headers sailed high securing the FIU victory.

"In the second half we were excellent," Getman said. "We had a great goal, had some good chances and did everything we wanted to do. But soccer is a 90-minute game and we have to play well for the full 90-minutes."

FIU outshot the Blazers 13-10 after managing to get off 11 shots in the first half. The Blazers tallied eight shots in the final 45-minutes to FIU's two.

Both keepers, Teal of UAB and Hugo Fauroux of FIU, each gathered two saves on the night.

"When we play our best I think we can handle anybody and we have to learn to do it for the full 90-minutes," Getman said.

UAB takes nine days off before continuing league play on Saturday, Sept. 23, at Old Dominion. The Blazers and Monarchs are set to square off at 6 p.m. CT.

For more information on the UAB men's soccer team follow the Blazers on Twitter and Instagram (@UAB_MSoc).



LAST TIME OUT: ODU | ODU VS. VCU | SEPT. 19

NORFOLK, Va. – The Monarchs (4-1-2) overwhelmed non-conference rival VCU (1-3-0) on Tuesday night at the ODU Soccer Complex.

The only goal of the night came in the 33rd minute for the Monarchs. Shortly after a corner, junior Niko Klosterhalfen sent a bullet to the right side of the net after he was fed a ball from redshirt sophomore Jimmy Filerman.

After 45 minutes, the Monarchs held a 6-3 shot advantage over the Rams.

The Klosterhalfen goal led the Monarchs to a shutout win after two straight draws at home. Klosterhalfen has two goals and two assists on the season.

For the Rams, Ulrik Edvarsen led the team in shots with three and played all 90 minutes in the match.

“We’re moving in the right direction and becoming more mature and reliable as a team,” said Coach Dawson.

This is the second straight shutout for Akar and his third overall for the season.

UP NEXT

The Monarchs return to conference play against UAB on Saturday, Sept. 23, at 7 p.m. at the ODU Soccer Complex.

UAB NOTES

Meeting With The Monarchs

UAB is searching for its first victory over Old Dominion as the two squads have met eight times before with the Monarchs holding the 7-0-1 advantage. The two teams first met in 1985.

First Half Fire

The first half has been kind to the Blazers this season as all five of their goals on the road have come in the first 45 minutes.

Not So Friendly BBVA Compass Field

Despite having an undefeated home record, the Blazers have yet to win on their home field this season. UAB has a 0-1-2 record on its home turf.

Feeling it Ferrin

Midfielder Massimo Ferrin has provided the offensive spark that the Blazers’ have needed this season. He leads the team in goals (2), points (4), penalty kicks (1-for-1) and shots (10).

Teal Is In

James Teal is having a stellar freshman campaign putting up some of the top numbers among keepers in the NCAA. He ranks 24th in shutouts (3), 24th in goals against average (.621) and 20th in save percentage (.846).

Game Winning Goals

Trey Nelson and Philip Makinde have both pitched in game winners for the Blazers to both be tied for 47th in the nation in game winning goals. Nelson’s came at Jacksonville while Makinde’s came at Memphis.

Da’ You Know About Rami?

Redshirt senior Rami Dajani enters his fifth and final season on the verge of history. Dajani has tallied 14 goals in his career and needs seven more to crack into the top-10 career goals in program history.

Debuting Dudes

A team loaded with young talent, seven Blazers have made their UAB debuts this season. James Teal, Gael Mabiala, Alexandria Ricourt, Aidan O’Hara, Donovan Watson, Jospeh Buete and Jake Futrell have all appeared in games this season.

Back for the Blazers

In addition to the eight new arrivals, the Blazers returns 21 players from a year ago. Among those are six starters: Massimo Ferrin, Tarnue Tyler, Philip Makinde, David Valverde, Mathieu Laurent and Evan Scarbrough.

New Familiar Face

Head Coach Mike Getman announced the addition of 2014 UAB Alum Pachinno Roberts as a volunteer assistant coach. Roberts will also serve as the director of operations.



UAB THIS SEASON:

**MIKE GETMAN**

31st Season-Overall
26th Season-UAB

THE GETMAN FILE

PERSONAL

Wife..... Rena
KidsNathan, Eli and Ethan
Education Indiana, Bachelor's 1982
..... Indiana, Master's 1987

COACHING EXPERIENCE

COACHING EXPERIENCE

1984-86	Indiana (Assistant)
1987-91	Harvard (Head Coach)
1992-Present	UAB (Head Coach)

YEAR-BY-YEAR RECORDS

1987	Harvard	14-1-3
1988	Harvard	8-3-4
1989	Harvard	7-8-0
1990	Harvard	6-7-1
1991	Harvard	7-7-1
1992	UAB	4-15-
1993	UAB	11-7-2
1994	UAB	15-4-1
1995	UAB	15-4-1
1996	UAB	13-6-1
1997	UAB	10-8-1
1998	UAB	12-6-0
1999	UAB	17-6-0
2000	UAB	14-5-2
2001	UAB	15-6-0
2002	UAB	9-7-3
2003	UAB	10-5-5
2004	UAB	12-7-0
2005	UAB	10-7-1
2006	UAB	10-6-4
2007	UAB	7-11-1
2008	UAB	6-10-3
2009	UAB	12-4-2
2010	UAB	10-7-1
2011	UAB	13-5-3
2012	UAB	10-8-2
2013	UAB	12-5-1
2014	UAB	11-7-2
2015	UAB	5-11-0
2016	UAB	7-10-4
2017	UAB	2-2-2
Total		313-204-51

Winningest Active D-1 Coach Wins

No.	Coach, Team	Wins
1	Mike Berson, South Carolina	494
2	Schellas Hyndman, Grand Canyon	480
3	Bob Warming, Penn State	456
15	Mike Getman, UAB	311

Winningnest Active D-1 Coaches Pct.

No.	Coach, Team	Wins
1	Carlos Somoano, North Carolina	.758
T2	Ray Reid, UCONN	.752
T2	Schellas Hyndman, Grand Canyon	.752
T42	Mike Getman, UAB	.597

Winningest D-1 Coaches All-Time (Wins)

No.	Coach, Team	Wins
1	Jerry Yeagley, Indiana	544
2	Stephen Negoesco, San Francisco	540
3	Jack Mackenzie, Quincy	516
37	Mike Getman, UAB	311

* Entering 2017 season

Overall	2-2-2	One-Goal Games	1-2-0
Conference	0-2-0	Two-Goal Games	--
Non-Conference	2-0-2	Three-Plus Goal Games	1-0-0
Home	0-1-2		
Away	2-1-0	Regulation	2-2-0
Home Conference	0-1-0	Overtime	0-0-2
Away Conference	0-1-0		
vs. Ranked Teams	0-1-0	Scored Zero Goals	0-1-2
		Scored One Goal	0-1-0
Day	--	Scored Two Goals	1-0-0
Night	2-2-2	Scored Three Goals	1-0-0
		Scored Four Goals	--
Sunday	1-0-0	Scored Five Plus Goals	--
Monday	0-0-1		
Tuesday	--	Allowed Zero Goals	1-0-2
Wednesday	--	Allowed One Goal	1-1-0
Thursday	--	Allowed Two Goals	0-1-0
Friday	1-1-1	Allowed Three Goals	--
Saturday	--	Allowed Four Goals	--
		Allowed Five Plus Goals	--
August	1-0-1		
September	1-1-1	Scored First	2-0-0
October	--	Opponent Scored First	0-2-0
November	--		
December	--	Led at Halftime	2-0-0
		Trailed at Halftime	0-1-0
		Tied at Halftime	0-1-2

WHERE THE BLAZERS RANK IN THE NCAA AS A TEAM

Category	Rank	Actual
Corner Kicks Per Game	61	5.7
Scoring Offense	143	1.0
Total Goals	145	6
Team Goals Against Average	25	0.62
Shutout Percentage	26	0.5
W-L-T Percentage	91	0.5
Assists Per Game	171	0.5
Saves Per Games	96	3.7
Points Per Game	163	2.5
Save Percent	19	.846
Red Cards	19	1.0
Yellow Cards	173	6.0
Fouls Per Game	14	9.2
Total Assists	163	3.0
Total Points	159	15
Shots Per Game	61	13.2
Shots on Goal Per Game	105	4.8

WHERE INDIVIDUAL BLAZERS RANK IN THE NCAA

Category	Player	Rank	Actual
Shutouts	James Teal	24	3.0
Goals Ag. Avg.	James Teal	24	0.621
Save Pct.	James Teal	20	0.846
Saves PG	James Teal	88	3.7
Yellow Cards	Tarnue Tyler	467	1.0
	Alex Ricourt	467	1.0
	Gael Mabiala	467	1.0
	Ryan Sullivan	467	1.0
	Kevin Wallace	467	1.0
	Rami Dajani	467	1.0
Total Saves	James Teal	75	22
Shots OG PG	Massimo Ferrin	142	1.2
Goalie Min.	James Teal	78	580:00

LAST TIME THEY SCORED

Player (Career Goal)	Opponent	Date
Adam Brooker (1)	FIU	Sept. 14, 2017
Trey Nelson (1)	Jacksonville	Sept. 1, 2017
Massimo Ferrin (5)	Jacksonville	Sept. 1, 2017
Philip Makinde (2)	Memphis	Aug. 27, 2017
David Valverde (1)	Memphis	Aug. 27, 2017
Ryan Sullivan (1)	Gardner Webb	Sept. 13, 2015
Rami Dajani (14)	Marshall	Sept. 17, 2016
Chase Rushing (1)	Marshall	Sept. 17, 2016
DeAndre Robinson (3)	Howard	Sept. 27, 2016
Tarnue Tyler (2)	Santa Clara	Oct. 4, 2016



WHAT'S KICKING IN CONFERENCE USA

2017 C-USA STANDINGS

Team	Conference USA				Overall				
	W-L-T	Pct.	GF	GA	W-L-T	Pct.	Home	Away	Neutral
FIU	1-0-0	1.00	2	1	3-0-2	.800	1-0	2-0	0-0
Kentucky	2-0-0	1.00	2	0	5-1-1	.786	2-1	3-0	0-0
Old Dominion	1-0-0	1.00	3	0	4-1-2	.714	3-1	1-0	0-0
Charlotte	1-0-0	1.00	1	0	3-1-1	.700	3-0	0-1	0-0
Marshall	1-1-0	.500	2	2	5-2-0	.714	3-1	2-1	0-0
Florida Atlantic	1-1-0	.500	2	4	1-4-0	.200	0-3	1-1	0-0
New Mexico	0-1-0	.000	0	1	4-3-0	.571	3-1	1-2	0-0
South Carolina	0-2-0	.000	2	4	4-3-0	.571	4-1	0-2	0-0
UAB	0-2-0	.000	1	3	2-2-2	.500	0-1	2-1	0-0

TEAM RANKINGS

Category	Rank	Actual
Shots	5	79
Points	8	15
Goals	T7	6
Goals Per Game	8	1.0
Assists	T8	3
Assists Per Game	9	0.5
Goals Allowed	T1	4
Goals Against Avg.	2	0.62
Saves	4	22
Shutouts	T2	3
Fouls	9	55
Corners	6	34
Offsides	9	3
Yellow Cards	7	6

INDIV. RANKINGS

Category	Player	Rank	Actual
Shots	Ferrin	T10	13
Shots PG	O'Hara	9	2.2
Goals	Ferrin	T10	2
Assists	Dajani	T8	1
	Brooker	T8	1
GW Goals	Makinde	T5	1
	Nelson	T5	1
Goals Ag. Avg.	Teal	2	0.62
Save Pct.	Teal	2	.846
Saves	Teal	4	22
Saves PG	Teal	2	3.7
Shutouts	Teal	2	3
SO PG	Teal	T2	0.5

WEEKLY AWARDS

Offensive Player of the Week	Defensive Player of the Week
8/28 - Santiago Patino (FIU)	8/28 - Hugo Fauroux (FIU)
9/4 - Santiago Patino (FIU)	9/4 - Enrique Facusse (UK)
9/11 - Mikkel Pedersen (UK)	9/11 - Enrique Facusse (UK)
9/18 - Lewis Knight (MAR)	9/18 - Mertcan Akar (ODU)

GAME-BY-GAME STARTERS

Opponent	GK	D	D	D	D	M	M	M	M	F	F
Clemson (Exh.)	Mehl	Mabiala	Ricourt	Laurent	Stroupe	Mora	Valverde	Tyler	Rushing	Makinde	Dajani
West Alabama (Exh.)	Teal	Mabiala	Ricourt	Laurent	Stroupe	Mora	Valverde	Tyler	Ferrin	O'Hara	Dajani
UNC Greensboro	Teal	Mabiala	Ricourt	Laurent	Stroupe	Mora	Valverde	Ferrin	Rushing	O'Hara	Brooker
at Memphis	Teal	Mabiala	Ricourt	Laurent	Stroupe	Mora	Valverde	Ferrin	Pelizza	Makinde	Brooker
at Jacksonville	Teal	Mabiala	Ricourt	Laurent	Stroupe	Mora	Valverde	Tyler	Ferrin	O'Hara	Brooker
Missouri State	Teal	Mabiala	Ricourt	Laurent	Stroupe	Mora	Valverde	Tyler	Ferrin	O'Hara	Dajani
at Kentucky	Teal	Mabiala	Ricourt	Laurent	Stroupe	Mora	Valverde	O'Hara	Ferrin	Brooker	Dajani
FIU	Teal	Mabiala	Ricourt	Laurent	Stroupe	Mora	Valverde	Tyler	Ferrin	Brooker	Dajani
at ODU											
Charlotte											
Central Arkansas											
at New Mexico											
Georgia Southern											
FAU											
Lipcomb											
at Marshall											
South Carolina											



A BLAZER:

Scored Two Goals	Henrique Sposito vs. No. 15 Kentucky (Oct. 8, 2016)
Scored Three Goals	Kofi Gyawu vs. FIU (Oct. 10, 2009)
Scored Five Goals	Dan Gaitan vs. Birmingham Southern (Nov. 13, 1980)
Scored Seven Goals	Dan Gaitan vs. Valdosta State (Oct. 20, 1980)*
Recorded Two Assists	Berry Sonnenschein vs. Gardner-Webb (Sept. 13, 2015)
Recorded Four Assists	Diego Navarrete vs. Florida Atlantic (Oct. 6, 2013)*
Registered Four Points	Karl Chester vs. Florida Atlantic (Oct. 24, 2015)
Registered Eight Points	Diego Navarrete vs. Florida Atlantic (Oct. 6, 2013)
Registered 10 Points	Dan Gaitan vs. Mercer (Sept. 27, 1980)
Registered 12 Points	Dan Gaitan vs. Birmingham Southern (Nov. 13, 1980)
Registered 14 Points	Dan Gaitan vs. Valdosta State (Oct. 20, 1980)*
Made 10 Saves	Joe Kuzminsky at Coastal Carolina (Sept. 5, 2016)
Made 11 Saves	Carl Woszczyński vs. UCF (Nov. 11, 2011)
Made 13 Saves	Carl Woszczyński vs. UIC (Sept. 4, 2011)
Made 15 Saves	Jeremy Drake at UCF (Oct. 7, 2016)
Made 18 Saves	Harvey Torman at Alabama A&M (Oct. 24, 1984)
Collected a Shutout	James Teal vs. Missouri State (Sept. 4, 2017)
Collected Consecutive Shutouts	James Teal (Aug. 25-27, 2017)
Collected Three Consecutive Shutouts	Carl Woszczyński (Oct. 12-19, 2011)
Collected Four Consecutive Shutouts	Clint Baumstark (Aug. 31 - Sept. 21, 2001)*

THE BLAZERS:

Scored six goals in a match	vs. Marshall (Oct. 18, 2014)
Scored seven goals in a match	vs. Marshall (Oct. 18, 2014)
Scored 10 goal in a match	vs. Belmont (Nov. 5, 1999)
Scored 12 goals in a match	vs. Birmingham Southern (Nov. 3, 1980)
Scored 14 goals in a match	vs. Valdosta State (Oct. 20, 1980)
Scored 16 goals in a match	vs. AUM (1980)*
Allowed four goals in a match	vs. No. 5 Notre Dame (Sept. 6, 2015)
Allowed five goals in a match	at No. 9 Charlotte (Oct. 22, 2016)
Allowed six goals in a match	vs. NC State (Sept. 10, 1995)
Allowed seven goals in a match	at Marquette (Oct. 10, 1991)
Allowed 10 goals in a match	vs. USF (Oct. 21, 1989)
Allowed 15 goals in a match	at South Alabama (Oct. 15, 1989)*
Shutout an opponent	vs. Missouri State (Sept. 4, 2017)
Shutout consecutive opponents	Sept. 17-24, 2016
Shutout three consecutive opponents	Oct. 24 - Nov. 1, 2009
Shutout four consecutive opponents	Aug. 31 - Sept. 21, 2001*
Was shutout	vs. UNC Greensboro (Aug. 25, 2017)
Was shutout in consecutive matches	Sept. 5-9, 2016
Was shutout in three straight matches	Nov. 14, 2002 - Aug. 31, 2003
Was shutout in four straight matches	Oct. 11-26, 2016
Won five straight matches	Sept. 21 - Oct. 6, 2013
Won 13 consecutive matches	Oct. 3 - Nov. 27, 1999*
Lost three consecutive matches	Oct. 28 - Nov. 7, 2015
Lost five consecutive matches	Oct. 11 - Nov. 9, 2016
Lost 13 consecutive matches	Sept. 20 - Oct. 24, 1992*
Unbeaten in five consecutive matches	Sept. 21 - Oct. 6, 2013
Unbeaten in 13 consecutive matches	Oct. 3 - Nov. 27, 1999*
Defeated a nationally ranked opponent	vs. No. 15 Kentucky (Oct. 8, 2016)
Defeated a nationally ranked opponent at home	vs. No. 15 Kentucky (Oct. 8, 2016)
Defeated a nationally ranked opponent on the road	at No. 18 Coastal Carolina (Sept. 20, 2014)
Defeated a nationally ranked opponent at a neutral site	vs. No. 22 UCF (Nov. 11, 2011)



The Automated ScoreBook
UAB Combined Team Statistics (as of Sep 14, 2017)
All games

RECORD:	OVERALL	HOME	AWAY	NEUTRAL
ALL GAMES	2-2-2	0-1-2	2-1	0-0
CONFERENCE	0-2	0-1	0-1	0-0
NON-CONFERENCE	2-0-2	0-0-2	2-0	0-0

Date	Opponent		Score	Att.	#	Player	gp	g	a	pts	sh	sh%	sog	sog%	gw	pk-att
Aug 25	UNC GREENSBORO	To2	0-0	1159	6	FERRIN, Massimo	6	2	1	5	13	.154	7	.538	0	1-1
Aug 27	at Memphis	W	3-0	332	19	BROOKER, Adam	6	1	1	3	7	.143	3	.429	0	0-0
Sep 01	at Jacksonville	W	2-1	252	14	VALVERDE, David	6	1	0	2	4	.250	2	.500	0	0-0
Sep 04	MISSOURI STATE	To2	0-0	897	8	MAKINDE, Philip	6	1	0	2	4	.250	1	.250	1	0-0
* Sep 08	at #19 Kentucky	L	0-1	1921	3	NELSON, Trey	6	1	0	2	4	.250	1	.250	1	0-0
* Sep 14	FIU	L	1-2	659	9	DAJANI, Rami	4	0	1	1	8	.000	2	.250	0	0-0
TEAM STATISTICS			UAB	OPP	12	O'HARA, Aidan	5	0	0	0	10	.000	3	.300	0	0-0
SHOT STATISTICS					2	MABIALA, Gael	6	0	0	0	7	.000	4	.571	0	0-0
Goals-Shot attempts	6-79		4-71		20	TYLER, Tarnue	5	0	0	0	5	.000	1	.200	0	0-0
Goals scored per game	1.00		0.67		11	MORA, Eder	6	0	0	0	5	.000	1	.200	0	0-0
Shot pct.	.076		.056		7	SULLIVAN, Ryan	6	0	0	0	5	.000	1	.200	0	0-0
Shots on goal-Attempts	29-79		26-71		21	STROUPE, Chandler	6	0	0	0	2	.000	0	.000	0	0-0
SOG pct.	.367		.366		15	LAURENT, Mathieu	5	0	0	0	2	.000	0	.000	0	0-0
Shots/Game	13.2		11.8		5	RICOURT, Alexandria	6	0	0	0	2	.000	2	1.000	0	0-0
CORNER KICKS	34		47		30	FUTRELL, Jake	1	0	0	0	1	.000	1	1.000	0	0-0
PENALTY KICKS	1-1		0-0		24	BUETE, Joseph	3	0	0	0	0	.000	0	.000	0	0-0
PENALTIES					23	WALLACE, Kevin	2	0	0	0	0	.000	0	.000	0	0-0
Yellow cards	6		5		22	RUSHING, Chase	6	0	0	0	0	.000	0	.000	0	0-0
Red cards	1		0		18	REICHMAN, Chris	6	0	0	0	0	.000	0	.000	0	0-0
ATTENDANCE					16	WATSON, Donovan	3	0	0	0	0	.000	0	.000	0	0-0
Total	2715		2505		13	HENZE, Erik	1	0	0	0	0	.000	0	.000	0	0-0
Dates/Avg Per Date	3/905		3/835		4	PELIZZA, Andrea	4	0	0	0	0	.000	0	.000	0	0-0
Neutral Site #/Avg	0/0				Total	6	6	3	15	79	.076	29	.367	2	1-1	
					Opponents	6	4	3	11	71	.056	26	.366	2	0-0	

#	Goalie	GP	Min.	GA	GA/Avg	Saves	Pct	W-L-T	Sho
1	TEAL, James	6	580:00	4	0.62	22	.846	2-2-2	3/0
	Total	6	580:00	4	0.62	22	.846	2-2-2	3
	Opponents	6	580:00	6	0.93	23	.793	2-2-2	3

Goals by Period	1st	2nd	OT	OT2	Total
UAB	5	1	0	0	6
Opponents	2	2	0	0	4

Shots by Period	1st	2nd	OT	OT2	Total
UAB	34	40	4	1	79
Opponents	34	31	3	3	71

Saves by Period	1st	2nd	OT	OT2	Total
UAB	8	11	1	2	22
Opponents	7	16	0	0	23

Corners by Period	1st	2nd	OT	OT2	Total
UAB	16	15	1	2	34
Opponents	16	28	3	0	47

Fouls by Period	1st	2nd	OT	OT2	Total
UAB	27	26	0	2	55
Opponents	24	28	1	4	57





THE MEHL FILE

Minutes Played

Career 14:24 vs. Howard (9/27/16)

Season --

Goals Allowed

Career 1, 2x, last at Charlotte (10/22/16)

Season --

Saves

Career --

Season --

00 JULIAN MEHL

GK | 6-1 | 170 | Sophomore

2017 GAME-BY-GAME

Opponent	Score	GP	GS	Min.	GA	GA Avg.	Saves	Save%	W	L	T
UNCG	- DNP -										
at Memphis	- DNP -										
at Jacksonville	- DNP -										
Missouri State	- DNP -										
at Kentucky	- DNP -										
FIU	- DNP -										
at ODU											
at GA State											
Central Ark.											
at New Mexico											
GA Southern											
FAU											
Lipscomb											
at Marshall											
South Carolina											

CAREER LINE

Opponent	GP	GS	Min.	GA	GA Avg.	Saves	Save%	W	L	T
2016	2	0	28:38	2	6.29	0	.000	0	0	-
2017	--									
Total	2	0	28:38	2	6.29	0	.000	0	0	-



THE TORMAN FILE

Minutes Played

Career --

Season --

Goals Allowed

Career --

Season --

Saves

Career --

Season --

0 SETH TORMAN

GK | 6-3 | 160 | Freshman

2017 GAME-BY-GAME

Opponent	Score	GP	GS	Min.	GA	GA Avg.	Saves	Save%	W	L	T
UNCG	- DNP -										
at Memphis	- DNP -										
at Jacksonville	- DNP -										
Missouri State	- DNP -										
at Kentucky	- DNP -										
FIU	- DNP -										
at ODU											
at GA State											
Central Ark.											
at New Mexico											
GA Southern											
FAU											
Lipscomb											
at Marshall											
South Carolina											

CAREER LINE

Opponent	GP	GS	Min.	GA	GA Avg.	Saves	Save%	W	L	T
2017	--									
Total	--									





THE TEAL FILE

Minutes Played

Career 110:00, 2x, last vs. Missouri State (9/4/17)

Season 110:00, 2x, last vs. Missouri State (9/4/17)

Goals Allowed

Career 2 vs. FIU (9/14/17)

Season 2 vs. FIU (9/14/17)

Saves

Career 5, 2x, last vs. Missouri State (9/4/17)

Season 5, 2x, last vs. Missouri State (9/4/17)

1 JAMES TEAL

GK | 6-5 | 210 | RS-Freshman

2017 GAME-BY-GAME

Opponent	Score	GP	GS	Min.	GA	GA Avg.	Saves	Save%	W	L	T
UNCG	T, 0-0	*	*	110:00	0	0.0	5	1.0	-	-	1
at Memphis	W, 3-0	*	*	90:00	0	0.0	3	1.0	1	-	-
at Jacksonville	W, 2-1	*	*	90:00	1	.250	4	.750	1	-	-
Missouri State	T, 0-0	*	*	110:00	0	.220	5	1.0	-	-	1
at Kentucky	L, 0-1	*	*	90:00	1	.370	3	.750	-	1	-
FIU	L, 1-2	*	*	90:00	2	.620	2	.500	-	1	-
at ODU											
at GA State											
Central Ark.											
at New Mexico											
GA Southern											
FAU											
Lipscomb											
at Marshall											
South Carolina											

CAREER LINE

Opponent	GP	GS	Min.	GA	GA Avg.	Saves	Save%	W	L	T
2017	6	6	580:00	4	.620	22	.846	2	2	2
Total	6	6	580:00	4	.620	22	.846	2	2	2



THE MABIALA FILE

Goals

Career --

Season --

Assists

Career --

Season --

Points

Career --

Season --

2 GAEL MABIALA

D | 6-1 | 175 | Junior

2017 GAME-BY-GAME

Opponent	Score	GP	GS	G	A	Pts.	Sh.	Sh.%	SOG	SOG%	GW	Pk-Att.
UNCG	T, 0-0	*	*	0	0	0	2	.000	1	.500	0	0-0
at Memphis	W, 3-0	*	*	0	0	0	0	.000	0	.000	0	0-0
at Jacksonville	W, 2-1	*	*	0	0	0	0	.000	0	.000	0	0-0
Missouri State	T, 0-0	*	*	0	0	0	3	.000	1	.333	0	0-0
at Kentucky	L, 0-1	*	*	0	0	0	1	.000	1	1.00	0	0-0
FIU	L, 1-2	*	*	0	0	0	1	.000	1	1.00	0	0-0
at ODU												
at GA State												
Central Ark.												
at New Mexico												
GA Southern												
FAU												
Lipscomb												
at Marshall												
South Carolina												

CAREER LINE

Season	GP	GS	G	A	PTS	SH	SH%	SOG	SOG%	GW	PK-ATT
2017	6	6	0	0	0	7	.000	4	.571	0	0-0
Total	6	6	0	0	0	7	.000	4	.571	0	0-0





3 TREY NELSON

F | 6-1 | 160 | Sophomore

2017 GAME-BY-GAME

Opponent	Score	GP	GS	G	A	Pts.	Sh.	Sh.%	SOG	SOG%	GW	Pk-Att.
UNCG	T, 0-0	*		0	0	0	2	.000	0	.000	0	0-0
at Memphis	W, 3-0	*		0	0	0	0	.000	0	.000	0	0-0
at Jacksonville	W, 2-1	*		1	0	2	2	.500	1	1.00	0	0-0
Missouri State	T, 0-0	*		0	0	0	0	.000	0	.000	0	0-0
at Kentucky	L, 0-1	*		0	0	0	0	.000	0	.000	0	0-0
FIU	L, 1-2	*		0	0	0	0	.000	0	.000	0	0-0
at ODU												
at GA State												
Central Ark.												
at New Mexico												
GA Southern												
FAU												
Lipscomb												
at Marshall												
South Carolina												

THE NELSON FILE

Goals

Career 1 at Jacksonville (9/1/17)
Season 1 at Jacksonville (9/1/17)

Assists

Career --
Season --

Points

Career 2 at Jacksonville (9/1/17)
Season 2 at Jacksonville (9/1/17)

CAREER LINE

Season	GP	GS	G	A	PTS	SH	SH%	SOG	SOG%	GW	PK-ATT
2016	12	0	0	0	0	2	.000	1	.500	0	0-0
2017	6	0	0	0	0	4	.250	1	1.00	0	0-0
Total	17	0	0	0	0	6	.250	2	.750	0	0-0



4 ANDREA PELIZZA

D | 6-3 | 175 | Sophomore

2017 GAME-BY-GAME

Opponent	Score	GP	GS	G	A	Pts.	Sh.	Sh.%	SOG	SOG%	GW	Pk-Att.
UNCG	T, 0-0	*		0	0	0	0	.000	0	.000	0	0-0
at Memphis	W, 3-0	*	*	0	0	0	0	.000	0	.000	0	0-0
at Jacksonville	W, 2-1	*		0	0	0	0	.000	0	.000	0	0-0
Missouri State	T, 0-0	*		0	0	0	0	.000	0	.000	0	0-0
at Kentucky	- DNP -											
FIU	- DNP -											
at ODU												
at GA State												
Central Ark.												
at New Mexico												
GA Southern												
FAU												
Lipscomb												
at Marshall												
South Carolina												

THE PELIIZA FILE

Goals

Career --
Season --

Assists

Career --
Season --

Points

Career --
Season --

CAREER LINE

Season	GP	GS	G	A	PTS	SH	SH%	SOG	SOG%	GW	PK-ATT
2016	14	0	0	0	0	4	.000	1	.250	0	0-0
2017	4	1	0	0	0	0	.000	0	.000	0	0-0
Total	18	1	0	0	0	4	.000	1	.250	0	0-0





THE RICOURT FILE

Goals

Career --
Season --

Assists

Career --
Season --

Points

Career --
Season --

5

ALEXANDRE RICOURT

D | 6-1 | 160 | Freshman

2017 GAME-BY-GAME

Opponent	Score	GP	GS	G	A	Pts.	Sh.	Sh.%	SOG	SOG%	GW	Pk-Att.
UNCG	T, 0-0	*	*	0	0	0	0	.000	0	.000	0	0-0
at Memphis	W, 3-0	*	*	0	0	0	0	.000	0	.000	0	0-0
at Jacksonville	W, 2-1	*	*	0	0	0	1	.000	1	1.00	0	0-0
Missouri State	T, 0-0	*	*	0	0	0	0	.000	0	.000	0	0-0
at Kentucky	L, 0-1	*	*	0	0	0	1	.000	1	1.00	0	0-0
FIU	L, 1-2	*	*	0	0	0	0	.000	0	.000	0	0-0
at ODU												
at GA State												
Central Ark.												
at New Mexico												
GA Southern												
FAU												
Lipscomb												
at Marshall												
South Carolina												

CAREER LINE

Season	GP	GS	G	A	PTS	SH	SH%	SOG	SOG%	GW	PK-ATT
2017	6	6	0	0	0	1	.000	1	1.00	0	0-0
Total	6	6	0	0	0	1	.000	1	1.00	0	0-0



THE FERRIN FILE

Goals

Career 2 at UNCG (9/3/16)
Season1, 2X, last at Jacksonville (9/1/17)

Assists

Career 1, 2x, last vs. FIU (9/14/17)
Season 1 vs. FIU (9/14/17)

Points

Career 4 at UNCG (9/3/16)
Season2, 2X, last at Jacksonville (9/1/17)

6

MASSIMO FERRIN

F/M | 5-11 | 160 | Sophomore


2017 GAME-BY-GAME

Opponent	Score	GP	GS	G	A	Pts.	Sh.	Sh.%	SOG	SOG%	GW	Pk-Att.
UNCG	T, 0-0	*	*	0	0	0	0	.000	0	.000	0	0-0
at Memphis	W, 3-0	*	*	1	0	2	3	.333	3	1.00	0	0-0
at Jacksonville	W, 2-1	*	*	1	0	2	2	.500	1	1.00	1	0-0
Missouri State	T, 0-0	*	*	0	0	0	2	.000	1	.500	0	0-0
at Kentucky	L, 0-1	*	*	0	0	0	3	.000	1	.333	0	0-0
FIU	L, 1-2	*	*	0	1	1	3	.000	1	.333	0	0-0
at ODU												
at GA State												
Central Ark.												
at New Mexico												
GA Southern												
FAU												
Lipscomb												
at Marshall												
South Carolina												

CAREER LINE

Season	GP	GS	G	A	PTS	SH	SH%	SOG	SOG%	GW	PK-ATT
2016	18	18	3	1	7	41	.073	17	.415	1	1-1
2017	6	6	2	1	5	13	.154	7	.538	0	1-1
Total	24	24	5	2	12	54	.114	24	.477	1	2-2





7 RYAN SULLIVAN

M | 6-1 | 175 | RS-Senior

2017 GAME-BY-GAME

Opponent	Score	GP	GS	G	A	Pts.	Sh.	Sh.%	SOG	SOG%	GW	Pk-Att.
UNCG	T, 0-0	*		0	0	0	0	.000	0	.000	0	0-0
at Memphis	W, 3-0	*		0	0	0	0	.000	0	.000	0	0-0
at Jacksonville	W, 2-1	*		0	0	0	0	.000	0	.000	0	0-0
Missouri State	T, 0-0	*		0	0	0	2	.000	1	.500	0	0-0
at Kentucky	L, 0-1	*		0	0	0	3	.000	0	.000	0	0-0
FIU	L, 1-2	*		0	0	0	0	.000	0	.000	0	0-0
at ODU												
at GA State												
Central Ark.												
at New Mexico												
GA Southern												
FAU												
Lipscomb												
at Marshall												
South Carolina												

THE SULLIVAN FILE

Goals

Career 1 vs. Gardner Webb (9/13/15)

Season --

Assists

Career 1 vs. Howard (9/27/16)

Season --

Points

Career 2 vs. Gardner Webb (9/13/15)

Season --

CAREER LINE

Season	GP	GS	G	A	PTS	SH	SH%	SOG	SOG%	GW	PK-ATT
2013 (Clemson)	Redshirted										
2014	Sat out due to NCAA Transfer rules										
2015	15	0	1	0	2	3	.333	2	.667	1	0-0
2016	15	3	0	1	1	4	.000	2	.500	0	0-0
2017	6	0	0	0	0	5	.000	1	.200	0	0-0
Total	36	3	1	1	3	5	.333	5	.456	1	0-0



8 PHILIP MAKINDE

F | 5-10 | 155 | RS-Sophomore

2017 GAME-BY-GAME

Opponent	Score	GP	GS	G	A	Pts.	Sh.	Sh.%	SOG	SOG%	GW	Pk-Att.
UNCG	T, 0-0	*		0	0	0	1	.000	0	.000	0	0-0
at Memphis	W, 3-0	*	*	1	0	2	3	.250	1	.250	1	0-0
at Jacksonville	W, 2-1	*		0	0	0	0	.000	0	.000	0	0-0
Missouri State	T, 0-0	*		0	0	0	0	.000	0	.000	0	0-0
at Kentucky	L, 0-1	*		0	0	0	0	.000	0	.000	0	0-0
FIU	L, 1-2	*		0	0	0	0	.000	0	.000	0	0-0
at ODU												
at GA State												
Central Ark.												
at New Mexico												
GA Southern												
FAU												
Lipscomb												
at Marshall												
South Carolina												

THE MAKINDE FILE

Goals

Career 1, 2x, last at Memphis (8/27/17)

Season 1 at Memphis (8/27/17)

Assists

Career 1, 2x, last vs. Kentucky (10/8/16)

Season --

Points

Career 2, 2x, last at Memphis (8/27/17)

Season 2 at Memphis (8/27/17)

CAREER LINE

Season	GP	GS	G	A	PTS	SH	SH%	SOG	SOG%	GW	PK-ATT
2016	17	9	1	2	4	16	.062	8	.500	0	0-0
2017	6	1	1	0	2	3	.250	1	.250	1	0-0
Total	23	10	2	2	6	19	.156	9	.375	1	0-0





9 RAMI DAJANI

F | 5-11 | 155 | RS-Senior

2017 GAME-BY-GAME

Opponent	Score	GP	GS	G	A	Pts.	Sh.	Sh.%	SOG	SOG%	GW	Pk-Att.
UNCG	- DNP -											
at Memphis	- DNP -											
at Jacksonville	W, 2-1	*		0	1	1	0	.000	0	.000	0	0-0
Missouri State	T, 0-0	*	*	0	0	0	3	.000	1	.333	0	0-0
at Kentucky	L, 0-1	*	*	0	0	0	2	.000	1	.500	0	0-0
FIU	L, 1-2	*	*	0	0	0	0	.000	0	.000	0	0-0
at ODU												
at GA State												
Central Ark.												
at New Mexico												
GA Southern												
FAU												
Lipscomb												
at Marshall												
South Carolina												

THE DAJANI FILE

Goals

Career 2 vs. UIC (9/11/15)
Season --

Assists

Career 1, 4x, last vs. FIU
Season --

Points

Career 3 at Memphis (10/2/13)
Season --

CAREER LINE

Season	GP	GS	G	A	PTS	SH	SH%	SOG	SOG%	GW	PK-ATT
2013	18	0	4	2	10	15	.260	8	.530	1	0-0
2014	19	1	5	1	11	20	.250	14	.700	3	0-0
2015	16	4	3	1	7	8	.374	4	.500	0	0-0
2016	4	4	2	0	4	3	.667	2	.667	1	1-1
2017	4	3	0	1	1	5	.000	1	.400	0	0-0
Total	61	12	14	5	33	51	.388	29	.559	5	1-1



11 EDER MORA

M | 6-0 | 175 | RS-Sophomore

2017 GAME-BY-GAME

Opponent	Score	GP	GS	G	A	Pts.	Sh.	Sh.%	SOG	SOG%	GW	Pk-Att.
UNCG	T, 0-0	*	*	0	0	0	0	.000	0	.000	0	0-0
at Memphis	W, 3-0	*	*	0	0	0	0	.000	0	.000	0	0-0
at Jacksonville	W, 2-1	*	*	0	0	0	3	.000	1	.333	0	0-0
Missouri State	T, 0-0	*	*	0	0	0	2	.000	0	.000	0	0-0
at Kentucky	L, 0-1	*	*	0	0	0	0	.000	0	.000	0	0-0
FIU	L, 1-2	*	*	0	0	0	0	.000	0	.000	0	0-0
at ODU												
at GA State												
Central Ark.												
at New Mexico												
GA Southern												
FAU												
Lipscomb												
at Marshall												
South Carolina												

THE MORA FILE

Goals

Career --
Season --

Assists

Career --
Season --

Points

Career --
Season --

CAREER LINE

Season	GP	GS	G	A	PTS	SH	SH%	SOG	SOG%	GW	PK-ATT
2016	15	9	0	0	0	4	.000	2	.500	0	0-0
2017	6	6	0	0	0	5	.000	1	.200	0	0-0
Total	20	15	0	0	0	9	.000	3	.350	0	0-0





12 AIDAN O'HARA

F | 6-2 | 170 | Freshman

2017 GAME-BY-GAME

Opponent	Score	GP	GS	G	A	Pts.	Sh.	Sh.%	SOG	SOG%	GW	Pk-Att.
UNCG	T, 0-0	*	*	0	0	0	5	.000	2	.400	0	0-0
at Memphis	- DNP -											
at Jacksonville	W, 2-1	*	*	0	0	0	1	.000	1	1.00	0	0-0
Missouri State	T, 0-0	*	*	0	0	0	2	.000	0	.000	0	0-0
at Kentucky	L, 0-1	*	*	0	0	0	1	.000	0	.000	0	0-0
FIU	L, 1-2	*		0	0	0	1	.000	0	.000	0	0-0
at ODU												
at GA State												
Central Ark.												
at New Mexico												
GA Southern												
FAU												
Lipscomb												
at Marshall												
South Carolina												

THE O'HARA FILE

Goals

Career --
Season --

Assists

Career --
Season --

Points

Career --
Season --

CAREER LINE

Season	GP	GS	G	A	PTS	SH	SH%	SOG	SOG%	GW	PK-ATT
2017	5	4	0	0	0	10	.000	3	.333	0	0-0
Total	5	4	0	0	0	10	.000	3	.333	0	0-0



13 ERIK HENZE

D | 6-1 | 165 | RS-Sophomore

2017 GAME-BY-GAME

Opponent	Score	GP	GS	G	A	Pts.	Sh.	Sh.%	SOG	SOG%	GW	Pk-Att.
UNCG	- DNP -											
at Memphis	W, 3-0	*		0	0	0	0	.000	0	.000	0	0-0
at Jacksonville	- DNP -											
Missouri State	- DNP -											
at Kentucky	- DNP -											
FIU	- DNP -											
at ODU												
at GA State												
Central Ark.												
at New Mexico												
GA Southern												
FAU												
Lipscomb												
at Marshall												
South Carolina												

THE HENZE FILE

Goals

Career --
Season --

Assists

Career --
Season --

Points

Career --
Season --

CAREER LINE

Season	GP	GS	G	A	PTS	SH	SH%	SOG	SOG%	GW	PK-ATT
2015	Redshirted										
2016	1	0	0	0	0	0	.000	0	.000	0	0-0
2017	1	0	0	0	0	0	.000	0	.000	0	0-0
Total	1	0	0	0	0	0	.000	0	.000	0	0-0





THE VALVERDE FILE

Goals

Career 1 at Memphis (8/27/17)
Season 1 at Memphis (8/27/17)

Assists

Career 1 vs. Xavier (9/28/16)
Season --

Points

Career 2 at Memphis (8/27/17)
Season 2 at Memphis (8/27/17)

14 DAVID VALVERDE

M | 5-10 | 150 | Senior

2017 GAME-BY-GAME

Opponent	Score	GP	GS	G	A	Pts.	Sh.	Sh. %	SOG	SOG %	GW	Pk-Att.
UNCG	T, 0-0	*	*	0	0	0	2	.000	1	.500	0	0-0
at Memphis	W, 3-0	*	*	1	0	2	1	1.00	1	1.00	0	0-0
at Jacksonville	W, 2-1	*	*	0	0	0	0	.000	0	.000	0	0-0
Missouri State	T, 0-0	*	*	0	0	0	0	.000	0	.000	0	0-0
at Kentucky	L, 0-1	*	*	0	0	0	1	.000	0	.000	0	0-0
FIU	L, 1-2	*	*	0	0	0	0	.000	0	.000	0	0-0
at ODU												
at GA State												
Central Ark.												
at New Mexico												
GA Southern												
FAU												
Lipscomb												
at Marshall												
South Carolina												

CAREER LINE

Season	GP	GS	G	A	PTS	SH	SH%	SOG	SOG%	GW	PK-ATT
2014	20	19	0	2	2	11	.000	0	.000	0	0-0
2015	16	12	0	1	1	6	.000	1	.167	0	0-0
2016	18	18	0	2	2	5	.000	2	.400	0	0-0
2017	6	6	1	0	2	2	.250	2	.500	0	0-0
Total	60	55	1	5	7	26	.250	6	.267	0	0-0



THE LAURENT FILE

Goals

Career --
Season --

Assists

Career 1, 2x, last vs. Santa Clara (10/4/16)
Season --

Points

Career 1, 2x, last vs. Santa Clara (10/4/16)
Season --

15 MATHIEU LAURENT

D | 6-2 | 175 | RS-Junior

2017 GAME-BY-GAME

Opponent	Score	GP	GS	G	A	Pts.	Sh.	Sh. %	SOG	SOG %	GW	Pk-Att.
UNCG	T, 0-0	*	*	0	0	0	2	.000	0	.000	0	0-0
at Memphis	- DNP -											
at Jacksonville	W, 2-1	*	*	0	0	0	0	.000	0	.000	0	0-0
Missouri State	T, 0-0	*	*	0	0	0	0	.000	0	.000	0	0-0
at Kentucky	L, 0-1	*	*	0	0	0	0	.000	0	.000	0	0-0
FIU	L, 1-2	*	*	0	0	0	0	.000	0	.000	0	0-0
at ODU												
at GA State												
Central Ark.												
at New Mexico												
GA Southern												
FAU												
Lipscomb												
at Marshall												
South Carolina												

CAREER LINE

Season	GP	GS	G	A	PTS	SH	SH%	SOG	SOG%	GW	PK-ATT
2014	20	17	0	1	1	5	.000	3	.600	0	0-0
2015	1	0	0	0	0	0	.000	0	.000	0	0-0
2016	17	17	0	1	1	7	.000	2	.286	0	0-0
2017	5	5	0	0	0	2	.000	0	.000	0	0-0
Total	43	39	0	2	2	14	.000	5	.222	0	0-0





16 DONOVAN WATSON

D | 6-5 | 175 | Freshman

2017 GAME-BY-GAME

Opponent	Score	GP	GS	G	A	Pts.	Sh.	Sh.%	SOG	SOG%	GW	Pk-Att.
UNCG	- DNP -											
at Memphis	- DNP -											
at Jacksonville	-DNP-											
Missouri State	T, 0-0	*		0	0	0	0	.000	0	.000	0	0-0
at Kentucky	L, 0-1	*		0	0	0	0	.000	0	.000	0	0-0
FIU	L, 1-2	*		0	0	0	0	.000	0	.000	0	0-0
at ODU												
at GA State												
Central Ark.												
at New Mexico												
GA Southern												
FAU												
Lipscomb												
at Marshall												
South Carolina												

THE WATSON FILE

Goals

Career --
Season --

Assists

Career --
Season --

Points

Career --
Season --

CAREER LINE

Season	GP	GS	G	A	PTS	SH	SH%	SOG	SOG%	GW	PK-ATT
2017	3	-	0	0	0	0	.000	0	.000	0	0-0
Total											



17 EVAN SCARBROUGH

D | 5-11 | 165 | RS-Senior

2017 GAME-BY-GAME

Opponent	Score	GP	GS	G	A	Pts.	Sh.	Sh.%	SOG	SOG%	GW	Pk-Att.
UNCG	- DNP -											
at Memphis	- DNP -											
at Jacksonville	- DNP -											
Missouri State	- DNP -											
at Kentucky	- DNP -											
FIU	- DNP -											
at ODU												
at GA State												
Central Ark.												
at New Mexico												
GA Southern												
FAU												
Lipscomb												
at Marshall												
South Carolina												

THE SCARBROUGH FILE

Goals

Career --
Season --

Assists

Career --
Season --

Points

Career --
Season --

CAREER LINE

Season	GP	GS	G	A	PTS	SH	SH%	SOG	SOG%	GW	PK-ATT
2013	Redshirted										
2014	10	0	0	0	0	0	.000	0	.000	0	0-0
2015	9	0	0	0	0	1	.000	0	.000	0	0-0
2016	17	9	0	0	0	2	.000	1	1.00	0	0-0
2017	--	--	--	--	--	--	--	--	--	--	--
Total	38	34	0	2	2	12	.000	5	.295	0	0-0





THE REICHMAN FILE

Goals

Career --
Season --

Assists

Career --
Season --

Points

Career --
Season --

18 CHRIS REICHMAN

D | 6-0 | 170 | RS-Sophomore

2017 GAME-BY-GAME

Opponent	Score	GP	GS	G	A	Pts.	Sh.	Sh.%	SOG	SOG%	GW	Pk-Att.
UNCG	T, 0-0	*		0	0	0	0	.000	0	.000	0	0-0
at Memphis	W, 3-0	*		0	0	0	0	.000	0	.000	0	0-0
at Jacksonville	W, 2-1	*		0	0	0	0	.000	0	.000	0	0-0
Missouri State	T, 0-0	*		0	0	0	0	.000	0	.000	0	0-0
at Kentucky	L, 0-1	*		0	0	0	0	.000	0	.000	0	0-0
FIU	L, 1-2	*		0	0	0	0	.000	0	.000	0	0-0
at ODU												
at GA State												
Central Ark.												
at New Mexico												
GA Southern												
FAU												
Lipscomb												
at Marshall												
South Carolina												

CAREER LINE

Season	GP	GS	G	A	PTS	SH	SH%	SOG	SOG%	GW	PK-ATT
2016	12	3	0	0	0	2	.000	1	.500	0	0-0
2017	6	0	0	0	0	0	.000	0	.000	0	0-0
Total	18	3	0	0	0	2	.000	1	.500	0	0-0



THE BROOKER FILE

Goals

Career 1 vs. FIU (9/14/17)
Season 1 vs. FIU (9/14/17)

Assists

Career 1, 2x, last at Memphis (8/27/17)
Season 1 at Memphis (8/27/17)

Points

Career 2 vs. FIU (9/14/17)
Season 2 vs. FIU (9/14/17)

19 ADAM BROOKER

F | 6-4 | 190 | Sophomore

2017 GAME-BY-GAME

Opponent	Score	GP	GS	G	A	Pts.	Sh.	Sh.%	SOG	SOG%	GW	Pk-Att.
UNCG	T, 0-0	*	*	0	0	0	2	.000	0	.000	0	0-0
at Memphis	W, 3-0	*	*	0	1	1	1	.000	1	1.00	0	0-0
at Jacksonville	W, 2-1	*	*	0	0	0	1	.000	0	.000	0	0-0
Missouri State	T, 0-0	*		0	0	0	2	.000	1	.500	0	0-0
at Kentucky	L, 0-1	*	*	0	0	0	0	.000	0	.000	0	0-0
FIU	L, 1-2	*	*	1	0	2	1	1.00	1	1.00	0	0-0
at ODU												
at GA State												
Central Ark.												
at New Mexico												
GA Southern												
FAU												
Lipscomb												
at Marshall												
South Carolina												

CAREER LINE

Season	GP	GS	G	A	PTS	SH	SH%	SOG	SOG%	GW	PK-ATT
2016	4	0	0	1	1	4	.000	3	.750	0	0-0
2017	6	5	1	1	2	7	.143	3	.429	0	0-0
Total	10	5	1	2	3	11	.143	6	.590	0	0-0





THE TYLER FILE

Goals

Career 1, 2x, last vs. Santa Clara (9/4/16)

Season --

Assists

Career --

Season --

Points

Career 1, 2x, last vs. Santa Clara (9/4/16)

Season --

20 TARNUE TYLER

M | 5-10 | 145 | Sophomore

2017 GAME-BY-GAME

Opponent	Score	GP	GS	G	A	Pts.	Sh.	Sh.%	SOG	SOG%	GW	Pk-Att.
UNCG	T, 0-0	*		0	0	0	0	.000	0	.000	0	0-0
at Memphis	W, 3-0	*	*	0	0	0	0	.000	0	.000	0	0-0
at Jacksonville	W, 2-1	*	*	0	0	0	2	.000	0	.000	0	0-0
Missouri State	T, 0-0	*	*	0	0	0	3	.000	1	.333	0	0-0
at Kentucky	- DNP -											
FIU	L, 1-2	*	*	0	0	0	0	.000	0	.000	0	0-0
at ODU												
at GA State												
Central Ark.												
at New Mexico												
GA Southern												
FAU												
Lipscomb												
at Marshall												
South Carolina												

CAREER LINE

Season	GP	GS	G	A	PTS	SH	SH%	SOG	SOG%	GW	PK-ATT
2016	18	18	2	0	4	27	.074	10	.370	1	0-0
2017	5	4	0	0	0	4	.000	1	.333	0	0-0
Total	23	22	2	0	4	31	.074	10	.352	1	0-0



THE STROUPE FILE

Goals

Career --

Season --

Assists

Career --

Season --

Points

Career --

Season --

21 CHANDLER STROUPE

D | 6-0 | 175 | RS-Senior

2017 GAME-BY-GAME

Opponent	Score	GP	GS	G	A	Pts.	Sh.	Sh.%	SOG	SOG%	GW	Pk-Att.
UNCG	T, 0-0	*	*	0	0	0	1	.000	0	.000	0	0-0
at Memphis	W, 3-0	*	*	0	0	0	0	.000	0	.000	0	0-0
at Jacksonville	W, 2-1	*	*	0	0	0	0	.000	0	.000	0	0-0
Missouri State	T, 0-0	*	*	0	0	0	0	.000	0	.000	0	0-0
at Kentucky	L, 0-1	*	*	0	0	0	0	.000	0	.000	0	0-0
FIU	L, 1-2	*	*	0	0	0	1	.000	0	.000	0	0-0
at ODU												
at GA State												
Central Ark.												
at New Mexico												
GA Southern												
FAU												
Lipscomb												
at Marshall												
South Carolina												

CAREER LINE

Season	GP	GS	G	A	PTS	SH	SH%	SOG	SOG%	GW	PK-ATT
2013	6	0	0	0	0	1	.000	0	.000	0	0-0
2014	Redshirted										
2015	15	7	0	0	0	8	.000	3	.375	0	0-0
2016	12	0	0	0	0	2	.000	1	.500	0	0-0
2017	6	6	0	0	0	2	.000	4	.000	0	0-0
Total	39	13	0	0	0	13	.000	8	.438	0	0-0





22 CHASE RUSHING

M | 6-0 | 170 | Sophomore

2017 GAME-BY-GAME

Opponent	Score	GP	GS	G	A	Pts.	Sh.	Sh.%	SOG	SOG%	GW	Pk-Att.
UNCG	T, 0-0	*	*	0	0	0	0	.000	0	.000	0	0-0
at Memphis	W, 3-0	*		0	0	0	0	.000	0	.000	0	0-0
at Jacksonville	W, 2-1	*		0	0	0	0	.000	0	.000	0	0-0
Missouri State	T, 0-0	*		0	0	0	0	.000	0	.000	0	0-0
at Kentucky	L, 0-0	*		0	0	0	0	.000	0	.000	0	0-0
FIU	L, 1-2	*		0	0	0	0	.000	0	.000	0	0-0
at ODU												
at GA State												
Central Ark.												
at New Mexico												
GA Southern												
FAU												
Lipscomb												
at Marshall												
South Carolina												

THE RUSHING FILE

Goals

Career 1 vs. Marshall (9/17/16)
Season --

Assists

Career --
Season --

Points

Career 2 vs. Marshall (9/17,16)
Season --

CAREER LINE

Season	GP	GS	G	A	PTS	SH	SH%	SOG	SOG%	GW	PK-ATT
2016	14	0	1	0	2	4	.250	1	.250	0	0-0
2017	6	1	0	0	0	0	.000	0	.000	0	0-0
Total	20	1	1	0	2	4	.250	1	.250	0	0-0



23 KEVIN WALLACE

F/M | 6-2 | 160 | RS-Sophomore

2017 GAME-BY-GAME

Opponent	Score	GP	GS	G	A	Pts.	Sh.	Sh.%	SOG	SOG%	GW	Pk-Att.
UNCG	T, 0-0	*		0	0	0	0	.000	0	.000	0	0-0
at Memphis	W, 3-0	*		0	0	0	0	.000	0	.000	0	0-0
at Jacksonville	- DNP -											
Missouri State	- DNP -											
at Kentucky	- DNP -											
FIU	- DNP -											
at ODU												
at GA State												
Central Ark.												
at New Mexico												
GA Southern												
FAU												
Lipscomb												
at Marshall												
South Carolina												

THE WALLACE FILE

Goals

Career --
Season --

Assists

Career --
Season --

Points

Career --
Season --

CAREER LINE

Season	GP	GS	G	A	PTS	SH	SH%	SOG	SOG%	GW	PK-ATT
2015	Redshirted										
2016	5	0	0	0	0	0	.000	0	.000	0	0-0
2017	2	0	0	0	0	0	.000	0	.000	0	0-0
Total	7	0	0	0	0	0	.000	0	.000	0	0-0





24 JOSEPH BUETE

M | 5-10 | 55 | Freshman

2017 GAME-BY-GAME

Opponent	Score	GP	GS	G	A	Pts.	Sh.	Sh.%	SOG	SOG%	GW	Pk-Att.
UNCG	T, 0-0	*		0	0	0	0	.000	0	.000	0	0-0
at Memphis	W, 3-0	*		0	0	0	0	.000	0	.000	0	0-0
at Jacksonville	- DNP -											
Missouri State	- DNP -											
at Kentucky	L, 0-1	*		0	0	0	0	.000	0	.000	0	0-0
FIU	- DNP -											
at ODU												
at GA State												
Central Ark.												
at New Mexico												
GA Southern												
FAU												
Lipscomb												
at Marshall												
South Carolina												

THE BUETE FILE

Goals

Career --
Season --

Assists

Career --
Season --

Points

Career --
Season --

CAREER LINE

Season	GP	GS	G	A	PTS	SH	SH%	SOG	SOG%	GW	PK-ATT
2017	2	0	0	0	0	0	.000	0	.000	0	0-0
Total	2	0	0	0	0	0	.000	0	.000	0	0-0



26 BROOKS STOCKLEY

M | 5-9 | 145 | Freshman

2017 GAME-BY-GAME

Opponent	Score	GP	GS	G	A	Pts.	Sh.	Sh.%	SOG	SOG%	GW	Pk-Att.
UNCG	- DNP -											
at Memphis	- DNP -											
at Jacksonville	- DNP -											
Missouri State	- DNP -											
at Kentucky	- DNP -											
FIU	- DNP -											
at ODU												
at GA State												
Central Ark.												
at New Mexico												
GA Southern												
FAU												
Lipscomb												
at Marshall												
South Carolina												

THE STOCKLEY FILE

Goals

Career --
Season --

Assists

Career --
Season --

Points

Career --
Season --

CAREER LINE

Season	GP	GS	G	A	PTS	SH	SH%	SOG	SOG%	GW	PK-ATT
2017	--	--	--	--	--	--	--	--	--	--	--
Total	--	--	--	--	--	--	--	--	--	--	--





30 JAKE FUTRELL

D | 6-2 | 170 | RS-Freshman

2017 GAME-BY-GAME

Opponent	Score	GP	GS	G	A	Pts.	Sh.	Sh.%	SOG	SOG%	GW	Pk-Att.
UNCG	- DNP -											
at Memphis	W, 3-0	*		0	0	0	1	.000	1	1.00	0	0-0
at Jacksonville	- DNP -											
Missouri State	- DNP -											
at Kentucky	- DNP -											
FIU	- DNP -											
at ODU												
at GA State												
Central Ark.												
at New Mexico												
GA Southern												
FAU												
Lipscomb												
at Marshall												
South Carolina												

THE FUTRELL FILE

Goals

Career	--
Season	--

Assists

Career	--
Season	--

Points

Career	--
Season	--

CAREER LINE

Season	GP	GS	G	A	PTS	SH	SH%	SOG	SOG%	GW	PK-ATT
2017	1		0	0	0	1	.000	1	1.00	0	0-0
Total											

NATIONAL POLLS

NSCAA/Continental Tire

1. Notre Dame
2. Indiana
3. Maryland
4. Wake Forest
5. Stanford
6. Michigan State
7. North Carolina
8. Clemson
9. Virginia
10. Louisville
11. Syracuse
12. Western Michigan
13. Furman
14. New Hampshire
15. Kentucky
16. Georgetown
17. Pacific
18. UNC Wilmington
19. SMU
20. Air Force
21. Farleigh Dickinson
22. Michigan
23. Omaha
24. Seattle
25. Ohio State

Soccer America

1. Maryland
2. Stanford
3. Indiana
4. Notre Dame
5. Virginia
6. Wake Forest
7. Clemson
8. Furman
9. North Carolina
10. UNC Wilmington
11. Louisville
12. Michigan State
13. Syracuse
14. Pacific
15. Omaha
16. Duke
17. Western Michigan
18. SMU
19. Xavier
20. Georgetown
21. NC State
22. Butler
23. Michigan
24. UMass-Lowell
25. Ohio State

NCAA RPI

1. Notre Dame
2. Indiana
3. Maryland
4. Wake Forest
5. Stanford
6. Michigan State
7. North Carolina
8. Clemson
9. Virginia
10. Louisville
11. Syracuse
12. Western Michigan
13. Furman
14. Pacific
15. Furman
16. Georgetown
17. Pacific
18. UNC Wilmington
19. SMU
20. Air Force
21. Farleigh Dickinson
22. Michigan
23. Omaha
24. Seattle
25. Ohio State

Poll	Pre	1	2	3	4	5	6	7	8	9	10	11	12	13	Final
NSCAA	NR	RV	RV	NR	NR										
SA	--	--	--	NR	NR										
NCAA RPI	--	--	--	NR	NR										
NSCAA Regional	--	6	5	10	10										



2017 BOX SCORES

Soccer Box Score (Final) The Automated ScoreBook UNC Greensboro vs UAB (Aug 25, 2017 at Birmingham, Ala.)

UNC Greensboro (0-0-1) vs.
UAB (0-0-1)
Date: Aug 25, 2017 • Attendance: 1159
Weather: --

UNC Greensboro

Po #	Player	Sh	SO	G	A	Min
gk 1	Jon Milligan	-	-	-	-	110
4	Faisal Alimbaslat	-	-	-	-	30
5	Leeroy Maguraushe	2	-	-	-	88
7	Matteo Busio	-	-	-	-	92
8	Nelson Oceano	1	-	-	-	48
11	Matt Mattis	2	1	-	-	78
12	Alexander Lewis	1	-	-	-	44
14	Nicholas Downs	2	1	-	-	58
18	Damon Youmans	1	1	-	-	82
20	Casey Penland	1	-	-	-	101
23	Josh Masten	2	-	-	-	105
-- Substitutes --						
2	Tavion Webb	-	-	-	-	4
3	Eric Gunnarsson	-	-	-	-	15
6	Jesper Larsson	-	-	-	-	22
9	Sandro Bradara	-	-	-	-	69
10	Moises Gonzalez	-	-	-	-	11
15	Austin Matthews	1	-	-	-	95
16	Cyril Owolabi	1	1	-	-	38
19	Tevyn Henry	-	-	-	-	9
21	Manny Apau	1	1	-	-	45
26	Kyle Lawrence	-	-	-	-	26
28	Payne McKiver	-	-	-	-	5
29	Alex Henderson	-	-	-	-	18
Totals						

#	Goalkeepers	Min	GA	Saves
1	Jon Milligan	110:00	0	4

Shots by period	1	2	OT	O2	Total
UNC Greensboro	3	7	3	2	15
UAB	7	9	1	0	17

Corner kicks	1	2	OT	O2	Total
UNC Greensboro	2	5	3	0	10
UAB	2	4	0	0	6

Scoring summary:

No.	Time	Team	Goal scorer	Assist	Description
-----	------	------	-------------	--------	-------------

Cautions and ejections:
YC-UNCG #16 (52:26)

UNC Greensboro-Jon Milligan (0-0-1). UAB-TEAL, James (0-0-1).
Stadium: BBVA Compass Field
Officials: Referee: Sam Bierster; Asst. Referee: Amin Hadzic; Mike Lavergne;
Alt. Official: Michael Smith; Scorer: Abby Vinson;
Offsides: UNC Greensboro 1, UAB 0.

Official's signature

Soccer Box Score (Final) The Automated ScoreBook UAB vs Jacksonville (Sep 01, 2017 at Jacksonville, Fla.)

UAB (2-0-1) vs.
Jacksonville (0-3-0)
Date: Sep 01, 2017 • Attendance: 252
Weather: Partly cloudy, 83 degrees, winds SSW 8 mph

UAB

Po #	Player	Sh	SO	G	A	Min
gk 1	TEAL, James	-	-	-	-	90
d 2	MABIALA, Gael	-	-	-	-	60
d 5	RICOURT, Alexandre	1	1	-	-	90
f 6	FERRIN, Massimo	2	1	1	-	80
mf 11	MORA, Eder	3	1	-	-	71
f 12	O'HARA, Aidan	1	1	-	-	55
mf 14	VALVERDE, David	-	-	-	-	69
d 15	LAURENT, Mathieu	-	-	-	-	90
f 19	BROOKER, Adam	1	-	-	-	53
mf 20	TYLER, Tarnue	2	-	-	-	51
d 21	STROUPE, Chandler	-	-	-	-	60
-- Substitutes --						
3	NELSON, Trey	2	1	1	-	21
4	PELLIZZA, Andrea	-	-	-	-	30
7	SULLIVAN, Ryan	-	-	-	-	39
8	MAKINDE, Philip	-	-	-	-	24
9	DAJANI, Rami	-	-	-	-	17
18	REICHMAN, Chris	-	-	-	-	31
22	RUSHING, Chase	-	-	-	-	38
Totals						

#	Goalkeepers	Min	GA	Saves
1	TEAL, James	90:00	1	4

Shots by period	1	2	Total
UAB	8	4	12
Jacksonville	7	7	14

Corner kicks	1	2	Total
UAB	3	3	6
Jacksonville	2	9	11

Scoring summary:

No.	Time	Team	Goal scorer	Assist	Description
1.	16:29	UAB	FERRIN, Massimo	(unassisted)	Free kick taker scores on the free kick
2.	36:23	UAB	NELSON, Trey	DAJANI, Rami	Passed in to 3 who headed over goalie out of box
3.	70:42	JU	BENNETT, Kai (1)	BEAUPLAN, Redondo	Beauplan passes into the box to an awaiti who soft touches in

Cautions and ejections:
YC-UAB #5 (72:36)

Win-TEAL, James (2-0-1). Loss-O'CONNOR, Liam (0-2-0).
Stadium: Southern Oak Stadium
Officials: Referee: Emmanuel Darriba; Asst. Referee: Sergio Virvescas;
Matthew Lombardi; Timekeeper: Allan Gattis; Scorer: Cooper Welch;
Offsides: UAB 1, Jacksonville 0.

Official's signature



Soccer Box Score (Final) 2017 Memphis Men's Soccer UAB vs Memphis (Aug 27, 2017 at Memphis, Tenn.)



UAB (1-0-1) vs.
Memphis (0-1-1)
Date: Aug 27, 2017 • Attendance: 332
Weather: 69 degrees, mostly cloudy, winds N @ 4 mph

UAB

Po #	Player	Sh	SO	G	A	Min
gk 1	TEAL, James	-	-	-	-	90
d 2	MABIALA, Gael	-	-	-	-	51
d 4	PELLIZZA, Andrea	-	-	-	-	56
d 5	RICOURT, Alexandre	-	-	-	-	90
f 6	FERRIN, Massimo	3	3	1	-	46
f 8	MAKINDE, Philip	3	1	1	-	47
m 11	MORA, Eder	-	-	-	-	76
m 14	VALVERDE, David	1	1	1	-	57
f 19	BROOKER, Adam	1	1	-	-	44
m 20	TYLER, Tarnue	-	-	-	-	41
d 21	STROUPE, Chandler	-	-	-	-	90
-- Substitutes --						
3	NELSON, Trey	-	-	-	-	40
7	SULLIVAN, Ryan	-	-	-	-	49
13	HENZE, Erik	-	-	-	-	12
18	REICHMAN, Chris	-	-	-	-	52
22	RUSHING, Chase	-	-	-	-	51
23	WALLACE, Kevin	-	-	-	-	29
24	BUETE, Joseph	-	-	-	-	33
30	FUTRELL, Jake	1	1	-	-	36
Totals						

#	Goalkeepers	Min	GA	Saves
1	TEAL, James	90:00	0	3

Shots by period	1	2	Total
UAB	4	5	9
Memphis	3	6	9

Corner kicks	1	2	Total
UAB	1	3	4
Memphis	3	4	7

Saves by period	1	2	Total
UAB	3	1	0
Memphis	1	2	1

UAB	1	3	4
Memphis	3	4	7

Saves by period	1	2	Total
UAB	3	1	0
Memphis	1	2	1

1.	12:42	UAB	MARINDE, Philip (1)
2.	15:13	UAB	FERRIN, Massimo (1)

Saves by period	1	2	Total
UAB	3	1	0
Memphis	1	2	1

YC-UAB #2 (66:14); YC-MEM #18 (74:07); YC-
YC-UAB #23 (86:08)

Saves by period	1	2	Total
UAB	3	1	0
Memphis	1	2	1

Officials: Referee: Cory Richardson; Asst. Ref:
Alt. Official: Matt Nelson;
Offsides: UAB 1, Memphis 1.

Saves by period	1	2	Total
UAB	3	1	0
Memphis	1	2	1

Goalkeepers	Min	GA	Saves	
1	TEAL, James	90:00	0	3

Saves by period	1	2	Total
UAB	3	1	0
Memphis	1	2	1

Goalkeepers	Min	GA	Saves	
1	TEAL, James	90:00	0	3

Saves by period	1	2	Total
UAB	3	1	0
Memphis	1	2	1

Goalkeepers	Min	GA	Saves	
1	TEAL, James	90:00	0	3

Saves by period	1	2	Total
UAB	3	1	0
Memphis	1	2	1

Goalkeepers	Min	GA	Saves	
1	TEAL, James	90:00	0	3

Saves by period	1	2	Total
UAB	3	1	0
Memphis	1	2	1

2	Laird, Jake	-	-	-	-	110
3	Burtenshaw, Nick	1	-	-	-	110

Saves by period	1	2	Total
UAB	3	1	0
Memphis	1	2	1

10	Buckle, Jake	-	-	-	-	29
11	Wilkin, Stuart	1	-	-	-	38

Saves by period	1	2	Total
UAB	3	1	0
Memphis	1	2	1

-- Substitutes --					
12	Stoll, David	-	-	-	9

Saves by period	1	2	Total
UAB	3	1	0
Memphis	1	2	1

28 Stratton, Greg	-	-	-	-	46
Totals	9	5	0	0	

Saves by period	1	2	Total
UAB	3	1	0
Memphis	1	2	1

Goalkeepers	Min	GA	Saves
-------------	-----	----	-------

Saves by period	1	2	Total
UAB	3	1	0
Memphis	1	2	1

Missouri State	5	3	0	1	9
B	8	7	3	1	19

Saves by period	1	2	Total
UAB	3	1	0
Memphis	1	2	1

South State	2	2	0	0	4
B	5	3	1	2	11

Saves by period	1	2	Total
UAB	3	1	0
Memphis	1	2	1

Goalkeepers	Min	GA	Saves	
1	TEAL, James	90:00	0	3

Saves by period	1	2	Total
UAB	3	1	0
Memphis	1	2	1

adium: BBVA Compass Field
cials: Referee: Esteban Rosano; Asst. Refere

Saves by period	1	2	Total
UAB	3	1	0
Memphis	1	2	1

Goalkeepers	Min	GA	Saves	
1	TEAL, James	90:00	0	3

Saves by period	1	2	Total
UAB	3	1	0
Memphis	1	2	1

Goalkeepers	Min	GA	Saves	
1	TEAL, James	90:00	0	3

Saves by period	1	2	Total
UAB	3	1	0
Memphis	1	2	1

Goalkeepers	Min	GA	Saves	
1	TEAL, James	90:00	0	3

Saves by period	1	2	Total
UAB	3	1	0
Memphis	1	2	1

Goalkeepers	Min	GA	Saves	
1	TEAL, James	90:00	0	3

Saves by period	1	2	Total
UAB	3	1	0
Memphis	1	2	1

Goalkeepers	Min	GA	Saves	
1	TEAL, James	90:00	0	3

Saves by period	1	2	Total
UAB	3	1	0
Memphis	1	2	1

Goalkeepers	Min	GA	Saves	
1	TEAL, James	90:00	0	3

Saves by period	1	2	Total
UAB	3	1	0
Memphis	1	2	1

2017 BOX SCORES


Soccer Box Score (Final)
2017 UK Men's Soccer

UAB vs #19 Kentucky (Sep 08, 2017 at Lexington, Ky.)



UAB (2-1-2, 0-1-0 CUSA) vs.
 Kentucky (4-0-1, 1-0-0 CUSA)
 Date: Sep 08, 2017 • Attendance: 1921
 Weather: 68 degrees, clear

UAB						
Po #	Player	Sh	SO	G	A	Min
g 1	TEAL, James	-	-	-	-	90
d 2	MABIALA, Gael	1	1	-	-	66
d 5	RICOURT, Alexandre	1	1	-	-	90
m 6	FERRIN, Massimo	3	1	-	-	86
f 9	DAJANI, Rami	2	1	-	-	67
m 11	MORA, Eder	-	-	-	-	57
f 12	O'HARA, Aidan	1	-	-	-	40
m 14	VALVERDE, David	1	-	-	-	76
d 15	LAURENT, Mathieu	-	-	-	-	90
f 19	BROOKER, Adam	-	-	-	-	71
d 21	STROUPE, Chandler	-	-	-	-	72
-- Substitutes --						
3	NELSON, Trey	-	-	-	-	50
7	SULLIVAN, Ryan	3	-	-	-	56
8	MAKINDE, Philip	-	-	-	-	19
16	WATSON, Donovan	-	-	-	-	7
18	REICHMAN, Chris	-	-	-	-	35
22	RUSHING, Chase	-	-	-	-	7
24	BUTE, Joseph	-	-	-	-	12
Totals		12	4	0	0	

#	Goalkeepers	Min	GA	Saves
1	TEAL, James	90:00	1	3

Shots by period				1	2	Total
UAB				5	7	12
Kentucky				5	6	11

Corner kicks				1	2	Total
UAB				4	1	5
Kentucky				2	5	7

Scoring summary:

No.	Time	Team	Goal scorer	Assist	Description
1.	85:18	UK	Pedersen, Mikkel (2)	Williams, JJ	Spin move to get endline, served the box finished

Cautions and ejections:
 YC-UAB #7 (76:58)

Win-Facusse, Enrique (4-0-1). Loss-TEAL, James (2-1-1).

Stadium: The Bell

Officials: Referee: Artur Sibiga; Asst. Referee: Matt McIntyre; Bradley Jordan;

Alt. Official: Majid Rezaee; Timekeeper: Andrew Woelfel; Scorer: Chris Shoals;

Offsides: UAB 1, Kentucky 1.

Official's signature
Soccer Box Score (Final)
The Automated ScoreBook
FIU vs UAB (Sep 14, 2017 at Birmingham, Ala.)

FIU (3-0-2, 1-0-0) vs.
 UAB (2-2-2, 0-2-0)
 Date: Sep 14, 2017 • Attendance: 659
 Weather:

FIU						
Po #	Player	Sh	SO	G	A	Min
gk 1	FAUROUX, Hugo	-	-	-	-	90
m 3	MARIE, Paul	1	-	-	-	90
d 5	HEZEL, Marvin	-	-	-	-	90
d 6	OLAFSEN, Simen	-	-	-	-	90
f 7	PATINO, Santiago	8	2	1	-	73
m 8	MACHADO, Jordan	1	-	-	-	62
f 9	GIOVINE, Luca	1	1	-	-	90
m 11	AHLINVI, Jorus	1	1	1	-	62
d 13	NEUBHARD, DESHA	1	-	-	-	70
m 18	BARRAZA, Matias	-	-	-	-	55
m 26	TOMLINSON, Donald	-	-	-	-	86
-- Substitutes --						
10	CAMPOY, Alessandro	-	-	-	-	28
12	ALVAREZ, Alvaro	-	-	-	-	17
14	AVILA, Jordi	-	-	-	-	20
16	BOOTH, Andrew	-	-	-	-	4
17	RIOS, Darren	-	-	-	-	49
22	CALVO, Esteban	-	-	-	-	28
Totals		13	4	2	1	

#	Goalkeepers	Min	GA	Saves
1	FAUROUX, Hugo	90:00	1	2

Shots by period				1	2	Total
FIU				11	2	13
UAB				2	8	10

Corner kicks				1	2	Total
FIU				5	3	8
UAB				1	1	2

Scoring summary:

No.	Time	Team	Goal scorer	Assist	Description
1.	13:57	FIU	PATINO, Santiago	GIOVINE, Luca	breakaway goal on an empty net
2.	14:53	FIU	AHLINVI, Jorus	(unassisted)	Goal from the top of the box
3.	56:56	UAB	BROOKER, Adam (1)	FERRIN, Massimo	Goal from the left side

Cautions and ejections:

YC-UAB #9 (33:07); YC-FIU #22 (83:36); YC-FIU #TM (89:27)

Win-FAUROUX, Hugo (2-0-2). Loss-TEAL, James (2-2-2).

Stadium: BBVA Compass Field


Officials: Referee: Richonne Clark; Asst. Referee: Michael Smith; Joshua Nobles;

Alt. Official: Danny Colpo; Timekeeper: Luke McCarthy; Scorer: Abby Vinson;


Offsides: FIU 2, UAB 0.

Team Yellow Card was on head coach Kevin Nylen

Official's signature



Julian Mehl
GK - 6'1 - 170 - So.
Cologne, Germany



Seth Torman
GK - 6'3 - 160 - Fr.
Pelham, Ala.




James Teal
GK - 6'5 - 210 - RSFr.
Chattanooga, Tenn.



Gael Mabiala
D - 6'1 - 175 - Jr.
Saint-Etienne, France




Trey Nelson
F - 6'1 - 160 - So.
Montgomery, Ala.



Andrea Pelizza
D - 6'3 - 175 - So.
Genoa, Italy



Alexandria Ricourt
D - 6'1 - 160 - Fr.
Paris, France




Massimo Ferrin
F - 5'11 - 160 - So.
Ontario, Canada



Ryan Sullivan
M - 5'11 - 165 - RSSr.
Prospect, Ky.



Philip Makinde
F - 5'10 - 155 - RSSo.
Ontario, Canada



Rami Dajani
F - 5'11 - 165 - RSSr.
Niles, Ill.



DeAndre Robinson
M - 5'10 - 150 - Sr.
Snellville, Ga.



Eder Mora
M - 6'0 - 170 - RSSo.
Dalton, Ga.



Aidan O'Hara
F - 6'1 - 160 - Fr.
Toronto, Canada



Erik Henze
D - 6'1 - 185 - RSSo.
Birmingham, Ala.



David Valverde
M - 5'10 - 150 - Sr.
Mobile, Ala.




Mathieu Laurent
D - 6'2 - 175 - RSJr.
Ontario, Canada




Donovan Watson
D - 6'5 - 175 - Fr.
Toronto, Canada



Evan Scarbrough
M - 5'11 - 165 - RSSr.
Searcy, Ark.



Chris Reichman
D - 5'11 - 160 - RSSo.
Englewood, Colo.



Adam Brooker
F - 6'4 - 185 - So.
Demopolis, Ala.



Tarnue Tyler
F - 5'10 - 145 - So.
Columbia, Mo.



Chandler Stroupe
D - 6'0 - 170 - RSSr.
Birmingham, Ala.



Chase Rushing
M - 6'0 - 165 - Fr.
River Ridge, La.



Kevin Wallace
F - 6'2 - 180 - RSSo.
Fulton, Mo.




Joseph Buete
M - 5'9 - 145 - Fr.
Wake Forest, N.C.




Chandler Shirley
F - 5'11 - 155 - Fr.
Jackson, Miss.




Brooks Stockley
M - 5'9 - 145 - Fr.
Charlotte, N.C.



Jake Futrell
D - 6'3 - 170 - RSFr.
Auburn, Ala.



Mike Getman
Head Coach
26th Season



Justus Griffin
Assistant Coach
23rd Season



Joel Wallace
Assistant Coach
Ninth Season



Pachinno Roberts
Volunteer Assistant
First Season



MEN'S SOCCER RADIO/TV ROSTER