



# 2017 UAB BASEBALL INFORMATION GUIDE



# UAB BASEBALL

## TABLE OF CONTENTS / QUICK FACTS

### TABLE OF CONTENTS

QUICK FACTS	1
UAB LEADERSHIP	2
MEDIA INFORMATION	3
IMG SPORTS NETWORK	4
2017 SCHEDULE	5
REGIONS FIELD	6
YOUNG MEMORIAL FIELD	7-8
COACHING STAFF	9-15
2017 ROSTER	16-17
SEASON PREVIEW	18-19
PLAYER PROFILES	20-47
RADIO/TV ROSTER	48
LAST SEASON	49-51
CONFERENCE USA	52-54
HARRY "THE HAT" WALKER	55
BLAZERS IN THE PROS	56
NCAA TOURNAMENT APPEARANCES	57
HONORS	58-60
YEAR-BY-YEAR STATS	61-62
RECORD BOOK	63-68
ALL-TIME SERIES RECORDS	69
YEAR-BY-YEAR RESULTS	70-78
ALL-TIME LETTERWINNERS	79-80

### UAB ATHLETIC COMMUNICATIONS

ASSOCIATE ATHLETICS DIR - COMMUNICATIONS	TED FEELEY
ATHLETIC COMM. CONTACT	JOSHUA GLEASON
OFFICE PHONE	205-934-0725
EMAIL	JGLEAS@UAB.EDU
ATHLETIC COMMUNICATIONS FAX	205-934-7505
ARMY ATHLETICS WEBPAGE	WWW.UABSPTS.COM

### CREDITS

THE 2017 UAB BASEBALL INFORMATION GUIDE IS A PRODUCTION OF THE UAB ATHLETIC MEDIA RELATIONS OFFICE. THE GUIDE WAS COMPILED, DESIGNED, WRITTEN, AND EDITED BY JOSHUA GLEASON WITH ASSISTANCE PROVIDED BY TED FEELEY, JAY D'ABRAMO, KYLIE MURPHY, KATHRYN LANGLY, AND ABBY VINSON AND ALL FORMER UAB BASEBALL SPORTS INFORMATION DIRECTORS.

PHOTOGRAPHY PROVIDED BY: AL.COM, BATTERSBOX.CA, BIRMINGHAM BARONS, CINCINNATI REDS, CONFERENCE USA, ASHLEY FLEMING, KANNAPOLIS INTIMIDATORS, DAVID LANN, NIK LAYMAN, BOBBY MCOUFFIE, JIMMY MITCHELL, SIDELINE SPORTS, JOHN SHADRICK, AND STEVE WOOD.

### UAB FACTS

LOCATION	BIRMINGHAM, ALA.
FOUNDED	1969
ENROLLMENT	19,535
PRESIDENT	DR. RAY WATTS
DIRECTOR OF ATHLETICS	MARK INGRAM
FACULTY REPRESENTATIVE	FRANK MESSINA
NICKNAME	BLAZERS
COLORS	FOREST GREEN AND OLD GOLD
CONFERENCE	CONFERENCE USA (C-USA)


### BASEBALL QUICK FACTS

2016 RECORD	21-34
2016 C-USA RECORD/FINISH	12-18 / 9TH
ALL-TIME RECORD	1,058-1031-1
NCAA APPEARANCES/RECORD	TWO / 1-4
MOST RECENT	2012
	2-1 LOSS AT NO. 3 FLORIDA STATE
	8-1 LOSS VS. NO. 14 MISSISSIPPI STATE
HEAD COACH	BRIAN SHOOP (MALONE '80)
RECORD AT UAB / YEARS	283-292 / 10
CAREER RECORD / YEARS	982-592-1 / 27
ASSISTANT COACH	PERRY ROTH
ASSISTANT COACH	JOSH HOPPER
VOLUNTEER ASSISTANT COACH	RON POLK
DIRECTOR OF OPERATIONS	JOHN FROST
ATHLETIC TRAINER	BILLY ROE
STRENGTH & CONDITIONING COACH	STEWART YOUNG
FACILITIES	(GRASS)
	REGIONS FIELD: 320-400-325
	YOUNG MEMORIAL FIELD: 330-370-400-360-300

### HOW TO FOLLOW THE BLAZERS

FACEBOOK	FACEBOOK.COM/UAB.BLAZERS
TWITTER	@UAB_ATHLETICS @UAB_BASEBALL
SNAPCHAT	UABATHLETICS
INSTAGRAM	@UAB_ATHLETICS @UAB_BASEBALL
YOUTUBE	YOUTUBE.COM/UABATHLETICS





**Dr. Ray Watts**  
University President



**Mark Ingram**  
Athletics Director



**Dr. Frank Messina**  
Faculty Athletics  
Representative



**Dan Carlson**  
Senior Associate AD  
Administration



**Derita Ratcliffe**  
Senior Associate AD  
Senior Woman Administrator



**Erin Kraebber**  
Associate AD  
Marketing



**Corey Bray**  
Associate AD  
Compliance



**Timothy Garner**  
Associate AD  
Financial Affairs



**Bryant Carter**  
Associate AD  
Chief Financial Officer



**Ted Feeley**  
Associate AD  
Communications



**Matt Wildt**  
Associate AD  
Ticket Operations



**Brad Hardekopf**  
Associate AD  
Development



**Fernandez West**  
Associate AD  
Student-Athlete Services



**Reid Adair**  
Assistant AD  
Facilities and Operations



**Bryan Koch**  
Associate AD for  
Sports Medicine



### Note to the Media

The 2017 UAB baseball media guide has been assembled in an effort to assist the media in its coverage of the UAB baseball team.

The UAB Athletic Media Relations office has attempted to anticipate questions and hope the following answers will assist. However, if one has any additional questions or needs, please do not hesitate to contact the UAB Athletic Media Relations office at 205-934-0722.

There are certain policies and procedures laid out on this page by which members of the media are asked to abide to. These policies and procedures are designed to create a good working situation for all.

### Coach Interviews

All requests for interviews with head coach Brian Shoop and assistant coaches should be made through the Athletic Media Relations office. Please contact Joshua Gleason to make the necessary arrangements.

### Player Interviews

Interviews with student-athletes are encouraged. All player interviews must be arranged through the Athletic Media Relations office. This policy is intended to ensure that all requests are filled, as well to ensure that interviews are conducted at the best time for both the media representative and the student-athlete. Players are usually available before and after practice, depending upon class schedules. Telephone interviews may also be arranged.

Every effort will be made to arrange telephone interviews; however, players' telephone numbers will not be given out. Student-athletes are instructed not to participate in telephone interviews unless they are arranged through Tyler Brown in the Athletic Media Relations office.

### Dorms, Locker Rooms & Training Facilities

Student-athletes' dorm rooms and apartments, locker rooms, training facilities and weight rooms are off limits at all times to everyone except authorized personnel. The same policy applies to the UAB locker room at road venues.

### Baseball Practices

Most UAB baseball practices are open to the media. Please call the Athletic Media Relations office to confirm practice times, to let us know of your plans to attend practice, and to make specific interview requests. Taped interviews may be conducted before or after practice but only with prior arrangement through Joshua Gleason in the Athletic Media Relations office.

### NCAA Guidelines & the Media

Media representatives should be aware of several NCAA rules that apply to student-athletes:

- Coaches and university officials cannot make comments on prospective student-athletes until they sign a National Letter of Intent. A coach cannot comment on a prospective student-athlete who has only verbally committed.
- Student-athletes are not permitted to endorse commercial products.
- Student-athletes may not be used in advertisements or endorsements of products, including media-related publications.
- Photographers cannot provide student-athletes with free photographs or slides.

### Media Credentials

Please contact Tyler Brown in the Athletic Media Relations office to arrange for press and photo credentials for each Blazer home game. Scouts are also welcome to request credentials for each home game; however, working members of the media will be given priority for assigned seating.

### Radio

The Regions Field and Young Memorial Field press boxes are set up to host visiting radio. Please contact Tyler Brown in the Athletic Media Relations office at least one week prior to the contest to make arrangements for your broadcast.

Due to limited space in the Young Memorial Field press box, in the case that UAB's Blazer Sports Network is also providing a broadcast, an area will be set up outside of the press box for visiting radio. We apologize for the inconvenience and will do everything to ensure that your visit to Young Memorial Field is an adequate and enjoyable one.

### Media Services

- E-mail service for postgame information is available. Please make your request prior to the day of the game with Joshua Gleason in the Athletic Media Relations office.
- Stat packets and updated cumulative season statistics will be available in the press box following each home contest. Telephones and fax machines are available in the Athletic Media Relations office.
- Game programs, game notes and updated statistics will be available in the press box upon your arrival at each UAB home game.



The Blazer IMG Sports Network and WAPI-AM 1070 have partnered to bring Birmingham-area fans more UAB baseball in 2017. The station will carry at least 15 regular season games this season as well as the Conference USA Championships with the possibility for more. Additionally, numerous broadcasts will be available online through the All-Access package at [www.UABsports.com](http://www.UABsports.com). The Blazer Sports Network will also carry all postseason games for UAB.

David Crane, "The Voice of the Blazers" and Director of Broadcasting for the Blazer Sports Network, is in his fifth season as the play-by-play commentator for UAB baseball. In addition to Blazer baseball games, Crane is also the play-by-play voice for UAB football and men's basketball.

Prior to his arrival at UAB, Crane spent 11 years as a member of the University of Alabama's broadcast team, where he worked extensively with the Crimson Tide baseball program. The Decatur, Ala., native is a 1994 graduate of the University of Alabama.

Crane spent nine seasons working with the Crimson Tide baseball program, including the 1999 season that resulted in a trip to the College World Series in Omaha, Neb.



**David Crane**  
*Voice of the Blazers*

### 2017 Broadcast Information

#### March

Date	Opponent	Location - Time (CST)
24	Florida Atlantic*	Regions Field - 6:30 p.m.
25	Florida Atlantic*	Regions Field - 2:00 p.m.
26	Florida Atlantic*	Regions Field - 12:00 p.m.
28	Samford	Regions Field - 6:30 p.m.

#### April

Date	Opponent	Location - Time (CST)
5	Jacksonville State	Young Memorial Field - 6:30 p.m.
7	Marshall*	Young Memorial Field - 6:30 p.m.
8	Marshall*	Young Memorial Field - 2:00 p.m.
9	Marshall*	Young Memorial Field - 12:30 p.m.
11	at Alabama	Tuscaloosa, Ala. - 6:00 p.m.

#### May

Date	Opponent	Location - Time (CST)
2	at Samford	Homewood, Ala. - 6:00 p.m.
6	Old Dominion*	Young Memorial Field - 2:00 p.m.
7	Old Dominion*	Young Memorial Field - 1:00 p.m.
9	Auburn	Regions Field - 6:30 p.m.
19	Rice*	Young Memorial Field - 6:30 p.m.
20	Rice*	Young Memorial Field - 1:00 p.m.
24-28	Conference USA Championships	Biloxi, Miss



## UAB BLAZERS BASEBALL 2017 SCHEDULE



### February

Date	Opponent	Location - Time (CST)
17	Creighton	Regions Field - 4:00 p.m.
18	Creighton	Regions Field - 1:00 p.m.
19	Creighton	Regions Field - 1:00 p.m.
21	Alabama State	Regions Field - 4:00 p.m.
22	Alabama State	Montgomery, Ala. - 6:00 p.m.
24	Valparaiso	Regions Field - 4:00 p.m.
25	Valparaiso	Regions Field - 1:00 p.m.
26	Valparaiso	Regions Field - 12:00 p.m.
28	Troy	Regions Field - 4:00 p.m.

### March

Date	Opponent	Location - Time (CST)
3	at Georgia	Athens, Ga. - 4:00 p.m.
4	at Georgia	Athens, Ga. - 12:00 p.m.
5	at Georgia	Athens, Ga. - 12:00 p.m.
7	at Alabama A&M	Huntsville, Ala. - 2:00 p.m.
8	Alabama A&M	Regions Field - 4:00 p.m.
10	Louisiana-Monroe	Regions Field - 4:00 p.m.
11	Louisiana-Monroe	Regions Field - 1:00 p.m.
12	Louisiana-Monroe	Regions Field - 1:00 p.m.
14	at Auburn	Auburn, Ala. - 3:00 p.m.
17	at Western Kentucky*	Bowling Green, Ky. - 5:00 p.m.
18	at Western Kentucky*	Bowling Green, Ky. - 1:00 p.m.
19	at Western Kentucky*	Bowling Green, Ky. - 1:00 p.m.
21	Alabama	Regions Field - 6:30 p.m.
24	Florida Atlantic*	Regions Field - 6:30 p.m.
25	Florida Atlantic*	Regions Field - 2:00 p.m.
26	Florida Atlantic*	Regions Field - 12:00 p.m.
28	Samford	Regions Field - 6:30 p.m.
31	at FIU*	Miami, Fla. - 6:00 p.m.

\* - indicates Conference USA game

### April

Date	Opponent	Location - Time (CST)
1	at FIU*	Miami, Fla. - 6:00 p.m.
2	at FIU*	Miami, Fla. - 11:00 a.m.
4	at Jacksonville State	Oxford, Ala. - 6:00 p.m.
5	Jacksonville State	Young Memorial Field - 6:30 p.m.
7	Marshall*	Young Memorial Field - 6:30 p.m.
8	Marshall*	Young Memorial Field - 2:00 p.m.
9	Marshall*	Young Memorial Field - 12:30 p.m.
11	at Alabama	Tuscaloosa, Ala. - 6:00 p.m.
13	at Middle Tennessee State*	Murfreesboro, Tenn. - 6:00 p.m.
14	at Middle Tennessee State*	Murfreesboro, Tenn. - 6:00 p.m.
15	at Middle Tennessee State*	Murfreesboro, Tenn. - 1:00 p.m.
18	at Troy	Troy, Ala. - 6:00 p.m.
21	at Louisiana Tech*	Ruston, La. - 6:00 p.m.
22	at Louisiana Tech*	Ruston, La. - 2:00 p.m.
23	at Louisiana Tech*	Ruston, La. - 1:00 p.m.
28	Charlotte*	Young Memorial Field - 6:30 p.m.
29	Charlotte*	Young Memorial Field - 2:00 p.m.
30	Charlotte*	Young Memorial Field - 1:00 p.m.

### May

Date	Opponent	Location - Time (CST)
2	at Samford	Homewood, Ala. - 6:00 p.m.
5	Old Dominion*	Young Memorial Field - 6:30 p.m.
6	Old Dominion*	Young Memorial Field - 2:00 p.m.
7	Old Dominion*	Young Memorial Field - 1:00 p.m.
9	Auburn	Regions Field - 6:30 p.m.
12	at Southern Miss*	Hattiesburg, Miss. - 6:00 p.m.
13	at Southern Miss*	Hattiesburg, Miss. - 6:00 p.m.
14	at Southern Miss*	Hattiesburg, Miss. - 6:00 p.m.
18	Rice*	Young Memorial Field - 6:30 p.m.
19	Rice*	Young Memorial Field - 6:30 p.m.
20	Rice*	Young Memorial Field - 1:00 p.m.
24-28	Conference USA Championships	Biloxi, Miss.



### Ground Rules

#### General

- All equipment must be kept in dugout and off warning track.
- Players must stay off the tarp. A player may lean on, but not step or stand on, the tarp while making a catch. Any ball getting in or under the tarp will be considered "dead".
- The railing on top of the concrete wall around the park is in play.
- Any ball hitting the foul pole above the home run porch in left field (12 ft.) is a home run. Any ball that clears the wall below the home run porch and returns to the field will be a home run.
- Any ball hitting the foul pole above the right wall level (8 ft.) is a home run. Everything else is outside of the park.
- Any batted ball that becomes lodged in the chain link fence in front of the bullpens, goes through or under the bullpen gates in left center or right center field, goes through the gate leading to the centerfield tunnel or the gate leading to the batting cage in right field will be Book Rule.
- The rest of the park is completely enclosed.

#### Behind Home Plate Area

- Any ball which lodges under the brick backstop will be a dead ball.
- Any ball which lodges in the gate or enters the tunnel leading to the visiting team clubhouse will be a dead ball.
- Any ball that goes through the screen will be a dead ball.
- All other parts are considered live and in play.

#### Dugout Area


- One foot on and one foot in the dugout will constitute a legal catch.
- Book Rule will apply to any fielder falling into the dugout after making a legal catch.
- The area between the dugout and the photographers' area will be considered "dead". This includes the face of the dugout, the railing at the far ends and the steps outside the dugout.
- Any ball entering the tunnel between the first base dugout and first base camera will be a dead ball.

### UAB All-Time at Regions Field

Year	Record	Pct.
2014	14-5	.737
2015	9-5	.643
2016	10-7	.588
<b>Total</b>	<b>33-17</b>	<b>.660</b>

### Pregame Schedule

Game Time	1:00	2:00	4:00	6:30
Batting Practice: UAB	10:40	11:40	1:40	4:10
Batting Practice: Visitors	11:25	12:25	2:25	4:55
BP Cleanup	12:05	1:05	3:05	5:35
Infield: Visitors	12:10	1:10	3:10	5:40
Field Maintenance	12:20	1:20	3:20	5:50
Meeting with Umpires	12:50	1:50	3:50	6:20
National Anthem	12:58	1:58	3:58	6:28





*Jerry D. Young, member of the UAB Athletics Hall of Fame's first induction class in the fall of 2009.*

Jerry D. Young Memorial Field, the on-campus home of the UAB Blazers, is in its 31st season of use in 2014.

The park received a pair of upgrades for the 2010 season with the addition of a new state-of-the-art scoreboard and the addition of covered hitting cages beyond the left field fence. The scoreboard, produced by industry leader Daktronics, provides additional information and video capabilities that feature LED technology while offering expanded inventory opportunities for corporate partners.

Young Memorial Field was dedicated in honor of Dr. Jerry D. Young on April 18, 1985. A host of dignitaries, including Hall of Fame third baseman and former Baltimore Oriole great Brooks Robinson, who threw out the ceremonial first pitch, were present for the dedication.

One of the finest baseball surfaces in the South, Young Memorial Field is equipped with an underground sprinkler and drainage system which helps to keep the playing surface in excellent condition throughout the year. The facility got a major overhaul in 1999, as the infield was regraded and resodded and a new sound system was installed. Prior to the 2000 season, new fencing was added to the park in the bullpen areas. The concession area and umpires' room also were renovated.

A major cosmetic change was made in 2001 when a new wood outfield fence was completed just before the beginning of the season, replacing the chain-link fencing that had enclosed the field since 1984. The ballpark now has slightly larger dimensions, going 330 feet down the lines, 370 feet to the left center power alley, 400 feet to dead center field, and 360 feet to the right center power alley. In addition, the large "hitter's eye" in center field has been fused with the fence. The Young Memorial Field version of the "Green Monster" stands 30 feet high and 100 feet wide.

The first game in the new facility was on Feb. 26, 1984, a 14-8 victory over Vanderbilt. Joey Cora of Vanderbilt got the first hit at Young Memorial Field, while Mike Goff of UAB got the first Blazer hit and homer at the new field. Former UAB assistant coach Frank Walton picked up the save for the Blazers.

UAB has 27 .500 or better seasons in 30 years of play at the facility, with a school record 30-7 mark at home in 1992. UAB is 530-348-1 (.604) all-time at Young Memorial Field.

Young Memorial Field was the host of the first Great Midwest Conference Championship (1992), as the Blazers won the league title on their home field.

Lights were installed at Young Memorial Field in 1993, with the first night game resulting in a 6-4 victory over Southern Miss on March 23, 1993. Other additions to Young Memorial Field were the construction of the Harry "The Hat" Walker Press Box, dedicated March 4, 1997, which houses media members and game operations staff, and picnic tables and grills placed along the right field fence and along the outside of the field on the first base side.

In addition, the UAB baseball locker room was renovated in December 2002.

An ardent supporter of all UAB sports, but especially the baseball program, Dr. Jerry D. Young served as senior vice president for finance at UAB at the time of his death in May, 1983.

A magna cum laude graduate of Indiana State University, Young came to UAB in 1971 and was the first dean of the School of Business. By 1973, the school had received accreditation by the American Assembly of Collegiate Schools of Business as the youngest school to achieve accreditation in the 60-year history of that program.

Named UAB's vice president for finance in 1974, Dr. Young was responsible for all fiscal operations at the university and played a key role in guiding the physical development of the campus during a period of intensive construction and growth.

At the same time, he was instrumental in establishing the intercollegiate athletics program on the UAB campus, the hiring of Gene Bartow as athletics director and head basketball coach in addition to the hiring of Harry "The Hat" Walker as the Blazers' first baseball coach.

In recognition of his contributions and abilities, he was named senior vice president for finance in 1982. He served for several years as the chairman of UAB's Faculty Committee on Intercollegiate Athletics.

Dr. Young devoted his time and energy to the development of the Sun Belt Conference and was treasurer of the league in 1982. At the time of his death, Dr. Young was serving as president of the conference. During the 1984-85 school year, the Sun Belt instituted the Jerry D. Young Award, to be awarded to the men's basketball player who best exemplified the criteria of sportsmanship, scholarship, leadership and athletic ability.

Dr. Young worked tirelessly for the UAB community and his work on behalf of the athletics department and the baseball program was the chief reason why the field stands today. His son Jeff was a member of the first UAB baseball team in 1979, and Dr. Young had a particular fondness for baseball at UAB.

Unfortunately, he did not live to see the field completed. His accomplishments in academia, athletics and administration exemplify the high standards to which many aspire, but few reach. Within his too-short 50 years of life, Dr. Jerry Young touched the lives of thousands in a positive and meaningful way.



*Hall of Fame third baseman Brooks Robinson threw out the ceremonial first pitch*



### Ground Rules

#### General

- All equipment must be kept in the dugout and off the warning track.
- Both feet must be on the warning track for a legal catch in foul territory or the dugout area.
- Any fielder making a legal catch that goes into dead ball territory may throw from that "dead ball" territory, provided that he does not lose his balance or fall.
- Players must stay off the tarp. A player may lean on (with both feet on the warning track), but not step or stand on the tarp while making a catch. Any ball getting in or under the tarp is dead.
- A single fence (8 ft.) surrounds the outfield. Any batted ball that leaves the park and strikes the foul pole or foul pole screen above the fence (eight feet) or the scoreboard is considered a home run.
- Any ball hit above the eight foot line on the "batter's eye" wall in center field will be ruled a home run.
- The remainder of the park is completely enclosed.

#### Dugout Area


- Book Rule will apply to any fielder that goes into the dugout after making a legal catch.
- Any ball (batted or thrown) that strikes the padded retaining wall in front of the dugouts is live, provided the ball remains in the playing field and does not enter the dugout.
- A metal retaining railing is set in the concrete area in front of each dugout. Any pitched or thrown ball that strikes the railing is dead. Any pitched or thrown ball that passes through the opening in the dugout area is dead (Book Rule). The Diamond Girls screen at each dugout is a live area unless the ball goes behind the screen, the ball will then be ruled dead.
- Any ball that strikes the metal facing above each dugout is dead.
- Any ball that strikes the brick side facings of each dugout is live.

### UAB All-Time at Young Memorial Field

Year	Record	Pct.	Year	Record	Pct.
1984	19-5	.792	2000	17-13	.581
1985	18-15	.545	2001	20-12	.625
1986	18-11	.621	2002	12-19	.387
1987	16-11	.593	2003	24-8	.750
1988	15-13-1	.534	2004	17-17	.500
1989	19-8	.704	2005	22-10	.688
1990	15-9	.625	2006	12-17	.414
1991	14-14	.500	2007	16-16	.500
1992	30-7	.811	2008	17-13	.581
1993	22-6	.786	2009	17-10	.630
1994	16-11	.593	2010	17-12	.586
1995	20-10	.667	2011	19-9	.679
1996	16-15	.516	2012	20-10	.667
1997	17-10	.630	2013	14-15	.483
1998	16-10	.615	2014	7-3	.700
1999	15-12	.556	2015	8-7	.533
			2016	6-7	.462
			<b>Total</b>	<b>551-354-1</b>	<b>.608</b>

### Pregame Schedule

Game Time	12:00	1:00	2:00	6:30
Batting Practice: UAB	10:00	11:00	12:00	5:00
Batting Practice: Visitors	10:40	11:40	12:40	5:40
BP Cleanup	11:20	12:20	1:20	6:20
Infield: UAB	11:23	12:23	1:23	6:23
Infield: Visitors	11:30	12:30	1:30	6:30
Field Maintenance	11:40	12:40	1:40	6:40
Meeting with Umpires	11:50	12:50	1:50	6:50
National Anthem	12:00	1:00	2:00	6:30





## BRIAN SHOOP

**28TH SEASON OVERALL**

**2007-PRESENT**

**1990-2006**

**1983-1989**

**1981-1982**

**UAB (HEAD COACH)**

**BIRMINGHAM-SOUTHERN (HEAD COACH)**

**MISSISSIPPI STATE (ASSISTANT)**

**MALONE (ASSISTANT)**

**HEAD COACH  
11TH SEASON AT UAB  
MALONE '80**

Entering his 11th season at the helm of the UAB baseball program in 2017, head coach Brian Shoop has molded the Blazers into one of the most successful programs on a regional and national level.

A 27-year veteran in the sport with nearly 1,000 career victories and more than 280 at UAB, Shoop is near the top of the NCAA's career active wins list.

After a highly successful 2014 campaign, Shoop guided the Blazers to the Conference USA Championship game in 2015, the second time in four years the Green and Gold have reached the league's title game.

The C-USA Championship capped what was the program's third 30-win season in the last four years, as UAB finished sixth in the C-USA regular season standings, but used a magical conference tournament run to prove its case as one of the premier programs in one of the toughest leagues in the nation.

While Shoop led the Blazers to a lot of high points throughout the spring, he also garnered a couple of individual accomplishments along the way. He claimed career win No. 950 in April vs. Louisiana Tech, and was also the national recipient of the Jerry Kindall Character in Coaching Award, given annually by the Fellowship of Christian Athletes.

Four Blazers were named All-Conference in 2015, highlighted by James Naile's selection to the first team, Esteban Tresgallo and Adam Lau earning second team honors, and Ryan Ruggles landing a spot on the all-freshman squad.

Under Shoop's guidance, UAB went 9-6 vs. teams in the 2015 NCAA Tournament, including a double-header sweep over Ole Miss in Oxford, three wins over Florida Atlantic, two wins over FIU and two over Rice, claiming that series over the Owls for the first time in four years.

To cap the very successful 2015 season was the MLB Draft, where three Blazers were taken, the most since the 1996 campaign. Senior Alex Luna went in the 10th round to the Kansas City Royals, while junior James Naile was a 20th round selection to the Oakland A's, and Adam Lau was selected by the Boston Red Sox in the 37th round.

In the first 32 years as a program, no UAB player had ever been drafted higher than the 16th round, but within the last five years, under Shoop, four have been taken in the 14th round or higher. To further reinstate the development within the UAB program, all three of those players taken in 2015, were previously undrafted.

In 2014, the UAB baseball team had one of its best seasons in program history. The Blazers recorded 35 wins, their most since 1993, and finished in second place in Conference USA, their best finish in the regular season as a league member. UAB was ranked as high as No. 30 in the nation in the NCBWA Poll. Shoop was named the 2014 Keith LeClair Conference USA Coach of the Year, his ninth conference Coach of the Year award in his coaching career. Five other members of the squad earned postseason recognition from C-USA, including Assistant Coach of the Year Josh Hopper and Pitcher of the Year Chase Mallard. Mallard became the fourth All-American in program history, as well.

It was a record setting season in 2014. UAB set a program record with nine shutouts during the 2014 campaign, which ranked 14th in the nation. The team held a school-best 2.87 ERA, which ranked 24th in the country. The club won 20 games in conference play, a UAB record. In addition, UAB defeated No. 9 Alabama and No. 29 FIU, marking the eighth straight year the club has topped a ranked opponent.

In 2013, Shoop guided the UAB baseball team to its third consecutive appearance in the Conference USA Tournament. For the seventh straight season, the Blazers topped a nationally-ranked program, as UAB defeated No. 18 Rice, 10-9, on May 3, 2013. John Frost became the seventh Blazer to earn All-Conference USA First Team honors under Shoop's watch. Off the field, Ryan Prinzing became the first member of the UAB baseball program to earn Academic All-America honors.

Shoop led the Blazers on a historic run in 2012, guiding the Green and Gold to its first-ever Conference USA Tournament Championship and second NCAA appearance in program history.

In 2012, UAB finished the regular season as the No. 7 seed in the Conference USA Tournament field. The Blazers advanced to the championship game by knocking off nationally-ranked UCF and Tulane before shutting out Memphis, 5-0, to capture the league's tournament crown as the lowest seed to ever win the championship. The 2012 Blazers joined the 1991 squad as the second team to compete in the NCAA Tournament.

His first nine seasons have been marked by significant improvements on the diamond and a high standard of success both in the classroom, in competition, and giving back to the community. Shoop guided UAB to four consecutive winning seasons, marking the longest stretch of finishing above .500 since a span from 1995-98.

UAB put together a 35-win season in 2014, the most in program history since 1993. The Blazers have finished with 30-plus wins in four of the last seven seasons.

In 2012, the Blazers earned four wins against top-20 ranked programs and have defeated 21 nationally ranked team over the past eight seasons. UAB opened 2012 by defeating then-No. 16 Clemson on the road in the season opener. Later in the year, the Blazers defeated UCF on two occasions, when the Knights were ranked 14th in the regular season and 16th in the Conference USA tournament, along with then No. 5 Rice.



Head coach Brian Shoop is one of the winningest active coaches in Division I baseball.



### The Shoop File

Education.....	Malone, 1980
.....	Kent State, 1982
Family.....	Brenda (wife)
.....	Scott and Jesse (sons)
.....	Emily, Hannah, and Sarah (daughters)

### Coaching Experience (28th Season, 11th at UAB)

2007-Present.....	UAB (Head Coach)
1990-2006.....	Birmingham-Southern (Head Coach)
1983-89.....	Mississippi State (Assistant Coach)
1981-82.....	Malone (Assistant Coach)

### Year-By-Year Coaching Record

Year	Team	Record
1990	Birmingham-Southern.....	23-30
1991	Birmingham-Southern.....	33-21
1992	Birmingham-Southern.....	39-17
1993	Birmingham-Southern.....	39-14
1994	Birmingham-Southern.....	45-17
1995	Birmingham-Southern.....	46-16
1996	Birmingham-Southern.....	49-12
1997	Birmingham-Southern.....	48-12
1998	Birmingham-Southern.....	46-13-1
1999	Birmingham-Southern.....	49-18
2000	Birmingham-Southern.....	46-20
2001	Birmingham-Southern.....	55-11
2002	Birmingham-Southern.....	32-20
2003	Birmingham-Southern.....	33-18
2004	Birmingham-Southern.....	47-18
2005	Birmingham-Southern.....	36-21
2006	Birmingham-Southern.....	33-22
2007	UAB.....	25-33
2008	UAB.....	26-34
2009	UAB.....	31-26
2010	UAB.....	28-25
2011	UAB.....	29-28
2012	UAB.....	32-30
2013	UAB.....	23-36
2014	UAB.....	35-21
2015	UAB.....	33-25
2016	UAB.....	21-34
	<b>UAB.....</b>	<b>283-292</b>
	<b>Birmingham-Southern.....</b>	<b>699-300-1</b>
<b>Total</b>		<b>982-592-1</b>

### Winningest Active NCAA D-I Coaches (Pct.)\*

#	Coach, Team.....	Record (Pct.)
1.	Mike Martin, Florida State...	1,898-671-4 (.738)
2.	Mike Fox, North Carolina.....	1,336-487-5 (.732)
3.	Brian O'Connor, Virginia.....	596-223-2 (.727)
4.	Wayne Graham, Rice.....	1,114-466 (.705)
5.	Dan McDonnell, Louisville.....	456-191-0 (.705)
29.	<b>Brian Shoop, UAB.....</b>	<b>982-592-1 (.624)</b>

### Winningest Active NCAA D-I Coaches (Wins)\*

#	Coach, Team.....	Record
1.	Mike Martin, Florida State.....	1,898
2.	Mark Marquess, Stanford.....	1,585
3.	Jim Morris, Miami (Fla.).....	1,535
4.	Mike Fox, North Carolina.....	1,336
5.	Paul Mainieri, LSU.....	1,324
14.	<b>Brian Shoop, UAB.....</b>	<b>982</b>

\* - Entering 2017 Season

In 2010, the Blazers finished in a three-way tie for fifth place in the Conference USA standings, just one game out of third place, and three games out of second. The Blazers just missed the 30-win plateau during the 2011 campaign, ending the year at 29-28 and advanced to the league tournament. The Blazers have advanced to the conference tournament eight times in the past nine seasons under the watch of Shoop.

In 2010, Shoop's Blazers won series against then-No. 4 Rice and eventual College World Series participant Southern Miss. The 2010 season was historic for Shoop in terms of milestone victories. The Blazer skipper earned his 100th UAB victory April 6, 2010 at Alabama and picked up his 800th career victory May 14, 2010 against Tulane.

After earning the Conference USA Tournament crown, Shoop had six players named to the conference All-Tournament team. Prior to 2012, UAB had only five players ever named to the league's postseason all-tournament squad. All-Tournament selections included Ryan Nance, Chase Mallard, John Frost, Jeff Schalk, Keith DePew, and MVP Michael Busby.

Schalk was named to the Conference USA All-Freshman team in 2012, while both DePew and Nance earned the nod on the conference All-Academic team.

Four Blazers earned All-Conference recognition in 2011, led by first-team selection Jamal Austin. Teammates Nick Crawford, Dillon Napoleon and Ryan Woolley earned second-team honors, while John Frost was named to the Conference USA All-Tournament Team. Napoleon also earned the conference's Newcomer of the Year award, the first Blazer to ever earn the honor.

Following the conclusion of the 2011 season, both Austin and Woolley were selected in the Major League Baseball Amateur Draft. Both players were selected in the 13th round with Austin going to the Seattle Mariners and Woolley being picked by the Detroit Tigers. The selections (at the time) marked the second and third highest draft picks in program history, behind only Chris Hammond who was drafted in the sixth round by the Cincinnati Reds in 1986. Under the guidance of Shoop, 16 UAB players have gone on to play in the professional ranks, including Turner Lee and Chase Mallard off the 2014 UAB team, and James Naile, Alex Luna and Adam Lau off the 2015 club.

Since Shoop took over the program in 2007, UAB has racked up 29 All-Conference honors. That season, the Blazers immediately improved from an eighth-place Conference USA finish the previous year to a three-way tie for fourth place, marking the best finish for the program since 1998. A year later, Shoop coached Ryan Keedy to third-team All-American status. Keedy turned in one of the best statistical seasons in UAB history in 2008, leading Conference USA with a .423 batting average and setting a school record with 29 doubles. The eventual 16th-round draft pick of the Chicago Cubs also blasted 10 home runs and drove in 69 runs.

The 2008 season was also highlighted by the Blazers' academic success. UAB earned the Conference USA Sport Academic award for baseball after posting a team GPA of 3.06 for the 2007-08 academic year. The team has continued its success in the classroom with 24 players earning a GPA of 3.0 or better in at least one semester last year. In 2009, UAB pitcher James Oliver was named the Conference USA Scholar-Athlete of the Year for baseball and in 2012 Keith DePew was named UAB's top senior student-athlete.

Through nine seasons as the head coach, Shoop has had 162 players named to the Conference USA Commissioner's honor roll for compiling a 3.0 GPA or better, while 37 student-athletes have earned the league's academic medal for totaling a 3.75 GPA or better. Shoop's squads have compiled team GPA's of over 3.0 in six of eight seasons.

Shoop was appointed as the head coach of the UAB baseball program on June 12, 2006 by Interim Director of Athletics Richard Margison.



The Shoop family: (top row, from left) Joshua Aldy, Emily Aldy, Jesse, Hannah, Sarah, (bottom row, from left) Scott, Brian, Brenda, and Hester (dog)

Shoop came to UAB after serving 17 seasons at the helm of the Birmingham-Southern program, where he compiled a record of 699-300-1 (.700). In November 2008, the school inducted Shoop into its Sports Hall of Fame. The winningest coach all-time at Birmingham-Southern, Shoop won 40 games or more nine times, including an eight-year run from 1994-2001 that was capped off with a 55-win season. He finished with at least 32 wins in 16 of his 17 years at the school with his only sub-32-win season coming in his first campaign back in 1990.

Whether at Birmingham-Southern or now at UAB, Shoop is quick to recognize the contributions of his assistant coaches and their impact on his programs.

"What a blessing it is every day to come to work with our incredible staff," Shoop said. "Perry (Roth), Josh (Hopper) and Coach (Ron) Polk

are an incredible group possessing so much baseball knowledge they daily pass along to our players. But they are even better people, fun to work beside, and they provide a tremendous example to the young men we have the privilege of coaching. Interacting daily with our staff, our support staff and our players makes working at UAB a true joy."



With the move to UAB, Shoop found himself in one of the toughest conferences in the nation. The conference season has always been a time when his teams have shined in the past, capturing a remarkable 209 victories in league play at Birmingham-Southern.

Under Shoop, the Panthers claimed the Big South regular season championship in two of his last three years at Birmingham-Southern (2004 and 2006). His 2004 squad earned a berth in the NCAA Athens Regional following a 47-18 season that made him the recipient of the 2004 Big South Conference Coach of the Year award as well as the ABCA Coach of the Year honor.

When speaking of recruiting the finest talent in the country, Shoop believes UAB is a premier institution to attract quality young men and players.

"When I took the job here, a lot of people would say that I'd have to lower my standards in what we were looking for in young men, and I kept saying, 'Why?'" Shoop said. "We have a 14-point plan and we try to stick to that. We graduated 67 straight players at Birmingham-Southern, and I'm fully committed to these kids getting their UAB degree."

"We try to be pretty thorough through interviews, and I hope that we're not compromising character for ability. We have a higher expectation of our guys off the field than on the field, and we want the school and community to view the UAB baseball program as a source of pride. My experience is that winning has been a by-product of doing things the right way."

Shoop's goal is to instill a winning tradition at UAB that stems from the philosophy of building a well-rounded team.

"We're trying to recruit a pitching staff that gives us a chance to win, and we put a very high value on defense," he said. "We'll try and recruit a balanced offense. I don't really want sluggers like the 'Bronx Bombers' one through nine. I want a combination offense that has a balance between bunting, running and power. I want to be able to attack the game in multiple ways. We want mentally tough guys who are hard workers, and we also try to recruit good families. What their moms and dads are like is important to us."

At Birmingham-Southern, Shoop's teams averaged 41 wins a season and captured nine regular season conference titles and eight league tournament championships. He led his squads to 10 regional appearances and finished no worse than third, with three runner-up finishes and four regional titles. The Panthers were ranked in the final NAIA poll in 10 of Shoop's first 12 seasons, including eight top-10 rankings and four top-five finishes. In 2006, his final season with the Panthers marked the 16th straight winning season for Birmingham-Southern as his team finished 33-22.

In 2001, Birmingham-Southern's final year of NAIA competition, Shoop led the Panthers to a school-record 55 wins on the way to claiming the NAIA National Championship, the program's first-ever national title. Shoop was named the 2001 NAIA National Coach of the Year and Region XI coach of the year from the ABCA. Following the Panthers' run to the 2001 national championship, Shoop was selected to greet President George W. Bush at the Birmingham International Airport during his visit to Alabama and the "Magic City."

Shoop has been the recipient of his fair share of accolades from his peers during his time spent as a head coach. Twice he was named TransSouth Conference Coach of the Year, and he has been honored as the ABCA Mid-South Region Coach of the Year on three occasions. Shoop was named either conference or district coach of the year in seven of his last 11 years at Birmingham-Southern, and he served as the NAIA Southeastern Region Baseball Chairman for four years. In his career, he has been the guest speaker at the ABCA National Convention three times, and in 1996, he was inducted into the Malone (Ohio) College Athletic Hall of Fame.

Before running the Birmingham-Southern program, Shoop served as an assistant coach at Mississippi State under legendary head coach Ron Polk. Over a seven-year span (1983-89), he helped the Bulldogs win three Southeastern Conference (SEC) championships and earn six regional appearances with a College World Series appearance in 1985. During his tenure in Starkville, Shoop coached Major League Baseball standouts Will Clark, Rafael Palmeiro, Jeff Brantley, and Bobby Thigpen and was instrumental in recruiting some of the top players in America.

Shoop has also helped to develop some of the game's top NCAA Division I coaches in Matt Bragga (head coach, Tennessee Tech), Bob Keller (assistant coach, South Alabama), Daron Schoenrock (head coach, Memphis), and Butch Thompson (assistant coach, Mississippi State), to name a few.

"It has been a blessing and privilege to work with coach Shoop," said UAB assistant Perry Roth. "He is, in my opinion, the best coach in all of America. He is incredibly organized and prepared and thinks the game at a different level. What truly separates him is his love for his players and his faith. When you have an opportunity to be around him, you can't help but grow as a coach and grow as a person."

An Ohio native, Shoop began his coaching career at his alma mater, Malone (Ohio) College, where he was an All-District performer. Malone was the Ohio NAIA champion in each of Shoop's six years as a player and coach.

He earned a double degree in physical education and business/economics from Malone and a master's degree in sports administration from Kent State University. He has also completed his doctoral course work in educational leadership at Mississippi State.

Shoop and his wife, Brenda, reside in Birmingham and have five children: Scott, Emily, Hannah, and twins Sarah and Jesse.



Shoop addresses the media following a game at the 2012 NCAA Tallahassee Regional.

### THE SHOOP COACHING TREE

#### NCAA Coaches

Matt Bragga.....	Tennessee Tech (HC)
Ben Drust .....	UAB (Director of Ops.)
Bob Keller .....	South Alabama (AC)
Dillon Napoleon .....	Berry (AC)
Daron Schoenrock.....	Memphis (HC)
Luke Stewart .....	Northern Illinois (AC)
Butch Thompson .....	Auburn (HC)

#### MLB Coaches

Doug Sisson.....	Chicago White Sox (Player Development)
------------------	--

#### High School Coaches

Keith DePew .....	Homewood, Ala. (AC)
Brad Dunn .....	Dalton, Ga. (AC)
Shane Galamore.....	South Paulding, Ga. (HC)
Jared Goodwin .....	Hagerty, Fla. (HC)
Derrick Griffith .....	Hagerty, Fla. (AC)
Matt Lambert .....	Oneonta, Ala. (HC)
Adam Moseley .....	Hoover, Ala. (HC)
Danny Sawyer .....	North Gwinnett, Ga. (AC)
Jared Walker.....	Briarwood Christian, Ala. (AC)
Corey Hamrick.....	Grissom, Ala. (HC)
Shelton Stalls.....	Moody, Ala. (HC)
Jason Estabrook .....	Hillcrest Christian, Miss. (HC)





# PERRY ROTH

**21ST SEASON OVERALL**

**2007-PRESENT**

**2003, 2005-2006**

**2000-2002**

**1998-1999**

**1996-1997**

**UAB (ASSISTANT)**

**BIRMINGHAM-SOUTHERN (ASSISTANT)**

**ILLINOIS STATE (ASSISTANT)**

**SPRINGFIELD CALVARY (ASSISTANT)**

**GREENVILLE (ASSISTANT)**

**ASSISTANT COACH**  
**11TH SEASON AT UAB**  
**GREENVILLE (ILL.) '97**

Perry Roth enters his 11th season as an assistant coach in 2016, serving as the recruiting coordinator under the teachings of Brian Shoop after three seasons at Birmingham-Southern prior to the move to UAB. Roth's responsibilities include hitting instruction as well as working with the Blazers' catchers and playing a vital role in the program's recruiting efforts.

As hitting coach, Roth has guided the Blazers to some impressive offensive numbers in his nine years with the program. Under the assistance of Roth, UAB captured its third 30-win season in the last four years in 2015, which included an incredible march into the 2015 Conference USA Championship game.

Roth coached Adam Lau, an eventual 37th round MLB Draft pick to the Boston Red Sox, who was named to the John Olerud Two-Way Player of the Year Award watch list for his efforts at the plate and on the mound. He was also an All-Conference USA Second Team selection, while catcher and a Louisville Slugger National Player of the Week, Esteban Tresgallo, was also named to All-C-USA Second Team.

Senior outfielders Chase Davis and Jeff Schalk closed the book on their UAB careers, landing spots on the C-USA Championship All-Tournament Team, after very successful careers at the plate and in the 2015 C-USA Tournament.

In 2014, the squad won 35 games, its most since the 1993 season. Outfielder Chase Davis was named All-Conference USA Second Team after leading the club in runs scored (38), doubles (11), and triples (2).

Roth has coached 15 players to All-Conference honors in his nine seasons at UAB, including 2015 second-team selection Adam Lau, 2014 second-team selection Chase Davis and 2013 first-team honoree John Frost. Roth also coached Luke Stewart, who in 2010 was an All-League selection, connecting for 21 home runs and tied the UAB all-time record with 49 in his three-year career. In 2012, Jeff Schalk was named to the league's All-Freshman Team.

The UAB offense really stepped up during the historic run in 2012, hitting .333 as a team during the Conference USA Tournament and drawing more walks (24) than strikeouts (18) during the four-game stretch in Peal, Miss. The Blazers saw three offensive players named to the league's All-Tournament Team in Jeff Schalk, John Frost, and Keith DePew as the Blazers captured the 2012 Conference USA Tournament Championship and advanced to the NCAA Tournament for the first time since 1991.

Under Roth's guidance in 2009, the UAB offense set school records with 461 runs scored and 129 doubles as the Blazers again proved themselves as one of the top hitting teams in Conference USA. The team also cracked the top 10 in the school's single-season team record book for RBI (406, 2nd), walks (284, 3rd), home runs (58, 6th), hits (605, 9th), and batting average (.305, 10th).

He made an immediate impact on the Blazer bats in 2007, helping UAB improve from a .267 team batting average the previous year to a .296 mark. That rise continued the next season as the 2008 team hit .311 and featured nine players better than .300 individually. One of those players Roth tutored was All-American Ryan Keedy, who turned in one of the best statistical seasons in program history with a .423 batting average and a school-record 29 doubles.

Behind the plate, Roth has worked with a pair of Blazer catchers who earned All-Conference honors, Danny Sawyer (2007) and Digger Towe (2009). In 2010, freshman catcher Jacob German threw out 32.4 percent of potential base stealers to lead all Conference USA catchers. Those numbers were amongst the league's best from 2011-12, as the duo of German and Harry Clark threw out 46.9 percent in 2011 and 37.7 percent in 2012.

Roth came to UAB from Birmingham-Southern following the 2006 campaign. In his final season at Birmingham-Southern, the Panthers had a team batting average of .298, while hitting 52 home runs and driving in 96 more runs than their counterparts. In 2005, Birmingham-Southern's Adam Tucker led the Big South Conference in home runs (25) and was second in RBI (73) and total bases (167). Tucker won the NCAA statistical championship for home runs per game.

Before re-joining Shoop's staff at Birmingham-Southern, Roth spent one season at Bradley where he helped guide the Braves' offense to a .301 team batting average. The team improved in virtually every offensive category upon his arrival, scoring 115 more runs than the previous season, while three Braves hitters received All-Missouri Valley Conference honors, including 2004 MVC batting average leader Jon Smith.

In 2003, Roth had his first stint with Shoop at Birmingham-Southern, serving as the Panthers' first base coach. That season, the team posted a 35-16 record in its final year of provisional NCAA membership. In the summer of 2003, Roth led his Athletes in Action team to a runner-up finish in the Alaska Baseball League and a berth in the National Baseball Congress World Series.

Before arriving at Birmingham-Southern for the first time, Roth spent three years as an assistant coach at Illinois State from 2000-02, where he served as the team's hitting and outfield coach in addition to his responsibilities as the program's recruiting coordinator. From 1998-99, he served as the head coach of Springfield Calvary Academy right after being an assistant coach at his alma mater, Greenville College, from 1996-98.

As a player, Roth was a two-time letterwinner at Greenville. Both in 1990 and 1991, Roth and his Greenville teammates reached the National Christian College Athletic Association (NCCAA) championship. Roth graduated from Greenville with a B.S. in physical education in 1997 and he currently resides in Birmingham.





# JOSH HOPPER

**17TH SEASON OVERALL**

**2010-PRESENT**

**2005-2009**

**2003-2004**

**2001-2002**

**UAB (ASSISTANT)**

**BERRY (ASSISTANT)**

**GEORGIA STATE (ASSISTANT)**

**BERRY (ASSISTANT)**

**ASSISTANT COACH  
8TH SEASON AT UAB  
BERRY (GA.) '99**

Josh Hopper enters his eighth season with the Blazers in 2016. He joined the UAB baseball staff as pitching coach in July 2009 after spending the previous five seasons as an assistant coach at his alma mater, Berry College in Rome, Ga.

Hopper has proven himself as one of the most successful pitching coaches not only in Conference USA, but in the nation.

In 2015, Hopper guided a pitching staff that carried the Blazers into the 2015 C-USA Championship. His pitching unit totaled 22 quality starts, allowed three runs or less in half of the team's 58 games, gave up two runs or less on 22 occasions, surrendered just one run in 12 games and posted five shutouts.

The Blazers also set a new program record for the lowest single-season opposing batting average, holding opponents to a .237 clip in 2015. The staff also tallied the fourth-most strikeouts ever in a single season with 403, and posted a team ERA of 3.60 that ranked No. 4 in UAB single-season history.

Three of UAB's four all-conference selections in 2015 were pitchers under Hopper's guidance, as James Naile was a All-C-USA First Team selection. Adam Lau landed a spot on the second team, while freshman southpaw Ryan Ruggles earned a place on the C-USA All-Freshman squad.

The Green and Gold also tied for the most draft picks ever in UAB history, as three players were taken, all previously undrafted, in the 2015 MLB Draft. Alex Luna became the highest pick ever for UAB in the June draft, a 10th round selection to the Kansas City Royals, while James Naile, a 2015 Rawlings/ABCA All-South Region Second Team honoree, was selected by the Oakland A's in the 20th round, and reliever Adam Lau in the 37th round by the Boston Red Sox.

The development within the UAB program, especially under the direction of Hopper as pitching coach, has shown as of late, as the Blazers' four highest draft picks in program history have all come within the last five years. In fact, in the first 32 years as a program, no UAB player was drafted higher than the 16th round, but four have been taken in the 14th round or higher dating back to 2011.

In 2014, Hopper was recognized as the inaugural Conference USA Assistant Coach of the Year. Hopper mentored one of the best pitching staffs in the conference and country. UAB's pitching staff owned a 2.87 ERA, which ranked fourth in C-USA and 24th in the nation. The Blazers made a 2.42 improvement in earned run average from 2013. In addition, its team ERA and opposing batting average (.240) both ranked first in program history for a single season. The squad struck 409 batters on the year, which ranks third in school history, as well.

The squad won 35 games in 2014, its most since 1993 and third-most in program history. In addition, UAB recorded nine shutouts on the year, a program record. Right-handed pitcher Chase Mallard became the first Second Team All-American in school history. Mallard held a 9-3 record, 1.55 ERA, and struck out 94. He was the only pitcher in the nation to record a quality start in each of his 14 starts during the regular season.

In 2012, Hopper guided the UAB pitching staff in capturing its first-ever Conference USA Tournament Championship and advancing to the NCAA Tournament for the first time since 1991. En route to the NCAA Regionals, Hopper saw three pitchers off the 2012 staff earn All-Tournament honors in Michael Busby (MVP), Ryan Nance and Chase Mallard. In the three Conference USA Tournament victories, the Blazer staff registered a miniscule 1.08 ERA and held opponents to a .189 batting average in 25 total innings, including a 5-0 shutout of Memphis in the league's title game.

In addition to the successful postseason run for UAB, Hoppers' staff pitched the most innings in program history (554.1) and recorded the most victories (32) since the 1996 campaign. The Blazers recorded four shutouts, the most since 1993, and issued the fewest walks (207) since 2003 under Hopper.

The 2011 staff featured two right-handed pitchers that were recognized by the league in Ryan Woolley and Dillon Napoleon. Both earned second-team All-Conference honors, while Napoleon became the first UAB player to earn the league's Newcomer of the Year award. Following the season, Woolley was drafted in the 13th round by the Detroit Tigers, becoming the 15th pupil under Hopper's guidance to play professionally.

In 2009, his final season at Berry, Hopper helped the Vikings to the program's first NAIA World Series appearance and a ranking of No. 4 in the final NAIA Baseball Coaches Poll. Berry finished the year 46-16 and Hopper's pitching staff ranked in the top 25 nationally in ERA (4.22) and opponent batting average (.263).

The 2009 Berry staff featured NAIA All-American Matt McCalley, who finished the season with a 10-1 record and a 1.26 ERA. Also the program's career saves leader, McCalley is the second All-American coached by Hopper, joining Tim Borders (2001). In 2008, Hopper coached Collin McHugh, who was selected by the New York Mets in the 18th round of the 2008 Major League Baseball Draft.

Hopper's pitchers are known for their command of the strike zone, with his 2006 Berry staff leading the nation in fewest walks per game and the 2008 version ranking 13th in the country in that category. In his five-year stint with the Vikings, Hopper's pitching staffs averaged 290 strikeouts a year to just 141 walks.

As a player at Berry in the late 1990s, Hopper pitched his way to All-Conference honors three times and finished his career ranked in the top five on the school's all-time wins and strikeouts lists. He helped the Vikings to three NAIA regional tournament appearances.


Following his collegiate career, Hopper spent two years in the New York Mets' minor league system. He was a member of a championship team in 1999 with the Mets' Gulf Coast League squad, then split the 2000 season between the Capital City Bombers of the South Atlantic League and the Pittsfield Mets of the New York-Penn League.

Hopper graduated from Berry in 1999 with a bachelor's degree in health and physical education. He earned a master's degree in exercise science from Georgia State in 2004. Hopper was married in July 2006 to the former Kylie Bivens, and the couple has two sons, Kase and Baylor, and one daughter, Kameron.



The Hopper family (from left to right): Kameron, Kylie, Kase, Josh, Baylor





# RON POLK

**44TH SEASON OVERALL**

**2009-PRESENT**

**1976-1997, 2002-2008**

**2000-2001**

**1972-1975**

**UAB (VOLUNTEER ASSISTANT)**

**MISSISSIPPI STATE (HEAD COACH)**

**GEORGIA (HEAD COACH)**

**GEORGIA SOUTHERN (HEAD COACH)**

**VOLUNTEER ASSISTANT  
9TH SEASON AT UAB  
GRAND CANYON '65**

Legendary Mississippi State baseball coach Ron Polk, the winningest coach in any sport in the history of the Southeastern Conference, enters his eighth season as UAB's volunteer assistant coach. Polk came to UAB in the summer of 2008 after announcing his retirement from the Mississippi State program.

A veteran of postseason play, Polk helped the Blazers advance to the NCAA Tournament in 2012 for the first time since 1991. The Blazers made the NCAA Regional in Tallahassee, Fla., hosted by Florida State, by capturing the Conference USA Tournament Championship to receive an automatic bid.

"It has been a personal highlight in life for me to be able to learn under Coach Polk in the 80's at Mississippi State and now work with him again at UAB," head coach Brian Shoop said. "I have more respect for Coach Polk than any coach in college baseball. No one has had more of an influence on our game and on countless young coaches, including myself. Our players love him and appreciate the sacrifices he makes to be involved with the UAB baseball program. We are better in so many ways because of Coach's decision to donate his time to Blazer baseball."

In July 2009, Polk was inducted into the College Baseball Hall of Fame. He is also a member of the American Baseball Coaches Association (ABCA) Hall of Fame, having been inducted in 1995. In 1988, he was presented with the Lefty Gomez Award, the highest award given by the ABCA.

Polk retired from Mississippi State in 2008, following his 29th season at the school. He currently ranks ninth all-time in NCAA Division I career head coaching victories.

Polk concluded his 35-year career as a head coach with a career record of 1,373-700-2 (.662). In his career, which also included stints at Georgia Southern (1972-75) and Georgia (2000-01), Polk led his teams to a total of eight College World Series appearances, five SEC championships, and 23 Regional appearances. He is one of only three coaches in college baseball history to take three different programs to the College World Series.

Polk mentored current UAB head coach Brian Shoop when the Blazer skipper was on his staff at Mississippi State from 1983-89. The Bulldogs won three SEC championships and made one trip to the College World Series during that time.

At Mississippi State, Polk recruited and coached some of the game's all-time greats, including Major League standouts Jeff Brantley, Will Clark, Rafael Palmeiro, Bobby Thigpen, and Jonathan Papelbon. Those are just a few of the 185 of his former players that have signed professional contracts and a few of the 23 that have played in the Major Leagues.

A three-time National Coach of the Year, Polk held the position of Assistant Athletics Director for Special Projects at Mississippi State following his team's College World Series run in 1997. While in that position, Polk spearheaded a successful campaign to expand Polk-DeMent Stadium in Starkville. He returned to coaching at Georgia in 2000, where he spent two years before making the move back to Mississippi State for his final seven seasons.

Perhaps Polk's most talented Mississippi State squad ever was the 1985 version. That club finished the year 50-15 and was SEC champion before going on to appear in the College World Series. The 1985 Bulldogs club featured future major league stars Brantley, Clark, Palmeiro, and Thigpen.

In his 35 years as a college baseball coach, Polk produced 35 All-Americans and more than 75 All-SEC performers.

In addition to Polk's work in the collegiate ranks, the Boston, Mass., native has completed seven tours as a member of the coaching staff for the USA National Baseball Team, twice serving as head coach. Two of the teams he coached represented the United States in the Olympics.

Polk has also impacted the college baseball world through his literary work. He has authored "The Baseball Playbook," the nation's leading college textbook for baseball, and is featured in the book, "6 Psychological Factors for Success: America's Most Successful Coaches Reveal the Path to Competitive Excellence."



Polk won 1,373 games as a head coach, which ranks ninth in NCAA Division I history.





# JOHN FROST

**4TH SEASON OVERALL**

**2015-PRESENT**

**2013-2015**

**UAB (DIRECTOR OF OPS)**

**ALABAMA (GRADUATE ASSISTANT)**

**DIRECTOR OF OPS  
2ND SEASON AT UAB  
UAB '13**

Former UAB student-athlete John Frost enters his second season on staff with the program in the 2016 season after being named Director of Operations in the summer of 2015.


Frost was a four-year starter for the Blazer program. He played in the designated hitter role as a freshman, played first as a sophomore and junior, and moved to third for his senior campaign. He was named an All-Conference USA First Team honoree in 2013 and was also a C-USA All-Freshman honoree in 2010.

The Decatur, Ala. native earned C-USS All-Tournament team honors in back-to-back seasons in 2011 and 2012, helping lead the Blazers to the C-USA Championship as a junior.

Frost finished his Blazer career with 214 starts in 222 games, and a .298 batting average at the plate. He totaled more than 150 RBI and is UAB's all-time leader in at-bats with 860. He also ranks in the UAB career top-10 list in hits (256), doubles (46), RBI (159) and total bases (346).

From 2013-15, he spent time at the University of Alabama as a Graduate Assistant.

Frost will oversee all logistical aspects of the program, including team travel, maintaining Young Memorial Field, and organizing both fall and summer camps for the Blazers.



John Frost taking a swing during his senior campaign in 2013.

**2012 CONFERENCE USA CHAMPIONS**





From Left to Right

**Top Row:** Perry Roth, Josh Hopper, Billy Roe, Stewart Young, John Frost, Carson Jones, Matthew Calvert, Isaiah Gonzales-Montoya, Tyler Gates, Brewer Hicklen, Kyle Davis, Jake Maddox, Jesse Shoop, Brian Shoop, Ron Polk

**Middle Row:** Carter Pharis, Brett Blackwood, Eric Henderson, Sylvester Toe, Austin Thomas, Zack Davis, Adam Lamar, Garrett Whitlock, Ryan Ruggles, Tanner Graham, Antonio Ralat, Dylan Munger, Jim Jeffries, Luke Eigsti

**Bottom Row:** Thomas Lowery, Price Visintainer, Stephen Dobbs, Blake Johnson, Pierce Ressimyer, Tyler Tolbert, Riley McCown, Thomas Johns, Colton Schultz, Griffin Blake, Jared Nixon, Cory Eller, Nathan Anthes

### Alphabetical

No.	Player	Pos.	Ht.	Wt.	B/T	Cl.	Hometown/Last School
34	Nathan Anthes	C/3B	5-8	190	R/R	Fr.	Marietta, Ga./Lassister
8	Brett Blackwood	INF	6-1	195	R/R	R-So.	Hartselle, Ala./Hartselle
36	Griffin Blake	INF	5-11	162	R/R	Fr.	Huntsville, Ala./Buckhorn
21	Matthew Calvert	LHP	6-1	225	R/L	So.	Springville, Ala./Clay-Chalkville
42	Kyle Davis	RHP/1B	6-3	235	R/R	So.	Brewton, Ala./T.R. Miller
9	Zack Davis	OF/1B	6-3	210	L/R	R-Fr.	Kearney, Mo./Kearney
26	Stephen Dobbs	C/3B	5-9	184	R/R	Jr.	Hoover, Ala./Wallace-Hanceville CC
12	Luke Eigsti	OF/RHP	6-2	195	R/R	So.	Scottsdale, Ariz./Saguaro
14	Cory Eller	RHP	5-9	170	R/R	R-Sr.	Niceville, Fla./Niceville
3	Tyler Gates	RHP	6-0	203	R/R	R-Jr.	Northport, Ala./Shelton State CC
29	Isaiah Gonzales-Montoya	RHP	6-0	167	R/R	Jr.	Denver, Colo./Butler CC
16	Tanner Graham	RHP	6-3	212	R/R	So.	Killen, Ala./Brooks
22	Eric Henderson	RHP	6-1	205	R/R	R-Jr.	Marietta, Ga./Marietta
10	Brewer Hicklen	OF	6-2	208	R/R	R-So.	Huntsville, Ala./Huntsville
44	Jim Jeffries	C	6-2	198	R/R	Fr.	Mokena, Ill./Providence Catholic
27	Thomas Johns	C/1B	6-0	248	L/R	Fr.	Pinson, Ala./Clay-Chalkville
6	Blake Johnson	INF	5-9	170	R/R	R-So.	Phenix City, Ala./Central
18	Carson Jones	RHP	6-1	208	R/R	R-Jr.	Moulton, Ala./Calhoun CC
17	Zakez Jones	INF	5-7	205	R/R	So.	Birmingham, Ala./Center Point
31	Adam Lamar	LHP	6-4	175	L/L	R-Sr.	Rogersville, Ala./Lauderdale County
41	Thomas Lowery	LHP	5-9	183	L/R	Sr.	Birmingham, Ala./Pelham
24	Riley McCown	OF	5-11	191	L/R	Sr.	Fayetteville, Tenn./Volunteer State CC
33	Dylan Munger	LHP	6-2	200	L/L	R-Sr.	Muscle Shoals, Ala./Muscle Shoals
20	Jared Nixon	OF	6-0	180	L/R	So.	Deatsville, Ala./Marbury
5	Carter Pharis	INF	6-1	200	R/R	So.	Trussville, Ala./Hewitt-Trussville
1	Antonio Ralat	INF	6-2	195	R/R	So.	San Juan, P.R./Palm Beach State
23	Pierce Ressimyer	C	5-10	190	R/R	Sr.	Columbus, Ga./GSU Perimeter
15	Ryan Ruggles	LHP	6-3	202	L/L	Jr.	Sheffield, Ala./Sheffield
30	Colton Schultz	OF/INF	6-0	182	L/R	Fr.	Huntsville, Ala./Huntsville
25	Austin Thomas	RHP	6-2	203	R/R	Sr.	Smiths, Ala./Chattahoochee Valley CC
28	Sylvester Toe	RHP/OF	6-3	210	R/R	Fr.	Douglasville, Ga./Landmark Christian
2	Tyler Tolbert	INF	5-11	150	R/R	Fr.	Trussville, Ala./Hewitt-Trussville
19	Price Visintainer	INF	5-9	175	R/R	Jr.	Vestavia Ala./Shelton State CC
11	Garrett Whitlock	RHP	6-4	192	R/R	So.	Snellville, Ga./Providence Christian



### Numerical

No.	Player	Pos.	Ht.	Wt.	B/T	Cl.	Hometown/Last School
1	Antonio Ralat	INF	6-2	195	R/R	So.	San Juan, P.R./Palm Beach State
2	Tyler Tolbert	INF	5-11	150	R/R	Fr.	Trussville, Ala./Hewitt-Trussville
3	Tyler Gates	RHP	6-0	203	R/R	R-Jr.	Northport, Ala./Shelton State CC
5	Carter Pharis	INF	6-1	200	R/R	So.	Trussville, Ala./Hewitt-Trussville
6	Blake Johnson	INF	5-9	170	R/R	R-So.	Phenix City, Ala./Central
8	Brett Blackwood	INF	6-1	195	R/R	R-So.	Hartselle, Ala./Hartselle
9	Zack Davis	OF/1B	6-3	210	L/R	R-Fr.	Kearney, Mo./Kearney
10	Brewer Hicklen	OF	6-2	208	R/R	R-So.	Huntsville, Ala./Huntsville
11	Garrett Whitlock	RHP	6-4	192	R/R	So.	Snellville, Ga./Providence Christian
12	Luke Eigsti	OF/RHP	6-2	195	R/R	So.	Scottsdale, Ariz./Saguaro
14	Cory Eller	RHP	5-9	170	R/R	R-Sr.	Niceville, Fla./Niceville
15	Ryan Ruggles	LHP	6-3	202	L/L	Jr.	Sheffield, Ala./Sheffield
16	Tanner Graham	RHP	6-3	212	R/R	So.	Killen, Ala./Brooks
17	Zakez Jones	INF	5-7	205	R/R	So.	Birmingham, Ala./Center Point
18	Carson Jones	RHP	6-1	208	R/R	R-Jr.	Moulton, Ala./Calhoun CC
19	Price Visintainer	INF	5-9	175	R/R	Jr.	Vestavia Ala./Shelton State CC
20	Jared Nixon	OF	6-0	180	L/R	So.	Deatsville, Ala./Marbury
21	Matthew Calvert	LHP	6-1	225	R/L	So.	Springville, Ala./Clay-Chalkville
22	Eric Henderson	RHP	6-1	205	R/R	R-Jr.	Marietta, Ga./Marietta
23	Pierce Ressmeyer	C	5-10	190	R/R	Sr.	Columbus, Ga./GSU Perimeter
24	Riley McCown	OF	5-11	191	L/R	Sr.	Fayetteville, Tenn./Volunteer State CC
25	Austin Thomas	RHP	6-2	203	R/R	Sr.	Smiths, Ala./Chattahoochee Valley CC
26	Stephen Dobbs	C/3B	5-9	184	R/R	Jr.	Hoover, Ala./Wallace-Hanceville CC
27	Thomas Johns	C/1B	6-0	248	L/R	Fr.	Pinson, Ala./Clay-Chalkville
28	Sylvester Toe	RHP/OF	6-3	210	R/R	Fr.	Douglasville, Ga./Landmark Christian
29	Isaiah Gonzales-Montoya	RHP	6-0	167	R/R	Jr.	Denver, Colo./Butler CC
30	Colton Schultz	OF/INF	6-0	182	L/R	Fr.	Huntsville, Ala./Huntsville
31	Adam Lamar	LHP	6-4	175	L/L	R-Sr.	Rogersville, Ala./Lauderdale County
33	Dylan Munger	LHP	6-2	200	L/L	R-Sr.	Muscle Shoals, Ala./Muscle Shoals
34	Nathan Anthes	C/3B	5-8	190	R/R	Fr.	Marietta, Ga./Lassister
36	Griffin Blake	INF	5-11	162	R/R	Fr.	Huntsville, Ala./Buckhorn
41	Thomas Lowery	LHP	5-9	183	L/R	Sr.	Birmingham, Ala./Pelham
42	Kyle Davis	RHP/1B	6-3	235	R/R	So.	Brewton, Ala./T.R. Miller
44	Jim Jeffries	C	6-2	198	R/R	Fr.	Mokena, Ill./Providence Catholic

### Coaches

7 Brian Shoop	Head Coach (11th Season)
4 Perry Roth	Assistant Coach (11th Season)
13 Josh Hopper	Assistant Coach (8th Season)
35 Ron Polk	Volunteer Assistant Coach (9th Season)
John Frost	Director of Operations (2nd Season)

### Pronunciation Guide

1 Antonio <b>Ralat</b>	Ra-lot
5 Carter <b>Pharis</b>	FAIR-is
17 <b>Zakez</b> Jones	Za-KEZ
18 Luke <b>Eigsti</b>	eye-g-stee
19 Price <b>Visintainer</b>	Vision-TAY-ner
34 Nathan <b>Anthes</b>	An-This





Antonio Ralat & Blake Johnson

overall record and 12-18 in C-USA play. The Green & Gold were competitive even in their losses, posting a 3-11 in one-run games in 2016.

"That's a fine line," said Shoop. "There is such a fine line between being good and not. Our record in one-run games could've flipped either way. We beat the Big 10 Champion (Ohio State) on the road, Rice on the road, the Conference USA Champion (Southern Miss) two-out-of-three at home, another NCAA Regional participant (Louisiana Tech) two-out-of-three at home. It's a fine line, but I feel good about our team. I think we will be super competitive if things fall into place."

The only two Blazers to start all 55 games a season ago return for UAB. Carter Pharis and Brewer Hicklen each enter their second seasons. Pharis led the team with a .297 average last season while also pacing the way with 36 RBI. The sophomore earned All-League honors in the Valley League over the summer. Hicklen, who split duties with the UAB football team this fall as a wide receiver, batted .289 last year with a team-high 37 runs, 22 steals and four triples on his way to Conference USA All-Freshman Team honors.

The UAB pitching staff returns over 90 percent of its innings pitched from last season. Former All-Conference USA honoree Ryan Ruggles returns after his first full season as a starter where he posted a 6-4 record with a 4.18 ERA and 44 strikeouts over 71 innings. Thomas Lowery leads the bullpen after posting eight saves last year with a 2.82 ERA across 51 innings.

Shoop embarks on his 11th season with UAB and 28th year as a head coach. He enters the season just 18 wins shy of reaching 1,000 career victories and 17 wins away from 300 in the Green & Gold.

The Blazers will hold their first practice this Friday, January 27. The practice will begin at 1:30 p.m. and is open to the media and the public.

The Conference USA Tournament is hosted by the Golden Eagles this year in Biloxi, Miss., at MGM Park. The top eight teams in the conference make the tournament, which will be held May 24-28.

### INFIELDERS

The UAB baseball team will be looking at a brand new infield for the 2017 campaign. The Blazers will be implanting three new starters outside of returnee Carter Pharis.

#### Projected Starters (alphabetical order if multiple listed)

**First Base:** Brett Blackwood/Thomas Johns/Carter Pharis  
**Second Base:** Blake Johnson/Tyler Tolbert/Price Visintainer  
**Shortstop:** Blake Johnson/Antonio Ralat  
**Third Base:** Price Visintainer/Carter Pharis

"We turnover our infield with a new group," said head coach Brian Shoop. "Carter played every game at four different spots last season. He needs to be in our lineup and I think would hit in the middle of our lineup. He will play a huge role, we're just not sure which position."

Pharis is the only starter returning after starting in all 55 games last season and leading UAB with a .297 average, 36 RBI and 13 doubles. He added 23 runs, two home runs and was a perfect 7-for-7 in stolen bases. The sophomore played third base over the summer in the Valley League on his way to All-Star honors and was named the 12th-best pro prospect in the league. Pharis has been splitting reps between third base and first base and is slated to play for the Y-D Red Sox of the Cape Cod League this upcoming summer.

Blake Johnson is the only other infielder that played for the Blazers last season. Johnson was an All-Star this summer in the California Collegiate League playing shortstop but has also spent time at second base for

Shoop.

Brett Blackwood is the only other returnee in the mix. Blackwood sat out with an injury a year ago after playing in 21 games as a freshman.

Four newcomers will all be in the mix for playing time. Price Visintainer, regarded by his JUCO head coach Bobby Sprowl as the most valuable player on Shelton State last year, brings a well-rounded skillset to the mix and is competing for the job at second base. Antonio Ralat looks the part of a major leaguer, standing 6-2 and 195 lbs. The Puerto Rico native is a strong athlete who played last season at Palm Beach State and is the early favorite to start at shortstop.

Tyler Tolbert was the 7A Player of the Year in Alabama last year after leading Hewitt-Trussville to a State Championship. He is arguably the fastest player on the team alongside outfielder Brewer Hicklen, as each have been clocked at 6.5-seconds in the 60 Yard Dash. Tolbert's gifted athleticism shows up on the base paths (41 stolen bases as a senior) and defensively (finished the fall with the best fielding percentage of anybody on the team).

The most open competition comes at first base. If Pharis sticks at third base, it opens the possibility for the likes of Blackwood or Thomas Johns to play first base. Neither played for the Blazers last season, as Blackwood sat out with an injury and Johns is a freshman. Each adds a different dynamic at the plate as Blackwood hits right-handed and Johns hits from the left side.

Zack Davis and Colton Schultz, who are each competing primarily for playing time in the outfield, have also received reps at first base.

"You're hearing youth, but talented, athletic, and competitive," summarized Shoop. "We have flexibility and can make some moves."

### OUTFIELDERS

Two starters return from last season in the outfield including its most productive hitter, Brewer Hicklen.

#### Projected Starters (alphabetical order if multiple listed)

**Left Field:** Riley McCown  
**Center Field:** Brewer Hicklen  
**Right Field:** Zack Davis - Luke Eigsti - Colton Schultz  
**Designated Hitter:** Jared Nixon

Hicklen is expected to man center field again after starting all 55 games a year ago as a freshman. He batted .289 with a team-high 37 runs, four triples, 38 walks, and 22 stolen bases. The redshirt sophomore also hit three home runs, drove in 26, and added seven doubles.

Hicklen is also a member of the UAB football team and spent the fall practicing with both sports. He was recently tabbed the seventh-best overall prospect and fourth-best position player in Conference USA by D1Baseball.com.

"Brewer, statistically, was our best player last year," said Shoop. "Now that he is full-time baseball again, we hope he can be at the level he played at last year. He's so good defensively and in a leadership capacity that we really want and need him in center field for us."


McCown made 49 starts last season across 52 games. The senior hit .214, scored 23 times (third on the team), hit one home run and had 15 RBI.

McCown and Hicklen were stalwarts defensively in 2016, each committing just one error in a combined 233 attempts.

"Riley had a really good defensive year last year, but not really good offensively," stated Shoop. "He had a tremendous offensive fall so we hope and think he is primed to have a special year. We anticipate and hope that he hits somewhere in the middle of the line-up."

The Blazers lost right fielder Griffin Gum to graduation. Gum excelled last year hitting .289 with three home runs and 32 RBI while committing only two errors in 129 chances.

McCown is preparing to play either left or right field, depending on whom else emerges as the third starter.



Brewer Hicklen



"You could make a case that we return a third starter in Jared Nixon although he DH'ed the majority of the time," said Shoop. "He played a lot last year for us and was an all-star this summer in the Great Lakes League. But he is rebounding from a knee injury that forced him to miss the fall. That third spot is still very much in play."

The rest of the outfield group consists mainly of youngsters who will be in the mix for playing time. Zack Davis, Luke Eigsti and Colton Schultz are each vying for playing time while Price Visintainer is viewed as a good enough athlete by the coaching staff to move into the outfield if need be.

"Each brings something to the table and are all in the mix," stated Shoop. "We have depth this time around so we can withstand an injury or if a guy hits a slump."



Adam Lamar

### PITCHERS & CATCHERS

The team returns over 90 percent of its innings from a season ago and a pitching staff that had a 4.06 ERA last season, the sixth-lowest in program history. The Blazers have pieced together three straight seasons of top six marks in ERA but also enter the year with no returnees at catcher.

**Projected Starters** (alphabetical order if multiple listed)

**Catchers:** Nathan Anthes - Stephen Dobbs - Jim Jeffries - Pierce Ressmeyer

**Weekend Starters:** Ryan Ruggles - Garrett Whitlock

**Other Starters:** Kyle Davis - Isaiah Gonzales-Montoya - Tanner Graham - Adam Lamar - Thomas Lowery - Austin Thomas

**Bullpen:** Matthew Calvert - Cory Eller - Carson Jones - Lowery - Dylan Munger - Sylvester Toe

"I've always believed pitching and defense is the equalizer," said head coach Brian Shoop. "If you're good in those two areas, you can compete with anybody. When we've been good, we've been good pitching. We think we have a chance to be good again."

The Blazers will feature a new face behind the plate, but a quality athlete no matter who gets the majority of the starts this season. Stephen Dobbs, cousin of former Tennessee quarterback Joshua Dobbs and fellow Blazer Tyler Tolbert, is likely to be the starter opening weekend after transferring in from Wallace-Hanceville Community College. Nathan Anthes (younger brother of former Duke catcher Reed Anthes), Jim Jeffries (part of the first program in Illinois to win three state championships in a row in over 75 years), and Pierce Ressmeyer (senior transfer who batted .303 at GSU Perimeter last season) are competing for playing time at catcher as well.

"We lost our whole catching core," said Shoop. "We have three freshmen catchers and a senior transfer. It could go a lot of directions."

Garrett Whitlock will be the opening day starter for the Blazers versus Creighton. The sophomore is a right-hander that pitched well across 25 games last season with one start. Whitlock posted a 3.00 ERA and 4-5 record with 46 strikeouts over 51 innings. He will look to build upon the momentum built at the end of last season, as he allowed just one run over his final three appearances (5.2 innings). Whitlock was rated the sixth-best prospect and third-best pitching prospect in Conference USA by D1baseball.com entering the year.

Left-handed Ryan Ruggles will take the mound on Saturday. "Rugs" pitched in 17 games a year ago with 15 starts, led the team with a 6-4 record and held a 4.18 ERA over 71 innings with 44 strikeouts and only a single home run allowed.

UAB has yet to officially tab a Sunday starter but have a plethora of options. Adam Lamar (LHP) split his time between starting (10 games) and the bullpen (12 appearances) last season and held a 2.93 ERA, the lowest mark on the team among starters. Austin Thomas (RHP) is another familiar option after pitching in 16 games with five starts a year ago. The Blazers may also turn to JUCO righty Carson Jones (ACCC 2016 Pitcher of the Year) or to lefty Thomas Lowery, who has been a fiend out of the bullpen over his career, ranking third in UAB history with 15 saves, eight of which came last year. Tanner Graham, last year's opening day starter, is another right-handed option.

"Our guys competed but we took some lumps and weren't as good last year," added Shoop. "This year, we return the majority of our meaningful innings. We had the majority of our pitching staff decide to stay over the summer because they wanted to train here. We have experience, hunger and commitment. Time will tell if we have another Chase Mallard or James Naile. You have to earn that and do that over the season. We're not sure of that yet, but we're going to have good depth and think it'll be the best depth we've ever had."





# CORY ELLER

**REDSHIRT SENIOR**  
**NICEVILLE, FLA. - NICEVILLE**

**RHP**  
**5-9, 170 LBS.**  
**R/R**

### JUNIOR SEASON (2016)

Appeared in 12 games all out of the bullpen... Totaled 16 innings on the mound and tallied 12 strikeouts

### REDSHIRT SEASON (2015)

Appeared in five games and started one before being sidelined due to injury... Totaled a 2.70 ERA in the 6.2 innings he pitched... Allowed two earned runs and struck out 10 with an opponent batting average of .200... Factored in the 7-1 victory at Troy (March 10), with five strikeouts in 1.2 innings pitched... Started the final game of the series at Middle Tennessee (March 15), before sitting out the remainder of 2015

### SOPHOMORE SEASON (2014)

Made 29 appearances on the mound, all in relief... That mark ranked tied for sixth all-time for single season appearances... Owned a 2-4 record with a 3.29 ERA in 41.0 innings pitched... Recorded four saves, which ranked second on the squad... Struck out 37 batters, which was fifth best on the team... Matched his career-high with four strikeouts against UT-Martin (Feb. 16)

### FRESHMAN SEASON (2013)

One of two true freshmen to earn playing time during the 2013 season... Made 21 appearances on the mound, all coming out of the bullpen... Held a 4-2 record with a 5.36 ERA in 47.0 innings pitched... Ranked second on the team in victories... Recorded his first win of his collegiate career, going 3.0 innings, striking out three, and surrendering only one run against St. Joseph's (March 5)

### HIGH SCHOOL

Played for head coach Cory Hamrich at Niceville HS... Earned Under Armour Preseason All-American honors... Was named an honorable mention All-American at the Under Armour All-American Tournament... Participated in Subway East vs. West game... Posted a 3.12 ERA with 27 strikeouts and 10 walks in 33 innings pitched in 2012... As a junior, hit .375 with a home run and five doubles... Served as team captain during his senior season

### PERSONAL

Born Cory Taylor Eller... Birthday is Feb. 19, 1994... Son of Sherman and Laurie Eller... Has two brothers and two sisters... Majoring in business

### CAREER STATS

Year	avg	gp-gs	ab	r	h	2b	3b	hr	rbi	tb	slg%	bb	hbp	so	gdp	ob%	sf	sh	sb-att	po	a	e	fld%
2013	.000	0-0	0	0	0	0	0	0	0	0	.000	0	0	0	0	.000	0	0	0-0	2	11	0	1.000
2014	.000	0-0	0	0	0	0	0	0	0	0	.000	0	0	0	0	.000	0	0	0-0	2	5	0	1.000
2016	.000	16-0	0	0	0	0	0	0	0	0	.000	0	0	0	0	.000	0	0	0-0	3	1	0	1.000
TOTAL	.000	16-0	0	0	0	0	0	0	0	0	.000	0	0	0	0	.000	0	0	0-0	7	17	0	1.000

Year	era	w-l	app	gs	cg	sho	sv	ip	h	r	er	bb	so	2b	3b	hr	bf	bavg	wp	hbp	bk	sfa	sha
2013	5.36	4-2	21	0	0	0/1	1	47.0	44	33	28	22	35	14	3	0	214	.251	4	11	1	1	5
2014	3.29	2-4	29	0	0	0/4	4	41.0	34	20	15	15	37	5	0	0	177	.228	5	6	1	3	3
2015	2.70	0-0	5	1	0	0/0	3	6.2	4	2	2	5	10	0	0	0	28	.200	0	0	0	1	2
2016	8.44	0-2	12	0	0	0/0	0	16.0	15	15	15	14	12	5	1	2	81	.250	1	4	0	2	1
TOTAL	4.88	6-8	67	1	0	0/5	8	110.2	97	70	60	56	94	24	4	2	500	.240	10	21	2	7	11





# ADAM LAMAR

**REDSHIRT SENIOR**  
**ROGERSVILLE, ALA. - LAUDERDALE COUNTY**

**LHP**  
**6-4, 175 LBS.**  
**L/L**

## JUNIOR SEASON (2016)

Predominant part of a pitching staff that had the sixth-lowest ERA in school history for a single year (4.06 ERA)... Appeared in 22 games with 10 starts... Posted a 3-4 record to go with a 2.93 ERA... Totaled 55.1 innings, struck out 31 batters while walking only 22... Opponent batting average of .221 was the second lowest on the team for pitchers with more than 10 appearances... Pitched a season-high 5.1 inning against FIU on May 13, 2016, allowing no runs and striking out two... Earned wins against Ohio, Troy and Alabama A&M, not allowing a single run in those three contests

## SOPHOMORE SEASON (2015)

Appeared in 12 games on the mound... Totaled a 5.88 ERA in 26 innings pitched... Allowed 17 earned runs and struck out 18... Got the start in game two of the doubleheader at Ole Miss (March 24) and went 2.2 IP with one run allowed and three strikeouts

## FRESHMAN SEASON (2014)

Appeared in 12 games for the Blazers on the mound... Finished the year with a 2-1 record and 5.23 ERA... Allowed 12 earned runs and struck out 18 in 20.2 IP

## REDSHIRT SEASON (2013)

Did not see any action during his redshirt season... Played summer baseball for the Woodstock River Bandits in the Valley Baseball League

## HIGH SCHOOL

Played for Trent Patterson at Lauderdale County HS... Two-time Second Team All-State by the AHSAA... First Team All-Area three times by The Florence Times Daily... Scored 66 runs as a senior, a mark that ranked among the top 40 all-time in AHSAA history... Selected to play in the 2011 AHSAA North vs. South All-Star Game... On the mound, he recorded an 8-3 record his senior season with a 1.74 ERA... Hit .392 with 48 RBI and 24 doubles his junior season, the latter number is tied for the 14th-most in a single season in AHSAA history... Struck out 17 in his first career no-hitter on March 4, 2011, against Cherokee... Helped his team to the area championship in 2012 and made it to the Class 3A semifinals in 2011

## PERSONAL

Adam Clay Lamar... Born Feb. 19, 1994... Son of Eddie and Vanessa Lamar... Has one brother... Business Management

## CAREER STATS

Year	avg	gp-gs	ab	r	h	2b	3b	hr	rbi	tb	slg%	bb	hbp	so	gdp	ob%	sf	sh	sb-att	po	a	e	fld%
2014	.000	0-0	0	0	0	0	0	0	0	0	.000	0	0	0	0	.000	0	0	0-0	1	4	0	1.000
2015	.000	0-0	0	0	0	0	0	0	0	0	.000	0	0	0	0	.000	0	0	0-0	2	7	0	1.000
2016	.000	22-10	0	0	0	0	0	0	0	0	.000	0	0	0	0	.000	0	0	0-0	3	17	1	.952
TOTAL	.000	22-10	0	0	0	0	0	0	0	0	.000	0	0	0	0	.000	0	0	0-0	6	28	1	.971

Year	era	w-l	app	gs	cg	sho	sv	ip	h	r	er	bb	so	2b	3b	hr	bf	bavg	wp	hbp	bk	sfa	sha
2014	5.23	2-1	12	2	0	0/0	0	20.2	23	12	12	16	18	8	1	1	95	.295	1	1	1	0	0
2015	5.88	0-0	12	1	0	0/0	0	26.0	27	18	17	15	18	7	0	3	121	.276	1	5	0	0	3
2016	2.93	3-4	22	10	0	0/3	0	55.1	42	20	18	22	31	9	1	2	230	.221	1	7	0	3	8
TOTAL	4.15	5-5	46	13	0	0/3	0	102.0	92	50	47	53	67	24	2	6	446	.251	3	13	1	3	11





# THOMAS LOWERY

## SENIOR

### BIRMINGHAM, ALA. - PELHAM

LHP  
5-9, 183 LBS.  
R/L

Ranks third in saves (15), fourth in relief appearances (67) and seventh in pitching appearances (70) in UAB history

#### JUNIOR SEASON (2016)

Served predominately as the Blazers closer as he notched eight saves, the most in a single-season for the Blazers since 2012... Appeared in 22 games with two starts... ERA (2.82) and walks (21) were the lowest on the team for players with 10 or more appearances... Earned 49 strikeouts over 51 innings pitched... Exceptionally strong from mid to late season, allowing just five runs over his final 15 appearances (1.30 ERA) and never giving up more than a single run in that stretch... Lowered his ERA in each of his last five appearances of the season... Ended the season by throwing a season-high 6.1 innings and 84 pitches in a spot start, limiting Charlotte to one run on May 19... Named to Conference USA Preseason All-Conference Team and NCBWA Preseason Stopper of the Year Watch List before the season

#### SOPHOMORE SEASON (2015)

Led the club in overall appearances (27) and innings pitched out of the pen (55.1) ... Totaled a 2.11 ERA and 7-3 record... The ERA mark was the seventh lowest in a single-season for the Blazers (min. 50 IP) ... Seven wins tied for fourth in C-USA and ranked second on the squad... Ranked 12th in the league in strikeouts (62), with a strikeout-to-walk ratio of 62-17... Ranked sixth in the league in games finished (12) and seventh in appearances... Also ranked sixth in C-USA in games in relief... Combined for three shutouts and recorded three saves... Allowed just 13 earned runs and held opposing hitters to a .177 batting average... Held opponents hitless in 10 of his 27 appearances... 18-of-27 appearances were scoreless outings... Struck out seven in 4.1 innings of work at FIU (May 9)... Struck out six of the 11 batters he faced vs. Southern Miss (April 4)

#### FRESHMAN SEASON (2014)

Named to the 2014 Conference USA All-Freshman Team... Was one of the key relievers out of the bullpen for the Blazers... Went 5-2 with a 3.02 ERA in 21 appearances... four saves in 50.2 innings pitched, allowing just 17 earned runs with 45 strikeouts... Started in one contest at Alabama (April 9) and went 1.1 innings... Struck out a season-high five hitters against Middle Tennessee (March 8) and Tulane (May 11)

#### HIGH SCHOOL

Played at nearby Pelham HS for four years under Sean Anderson and UAB alum Jeff Mauldin... Named the AWSA Class 6A Pitcher of the Year in 2013... Earned Super All-State accolades and two-time Birmingham News Metro Pitcher of the Year... Named an Alabama Baseball Coaches Association top-100 prospect as both a sophomore and junior... Led his team to the 2013 Class 6A state championship, tossing a 16-strikeout one-hitter in the state quarterfinals... Finished his final high school season with a 10-1 record, 1.65 ERA, and 116 strikeouts in 85 innings pitched... Compiled an 8-1 record in 2012 and posted the lowest ERA in Pelham HS history at 0.83... Fired four shutouts and totaled 93 strikeouts on the mound en route to earning a number of accolades... Tallied a 16-strikeout performance as a sophomore in 2011

#### PERSONAL

Thomas Franklin Lowery III... Born Aug. 23, 1994 in Birmingham, Ala.... Son of Thomas and Michelle Lowery... Has two sisters, Whitney and Alix... Majoring in Nursing

#### CAREER STATS

Year	avg	gp-gs	ab	r	h	2b	3b	hr	rbi	tb	slg%	bb	hbp	so	gdp	ob%	sf	sh	sb-att	po	a	e	fld%
2014	.000	0-0	0	0	0	0	0	0	0	0	.000	0	0	0	0	.000	0	0	0-0	4	10	0	1.000
2015	.000	1-0	0	0	0	0	0	0	0	0	.000	0	0	0	0	.000	0	0	0-0	4	4	0	1.000
2016	.000	22-2	0	0	0	0	0	0	0	0	.000	0	0	0	0	.000	0	0	0-0	2	6	0	1.000
TOTAL	.000	23-2	0	0	0	0	0	0	0	0	.000	0	0	0	0	.000	0	0	0-0	10	20	0	1.000

Year	era	w-l	app	gs	cg	sho	sv	ip	h	r	er	bb	so	2b	3b	hr	bf	bavg	wp	hbp	bk	sfa	sha
2014	3.02	5-2	21	1	0	0/2	4	50.2	44	18	17	26	45	10	0	2	220	.237	2	3	0	2	3
2015	2.11	7-3	27	0	0	0/3	3	55.1	34	17	13	17	62	1	1	3	217	.177	4	5	0	0	2
2016	2.82	1-4	22	2	0	0/3	8	51.0	43	24	16	21	49	6	3	4	219	.230	4	4	1	4	3
TOTAL	2.64	13-9	70	3	0	0/8	15	157.0	121	59	46	64	156	17	4	9	656	.214	10	12	1	6	8





# RILEY McCOWN

**SENIOR**
**FAYETTEVILLE, TENN. - VOLUNTEER STATE CC**
**OF**  
**5-11, 191 LBS.**  
**L/R**
**JUNIOR YEAR (2016)**

Played in 52 games with 49 starts in his first season with the Blazers... Primary left fielder who committed just one error in 93 chances (.990 fielding percentage) ... Hit .214 with 36 hits... 23 runs were the third-most on the team... Added three doubles, one triple, one home run, and 15 RBI while walking 17 times... Perfect 3-for-3 when stealing... Belted his first career home run on April 29 at Old Dominion (finished 3-for-5 with 3 RBI)

**VOLUNTEER STATE COMMUNITY COLLEGE**

Played for Mike Crossland at Volunteer State Community College... 2015 TCCAA Second Team All-Conference... Led VSCC with 41 runs scored as a sophomore... Hit .345 and had an on-base percentage of .443... Added three home runs, 22 RBI, 13 doubles (team-high), and two triples... Batted .355 as a freshman with 39 runs and 21 RBI as the leadoff hitter... TCCAA Distinguished Scholar-Athlete

**HIGH SCHOOL**

Played four seasons at Lincoln County HS under coach Travis Tate... Named to All-District Team junior and senior year at Lincoln... 2013 Ryan Gentry Award Winner

**PERSONAL**

Riley Scott McCown... Born March 28, 1995... Native of Huntsville, Ala.... Son of Scott and Marion McCown... Member of National Society of Leadership and Success

**CAREER STATS**

Year	avg	gp-gs	ab	r	h	2b	3b	hr	rbi	tb	slg%	bb	hbp	so	gdp	ob%	sf	sh	sb-att	po	a	e	fld%
2016	.214	52-49	168	23	36	3	1	1	15	44	.262	17	8	25	1	.313	2	4	3-3	92	3	1	.990
TOTAL	.214	52-49	168	23	36	3	1	1	15	44	.262	17	8	25	1	.313	2	4	3-3	92	3	1	.990





# DYLAN MUNGER

**REDSHIRT SENIOR**  
**MUSCLE SHOALS, ALA. - MUSCLE SHOALS**

**LHP**  
**6-2, 200 LBS.**  
**L/L**

### JUNIOR YEAR (2016)

First full year back in the Green & Gold since 2012... Made 19 appearances, 18 out of the bullpen, the latter number ranking third on the team... 4.11 ERA and 1-2 record across 35 innings... Struck out 27 batters... 211 opponent batting average was the lowest on the team for pitchers with double-digit appearances... Started at Auburn on May 17... Season-high four strikeouts versus Kennesaw State on March 6, earning a victory

### SOPHOMORE SEASON (2015)

Made his long-awaited return to competitive baseball in late March after sitting out two years due to multiple injuries... Appeared in 13 games on the mound for the Blazers, drawing five starts... Totaled a 4.58 ERA in 19.2 innings pitched with 10 earned runs allowed and an opposing batting average of .246... Started game one of the ... Pitched a season-high three frames at Samford (April 29) with no runs allowed and just one hit... Didn't allow an earned run in 9-of-13 appearances... Named to the Conference USA Commissioner's Honor Roll

### REDSHIRT SEASON (2014)

Had season-ending Tommy John surgery

### REDSHIRT SEASON (2013)

Saw action in three games before redshirting due to a hip injury

### FRESHMAN SEASON (2012)

Appeared in 20 games, making two starts as a true freshman... Finished the year with a 2-4 record and 5.98 ERA in 40.2 total innings... Totaled 40 strikeouts compared to 18 walks... In 12 outings pitched multiple innings... Earned first collegiate win against Ball State (Feb. 24) throwing 1.1 innings of relief... Made his collegiate debut at No. 16 Clemson (Feb. 18) ... Summer League All-Star with the San Luis Obispo Blue of the California Collegiate League

### HIGH SCHOOL

Played at Muscle Shoals High School for head coach Paul Ellis... 7-1 as a junior with a 1.29 ERA to earn All-State and All-Area honors... Struck out 88 of the 231 batters he faced and threw six complete games... Honorable mention pick the year before... Two-time participant in the Alabama All-Star Weekend... Two-time Cy Young Award winner at Muscle Shoals HS... Served as the team captain as a senior... Named Top Pitcher at Under Armour Showcase in 2010... Top 100 in-state player by Alabama Top Prospects

### PERSONAL

Dylan Thomas Munger... Born July 1, 1992... Son of Bryan and Kelly Munger... Has two sisters and one brother... Majoring in Criminal Justice

### CAREER STATS

Year	avg	gp-gs	ab	r	h	2b	3b	hr	rbi	tb	slg%	bb	hbp	so	gdp	ob%	sf	sh	sb-att	po	a	e	fld%
2012	.000	0-0	0	0	0	0	0	0	0	0	.000	0	0	0	0	.000	0	0	0-0	2	9	2	.846
2013	.000	0-0	0	0	0	0	0	0	0	0	.000	0	0	0	0	.000	0	0	0-0	1	2	0	1.000
2015	.000	0-0	0	0	0	0	0	0	0	0	.000	0	0	0	0	.000	0	0	0-0	1	4	1	.833
2016	.000	19-1	0	0	0	0	0	0	0	0	.000	0	0	0	0	.000	0	0	0-0	6	3	3	.750
TOTAL	.000	19-1	0	0	0	0	0	0	0	0	.000	0	0	0	0	.000	0	0	0-0	10	18	6	.824

Year	era	w-l	app	gs	cq	sho	sv	ip	h	r	er	bb	so	2b	3b	hr	bf	bavg	wp	hbp	bk	sfa	sha
2012	5.98	2-4	20	2	0	0/1	1	40.2	43	28	27	18	40	9	0	3	185	.274	6	4	0	1	5
2013	6.14	0-1	3	1	0	0/1	1	7.1	7	6	5	3	4	1	1	0	32	.250	0	1	0	0	0
2015	4.58	1-1	13	5	0	0/0	0	19.2	16	10	10	19	12	3	1	2	93	.246	2	7	0	0	2
2016	4.11	1-2	19	1	0	0/2	1	35.0	26	19	16	29	27	5	1	2	164	.211	4	7	0	2	3
TOTAL	5.08	4-8	55	9	0	0/4	3	102.2	92	63	58	69	83	18	3	7	474	.247	12	19	0	3	10





**PIERCE  
RESSMEYER**  
SENIOR  
COLUMBUS, GA. - GSU PERIMETER

**C/DH**  
**5-10, 190 LBS.**  
**R/R**

**GSU PERIMETER**

Started behind the plate since his freshman season... Coached by former MLB pitcher Brett Campbell... Batted .303 last season with 31 runs, two home runs and 40 RBI... Helped lead the Jaguars to a regular season conference championship as a freshman and was named to the All-Georgia Collegiate Athletic Association First Team

**HIGH SCHOOL**

Played at Columbus High School under legendary coach Bobby Howard... Won the 3A state championship in each of his final three years... Two-time All-State honoree

**PERSONAL**

Full name is Pierceton Boyd Ressmeyer... Son of Gaye and Mark Ressmeyer... played football at Auburn... Majoring in Industrial Distribution



**AUSTIN  
THOMAS**

**SENIOR**

**SMITHS STATION, ALA. - CHATTAHOOCHEE VALLEY CC**

**RHP**  
**6-2, 203 LBS.**  
**R/R**

#### JUNIOR SEASON (2016)

Appeared in 16 games with five starts... Posted a 1-2 record with a 4.85 ERA... 23 strikeouts over 39 innings pitched... 16 walks was the second-lowest mark for any UAB pitcher with double-digit appearances... Earned his first win versus Southern Miss, throwing one inning out of the bullpen, yielding zero base runners and striking out one... Notched four strikeouts in debut versus Arkansas State on Feb. 20 and again on April 5 at Jacksonville State

#### CHATTAHOOCHEE VALLEY COMMUNITY COLLEGE

Helped Chattahoochee Valley to a conference championship... Third place finish at the 2015 NJCAA World Series... 3.58 ERA as a sophomore across 32.2 innings with a 2-1 record

#### PENSACOLA STATE JUNIOR COLLEGE

Spent his first season at Pensacola State ... 2-2 record with a 3.40 ERA in 42.1 innings

#### HIGH SCHOOL

Played at Glenwood High School... All-State Selection after his senior year... 8-2 with a 1.16 ERA and 103 strikeouts as a senior... State champions in 2011... Three-time letterwinner

#### PERSONAL

Named Austin Lee Thomas... Born September 1, 1995... Son of JoAnne and Mark Thomas... One brother (Jacob) ... Majoring in Kinesiology

#### CAREER STATS

Year	avg	gp-gs	ab	r	h	2b	3b	hr	rbi	tb	slg%	bb	hbp	so	gdp	ob%	sf	sh	sb-att	po	a	e	fld%
2016	.000	16-5	0	0	0	0	0	0	0	0	.000	0	0	0	0	.000	0	0	0-0	3	3	0	1.000
TOTAL	.000	16-5	0	0	0	0	0	0	0	0	.000	0	0	0	0	.000	0	0	0-0	3	3	0	1.000

Year	era	w-l	app	gs	cg	sho	sv	ip	h	r	er	bb	so	2b	3b	hr	bf	bavg	wp	hbp	bk	sfa	sha
2016	4.85	1-2	16	5	0	0/0	0	39.0	40	26	21	16	23	7	0	1	177	.276	7	9	1	2	5
TOTAL	4.85	1-2	16	5	0	0/0	0	39.0	40	26	21	16	23	7	0	1	177	.276	7	9	1	2	5







# STEPHEN DOBBS

**JUNIOR**

**HOOVER, ALA. - WALLACE-HANCEVILLE CC**

**C/3B**  
**5-9, 184 LBS.**  
**R/R**

## WALLACE-HANCEVILLE CC

Spent two seasons at Wallace-Hanceville CC before coming to UAB... Played both catcher and third base for the Lions and head coach Randy Putnam... Named to the Alabama Community College Conference (ACCC)/Region 22 All-Tournament Team... Hit .365 with three home runs, 41 RBI and 15 doubles... Tallied seven hits and seven RBI against Lawson State including a home run

## HIGH SCHOOL

Played at nearby Hoover High School under head coach Rick Davis

## PERSONAL

Stephen Delano Dobbs... Born May 15, 1996... Son of LaTanya and Steve Dobbs... Cousin is former Tennessee quarterback Joshua Dobbs, who ranks third all-time in Volunteers history for total offense (9,360 yards) ... Also cousin of fellow UAB baseball player Tyler Tolbert... Marketing Major



# TYLER GATES

**REDSHIRT JUNIOR**

**NORTHPORT, ALA. - SHELTON STATE CC**

**RHP**  
**6-0, 203 LBS.**  
**R/R**

## SHELTON STATE COMMUNITY COLLEGE

Pitched for two seasons Shelton State Community College in Tuscaloosa, Ala. under head coach Bobby Sprowl... 7-1 in his final season at SSCC with a 2.83 ERA and 54 strikeouts across 47.2 innings... Sat out the 2015 season... Tallied 57.1 innings on the mound in 2014 with a 5-3 record across 12 starts, striking out 35 batters while maintain a 2.98 ERA

## HIGH SCHOOL

Played for Tuscaloosa County High School in Northport, Ala.... Served as team captain his final two seasons and earned All-State honors as a senior... Held a 12-2 record and 1.45 ERA his senior season... Notched 130 strikeouts in 82.1 innings pitched as a senior... Also served as the football team's starting quarterback, guiding them to a 9-3 record as a senior

## PERSONAL

Tyler Justin Gates... Born September 14, 1994... Son of Karen and Rick Gates... Has one sister (Chelsie - 24) ... Healthcare Management major



**ISAIAH  
 GONZALES-MONTOYA**

**JUNIOR  
 DENVER, COLO. - BUTLER CC**

**RHP  
 6-0, 167 LBS.  
 R/R**

**SHELTON STATE COMMUNITY COLLEGE**

Pitched for two seasons Shelton State Community College in Tuscaloosa, Ala. under head coach Bobby Sprowl... 7-1 in his final season at SSCC with a 2.83 ERA and 54 strikeouts across 47.2 innings... Sat out the 2015 season... Tallied 57.1 innings on the mound in 2014 with a 5-3 record across 12 starts, striking out 35 batters while maintain a 2.98 ERA

**HIGH SCHOOL**

Played for Tuscaloosa County High School in Northport, Ala.... Served as team captain his final two seasons and earned All-State honors as a senior... Held a 12-2 record and 1.45 ERA his senior season... Notched 130 strikeouts in 82.1 innings pitched as a senior... Also served as the football team's starting quarterback, guiding them to a 9-3 record as a senior

**PERSONAL**

Tyler Justin Gates... Born September 14, 1994... Son of Karen and Rick Gates... Has one sister (Chelsie - 24) ... Healthcare Management major



**ERIC  
 HENDERSON**  
**REDSHIRT JUNIOR  
 MARIETTA, GA. - DARTON STATE**

**RHP  
 6-1, 205 LBS.  
 R/R**

**REDSHIRT SEASON (2016)**

Did not see any game action

**DARTON STATE COLLEGE**

Played at Darton State Community College in 2014 and 2015 under Scot Hemmings... Posted a 9-3 record with 3.31 ERA and helped lead the Cavaliers to a 40-19 record in 2015... Named the Georgia Collegiate Athletic Association Tournament MVP as DSCC won the GCAA regular season and tournament titles


**HIGH SCHOOL**

Played four seasons for coach Chris Stafford at Marietta High School in Marietta, Ga.... Named 2013 First Team All-Cobb County and First Team All-State... 2013 Region 4AAAAAA Player of the year

**PERSONAL**

Eric Alexander Henderson... Born March 18, 1995... Son of Tim and Sara Henderson... Majoring in Industrial Distribution... Has one older brother, Ryan





**CARSON  
JONES**  
REDSHIRT JUNIOR  
MOULTON, ALA. - CALHOUN CC

**RHP**  
**6-1, 208 LBS.**  
**R/R**

#### **CALHOUN COMMUNITY COLLEGE**

Played for two seasons at Calhoun Community College under coach Mike Burns... Named the Alabama Community College Conference (ACCC) 2016 Pitcher of the Year... 2016 ACCC Southeastern All-District Team and JUCO All-American... 12-1 record over 16 appearances... The 12 wins and 92.2 innings pitched were each the second-most in the nation at the JUCO level... Registered a 1.75 ERA with 78 strikeouts... Served as a team captain last season and was named MVP of the team... Pitched in 54.1 innings his first season at CCC with a 2.82 ERA while striking out 35 in nine appearances... Added three complete games and one shutout his first year... Threw a no-hitter versus Southwest Tennessee in a 3-0 victory with seven strikeouts and just two walks

#### **FAULKNER UNIVERSITY**

Spent the 2014 campaign at NAIA Faulkner University

#### **HIGH SCHOOL**

Played for Lawrence County High School... Was a Catcher before splitting time between catching and pitching as a senior... Named Team MVP... 2012 and 2013 First Team All-Area and First Team All-County... Also lettered in basketball for the Red Devils

#### **PERSONAL**

Full name is Carson Price Jones... Born April 28, 1995... Son of Scott and Tina Jones... One sister (Madison – 19)... Mother played volleyball at Northwest Shoals Community College... Psychology major





**RYAN**  
**RUGGLES**  
JUNIOR  
SHEFFIELD, ALA. - SHEFFIELD

LHP  
6-3, 202 LBS.  
L/L

### SOPHOMORE SEASON (2016)

Made the transition to being a full-time starter... Started 15 games and made 17 appearances total... Second on the team in innings pitched (71) ... 4.18 ERA and 44 strikeouts... Allowed only a single home run and no triples, limiting opposing batters to just nine extra base hits on the year... Threw a one-hitter in his first start of the year, a win over Arkansas State in which he lasted six innings and struck out a career-high six batters on Feb. 20... Added two more five strikeout performances against Kennesaw State (March 4) and Middle Tennessee State (April 23) ... Earned a victory against Western Kentucky after throwing 8.1 innings and 121 pitches, both career-highs, while allowing only one hit

### FRESHMAN SEASON (2015)

One of UAB's top relievers as a freshman... Named to the C-USA All-Freshman Team... Appeared in 21 games and started in six games... Went 4-2 with a 4.11 ERA and one save... Allowed just 21 earned runs in 46 innings pitched with a 35-13 strikeout-to-walk ratio... Carried the team's lowest ERA (1.48) at one point during the year... Allowed just one run and four hits in his first collegiate start at Troy (March 10) ... That game marked three-straight appearances that were starts, surrendering only four combined runs during that span... Struck out five hitters in back-to-back games vs. Auburn (March 17) and Marshall (March 21), and also vs. Florida Atlantic (May 3)

### HIGH SCHOOL

Played for head coach Chuck Smith at Sheffield High School... As a senior, tossed a state record 28 consecutive scoreless innings... Totaled a 1.04 ERA with a 10-2 record... Struck out 147 batters in 74 innings pitched as a senior and tallied 371 career strikeouts, both top 20 state records... Named to the All-Tennessee Valley Team... Named All-State, All-Area and Times Daily Pitcher of the Year 1A-3A... As a junior, went 7-4 with a 3.35 ERA while striking out 90 batters over 60.2 innings... Career record was 29-14... Played on the varsity team since the eighth grade

### PERSONAL

Ryan Thompson Ruggles... Born June 8, 1995... Son of David and Polly Ruggles... Has one sister, Ashleigh... Majoring in Industrial Distribution

### CAREER STATS

Year	avg	gp-gs	ab	r	h	2b	3b	hr	rbi	tb	slg%	bb	hbp	so	gdp	ob%	sf	sh	sb-att	po	a	e	fld%
2015	.000	0-0	0	0	0	0	0	0	0	0	.000	0	0	0	0	.000	0	0	0-0	4	4	1	.889
2016	.000	17-15	0	0	0	0	0	0	0	0	.000	0	0	0	0	.000	0	0	0-0	3	5	3	.727
TOTAL	.000	17-15	0	0	0	0	0	0	0	0	.000	0	0	0	0	.000	0	0	0-0	7	9	4	.800

Year	era	w-l	app	gs	cg	sho	sv	ip	h	r	er	bb	so	2b	3b	hr	bf	bavg	wp	hbp	bk	sfa	sha
2015	4.11	4-2	21	6	0	0/1	1	46.0	54	24	21	13	35	8	4	2	204	.290	1	5	1	0	0
2016	4.18	6-4	17	15	0	0/3	0	71.0	59	39	33	36	44	8	0	1	316	.226	5	13	0	2	4
TOTAL	4.15	10-6	38	21	0	0/4	1	117.0	113	63	54	49	79	16	4	3	520	.253	6	18	1	2	4





# PRICE VISINTAINER

**JUNIOR**

**VESTAVIA, ALA. - SHELTON STATE CC**

**INF**  
**5-9, 175 LBS.**  
**R/R**

## SHELTON STATE COMMUNITY COLLEGE

Played in 51 games last season for Shelton State as the team went 34-19... Hit .358, three home runs, 25 RBI and had 15 stolen bases... Scored 52 runs, the fifth-highest mark in NJCAA last year... Had a knack for getting on base, as he ranks seventh in walks (32), third in hit by pitch (15), and third in on-base percentage (.502) in the country... Also led the nation in sacrifice hits with 11... As a freshman, hit .272 with 25 runs, 14 RBI and eight stolen bases... Won conference titles each of the last two seasons

## HIGH SCHOOL

Played at Vestavia Hills under Dal Davis and Tommy Walken... Named Metro Player of the Year junior season... Played for the Excel Blue Sox over the summer... 2013 Perfect Game Preseason Underclass Honorable Mention All-American... 25th-best prospect in Alabama in the Class of 2014 and third-highest rated second basemen

## PERSONAL

Price Alexander Visintainer... Born April 17, 1995... Son of Tina and Pat Visintainer... Has one older brother, Patrick (24) ... Father played baseball at Auburn... Majoring in Public Relations



**BRETT  
 BLACKWOOD**  
 REDSHIRT SOPHOMORE  
 HARTSELLE, ALA. - HARTSELLE

**1B/DH**  
**6-1, 195 LBS.**  
**R/R**

**REDSHIRT SEASON (2016)**

Appeared in one game, hitting a single in his lone at-bat of the season... Missed the rest of the season with an injury and redshirted... Held a 4.0 GPA for the entire year

**FRESHMAN SEASON (2015)**

Played in 21 games as a true freshman with 14 starts, mainly as the designated hitter with 11 hits... Hit .186 with six extra-base hits – four doubles, one triple, one home run – and drove in eight runs... Drilled a two-run home run in his first collegiate at-bat (Feb. 14 vs. Western Michigan) at Regions Field... Went on to record four RBI that game with two hits and two runs... Named to the Conference USA Commissioner's Honor Roll

**HIGH SCHOOL**

Played at Hartselle High School for head coach William Booth... all-state and all-area as a senior... Broke the AHSAA state record for hits in a single season with 103 as a junior (old record was 92)... Added a .488 average and 18 home runs that season... Named a high school all-American, super all-state and all-area in 2013, helping lead Hartselle to the state championship where he was named MVP... Named a semifinalist for all-area shortstop as a sophomore... Hartselle record holder for at-bats, hits, RBIs, doubles, home runs and batting average... Played Fall Ball for the Kansas City Royals and New York Mets... Volunteered by coaching a baseball camp for players aged 10-12 years old... Member of the National Honor Society

**PERSONAL**

Full name is Brett Jordan Blackwood... Born June 19, 1995... Son of John and Tabatha Blackwood... Has one brother, Collin... Started playing baseball when he was four years old... Majoring in civil engineering

**CAREER STATS**

Year	avg	gp-gs	ab	r	h	2b	3b	hr	rbi	tb	slg%	bb	hbp	so	gdp	ob%	sf	sh	sb-att	po	a	e	fld%
2015	.186	21-14	59	6	11	4	1	1	8	20	.339	2	0	13	1	.210	1	0	0-0	7	3	0	1.000
2016	1.000	1-0	1	0	1	0	0	0	0	1	1.000	0	0	0	0	1.000	0	0	0-0	0	0	0	.000
TOTAL	.200	22-14	60	6	12	4	1	1	8	21	.350	2	0	13	1	.222	1	0	0-0	7	3	0	1.000







# MATTHEW CALVERT

**SOPHOMORE**

**SPRINGVILLE, ALA. - CLAY-CHALKVILLE**

**LHP**  
**6-1, 225 LBS.**  
**L/L**

## FRESHMAN SEASON

Made seven appearances out of the bullpen as a rookie for the Blazers... Registered a 4.15 ERA over 8.2 innings and struck out three batters....214 opposing batting average was the third-lowest mark on the team

## HIGH SCHOOL

Played four seasons for coach Bubba Roberts at Clay-Chalkville HS... 2015 Perfect Game Preseason Honorable Mention All-American... Named to the 2014 Jefferson County Baseball All-Tournament team... of the 2014 Alabama North-South All-Star team... 2014 Perfect Game Underclass HS Honorable Mention All American... Rated the number two left-handed pitcher and 11th best player overall in the state of Alabama by Perfect Game for the class of 2015... Tallied a 12-4 record, 1.88 ERA, and struck out 108 batters over 115 innings as a varsity player... Threw two no-hitters in high school... Played with fellow Blazer Thomas Johns

## PERSONAL

Born Matthew Wilson Calvert on September 19, 1996... Son of Dennis and Tammy Calvert... Youngest of his siblings with three older sisters (Ashley Davis - 32, Meagan Calvert - 30, Lauren Simpson - 26) ... Has 2 year-old son named Easton who was born on April 4, 2014... Majoring in Management with a minor in Marketing

## CAREER STATS

Year	avg	gp-gs	ab	r	h	2b	3b	hr	rbi	tb	slg%	bb	hbp	so	gdp	ob%	sf	sh	sb-att	po	a	e	fld%
2016	.000	7-0	0	0	0	0	0	0	0	0	.000	0	0	0	0	.000	0	0	0-0	0	2	0	1.000
TOTAL	.000	7-0	0	0	0	0	0	0	0	0	.000	0	0	0	0	.000	0	0	0-0	0	2	0	1.000

Year	era	w-l	app	gs	cg	sho	sv	ip	h	r	er	bb	so	2b	3b	hr	bf	bavg	wp	hbp	bk	sfa	sha
2016	4.15	0-1	7	0	0	0/2	0	8.2	6	4	4	5	3	1	0	0	38	.214	3	3	0	2	0
TOTAL	4.15	0-1	7	0	0	0/2	0	8.2	6	4	4	5	3	1	0	0	38	.214	3	3	0	2	0



**KYLE  
DAVIS**  
SOPHOMORE  
BREWTON, ALA. - T.R. MILLER

**RHP/1B**  
**6-3, 235 LBS.**  
**R/R**

#### FRESHMAN SEASON (2016)

Had a strong first season for the Blazers... Held the lowest marks on the team for ERA (1.82) and opponent batting average (.145)... Was the only pitcher on the team to hold opposing batters to under a .210 average... Appeared in nine games on the mound with three starts... Threw 24.2 innings with 14 strikeouts... Also had 24 at-bats and added five runs, four hits, one double, and three RBI... Played in 27 games total with eight starts

#### HIGH SCHOOL

Played at T.R. Miller High School under head coach Jim Hart... Was one of the top-rated prospects in Alabama by Perfect Game before having Tommy John Surgery... Sat out the spring of 2015 – senior season – due to injury... Surgery and rehab done with world-renowned surgeon Dr. James Andrews... 2015 Perfect Game Preseason Honorable Mention All-American... Named All-State Honorable Mention in 2014... 2013 and 2014 Preseason Underclass Honorable Mention All-American... Two-sport athlete who earned 3A All-State Honorable Mention honors in 2013 in football at linebacker under head coach Jamie Riggs... Lettered all four years in both sports... Also played summer baseball for East Cobb for three years and one year for Loaded Team Alabama

#### PERSONAL

Son of Jayson and Kelley Davis... Has one brother, Kevin, who is a pitcher at Auburn... Engineering major

#### CAREER STATS

Year	avg	gp-gs	ab	r	h	2b	3b	hr	rbi	tb	slg%	bb	hbp	so	gdp	ob%	sf	sh	sb-att	po	a	e	fld%
2016	.167	27-8	24	5	4	1	0	0	3	5	.208	5	2	9	0	.355	0	0	0-0	1	2	0	1.000
TOTAL	.167	27-8	24	5	4	1	0	0	3	5	.208	5	2	9	0	.355	0	0	0-0	1	2	0	1.000

Year	era	w-l	app	gs	cg	sho	sv	ip	h	r	er	bb	so	2b	3b	hr	bf	bavg	wp	hbp	bk	sfa	sha
2016	1.82	2-1	9	3	0	0/2	0	24.2	11	6	5	18	14	2	0	2	103	.145	3	3	0	2	4
TOTAL	1.82	2-1	9	3	0	0/2	0	24.2	11	6	5	18	14	2	0	2	103	.145	3	3	0	2	4





**LUKE  
EIGSTI**  
SOPHOMORE  
EUREKA, ILL. - SAGUARO

**OF/RHP**  
**6-2, 195 LBS.**  
**R/R**

#### FRESHMAN SEASON (2016)

Played in 15 games total with four starts in the field and four appearances on the mound... Collected three hits, scored twice, and drew two walks... Struck out five batters across four innings pitched... Played for the San Luis Obispo Blues of the California Collegiate League with Blazer teammate Blake Johnson over the summer... Played in a team-high 43 games for the Blues and batted .259 with 38 hits, 24 runs, seven doubles, two triples, one home run, 19 RBI and three stolen bases

#### HIGH SCHOOL

Played for the Diamondbacks Elite Scout Team... 2015 Perfect Game Preseason Honorable Mention All-American... Ranked the ninth-best prospect overall and third-best outfield prospect in the state of Arizona by Perfect Game for the Class of 2015... Batted .400 his senior year with two home runs and was named to the All-District Team... Batted .388 his junior season with four home runs while posting a 2.37 ERA on the mound with 48 strikeouts... Graded in the 99.72 percentile in the nation for the 2015 class for outfield velocity (95 mph)

#### PERSONAL

Luke James Eigsti... Born August 17, 1996... Son of Howard and Jayme Eigsti... One of seven siblings... Brothers Ryan (29) and Jake (31) each played professionally... Ryan was a 15th Round pick out of Bradley by the Kansas City Royals while Jake was selected in the 29th round by the New York Mets after playing at Indiana State... Ryan was recently hired as the Royals bullpen coach for the 2017 season... Other brothers, Jerrod (26), played for Bradley... Has three sisters - Kristen (28), Marie (24), Ellie (17) ... Marketing major

#### CAREER STATS

Year	avg	gp-gs	ab	r	h	2b	3b	hr	rbi	tb	slg%	bb	hbp	so	gdp	ob%	sf	sh	sb-att	po	a	e	fld%
2016	.158	15-4	19	2	3	0	0	0	0	3	.158	2	0	6	0	.238	0	1	0-0	15	0	1	.938
TOTAL	.158	15-4	19	2	3	0	0	0	0	3	.158	2	0	6	0	.238	0	1	0-0	15	0	1	.938

Year	era	w-l	app	gs	cq	sho	sv	ip	h	r	er	bb	so	2b	3b	hr	bf	bavg	wp	hbp	bk	sfa	sha
2016	11.25	0-0	4	0	0	0/0	0	4.0	5	5	5	6	5	1	1	0	24	.294	1	1	0	0	0
TOTAL	11.25	0-0	4	0	0	0/0	0	4.0	5	5	5	6	5	1	1	0	24	.294	1	1	0	0	0





**TANNER  
 GRAHAM**  
 SOPHOMORE  
 KILLEN, ALA. - BROOKS

**RHP**  
**6-3, 212 LBS.**  
**R/R**

#### FRESHMAN SEASON (2016)

Made 17 appearances on the mound, starting 13 contests... Posted a 3-6 record with a 4.79 ERA while pitching a team-high 71.1 innings... Made the second-most starts on the team... Picked up 34 strikeouts

#### HIGH SCHOOL

Played four seasons at Brooks High School under coach Todd Nelms... 2015 Perfect Game Preseason Honorable Mention All-American... Compiled a 27-7 record with over 200 strikeouts, one combined perfect game and a complete-game no-hitter over his first four seasons on the varsity team... Member of three 4A State Championship runner-up teams... Named to 2014 Alabama All-State team after hitting .401 as a junior with 44 RBI and an 8-2 record with a sparkling 1.13 ERA on the mound... Was a starter since the eighth-grade... Rated the fourth-best right-handed pitching prospect in the state of Alabama during the class of 2015 and the 10th-best prospect overall... Played for the North Alabama Vipers 17U team... National Honor Society Member (3.8 GPA)

#### PERSONAL

Tanner Keith Graham... Born May 30, 1997... Son of Keith and Tony Graham... Majoring in Kinesiology... Has one younger sister, Darby

#### CAREER STATS

Year	avg	gp-gs	ab	r	h	2b	3b	hr	rbi	tb	slg%	bb	hbp	so	gdp	ob%	sf	sh	sb-att	po	a	e	fld%
2016	.000	17-13	0	0	0	0	0	0	0	0	.000	0	0	0	0	.000	0	0	0-0	5	17	0	1.000
TOTAL	.000	17-13	0	0	0	0	0	0	0	0	.000	0	0	0	0	.000	0	0	0-0	5	17	0	1.000

Year	era	w-l	app	gs	cg	sho	sv	ip	h	r	er	bb	so	2b	3b	hr	bf	bavg	wp	hbp	bk	sfa	sha
2016	4.79	3-6	17	13	0	0/0	0	71.1	69	43	38	31	34	11	1	8	319	.257	5	9	0	2	8
TOTAL	4.79	3-6	17	13	0	0/0	0	71.1	69	43	38	31	34	11	1	8	319	.257	5	9	0	2	8





# BREWER HICKLEN

**REDSHIRT SOPHOMORE**  
**HUNTSVILLE, ALA. - HUNTSVILLE**

**OF**  
**6-2, 208 LBS.**  
**L/R**

Also a Wide Receiver on the UAB Football team... One of the most athletic players in the team, clocking in the 6.5-second range in the 60 Yard Dash... Enters the season just 16 stolen bases shy of the top 10 in school history for career steals... Rated the seventh-best prospect and fourth-best position player in Conference USA by D1Baseball.com entering the year

## FRESHMAN SEASON (2016)

Earned Conference USA All-Freshman Team, just the 14th player in program history to earn the distinction... Started all 55 games... Led the team with 37 runs, 22 stolen bases, four triples, 38 walks, .408 slugging percentage and .413 on-base percentage... Ranked tied for first in C-USA in triples, fourth in stolen bases, and tied for fifth in walks... The 22 stolen bases was one shy of cracking the top ten in school history for a single-season... Hit .289 with three home runs, 26 RBI, and 82 total bases... Made just a single error at Centerfield, earning a .993 fielding percentage, the highest-mark for any UAB position player to appear in more than 20 games... Opened his career with a five game hitting streak (.462 average) and scored at least once in six straight games to begin... Had a seven-game hitting streak in the middle of the season... Registered three-or-more hits in four games... Strong day in the Blazers 8-0 win over in-state rival Alabama, going 3-for-5 with two RBI, two stolen bases, and registering five putouts... Home run shy of the cycle on April 24 versus Middle Tennessee (4-for-4, one run, one double, one triple, one stolen base)... Named to the C-USA All-Academic Team after earning a 3.71 GPA... Named to the Conference USA Commissioner's Honor Roll

## REDSHIRT SEASON (2015)

Did not see any action... Named to the Conference USA Commissioner's Honor Roll

## HIGH SCHOOL

Played for head coach David Sharp at Huntsville High School... Named to the National High School Invitational All-Tournament Team as a senior... Named First Team All-City in 2013 and 2014... Named Louisville Slugger High School Preseason All-America Catcher Honorable Mention in 2014... Named All-City MVP as a junior and senior... Earned the Huntsville HS Hustle Award as a junior and senior... Played in the 2013 Alabama North/South All-Star Game... Named team captain as a senior... Standout Quarterback in football as well... Earned All-State Honorable Mention honors and named First Team All-Tennessee Valley as a junior... Named the All-City MVP for football as a junior and named a team captain in 2013... Member of the National Honor Society

## PERSONAL

Charles Brewer Hicklen... Born Feb. 9, 1996... Son of Mike and Connie Hicklen... Has one brother, Anderson, and one sister, Becca... Majoring in Information Systems

## CAREER STATS

Year	avg	gp-gs	ab	r	h	2b	3b	hr	rbi	tb	slg%	bb	hbp	so	gdp	ob%	sf	sh	sb-att	po	a	e	fld%
2016	.289	55-55	201	37	58	7	4	3	26	82	.408	38	6	41	0	.413	2	1	22-28	139	0	1	.993
TOTAL	.289	55-55	201	37	58	7	4	3	26	82	.408	38	6	41	0	.413	2	1	22-28	139	0	1	.993



**BLAKE  
JOHNSON**  
**REDSHIRT SOPHOMORE**  
**PHENIX CITY, ALA. - CENTRAL**

**INF**  
**5-9, 170 LBS.**  
**R/R**

**FRESHMAN SEASON (2016)**

Played in 32 games making 22 starts playing predominately second base... Collected 12 hits and 13 RBI... Played with Blazer teammate Luke Eigsti for the San Luis Obispo Blues of the California Collegiate League... Earned All-CCL honors after batting .312 with 26 runs (team-high) and 13 RBI

**REDSHIRT SEASON (2015)**

Did not see any action

**HIGH SCHOOL**

Played for head coach Roy Dixon at Central High School in Phenix City, Ala. ... Earned the team batting award as a senior... 2014 Perfect Game Southeast Region Honorable Mention... As a junior hit .346 with 31 RBI, 16 doubles, and 18 stolen bases... Played for Team Elite in the summer of 2013 and batted .429 while driving in 12 and stealing 12 bases... 2013 Perfect Game 18U National Championship All-Tournament Team... Helped his team advance to the final four as a sophomore... Earned the team defensive award every year while at Central... Ranked third among shortstops in the Class of 2014 for the state of Alabama

**PERSONAL**

Ashley Blake Johnson... Born Sept. 15, 1995... Son of Brian and Angelia Cameron... Has one brother, Briggs, and one sister, Avery... Undecided on major

**CAREER STATS**

Year	avg	gp-gs	ab	r	h	2b	3b	hr	rbi	tb	slg%	bb	hbp	so	gdp	ob%	sf	sh	sb-att	po	a	e	fld%
2016	.174	32-22	69	9	12	1	0	0	13	13	.188	6	4	19	0	.275	1	4	2-4	42	56	4	.961
TOTAL	.174	32-22	69	9	12	1	0	0	13	13	.188	6	4	19	0	.275	1	4	2-4	42	56	4	.961







**ZAKEZ  
JONES**  
SOPHOMORE  
BIRMINGHAM, ALA. - CENTER POINT

**INF**  
**5-7, 205 LBS.**  
**L/L**

**FRESHMAN SEASON (2016)**

Played in 14 games in his rookie campaign and made three starts... Started against Troy, Kennesaw State, and Creighton all in March, all at the DH position...Tallied his first career hit in his first ever at-bat versus Arkansas State on Feb. 19...Walked six times and scored two runs

**HIGH SCHOOL**

Dual-sport athlete at Center Point High School... Played for Jimmie Hollifield and Jachie Hurst in baseball... Also played football and was an All-State Honorable Mention as a junior and senior at running back... Quality athlete who has a 34" vertical jump and can bench over 300 lbs.

**PERSONAL**

Zakez Clayton Jones... Born September 29, 1996... Son of Harper and Pamela Jones... Has one brother (Jacob - 21)... Public Health major

**CAREER STATS**

Year	avg	gp-gs	ab	r	h	2b	3b	hr	rbi	tb	slg%	bb	hbp	so	gdp	ob%	sf	sh	sb-att	po	a	e	fld%
2016	.071	14-3	14	2	1	0	0	0	0	1	.071	6	1	7	0	.381	0	0	0-0	0	0	0	.000
TOTAL	.071	14-3	14	2	1	0	0	0	0	1	.071	6	1	7	0	.381	0	0	0-0	0	0	0	.000



**JARED  
NIXON**  
**SOPHOMORE**  
**DEATSVILLE, ALA. - MARBURY**

**OF/INF**  
**6-0, 180 LBS.**  
**L/R**

**FRESHMAN SEASON (2016)**

Played in 51 games with 33 starts, primarily as the team's designated hitter... Hit .254 after collecting 34 hits... Scored 15 runs and had five doubles, one triple, one home run, and nine RBI... Successfully stole six bases in seven attempts... Collected his first career hit on February 19 against Arkansas State... Had his best game of the season in UAB's 5-3 win against eventual C-USA Champions No. 18 Southern Miss, hitting for the cycle (4-for-5, one run), just the third in UAB history... Strong game in the Blazers 8-0 victory over No. 22 Alabama, batting 3-for-4 with two doubles with two runs and one RBI... Earned All-Great Lakes League First Team honors over the summer while playing for the Lima Locos... Helped lead the Locos to second place after batting .323 with 25 runs, two home runs, and 21 RBI... Was one of only three players in the league to reach double-digits in doubles (10) and stolen bases (11)

**HIGH SCHOOL**

Played four seasons at Marbury HS... Holds team records at Marbury for Avg, Runs, Stolen Bases, and RBI... Batted .458 as a junior to along with 31 runs, 27 RBI, and 17 stolen bases... Experience playing multiple positions including a 6-3 record on the mound in 2014 with a 2.48 ERA... Named All-Metro Player of the Year and earned 5A All-State Honors... All-State Honorable Mention as a freshman... Played under coach Wade Atchley for the state runner-up in American Legion in 2014

**PERSONAL**

Named Jared Wayne Nixon... Birthday is September 16, 1996... Son of Allison and Doug Nixon... Undeclared Major

**CAREER STATS**

Year	avg	gp-gs	ab	r	h	2b	3b	hr	rbi	tb	slg%	bb	hbp	so	gdp	ob%	sf	sh	sb-att	po	a	e	fld%
2016	.254	51-33	134	15	34	5	1	1	9	44	.328	9	1	36	1	.306	0	8	6-7	15	0	1	.938
TOTAL	.254	51-33	134	15	34	5	1	1	9	44	.328	9	1	36	1	.306	0	8	6-7	15	0	1	.938





**CARTER  
PHARIS**

**SOPHOMORE**

**TRUSSVILLE, ALA. - HEWITT-TRUSSVILLE**

**INF**  
**6-1, 200 LBS.**  
**R/R**

Slated to play for the Y-D Red Sox in the Cape Cod League this summer

#### FRESHMAN SEASON (2016)

Led the team with a .297 average, 13 doubles and 36 RBI... One of two players to play and start all 55 games for the Blazers... Had 57 hits, 23 runs, one triple and two home runs... Perfect 7-for-7 on stolen base opportunities... Played across the infield... Had 15 multi-hit games... Batted 3-for-4 with 5 RBI, one run, one double, and one walk on Feb. 24 vs. Ohio... Pieced together an eight-game hitting streak in the month of April... Closed the season hitting 5-for-11 (.455) with one run, one home run, three RBI and one stolen base in the final series of the year versus Charlotte... Shined in the Valley League over the summer with the Strasburg Express... Stat-line of .342, 35 runs, five home runs, 30 RBI and 13 doubles while playing at third base... Each of those stats ranked in the top 10 of the league, with the RBI and doubles each ranking second

#### HIGH SCHOOL

Played at nearby Hewitt-Trussville under former UAB player Jeff Mauldin... Holds the school records for career walks and stolen bases... As a junior, set the school's single season records for runs (49), walks (38), stolen bases (33), and assists (81)... Hit .372 as a junior with 33 RBI, 10 doubles, and two home runs... Team won back-to-back Area 12 Championships and went 31-10 with 28 regular season victories, the latter being a school record... Named North/East Player of the Year in 2014... 2014 Class 6A Honorable Mention SS ASWA All-State... Three-year starter in baseball and basketball... Played for Excel Baseball... National Honor Society Member (3.8 GPA)

#### PERSONAL

Named Carter Matthew Pharis... Born March 23, 1997... Son of Billy and Holly Pharis

#### CAREER STATS

Year	avg	gp-gs	ab	r	h	2b	3b	hr	rbi	tb	slg%	bb	hbp	so	gdp	ob%	sf	sh	sb-att	po	a	e	fld%
2016	.297	55-55	192	23	57	13	1	2	36	78	.406	25	4	33	0	.386	2	2	7-7	329	59	9	.977
TOTAL	.297	55-55	192	23	57	13	1	2	36	78	.406	25	4	33	0	.386	2	2	7-7	329	59	9	.977





**ANTONIO  
RALAT**

**SOPHOMORE**

**SAN JUAN, P.R. - PALM BEACH STATE**

**SS**  
**6-2, 195 LBS.**  
**R/R**

**PALM BEACH STATE (2016)**

Spent one season at Palm Beach State... Batted .283, scored 18 runs, hit one home run, 13 RBI, and stole three bases

**HIGH SCHOOL**

Played at ELEV|8 Sports Institute in Delray Beach, Fla.... Coached by multiple former professional players including Executive Director of Baseball and former first round pick Luis Alicea... Also played basketball and was a member of the Puerto Rico U16 team

**PERSONAL**

Born October 24, 1996... Full name is Antonio Francisco Ralat Troncoso... Son of Kathryn Troncoso and Miguel Ralat... One brother, Alejandro (16)... Undeclared





# GARRETT WHITLOCK

**SOPHOMORE**
**SNELLVILLE, GA. - PROVIDENCE CHRISTIAN**
**RHP**  
**6-4, 192 LBS.**  
**R/R**

Rated the sixth-best prospect and third-best pitching prospect in Conference USA by D1Baseball.com entering the year

**FRESHMAN SEASON (2016)**

Consistent force out of the bullpen... Made 25 appearances with one start... Held a 3.00 ERA to go along with a 4-5 record, the second-most wins on the team... Totaled 51 innings and 46 strikeouts while issuing only 21 walks... Earned his first career victory on Feb. 27 versus Ohio, throwing 4.1 innings in relief, allowing only one run while striking out a season-high four batters... Also struck out four batters at Troy (Feb. 24) and at Marshall (May 8)... Allowed just one run over his final three appearances (5.2 innings)... Other victories came against Louisiana Tech (March 19) and nationally ranked Southern Miss (April 15)... Played in the Cape Cod League for the Chatham Anglers

**HIGH SCHOOL**

Played four seasons for coach Adam Cantrell at Providence Christian Academy... 2015 Perfect Game Preseason Honorable Mention All-American... Dazzled with a school record 0.56 ERA as a senior (school-record) while going 6-2 on the mound... Named First team All-County... Member of Team Elite Prime

**PERSONAL**

Garrett Getts Whitlock... Born June 11, 1996... Son of Larry and Janet Whitlock... Majoring in Marketing... Hopes to be college pitching coach after playing career

**CAREER STATS**

Year	avg	gp-gs	ab	r	h	2b	3b	hr	rbi	tb	slg%	bb	hbp	so	gdp	ob%	sf	sh	sb-att	po	a	e	fld%
2016	.000	25-1	0	0	0	0	0	0	0	0	.000	0	0	0	0	.000	0	0	0-0	4	11	1	.938
TOTAL	.000	25-1	0	0	0	0	0	0	0	0	.000	0	0	0	0	.000	0	0	0-0	4	11	1	.938

Year	era	w-l	app	gs	cg	sho	sv	ip	h	r	er	bb	so	2b	3b	hr	bf	bavg	wp	hbp	bk	sfa	sha
2016	3.00	4-5	25	1	0	0/3	0	51.0	58	28	17	21	46	13	0	3	233	.287	4	6	0	0	4
TOTAL	3.00	4-5	25	1	0	0/3	0	51.0	58	28	17	21	46	13	0	3	233	.287	4	6	0	0	4



**NATHAN  
ANTHES**  
FRESHMAN  
MARIETTA, GA. - LASSITER

C/3B  
5-8, 190 LBS.  
R/R

**HIGH SCHOOL**

Played at Lassiter in Marietta, Ga., a school that has produced 20 MLB players since 1995... Played under head coaches Scott Kelly and Kyle Rustay... Played catcher and third base... Earned two State Playoff appearances (2014 and 2016)... Named Honorable Mention Region 5-AAAAA All-Region in 2015

**PERSONAL**

Nathan Christian Anthes... Birthday is May 6, 1998... Son of David and Vicki Anthes... Younger brother of former Duke catcher Reed Anthes... Has one other brother (Jacob)... Civil Engineering major



**GRIFFIN  
BLAKE**  
FRESHMAN  
HUNTSVILLE, ALA. - BUCKHORN

INF  
5-11, 162 LBS.  
R/R

**HIGH SCHOOL**

Played at Buckhorn under Roger Wright the first two years and Travis Tate the final two... Made the 7A State Tournament in 2015... Played multiple positions throughout his career with the Bucks... Also played football and basketball

**PERSONAL**

Griffin Reed Blake... Born May 18, 1998... Son of Kristin and Wesley Blake... Brother, Logan, is a cheerleader at Auburn... Has two other brothers (Carson - 16, Holden - 13)... Has made mission trips all across the country in addition to the Dominican Republic and Canada... Business Management major





**ZACK  
DAVIS**  
REDSHIRT FRESHMAN  
KEARNEY, MO. - KEARNEY

**OF/1B**  
**6-3, 210 LBS.**  
**R/L**

#### REDSHIRT SEASON (2016)

Did not see any game action... Played for the Southern California Catch of the California League over the summer

#### HIGH SCHOOL

Was a standout athlete in baseball and football at Kearney Senior HS... 2014 Preseason Under Armour All-American... 2014 Perfect Game All-Tournament Team... Hit .410 with four home runs and 35 RBI and was 5-0 with a 1.61 ERA as a junior... Named to 2013-14 All-Conference baseball team... Named to All-District Football team as wide receiver in 2012, 2013... Coveted as a football recruit and held an offer from the Air Force Academy to play football... Selected to the Kansas City Royals Elite Prospect Team... Featured great athletic ability (4.5-forty yard dash, 6.8-60 yard dash) and a strong arm (88 mph) as a high schooler

#### PERSONAL

Full name is Zack Christian Davis... Born January 29, 1997... Son of Mark and Christine Davis... Hails from an athletic family as his father went to Nebraska on a football scholarship, played baseball for the Huskers from 1982-85, and then played professionally from 1985-88 with the Minnesota Twins and St. Louis Cardinals' organizations... Brother, Cole, is a quarterback for North Dakota State and a member of three FCS national champion Bison teams and younger brother, Jess, is signed to join the Blazers baseball program next season... Majoring in International Studies



**JIM  
JEFFRIES**  
FRESHMAN  
MOKENA, ILL. - PROVIDENCE CATHOLIC

**C**  
**6-2, 198 LBS.**  
**R/R**

#### HIGH SCHOOL

Played at Providence Catholic for head coach Mark Smith... Won three consecutive Class 4A State Championships, the first program to do so in over 75 years... One of four players (along with three other seniors in the Class of 2016) in Illinois state history to win three consecutive titles... The Celtics went 92-34 over the last three seasons while Jeffries played in 105 of those games... 10th-highest rated prospect from the state of Illinois at the catcher position in the class of 2016... 2016 Rawlings-Perfect Game Preseason Central All-Region Honorable Mention... Named to the McStrong Senior All-Star Game... Played basketball and football as well

#### PERSONAL

James Patrick Jeffries... Born April 16, 1998... Son of Jennifer and Bob Jeffries... Has two brothers (Tom - 21, Bob - 17) and two sisters (Megan - 16, Bridget - 14)... His father pitched at Saint Francis and Uncle Bob Jeffries pitched at Northern Illinois... Undeclared





**THOMAS  
JOHNS**  
**FRESHMAN**  
**PINSON, ALA. - CLAY-CHALKVILLE**

**C/1B/DH**  
**6-0, 248 LBS.**  
**L/L**

#### **HIGH SCHOOL**

Played at nearby Clay-Chalkville with UAB teammate Matthew Calvert under coach Bubba Roberts... Started all four years while also playing for the East Cobb Astros and GCBD Elite under coach Travis Coleman... Played at four positions (C, P, 1B, 3B) ... As a senior, batted .571 with eight home runs and 33 RBI in 38 games... 2016 Birmingham/Central Alabama All-Region Honorable Mention... Limited to nine games as a junior due to a broken hamate hook in his right hand... Selected to play in the 2015 Alabama North-South All-Star Team... 2015 Perfect Game Underclass Second Team All-American... Earned 2014 CCHS Hitter of the Year after hitting .417 with three home runs and 29 RBI as a sophomore... Top-ranked First Baseman prospect in the State of Alabama eighth-ranked prospect overall

#### **PERSONAL**

Born Thomas Jarrell Johns on November 2, 1997... Son of Tracy and Tim Johns... One sister (Sam - 22)... Kinesiology Major



**COLTON  
SCHULTZ**  
**FRESHMAN**  
**HUNTSVILLE, ALA. - HUNTSVILLE**

**OF/INF**  
**6-0, 182 LBS.**  
**L/R**

#### **HIGH SCHOOL**

Played at Huntsville with current Blazer Brewer Hicklen... Named First Team All-City as a junior after hitting .342, six home runs and 29 RBI... Added 11 stolen bases and a school-record – triples... Hit 4-for-4 in Game Three of the first round of state playoffs versus Bob Jones High School with the go-ahead three-run home run and 3 RBI... Earned the Quality at Bats Award and also played for the SoCal National Travel Team under Scott Luke... Rated the 10th-best middle infielder prospect in the state of Alabama by Perfect Game... Quality athlete who runs in the 6.9's for the 60-yard dash, has a 10-yard split of 1.59 seconds (86th percentile), and has an exit velocity of 92 mph (90th percentile)... Played basketball as a freshman and football as a sophomore

#### **PERSONAL**

Matthew Colton Schultz... Born May 11, 1998... Son of Kim and Matt Schultz... Has one brother (Sinde - 15) and one sister (Bailey - 16)... Father played baseball at Jacksonville State and Martin Methodist... Uncle Bobby Johnson played at Wallace State CC while other uncle Bill Schultz played basketball at Snead State CC... Serves as a leader in the Fellowship of Christian Athletes (FCA)... Undeclared





# SYLVESTER TOE

**FRESHMAN**

**DOUGLASVILLE, GA. - LANDMARK CHRISTIAN**

**RHP/OF**  
**6-3, 210 LBS.**  
**R/R**

## HIGH SCHOOL

Played at Landmark Christian High School in Douglasville, Ga. for head coach Jason Godbee... Three-time All-Region honoree and team MVP his junior and senior seasons... Hit .520 as a senior and scored 21 runs, hit three home runs, and drove in 21... Stole 10 bases as a senior... 2-0 on the mound across eight games and 27 innings... Struck out 47 batters, good for a 15.67 K/9... Named to the 2015 17U Perfect Game Evoshield Classic All-Tournament Team and 2015 Perfect Game WWBA 18U 2015 Grads All-Tournament Team... Rawlings Perfect Game Preseason All-American as a pitcher going into senior year... Strong junior season in which he hit .485 for the War Eagles while throwing 40.1 innings on the mound with a 2.68 ERA and 50 strikeouts... Had a 17-strikeout performance on March 18, 2016... Four-year letterwinner... Member of the East Cobb Pirates and hit .421 in 38 games with 13 extra-base hits while throwing in 10 games with a 1.15 ERA... Rated 10th among right-handed pitchers in the Class of 2016 for the state of Georgia... Four-time National Society of High School Scholars member and spent time volunteering throughout high school... Spent a lot of time away from the diamond volunteering and being active in church... Also played football for two years

## PERSONAL

Sylvester Krahnwin Toe, Jr. ... Born September 18, 1997... Son of Ernestine and Sylvester Toe... Majoring in Biology



# TYLER TOLBERT

**FRESHMAN**

**TRUSSVILLE, ALA. - HEWITT-TRUSSVILLE**

**INF**  
**5-11, 150 LBS.**  
**R/R**

One of the fastest players on the team with a 60-yard dash in the 6.5-second range

## HIGH SCHOOL

Played under Jeff Mauldin at Hewitt-Trussville High School... 2016 Birmingham/Central Alabama Player of the Year while leading his team to the Class 7A State Title... Second Team Louisville Slugger All-American and Alabama 7A Hitter of the Year... Huskies won 17 of their last 19 games including an upset of nationally ranked Sparkman in the State Semifinals and shutout Auburn in back-to-back games of the championship series... Batted .447 as a senior, setting school records for hits (71), runs (64), and stolen bases (41)... Added 10 doubles, five triples, and 20 walks while striking out just 16 times as the team's leadoff hitter... Had 93 assists and 96 putouts in the field as a Second Baseman... One of the school's all-time leaders in assists (162)... Stole home base against nationally-ranked Vestavia Hills with the game tied at 1-1 and the bases loaded in the sixth inning with Alabama freshman Sonny Potter on the mound... 2016 Perfect Game Preseason Honorable Mention All-American... Hit .316 as a junior, 36 RBI, scored 15 runs and swiped nine bases... Was teammates with fellow Blazer Carter Pharis... Played for the East Cobb Pirates alongside UAB teammate Thomas Johns in the summer... Won the 2016 WWBA National Championship... Made the All-Tournament team across multiple tournaments... Rated the seventh-best second base recruit in the Class of 2016 by Perfect Game in the state of Alabama... Also played basketball on the varsity team as a sophomore

## PERSONAL

Tyler Mangual Tolbert... Born January 27, 1998... Son of Bernardo and Sherrye Tolbert... Cousin is former Tennessee quarterback Joshua Dobbs, who ranks third all-time in Volunteers history for total offense (9,360 yards) ... Also cousins with fellow UAB baseball player Stephen Dobbs... Has one sister, Taylor... Kinesiology major



**1**  
Antonio Ralat  
INF • 6-2 • 195 • R/R • So.  
San Juan, P.R.  
Palm Beach State



**2**  
Tyler Tolbert  
INF • 5-11 • 150 • R/R • Fr.  
Trussville, Ala.  
Hewitt-Trussville



**3**  
Tyler Gates  
RHP • 6-0 • 203 • R/R • R-Jr.  
Northport, Ala.  
Shelton State CC



**5**  
Carter Pharis  
INF • 6-1 • 200 • R/R • So.  
Trussville, Ala.  
Hewitt-Trussville



**6**  
Blake Johnson  
INF • 5-9 • 170 • R/R • R-So.  
Phenix City, Ala.  
Central



**8**  
Brett Blackwood  
INF • 6-1 • 195 • R/R • R-So.  
Hartselle, Ala.  
Huntsville



**9**  
Zack Davis  
OF/1B • 6-3 • 210 • L/R • R-Fr.  
Kearney, Mo.  
Kearney



**10**  
Brewer Hicklen  
OF • 6-2 • 208 • R/R • R-So.  
Huntsville, Ala.  
Huntsville



**11**  
Garrett Whitlock  
RHP • 6-4 • 192 • R/R • So.  
Snellville, Ga.  
Providence Christian



**12**  
Luke Eigsti  
OF/RHP • 6-2 • 195 • R/R • So.  
Scottsdale, Ariz.  
Saguaro



**14**  
Cory Eller  
RHP • 5-9 • 170 • R/R • R-Sr.  
Niceville, Fla.  
Niceville



**15**  
Ryan Ruggles  
LHP • 6-3 • 202 • L/L • Jr.  
Sheffield, Ala.  
Sheffield



**16**  
Tanner Graham  
RHP • 6-3 • 212 • R/R • So.  
Killen, Ala.  
Brooks



**17**  
Zakez Jones  
INF • 5-7 • 205 • R/R • So.  
Birmingham, Ala.  
Center Point



**18**  
Carson Jones  
RHP • 6-1 • 208 • R/R • R-Jr.  
Moulton, Ala.  
Calhoun CC



**19**  
Price Visintainer  
INF • 5-9 • 175 • R/R • Jr.  
Vestavia, Ala.  
Shelton State CC



**20**  
Jared Nixon  
OF • 6-0 • 180 • L/R • So.  
Deatsville, Ala.  
Marbury



**21**  
Matthew Calvert  
LHP • 6-1 • 225 • R/L • So.  
Springville, Ala.  
Clay-Chalkville




**22**  
Eric Henderson  
RHP • 6-1 • 205 • R/R • Jr.  
Marietta, Ga.  
Marietta



**23**  
Pierce Ressmeyer  
C • 5-10 • 190 • R/R • Sr.  
Columbus, Ga.  
GSU Perimeter



**24**  
Riley McCown  
OF • 5-11 • 191 • L/R • Sr.  
Fayetteville, Tenn.  
Volunteer State CC



**25**  
Austin Thomas  
RHP • 6-2 • 203 • R/R • Sr.  
Smiths, Ala.  
Chattahoochee Valley CC



**26**  
Stephen Dobbs  
C • 5-9 • 184 • R/R • Jr.  
Hoover, Ala.  
Wallace-Hanceville CC




**27**  
Thomas Johns  
C/DH • 6-0 • 248 • L/R • Fr.  
Pinson, Ala.  
Clay-Chalkville




**28**  
Sylvester Toe  
RHP/OF • 6-3 • 210 • R/R • Fr.  
Douglasville, Ga.  
Landmark Christian



**29**  
Isaiah Gonzales-Montoya  
RHP • 6-0 • 167 • R/R • Jr.  
Denver, Colo.  
Butler CC



**30**  
Colton Schultz  
OF • 6-0 • 182 • L/R • Fr.  
Huntsville, Ala.  
Huntsville



**31**  
Adam Lamar  
LHP • 6-4 • 175 • L/L • Sr.  
Rogersville, Ala.  
Lauderdale County



**33**  
Dylan Munger  
LHP • 6-2 • 200 • R/R • R-Sr.  
Muscle Shoals, Ala.  
Muscle Shoals



**34**  
Nathan Anthes  
C • 5-8 • 190 • R/R • Fr.  
Marietta, Ga.  
Lassister



**36**  
Griffin Blake  
INF • 5-11 • 162 • R/R • Fr.  
Huntsville, Ala.  
Buckhorn



**41**  
Thomas Lowery  
LHP • 5-9 • 183 • L/R • Sr.  
Birmingham, Ala.  
Pelham



**42**  
Kyle Davis  
RHP/1B • 6-3 • 235 • R/R • So.  
Brewton, Ala.  
T.R. Miller



**44**  
Jim Jeffries  
C • 6-2 • 198 • R/R • Fr.  
Mokena, Ill.  
Providence Catholic





### (All games Sorted by Batting avg)

Record: 21-34 Home: 16-14 Away: 5-20 C-USA: 12-18

Player	avg	gp-gs	ab	r	h	2b	3b	hr	rbi	tb	slg%	bb	hp	so	gdp	ob%	sf	sh	sb-att	po	a	e	fld%
C. Pharis	.297	55-55	192	23	57	13	1	2	36	78	.406	25	4	33	0	.386	2	2	7-7	329	59	9	.977
G. Gum	.289	55-54	211	33	61	11	1	3	32	83	.393	14	8	34	1	.353	2	4	9-14	127	2	2	.985
B. Hicklen	.289	55-55	201	37	58	7	4	3	26	82	.408	38	6	41	0	.413	2	1	22-28	139	0	1	.993
J. Nixon	.254	51-33	134	15	34	5	1	1	9	44	.328	9	1	36	1	.306	0	8	6-7	15	0	1	.938
E. Tresgallo	.241	36-36	141	18	34	7	1	4	18	55	.390	8	5	33	0	.305	0	0	7-9	69	55	8	.939
R. McCown	.214	52-49	168	23	36	3	1	1	15	44	.262	17	8	25	1	.313	2	4	3-3	92	3	1	.990
E. Peterson	.208	53-50	154	21	32	2	0	1	17	37	.240	36	2	42	1	.365	0	10	2-4	51	125	11	.941
A. Smith	.200	55-54	170	18	34	2	0	1	21	39	.229	18	2	38	1	.281	2	8	1-7	84	127	11	.950
M. Williams	.160	50-44	131	15	21	3	1	0	13	26	.198	23	3	30	1	.296	2	9	0-3	291	35	5	.985
-----																							
B. Blackwood	1.000	1-0	1	0	1	0	0	0	0	1	1.000	0	0	0	0	1.000	0	0	0-0	0	0	0	.000
J. Armstrong	.217	26-15	60	11	13	2	1	0	5	17	.283	7	4	15	0	.338	0	1	0-0	129	10	4	.972
H. Davis	.204	29-16	54	6	11	3	0	0	7	14	.259	10	2	19	2	.348	0	1	0-0	7	3	0	1.000
B. Johnson	.174	32-22	69	9	12	1	0	0	13	13	.188	6	4	19	0	.275	1	4	2-4	42	56	4	.961
42 Kyle Davis	.167	27-8	24	5	4	1	0	0	3	5	.208	5	2	9	0	.355	0	0	0-0	1	2	0	1.000
L. Eigsti	.158	15-4	19	2	3	0	0	0	0	3	.158	2	0	6	0	.238	0	1	0-0	15	0	1	.938
17 Zakez Jones	.071	14-3	14	2	1	0	0	0	0	1	.071	6	1	7	0	.381	0	0	0-0	0	0	0	.000
D. Munger	.000	19-1	0	0	0	0	0	0	0	0	.000	0	0	0	0	.000	0	0	0-0	6	3	3	.750
C. Eller	.000	16-0	0	0	0	0	0	0	0	0	.000	0	0	0	0	.000	0	0	0-0	3	1	0	1.000
J. Floyd	.000	5-0	0	0	0	0	0	0	0	0	.000	0	0	0	0	.000	0	0	0-0	0	0	0	.000
M. Calvert	.000	7-0	0	0	0	0	0	0	0	0	.000	0	0	0	0	.000	0	0	0-0	0	2	0	1.000
S. Baggett	.000	19-5	0	0	0	0	0	0	0	0	.000	0	0	0	0	.000	0	0	0-0	2	4	1	.857
A. Thomas	.000	16-5	0	0	0	0	0	0	0	0	.000	0	0	0	0	.000	0	0	0-0	3	3	0	1.000
T. Lowery	.000	22-2	0	0	0	0	0	0	0	0	.000	0	0	0	0	.000	0	0	0-0	2	6	0	1.000
R. Ruggles	.000	17-15	0	0	0	0	0	0	0	0	.000	0	0	0	0	.000	0	0	0-0	3	5	3	.727
G. Whitlock	.000	25-1	0	0	0	0	0	0	0	0	.000	0	0	0	0	.000	0	0	0-0	4	11	1	.938
T. Graham	.000	17-13	0	0	0	0	0	0	0	0	.000	0	0	0	0	.000	0	0	0-0	5	17	0	1.000
A. Lamar	.000	22-10	0	0	0	0	0	0	0	0	.000	0	0	0	0	.000	0	0	0-0	3	17	1	.952
Totals	.236	55	1743	238	412	60	11	16	215	542	.311	224	52	387	8	.339	13	53	59-86	1422	546	67	.967
Opponents	.244	55	1752	272	428	77	9	27	239	604	.345	248	78	331	16	.359	24	42	40-57	1434	546	60	.971

LOB - Team (413), Opp (450). DPs turned - Team (42), Opp (31). IBB - Team (1), J. Armstrong 1, Opp (8). Picked off - B. Hicklen 3, E. Tresgallo 3, J. Nixon 2, C. Pharis 2, H. Davis 1, B. Johnson 1, M. Williams 1, G. Gum 1, R. McCown 1, J. Armstrong 1.

### (All games Sorted by Earned run avg)

Player	era	w-l	app	gs	cg	sho	sv	ip	h	r	er	bb	so	2b	3b	hr	b/avg	wp	hp	bks	sfa	sha
A. Lamar	2.93	3-4	22	10	0	0/3	0	55.1	42	20	18	22	31	9	1	2	.221	1	7	0	3	8
R. Ruggles	4.18	6-4	17	15	0	0/3	0	71.0	59	39	33	36	44	8	0	1	.226	5	13	0	2	4
T. Graham	4.79	3-6	17	13	0	0/0	0	71.1	69	43	38	31	34	11	1	8	.257	5	9	0	2	8
-----																						
42 Kyle Davis	1.82	2-1	9	3	0	0/2	0	24.2	11	6	5	18	14	2	0	2	.145	3	3	0	2	4
T. Lowery	2.82	1-4	22	2	0	0/3	8	51.0	43	24	16	21	49	6	3	4	.230	4	4	1	4	3
G. Whitlock	3.00	4-5	25	1	0	0/3	0	51.0	58	28	17	21	46	13	0	3	.287	4	6	0	0	4
D. Munger	4.11	1-2	19	1	0	0/2	1	35.0	26	19	16	29	27	5	1	2	.211	4	7	0	2	3
M. Calvert	4.15	0-1	7	0	0	0/2	0	8.2	6	4	4	5	3	1	0	0	.214	3	3	0	2	0
S. Baggett	4.50	0-3	19	5	0	0/1	0	40.0	45	35	20	22	38	8	1	1	.271	3	10	1	2	2
A. Thomas	4.85	1-2	16	5	0	0/0	0	39.0	40	26	21	16	23	7	0	1	.276	7	9	1	2	5
J. Floyd	7.71	0-0	5	0	0	0/0	0	7.0	9	8	6	7	5	1	0	1	.321	1	2	1	1	0
C. Eller	8.44	0-2	12	0	0	0/0	0	16.0	15	15	15	14	12	5	1	2	.250	1	4	0	2	1
L. Eigsti	11.25	0-0	4	0	0	0/0	0	4.0	5	5	5	6	5	1	1	0	.294	1	1	0	0	0
Totals	4.06	21-34	55	55	0	6/6	9	474.0	428	272	214	248	331	77	9	27	.244	42	78	4	24	42
Opponents	3.90	34-21	55	55	3	4/2	17	478.0	412	238	207	224	387	60	11	16	.236	50	52	11	13	53

PB - Team (3), M. Williams 3, Opp (9). Pickoffs - Team (9), M. Williams 3, S. Baggett 1, A. Thomas 1, R. Ruggles 1, T. Lowery 1, T. Graham 1, A. Lamar 1, Opp (15). SBA/ATT - M. Williams (30-42), R. Ruggles (14-19), E. Tresgallo (10-13), T. Graham (6-7), A. Lamar (2-6), D. Munger (4-5), S. Baggett (5-5), A. Thomas (1-4), K. Davis (4-4), G. Whitlock (0-3), M. Calvert (2-2), J. Floyd (1-1), T. Lowery (1-1).



### (C-USA games only Sorted by Batting avg)

Record: 12-18 Home: 8-7 Away: 4-11 C-USA: 12-18

Player	avg	gp-gs	ab	r	h	2b	3b	hr	rbi	tb	slg%	bb	hp	so	gdp	ob%	sf	sh	sb-att	po	a	e	fld%
C. Pharis	.336	30-30	107	8	36	6	1	0	21	44	.411	13	1	14	0	.407	2	1	2-2	195	28	2	.991
G. Gum	.298	30-30	121	18	36	5	1	2	16	49	.405	5	5	22	1	.348	1	4	3-7	68	2	2	.972
B. Hicklen	.287	30-30	115	20	33	6	3	0	12	45	.391	20	1	23	0	.397	0	1	6-9	79	0	0	1.000
J. Nixon	.260	28-18	77	9	20	1	1	1	7	26	.338	6	0	19	1	.313	0	5	4-5	4	0	0	1.000
A. Smith	.233	30-30	103	14	24	1	0	1	13	28	.272	8	1	20	1	.295	0	6	1-4	51	75	6	.955
E. Peterson	.202	29-28	84	12	17	1	0	0	8	18	.214	18	0	26	1	.343	0	7	1-2	28	89	7	.944
R. McCown	.200	28-26	90	11	18	2	1	1	10	25	.278	11	2	15	1	.298	1	4	2-2	49	3	1	.981
M. Williams	.167	27-26	78	9	13	3	1	0	5	18	.231	9	3	14	1	.278	0	6	0-1	154	20	2	.989
-----																							
J. Armstrong	.344	12-8	32	6	11	1	0	0	2	12	.375	6	1	6	0	.462	0	1	0-0	71	6	3	.963
E. Tresgallo	.281	15-15	57	8	16	1	1	3	11	28	.491	4	3	12	0	.359	0	0	2-3	20	19	4	.907
H. Davis	.190	21-13	42	6	8	3	0	0	5	11	.262	8	2	16	2	.346	0	1	0-0	7	3	0	1.000
B. Johnson	.189	17-13	37	5	7	0	0	0	7	7	.189	4	2	7	0	.302	0	4	1-2	30	31	2	.968
L. Eigsti	.000	7-2	8	1	0	0	0	0	0	0	.000	1	0	4	0	.111	0	1	0-0	6	0	0	1.000
42 Kyle Davis	.000	12-4	7	0	0	0	0	0	0	0	.000	0	0	5	0	.000	0	0	0-0	1	2	0	1.000
17 Zakez Jones	.000	3-0	3	0	0	0	0	0	0	0	.000	0	0	2	0	.000	0	0	0-0	0	0	0	.000
J. Floyd	.000	1-0	0	0	0	0	0	0	0	0	.000	0	0	0	0	.000	0	0	0-0	0	0	0	.000
M. Calvert	.000	1-0	0	0	0	0	0	0	0	0	.000	0	0	0	0	.000	0	0	0-0	0	0	0	.000
S. Baggett	.000	10-1	0	0	0	0	0	0	0	0	.000	0	0	0	0	.000	0	0	0-0	1	1	1	.667
C. Eller	.000	5-0	0	0	0	0	0	0	0	0	.000	0	0	0	0	.000	0	0	0-0	1	0	0	1.000
D. Munger	.000	8-0	0	0	0	0	0	0	0	0	.000	0	0	0	0	.000	0	0	0-0	3	2	3	.625
A. Thomas	.000	7-1	0	0	0	0	0	0	0	0	.000	0	0	0	0	.000	0	0	0-0	0	0	0	.000
G. Whitlock	.000	15-0	0	0	0	0	0	0	0	0	.000	0	0	0	0	.000	0	0	0-0	2	5	1	.875
T. Lowery	.000	13-2	0	0	0	0	0	0	0	0	.000	0	0	0	0	.000	0	0	0-0	0	5	0	1.000
A. Lamar	.000	9-4	0	0	0	0	0	0	0	0	.000	0	0	0	0	.000	0	0	0-0	0	7	1	.875
R. Ruggles	.000	11-10	0	0	0	0	0	0	0	0	.000	0	0	0	0	.000	0	0	0-0	1	4	0	1.000
T. Graham	.000	10-9	0	0	0	0	0	0	0	0	.000	0	0	0	0	.000	0	0	0-0	3	10	0	1.000
Totals	.249	30	961	127	239	30	9	8	117	311	.324	113	21	205	8	.339	4	41	22-37	774	312	35	.969
Opponents	.257	30	947	150	243	36	5	15	134	334	.353	138	41	166	13	.370	16	30	17-26	783	296	32	.971

LOB - Team (230), Opp (248). DPs turned - Team (29), Opp (19). IBB - Team (1), J. Armstrong 1, Opp (4). Picked off - C. Pharis 2, B. Johnson 1, B. Hicklen 1, J. Armstrong 1.

### (C-USA games only Sorted by Earned run avg)

Player	era	w-l	app	gs	cg	sho	sv	ip	h	r	er	bb	so	2b	3b	hr	b/avg	wp	hp	bks	sfa	sha
T. Lowery	1.97	1-2	13	2	0	0/1	5	32.0	27	15	7	15	30	4	1	2	.233	3	4	0	2	3
R. Ruggles	4.78	5-3	11	10	0	0/2	0	49.0	41	27	26	26	28	5	0	1	.229	3	11	0	2	4
T. Graham	5.44	1-4	10	9	0	0/0	0	46.1	53	31	28	22	23	8	1	5	.296	1	5	0	2	5
-----																						
J. Floyd	0.00	0-0	1	0	0	0/0	0	2.0	2	0	0	0	0	0	0	0	.286	0	0	0	1	0
M. Calvert	0.00	0-0	1	0	0	0/0	0	0.2	0	0	0	1	1	0	0	0	.000	0	1	0	1	0
42 Kyle Davis	2.05	1-1	7	3	0	0/1	0	22.0	10	6	5	17	11	2	0	2	.152	1	3	0	2	4
S. Baggett	2.79	0-1	10	1	0	0/0	0	19.1	22	12	6	9	21	3	1	0	.282	3	2	0	1	1
A. Lamar	3.52	0-2	9	4	0	0/1	0	23.0	20	11	9	9	8	5	1	1	.247	1	2	0	0	4
G. Whitlock	3.58	3-3	15	0	0	0/2	0	27.2	35	17	11	9	22	7	0	1	.315	2	6	0	0	3
D. Munger	5.17	0-2	8	0	0	0/1	0	15.2	8	11	9	16	9	0	0	1	.154	0	5	0	2	3
A. Thomas	5.65	1-0	7	1	0	0/0	0	14.1	19	12	9	7	9	1	0	1	.345	4	2	0	2	2
C. Eller	9.00	0-0	5	0	0	0/0	0	6.0	5	6	6	5	4	1	1	1	.238	1	0	0	1	1
L. Eigsti	99.00	0-0	1	0	0	0/0	0	0.0	1	2	2	2	0	0	0	0	1.000	1	0	0	0	0
Totals	4.12	12-18	30	30	0	3/3	5	258.0	243	150	118	138	166	36	5	15	.257	20	41	0	16	30
Opponents	3.86	18-12	30	30	3	4/2	7	261.0	239	127	112	113	205	30	9	8	.249	26	21	4	4	41

PB - Team (0), Opp (2). Pickoffs - Team (4), T. Lowery 1, R. Ruggles 1, M. Williams 1, T. Graham 1, Opp (5). SBA/ATT - M. Williams (13-21), R. Ruggles (6-8), T. Graham (3-4), E. Tresgallo (4-4), K. Davis (4-4), A. Lamar (1-3), A. Thomas (0-2), D. Munger (1-2), G. Whitlock (0-1), S. Baggett (1-1), T. Lowery (1-1).



### Batting (All games)

Date	Opponent	ab	r	h	rbi	2b	3b	hr	tb	bb	ibb	sb	cs	hbp	sac	sf	gdp	k	po	a	e	lob	avg
Feb 19	ARKANSAS STATE	34	5	9	2	1	0	0	10	9	0	0	0	2	0	0	0	8	27	17	4	13	.265
Feb 20	ARKANSAS STATE	29	5	8	4	3	0	1	14	2	0	0	1	0	1	1	0	8	27	5	1	4	.270
Feb 20	ARKANSAS STATE	36	2	12	2	1	0	0	13	3	0	0	1	0	1	0	0	9	27	11	1	11	.293
Feb 24	at Troy	30	1	6	1	0	0	1	9	4	0	0	0	1	1	0	0	8	24	4	1	8	.271
Feb 26	OHIO	37	15	14	14	2	1	1	21	10	0	3	0	1	0	1	0	6	27	8	1	10	.295
Feb 27	OHIO	27	7	6	7	2	0	0	8	7	0	4	0	2	2	1	0	6	27	9	2	8	.285
Feb 28	OHIO	29	1	3	1	1	0	0	4	4	0	1	0	4	1	0	0	11	27	7	0	10	.261
Mar 01	at Samford	23	2	3	2	0	0	2	9	2	0	0	0	0	0	0	0	4	18	5	3	2	.249
Mar 02	TROY	31	7	8	6	3	0	0	11	5	0	2	0	3	0	1	0	7	27	15	0	9	.250
Mar 04	KENNESAW STATE	32	6	7	5	1	0	0	8	10	0	1	1	1	0	0	0	7	27	13	5	10	.247
Mar 05	KENNESAW STATE	30	4	7	3	1	0	0	8	2	0	3	0	1	0	0	0	4	27	6	2	5	.246
Mar 06	KENNESAW STATE	31	2	3	1	0	0	0	3	5	0	1	1	0	2	0	0	5	33	13	2	6	.233
Mar 11	at Creighton	32	1	7	1	4	0	0	11	0	0	0	2	0	0	0	0	10	24	9	1	4	.232
Mar 12	at Creighton	32	1	6	1	0	0	0	6	1	0	0	1	0	0	0	0	8	24	13	0	5	.229
Mar 13	at Creighton	29	3	4	3	0	0	0	4	5	0	4	2	1	0	1	0	4	24	6	1	6	.223
Mar 15	OLE MISS	32	1	5	1	1	0	0	6	1	0	2	0	2	0	0	0	8	27	13	1	7	.219
Mar 16	OLE MISS	32	1	6	1	1	0	0	7	3	0	2	1	0	0	0	0	8	27	10	1	7	.217
*Mar 18	LOUISIANA TECH	30	7	5	6	1	0	0	6	5	0	1	1	2	1	0	0	4	27	8	1	7	.214
*Mar 19	LOUISIANA TECH	33	10	11	10	1	3	0	18	6	0	0	1	0	1	0	0	7	27	11	0	6	.221
*Mar 20	LOUISIANA TECH	35	4	8	4	0	0	0	8	9	0	1	0	1	1	0	0	9	27	9	2	15	.221
Mar 22	ALABAMA	35	8	12	7	4	0	0	16	3	0	2	0	1	0	0	0	7	27	8	0	7	.228
*Mar 25	at Florida Atlantic	33	3	9	3	0	0	0	9	1	0	0	1	0	2	0	0	4	24	6	0	6	.230
*Mar 25	at Florida Atlantic	31	3	7	3	1	0	0	8	1	0	0	1	1	1	1	0	9	24	10	1	5	.230
*Mar 26	at Florida Atlantic	31	0	4	0	0	0	0	4	1	0	0	0	1	0	0	1	11	24	11	1	6	.225
Mar 29	ALABAMA A&M	28	12	9	11	2	1	0	13	11	0	2	0	4	0	2	0	7	27	11	2	9	.229
*Apr 02	WESTERN KENTUCKY	29	2	6	2	0	0	1	9	3	0	2	0	0	2	0	0	7	27	14	1	8	.228
*Apr 02	WESTERN KENTUCKY	31	1	8	1	2	0	0	10	5	0	1	0	0	2	0	0	5	27	8	0	10	.229
*Apr 03	WESTERN KENTUCKY	39	5	8	5	3	0	1	14	4	0	1	0	1	1	0	0	14	30	15	4	10	.228
Apr 05	at Jacksonville State	38	10	11	9	0	0	2	17	6	0	0	1	2	0	0	0	8	24	7	0	9	.231
*Apr 8	at RICE	31	3	6	3	1	0	0	7	8	0	1	0	2	1	0	1	10	24	10	3	12	.229
*Apr 9	at RICE	31	6	8	5	1	1	0	11	2	0	1	1	1	2	2	0	8	27	7	0	5	.230
*Apr 10	at RICE	29	0	2	0	0	0	0	2	1	0	1	0	0	0	0	0	4	24	11	2	3	.226
Apr 12	at Alabama	33	6	7	6	1	0	0	8	5	0	4	0	0	0	0	0	14	24	11	2	5	.225
*Apr 15	SOUTHERN MISS	38	5	16	5	1	2	1	24	1	0	1	1	0	1	0	0	6	27	14	1	11	.232
*Apr 16	SOUTHERN MISS	32	8	9	7	1	1	1	15	7	0	0	0	2	1	0	0	6	27	7	0	10	.234
*Apr 17	SOUTHERN MISS	23	0	3	0	2	0	0	5	3	0	0	1	0	0	0	0	7	21	7	2	5	.232
*Apr 23	MIDDLE TENNESSEE	29	10	8	10	1	0	0	9	8	0	1	0	2	3	0	0	5	27	11	1	8	.233
*Apr 23	MIDDLE TENNESSEE	26	5	8	4	2	0	0	10	2	0	2	0	2	4	1	0	6	27	8	0	6	.234
*Apr 24	MIDDLE TENNESSEE	32	8	11	7	1	1	0	14	5	0	2	0	1	2	0	0	11	27	11	1	8	.237
*Apr 29	at Old Dominion	30	3	5	3	0	1	1	10	10	0	0	0	0	2	0	0	9	24	7	0	12	.235
*Apr 30	at Old Dominion	35	4	8	3	1	0	0	9	3	0	0	1	0	0	0	0	5	24	8	1	7	.235
*Apr 30	at Old Dominion	30	6	9	6	1	0	0	10	5	1	1	0	0	4	0	1	6	27	14	1	6	.237
May 03	at Ohio State	33	6	9	6	2	0	1	14	5	0	1	0	0	2	0	0	9	27	9	1	7	.238
May 04	at Ohio State	31	3	5	3	0	0	0	5	2	0	0	0	1	1	0	0	7	24	8	1	5	.236
*May 06	at Marshall University	32	1	7	1	2	0	0	9	1	0	0	1	0	1	0	0	4	24	8	3	6	.236
*May 07	at Marshall University	35	3	7	3	1	0	1	11	6	0	0	2	1	1	0	3	8	30	14	2	7	.235
*May 08	at Marshall University	38	5	9	5	1	0	1	13	1	0	2	0	0	0	0	0	7	24	13	1	7	.235
May 10	SAMFORD	28	1	3	1	0	0	0	3	4	0	5	1	4	0	2	0	4	27	8	0	10	.232
*May 13	FIU	39	4	10	3	1	0	0	11	2	0	1	0	0	0	0	0	9	27	13	1	10	.233
*May 14	FIU	32	0	8	0	0	0	0	8	1	0	0	1	0	0	0	0	4	27	15	1	6	.233
*May 15	FIU	30	4	6	4	2	0	1	11	3	0	0	3	1	0	0	0	5	27	8	3	3	.233
May 17	at Auburn	30	1	3	0	0	0	0	3	2	0	0	0	1	1	0	0	5	24	8	0	6	.230
*May 19	at Charlotte	30	2	9	2	1	0	0	10	2	0	1	0	0	3	0	2	5	27	13	0	6	.232
*May 21	at Charlotte	38	11	12	8	1	0	0	13	6	0	0	0	1	2	0	0	4	27	11	0	9	.233
*May 21	at Charlotte	29	4	12	4	1	0	0	13	1	0	2	0	2	3	0	0	6	18	10	2	10	.236
Totals		1743	238	412	215	60	11	16	542	224	1	59	27	52	53	13	8	387	1422	546	67	413	.236



Judy MacLeod

Conference USA is in its 22nd year in 2016-17 as it continues to compete and promote the success of its student-athletes. The league has adapted to the ever-changing landscape of collegiate athletics over its first two-plus decades, but the commitment to excellence, integrity, leadership and its student athletes in competition, academics and community is unwavering.

Conference USA enjoys a far-reaching fan base with its 14 members: Charlotte, FIU, Florida Atlantic, Louisiana Tech, Marshall, Middle Tennessee, North Texas, Old Dominion, Rice, Southern Miss, UAB, UTEP, UTSA and WKU.

Debuting in 1995, Conference USA teams have combined for 100 bowl appearances in football, 104 NCAA Tournament appearances in basketball, including three Final Fours, 67 NCAA baseball appearances including six College World Series berths, 89 NCAA soccer tournament appearances including four trips to the College Cup, and 36 individual national champions in track and field and cross country.

Success is not limited to athletic achievement, however, as 215 Conference USA student-athletes have garnered Academic All-America honors, 736 have achieved academic all-district laurels and thousands of student-athletes have earned a college degree.

Conference USA sponsors competition in 19 sports – nine for men (baseball, basketball, cross country, football, golf, soccer, tennis, and indoor and outdoor track and field) and 10 for women (basketball, cross country, golf, soccer, softball, swimming and diving, tennis, indoor and outdoor track and field, and volleyball).

The league promotes the scholar-athlete ideal, honoring outstanding academic achievement with numerous conference-sponsored awards, including the Commissioner's Honor Roll and the Commissioner's Academic Medal as well as sport-specific All-Academic teams.

C-USA annually awards postgraduate scholarships, along with the Sport Academic Awards, Scholar-Athletes of the Year and the Institutional Academic Excellence Award. Additionally, Conference USA presents a Spirit of Service Award three times each year, recognizing student-athletes who excel on the field, in the classroom and give back to the community through significant service efforts and participation.

### SUCCESS ON THE PLAYING FIELD

Conference USA performers have achieved great success in competition, placing the league among the top conferences in the nation.

#### Football

- \*100 teams have earned bowl bids
- \*Eligible for the College Football Playoff
- \*Conference USA has 10 bowl affiliations through the 2019 season, securing a minimum of five berths annually. Conference USA has primary bowl tie-ins with the Boca Raton Bowl, Gildan New Mexico Bowl, Hawai'i Bowl, Miami Beach Bowl, Popeyes Bahamas Bowl, R+L Carriers New Orleans Bowl, St. Petersburg Bowl and Zaxby's Heart of Dallas Bowl, along with secondary arrangements with the Camping World Independence Bowl and the Lockheed Martin Armed Forces Bowl.

#### Men's Basketball

- \*124 postseason teams (53 NCAA, 48 NIT, 11 CBI, 10 CIT, 2 LV16)
- \*One National Championship title game appearance
- \*Three Final Four teams
- \*Seven Elite Eight NCAA Tournament teams
- \*One NIT Champion and five NIT semifinalists
- \*Inaugural CBI Champion
- \*One CIT Champion
- \*Inaugural Las Vegas 16 Champion

#### Women's Basketball

- \*51 NCAA Tournament appearances
- \*56 WNIT appearances
- \*One Sweet 16 NCAA Tournament team
- \*Three WNIT semifinalists
- \*One WBI Champion

#### Baseball

- \*67 NCAA appearances
- \*Six College World Series appearances (2009, 2008, 2007, 2006, 2005 and 2001)

\*14 Super Regional appearances

\*Has produced at least four NCAA teams in 10 of the past 15 seasons

In addition to the numerous NCAA Tournament berths, C-USA has sent four men's soccer teams to the NCAA College Cup, three softball teams to the Women's College World Series and three volleyball teams to the NCAA Sweet 16. The league has also had 36 national champions in NCAA track and field competition, one national champion in diving, and numerous NCAA individual and team competitors in cross country, golf, swimming, tennis, and track and field. Overall, Conference USA teams and individuals have made nearly 2,000 NCAA appearances.

### SUCCESS OFF THE FIELD

C-USA institutions are among the nation's best in academic performance of student-athletes, bolstered by the fact that student-athletes at league schools have a higher graduation rate than the general student population. Among C-USA's 5,000 student-athletes, there are champions off the playing field as well. In 21 years, more than 30,000 student-athletes have been named to the Commissioner's Honor Roll or received the Commissioner's Academic Medal, indicative of outstanding achievement in the classroom.

### C-USA ON TV

C-USA enjoys significant television exposure through partnerships with ESPN, CBS Sports Network, American Sports Network (ASN) and beIN SPORTS. The multi-tiered selection process that is rooted in partnering with all four networks provides extensive national exposure for football, men's and women's basketball, and all other conference sports.

C-USA membership include institutions within eight of the Top 40 media markets and four in the Top 25 according to Nielsen. C-USA home markets this year will include more than 13 million TV households, a 30 percent increase from three years ago.

### CUSA.TV

CUSA.TV officially launched in the Summer of 2016 making all non-televised team sports available as part of a subscription package. The site offers all events in one location so fans can watch home and away matchups of their favorite team or season long events from their favorite sport. The site showcases weekly feature stories as well as postgame interviews, players of the week highlights and other exciting content.

### C-USA IN THE COMMUNITY

The conference's current footprint is concentrated with 14 members in 10 states and a combined area population of more than 30 million. With a commitment to community involvement, the conference developed several initiatives to maintain strong ties in C-USA cities, as well as with fans and alumni across the country. C-USA schools also place a priority on giving back to their communities through volunteer service with local and national organizations. Individually, student-athletes are recognized each season through the Spirit of Service award.

### GOVERNANCE

Conference USA has significant representation in the NCAA governance structure. The presidents of the member institutions serve as the league's Board of Directors.

### A PROUD HISTORY

Conference USA was formed in 1995 and quickly emerged as one of the nation's top conferences. The conference unveiled its name, logo and commissioner April 24, 1995, in Chicago. The league's charter members were Charlotte, Cincinnati, DePaul, Houston, Louisville, Marquette, Memphis, Saint Louis, Southern Miss, Tulane, UAB and USF. Eleven of the institutions began athletic participation in 1995, while Houston joined competition in the fall of 1996.

The league's headquarters were established in Chicago and, after nine years, relocated to the current office in Irving, Texas. Britton Banowsky was named Commissioner in October 2002, succeeding Mike Slive, the league's first Commissioner. In October 2015, Judy MacLeod became the league's third Commissioner.

C-USA added East Carolina (September, 1996) and the United States Military Academy (March, 1997) as football members. ECU began league competition in 1997; Army in 1998 and UAB began football play in 1999. The league brought in TCU and ECU (1999) for all sports and they began competition in 2001. USF started C-USA football in 2003. Marshall, Rice, SMU, Tulsa, UCF and UTEP became full-time Conference USA members for all sports in 2005.

In 2013, charter member Charlotte returned to C-USA and was joined by new members FIU, Florida Atlantic, Louisiana Tech, Middle Tennessee, North Texas, Old Dominion and UTSA. WKU joined the league on July 1, 2014.



- Conference USA will field 12 teams in 2017, as the league begins its 22nd season: Charlotte, FIU, Florida Atlantic, Louisiana Tech, Marshall, Middle Tennessee, Old Dominion, Rice, Southern Miss, UAB, UTSA and WKU.
- Conference USA finished the 2016 season ranked No. 5 in the RPI after spending much of the season as high as No. 3. The league has been ranked among the top five baseball conferences in eight of the last 11 seasons.
- C-USA has placed at least four teams in the NCAA Championship 10 times in the past 15 years, producing five teams on two occasions. The league placed regular season champion Florida Atlantic, Louisiana Tech, Rice and tournament champion Southern Miss in the 2016 NCAA Field.
- Rice made its 22nd consecutive NCAA Regional appearance in 2016, the fourth-longest active streak in the nation.
- For the second time in league history, C-USA placed four teams in the final polls. Florida Atlantic and Rice spent nearly the entire 2016 season nationally ranked and were joined by Louisiana Tech and Southern Miss in the final rankings.
- Four C-USA teams ranked in the top 32 of the final 2016 RPI rankings, with seven in the top 100.
- Eight Conference USA teams won at least one game against a nationally ranked opponent during the 2016 season.
- C-USA teams posted a total of 19 wins over nationally ranked, non-conference opponents during the 2016 season, including six against top 10 foes.
- Florida Atlantic defeated then-No. 1 Miami (Fla.), 4-3, on April 20, marking the third consecutive year that a C-USA school has posted a win over the nation's top-ranked team. It was the 11th time in league history that a C-USA school has defeated the nation's No.1 ranked squad.
- C-USA played 29 of the teams ranked among the top 50 in the final NCAA RPI rankings, posting wins vs. 20 (as well as nine wins vs. 14 of the top 17). C-USA teams defeated: No. 3 Miami, Fla. (Florida Atlantic), No. 4 Texas A&M (Rice), No. 7 NC State (Old Dominion), No. 9 LSU (Rice), No. 10 Mississippi (Southern Miss), No. 14 Mississippi State (Florida Atlantic), No. 15 Arizona (Rice), No. 16 Vanderbilt (Middle Tennessee), No. 17 Louisiana-Lafayette (Louisiana Tech, Southern Miss), No. 21 Virginia (Old Dominion), No. 24 Dallas Baptist (Rice), No. 26 East Carolina (Rice), No. 28 Wake Forest (Charlotte), No. 36 Ohio State (UAB), No. 38 Sam Houston State (Rice), No. 42 Cal State Fullerton (Louisiana Tech), No. 43 Southeastern Louisiana (Southern Miss), No. 44 Georgia (Charlotte, WKU), No. 45 South Alabama (Middle Tennessee, Southern Miss, WKU) and No. 49 Connecticut (UTSA).
- Four different Conference USA players were honored as 2016 All-Americans, including Florida Atlantic junior SS CJ Chatham, Rice junior RHP Jon Duplantier, Southern Miss senior 1B Tim Lynch and WKU senior 3B Danny Hudzina.
- Three C-USA players earned 2016 Freshman All-American honors, including Middle Tennessee OF Blake Benefield, Rice SS Ford Proctor and Southern Miss RHP Nick Sandlin.
- Conference USA had four players that earned National Player of the Week honors in 2016 and one that gained National Player of the Month recognition: Southern Miss 3B Taylor Braley, Florida Atlantic RHP David McKay, Marshall 3B Tyler Ratliff and Middle Tennessee OF Blake Benefield each honored weekly awards, while Braley gained a monthly honor.
- Nine players ranked among the top 10 national leaders in the final 2016 NCAA statistics.
- Conference USA had 21 players chosen in the June Major League Baseball Draft, including seven picks in the first 10 rounds. Eight C-USA schools had at least one player selected.
- Eight players from current C-USA schools appeared on the 2016 opening day rosters of Major League Baseball teams.

Since its first season in 1996, Conference USA has established itself as a national power. Here are some of the league's accomplishments in its first 21 seasons:

- Six College World Series Appearances
- 67 NCAA Appearances
- Three National Players of the Year
- Three National Freshmen of the Year
- 148 All-Americans
- Schools have combined to win 40 or more games 64 times in the past 13 years
- Has had a team ranked No. 1 in the nation in four different seasons
- Hosted 14 NCAA Regionals and six Super Regionals

The 12 current members of C-USA have also accomplished the following:

- 2003 National Champions - Rice
- 102 all-time NCAA Appearances (70 since 1995)





Team	C-USA	CPct.	Overall	Pct.
Florida Atlantic	21-8	.724	39-19	.672
Marshall	21-9	.700	34-21	.618
Southern Miss	20-10	.667	41-20	.672
Rice	19-10	.655	38-24	.613
Louisiana Tech	19-11	.663	42-20	.677
Old Dominion	15-15	.500	32-24	.572
FIU	15-15	.500	29-29	.500
Charlotte	12-17	.393	23-32	.418
UAB	12-18	.400	21-34	.382
WKU	10-20	.333	24-30	.444
UTSA	8-20	.286	17-34	.333
Middle Tennessee	5-24	.172	20-35	.364

### 2016 Conference USA Championship

Pete Taylor Park, Hattiesburg, Miss.

#### Wed., May 25

(4) Rice 13, (5) Louisiana Tech 12  
(1) Florida Atlantic 7, (8) Charlotte 5  
(3) Southern Miss 17, (6) Old Dominion 5  
(2) Marshall 5, (7) FIU 3

#### Thu., May 26

(5) Louisiana Tech 13, (8) Charlotte 3  
(7) FIU 3, (6) Old Dominion 1 (10 inn.)  
(4) Rice 6, (1) Florida Atlantic 4 (10 inn.)  
(3) Southern Miss 9, (2) Marshall 3

#### Fri., May 27

(5) Louisiana Tech 5, (1) Florida Atlantic 4 (10 inn.)  
(2) Marshall 7, (7) FIU 6

#### Sat., May 28

(5) Louisiana Tech 13, (4) Rice 10  
(3) Southern Miss 3, (2) Marshall 2  
(4) Rice 11, (5) Louisiana Tech 9

#### Sun., May 29 (Championship Game)

(3) Southern Miss 3, (4) Rice 2

#### All-Tournament Team

C Chuckie Robinson, Southern Miss  
IF Aaron Bossi, Marshall  
IF Ford Proctor, Rice  
IF Connor Teykl, Rice  
IF Tim Lynch, Southern Miss  
OF Raphael Gladu, Louisiana Tech  
OF Corey Bird, Marshall  
OF Jake Sandlin, Southern Miss  
DH Daniel Keating, Southern Miss  
P Cody Crouse, FIU  
P Chase Boster, Marshall  
P Sam Sinnen, Old Dominion  
P Jon Duplantier, Rice

#### Tournament MVP

DH Daniel Keating, Southern Miss

### 2017 C-USA PRESEASON POLL

1. Rice (5)
2. Florida Atlantic (4)
3. Southern Miss (3)
4. Old Dominion
5. Louisiana Tech
6. Charlotte
7. FIU
8. Marshall
9. UAB
10. Middle Tennessee
11. UTSA
12. WKU

#### PLAYER OF THE YEAR

Ford Proctor, Rice (Sophomore, IF)

#### PITCHER OF THE YEAR

Glenn Otto, Rice (Junior, Right-hander)

### 2017 ALL-CUSA PRESEASON TEAM

P	Kirk McCarty	Jr.	Southern Miss
P	Ricardo Salinas	Jr.	Rice
P	Casey Sutton	Sr.	Louisiana Tech
RP	Glenn Otto	Jr.	Rice
C	Brent Diaz	Jr.	Louisiana Tech
IF	Taylor Braley	Jr.	Southern Miss
IF	Dylan Burdeaux	Sr.	Southern Miss
IF	Brett Netzer	Jr.	Charlotte
IF	Ford Proctor	So.	Rice
IF	Logan Sherer	Sr.	Charlotte
OF	Jesse Baker	Sr.	UTSA
OF	T.J. Nichting	Sr.	Charlotte
OF	Charlie Warren	Sr.	Rice
UT	Sean Labsan	Sr.	Florida Atlantic
UT	Jonathan Washam	Sr.	Louisiana Tech

### 2016 Awards

#### Player of the Year

CJ Chatham, Jr., SS, Florida Atlantic

#### Pitcher of the Year

Jon Duplantier, Jr., RHP, Rice

#### Freshman of the Year

Ford Proctor, Fr., SS, Rice

#### Newcomer of the Year

Tommy Lane, Jr., 1B, Marshall

#### Defensive Player of the Year

CJ Chatham, Jr., SS, Florida Atlantic

#### Keith LeClair Coach of the Year

Jeff Waggoner, Marshall

#### Assistant Coach of the Year

Tim Donnelly, Marshall

#### All-Conference USA First Team

IF CJ Chatham, Jr., Florida Atlantic  
IF Danny Hudzina, Sr., WKU  
IF Tommy Lane, Jr., Marshall  
IF Tim Lynch, Sr., Southern Miss  
OF Dylan Burdeaux, Jr., Southern Miss  
OF Jake Sandlin, Sr., Southern Miss  
OF DJ Gee, Sr., Marshall  
C Chuckie Robinson, Jr., Southern Miss  
DH/UT Kaleb Duckworth, So., WKU  
SP Chase Boster, Sr., Marshall  
SP Jon Duplantier, Jr., Rice  
SP Kirk McCarty, Sr., Southern Miss  
SP Casey Sutton, Jr., Louisiana Tech  
RP Glenn Otto, So., Rice

#### All-Conference USA Second Team

IF Riley Delgado, Jr., Middle Tennessee  
IF Brett Netzer, So., Charlotte  
IF Logan Sherer, Jr., Charlotte  
IF Ford Proctor, Fr., Rice  
OF Corey Bird, Jr., Marshall  
OF Connor Myers, Sr., Old Dominion  
OF T.J. Nichting, Jr., Charlotte  
C Zack Soria, Jr., FIU  
DH/UT Jonathan Washam, Jr., Louisiana Tech  
SP Cord Cockrell, Sr., Southern Miss  
SP Brandon Rhodes, Sr., Florida Atlantic  
SP Ricardo Salinas, So., Rice  
SP Sam Sinnen, Jr., Old Dominion  
SP Marc Stewart, So., Florida Atlantic  
RP Cameron Ragsdale, Jr., Florida Atlantic

#### Conference USA All-Freshmen Team

IF Bryan Arias, UTSA  
SS Ford Proctor, Rice  
C Tyler Frank, Florida Atlantic  
OF Blake Benefield, Middle Tennessee  
OF Reece Hampton, Charlotte  
OF Brewer Hicklen, UAB  
DH Dominic DiCaprio, Rice  
DH Hunter Slater, Southern Miss  
LHP Nick Swan, Florida Atlantic  
LHP Joshua Shapiro, Marshall  
RHP Nick Sandlin, Southern Miss


#### Conference USA All-Academic Team

Brett Lashley, Florida Atlantic  
Willy Fabra, FIU  
Graham Ahlrich, Louisiana Tech  
Brent Diaz, Louisiana Tech  
DJ Gee, Marshall  
Garrett Ring, Middle Tennessee  
Nick Johnson, Southern Miss  
Kirk McCarty, Southern Miss  
Brewer Hicklen, UAB  
Tyler Straub, UTSA  
Kaleb Duckworth, WKU  
Steven Kraft, WKU



### Harry William "The Hat" Walker

Batted: Left; Threw: Right  
Height: 6-2; Weight: 190  
Born: Oct. 22, 1916 (Pascagoula, Miss.)  
Died: Aug. 8, 1999 (Birmingham, Ala.)  
Major League Debut: September 25, 1940



#### Playing Record

Year	Team (League)	G	AB	R	H	2B	3B	HR	RBI	Avg.
1940	St. Louis (NL)	7	27	2	5	2	0	0	6	.185
1941	St. Louis (NL)	7	15	3	41	1	0	0	1	.267
1942	St. Louis (NL)	74	191	38	60	12	2	0	16	.314
1943	St. Louis (NL)	148	564	76	166	28	6	2	53	.294
1946	St. Louis (NL)	112	346	53	82	14	6	3	27	.237
1947	St. Louis (NL)	10	25	2	5	1	0	0	0	.200
	Philadelphia (NL)	130	488	79	181	28	16	1	41	.371
1948	Philadelphia (NL)	112	332	34	97	11	2	2	23	.292
1949	Chicago (NL)	42	159	20	42	6	3	1	14	.264
	Cincinnati (NL)	86	314	53	100	15	2	1	23	.318
1950	St. Louis (NL)	60	150	17	31	5	0	0	7	.207
1951	St. Louis (NL)	8	26	6	8	1	0	0	2	.308
1955	St. Louis (NL)	11	14	2	5	2	0	0	1	.357
<b>Total</b>		<b>807</b>	<b>2651</b>	<b>385</b>	<b>786</b>	<b>126</b>	<b>37</b>	<b>10</b>	<b>214</b>	<b>.296</b>

Led National League in sacrifice hits (36) in 1943

Led National League in batting average (.363) in 1947

#### World Series Record

Year	Team	G	AB	R	H	2B	3B	HR	RBI	Avg.
1942	St. Louis-NL	1	1	0	0	0	0	0	0	.000
1943	St. Louis-NL	5	18	0	3	1	0	0	0	.167
1946	St. Louis-NL	7	17	3	7	2	0	0	6	.412
<b>Total</b>		<b>13</b>	<b>36</b>	<b>3</b>	<b>10</b>	<b>3</b>	<b>0</b>	<b>0</b>	<b>6</b>	<b>.278</b>

Member of the 1942 and 1946 World Series Champions

#### All-Star Game Record

Year	League	AB	R	H	2B	3B	HR	RBI	Avg.
1943	National	1	0	0	0	0	0	0	.000
1947	National	2	0	0	0	0	0	0	.000
<b>Total</b>		<b>3</b>	<b>0</b>	<b>0</b>	<b>0</b>	<b>0</b>	<b>0</b>	<b>0</b>	<b>.000</b>


All-Star Game starter in 1947

#### Major League Managerial Record

Year	Team (League)	W	L	Pct.	League Finish
1955	St. Louis (NL)	51	67	.432	7th
1965	Pittsburgh (NL)	90	72	.556	3rd
1966	Pittsburgh (NL)	92	70	.568	3rd
1967	Pittsburgh (NL)	42	42	.500	6th
1968	Houston (NL)	49	52	.485	10th
1969	Houston (NL)	81	81	.500	5th-West
1970	Houston (NL)	79	83	.488	4th-West
1971	Houston (NL)	79	83	.488	4th-West
1972	Houston (NL)	67	54	.554	2nd-West
<b>Total</b>		<b>630</b>	<b>604</b>	<b>.511</b>	

#### Collegiate Coaching Record

Year	School (Conf.)	W	L	Pct.	Conference Finish
1979	UAB	21	29	.420	
1980	UAB (Sun Belt)	30	20	.600	2nd
1981	UAB (Sun Belt)	40	17	.702	1st-North
1982	UAB (Sun Belt)	14	18	.438	1st-North
1983	UAB (Sun Belt)	29	18	.617	2nd-West
1984	UAB (Sun Belt)	27	16	.628	3rd-West
1985	UAB (Sun Belt)	26	27	.491	3rd-West
1986	UAB (Sun Belt)	24	26	.480	3rd-West



One of the most colorful characters to ever grace the UAB campus, Harry "The Hat" Walker passed away on August 8, 1999. Walker served as the first head coach for the Blazer baseball program from its inception in 1979 to 1986. His No. 32 is the only UAB baseball jersey number to be retired.

Walker, who was inducted in the UAB Athletics Hall of Fame in 2013, led the Blazers to two Sun Belt North Division titles (1981-82) and had an eight-year record of 211-171 (.552). What cannot be measured about Walker in pure numbers can be measured in terms of the impact that he had in the early days of the UAB program. A veteran of five decades in professional baseball, "The Hat" brought a style, and more importantly, instant credibility to the fledgling program.

From a modest 21-29 record in his first season in 1979, Walker and the Blazers followed with a 30-20 mark in 1980 and a 40-17 record in 1981. He finished out his career at UAB with four consecutive 20-plus victory seasons.

Nicknamed "The Hat" for his habit of adjusting his cap between pitches in the batter's box, Walker spent 22 years as a player in professional baseball. He played eight years with the St. Louis Cardinals, appearing in three World Series (1942-43, 46) and two All-Star Games (1943, 47). A left-handed hitter, he won the 1947 National League batting title with a .363 average while playing for two different teams, St. Louis and Philadelphia. In all, he hit over .300 five times and had a .296 lifetime average. The versatile player, who was mostly an outfielder during his career, also played for the Philadelphia Phillies, Chicago Cubs and Cincinnati Reds.

Walker spent 20 years as a manager, including major league stints with the Cardinals (1955), the Pittsburgh Pirates (1965-67) and the Houston Astros (1968-72).

After the 1972 season, Walker worked as a hitting instructor for the Cardinals for three seasons. He was St. Louis' minor league farm director in 1976 and the Cards' advance scout and major-league scout for trades from 1977-78.

Walker came from a family steeped in tradition. His father, Ewart (Dixie) Walker, was the first Alabamian to go to the majors. Dixie pitched for Washington in 1909 and his uncle, Ernie, played for the St. Louis Browns. His brother, Fred (Dixie), was a star outfielder in both the AL and NL. Dixie also won the National League batting title in 1944.

Walker was revered as one of the game's great hitting instructors, as he worked with stars such as Cesar Cedeno, Matty Alou, Manny Mota and many others.

During the 1997 season, the Harry "The Hat" Walker Press Box was dedicated prior to the March 4 game vs. Vanderbilt. The "Hat Box" was a dream for Walker, who wanted the local and visiting media to enjoy the hospitality of UAB Baseball at Young Memorial Field.

Walker was inducted into the Alabama Sports Hall of Fame in 1978.





Chris Hammond played for eight Major League teams from 1990-2006.



**James Naile**  
Midland Rockhounds, AA  
Oakland Athletics



**Chase Mallard**  
Vancouver Canadians, A  
Toronto Blue Jays



**Jamal Austin**  
Jackson Generals, AA  
Seattle Mariners

**Patrick Palmeiro**  
Great Falls Voyagers, Rookie  
Chicago White Sox



Draft Year	Player	Organization
2015 (10th round)	Alex Luna	Kansas City Royals
2015 (20th round)	James Naile	Oakland Athletics
2015 (37th round)	Adam Lau	Boston Red Sox
2014 (free agent)	Turner Lee	Toronto Blue Jays
2014 (14th round)	Chase Mallard	Toronto Blue Jays
2012 (free agent)	Patrick Palmeiro	Chicago White Sox
2011 (13th round)	Jamal Austin	Seattle Mariners
2011 (13th round)	Ryan Woolley	Detroit Tigers
2010 (free agent)	Jonathan Merritt	Houston Astros
2010 (free agent)	Nick Graffeo	Kansas City Royals
2010 (20th round)	Luke Stewart	New York Mets
2009 (free agent)	Kyle Roberson	L.A. Angels of Anaheim
2009 (free agent)	Kasey Croft ^	Independent
2008 (18th round)	Ryan Keedy	Chicago Cubs
2007 (free agent)	Danny Sawyer	Independent
2007 (free agent)	Steven Turner	Chicago White Sox
2006 (free agent)	Ryan Metcalf	Milwaukee Brewers
2003 (free agent)	Mitch Jones	Tampa Bay Devil Rays
2001 (18th round)	Rob Caputo	Montreal Expos
2001 (35th round)	Blake Allen	Anaheim Angels
2000 (free agent)	Dan DeMent	Tampa Bay Devil Rays
2000 (free agent)	Will Smith	Boston Red Sox
1999 (free agent)	Rodney Eberly	Philadelphia Phillies
1999 (free agent)	Mike Terry	New York Mets
1998 (free agent)	Jeff Bell	Independent
1998 (free agent)	Craig Boroski	Independent
1998 (24th round)	Shayne Carnes	Philadelphia Phillies
1998 (free agent)	Chris Donohoo	Boston Red Sox
1997 (36th round)	Chris Mason	Tampa Bay Devil Rays
1997 (free agent)	Scott McCrary	New York Mets
1996 (48th round)	B.J. Huff	New York Mets
1996 (36th round)	Jay Jones	Florida Marlins
1996 (53rd round)	Blake Mayo	Los Angeles Dodgers
1995 (free agent)	Willie Viruet	New York Mets
1994 (34th round)	Jay Cole	Montreal Expos
1994 (18th round)	Toby Larson	New York Mets
1994 (28th round)	Kyle Townner	Seattle Mariners
1993 (free agent)	Keifer Rackley	Seattle Mariners
1992 (37th round)	E.J. Brophy	Philadelphia Phillies
1992 (free agent)	Scott Jones	New York Mets
1991 (free agent)	Stephen Johnson	St. Louis Cardinals
1990 (25th round)	Steve Thomas	New York Mets
1988 (free agent)	Eric Cullens	Atlanta Braves
1988 (32nd round)	Scooter Sanderson	San Francisco Giants
1986 (6th round *)	Chris Hammond	Cincinnati Reds
1985 (34th round)	Ralph Sanchez	Milwaukee Brewers
1984 (21st round)	Mike Goff	Boston Red Sox
1984 (free agent)	Hector Villanueva	Chicago Cubs
1983 (free agent)	Belgee Faulkner	Pittsburgh Pirates
1983 (16th round)	Larry Johnson	Pittsburgh Pirates
1983 (free agent)	Brian Mackin	St. Louis Cardinals
1981 (free agent)	Jeff Jones	New York Yankees
1981 (16th round)	Mike Vaughn	Montreal Expos
1980 (32nd round)	Kevin Fehr	St. Louis Cardinals
1980 (18th round)	Gary Wex	Atlanta Braves

^ - Class of 2007

\* - January draft





**1991 UAB Baseball Team**  
**Sun Belt Conference Tournament Champions - NCAA Central Regional Participant**  
**Host: Texas (Austin, Texas)**




Top Row (Left to Right): Pete Rancont, Dave McMahon, Brian Smith, Scott Jones, Paul Jeffers, E.J. Brophy, Daniel Sudd, Ronnie Tucker, Dexter Harrell, Keifer Rackley, Jim Case  
 Middle Row (Left to Right): Rob Steele, Kevin Greene, Keene Newberry, Doug Gann, Stephen Johnson, Shay Tiller, Stuart Thompson, Derrick Kidd, Roger Gregg, Brennan Jones, Lenny Brown, Brad Hefner  
 Front Row (Left to Right): Mickey Brewer, Kristin Metheny, Rene Romo, Gerald Kennedy, Darren Sulzle, Todd Hope, Kyle Towner, James Hurt, Doug Rohm

**Results**

05/24/91	at Texas	L	16-3
05/25/91	vs. Rutgers	W	10-9
05/26/91	vs. Oklahoma State	L	8-7 (10)

**2012 UAB Baseball Team**  
**Conference USA Tournament Champions - NCAA Tallahassee Regional Participant**  
**Host: Florida State (Tallahassee, Fla.)**



Top Row (Left to Right): Adam Brookins, Cole O'Neal, Ryan Williams, Perry Roth, Josh Hopper, Brian Shoop, Ron Polk, Matt Fisher, Ben Drust  
 Standing (Left to Right): Michael Busby, Wes Holley, Tom Sawyer, Dylan Munger, Alex Luna, Aaron Warren, Dillon Napoleon, Edwin Reyes, Jeff Schalk, Sam Kelley, Patrick Palmeiro, Tanner Bryant, Chase Mallard  
 Kneeling (Left to Right): Jacob German, Harry Clark, John Frost, Ruben Tresgallo, David Hayes, Griffin Gum, Tyler Johnson, Ivan De Jesus, Chase Davis, Ben Bullard  
 Sitting (Left to Right): Wes Kent, Todd Wilkinson, Tyler Hamby, Tyler Mims, Ryan Ussery, Coy Arrowood, Keith DePew, Matt Morse, Ryan Prinzing, Ryan Nance

**Results**

06/01/12	at No. 3 Florida State	L	2-1
06/02/12	vs. No. 14 Mississippi State	L	8-1





Shayne Carnes, UAB's second All-America honoree, was recognized as an All-American by three different outlets in 1998.

### All-America

#### American Baseball Coaches Association

1994	Jay Cole (P), Third Team
1998	Shayne Carnes (OF), Third Team

#### Collegiate Baseball/Louisville Slugger

1998	Shayne Carnes (OF), Third Team
2008	Ryan Keedy (1B), Third Team
2014	Chase Mallard (P), Second Team

#### National Collegiate Baseball Writers Association

1998	Shayne Carnes (OF), Third Team
2008	Ryan Keedy (1B), Third Team

### Freshmen All-America

#### Baseball America

2000	Mitch Jones (OF), Third Team
------	------------------------------

### All-South Region

#### American Baseball Coaches Association/Rawlings

2008	Ryan Keedy (1B), Second Team
2014	Chase Mallard (P), Second Team

### All-Sun Belt Conference

1980	Mike Hall (OF)
1981	Mike Vaughn (C)
	Jeff Jones (P)
1982	Tim Strickland (2B)
1983	Brian Mackin (1B)
	Mike Goff (2B)
	Jonny Morgan (SS)
	Bobby Jones (OF)
	Larry Johnston (OF)
1984	Tommy Urban (1B)
	Mike Goff (2B)
1985	Ralph Sanchez (OF)
	Jimmy Meek (P)
1988	Dan Swatek (DH)

### All-Sun Belt Conference First Team

1990	Kristin Metheny (OF)
1991	Doug Gann (2B)

### All-Sun Belt Conference Second Team

1989	Frank Tremmel (3B)
	Keifer Rackley (OF)
1990	Frank Tremmel (3B)
	E.J. Brophy (C)
	Aaron Moore (P)
	Steve Thomas (P)
1991	Kristin Metheny (OF)

### Sun Belt Conference All-Tournament Team

1991	Stephen Johnson (P), MVP
------	--------------------------

### Great Midwest Coach of the Year

1992	Pete Rancont
------	--------------

### All-Great Midwest First Team

1992	Gerald Kennedy (OF)
	Kristin Metheny (OF)
	Stuart Thompson (OF), MVP
	Mickey Brewer (3B)
	E.J. Brophy (C)
	Daniel Sudd (P)
	Ronnie Tucker (P)
1993	Keifer Rackley (OF)
	Mike Dunnett (SS)
	Chris Gabbart (3B)
	Jay Cole (P)
1994	Kyle Townner (OF)
	Brian Jersey (1B)
	Chris Gabbart (SS)
	Jay Cole (P)
1995	Shayne Carnes (OF)
	Tim Howard (OF)
	Brian Jersey (1B)
	Jason Page (2B)
	Willie Viruet (SS)
	Jay Jones (C)
	Heath Henderson (P)

### All-Great Midwest Second Team

1992	Dexter Harrell (OF)
	Jason Page (2B)
	Derrick Kidd (SS)
	Scott Jones (P)
1993	Stuart Thompson (OF)
	Brian Jersey (1B)
	Cort Cortez (C)
	Jeff Menard (P)
1994	Torrie Sweet (OF)
	Willie Viruet (SS)
	Toby Larson (P)
1995	James Vaden (OF)
	Mike Dunnett (SS)
	Mark Ammerman (P)

### Great Midwest All-Tournament Team

1992	Gerald Kennedy (OF)
	Kristin Metheny (OF), MVP
	Mickey Brewer (SS)
	E.J. Brophy (C)
	Scott Jones (P)
	Stuart Thompson (DH)
1993	Keifer Rackley (OF)
	Brian Jersey (1B)
	Jason Page (2B)
	Mike Dunnett (SS)
1994	Kyle Townner (OF), MVP
	Jason Page (INF)
	Slade Blackwell (P)
	Toby Larson (P)

### Conference USA Pitcher of the Year

2014	Chase Mallard
------	---------------

### Conference USA Newcomer of the Year

2011	Dillon Napoleon (P)
------	---------------------

### Conference USA Scholar of the Year

2009	James Oliver
------	--------------

### Keith LeClair Conference USA Coach of the Year

2014	Brian Shoop
------	-------------

### Conference USA Assistant Coach of the Year

2014	Josh Hopper
------	-------------

### All-Conference USA First Team

1996	B.J. Huff (OF)
	Brian Jersey (INF)
	Jay Jones (C)
1998	Shayne Carnes (OF)
	Rodney Eberly (INF)
	Mike Terry (INF)
2000	Will Smith (OF)
2007	J.R. Bond (OF)
	Danny Sawyer (C)



2008.....	Ryan Keedy (INF)
2009.....	Brint Hardy (OF)
2010.....	Luke Stewart (INF)
2011.....	Jamal Austin (OF)
2013.....	John Frost (1B)
2014.....	Chase Mallard (P)
2015.....	James Naile (P)

### All-Conference USA Second Team

1996.....	Kelly Ray (INF)
1997.....	Shayne Carnes (OF)
.....	Dan Harness (INF)
.....	Chris Mason (P)
1999.....	Will Smith (OF)
.....	Dan DeMent (INF)
2000.....	Mitch Jones (OF)
2001.....	Andre Parks (P)
2003.....	Kyle Leon (OF)
2008.....	Phil Bell (OF)
2009.....	Cody McMurry (OF)
.....	Digger Towe (DH/Utility)
2010.....	Jamal Austin (OF)
.....	Jonathan Merritt (INF)
2011.....	Nick Crawford (INF)
.....	Dillon Napoleon (P)
.....	Ryan Woolley (P)
2014.....	Chase Davis (OF)
.....	Alex Luna (P)
2015.....	Adam Lau (DH/UTL)
.....	Esteban Tresgallo (C)

### All-Conference USA Third Team

1997.....	Mike Terry (OF)
.....	Jeff Bell (INF)

### All-Conference USA Honorable Mention

1996.....	Joe Grawey (INF)
-----------	------------------

### Conference USA All-Freshmen Team

1996.....	Scott Beyer (P)
1999.....	Brandon Davis (INF)
2000.....	Mitch Jones (OF)
2004.....	Zac Ward (INF)
2005.....	Clint Toomey (OF)
2007.....	Shay Crawford (P)
.....	Jonathan Merritt (SS)
2008.....	Nick Crawford (2B)
2009.....	Jamal Austin (OF)
2010.....	John Frost (DH/UT)
2012.....	Jeff Schalk (OF)
2014.....	Thomas Lowery (P)
2015.....	Ryan Ruggles (P)
2016.....	Brewer Hicklen (OF)

### Conference USA All-Tournament Team



B.J. Huff had a program-record 11 triples in 1996 en route to All-Conference USA First Team honors.



Jamal Austin was a three-time All-Conference USA honoree in his collegiate career.

1997.....	Chris Mason (P)
2008.....	Allen Aubin (C)
.....	Ryan Keedy (1B)
.....	Kyle Roberson (P)
2011.....	John Frost (INF)
2012.....	Michael Busby (P), MVP
.....	Keith DePew (2B)
.....	John Frost (1B)
.....	Chase Mallard (P)
.....	Ryan Nance (P)
.....	Jeff Schalk (OF)

### Conference USA Hitter of the Week

1996.....	B.J. Huff (April 1)
1997.....	Dan Harness (April 28)
1998.....	Shayne Carnes (March 23)
.....	Shayne Carnes (May 11)
2000.....	Brent Laircey (March 13)
.....	Brent Laircey (May 15)
2003.....	Kyle Leon (Feb. 17)
2004.....	Sam Clark (Feb. 23)
.....	Daniel Hill (April 19)
.....	Daniel Hill (May 10)
2005.....	Nathan McCorkle (March 14)
2006.....	Zac Ward (March 13)
2007.....	Ryan Keedy (May 14)
2008.....	Cody McMurry (March 31)
.....	Phil Bell (April 14)
.....	Ryan Keedy (May 19)
2009.....	Digger Towe (March 16)
.....	Luke Stewart (March 30)
.....	Digger Towe (May 17)
2010.....	John Frost (March 8)
2011.....	Patrick Palmeiro (March 7)
2012.....	Ivan De Jesus (April 30)
2013.....	John Frost (March 11)
.....	Ryan Prinzing (May 19)
2015.....	Esteban Tresgallo (May 11)

### Conference USA Pitcher of the Week

1997.....	Mark Gray (March 24)
1998.....	Craig Boroski (May 11)
2000.....	Lee Jolly (May 8)
2001.....	Andre Parks (April 23)
.....	Andre Parks (May 7)
2002.....	Jon Burgett (April 29)
2003.....	Cody Cillo (March 3)
.....	Lucas Trotter (May 19)
2008.....	Kyle Roberson (May 19)
2009.....	Kyle Roberson (April 20)
2011.....	Dillon Napoleon (April 4)
.....	Ryan Woolley (April 11)
.....	Ben Bullard (May 2)
2012.....	Dillon Napoleon (Feb. 20)



*Dillon Napoleon earned Conference USA Pitcher of the Week twice in his career and was named the 2011 C-USA Newcomer of the Year.*

2013.....	Alex Luna (April 29)
2014.....	Chase Mallard (Feb. 17)
.....	Chase Mallard (Feb. 24)
.....	Chase Mallard (March 31)
.....	Chase Mallard (May 12)
2015.....	James Naile (April 13)

### **Conference USA Team Academic Award**

2008.....	Highest team GPA among baseball teams
-----------	---------------------------------------

### **Conference USA All-Academic Team**

2008.....	James Oliver
2009.....	Nick Crawford
.....	James Oliver
2011.....	Keith DePew
.....	Ryan Woolley
2012.....	Keith DePew
.....	Ryan Nance
2013.....	Tyler Mims
.....	Ryan Prinzing
2014.....	Tyler Mims
2015.....	Tyler Mims
2016.....	Brewer Hicklen

### **CoSIDA Academic All-America**

1984.....	Tim Evans, First Team
2000.....	Brent Laircey, First Team
2013.....	Ryan Prinzing, Second Team

### **CoSIDA Academic All-District**

2009.....	Jonathan Merritt, Second Team
2011.....	Keith DePew, Third Team
2012.....	Keith DePew, First Team
2013.....	Ryan Prinzing, First Team
2015.....	Tyler Mims, First Team

### **Louisville Slugger National Player of the Week**

2015.....	Esteban Tresgallo (May 11)
-----------	----------------------------





### Year-By-Year Records

Year	W-L	Conference Record / Finish
1979	21-29	N/A
<b>Sun Belt</b>		
1980	30-20	6-6 / 2nd
1981	40-17	12-0 / 1st North
1982	14-18	4-2 / 1st North
1983	29-18	11-6 / 2nd West
1984	27-16	8-9 / 3rd West
1985	26-27	5-11 / 3rd West
1986	24-26	7-10 / 3rd West
1987	23-22	8-10 / 4th West
1988	22-28-1	4-12 / 4th West
1989	28-27	7-11 / 3rd West
1990	27-26	8-10 / 2nd West
1991	29-30	9-7 / 2nd West * #
<b>Great Midwest</b>		
1992	43-18	17-1 / 1st ^
1993	35-23	12-6 / 2nd
1994	32-23	16-6 / 2nd ^
1995	34-22	13-9 / 2nd
<b>Conference USA</b>		
1996	33-25	13-11 / 4th
1997	31-29	14-13 / 6th
1998	29-24	15-12 / 4th
1999	22-31	7-20 / 9th
2000	28-32	10-15 / 7th
2001	25-30	6-21 / 10th
2002	16-40	7-23 / 10th
2003	27-26	12-17 / 9th
2004	30-29	13-16 / 7th
2005	31-27	14-16 / 8th
2006	19-38	6-18 / 8th
2007	25-33	12-12 / 4th
2008	26-34	7-17 / 8th
2009	31-26	11-12 / 6th
2010	28-25	11-13 / T-5th
2011	29-28	9-15 / 8th
2012	32-30	9-15 / 7th ! #
2013	23-36	7-17 / 8th
2014	35-21	20-10 / 2nd
2015	33-25	15-15 / 6th
2016	21-34	12-18 / 9th

\* - Sun Belt Tournament champion  
# - NCAA Regional participant  
^ - Great Midwest Tournament champion  
! - Conference USA Tournament champion

### Year-by-Year Batting

Year	G	Avg.	AB	R	H	2B	3B	HR	RBI	BB	SO	SB
1979	50	.219	1,446	179	316	47	7	5	155	194	212	52
1980	50	.293	1,528	286	448	73	19	12	249	201	184	29
1981	57	.318	1,908	381	606	86	22	24	346	218	170	46
1982	32	.276	1,024	185	283	39	9	19	158	144	111	27
1983	47	.340	1,541	406	524	91	17	40	362	230	188	37
1984	43	.315	1,406	337	443	71	21	37	288	243	179	53
1985	53	.306	1,711	373	524	87	17	47	317	279	214	47
1986	50	.292	1,574	315	460	79	17	26	257	210	263	34
1987	45	.298	1,424	260	425	64	3	27	215	164	221	34
1988	51	.381	1,613	239	431	83	7	29	205	223	302	43
1989	55	.365	1,760	209	472	76	11	24	254	242	309	51
1990	53	.378*	1,679	284	465	79	21	16	252	212	278	52
1991	59	.296	2,011	360	595	106	20	31	312	217	349	53
1992	61*	.307	2,019	388	619	84	18	37	343	251	275	99
1993	58	.291	1,982	371	577	110	15	48	335	230	364	50
1994	53	.294	1,885	367	535	104	13	42	327	231	295	89
1995	56	.319	1,921	410	612	106	17	42	365	212	282	54
1996	58	.304	2,086	437	634	126	18	63	392	279	406	68
1997	60	.310	2,198*	407	681*	126	8	66	373	215	437	39
1998	53	.331	1,945	459	643	126	13	81*	413*	240	332	56
1999	53	.299	1,898	390	568	121	18	47	341	220	434	61
2000	60	.282	2,012	411	568	88	12	57	343	288	483*	164*
2001	55	.260	1,806	264	469	78	6	27	235	181	397	66
2002	56	.237	1,889	251	448	85	10	36	222	185	468	40
2003	53	.288	1,769	327	510	60	7	48	282	206	440	84
2004	59	.301	2,104	415	633	127	9	64	386	232	422	49
2005	58	.277	1,948	353	540	101	14	51	315	213	386	47
2006	57	.267	1,983	315	529	87	13	42	278	188	424	52
2007	58	.296	2,016	374	596	98	25*	24	334	226	374	81
2008	60	.311	2,094	427	652	113	16	59	392	289*	446	74
2009	57	.305	1,983	461*	605	129*	11	58	406	284	382	114
2010	53	.283	1,833	371	519	85	16	53	333	248	367	81
2011	57	.271	1,936	278	525	74	10	18	245	224	388	68
2012	62	.266	2,142	299	570	79	14	23	251	251	439	54
2013	59	.258	1,932	243	498	82	12	9	215	203	383	46
2014	56	.260	1,858	260	484	56	5	10	222	220	387	45
2015	58	.251	1,880	278	471	76	13	32	248	193	405	55
2016	55	.236	1,743	238	412	60	11	16	215	224	387	59
<b>Totals</b>	<b>2,072</b>	<b>.286</b>	<b>69,487</b>	<b>12,608</b>	<b>19,890</b>	<b>3,359</b>	<b>515</b>	<b>1,390</b>	<b>11,181</b>	<b>8,510</b>	<b>12,783</b>	<b>2,253</b>

### Year-by-Year Pitching

Year	ERA	W-L	SV	CG	SHO	IP	H	R	ER	BB	SO
1979	4.55	21-29	10	7	3	385.0	449	291	195	210	204
1980	3.59	30-20	10	18	2	398.2	375	211	159	214	297
1981	2.98	40-17	12	22*	9*	477.1	433	210	158	191	248
1982	4.79	14-18	5	9	2	252.2	291*	190	134*	146*	115
1983	5.40	29-18	9	8	2	366.2	451	309	220	211	180
1984	4.34	27-16	5	18	3	348.1	381	220	168	158	168
1985	6.53	26-27	5	17	3	416.1	507	355	302	230	243
1986	5.51	24-26	7	12	3	390.1	469	320	239	245	188
1987	5.66	23-22	7	14	1	359.2	396	284	226	193	202
1988	4.55	22-28	8	7	0	423.2	443	283	214	226	279
1989	4.55	28-27	10	10	0	455.0	487	291	230	219	268
1990	3.81	27-26	10	10	6	434.1	459	226	184	152	281
1991	4.75	29-30	9	5	3	500.2	606	342	264	197	335
1992	3.87	43-18*	18	5	2	522.2	573	283	225	170	346
1993	5.18	35-23	19*	5	4	493.0	582	283	284	257	332
1994	4.56	32-23	12	5	2	467.1	535	309	237	184	336
1995	4.66	34-22	15	3	2	473.1	553	322	245	207	308
1996	4.99	33-25	6	2	2	514.1	577	333	285	193	381
1997	5.13	31-29	13	2	2	537.0	674	389	306	197	427*
1998	5.67	29-24	8	4	0	462.0	576	349	291	218	320
1999	7.30	22-31	5	9	1	463.2	699	489	376	228	289
2000	5.75	28-32	6	4	0	524.2	604	418	335	299	357
2001	4.36	25-30	13	3	4	485.0	489	284	235	230	352
2002	6.01	16-40	5	1	0	492.1	614	393	329	242	389
2003	4.58	27-26	8	4	3	461.1	464	285	235	200	411
2004	5.34	30-29	7	5	2	526.1	592	372	312	248	389
2005	5.20	31-27	15	1	2	508.2	578	327	294	236	376
2006	6.23	19-38	6	4	1	501.2	529	315	347	320	321
2007	5.21	25-33	9	2	2	504.2	588	374	292	300	283
2008	6.29	26-34	6	6	1	514.0	609	418	359	259	338
2009	5.91	31-26	10	1	1	498.0	565	392	327	258	395
2010	5.93	28-25	11	0	1	467.1	539	361	308	219	381
2011	4.27	29-28	11	3	1	514.0	490	275	244	215	347
2012	4.46	32-30	14	3	4	554.1*	583	327	275	207	389
2013	5.29	23-36	10	1	4	512.1	543	352	301	225	357
2014	2.87*	35-21	16	2	9*	507.1	451	188*	162	178	409
2015	3.60	33-25	15	2	5	502.2	439	241	201	216	403
2016	4.06	21-34	9	0	6	474.0	428	272	214	248	331
<b>Totals</b>	<b>4.97</b>	<b>1,058-1,013</b>	<b>368</b>	<b>234</b>	<b>98</b>	<b>17,690.2</b>	<b>19,621</b>	<b>11,883</b>	<b>9,712</b>	<b>8,346</b>	<b>11,975</b>

\* - Single-season record



### Year-by-Year Batting Leaders

Year	Batting Avg.	Home Runs	Runs Batted In	Runs	Hits
1979	Phelps, .282	Phelps, 2	Phelps/Collum, 23	Hall, 26	Phelps, 44
1980	Young, .329	Collum, 4	Phelps, 30	Conley, 31	Fox, 47
1981	Vaughn, .403	Vaughn, 11	Vaughn, 70	Conley, 54	Vaughn, 83
1982	Burbrink, .376	Johnson, 4	Burbrink, 29	Strickland, 29	Burbrink, 41
1983	Villanueva, .476 *	Villanueva, 11	Villanueva, 53	Jones, 53	Mackin, 69
1984	Urban, .392	Villanueva, 11	Villanueva, 54	Evans, 52	Urban, 62
1985	Sanchez, .457	Jones, 9	Sanchez, 49	Sanchez, 55	Sanchez, 84
1986	Edwards, .379	Edwards/Hopper, 5	Urban, 29	Tillery, 38	Morgan, 56
1987	Hopper, .364	Neil, 7	Neil, 40	Edwards, 43	Edwards, 56
1988	Swatek, .383	Swatek, 8	Swatek, 37	Sanderson, 30	Craig, 57
1989	Tremmel, .335	Swatek, 9	Tremmel, 39	Borris, 42	Tremmel, 70
1990	Metheny, .360	Brophy, 5	Brophy, 37	Tremmel, 43	Metheny, 73
1991	Metheny, .385	Gann/Greene, 8	Rackley, 42	Metheny, 53	Metheny, 87
1992	Thompson, .406	Thompson, 10	Thompson, 67	Metheny, 53	Thompson, 86
1993	Dunnnett, .344	Gabbart, 11	Thompson, 50	Rackley, 55	Dunnnett, 76
1994	Gabbart, .367	Gabbart, 16	Gabbart, 58	Gabbart, 54	Gabbart, 79
1995	Howard, .400	Carnes, 9	Jersey, 51	Jersey, 60	Howard, 82
1996	Huff, .358	Jones, 17	Huff, 74	Jersey, 59	Huff, 88
1997	Harness, .379	Bell, 15	Bell, 64	Harness, 63	Harness, 99 *
1998	Carnes, .417	Carnes, 23 *	Carnes, 87 *	Carnes, 64	Carnes, 88
1999	DeMent, .362	DeMent, 16	DeMent, 66	DeMent, 56	DeMent, 75
2000	Isbell, .363	Laircey, 15	DeMent, 59	Smith, 68 *	Jones, 77
2001	Garner, .324	Hecklinski, 5	Hecklinski, 32	Garner, 32	Garner, 60
2002	Leon, .309	Rollin, 8	Womble, 36	Womble, 36	Womble, 58
2003	Jones, .392	Leon, 14	Leon, 57	Clark, 48	Jones, 76
2004	Hill, .343	Hill, 14	Hill, 52	McCorkle, 52	Hill, 79
2005	Toomey, .341	McCorkle/Helms/Rollin, 8	Ward, 48	Toomey, 49	Toomey, 71
2006	Sawyer, .305	Lovdahl, 8	Sawyer, 47	Turner, 39	Sawyer, 67
2007	Bond, .358	Lovdahl, 5	Bond/Lovdahl, 47	Lovdahl, 50	Bond, 78
2008	Keedy, .423	Stewart, 13	Keedy, 69	Merritt, 68 *	Keedy, 99 *
2009	Towe, .353	Stewart, 15	Towe, 61	Hardy, 65	Merritt, 73
2010	Austin, .364	Stewart, 21	Stewart, 64	Stewart, 50	Austin, 76
2011	Austin, .351	Palmeiro, 8	Palmeiro, 43	Crawford, 40	Austin, 79
2012	DePew, .304	Palmeiro, 5	Palmeiro, 34	Palmeiro, 34	De Jesus, 70
2013	Prinzing, .335	Prinzing, 3	Frost, 39	Prinzing, 38	Frost, 74
2014	Gum, .296	Schalk, 4	Schalk, 29	Davis, 38	Gum, 64
2015	Davis, .303	Tresgallo, 12	Schalk, 41	Tresgallo, 40	Davis, 72
2016	Pharis, .297	Tresgallo, 4	Pharis, 36	Hicklen, 37	Gum, 61

### Year-by-Year Pitching Leaders

Year	ERA	Appearances	Victories	Innings Pitched	Strikeouts
1979	Fehr, 1.86	Fehr, 28	Fehr, 7	Fehr/Legrone, 58.1	Fehr, 39
1980	Wex, 2.00	Fehr, 20	Wex, 9	Wex, 94.1	Wex, 85
1981	Macke, 1.83	Brewer, 19	Siers/Bower, 8	Bowyer, 91.0	Jones/Brewer, 41
1982	Teichmiller, 3.15	Macke, 19	Meadows, 4	Smith, 49.2	Macke, 26
1983	Walton, 3.97	Teichmiller, 26	Ethridge/Ryan, 6	Ryan, 88.0	Ryan, 45
1984	Ryan, 1.52	Meek, 16	Meek, 10 *	Meek, 95.1	Meek, 43
1985	Meek, 4.11	Herd, 13	Meek, 7	Meek, 72.1	Todd, 36
1986	Caraway, 4.21	Murdock, 24	Caraway, 4	Hanback, 76.2	Hanback, 52
1987	Murdock, 3.21	Murdock, 17	Murdock/Todd, 5	Murdock, 98.0	Murdock, 47
1988	Marshall, 2.60	Hargett, 29	Hargett, 5	Taylor, 98.0	Thomas/Chenot, 59
1989	Thomas, 3.97	Hargett, 25	Moore, 8	Moore, 121.2 *	Thomas, 81
1990	Gregg, 2.79	Daniel/Thomas, 21	Moore, 9	Thomas, 111.1	Thomas, 94
1991	Sudd, 2.59	Hurt, 28	Johnson, 8	Johnson, 112.1	Johnson, 73
1992	Sudd, 1.80	Sudd, 36	Tucker, 9	Hurt, 120.1	Hurt, 91
1993	Cole, 1.27	Cole, 28	Menard, 8	Tucker, 94.1	Tucker, 71
1994	Larson, 2.19	Cole, 27	Larson, 9	Larson, 107.0	Larson, 91
1995	Henderson, 2.69	Ammerman, 27	Henderson, 9	Tolbert, 107.2	Tolbert, 73
1996	Gray, 3.63	Mason, 23	McCrary, 13	McCrary, 95.1	Mayo, 84
1997	Mason, 3.29	Mason, 31	Gray/McCrary, 7	Gray, 97.2	Gray, 90
1998	Dickinson, 3.14	Stallings/Beyer, 21	Dickinson, 7	Terry, 84.2	Terry, 81
1999	McRae, 4.98	Sommerfeld, 27	McRae/Stallings, 5	Stallings, 103.1	McRae, 65
2000	Jolly, 4.48	Beyer, 29	Stallings, 7	Stallings, 86.1	Parks, 70
2001	Parks, 2.83	Allen, 30	Parks, 5	Yarbrough, 80.1	Dobbins, 62
2002	Yarbrough, 4.96	Cillo, 27	Dobbins/Falls, 3	Yarbrough, 78.0	Yarbrough, 70
2003	Cillo, 2.90	Cillo, 23	Cillo/Gibson, 6	Trotter, 85.1	Trotter, 98 *
2004	Roberts, 4.50	Roberts, 37 *	Brown/Price, 6	Price, 101.1	Roberts, 89
2005	Huffman, 2.66	Roberts, 32	Brown, 7	Brown, 99.1	Brown, 59
2006	Crew, 4.07	Murray/Thorn, 28	Crew, 6	Crew, 77.1	Crew, 49
2007	Addison, 2.86	Oliver, 22	Kloskowski, 5	Kloskowski, 86.2	Kloskowski, 52
2008	Roberson, 4.64	Lichtner/Flaherty, 20	Roberson/Kloskowski, 6	Kloskowski, 92.2	Kloskowski, 61
2009	S. Crawford, 5.14	Farrell, 23	Roberson, 6	Roberson, 80.2	S. Crawford, 71
2010	Kloskowski, 4.50	Graffeo, 21	Pender, 6	Pender, 74.2	Pender, 57
2011	Napoleon, 2.87	Nance, 21	Woolley, 7	Woolley, 106.0	Woolley, 75
2012	Bullard, 2.96	Nance, 25	Bullard/Busby/Napoleon, 5	Busby, 98.0	Bullard, 79
2013	Mallard, 3.75	Eller/Mallard, 21	Naile, 7	Naile, 82.2	Mallard, 56
2014	Mallard, 1.55 *	Eller, 29	Mallard, 9	Mallard, 110.0	Mallard, 94
2015	Naile, 2.63	Lowery, 27	Naile, 10	Naile, 109.2	Naile, 92
2016	Lowery, 2.82	Whitlock, 25	Ruggles, 6	Graham, 71.1	Lowery, 49

\* - UAB Single-season record



## Single Game Records

### Batting - Individual


At-Bats	8, Matt Womble at Memphis, 4/19/02
Runs Scored	5, several players
Hits	6, Jonny Morgan at South Alabama, 4/27/85
Doubles	3, several players
Triples	2, several players
Home Runs	3, Shayne Carnes vs. Alabama State, 3/17/98
	3, Jeff Bell vs. Charlotte, 5/16/96
	3, Hector Villanueva at Huntingdon, 3/10/84
Consecutive Games with a Home Run	5, Mike Terry 2/28 - 3/7/98
RBI	10, Shayne Carnes vs. Alabama State, 3/17/98
Total Bases	13, Hector Villanueva at Huntingdon, 3/10/84
Stolen Bases	5, Mitch Jones vs. Alabama State, 2/13/00
Hit by Pitch	3, J.R. Bond at Kennesaw State, 3/18/07
	3, Daniel Hill at Cincinnati, 5/21/04
	3, Brian Allem at Belmont, 4/7/99
Walks	5, Will Smith at Alabama State, 2/12/00
Strikeouts	5, Gerald Kennedy at Mississippi, 4/16/91
Sacrifices	3, Nick Crawford at Memphis, 3/23/08
	3, Jeff Young at Birmingham-Southern, 4/27/81
Hit For The Cycle	B.J. Huff vs. Samford, 5/7/96
	Matt Womble vs. Birmingham-Southern, 5/8/02
	Jared Nixon vs. Southern Miss, 4/15/16

### Batting - Team

At-Bats	62, at South Alabama, 5/16/81
Runs Scored	24, at Alabama State, 2/13/00
Runs Scored (Combined)	38 (UCF 29, UAB 9), vs. UCF, 4/24/09
Runs Scored (Inning)	13, vs. UCF, 5/24/13
Hits	27, vs. Cincinnati, 3/27/98
Hits (Inning)	9, three times, most recently at TCU, 5/8/04
Doubles	9, at Houston, 5/4/97 & at USF, 5/1/99
Triples	5, vs. Birmingham-Southern, 5/2/90
Home Runs	8, at Cincinnati, 4/26/97
Home Runs (Inning)	3, eight times
Total Bases	47, vs. Samford, 4/7/98
RBI	22, vs. Belmont, 4/11/00
Stolen Bases	10, vs. Alabama State, 2/13/00
Hit by Pitch	8, at Alabama A&M, 2/18/04
Walks	16, at Alabama State, 2/12/00
Strikeouts	18, vs. Houston, 3/31/00

### Pitching (Individual)

Innings	12.0, Steve Thomas vs. South Alabama, 4/28/90
Perfect Games	Joe Siers vs. Charlotte (7 inn.), 3/28/81
No-Hitters	Jimmy Meek at B'Ham-Southern (7 inn.), 5/5/84
	Joe Siers vs. Charlotte (7 inn.), 3/28/81



Joe Siers threw the only perfect game in UAB history, going the distance against Charlotte on March 28, 1981.

Walks	9, Todd Lankford at Troy State, 4/9/86
Strikeouts	15, Ben Bullard vs. Michigan, 3/17/12
	15, Jon Burgett vs. Southern Miss, 4/26/03
Wild Pitches	4, Beau Pender vs. Tulane, 5/15/10
	4, Jon Burgett vs. Auburn, 3/5/02

### Pitching (Team)

Most Innings Pitched	18.1 vs. South Alabama, 5/16/81
Most Runs Allowed	30 vs. Alabama, 4/14/99
Most Earned Runs Allowed	26 vs. UCF, 4/24/09
Most Hits Allowed	29 at Cincinnati, 4/24/93
Most Home Runs Allowed	13 vs. Alabama, 4/14/99
Most Walks Allowed	14 vs. Illinois State, 3/13/83
Most Strikeouts	17, vs. Mississippi State, 3/18/08
	17, vs. Eastern Illinois, 2/28/03

### Fielding - Individual

Putouts	20, Tommy Urban vs. Eastern Illinois, 3/26/86
Assists	11, Dan Harness at Saint Louis, 4/12/98
Errors	4, several players

### Fielding (Team)

Putouts	55 at South Alabama, 5/16/81
Assists	39 at South Alabama, 5/16/1981 *
Errors	9 vs. Louisville, 5/14/99
Double Plays	6 vs. Middle Tennessee, 3/21/00
	6 vs. Houston, 3/15/02
Triple Plays	1 vs. Furman, 3/9/07

### Miscellaneous (Single-Game)

Longest Game (Innings)	19 at South Alabama, 5/16/81
Longest Game (Time)	4:55 at South Alabama, 5/16/81
Longest Nine-Inning Game (Time)	4:16 at ECU, 5/9/03

### Miscellaneous (Single-Season)

Longest Win Streak	14 (5/18/02 - 3/2/03, 2/25 - 3/21/98)
Longest Losing Streak	19 (3/11 - 4/21/06)
Longest Conference Win Streak	16 (Great Midwest, 4/11/92 - 4/3/93)
Longest Conference Losing Streak	12 (Conference USA, 4/4 - 4/27/03)
Longest Conference USA Winning Streak	9 (2x, last 4/25 - 5/11/14)
Most Wins in a Season	43 (1992)
Most Losses in a Season	40 (2002)
Best Start to a Season	13-0 (2003)
Worst Start to a Season	0-3 (1998)
Longest Home Stand	19 games (2/14 - 3/16/03)

\* - NCAA record




Hector Villanueva clubbed three home runs at Huntingdon on March 10, 1984, which still stands as the program record.



# UAB BASEBALL

## SEASON RECORD BOOK



Ryan Keedy, UAB's third All-American, clubbed a program-record 29 doubles in 2006.

### Batting Average (min. 100 AB)

1.	Hector Villanueva	476, 49-103	(1983)
2.	Ralph Sanchez	457, 84-184	(1985)
3.	Ryan Keedy	423, 99-234	(2008)
4.	Shayne Carnes	417, 88-211	(1998)
5.	Stuart Thompson	406, 86-212	(1992)
6.	Mike Vaughn	403, 83-206	(1981)
7.	Tim Howard	400, 82-205	(1995)
8.	Mitch Jones	392, 76-194	(2003)
	Tommy Urban	392, 62-158	(1984)
10.	Shayne Carnes	386, 73-189	(1995)
	Jim Burbrink	386, 66-171	(1981)

### At-Bats

1.	Dan Harness	261	(1997)
2.	Dan DeMent	251	(2000)
3.	B.J. Huff	248	(1996)
4.	Jeff Bell	246	(1997)
	Kelly Ray	246	(1996)
6.	Rodney Eberly	245	(1997)
7.	Jay Jones	243	(1996)
8.	Cody McMurry	242	(2008)
9.	Jonathan Merritt	241	(2008)
10.	Phil Bell	239	(2008)
	Mike Terry	239	(1997)

### Runs Scored

1.	Jonathan Merritt	68	(2008)
	Will Smith	68	(2000)
3.	Brint Hardy	65	(2009)
4.	Shayne Carnes	64	(1998)
5.	Dan Harness	63	(1997)
6.	Ryan Keedy	61	(2008)
7.	Brian Jersey	60	(1995)
8.	Dan Harness	59	(1998)
	Brian Jersey	59	(1996)
10.	Cody McMurry	58	(2009)
	Kelly Ray	58	(1996)

### Hits

1.	Ryan Keedy	99	(2008)
	Dan Harness	99	(1997)
3.	Shayne Carnes	88	(1998)
	B.J. Huff	88	(1996)
5.	Shayne Carnes	87	(1997)
	Rodney Eberly	87	(1997)
	Kristin Metheny	87	(1991)
8.	Jay Jones	86	(1996)
	Stuart Thompson	86	(1992)
10.	Kristin Metheny	85	(1992)

### Longest Hit Streak

Doug Gann	23 (3/9 - 4/21/91)
-----------	--------------------

### Doubles

1.	Ryan Keedy	29	(2006)
2.	B.J. Huff	24	(1996)
	Brian Jersey	24	(1994)
4.	Rodney Eberly	23	(1998)
5.	Mike Dunnett	22	(1993)
6.	John Frost	19	(2013)
	Brian Jersey	19	(1996)
7.	Cody McMurry	18	(2009)
	Jonathan Merritt	18	(2009)

Cole Helms	18	(2004)
Dan DeMent	18	(1999)
Shayne Carnes	18	(1998)
David Walker	18	(1981)

### Triples

1.	B.J. Huff	11	(1996)
2.	Tim Evans	8	(1983)
3.	Tim Evans	7	(1984)
4.	Brint Hardy	6	(2007)
	Kyle Towner	6	(1994)
	Tommy Urban	6	(1984)
	Mike Vaughn	6	(1981)
8.	Jonathan Merritt	5	(2009)
	J.R. Bond	5	(2007)
	Kristin Metheny	5	(1991)
	Kevin Greene	5	(1990)
	Terry Sowell	5	(1980)

### Home Runs

1.	Shayne Carnes	23	(1998)
2.	Luke Stewart	21	(2010)
3.	Mike Terry	18	(1998)
4.	Jay Jones	17	(1996)
5.	Dan DeMent	16	(1999)
	Chris Gabbart	16	(1994)
7.	Luke Stewart	15	(2009)
	Brent Laircey	15	(2000)
	Jeff Bell	15	(1997)
10.	Daniel Hill	14	(2004)
	Kyle Leon	14	(2003)

### Runs Batted In

1.	Shayne Carnes	87	(1998)
2.	B.J. Huff	74	(1996)
3.	Jay Jones	70	(1996)
	Mike Vaughn	70	(1981)
5.	Ryan Keedy	69	(2008)
6.	Stuart Thompson	67	(1992)
7.	Dan DeMent	66	(1999)
8.	Luke Stewart	64	(2010)
	Rodney Eberly	64	(1998)
	Jeff Bell	64	(1997)

### Total Bases

1.	Shayne Carnes	177	(1998)
2.	B.J. Huff	173	(1996)
3.	Ryan Keedy	158	(2008)
4.	Jay Jones	152	(1996)
5.	Mike Terry	151	(1998)
6.	Dan DeMent	149	(1999)
7.	Jeff Bell	145	(1997)
8.	Daniel Hill	140	(2004)
	Rodney Eberly	140	(1998)
	Chris Gabbart	140	(1994)

### Walks

1.	Brian Jersey	56	(1996)
2.	Brian Cain	54	(1985)
3.	Bobby Jones	52	(1983)
4.	Luke Stewart	51	(2009)
5.	Cody McMurry	50	(2009)
6.	Luke Stewart	47	(2008)
7.	Ryan Keedy	46	(2008)
	Brian Jersey	46	(1995)
9.	Clint Toomey	45	(2005)
10.	Nick Crawford	44	(2008)

### Hit by Pitch

1.	Willie Viruet	22	(1994)
2.	Keith Barnes	20	(2000)
3.	Jason Page	18	(1995)
4.	E.J. Brophy	16	(1992)
5.	Ryan Prinzing	15	(2014)
	Tyler Mims	15	(2013)
	Mark Garner	15	(2002)
8.	Ryan Prinzing	14	(2013)
	J.R. Bond	14	(2007)
	Mark Garner	14	(2001)
	Jason Page	14	(1994)
	Jason Page	14	(1992)

### Strikeouts

1.	Matt Womble	68	(2002)
----	-------------	----	--------

	Dan DeMent	68	(2000)
3.	Cody McMurry	65	(2008)
	Jeff Bell	65	(1996)
5.	Mitch Jones	64	(2002)
6.	Ivan De Jesus	63	(2012)
7.	Luke Stewart	62	(2008)
8.	Mitch Jones	61	(2000)
9.	Patrick Palmeiro	59	(2012)
	Matt Womble	59	(2003)
	Mitch Jones	59	(2001)
	Jeff Bell	59	(1997)

### Sacrifices

1.	Nick Crawford	21	(2008)
2.	Keith Barnes	17	(2000)
3.	Keith DePew	15	(2011)
	Nick Crawford	15	(2010)
5.	Nick Crawford	14	(2009)
	Ryan Metcalf	14	(2005)
	Drew Goneke	14	(2003)
8.	Nick Crawford	13	(2011)
	Keith Barnes	13	(2001)
	Will Smith	13	(1998)

### Stolen Bases

1.	Will Smith	55	(2000)
2.	Brint Hardy	46	(2009)
3.	Kyle Towner	38	(1994)
4.	Gerald Kennedy	37	(1992)
5.	Jamal Austin	28	(2010)
6.	Mitch Jones	27	(2000)
7.	Jamal Austin	26	(2011)
8.	Steve Martin	25	(2003)
9.	Brint Hardy	24	(2008)
10.	Kelly Ray	23	(1996)

### ERA (Min. 50 IP)

1.	Chase Mallard	1.55, 110.0 IP	(2014)
2.	Alex Luna	1.76, 87.0 IP	(2014)
3.	Daniel Sudd	1.80, 60.0 IP	(1992)
4.	Bill Macke	1.83, 69.0 IP	(1981)
5.	Kevin Fehr	1.86, 58.1 IP	(1979)
6.	Gary Wex	2.01, 94.1 IP	(1980)
7.	Thomas Lowery	2.11, 55.1 IP	(2015)
8.	Toby Larson	2.19, 107.0 IP	(1994)
9.	Barry Bowyer	2.27, 91.0 IP	(1981)
10.	Ronnie Tucker	2.38, 109.2 IP	(1992)

### Wins

1.	Jimmy Meek	10	(1984)
	James Naile	10	(2015)
2.	Chase Mallard	9	(2014)
	Heath Henderson	9	(1995)
	Toby Larson	9	(1994)
	James Hurtt	9	(1992)
	Ronnie Tucker	9	(1992)
	Aaron Moore	9	(1990)
	Gary Wex	9	(1980)
9.	Eight tied with	8	

### Total Appearances

1.	Eric Roberts	37	(2004)
2.	Daniel Sudd	36	(1992)



Will Smith stole a UAB-record 55 bases in 2000, shattering the previous school record by 17.



3.	Eric Roberts .....	32 (2005)
4.	Chris Mason .....	31 (1997)
5.	Blake Allen .....	30 (2001)
6.	Cory Eller .....	29 (2014)
	Scott Beyer .....	29 (2000)
	Kim Hargett .....	29 (1988)
9.	Six tied with .....	28

### Relief Appearances

1.	Eric Roberts .....	36 (2004)
	Daniel Sudd .....	36 (1992)
3.	Eric Roberts .....	32 (2005)
4.	Chris Mason .....	31 (1997)
5.	Blake Allen .....	30 (2001)
6.	Cory Eller .....	29 (2014)
	Kim Hargett .....	29 (1988)
8.	Turner Lee .....	28 (2014)
	Jay Cole .....	28 (1993)
	Kevin Fehr .....	28 (1979)

### Starts

1.	James Hurtt .....	20 (1992)
2.	Steve Thomas .....	18 (1990)
	Aaron Moore .....	18 (1989)
	Steve Thomas .....	18 (1989)
5.	Ronnie Tucker .....	17 (1992)
	Stephen Johnson .....	17 (1991)
	Aaron Moore .....	17 (1990)
	Troy Taylor .....	17 (1988)
9.	Ryan Woolley .....	16 (2011)
	Shay Crawford .....	16 (2009)
	Jeff Brown .....	16 (2005)
	Michael Stallings .....	16 (1999)
	Ronnie Tucker .....	16 (1991)

### Complete Games

1.	Chris Murdock .....	8 (1987)
2.	Jimmy Meek .....	7 (1984)
	Gary Wex .....	7 (1980)
4.	Jimmy Meek .....	6 (1985)
	Barry Bowyer .....	6 (1981)
	Jeff Jones .....	6 (1981)
7.	Aaron Moore .....	5 (1990)
	Steve Thomas .....	5 (1990)
	Aaron Moore .....	5 (1989)
	Joe Siers .....	5 (1981)

### Shutouts

1.	Barry Bowyer .....	3 (1981)
2.	Chase Mallard .....	2 (2014)
	Andre Parks .....	2 (2001)
	Aaron Moore .....	2 (1990)
	Steve Thomas .....	2 (1990)
	Lloyd Ethridge .....	2 (1985)
	Jimmy Meek .....	2 (1984)
	Barry Bowyer .....	2 (1982)
	Joe Siers .....	2 (1981)
10.	15 tied with .....	1

### Saves

1.	Jay Cole .....	15 (1993)
2.	Daniel Sudd .....	12 (1992)
3.	Jay Cole .....	11 (1994)



UAB's latest All-American Chase Mallard held a program-record 1.55 ERA for the 2014 season.

4.	Eric Roberts .....	9 (2005)
	Mark Ammerman .....	9 (1995)
6.	Ryan Nance .....	8 (2012)
	Ryan Nance .....	8 (2011)
	Nick Graffeo .....	8 (2010)
	Chris Mason .....	8 (1997)
	Kevin Fehr .....	8 (1979)

### Innings Pitched

1.	Aaron Moore .....	121.2 (1989)
2.	James Hurtt .....	120.1 (1992)
3.	Stephen Johnson .....	112.1 (1991)
4.	Steve Thomas .....	111.1 (1990)
5.	Chase Mallard .....	110.0 (2014)
6.	Ronnie Tucker .....	109.2 (1992)
	Aaron Moore .....	109.2 (1990)
	James Naile .....	109.2 (2015)
9.	Lance Tolbert .....	107.2 (1995)
10.	Toby Larson .....	107.0 (1994)

### Walks

1.	Jimbo Crew .....	60 (2006)
2.	Steve Thomas .....	59 (1989)
3.	Glenn Chenot .....	56 (1988)
4.	Keith Hanback .....	55 (1986)
5.	Ronnie Tucker .....	53 (1993)
6.	Kyle Roberson .....	52 (2009)
	Andre Parks .....	52 (2000)
8.	Ronnie Tucker .....	51 (1991)
9.	Mark Gray .....	50 (1994)
10.	Jeff Brown .....	49 (2005)
	Slade Blackwell .....	49 (1993)
	Aaron Moore .....	49 (1989)

### Strikeouts

1.	Lucas Trotter .....	98 (2003)
2.	Chase Mallard .....	94 (2014)
	Steve Thomas .....	94 (1990)
4.	James Naile .....	92 (2015)
5.	Toby Larson .....	91 (1994)
	James Hurtt .....	91 (1992)
7.	Mark Gray .....	90 (1997)
8.	Eric Roberts .....	89 (2004)
9.	Cody Cillo .....	87 (2003)
10.	Gary Wex .....	85 (1980)

### Wild Pitches

1.	Jimbo Crew .....	19 (2006)
2.	Johnny Lieske .....	14 (2014)
	Beau Pender .....	14 (2010)
	Tighe Dickinson .....	14 (1997)
5.	Ronnie Tucker .....	13 (1993)
6.	Scott McCrary .....	12 (1996)
	Toby Larson .....	12 (1994)
8.	Andre Parks .....	11 (2000)
	Mark Gray .....	11 (1994)
10.	11 tied with .....	10

### Putouts

1.	Brian Jersey .....	535 (1996)
2.	Nathan McCorkle .....	529 (2005)
3.	Daniel Hill .....	527 (2004)
4.	Ryan Keedy .....	513 (2008)
5.	Brian Jersey .....	503 (1995)
6.	Tyler Mims .....	497 (2015)
7.	Brian Jersey .....	485 (1994)
8.	Matt Womble .....	484 (2002)
9.	Ryan Keedy .....	469 (2007)
10.	Daniel Hill .....	468 (2003)

### Assists

1.	Ryan Metcalf .....	215 (2006)
2.	Dan Harness .....	204 (1997)
3.	Seth Rollin .....	199 (2005)
4.	Adam Smith .....	198 (2015)
5.	Nick Crawford .....	195 (2011)
6.	Mike Dunnett .....	193 (1993)
7.	Mark Garner .....	191 (2000)
8.	Mark Garner .....	184 (2002)
	Jeff Bell .....	184 (1998)
	Jason Page .....	184 (1992)

### Errors

1.	Corey Reimers .....	34 (1999)
2.	Jonny Morgan .....	29 (1985)
3.	Dan Harness .....	27 (1997)
4.	Ryne Lovdahl .....	25 (2007)
	Josh Miljavac .....	25 (2004)
6.	Kevin Greene .....	24 (1991)
7.	Keith Barnes .....	23 (2000)
	Christian Reimers .....	23 (1999)
	Kelly Ray .....	23 (1996)
10.	Rodney Eberly .....	22 (1997)



# UAB BASEBALL

## SEASON RECORD BOOK

### Team Batting Records

#### Batting Average

1.	1983.....	.340
2.	1998.....	.331
3.	1995.....	.319
4.	1981.....	.318
5.	1984.....	.315
6.	2008.....	.311
7.	1997.....	.310
8.	1992.....	.307
9.	1985.....	.306
10.	2009.....	.305

#### At-Bats

1.	1997.....	2,198
2.	2012.....	2,142
3.	2004.....	2,104
4.	2008.....	2,094
5.	1996.....	2,086
6.	1992.....	2,019
7.	2007.....	2,016
8.	2000.....	2,012
9.	1991.....	2,011
10.	2006.....	1,983
	2009.....	1,983

#### Runs Scored

1.	2009.....	461
2.	1998.....	459
3.	1996.....	437
4.	2008.....	427
5.	2004.....	415
6.	2000.....	411
7.	1995.....	410
8.	1997.....	407
9.	1983.....	406
10.	1999.....	390

#### Hits

1.	1997.....	681
2.	2008.....	652
3.	1998.....	643
4.	1996.....	634
5.	2004.....	633
6.	1992.....	619
7.	1995.....	612
8.	1981.....	606
9.	2009.....	605
10.	2007.....	596

#### Doubles

1.	2009.....	129
2.	2004.....	127
3.	1998.....	126
	1997.....	126
	1996.....	126
6.	1999.....	121
7.	2008.....	113
8.	1993.....	110
9.	1995.....	106
	1991.....	106

#### Triples

1.	2007.....	25
2.	1981.....	22
3.	1990.....	21
	1984.....	21
5.	1991.....	20
6.	1980.....	19
7.	1999.....	18
	1996.....	18
	1992.....	18
10.	1995.....	17
	1983.....	17

#### Home Runs

1.	1998.....	81
2.	1997.....	66
3.	2004.....	64
4.	1996.....	63
5.	2008.....	59
6.	2009.....	58
7.	2000.....	57
8.	2010.....	53



The 2009 squad tallied 461 runs, the most any UAB team has scored in a single-season.

9.	2005.....	51
10.	2003.....	48
	1993.....	48

#### Runs Batted In

1.	1998.....	413
2.	2009.....	406
3.	2008.....	392
	1996.....	392
5.	2004.....	386
6.	1997.....	373
7.	1995.....	365
8.	1983.....	362
9.	1981.....	346
10.	2000.....	343
	1992.....	343

#### Walks

1.	2008.....	289
2.	2000.....	288
3.	2009.....	284
4.	1996.....	279
	1985.....	279
6.	2012.....	251
	1992.....	251
8.	2010.....	248
9.	1984.....	243
10.	1989.....	242

#### Strikeouts

1.	2000.....	483
2.	2002.....	468
3.	2008.....	446
4.	2003.....	440
5.	2012.....	439
6.	1997.....	437
7.	1999.....	434
8.	2006.....	424
9.	2004.....	422
10.	1996.....	406

#### Stolen Bases

1.	2000.....	164
2.	2009.....	114
3.	1992.....	99
4.	1994.....	89
5.	2003.....	84
6.	2010.....	81
	2007.....	81
8.	2008.....	74
9.	2011.....	68
	1996.....	68

#### Team Pitching Records

##### ERA

1.	2014.....	2.87
	1981.....	2.98
3.	1980.....	3.59
4.	2015.....	3.60
4.	1990.....	3.81
5.	1992.....	3.87
6.	2016.....	4.06
7.	2011.....	4.27
8.	1984.....	4.34

9.	2001.....	4.36
10.	2012.....	4.46

#### Earned Runs

1.	1982.....	134
2.	1981.....	158
3.	1980.....	159
4.	2014.....	162
5.	1984.....	168
6.	1990.....	184
7.	1979.....	195
8.	2016.....	214
	1988.....	214
10.	1983.....	220

#### Walks

1.	1982.....	146
2.	1990.....	152
3.	1984.....	158
4.	1992.....	170
5.	2014.....	178
6.	1994.....	184
7.	1981.....	191
8.	1996.....	193
	1987.....	193
10.	1997.....	197
	1991.....	197

#### Strikeouts

1.	1997.....	427
2.	2003.....	411
3.	2014.....	409
4.	2015.....	403
5.	2009.....	395
6.	2012.....	389
	2004.....	389
	2002.....	389
9.	2010.....	381
	1996.....	381

#### Opponent Batting Average

1.	2015.....	.237
2.	2014.....	.240
3.	2016.....	.244
	1981.....	.244
5.	1980.....	.250
6.	2011.....	.257
7.	2003.....	.260
8.	2001.....	.264
9.	2013.....	.274
10.	2012.....	.275



### Batting Average (min. 350 AB)

1. Ryan Keedy	382 (2007-08)
2. Shayne Carnes	381 (1995-98)
3. Rodney Eberly	360 (1997-98)
Tommy Urban	360 (1984-86)
5. Kristin Metheny	356 (1989-92)
6. Dan Harness	353 (1997-98)
7. Brian Mackin	341 (1980-83)
8. Hector Villanueva	340 (1982-84)
9. Jamal Austin	339 (2009-11)
Mike Terry	339 (1997-98)
Chris Gabbart	339 (1993-94)

### At-Bats

1. John Frost	860 (2010-13)
2. Jonathan Merritt	851 (2007-10)
3. Kristin Metheny	828 (1989-92)
4. Jeff Schalk	818 (2012-15)
5. Nick Crawford	814 (2008-11)
6. Shayne Carnes	804 (1995-98)
7. Ivan De Jesus	788 (2011-14)
8. Mitch Jones	784 (2000-03)
9. Stuart Thompson	763 (1990-93)
10. Brian Jersey	752 (1993-96)

### Runs Scored

1. Jonathan Merritt	194 (2007-10)
2. Shayne Carnes	189 (1995-98)
3. Brian Jersey	187 (1993-96)
4. Kristin Metheny	185 (1989-92)
5. Will Smith	183 (1997-00)
6. Nick Crawford	178 (2008-11)
7. Mitch Jones	139 (2000-03)
Jeff Young	139 (1980-83)
9. Kyle Towner	137 (1991-94)
10. Luke Stewart	136 (2008-10)

### Hits

1. Shayne Carnes	306 (1995-98)
2. Kristin Metheny	295 (1989-92)
3. Jonathan Merritt	263 (2007-10)
4. John Frost	256 (2010-13)
5. Nick Crawford	245 (2008-11)
Brian Jersey	245 (1993-96)
7. Stuart Thompson	243 (1990-93)
8. Phil Bell	223 (2005-08)
9. Mitch Jones	220 (2000-03)
10. Jeff Schalk	211 (2012-15)

### Doubles

1. Brian Jersey	62 (1993-96)
2. Shayne Carnes	57 (1995-98)
3. Jonathan Merritt	54 (2007-10)
4. Stuart Thompson	47 (1990-93)
5. John Frost	46 (2010-13)
6. Seth Rollin	40 (2002-05)
7. Rodney Eberly	39 (1997-98)
8. Ryan Keedy	37 (2007-08)
Jeff Bell	37 (1996-98)
10. Keifer Rackley	36 (1989, 91, 93)

### Triples

1. Tim Evans	15 (1983-84)
2. Kristin Metheny	14 (1989-92)
3. Kyle Towner	13 (1991-94)
Tommy Urban	13 (1984-86)
5. B.J. Huff	11 (1996)
6. Jonathan Merritt	10 (2007-10)
7. Ivan De Jesus	9 (2011-14)
Brint Hardy	9 (2007-09)
Phil Bell	9 (2005-08)
Will Smith	9 (1997-2000)

### Home Runs

1. Luke Stewart	49 (2008-10)
Shayne Carnes	49 (1995-98)
3. Brian Jersey	31 (1993-96)
Mike Terry	31 (1997-98)
5. Jeff Bell	30 (1996-98)
6. Seth Rollin	27 (2002-05)
Dan DeMent	27 (1999-2000)
Chris Gabbart	27 (1993-94)
9. Daniel Hill	24 (2003-04)
Mitch Jones	24 (2000-03)

Hector Villanueva	24 (1982-84)
-------------------	--------------

### Runs Batted In

1. Shayne Carnes	213 (1995-98)
2. Brian Jersey	174 (1993-96)
3. Stuart Thompson	170 (1990-93)
4. Luke Stewart	167 (2008-10)
5. John Frost	159 (2010-13)
6. Jonathan Merritt	137 (2007-10)
7. Jay Jones	132 (1994-96)
8. Jeff Bell	129 (1996-98)
9. Tommy Urban	127 (1984-86)
10. Dan DeMent	125 (1999-2000)

### Total Bases

1. Shayne Carnes	520 (1995-98)
2. Brian Jersey	412 (1993-96)
3. Jonathan Merritt	394 (2007-10)
4. Kristin Metheny	371 (1989-92)
5. Stuart Thompson	362 (1990-93)
6. Luke Stewart	351 (2008-10)
7. John Frost	346 (2010-13)
8. Jeff Bell	337 (1996-98)
9. Mitch Jones	334 (2000-03)
10. Phil Bell	320 (2005-08)

### Slugging Percentage (min. 350 AB)

1. Shayne Carnes	647 (1995-98)
2. Hector Villanueva	637 (1982-84)
3. Mike Terry	634 (1997-98)
4. Luke Stewart	602 (2008-10)
5. Chris Gabbart	592 (1993-94)
6. Ryan Keedy	574 (2007-08)
7. Dan DeMent	570 (1999-00)
8. Daniel Hill	567 (2003-04)
9. Rodney Eberly	566 (1997-98)
10. Cody McMurry	560 (2008-09)

### Walks

1. Brian Jersey	156 (1993-96)
2. Nick Crawford	143 (2008-11)
3. Luke Stewart	127 (2008-10)
4. Will Smith	120 (1997-2000)
5. Shayne Carnes	107 (1995-98)
6. Jeff Schalk	105 (2012-15)
7. Kristin Metheny	103 (1989-92)
8. Jonathan Merritt	100 (2007-10)
9. Andrew Manning	90 (2008-11)
10. Ryan Keedy	88 (2007-08)

### Hit by Pitch

1. Jason Page	53 (1992-95)
2. Mark Garner	40 (2000-02)
3. Ryan Prinzing	37 (2011-14)
4. Willie Viruet	35 (1992-95)
5. Jonathan Merritt	33 (2007-10)
6. Will Smith	32 (1997-2000)
E.J. Brophy	32 (1989-92)
8. J.R. Bond	31 (2004-07)
9. Nick Crawford	30 (2008-11)
Kristin Metheny	30 (1989-92)

### Strikeouts

1. Mitch Jones	225 (2000-03)
----------------	---------------



Luke Stewart registered 49 home runs in his career, matching the UAB record set by Shayne Carnes.

2. Ivan De Jesus	187 (2011-2014)
3. Jeff Bell	169 (1996-98)
4. Brian Jersey	161 (1993-96)
5. Luke Stewart	154 (2008-10)
Seth Rollin	160 (2002-05)
7. Andrew Manning	150 (2008-11)
8. John Frost	149 (2010-13)
Matt Womble	149 (2002-04)
10. Shayne Carnes	142 (1995-98)

### On-Base Percentage (min. 350 AB)

1. Ryan Keedy	491 (2007-08)
2. Shayne Carnes	455 (1995-98)
3. Hector Villanueva	451 (1982-84)
4. Tommy Urban	445 (1984-86)
5. Brian Jersey	444 (1993-96)
6. Kristin Metheny	441 (1989-92)
7. Will Smith	429 (1997-00)
8. Rodney Eberly	427 (1997-98)
9. Chris Gabbart	424 (1993-94)
10. Dan Harness	423 (1997-98)

### Sacrifices

1. Nick Crawford	63 (2008-11)
2. Will Smith	37 (1997-2000)
3. Mark Garner	30 (2000-02)
Keith Barnes	30 (2000-01)
5. Jeff Young	29 (1980-83)
6. Phil Bell	28 (2005-08)
7. Jonathan Merritt	27 (2007-10)
8. Keith DePew	26 (2009-12)
Matt Morse	26 (2011-15)
9. Jason Page	24 (1992-95)
10. Gerald Kennedy	23 (1991-92)

### Stolen Bases

1. Will Smith	91 (1997-2000)
2. Brint Hardy	88 (2007-09)
3. Kyle Towner	76 (1991-94)
4. Jamal Austin	74 (2009-11)
5. Mitch Jones	72 (2000-03)
6. Jonathan Merritt	61 (2007-10)
7. Nick Crawford	57 (2008-11)
8. Gerald Kennedy	51 (1991-92)
9. Willie Viruet	44 (1992-95)
10. Phil Bell	38 (2005-08)



Ben Bullard ranks second in program history with a 3.48 career ERA.

### Earned Run Average (min. 160 IP)

1.	Chase Mallard.....	2.69 (2011-14)
2.	James Naile.....	3.28 (2013-Present)
3.	Ben Bullard.....	3.48 (2010-12, 2014)
4.	Alex Luna.....	3.63 (2012-15)
5.	Chris Murdock.....	3.67 (1986-87)
6.	Aaron Moore.....	3.73 (1989-90)
7.	Dillon Napoleon.....	3.78 (2011-12)
8.	Steve Thomas.....	3.85 (1988-90)
9.	Ronnie Tucker.....	4.02 (1990-93)
10.	Jimmy Meek.....	4.08 (1984-85)

### Wins

1.	Ronnie Tucker.....	26 (1990-93)
2.	Mark Gray.....	22 (1993-97)
3.	Jeff Brown.....	18 (2002-05)
4.	Ben Bullard.....	17 (2010-12, 2014)
	Mitch Kloskowski.....	17 (2006-10)
	Chris Mason.....	17 (1994-97)
	Aaron Moore.....	17 (1989-90)
	Jimmy Meek.....	17 (1984-85)
	James Naile.....	17 (2013-Present)
10.	Chase Mallard.....	16 (2011-14)
	Scott Beyer.....	16 (1996-2000)
	Rex Todd.....	16 (1984-87)

### Total Appearances

1.	Chris Mason.....	100 (1994-97)
2.	Scott Beyer.....	99 (1996-2000)
3.	Ronnie Tucker.....	80 (1990-93)
4.	Michael Stallings.....	76 (1998-2000, 02)
5.	Chase Mallard.....	73 (2011-14)
	Ryan Huffman.....	73 (2002-05)
7.	<b>Thomas Lowery.....</b>	<b>70 (2014-Present)</b>
8.	Eric Roberts.....	69 (2004-05)
9.	Kim Hargett.....	68 (1987-89)
10.	<b>Cory Eller.....</b>	<b>67 (2013-Present)</b>
	Ben Bullard.....	67 (2010-12, 2014)
	Jeff Brown.....	67 (2002-05)

### Relief Appearances

1.	Chris Mason.....	96 (1994-97)
2.	Scott Beyer.....	69 (1996-2000)
	Eric Roberts.....	69 (2004-05)
4.	<b>Thomas Lowery.....</b>	<b>67 (2014-Present)</b>
	Kim Hargett.....	67 (1987-89)
6.	<b>Cory Eller.....</b>	<b>66 (2013-Present)</b>
7.	Ryan Huffman.....	66 (2002-05)
8.	Brandon Flaherty.....	62 (2005-08)
9.	Daniel Sudd.....	60 (1991-92)
10.	Jay Cole.....	55 (1993-94)

### Starts

1.	Mark Gray.....	57 (1993-97)
2.	Ronnie Tucker.....	55 (1990-93)
3.	Steve Thomas.....	50 (1988-90)
4.	Shay Crawford.....	44 (2007-10)
5.	Mitch Kloskowski.....	41 (2006-10)
6.	Alex Luna.....	38 (2012-15)
7.	Jeff Brown.....	37 (2002-05)
8.	Rex Todd.....	36 (1984-87)
9.	Kyle Roberson.....	35 (2006-09)
	Aaron Moore.....	35 (1989-90)

### Complete Games

1.	Jimmy Meek.....	13 (1984-85)
2.	Aaron Moore.....	10 (1989-90)
	Steve Thomas.....	10 (1988-90)
	Chris Murdock.....	10 (1986-87)
	Lloyd Ethridge.....	10 (1982-85)
6.	Rex Todd.....	9 (1984-87)
	Jeff Jones.....	9 (1980-81)
	Joe Siers.....	9 (1980-81)
9.	Barry Bowyer.....	8 (1981-83)
10.	Gary Wex.....	7 (1979-80)

### Shutouts

1.	Barry Bowyer.....	5 (1981-83)
2.	Lloyd Ethridge.....	3 (1982-85)
3.	Chase Mallard.....	2 (2011-14)
	Andre Parks.....	2 (2000-02)
	Aaron Moore.....	2 (1989-90)
	Steve Thomas.....	2 (1988-90)
	Jimmy Meek.....	2 (1984-85)
	Joe Siers.....	2 (1980-81)
9.	17 tied with.....	1

### Saves

1.	Jay Cole.....	26 (1993-94)
2.	Ryan Nance.....	16 (2011-12)
3.	<b>Thomas Lowery.....</b>	<b>14 (2014-Present)</b>
	Nick Graffeo.....	14 (2009-10)
	Mark Ammerman.....	14 (1995-96)
6.	Eric Roberts.....	13 (2004-05)
	Daniel Sudd.....	13 (1991-92)
8.	Kevin Fehr.....	11 (1979-80)
9.	Kim Hargett.....	10 (1987-89)
	Chris Teichmiller.....	10 (1981-84)

### Innings Pitched


1.	Ronnie Tucker.....	358.1 (1990-93)
2.	Mark Gray.....	342.1 (1993-97)
3.	Jeff Brown.....	292.1 (2002-05)
	Steve Thomas.....	292.1 (1988-90)
5.	Scott Beyer.....	280.1 (1996-2000)
6.	Chase Mallard.....	257.1 (2011-14)
7.	Michael Stallings.....	253.0 (1998-2000, 02)
8.	Mitch Kloskowski.....	252.2 (2006-10)
9.	Aaron Moore.....	231.1 (1989-90)
10.	Rex Todd.....	224.1 (1984-87)

### Strikeouts

1.	Mark Gray.....	293 (1993-97)
2.	Ronnie Tucker.....	243 (1990-93)
3.	Steve Thomas.....	234 (1988-90)
4.	Chase Mallard.....	208 (2011-14)
5.	Ben Bullard.....	181 (2010-12, 2014)
6.	Jeff Brown.....	173 (2002-05)
7.	Shay Crawford.....	171 (2007-10)
8.	Scott Beyer.....	164 (1996-2000)
	Mitch Kloskowski.....	161 (2006-10)
10.	Kyle Roberson.....	160 (2006-09)



Jay Cole, UAB baseball's first All-American, had 26 saves in Birmingham, the school record.



Ronnie Tucker recorded a UAB-record 26 wins in 358.1 innings pitched, also a program-best.





Opponent	Current Streak	Series Began	Wins	Losses	Ties	Opponent	Current Streak	Series Began	Wins	Losses	Ties
<b>Alabama</b>	<b>L1</b>	<b>1979</b>	<b>23</b>	<b>44</b>	<b>0</b>	Mercer	W2	2006	2	1	0
<b>Alabama A&amp;M</b>	<b>W1</b>	<b>2007</b>	<b>10</b>	<b>1</b>	<b>0</b>	Michigan	L1	2006	1	1	0
<b>Alabama State</b>	<b>W4</b>	<b>1989</b>	<b>24</b>	<b>2</b>	<b>0</b>	Michigan State	L1	1994	0	1	0
Albion	W2	1980	2	0	0	<b>Middle Tennessee</b>	<b>W3</b>	<b>1980</b>	<b>39</b>	<b>31</b>	<b>0</b>
Arizona State	L3	2007	0	3	0	Millsaps	W7	1992	7	0	0
Arkansas State	L1	2011	5	5	0	Minnesota	W1	1999	1	0	0
<b>Auburn</b>	<b>L18</b>	<b>1979</b>	<b>9</b>	<b>46</b>	<b>0</b>	Mississippi	L2	1981	10	15	0
Austin Peay	W10	1979	12	3	0	Mississippi State	L1	1982	10	31	0
Baldwin-Wallace	W1	1980	1	0	0	Mississippi Valley State	W4	2002	4	0	0
Ball State	W6	2003	13	7	0	Montevallo	L3	1979	9	10	0
Baylor	L1	2009	0	1	0	Murray State	W4	1995	4	2	0
Belmont	W4	1999	4	0	0	New Orleans	L1	1982	0	1	0
Birmingham-Southern	L1	1979	20	15	0	Nicholls State	L1	1982	2	3	0
Brown	L1	2008	2	2	0	North Alabama	W1	1979	2	2	0
Butler	W3	1994	3	0	0	North Carolina A&T	W1	2006	1	2	0
Cal State Fullerton	L1	2010	0	1	0	Northern Illinois	W1	1992	1	0	0
Campbellsville	W1	1979	1	0	0	Northern Kentucky	W2	1983	2	0	0
Centenary	W2	1996	2	0	0	Notre Dame	L1	2011	0	1	0
Central Arkansas	L1	2007	2	1	0	Oakland	W3	2002	3	0	0
Central Michigan	L2	2005	4	2	0	Ohio	L1	2016	2	1	0
<b>Charlotte</b>	<b>L1</b>	<b>1979</b>	<b>30</b>	<b>23</b>	<b>0</b>	Ohio State	L1	1984	8	7	0
Chattanooga	W2	1980	2	1	0	Oklahoma State	L1	1991	0	1	0
Christian Brothers	W1	1980	1	0	0	<b>Old Dominion</b>	<b>W1</b>	<b>1983</b>	<b>7</b>	<b>7</b>	<b>0</b>
Cincinnati	L1	1992	38	20	0	Penn State	L1	1995	3	1	0
Clemson	L2	2012	1	2	0	Presbyterian	L2	2008	2	3	0
Cleveland State	W3	2011	3	0	0	Purdue	L1	2004	2	3	0
Coastal Carolina	L2	1992	2	3	0	Radford	L1	1990	4	1	0
Connecticut	W2	2002	2	2	0	<b>Rice</b>	<b>L1</b>	<b>2006</b>	<b>12</b>	<b>26</b>	<b>0</b>
<b>Creighton</b>	<b>L3</b>	<b>2016</b>	<b>0</b>	<b>3</b>	<b>0</b>	Rider	W3	1988	3	1	0
Dartmouth	L1	2013	0	1	0	Rutgers	W1	1991	1	0	0
Dayton	L1	1994	12	1	0	Saginaw Valley State	L2	1985	3	2	0
Delta State	L2	1981	0	2	0	Saint Francis (Ill.)	W1	1980	1	1	0
East Carolina	L8	2002	5	29	0	Saint Joseph's	W2	2013	2	0	0
Eastern Illinois	W1	1986	10	2	0	Saint Louis	W4	1979	47	15	0
Eastern Kentucky	W2	1990	3	4	0	Saint Xavier	W2	1980	3	1	0
Eckerd	L1	1979	0	1	0	<b>Samford</b>	<b>L3</b>	<b>1983</b>	<b>54</b>	<b>28</b>	<b>0</b>
Evansville	W4	1988	4	1	1	San Diego	L1	2010	0	1	0
Faulkner	W9	1983	9	0	0	San Diego State	L1	2010	0	1	0
Ferris State	W5	1986	5	0	0	San Francisco	L1	2010	0	1	0
<b>FIU</b>	<b>L5</b>	<b>2014</b>	<b>4</b>	<b>6</b>	<b>0</b>	Savannah State	W4	2009	8	1	0
Florida	L2	1984	0	2	0	Shorter	W3	1992	3	0	0
Florida A&M	W4	1981	4	0	0	Siena Heights	W1	1993	1	0	0
<b>Florida Atlantic</b>	<b>L3</b>	<b>2014</b>	<b>4</b>	<b>7</b>	<b>0</b>	South Alabama	W4	1979	32	52	0
Florida State	L2	1988	0	2	0	Southeastern Louisiana	W1	1982	1	1	0
Furman	W3	2007	3	0	0	Southern Benedictine	W1	1979	1	0	0
Gardner-Webb	L1	2012	2	1	0	Southern Illinois	W2	2001	3	3	0
<b>Georgia</b>	<b>L4</b>	<b>2000</b>	<b>0</b>	<b>4</b>	<b>0</b>	<b>Southern Miss</b>	<b>L1</b>	<b>1980</b>	<b>37</b>	<b>63</b>	<b>0</b>
Georgia Southern	W1	1987	1	0	0	Tampa	L1	1979	0	1	0
Georgia State	W2	1980	10	2	0	TCU	W2	2002	2	7	0
Georgia Tech	W1	1979	1	1	0	Tennessee	L1	1989	1	1	0
Grambling	W1	1987	1	0	0	Tennessee-Martin	W10	1995	10	0	0
Harvard	W4	2009	4	0	0	Tennessee State	W6	1979	6	2	0
Hawaii	L2	2008	1	5	0	Tennessee Tech	W5	1991	22	5	0
Hawaii-Hilo	W2	2008	2	1	0	Texas	L1	1991	0	1	0
Houston	L2	1997	19	38	0	The Citadel	W1	1991	1	0	0
Huntingdon	L1	1979	6	2	0	Thomas More	W2	1980	2	0	0
Illinois	L2	1987	0	2	0	Toledo	W3	2004	3	0	0
Illinois Benedictine	L1	1980	1	1	0	Towson	W1	1992	1	0	0
Illinois-Chicago	W4	1985	4	0	0	<b>Troy</b>	<b>W1</b>	<b>1979</b>	<b>26</b>	<b>21</b>	<b>0</b>
Illinois State	L3	1983	11	11	0	Tulane	W5	1996	21	42	0
Indiana	L1	2013	0	1	0	Tuskegee	W1	1981	1	0	0
Indiana Southeast	W1	1981	1	0	0	UCF	W1	2006	12	15	0
Jackson State	L1	1979	7	4	0	UC Irvine	L1	2009	0	1	0
Jacksonville	W1	1980	4	5	0	UNC Asheville	L1	2007	1	2	0
<b>Jacksonville State</b>	<b>L2</b>	<b>1979</b>	<b>28</b>	<b>33</b>	<b>0</b>	USF	L2	1979	34	57	0
Kennesaw State	W2	2006	8	11	0	Utah	W2	2011	3	2	0
Kent State	L1	1996	2	1	0	<b>Valparaiso</b>	<b>W1</b>	<b>1979</b>	<b>10</b>	<b>2</b>	<b>0</b>
Kentucky	W2	1991	3	4	0	Vanderbilt	W1	1980	12	19	0
Kentucky State	L1	1979	1	1	0	VCU	L1	1981	5	1	0
Lincoln Memorial	W1	1992	1	0	0	Virginia	L1	1987	2	1	0
Lipscomb	L1	2001	2	1	0	VMI	W2	1997	2	0	0
Livingston	L1	1983	0	1	0	West Alabama	L1	1979	10	6	0
<b>Louisiana-Monroe</b>	<b>W1</b>	<b>1991</b>	<b>3</b>	<b>1</b>	<b>0</b>	West Georgia	W1	1979	1	1	0
<b>Louisiana Tech</b>	<b>L1</b>	<b>1988</b>	<b>11</b>	<b>9</b>	<b>0</b>	Western Illinois	W3	2010	3	0	0
Louisville	L1	1996	10	19	0	<b>Western Kentucky</b>	<b>L2</b>	<b>1981</b>	<b>29</b>	<b>31</b>	<b>0</b>
LSU	W1	1982	2	5	0	Western Michigan	W3	2015	3	0	0
<b>Marshall</b>	<b>L3</b>	<b>2003</b>	<b>21</b>	<b>16</b>	<b>0</b>	Winthrop	W1	1998	1	0	0
Massachusetts	L1	1990	0	1	0	Wisconsin-Milwaukee	W1	1999	1	1	0
Memphis	L1	1992	41	43	0	Xavier	W1	2011	5	1	0
						Youngstown State	W3	2014	3	0	0
TOTALS (37 Seasons)									1058	1013	1
2017 Opponents listed in Bold											



# UAB BASEBALL

## YEAR-BY-YEAR RESULTS

### HARRY WALKER

1979-1986

211-171 (.522)

8 Seasons



#### 1979

##### 21-29

2/27	at West Alabama	L	0-1
2/27	at West Alabama	W	3-1
2/28	HUNTINGDON	W	2-1 (9)
2/28	HUNTINGDON	W	3-0
3/4	ALABAMA	L	3-4 (8)
3/4	ALABAMA	W	3-2
3/5	MONTEVALLO	L	4-9
3/5	MONTEVALLO	L	2-5
3/6	at Jacksonville State	L	2-13
3/8	at North Alabama	W	1-0
3/8	at North Alabama	L	4-7
3/11	AUSTIN PEAY	L	4-15
3/11	AUSTIN PEAY	W	7-5
3/12	SAINT LOUIS	L	5-8
3/13	SAINT LOUIS	W	4-3
3/14	VALPARAISO	W	4-2
3/15	VALPARAISO	L	2-10
3/15	VALPARAISO	W	3-1
3/16	CAMPBELLVILLE	W	13-8
3/17	KENTUCKY STATE	W	1-0
3/17	KENTUCKY STATE	L	2-5
3/18	at Troy	L	1-16
3/20	at Tampa	L	0-2
3/21	at Eckerd	L	5-8
3/22	at USF	L	3-5
3/27	BIRMINGHAM-SOUTHERN	L	0-9
3/28	TENNESSEE STATE	L	2-3
3/28	TENNESSEE STATE	L	3-6
3/29	WEST ALABAMA	W	2-1
3/29	WEST ALABAMA	W	5-4 (8)
4/1	at Montevallo	L	1-3
4/1	at Montevallo	L	2-7
4/6	JACKSON STATE	L	3-7
4/6	JACKSON STATE	W	6-4
4/7	at Georgia Tech	L	2-15
4/8	at Charlotte	L	2-3
4/8	at Charlotte	W	12-7
4/10	WEST GEORGIA	L	2-4
4/11	at Alabama	L	2-3 (8)
4/11	at Alabama	L	0-3
4/16	SO. BENEDICTINE	W	10-5
4/18	AUBURN	W	5-4 (13)
4/21	SOUTH ALABAMA	W	8-7
4/21	SOUTH ALABAMA	L	2-15
4/30	at Birmingham-Southern	W	8-7
5/2	at West Georgia	W	10-5
5/5	GEORGIA TECH	W	3-2
5/8	at Auburn	L	2-12
5/12	at South Alabama	L	4-6
5/12	at South Alabama	L	2-19

#### 1980

##### 30-20/6-6 Sun Belt

3/4	THOMAS MORE	W	23-0
3/6	THOMAS MORE	W	22-1
3/8	AUSTIN PEAY	L	1-7
3/9	AUSTIN PEAY	W	4-3
3/9	AUSTIN PEAY	L	1-4
3/10	IL BENEDICTINE	W	6-1
3/11	IL BENEDICTINE	L	3-4
3/14	vs. B'ham-Southern 1	L	5-7
3/15	ALBION	W	8-2
3/15	ALBION	W	6-5
3/16	CHRISTIAN BROTHERS	W	6-2
3/18	at West Alabama	W	5-2
3/18	at West Alabama	L	3-5
3/21	TENNESSEE STATE	W	6-1
3/21	TENNESSEE STATE	W	11-3
3/22	at Southern Miss	W	6-4
3/24	BALDWIN-WALLACE	W	7-3
3/26	at Middle Tennessee	W	6-3 (8)
3/26	at Middle Tennessee	L	0-8
3/27	WEST ALABAMA	L	10-11
3/31	ST. XAVIER	W	10-7
4/1	ST. XAVIER	L	7-11
4/2	at Georgia State	L	0-3
4/2	at Georgia State	W	5-3
4/4	ST. FRANCIS (IL)	L	2-10
4/4	ST. FRANCIS (IL)	W	6-5 (8)
4/5	at Vanderbilt	L	1-9
4/9	at Chattanooga	L	1-5
4/10	at Alabama	L	6-7
4/14	BIRMINGHAM-SOUTHERN	L	1-10
4/16	JACKSON STATE	W	1-2
4/16	JACKSON STATE	W	4-1

4/19	at South Alabama	L	1-8
4/19	at South Alabama	W	4-3
4/20	at South Alabama	W	7-0
4/22	VANDERBILT	L	4-6
4/23	MIDDLE TENNESSEE	W	8-2
4/23	MIDDLE TENNESSEE	W	5-1
4/24	at Auburn	W	5-1
4/29	ALABAMA	W	12-2
4/30	GEORGIA STATE	W	5-1
4/30	GEORGIA STATE	W	7-1
5/4	BIRMINGHAM-SOUTHERN	W	4-3
5/5	TROY	W	13-5
5/6	AUBURN	W	3-2 (10)
5/9	vs. USF 2	L	2-3
5/10	vs. Jacksonville 2	W	10-7
5/10	vs. USF 2	L	4-8
5/18	SOUTH ALABAMA	L	0-6
5/18	SOUTH ALABAMA	L	3-5

1 - at Rickwood Field

2 - Sun Belt Conference Tournament (Mobile, Ala.)

#### 1981

##### 40-17/12-0 Sun Belt

3/1	at Chattanooga	W	12-8
3/2	SOUTHERN MISS	W	8-3
3/2	SOUTHERN MISS	W	7-3
3/3	MONTEVALLO	L	2-11
3/6	WESTERN KENTUCKY	W	5-1
3/7	AUSTIN PEAY	W	14-1
3/7	AUSTIN PEAY	W	2-0
3/8	AUSTIN PEAY	W	5-4 (11)
3/10	MISSISSIPPI	L	3-8
3/11	VCU *	W	10-0
3/11	VCU *	W	9-0
3/12	DELTA STATE	L	2-4
3/13	INDIANA SOUTHEAST	W	6-1
3/14	at Montevallo	W	6-1
3/15	at Middle Tennessee	L	0-5
3/17	at Jacksonville	L	3-8
3/18	at Jacksonville	W	20-10
3/21	at USF	W	3-0
3/21	at USF	L	0-1
3/24	at Troy	W	7-1
3/25	FLORIDA A&M	W	4-1
3/26	FLORIDA A&M	W	9-0
3/28	CHARLOTTE *	W	7-0
3/28	CHARLOTTE *	W	7-1
3/30	TUSKEGEE	W	16-0
4/2	ST. XAVIER	W	6-4
4/3	ST. XAVIER	W	6-1
4/4	AUBURN	L	5-6
4/11	at VCU *	W	10-4
4/11	at VCU *	W	8-3
4/12	at Charlotte *	W	12-3
4/12	at Charlotte *	W	4-1
4/15	at Mississippi	W	4-2
4/16	WEST ALABAMA	L	3-4
4/18	GEORGIA STATE *	W	10-4
4/18	GEORGIA STATE *	W	11-2
4/20	at Birmingham-Southern	L	9-10 (12)
4/21	JACKSON STATE	W	7-6
4/21	JACKSON STATE	W	3-2
4/22	at Auburn	L	3-4
4/23	VANDERBILT	L	8-9
4/25	at Georgia State *	W	9-5
4/25	at Georgia State *	W	19-7
4/27	at Birmingham-Southern	W	8-2
4/28	at Austin Peay	W	9-8
4/29	at Vanderbilt	L	3-13
4/30	BIRMINGHAM-SOUTHERN	W	3-1
5/1	CHATTANOOGA	W	13-5
5/2	SOUTH ALABAMA	W	3-1
5/2	SOUTH ALABAMA	L	4-8
5/3	SOUTH ALABAMA	L	4-5
5/5	TROY	W	3-0
5/8	SOUTH ALABAMA 1	L	7-8 (14)
5/9	CHARLOTTE 1	L	2-4 (10)
5/16	at South Alabama	W	4-0
5/16	at South Alabama	L	3-4 (19)
5/17	at South Alabama	W	10-2

\* - Sun Belt Conference North Division games

1 - Sun Belt Conference Tournament (Birmingham, Ala.)

#### 1982

##### 14-18/4-2 Sun Belt

3/2	JACKSON STATE	L	7-9 (11)
3/9	VCU *	W	11-0
3/9	VCU *	L	1-2
3/10	MISSISSIPPI STATE	W	10-2
3/11	MISSISSIPPI STATE	W	17-16
3/17	at LSU	W	14-8
3/18	at Nicholls State	W	5-4
3/18	at Nicholls State	L	1-2

3/19	at Southeastern La.	L	3-4
3/20	at New Orleans	L	2-8
3/22	at Southern Miss	W	4-0
3/27	CHARLOTTE *	W	7-5
3/27	CHARLOTTE *	L	1-5
3/28	WEST ALABAMA	W	12-6
3/31	SOUTH ALABAMA	L	2-16
4/1	SOUTH ALABAMA	L	2-9
4/1	SOUTH ALABAMA	L	10-15
4/4	at Charlotte *	W	5-2
4/4	at Charlotte *	W	18-7
4/7	at Troy	L	5-6 (10)
4/10	at Georgia State	W	6-1
4/10	at Georgia State	L	10-12
4/15	at Montevallo	W	3-1
4/27	at Auburn	L	1-13
4/28	TROY	L	3-6
5/1	at South Alabama	L	0-5
5/1	at South Alabama	L	1-2
5/2	at South Alabama	L	4-6
5/4	at Birmingham-Southern	W	10-6
5/7	vs. South Alabama 1	L	0-6
5/8	vs. Charlotte 1	W	8-1
5/8	vs. South Alabama 1	L	2-4

\* - Sun Belt Conference North Division games

1 - Sun Belt Tournament (Tampa, Fla.)

#### 1983

##### 29-18/11-6 Sun Belt

2/26	VANDERBILT	L	2-4
2/27	VANDERBILT	W	10-4
3/2	BIRMINGHAM-SOUTHERN	W	13-11
3/6	AUSTIN PEAY	W	9-4
3/6	AUSTIN PEAY	W	5-1
3/7	VALPARAISO	W	7-4
3/8	MONTEVALLO	L	13-14
3/12	NORTHERN KENTUCKY	W	11-1
3/12	NORTHERN KENTUCKY	W	15-1
3/13	ILLINOIS STATE	L	10-17
3/15	SOUTHERN MISS	L	4-8
3/19	at USF *	W	6-5
3/19	at USF *	W	11-0
3/20	at USF *	W	3-1
3/22	at Troy	L	10-11 (10)
3/28	at Samford	W	16-9
3/28	at Samford	W	14-0
3/30	SOUTH ALABAMA *	L	3-5
3/30	SOUTH ALABAMA *	W	7-2
3/31	SOUTH ALABAMA *	W	6-5
4/9	WESTERN KENTUCKY *	W	11-5
4/9	WESTERN KENTUCKY *	L	2-9
4/10	WESTERN KENTUCKY *	L	7-9 (10)
4/12	AUBURN	W	6-5
4/13	at Samford	W	18-1
4/13	at Samford	W	13-3
4/16	USF *	L	5-9
4/16	USF *	W	9-3
4/17	USF *	W	13-10
4/18	at Mississippi State	L	8-11
4/19	at Livingston	L	7-12
4/20	at Jackson State	W	19-7
4/24	at Western Kentucky *	W	9-7
4/24	at Western Kentucky *	L	7-10
4/26	at Auburn	L	6-10
4/28	JACKSON STATE	L	11-12
4/30	at South Alabama *	L	3-7
4/30	at South Alabama *	W	7-5
5/1	at South Alabama *	W	9-8
5/3	at Faulkner	W	9-8
5/5	TROY	W	14-9
5/7	at Montevallo	L	5-6
5/9	FAULKNER	W	8-4
5/9	FAULKNER	W	7-4
5/13	at Old Dominion 1	L	2-7
5/14	vs. Jacksonville 1	W	11-5
5/15	vs. South Alabama 1	L	5-9

\* - Sun Belt Conference West Division Games

1 - Sun Belt Conference Tournament (Norfolk, Va.)

#### 1984

##### 27-16/8-9 Sun Belt

2/26	VANDERBILT	W	14-8
3/2	BIRMINGHAM-SOUTHERN	W	12-1
3/6	FAULKNER	W	7-6 (11)
3/8	at Samford	W	13-3
3/8	at Samford	W	16-5
3/10	at Huntingdon	W	21-6
3/11	ILLINOIS STATE	W	4-3
3/16	AUSTIN PEAY	W	8-1
3/17	AUSTIN PEAY	W	16-3
3/18	OHIO STATE	L	9-10
3/19	OHIO STATE	W	11-3
3/22	at Florida	L	7-17
3/23	at USF *	W	8-4



3/24	at USF *	L	3-4 (10)
3/25	at USF *	L	7-13
3/29	TROY	W	11-2
3/31	SOUTH ALABAMA *	L	1-4
3/31	SOUTH ALABAMA *	W	9-4
4/1	SOUTH ALABAMA *	L	2-3
4/4	MISSISSIPPI STATE	L	4-8 (10)
4/7	WESTERN KENTUCKY *	W	1-0
4/7	WESTERN KENTUCKY *	W	5-3
4/9	FAULKNER	W	12-2
4/11	SAMFORD	W	9-5
4/11	SAMFORD	W	8-1
4/12	at West Alabama	L	2-4
4/14	USF *	W	4-3
4/14	USF *	W	9-2
4/15	USF *	L	6-7
4/17	WEST ALABAMA	W	9-7
4/18	at Troy	L	12-13 (10)
4/21	at Western Kentucky *	L	2-5
4/21	at Western Kentucky *	L	5-6
4/22	at Western Kentucky *	L	12-14
4/24	AUBURN	W	18-1
4/25	at Mississippi	L	8-9 (10)
4/28	at South Alabama *	W	7-5
4/28	at South Alabama *	L	3-10
4/29	at South Alabama *	W	4-3
5/1	at Auburn	L	4-7
5/4	HUNTINGDON	W	8-5
5/5	at Birmingham-Southern	W	5-0
5/5	at Birmingham-Southern	W	1-0

\* - Sun Belt Conference West Division games

### 1985

#### 26-27/5-11 Sun Belt

2/28	FAULKNER	W	5-4
3/2	at Samford	L	5-7
3/2	at Samford	L	5-8
3/3	SAGINAW VALLEY STATE	W	11-0
3/3	SAGINAW VALLEY STATE	W	14-4
3/4	VALPARAISO	W	15-4
3/5	NORTH ALABAMA	L	4-6
3/6	at Huntingdon	W	9-6
3/7	AUBURN	L	11-14 (10)
3/8	ILLINOIS STATE	W	9-5
3/8	ILLINOIS STATE	L	2-8
3/9	ILLINOIS STATE	L	5-6
3/9	ILLINOIS STATE	L	10-14
3/11	WEST ALABAMA	W	18-5
3/12	at Birmingham-Southern	W	10-6
3/14	DELTA STATE	L	5-7
3/16	USF *	L	4-6
3/16	USF *	L	6-11
3/17	USF *	L	6-7
3/19	at West Alabama	W	11-0
3/23	ILLINOIS-CHICAGO	W	5-0
3/24	ILLINOIS-CHICAGO	W	3-2
3/24	ILLINOIS-CHICAGO	W	8-5
3/26	OHIO STATE	W	10-5
3/27	OHIO STATE	W	6-3
3/28	ALABAMA 1	L	6-15
3/30	SOUTH ALABAMA *	W	5-4 (11)
3/30	SOUTH ALABAMA *	W	6-5 (8)
3/31	SOUTH ALABAMA *	L	2-3
4/3	JACKSON STATE	W	19-9
4/6	at Western Kentucky *	L	6-7
4/6	at Western Kentucky *	L	3-7
4/7	at Western Kentucky *	L	0-8
4/9	at Auburn	L	8-9
4/10	at Troy	L	1-3
4/10	at Troy	L	0-8
4/13	at USF *	L	4-13
4/13	at USF *	W	10-7
4/14	at USF *	L	3-23
4/16	at North Alabama	W	15-10
4/17	TROY	L	0-6
4/17	TROY	W	6-2
4/18	MISSISSIPPI	W	8-2
4/20	WESTERN KENTUCKY *	W	12-1
4/20	WESTERN KENTUCKY *	L	7-10
4/21	WESTERN KENTUCKY *	L	8-11
4/25	at Faulkner	W	4-2
4/27	at South Alabama *	W	9-3
4/27	at South Alabama *	W	10-9
4/28	at South Alabama *	L	5-10
5/3	HUNTINGDON	L	3-9
5/4	BIRMINGHAM-SOUTHERN	W	7-4
5/4	BIRMINGHAM-SOUTHERN	L	9-13

\* - Sun Belt Conference West Division games  
1 - at Rickwood Field

### 1986

#### 24-26/7-10 Sun Belt

2/24	WEST ALABAMA	W	7-2
2/26	at Samford	W	14-3

3/2	SAGINAW VALLEY STATE	W	15-5
3/2	SAGINAW VALLEY STATE	L	4-8
3/3	at Huntingdon	W	11-0
3/6	FERRIS STATE	W	5-2
3/7	ILLINOIS STATE	W	3-2
3/7	ILLINOIS STATE	W	7-4
3/8	ILLINOIS STATE	W	10-8
3/8	ILLINOIS STATE	L	11-12
3/10	BIRMINGHAM-SOUTHERN	L	5-6
3/11	MISSISSIPPI	L	11-16
3/12	AUBURN	L	9-17
3/18	MIDDLE TENNESSEE	W	10-5
3/18	MIDDLE TENNESSEE	W	6-0
3/21	at USF *	L	13-14
3/22	at USF *	L	6-19
3/23	at USF *	L	4-6
3/26	EASTERN ILLINOIS	W	9-8 (12)
3/27	at Auburn	L	5-11
3/29	WESTERN KENTUCKY *	W	5-2
3/29	WESTERN KENTUCKY *	W	7-4
3/30	WESTERN KENTUCKY *	W	8-4
4/1	ALABAMA	L	5-9
4/3	at Birmingham-Southern	L	2-10
4/5	SOUTH ALABAMA *	L	4-9
4/5	SOUTH ALABAMA *	L	3-8
4/6	SOUTH ALABAMA *	W	9-7
4/9	at Troy	L	4-15
4/9	at Troy	L	4-5
4/11	USF *	L	0-9
4/12	USF *	L	4-6
4/13	USF *	W	4-3
4/16	at Alabama	L	2-9
4/19	at Western Kentucky *	L	2-3
4/20	at Western Kentucky *	W	6-3
4/22	at West Alabama	W	14-6
4/23	at Mississippi	L	1-2 (13)
4/26	at South Alabama *	L	2-3
4/26	at South Alabama *	L	6-7
4/27	at South Alabama *	W	6-2
4/29	FAULKNER	W	9-0 (f)
4/30	SAMFORD	W	2-0
5/1	HUNTINGDON	L	5-11
5/2	at Middle Tennessee	L	1-10
5/2	at Middle Tennessee	W	12-3
5/10	TROY	W	6-3
5/10	TROY	W	18-8
5/15	vs. Old Dominion 1	L	5-6
5/16	vs. Jacksonville 1	L	3-5

\* - Sun Belt Conference West Division games

1 - Sun Belt Conference Tournament (Tampa, Fla.)

### PETE RANCONT

1987-1999

388-328-1 (.541)

13 Seasons



### 1987

#### 23-22/8-10 Sun Belt

2/20	vs. Grambling 1	W	7-1
2/24	FAULKNER	W	12-1
2/25	AUBURN	L	2-23
3/3	at Alabama	L	5-8
3/4	MONTEVALLO	W	7-1
3/5	FERRIS STATE	W	13-7
3/5	FERRIS STATE	W	4-3
3/7	VIRGINIA	W	21-6
3/8	VIRGINIA	W	9-8
3/11	BIRMINGHAM-SOUTHERN	L	2-3
3/14	ILLINOIS STATE	L	4-5
3/14	ILLINOIS STATE	L	2-16
3/15	ILLINOIS STATE	W	7-2
3/16	ILLINOIS	L	2-5
3/20	at USF *	L	4-15
3/21	at USF *	W	7-6
3/22	at USF *	L	4-6
3/23	at Florida	L	7-9
3/26	GEORGIA SOUTHERN	W	10-6
3/28	WESTERN KENTUCKY *	W	4-3
3/28	WESTERN KENTUCKY *	W	6-5
3/29	WESTERN KENTUCKY *	W	6-4
3/31	ALABAMA 2	W	9-8
4/1	at Samford	W	11-8
4/4	at South Alabama *	L	2-11
4/4	at South Alabama *	W	5-4
4/5	at South Alabama *	L	6-7
4/7	JACKSONVILLE STATE	W	4-0
4/9	at Mississippi	L	3-13
4/11	USF *	L	5-10
4/11	USF *	W	7-1
4/12	USF *	L	2-4
4/15	TROY	L	1-8

4/15	TROY	L	1-2
4/18	at Western Kentucky *	L	0-4
4/18	at Western Kentucky *	L	8-9
4/19	at Western Kentucky *	W	10-5
4/21	MISSISSIPPI	W	8-7
4/22	at Jacksonville State	L	10-11
4/24	at Montevallo	W	6-5
4/27	SAMFORD	W	3-1
4/29	at Auburn	L	2-8
5/2	SOUTH ALABAMA *	W	2-1
5/2	SOUTH ALABAMA *	L	1-3
5/3	SOUTH ALABAMA *	L	9-10

\* - Sun Belt Conference West Division games

1 - Louisiana Classic (Lafayette, La.)

2 - at Rickwood Field

### 1988

#### 22-28-1/4-12 Sun Belt

2/22	SAMFORD	W	6-4
2/24	at Montevallo	W	12-9
2/25	at Birmingham-Southern	L	2-5
2/26	TENNESSEE STATE	W	5-4
2/28	VANDERBILT	L	3-4
3/1	at Middle Tennessee	W	3-2
3/1	at Middle Tennessee	W	14-5
3/3	FERRIS STATE	W	6-3
3/4	EVANSVILLE	T	7-7 (10)
3/5	EVANSVILLE	L	3-5
3/7	at Samford	W	2-1
3/12	ILLINOIS STATE	L	0-3
3/12	ILLINOIS STATE	W	7-6
3/13	ILLINOIS STATE	W	7-1
3/17	at Florida State	L	4-10
3/19	MIDDLE TENNESSEE	W	4-3
3/22	MIDDLE TENNESSEE	W	17-13
3/23	WEST ALABAMA	L	2-4
3/24	EASTERN ILLINOIS	W	7-5
3/26	LOUISIANA TECH	W	6-2
3/26	LOUISIANA TECH	L	1-2
3/27	NICHOLLS STATE	L	2-8
3/28	RIDER	L	3-6
3/29	MISSISSIPPI	W	12-3
4/2	USF *	W	3-2
4/2	USF *	W	9-6
4/4	at Samford	W	4-2
4/6	SAMFORD	W	8-7
4/7	at Vanderbilt	L	5-14
4/9	at Western Kentucky *	L	1-10
4/9	at Western Kentucky *	L	5-7
4/10	at Western Kentucky *	L	4-9
4/14	MONTEVALLO	W	3-1
4/16	SOUTH ALABAMA *	W	4-3
4/16	SOUTH ALABAMA *	L	0-2 (13)
4/17	SOUTH ALABAMA *	L	4-5
4/20	at Mississippi State	L	2-5
4/21	at Mississippi State	L	4-9
4/23	WESTERN KENTUCKY *	L	6-9
4/23	WESTERN KENTUCKY *	L	2-10
4/24	WESTERN KENTUCKY *	L	5-8 (10)
4/26	at Mississippi	L	4-8
4/28	JACKSONVILLE STATE	L	3-5 (11)
4/30	at USF *	L	2-3
4/30	at USF *	L	6-7 (10)
5/3	at Auburn	L	1-4
5/7	at South Alabama *	L	6-15
5/7	at South Alabama *	W	5-2
5/8	at South Alabama *	L	0-6
5/10	at Southern Miss	L	5-6
5/11	at Southern Miss	W	6-2

\* - Sun Belt Conference West Division games

### 1989

#### 28-27/7-11 Sun Belt

2/24	at Alabama	W	10-1
2/25	VANDERBILT	L	5-7
2/27	at Montevallo	W	8-4
2/28	SAMFORD	W	4-2
3/2	FERRIS STATE	W	6-3
3/3	EVANSVILLE	W	5-1
3/5	EVANSVILLE	W	3-2
3/7	SAGINAW VALLEY STATE	L	8-9
3/9	ILLINOIS STATE	W	8-7
3/9	ILLINOIS STATE	W	2-1
3/10	ILLINOIS STATE	W	7-5
3/11	MIDDLE TENNESSEE	W	8-4
3/12	MIDDLE TENNESSEE	L	4-7
3/15	MONTEVALLO	W	7-6
3/17	at Jackson State	L	5-6
3/18	at Louisiana Tech	L	3-6
3/19	at Louisiana Tech	L	0-2
3/20	at Nicholls State	W	5-3
3/25	USF *	W	11-6
3/25	USF *	W	7-1
3/26	USF *	W	8-6

# UAB BASEBALL

## YEAR-BY-YEAR RESULTS

3/28	ALABAMA STATE	W	13-2
4/1	at USF *	L	3-7
4/1	at USF *	L	4-8
4/2	at USF *	L	3-16
4/5	at Samford	W	5-3
4/5	at Samford	L	0-6
4/6	at Mississippi	L	3-5
4/8	WESTERN KENTUCKY *	L	4-12
4/8	WESTERN KENTUCKY *	L	2-7
4/9	WESTERN KENTUCKY *	W	9-2
4/11	MISSISSIPPI	W	7-5
4/13	at Vanderbilt	L	2-12
4/15	at Western Kentucky *	W	7-3
4/15	at Western Kentucky *	L	4-5
4/16	at Western Kentucky *	L	5-15
4/18	at Alabama State	W	9-1
4/20	at Middle Tennessee	W	8-4 (11)
4/21	at Middle Tennessee	L	5-10
4/24	at Birmingham-Southern	W	11-6
4/25	SAMFORD	W	9-2
4/26	at Auburn	L	1-4
4/27	vs. Alabama 1	L	3-14
4/29	at South Alabama *	L	1-5
4/29	at South Alabama *	L	5-6 (12)
4/30	at South Alabama *	L	6-8
5/2	BIRMINGHAM-SOUTHERN	W	10-1
5/3	at Tennessee	W	5-1
5/6	SOUTH ALABAMA *	L	0-1
5/6	SOUTH ALABAMA *	W	2-1 (8)
5/7	SOUTH ALABAMA *	W	5-4 (13)
5/9	SOUTHERN MISS	L	0-3
5/10	SOUTHERN MISS	L	2-5
5/17	at Jacksonville 2	L	0-5
5/18	vs. Charlotte 2	L	12-14

\* - Sun Belt Conference West Division games

1 - at Hoover Met

2 - Sun Belt Conference Tournament (Jacksonville, Fla.)

### 1990 27-26/8-10 Sun Belt

2/19	SAMFORD	W	4-3
2/21	MONTEVALLO	W	12-5
2/23	RADFORD	W	1-0
2/23	RADFORD	W	11-1
2/27	at Samford	W	13-1
2/28	ALABAMA	W	4-3
3/5	VALPARAISO	W	9-0
3/6	at Alabama	W	9-5
3/7	at Auburn	L	6-11
3/9	at Middle Tennessee	L	1-6
3/10	at Middle Tennessee	L	6-9
3/13	ALABAMA STATE	W	13-4
3/14	AUSTIN PEAY	W	6-3
3/16	MIDDLE TENNESSEE	W	2-1
3/17	MIDDLE TENNESSEE	L	1-3
3/19	vs. Eastern Kentucky 1	L	3-7
3/20	vs. Eastern Kentucky 1	L	3-9
3/21	vs. Massachusetts 2	L	6-10 (10)
3/22	vs. Illinois-Chicago 2	W	7-3
3/24	at USF *	W	7-0
3/24	at USF *	L	3-10
3/25	at USF *	W	6-5
3/27	AUBURN	W	2-1
3/28	at Birmingham-Southern	L	5-7
3/31	USF *	W	5-3
3/31	USF *	W	4-1
4/1	USF *	L	3-6
4/3	vs. Montevallo 3	L	7-8
4/4	TENNESSEE	L	0-4
4/7	at Western Kentucky *	W	15-0
4/7	at Western Kentucky *	W	3-0
4/8	at Western Kentucky *	L	2-4
4/11	at Samford	W	12-4
4/12	at Vanderbilt	W	6-4
4/14	WESTERN KENTUCKY *	L	0-2
4/14	WESTERN KENTUCKY *	L	2-5
4/15	WESTERN KENTUCKY *	W	9-8
4/17	at Mississippi	L	8-9
4/19	vs. Alabama 4	W	6-4 (10)
4/24	at Alabama State	W	15-0
4/28	SOUTH ALABAMA *	W	5-4
4/28	SOUTH ALABAMA *	L	2-3 (14)
4/29	SOUTH ALABAMA *	L	2-8
5/1	SAMFORD	L	0-6
5/2	BIRMINGHAM-SOUTHERN	W	14-3
5/5	at South Alabama *	L	2-3 (8)
5/5	at South Alabama *	L	0-1
5/6	at South Alabama *	L	1-5
5/8	at Southern Miss	W	10-3
5/9	at Southern Miss	L	0-1
5/10	VANDERBILT	L	0-1 (10)
5/16	vs. Old Dominion 5	L	7-9
5/17	vs. Jacksonville 5	L	4-10

\* - Sun Belt Conference West Division games

1 - at Baseball City, Fla.

2 - at DeLand, Fla.

3 - at Kiwanis Classic (Selma, Ala.)

4 - at Hoover Met

5 - Sun Belt Conference Tournament (Mobile, Ala.)

### 1991 29-30/9-7 Sun Belt

2/15	vs. The Citadel 1	W	10-6
2/16	vs. Tennessee Tech 1	W	6-2
2/20	at Alabama	L	5-8
2/23	MIDDLE TENNESSEE	L	4-6
2/24	MIDDLE TENNESSEE	L	6-10
2/26	JACKSONVILLE STATE	L	0-4
2/27	ALABAMA	L	1-9
2/28	at Samford	W	14-5
3/1	KENTUCKY	L	5-9
3/4	VALPARAISO	W	10-6
3/5	LOUISIANA-MONROE	W	11-3
3/6	at Montevallo	L	5-10
3/8	ILLINOIS STATE	L	6-7
3/9	ILLINOIS STATE	L	3-5
3/9	ILLINOIS STATE	L	5-9
3/12	SOUTHERN MISS	L	5-7
3/13	SOUTHERN MISS	W	7-2
3/20	EASTERN KENTUCKY	W	13-7
3/21	EASTERN KENTUCKY	L	1-6
3/22	SAMFORD	W	17-0
3/26	MISSISSIPPI	L	11-12
3/27	at Troy	W	6-4
3/30	at South Alabama *	L	8-12
3/30	at South Alabama *	L	0-8
3/31	at South Alabama *	W	8-6
4/3	TROY	W	6-4
4/6	WESTERN KENTUCKY *	W	9-5
4/6	WESTERN KENTUCKY *	W	7-6
4/7	WESTERN KENTUCKY *	W	12-8
4/10	SAMFORD	W	7-5
4/11	at Vanderbilt	L	2-6
4/13	USF *	W	8-2
4/13	USF *	W	5-2
4/14	USF *	W	10-0
4/16	at Mississippi	W	3-2
4/18	MONTEVALLO	L	4-6
4/20	at USF *	L	8-10
4/20	at USF *	L	4-6
4/21	at USF *	L	3-4
4/23	at Middle Tennessee 2	W	9-3
4/24	at Samford	L	4-8
4/27	SOUTH ALABAMA *	L	4-15
4/30	at Auburn	L	5-6 (11)
5/1	AUBURN 3	W	5-4
5/2	BIRMINGHAM-SOUTHERN	L	2-4
5/4	at Western Kentucky *	L	2-8
5/4	at Western Kentucky *	W	7-0 (F)
5/5	at Western Kentucky *	W	7-6 (10)
5/7	at Southern Miss	L	3-8
5/8	at Southern Miss	L	2-5
5/9	VANDERBILT	W	7-2
5/15	vs. Old Dominion 4	W	13-0
5/16	at Jacksonville 4	L	4-6
5/17	vs. South Alabama 4	W	4-3
5/17	at Jacksonville 4	W	5-1
5/18	vs. Old Dominion 4	W	3-2
5/24	at Texas 5	L	3-16
5/25	vs. Rutgers 5	W	10-9
5/26	vs. Oklahoma State 5	L	7-8 (10)

\* - Sun Belt Conference West Division games

1 - at Macon, Ga.

2 - at Tullahoma, Tenn.

3 - at Hoover Met

4 - Sun Belt Conference Tournament (Jacksonville, Fla.)

5 - NCAA Central Regional (Austin, Texas)

### 1992 43-18/17-1 Great Midwest

2/16	VANDERBILT	W	7-6
2/18	TENNESSEE STATE	W	11-8
2/19	SHORTER	W	5-3
2/20	SAMFORD	W	8-3
2/22	MIDDLE TENNESSEE	W	3-2
2/23	MIDDLE TENNESSEE	L	4-6
2/27	TENNESSEE TECH	W	3-1
2/28	AUSTIN PEAY	W	13-7
2/29	MIDDLE TENNESSEE 1	L	2-4
3/1	at Alabama	L	1-6
3/4	JACKSONVILLE STATE	W	6-5 (11)
3/7	OHIO STATE	W	2-1
3/7	OHIO STATE	L	1-7
3/8	OHIO STATE	W	11-10
3/10	VALPARAISO	W	5-2
3/12	NORTHERN ILLINOIS	W	9-5
3/13	MISSISSIPPI STATE	L	1-8

3/14	MISSISSIPPI STATE	L	0-5
3/15	at Vanderbilt	L	6-9
3/18	at Coastal Carolina	W	5-2
3/19	at Coastal Carolina	L	6-7
3/20	at Coastal Carolina	W	12-7 (12)
3/21	vs. Towson 2	W	17-9
3/26	at Middle Tennessee	L	0-1
3/26	at Middle Tennessee	L	1-4
3/31	LINCOLN MEMORIAL	W	10-7
4/1	at Samford	W	16-7
4/4	at Memphis *	W	5-1
4/4	at Memphis *	W	10-1
4/5	at Memphis *	L	3-6
4/7	SOUTHERN MISS	L	3-7
4/8	SOUTHERN MISS	W	8-4
4/9	at Samford	W	10-6
4/11	CINCINNATI *	W	5-4
4/11	CINCINNATI *	W	2-0
4/12	CINCINNATI *	W	11-2
4/14	SAMFORD	W	4-3
4/15	MILLSAPS	W	11-3
4/15	MILLSAPS	W	20-2
4/18	SAINT LOUIS *	W	7-6 (10)
4/18	SAINT LOUIS *	W	6-4
4/19	SAINT LOUIS *	W	11-10
4/22	ALABAMA 3	L	0-6
4/25	at Cincinnati *	W	4-3
4/25	at Cincinnati *	W	3-1
4/26	at Cincinnati *	W	4-1 (10)
4/29	at Auburn	L	1-8
4/30	AUBURN	L	2-5
5/2	at Saint Louis *	W	7-4
5/2	at Saint Louis *	W	14-5
5/3	at Saint Louis *	W	8-3
5/5	at Southern Miss	L	4-14
5/6	at Southern Miss	L	4-7
5/9	MEMPHIS *	W	5-4
5/9	MEMPHIS *	W	5-3
5/10	MEMPHIS *	W	14-4
5/13	SAINT LOUIS 4	W	1-0
5/13	CINCINNATI 4	L	1-2
5/14	SAINT LOUIS 4	W	8-1
5/14	CINCINNATI 4	W	12-5
5/15	CINCINNATI 4	W	10-5

\* - Great Midwest Conference games

1 - at Hoover Met

2 - at Conway, S.C.

3 - Big Four Classic (Hoover Met)

4 - Great Midwest Conference Tournament (Birmingham, Ala.)

### 1993 35-23/12-6 Great Midwest

2/17	at Samford	W	4-3
2/19	SHORTER	W	10-3
2/21	VANDERBILT	W	11-5
2/23	SIENA HEIGHTS	W	8-3
2/24	at Troy	L	7-8 (10)
2/26	KENTUCKY	W	3-1
2/27	KENTUCKY	L	1-8
2/27	TENNESSEE TECH	W	16-9
2/28	TENNESSEE TECH	W	12-0
3/3	LOUISIANA TECH	W	6-3
3/4	LOUISIANA TECH	W	3-0
3/6	at Mississippi State	W	6-4
3/7	at Mississippi State	L	7-19
3/9	MIDDLE TENNESSEE	W	15-14
3/10	MIDDLE TENNESSEE	W	10-6
3/20	at USF	L	4-5
3/20	at USF	L	3-8
3/23	SOUTHERN MISS	W	6-4
3/24	SOUTHERN MISS	L	5-10
3/25	at Western Kentucky	L	2-12
3/30	at Middle Tennessee	W	8-7
3/31	at Middle Tennessee	L	6-7
4/3	at Memphis *	W	10-7
4/3	at Memphis *	L	0-2
4/4	at Memphis *	L	3-4
4/6	TENNESSEE STATE	W	4-3
4/7	at Alabama	W	9-8
4/8	ALABAMA	L	2-4
4/9	MILLSAPS	W	7-4
4/10	CINCINNATI *	W	9-3
4/10	CINCINNATI *	W	14-1
4/11	CINCINNATI *	W	9-4
4/13	at Auburn	L	1-20
4/14	at Tennessee State	W	15-5
4/15	JACKSONVILLE STATE	W	7-4
4/17	SAINT LOUIS *	W	8-0
4/17	SAINT LOUIS *	W	6-3
4/18	SAINT LOUIS *	W	7-6
4/20	SAMFORD	W	6-4
4/21	AUBURN 1	L	1-4
4/24	at Cincinnati *	L	8-26
4/24	at Cincinnati *	W	11-7





4/25	at Cincinnati *	W	10-5
4/27	TROY	L	6-8
4/28	at Auburn	L	1-5
5/1	at Saint Louis *	L	7-8
5/1	at Saint Louis *	W	7-3
5/2	at Saint Louis *	W	1-0
5/4	at Southern Miss	L	2-7
5/5	at Southern Miss	L	4-9
5/8	MEMPHIS *	L	4-11
5/8	MEMPHIS *	L	5-10
5/9	MEMPHIS *	W	6-4
5/14	vs. Saint Louis 2	L	5-11
5/15	vs. Cincinnati 2	W	7-1
5/15	vs. Saint Louis 2	W	7-4
5/16	at Memphis 2	W	6-2
5/16	at Memphis 2	L	3-4

\* - Great Midwest Conference games

1 - Big Four Classic (Hoover Met)

2 - Great Midwest Conference Tournament (Memphis, Tenn.)

1994			
32-23/16-6 Great Midwest			
2/19	at Tennessee Tech	W	14-3
2/25	WESTERN KENTUCKY	W	10-8
2/26	EASTERN KENTUCKY 1	L	2-9
2/27	KENTUCKY	L	4-7
3/4	at LSU	L	5-11
3/5	at LSU	L	5-6
3/6	at LSU	L	6-17
3/8	MIDDLE TENNESSEE	L	3-13
3/10	VALPARAISO	W	9-2
3/12	DAYTON *	W	6-3
3/12	DAYTON *	W	10-5
3/13	DAYTON *	W	3-1
3/14	BUTLER	W	8-0
3/18	MICHIGAN STATE	L	8-13
3/19	at Mississippi State	W	6-3
3/20	at Mississippi State	W	7-3
3/22	JACKSONVILLE STATE	L	2-3
3/23	AUBURN	W	9-3
3/26	at Saint Louis *	W	10-2
3/26	at Saint Louis *	W	5-0
3/29	at Southern Miss	L	4-8
3/30	at Southern Miss	L	1-3
4/2	MEMPHIS *	L	7-14
4/2	MEMPHIS *	L	6-14
4/3	MEMPHIS *	L	0-2
4/5	SOUTHERN MISS	L	1-3
4/6	SOUTHERN MISS	W	9-2
4/9	CINCINNATI *	W	10-5
4/9	CINCINNATI *	W	20-1
4/10	CINCINNATI *	L	1-13
4/13	at Mississippi	W	9-4
4/16	at Dayton *	W	15-14
4/16	at Dayton *	W	5-2
4/17	at Dayton *	W	11-7
4/20	ALABAMA	L	2-3
4/22	at Samford	W	8-7
4/23	SAMFORD	W	14-1
4/23	SAMFORD	W	5-1
4/26	AUBURN	L	2-7
4/27	at Alabama	L	1-2 (11)
4/30	SAINT LOUIS *	W	8-1
4/30	SAINT LOUIS *	W	8-7 (10)
5/1	SAINT LOUIS *	W	4-2
5/3	at Middle Tennessee	L	4-10
5/7	at Memphis *	W	7-3
5/7	at Memphis *	L	5-6
5/10	VANDERBILT	W	13-12
5/11	at Auburn	L	3-9
5/14	at Cincinnati *	W	8-5
5/15	at Cincinnati *	W	7-6
5/15	at Cincinnati *	L	5-7
5/20	at Cincinnati 2	W	5-2
5/21	vs. Memphis 2	W	8-1
5/22	vs. Memphis 2	L	5-8
5/22	vs. Memphis 2	W	14-5

\* - Great Midwest Conference games

1 - at Hoover Met

2 - Great Midwest Conference Tournament (Cincinnati, Ohio)

1995			
34-22/13-9 Great Midwest			
2/18	at Vanderbilt	W	6-2
2/24	MIDDLE TENNESSEE	W	6-4
2/25	MURRAY STATE 1	L	4-5
2/26	VANDERBILT	W	16-14
3/1	JACKSONVILLE STATE	W	10-5
3/2	AUBURN	L	6-9
3/4	at Louisiana Tech	W	3-0
3/5	at Louisiana Tech	L	5-8
3/7	at Mississippi State	L	4-13

3/9	PENN STATE	W	3-1
3/11	DAYTON *	W	16-7
3/11	DAYTON *	W	15-1
3/12	DAYTON *	W	7-3
3/13	VALPARAISO	W	13-9
3/14	TENNESSEE-MARTIN	W	11-8
3/17	at Tennessee-Martin	W	11-3
3/18	MIDDLE TENNESSEE	L	6-9
3/19	MIDDLE TENNESSEE	L	5-6
3/20	MIDDLE TENNESSEE	L	4-10
3/22	AUBURN	L	2-16
3/25	at Memphis *	W	3-2
3/25	at Memphis *	L	1-4
3/26	at Memphis *	L	0-18
3/28	SOUTHERN MISS	W	8-7
3/29	SOUTHERN MISS	W	13-6
4/1	MEMPHIS *	L	2-8
4/1	MEMPHIS *	W	5-1
4/2	MEMPHIS *	W	10-1
4/4	at Southern Miss	W	8-6
4/5	at Southern Miss	W	5-2
4/8	SAINT LOUIS *	W	16-1
4/8	SAINT LOUIS *	W	10-7
4/9	SAINT LOUIS *	W	10-9 (10)
4/12	at Alabama	W	6-0
4/15	at Dayton *	W	13-5
4/15	at Dayton *	W	13-7
4/16	at Dayton *	W	20-5
4/18	at Auburn	L	3-10
4/19	at Auburn	L	5-8
4/20	MILLSAPS	W	15-1
4/24	SAMFORD	W	13-3
4/25	at Samford	W	7-3
4/29	at Saint Louis *	L	9-10
4/29	at Saint Louis *	W	14-4
5/2	at Middle Tennessee	W	4-2
5/3	at Middle Tennessee	W	4-3
5/6	CINCINNATI *	L	8-10
5/6	CINCINNATI *	L	4-7
5/7	CINCINNATI *	L	5-9
5/9	ALABAMA	L	6-10
5/10	MILLSAPS	W	5-1
5/10	MILLSAPS	W	7-4
5/14	at Cincinnati *	L	1-2
5/14	at Cincinnati *	L	2-3
5/19	vs. Dayton 2	L	2-5
5/19	vs. Memphis 2	L	0-5

\* - Great Midwest Conference games

1 - at Hoover Met

2 - Great Midwest Conference Tournament (St. Louis, Mo.)

1996			
33-25/13-11 Conference USA			
2/23	MURRAY STATE	L	6-8
2/24	EASTERN KENTUCKY	W	14-6
2/25	TENNESSEE TECH	W	10-9
2/27	SHORTER	W	7-1
2/29	ALABAMA STATE	W	8-3
3/2	at Tennessee Tech	W	7-5
3/3	at Tennessee Tech	W	16-3
3/7	VALPARAISO	L	6-8
3/8	vs. Ohio State 1	L	3-6
3/9	vs. Troy 1	W	4-3
3/10	vs. Kent State 1	W	7-0
3/12	MISSISSIPPI	L	1-11
3/13	at Jacksonville State	L	2-6
3/15	at Saint Louis *	W	19-10
3/16	at Saint Louis *	W	12-3
3/17	at Saint Louis *	L	6-7
3/20	AUBURN	L	1-2 (10)
3/21	EASTERN KENTUCKY	W	8-1
3/23	CENTENARY	W	11-8
3/24	CENTENARY	W	15-5
3/26	at Middle Tennessee	W	12-2
3/27	at Middle Tennessee	W	17-6
3/29	CINCINNATI *	W	4-2
3/30	CINCINNATI *	W	13-1
3/31	CINCINNATI *	W	12-2
4/2	MISSISSIPPI STATE	L	5-10
4/3	MISSISSIPPI STATE	L	1-7
4/5	at Louisville *	W	9-2
4/6	at Louisville *	L	6-8
4/7	at Louisville *	W	12-6
4/9	at Jacksonville State	W	21-6
4/10	at Alabama	L	6-17
4/11	at Alabama State	L	7-10
4/12	SOUTHERN MISS *	W	16-3
4/13	SOUTHERN MISS *	W	7-5
4/14	SOUTHERN MISS *	L	5-10
4/16	at Samford	W	10-4
4/17	ALABAMA	L	5-12
4/18	MILLSAPS	W	8-7
4/19	TULANE *	L	3-4
4/20	TULANE *	L	4-8

4/21	TULANE *	L	1-4
4/23	MIDDLE TENNESSEE	W	4-3
4/24	MIDDLE TENNESSEE	L	4-6
4/26	at Charlotte *	L	1-4
4/27	at Charlotte *	W	11-0
4/28	at Charlotte *	W	7-1
4/30	at Auburn	W	5-3
5/1	SAMFORD	W	4-3
5/3	at Memphis *	W	12-8
5/4	at Memphis *	W	8-4
5/5	at Memphis *	L	6-7
5/7	SAMFORD	W	6-1
5/10	USF *	L	3-10
5/11	USF *	L	2-5
5/12	USF *	L	1-11
5/16	vs. Charlotte 2	L	9-17
5/17	vs. USF 2	L	7-9

\* - Conference USA games

1 - Blue-Gray Classic (Montgomery, Ala.)

2 - Conference USA Tournament (Hattiesburg, Miss.)

1997			
31-29/14-13 Conference USA			
2/14	VMI	W	18-5
2/15	at Vanderbilt	L	5-6 (11)
2/16	VMI	W	16-3
2/19	SAMFORD	W	11-9
2/21	MURRAY STATE	W	9-7
2/22	TENNESSEE TECH	L	4-11
2/23	TENNESSEE TECH	L	0-4
2/25	ALABAMA STATE	W	6-4
2/26	at Alabama State	W	8-3
3/4	VANDERBILT	L	2-14
3/7	vs. Illinois 1	L	4-6
3/8	vs. Kent State 1	W	9-2
3/9	vs. Southeastern La. 1	W	11-6
3/11	MIDDLE TENNESSEE	W	1-0
3/12	MIDDLE TENNESSEE	L	12-13 (10)
3/14	at USF *	L	2-12
3/15	at USF *	L	4-13
3/16	at USF *	L	9-10 (10)
3/18	at Jacksonville State	L	0-7
3/19	at Alabama	L	2-11
3/21	MEMPHIS *	W	2-0
3/22	MEMPHIS *	W	3-2
3/23	MEMPHIS *	W	3-1
3/25	AUBURN	L	7-9
3/26	at Jacksonville State	L	2-6
3/28	CHARLOTTE *	W	6-4
3/29	CHARLOTTE *	L	5-6
3/30	CHARLOTTE *	L	1-7
4/1	MISSISSIPPI STATE	W	5-3
4/2	MISSISSIPPI STATE	W	15-3
4/4	at Tulane *	L	4-14
4/5	at Tulane *	L	6-7 (11)
4/6	at Tulane *	L	5-9
4/8	SAMFORD	L	4-5 (11)
4/9	ALABAMA 2	W	10-2
4/11	at Southern Miss *	L	2-3 (10)
4/12	at Southern Miss *	L	3-8
4/13	at Southern Miss *	L	8-9
4/15	JACKSONVILLE STATE	L	2-12
4/16	at Auburn	L	8-9
4/18	LOUISVILLE *	L	3-10
4/19	LOUISVILLE *	W	12-1
4/20	LOUISVILLE *	W	9-5
4/23	at Samford	W	10-8
4/25	at Cincinnati *	W	9-2
4/26	at Cincinnati *	W	17-9
4/27	at Cincinnati *	W	14-8
5/2	at Houston *	W	8-7
5/3	at Houston *	L	9-12
5/4	at Houston *	W	13-6
5/6	at Middle Tennessee	L	4-9
5/7	at Middle Tennessee	W	16-8
5/9	SAINT LOUIS *	W	6-4
5/10	SAINT LOUIS *	W	5-4 (10)
5/11	SAINT LOUIS *	W	11-6
5/14	vs. USF 3	L	2-5
5/15	vs. Saint Louis 3	W	6-2
5/16	vs. USF 3	W	5-3
5/17	vs. Houston 3	W	6-5 (12)
5/17	vs. Houston 3	L	8-10

\* - Conference USA games

1 - Blue-Gray Classic (Montgomery, Ala.)

2 - at Hoover Met

3 - Conference USA Tournament (New Orleans, La.)

1998			
29-24/15-12 Conference USA			
2/14	VANDERBILT	L	8-11
2/18	at Vanderbilt	L	0-1
2/24	at Mississippi	L	8-9
2/25	JACKSONVILLE STATE	W	12-9



# UAB BASEBALL

## YEAR-BY-YEAR RESULTS

2/28	at Tennessee Tech	W	22-7
3/1	at Tennessee Tech	W	15-10
3/3	MIDDLE TENNESSEE	W	15-7
3/4	MIDDLE TENNESSEE	W	15-13
3/7	vs. Winthrop 1	W	9-4
3/10	TENNESSEE TECH	W	18-8
3/11	TENNESSEE TECH	W	8-3
3/13	at Charlotte *	W	5-2
3/14	at Charlotte *	W	12-8
3/15	at Charlotte *	W	10-8 (10)
3/17	ALABAMA STATE	W	16-3
3/20	SOUTHERN MISS *	W	7-6 (10)
3/21	SOUTHERN MISS *	W	8-7 (10)
3/22	SOUTHERN MISS *	L	3-6
3/24	at Auburn	L	3-4
3/27	CINCINNATI *	W	21-8
3/28	CINCINNATI *	W	20-8
3/29	CINCINNATI *	W	12-7
3/31	at Jacksonville State	W	8-4
4/1	AUBURN	L	4-8
4/3	at Louisville *	W	15-9
4/4	at Louisville *	L	5-12
4/5	at Louisville *	L	9-10
4/7	SAMFORD	W	23-4
4/10	at Saint Louis *	L	8-10
4/11	at Saint Louis *	L	1-3
4/12	at Saint Louis *	W	15-4
4/14	at Mississippi State	L	1-10
4/15	at Mississippi State	L	5-8
4/17	HOUSTON *	L	2-4
4/19	HOUSTON *	L	6-7
4/19	HOUSTON *	L	4-5
4/21	at Samford	L	8-13
4/22	ALABAMA	W	4-3
4/24	TULANE *	L	5-9
4/25	TULANE *	L	2-7
4/26	TULANE *	L	4-10
4/28	JACKSONVILLE STATE	L	7-8
4/29	at Alabama	L	0-4
5/1	at Memphis *	W	4-3 (10)
5/2	at Memphis *	L	6-9
5/3	at Memphis *	W	7-1
5/5	at Middle Tennessee	W	16-4
5/8	USF *	W	12-2
5/9	USF *	W	8-7
5/10	USF *	W	5-1
5/13	vs. Louisville 2	L	8-9
5/14	vs. Saint Louis 2	W	4-1
5/15	vs. Louisville 2	L	6-11

\* - Conference USA games  
1 - Blue-Gray Classic (Montgomery, Ala.)  
2 - Conference USA Tournament (New Orleans, La.)

### 2009 22-31/7-20 Conference USA

2/13	JACKSONVILLE STATE	W	5-1
2/16	at Belmont	W	8-4
2/17	at Vanderbilt	L	2-13
2/20	vs. Minnesota 1	W	13-6
2/21	at South Alabama 1	L	5-10
3/2	MISSISSIPPI	W	20-15
3/6	at Tennessee Tech	L	1-8
3/7	at Tennessee Tech	W	9-5
3/9	VANDERBILT	W	12-7
3/10	BUTLER	W	12-0
3/14	WISCONSIN-MILWAUKEE	L	7-11
3/14	WISCONSIN-MILWAUKEE	W	4-3
3/19	at Cincinnati *	W	8-2
3/20	at Cincinnati *	L	3-9
3/21	at Cincinnati *	W	11-7
3/23	at Middle Tennessee	W	10-7
3/24	at Middle Tennessee	W	13-1
3/26	SAINT LOUIS *	W	7-2
3/27	SAINT LOUIS *	W	16-15
3/28	SAINT LOUIS *	L	1-12
3/30	SAMFORD	L	4-7
4/2	at Tulane *	L	2-6
4/3	at Tulane *	L	3-9
4/4	at Tulane *	L	1-10
4/6	at Auburn	L	5-17
4/7	BELMONT	W	11-10 (11)
4/9	at Southern Miss *	L	8-9 (11)
4/10	at Southern Miss *	L	6-12
4/11	at Southern Miss *	L	1-2 (10)
4/14	ALABAMA	L	4-30
4/16	MEMPHIS *	W	8-7
4/17	MEMPHIS *	L	3-5
4/18	MEMPHIS *	W	13-9
4/20	MISSISSIPPI STATE	L	1-15
4/21	MISSISSIPPI STATE	W	8-6
4/23	CHARLOTTE *	L	5-8
4/24	CHARLOTTE *	L	4-7 (10)
4/25	CHARLOTTE *	W	16-3
4/28	at Alabama	L	5-22
4/30	at USF *	L	3-26

5/1	at USF *	L	14-15 (11)
5/2	at USF *	L	6-13
5/4	MIDDLE TENNESSEE	L	7-8
5/5	MIDDLE TENNESSEE	W	21-11
5/7	at Houston *	L	1-9
5/8	at Houston *	L	2-4
5/9	at Houston *	L	4-5
5/11	TENNESSEE TECH	W	21-16
5/12	TENNESSEE TECH	W	12-8
5/14	LOUISVILLE *	L	7-9
5/15	LOUISVILLE *	L	7-16
5/16	LOUISVILLE *	L	3-9
5/18	vs. Cincinnati 2	L	7-8

\* - Conference USA game  
1 - Coca-Cola Classic (Mobile, Ala.)  
2 - Conference USA Championship (Millington, Tenn.)

**LARRY GIANGROSSO**  
2000-2006  
176-222 (.442)  
7 Seasons



### 2000 28-32/10-15 Conference USA

2/9	AUBURN	L	0-6
2/12	at Alabama State	W	19-13
2/13	ALABAMA STATE	W	24-6
2/16	at Auburn	L	6-11
2/19	Mississippi State 1	L	1-17
2/20	at South Alabama 1	L	4-5 (12)
2/22	at Vanderbilt	L	4-6
2/25	KENTUCKY	L	3-4
2/26	EASTERN ILLINOIS	W	7-3
2/27	EASTERN ILLINOIS	W	2-1
3/1	at Alabama	L	8-12
3/4	at Tennessee Tech	W	10-3
3/5	at Tennessee Tech	W	5-3
3/7	JACKSONVILLE STATE	W	20-9
3/8	VANDERBILT	W	12-2
3/11	EVANSVILLE	W	9-1
3/12	EVANSVILLE	W	5-2
3/14	at South Alabama	W	10-3
3/17	USF *	L	2-4
3/18	USF *	W	11-5
3/18	USF *	L	6-10
3/21	MIDDLE TENNESSEE	W	5-3
3/22	MIDDLE TENNESSEE	W	6-4
3/24	at Charlotte *	L	2-6
3/25	at Charlotte *	L	1-9
3/26	at Charlotte *	W	11-4
3/28	at Middle Tennessee	L	2-4
3/29	at Middle Tennessee	L	2-6
3/31	HOUSTON *	L	3-16
4/4	at Mississippi State	L	6-9
4/7	at Memphis *	L	7-10
4/8	at Memphis *	L	1-6
4/9	at Memphis *	L	6-9
4/11	BELMONT	W	23-8
4/12	at Georgia	L	8-9 (10)
4/14	TULANE *	L	3-14
4/15	TULANE *	L	2-10
4/16	TULANE *	W	9-8
4/18	TENNESSEE TECH	L	3-6
4/19	TENNESSEE TECH	L	3-7
4/21	SOUTHERN MISS *	L	1-12
4/22	SOUTHERN MISS *	L	0-3
4/23	SOUTHERN MISS *	W	10-7
4/25	at Samford	L	8-9
4/28	at Louisville *	L	3-8
4/29	at Louisville *	W	15-2
4/30	at Louisville *	W	7-6 (10)
5/2	SAMFORD	W	10-4
5/5	CINCINNATI *	L	8-10
5/6	CINCINNATI *	W	3-2
5/7	CINCINNATI *	W	12-11
5/9	SOUTH ALABAMA	W	5-3
5/10	MISSISSIPPI STATE	L	7-18
5/12	at Saint Louis *	W	9-8
5/13	at Saint Louis *	L	4-5
5/14	at Saint Louis *	W	7-2
5/17	Tulane 2	W	11-4
5/18	Cincinnati 2	L	4-9
5/19	Southern Miss 2	W	10-6
5/20	Cincinnati 2	L	6-15

\* - Conference USA games  
1 - Coca-Cola Classic (Mobile, Ala.)  
2 - Conference USA Tournament (St. Petersburg, Fla.)

### 2001 25-30/6-21 Conference USA

2/13	ALABAMA STATE	W	19-2
2/16	SOUTHERN ILLINOIS	W	11-7
2/17	SOUTHERN ILLINOIS	L	7-8 (15)
2/19	SOUTHERN ILLINOIS	L	1-6
2/20	at Belmont	W	3-2
2/21	at Vanderbilt	L	3-4
2/23	LIPSCOMB	L	0-6
2/24	LIPSCOMB	W	17-5
2/25	LIPSCOMB	W	4-3
3/4	TENNESSEE TECH	W	7-4
3/4	TENNESSEE TECH	W	2-0
3/6	VANDERBILT	W	6-1
3/7	SOUTHERN MISS	W	3-2
3/9	EASTERN ILLINOIS	L	5-10
3/10	EASTERN ILLINOIS	W	3-1
3/10	EASTERN ILLINOIS	W	9-0
3/11	EASTERN ILLINOIS	W	12-5
3/16	SAINT LOUIS *	W	4-3
3/17	SAINT LOUIS *	L	0-3
3/18	SAINT LOUIS *	W	4-3
3/21	at Middle Tennessee	L	0-3
3/23	at USF *	L	4-8
3/24	at USF *	L	1-7
3/25	at USF *	L	1-5
3/27	JACKSONVILLE STATE	W	5-1
3/30	CHARLOTTE *	W	13-6
3/31	CHARLOTTE *	L	4-5
4/1	CHARLOTTE *	L	2-5
4/3	at Mississippi State	W	4-2
4/6	at Houston *	L	0-1 (12)
4/7	at Houston *	L	0-9
4/8	at Houston *	L	3-4 (11)
4/10	at Alabama	W	10-6
4/11	ALABAMA	W	6-5
4/13	at Cincinnati *	L	5-11
4/14	at Cincinnati *	L	3-14
4/15	at Cincinnati *	L	8-9 (11)
4/17	at Jacksonville State	W	17-4
4/20	MEMPHIS *	L	1-2
4/21	MEMPHIS *	W	2-0
4/22	MEMPHIS *	W	4-2
4/25	at Auburn	L	3-15
4/27	at Tulane *	L	6-11
4/28	at Tulane *	L	4-5
4/29	at Tulane *	L	3-4 (10)
5/1	AUBURN	L	2-12
5/2	at Samford	W	4-2
5/4	LOUISVILLE *	W	7-0
5/5	LOUISVILLE *	L	3-5
5/6	LOUISVILLE *	L	0-10
5/8	SAMFORD	W	4-3 (11)
5/9	MISSISSIPPI STATE	L	5-6
5/11	at Southern Miss *	L	1-5
5/12	at Southern Miss *	L	1-12
5/13	at Southern Miss *	L	6-8

\* - Conference USA game

### 2002 16-40/7-23 Conference USA

2/12	JACKSONVILLE STATE	L	1-7
2/15	NICHOLLS STATE	L	3-6
2/16	MISSISSIPPI VALLEY STATE	W	11-3
2/17	KENTUCKY	W	3-1
2/19	at Jacksonville State	L	2-7
2/22	vs. Ohio State 1	L	0-2
2/22	at Mississippi State 1	L	2-4
2/23	vs. Ohio State 1	L	3-4 (10)
3/1	OAKLAND	W	4-3
3/1	OAKLAND	W	18-11
3/2	OAKLAND	W	15-9
3/5	AUBURN	L	1-13
3/9	CONNECTICUT	L	3-4
3/9	CONNECTICUT	L	3-7
3/10	CONNECTICUT	W	11-9
3/12	ALABAMA STATE	W	10-3
3/15	HOUSTON *	L	2-3
3/16	HOUSTON *	L	1-5
3/17	HOUSTON *	W	6-2
3/19	at Auburn	L	2-9
3/22	at Charlotte *	L	3-6
3/23	at Charlotte *	L	2-4
3/24	at Charlotte *	L	1-11
3/26	SAMFORD	L	3-8
3/29	EAST CAROLINA *	L	2-3 (10)
3/30	EAST CAROLINA *	L	3-13
3/31	EAST CAROLINA *	L	3-6
4/2	at Samford	L	2-6
4/5	at Saint Louis *	L	2-16
4/6	at Saint Louis *	W	8-3
4/6	at Saint Louis *	L	1-4
4/10	ALABAMA	L	3-5
4/12	TULANE *	L	7-15
4/13	TULANE *	L	1-16



4/14	TULANE *	W	8-7
4/16	at Alabama State	W	6-3
4/19	at Memphis *	W	9-8 (15)
4/20	at Memphis *	L	10-15
4/21	at Memphis *	W	12-2
4/22	at Mississippi State	L	3-8
4/26	SOUTHERN MISS *	L	4-5
4/27	SOUTHERN MISS *	L	6-7
4/28	SOUTHERN MISS *	W	5-4
5/1	at Alabama	L	1-8
5/3	at TCU *	L	0-8
5/4	at TCU *	L	8-13
5/5	at TCU *	L	3-7
5/7	at Birmingham-Southern	W	5-8
5/8	BIRMINGHAM-SOUTHERN	W	13-6
5/10	at Louisville *	L	3-5
5/11	at Louisville *	L	3-12
5/12	at Louisville *	L	1-7
5/14	MISSISSIPPI STATE	L	1-6
5/16	USF *	L	2-7
5/17	USF *	L	2-16
5/18	USF *	W	4-3 (12)

\* - Conference USA game

1 - National Bank of Commerce Classic (Starkville, Miss.)

### 2003 27-26/12-17 Conference USA

2/11	at Alabama State	W	13-4
2/14	MISSISSIPPI VALLEY STATE	W	9-1
2/15	MISSISSIPPI VALLEY STATE	W	18-5
2/16	MISSISSIPPI VALLEY STATE	W	12-1
2/18	BIRMINGHAM-SOUTHERN	W	7-2
2/22	BALL STATE	W	9-6
2/22	BALL STATE	W	5-2
2/23	BALL STATE	W	8-5
2/25	ALABAMA STATE	W	12-0
2/27	SAMFORD	W	2-1
2/28	EASTERN ILLINOIS	W	10-4
3/1	MARSHALL	W	12-1
3/2	KENTUCKY	W	3-2 (10)
3/4	MISSISSIPPI STATE	L	5-14
3/7	LOUISIANA-MONROE	W	5-0
3/8	LOUISIANA-MONROE	L	13-14
3/9	LOUISIANA-MONROE	W	6-4
3/14	CINCINNATI *	W	5-4
3/15	CINCINNATI *	L	4-6
3/16	CINCINNATI *	W	10-3
3/18	at Jacksonville State	L	4-6
3/21	at USF *	L	3-6
3/22	at USF *	W	6-5
3/26	ALABAMA	L	8-15
3/28	MEMPHIS *	W	4-3 (11)
3/29	MEMPHIS *	W	7-4
3/30	MEMPHIS *	W	2-1
4/1	at Mississippi State	L	4-13
4/4	at Houston *	L	3-4
4/5	at Houston *	L	1-2
4/6	at Houston *	L	2-3
4/11	TCU *	L	0-1
4/12	TCU *	L	0-7
4/13	TCU *	L	2-10
4/15	at Auburn	L	2-4
4/18	at Tulane *	L	8-11
4/19	at Tulane *	L	6-9
4/20	at Tulane *	L	5-6
4/23	at Alabama	L	1-12
4/25	at Southern Miss *	L	3-6
4/26	at Southern Miss *	L	3-6
4/27	at Southern Miss *	L	1-2
4/29	at Birmingham-Southern	L	4-6
5/2	CHARLOTTE *	W	8-3
5/3	CHARLOTTE *	L	1-10
5/3	CHARLOTTE *	W	6-5
5/9	at East Carolina *	L	8-11
5/10	at East Carolina *	W	12-8
5/11	at East Carolina *	L	9-12
5/13	at Samford	L	4-7
5/15	SAINT LOUIS *	W	8-0
5/16	SAINT LOUIS *	W	12-4
5/17	SAINT LOUIS *	W	12-4

\* - Conference USA game

### 2004 30-29/13-16 Conference USA

2/17	at Alabama State	W	8-0
2/20	MURRAY STATE	W	15-8
2/21	MURRAY STATE	W	10-5
2/22	MURRAY STATE	W	6-5 (12)
2/24	BIRMINGHAM-SOUTHERN	W	3-2 (13)
2/27	MARSHALL	W	7-1
2/28	MARSHALL	W	4-3
2/29	MARSHALL	L	5-13
3/3	at Alabama	L	3-5

3/5	TOLEDO	W	11-6
3/6	TOLEDO	W	3-2
3/7	TOLEDO	W	4-0
3/9	SAMFORD	L	5-13 (10)
3/12	PURDUE	L	6-7
3/13	PURDUE	L	2-4
3/14	PURDUE	W	13-4
3/16	JACKSONVILLE STATE	W	8-6
3/19	LOUISVILLE *	W	16-4
3/20	LOUISVILLE *	L	5-7 (10)
3/21	LOUISVILLE *	L	2-3
3/23	AUBURN	L	6-13
3/27	at Saint Louis *	L	6-8
3/27	at Saint Louis *	W	6-5
3/30	at Mississippi State	L	5-6
4/2	HOUSTON *	L	3-9
4/3	HOUSTON *	L	0-8
4/4	HOUSTON *	L	2-5
4/6	at Auburn	L	2-5
4/9	at Memphis *	L	0-9
4/10	at Memphis *	L	3-5
4/11	at Memphis *	L	3-7
4/14	ALABAMA %	L	4-5
4/16	TULANE *	L	13-17
4/17	TULANE *	W	11-3
4/18	TULANE *	W	6-5
4/20	ALABAMA STATE	W	13-3
4/23	at Charlotte *	W	7-5
4/24	at Charlotte *	W	16-1
4/25	at Charlotte *	W	9-8
4/27	MISSISSIPPI STATE	L	2-12
5/1	SOUTHERN MISS *	W	14-5
5/1	SOUTHERN MISS *	L	6-7
5/2	SOUTHERN MISS *	L	2-6
5/4	at Birmingham-Southern	W	8-6
5/7	at TCU *	L	4-5
5/8	at TCU *	W	20-10
5/9	at TCU *	W	10-2
5/11	at Jacksonville State	L	2-3
5/14	USF *	L	5-23
5/15	USF *	W	8-5
5/16	USF *	L	3-8
5/18	at Samford	W	16-4
5/20	at Cincinnati *	W	14-3
5/21	at Cincinnati *	W	12-6
5/22	at Cincinnati *	L	4-7
5/26	vs. Tulane 3	W	10-4
5/27	vs. Memphis 3	W	7-6
5/29	vs. Southern Miss 3	L	10-16
5/29	vs. Southern Miss 3	L	7-9

\* - Conference USA game

% - at Hoover Met

3 - Conference USA Tournament (Houston, Texas)

### 2005 31-27/14-16 Conference USA

2/18	CENTRAL MICHIGAN	W	7-2
2/19	CENTRAL MICHIGAN	W	6-5
2/19	CENTRAL MICHIGAN	W	7-2
2/24	ALABAMA	W	7-1
2/25	BALL STATE	L	6-7
2/26	BALL STATE	L	5-7
2/26	BALL STATE	L	10-11
3/1	FLORIDA A&M	W	6-5 (11)
3/2	FLORIDA A&M	W	8-3
3/4	at #2 LSU	L	6-12
3/5	at #2 LSU	L	3-7
3/6	at #2 LSU	W	4-3
3/8	TROY	W	5-3
3/11	TENNESSEE TECH	W	11-10
3/12	TENNESSEE TECH	W	15-5
3/13	TENNESSEE TECH	W	10-5
3/15	BUTLER	W	12-7
3/18	SAINT LOUIS *	W	12-2
3/19	SAINT LOUIS *	W	3-2
3/20	SAINT LOUIS *	W	2-1
3/23	at Birmingham-Southern	W	6-3
3/25	at Houston *	L	6-9
3/26	at Houston *	W	7-4 (10)
3/27	at Houston *	L	1-8
3/30	SAMFORD	W	14-4
4/1	at #3 Tulane *	L	3-11
4/2	at #3 Tulane *	L	3-4
4/3	at #3 Tulane *	L	5-13
4/6	at Georgia State	W	3-0
4/8	MEMPHIS *	W	6-3
4/9	MEMPHIS *	W	6-3
4/10	MEMPHIS *	W	17-12
4/12	BIRMINGHAM-SOUTHERN	L	0-12
4/15	at USF *	W	6-1
4/16	at USF *	L	9-11
4/17	at USF *	L	2-11
4/20	at Samford	L	7-10
4/22	CINCINNATI *	W	5-2
4/23	CINCINNATI *	W	4-3
4/24	CINCINNATI *	L	0-1

4/27	at Troy	W	10-8
4/29	CHARLOTTE *	L	7-9
4/30	CHARLOTTE *	W	7-2
5/1	CHARLOTTE *	W	5-2
5/4	at #12 Alabama	L	4-5
5/6	at Southern Miss *	L	3-4
5/7	at Southern Miss *	W	8-6
5/8	at Southern Miss *	L	7-8
5/10	at Jacksonville State	W	8-3
5/11	JACKSONVILLE STATE	L	1-5
5/13	EAST CAROLINA *	L	5-18
5/14	EAST CAROLINA *	L	6-8
5/15	EAST CAROLINA *	L	5-6
5/19	at Louisville *	L	4-5
5/20	at Louisville *	W	5-4
5/21	at Louisville *	L	2-5
5/25	vs. #1 Tulane %	L	6-8
5/26	vs. Houston %	L	5-7

\* - Conference USA game

% - Conference USA Tournament (Hattiesburg, Miss.)

### 2006 19-38/6-18 Conference USA

2/17	BALL STATE	W	10-4
2/18	BALL STATE	L	10-11 (13)
2/19	BALL STATE	W	3-0
2/24	vs. Michigan %	W	5-4
2/25	vs. South Alabama %	W	3-2
2/26	vs. Troy %	L	7-8
3/1	at Samford	W	10-5
3/3	MERCER	L	0-3 (10)
3/4	MERCER	W	5-2
3/5	MERCER	W	8-1
3/7	BIRMINGHAM-SOUTHERN	W	3-2 (13)
3/8	GEORGIA STATE	W	9-8
3/10	RIDER	W	13-1
3/11	RIDER	W	12-6
3/12	RIDER	W	11-7
3/14	#6 MISSISSIPPI STATE	L	4-20
3/17	NORTH CAROLINA A&T	L	2-6
3/18	NORTH CAROLINA A&T	L	5-6
3/18	NORTH CAROLINA A&T	W	12-1
3/21	at #1 Mississippi State	L	3-10
3/24	#22 SOUTHERN MISS *	L	2-8
3/25	#22 SOUTHERN MISS *	L	4-7
3/26	#22 SOUTHERN MISS *	L	1-12
3/28	at Jacksonville State	L	1-5
3/29	at Kennesaw State	L	6-8
3/31	at Louisiana Tech	L	1-3
4/1	at Louisiana Tech	L	8-11
4/2	at Louisiana Tech	L	2-6
4/5	at #10 Alabama	L	3-4
4/7	at #3 Rice	L	1-2
4/8	at #3 Rice	L	7-8
4/9	at #3 Rice	L	3-7
4/11	JACKSONVILLE STATE	L	4-5
4/14	MARSHALL *	L	8-22
4/15	MARSHALL *	L	2-9
4/16	MARSHALL *	L	3-10
4/18	at Troy	L	4-5
4/21	at UCF *	L	0-9
4/22	at UCF *	W	9-7
4/23	at UCF *	W	16-4
4/26	#6 ALABAMA ^	L	8-14
4/28	#13 HOUSTON	L	2-7
4/29	#13 HOUSTON	W	7-4
4/29	#13 HOUSTON	L	4-9
5/2	at Birmingham-Southern	L	4-5
5/5	at Memphis *	L	4-9
5/6	at Memphis *	W	6-2
5/6	at Memphis *	W	9-4
5/12	at East Carolina *	L	7-11
5/13	at East Carolina *	L	1-13
5/14	at East Carolina *	L	2-12
5/18	#15 TULANE	L	6-8
5/19	#15 TULANE	L	8-17
5/20	#15 TULANE	W	20-11
5/24	vs. #1 Rice #	L	3-9
5/25	vs. Memphis #	L	2-13

% - Wiregrass Classic (Dothan, Ala.)

\* - Conference USA game

^ - at the Hoover Met (Hoover, Ala.)

# - Conference USA Tournament (Houston, Texas)

# UAB BASEBALL

## YEAR-BY-YEAR RESULTS

### BRIAN SHOOP

2007-Present  
283-292 (.442)  
10 Seasons



#### 2007

##### 25-33/12-12 Conference USA

2/16	CENTRAL MICHIGAN	W	5-4 (11)
2/17	CENTRAL MICHIGAN	L	4-5
2/18	CENTRAL MICHIGAN	L	3-5
2/20	at Alabama A&M	W	15-2 (7)
2/23	at #14 Arizona State	L	3-11
2/24	at #14 Arizona State	L	2-13
2/25	at #14 Arizona State	L	5-12
2/28	at #16 Alabama	L	0-16
3/2	CENTRAL ARKANSAS	W	8-0
3/3	CENTRAL ARKANSAS	W	8-0
3/4	CENTRAL ARKANSAS	L	2-6
3/6	at Mississippi State	L	10-12
3/9	FURMAN	W	3-2
3/10	FURMAN	W	5-4 (10)
3/11	FURMAN	W	6-2
3/13	PURDUE	W	15-8
3/14	PURDUE	L	4-14
3/16	at Kennesaw State	W	10-3
3/17	at Kennesaw State	L	3-4
3/18	at Kennesaw State	L	4-7
3/20	TROY	W	7-6
3/21	ALABAMA A&M	W	22-4
3/23	UNC ASHEVILLE	L	1-5
3/24	UNC ASHEVILLE	W	11-3
3/25	UNC ASHEVILLE	L	5-6
3/27	SAMFORD	L	11-12
3/28	at Samford	L	4-5
3/30	UCF *	W	15-5
3/31	UCF *	W	2-1
3/31	UCF *	W	9-7
4/4	ALABAMA ^	L	1-2
4/6	at Houston *	W	10-5
4/7	at Houston *	L	4-10
4/8	at Houston *	L	3-10
4/13	MEMPHIS *	L	6-7
4/14	MEMPHIS *	L	7-8
4/15	MEMPHIS *	L	4-9
4/17	at Jacksonville State	L	5-14
4/18	JACKSONVILLE STATE	W	15-5
4/20	at Southern Miss *	W	6-1
4/21	at Southern Miss *	L	4-6
4/22	at Southern Miss *	L	4-8
4/23	KENNESAW STATE	L	4-6
4/27	#3 RICE *	L	2-8
4/28	#3 RICE *	L	1-7
4/29	#3 RICE *	L	3-6
5/4	at Tulane *	W	11-8 (11)
5/5	at Tulane *	W	4-2 (7)
5/6	at Tulane *	L	1-2 (7)
5/8	at Troy	L	15-20
5/11	at Marshall *	W	10-4
5/12	at Marshall *	W	14-5
5/13	at Marshall *	W	12-1 (8)
5/17	#29 EAST CAROLINA *	W	11-2
5/18	#29 EAST CAROLINA *	W	3-2
5/19	#29 EAST CAROLINA *	L	2-10
5/23	vs. Southern Miss #	L	5-9
5/24	vs. Tulane #	L	5-13

\* - Conference USA game

^ - at Regions Park (Hoover, Ala.)

# - Conference USA Tournament (Greenville, N.C.)

#### 2008

##### 26-34/7-17 Conference USA

2/22	BALL STATE	W	8-7
2/23	BALL STATE	W	11-10
2/23	BALL STATE	L	2-3
2/24	BALL STATE	L	8-15
2/26	at Mississippi State	L	2-9
2/29	BROWN	W	4-1
3/1	BROWN	L	3-7
3/1	BROWN	W	9-6
3/2	BROWN	L	5-8
3/4	at Jacksonville State	L	5-6
3/8	at Hawaii-Hilo	L	2-3 (8)
3/8	at Hawaii-Hilo	W	8-5
3/9	at Hawaii-Hilo	W	11-3
3/11	at Hawaii	L	3-4
3/12	at Hawaii	L	1-3
3/18	MISSISSIPPI STATE	L	10-24
3/21	at Memphis *	L	5-10
3/22	at Memphis *	L	2-5
3/23	at Memphis *	L	6-7

3/25	TROY	W	10-5
3/26	ALABAMA A&M	W	7-2
3/28	TULANE *	L	7-8
3/29	TULANE *	W	8-7
3/30	TULANE *	L	10-12
4/1	at Alabama	L	4-6
4/2	ALABAMA ^	W	8-5
4/5	PRESBYTERIAN	L	2-7
4/6	PRESBYTERIAN	W	3-2
4/6	PRESBYTERIAN	W	3-1
4/8	at Alabama A&M	W	15-2
4/9	SAMFORD	W	10-6
4/11	at #7 Rice *	L	11-13
4/12	at #7 Rice *	L	4-11
4/13	at #7 Rice *	L	8-12 (10)
4/15	at Kennesaw State	L	2-3
4/16	KENNESAW STATE	W	11-4
4/18	#19 HOUSTON *	W	10-9
4/19	#19 HOUSTON *	W	9-4
4/20	#19 HOUSTON *	L	4-10
4/23	at Samford	W	16-8
4/25	MARSHALL *	W	15-3
4/26	MARSHALL *	L	9-10
4/27	MARSHALL *	L	6-10
5/2	at #30 East Carolina *	L	6-13
5/3	at #30 East Carolina *	L	1-17
5/3	at #30 East Carolina *	L	7-8
5/6	at Jacksonville State	L	9-11
5/7	JACKSONVILLE STATE	W	17-3
5/7	JACKSONVILLE STATE	L	8-17
5/9	at UCF *	L	12-13 (10)
5/10	at UCF *	L	1-6
5/11	at UCF *	W	14-3
5/13	at Troy	W	13-2
5/16	#27 SOUTHERN MISS *	W	6-0
5/16	#27 SOUTHERN MISS *	L	5-8
5/17	#27 SOUTHERN MISS *	W	12-2
5/21	vs. #5 Rice #	W	5-4
5/23	vs. Houston #	W	5-4
5/24	vs. Houston #	L	5-10
5/24	vs. Houston #	L	1-3

\* - Conference USA game

^ - at Regions Park (Hoover, Ala.)

# - Conference USA Tournament (New Orleans, La.)

#### 2009

##### 31-26/11-12 Conference USA

2/20	RADFORD	W	8-7
2/21	RADFORD	W	11-5
2/22	RADFORD	L	3-4
2/24	at Jacksonville State	W	10-4
2/28	PRESBYTERIAN	L	3-5
2/28	PRESBYTERIAN	L	3-16
3/3	JACKSONVILLE STATE	L	6-7
3/6	vs. #5 UC Irvine ^	L	5-13
3/7	vs. South Alabama ^	W	13-8
3/8	at #6 Baylor ^	L	8-11
3/10	TENNESSEE-MARTIN	W	13-5
3/11	TENNESSEE-MARTIN	W	13-2
3/13	vs. Harvard &	W	16-4
3/14	vs. Harvard &	W	13-0
3/14	vs. Harvard &	W	13-7
3/15	HARVARD %	W	11-3
3/18	at #25 Mississippi State	L	4-8
3/20	at Houston *	L	1-5
3/21	at Houston *	L	5-6
3/22	at Houston *	W	10-2
3/24	at #24 Alabama	L	7-10
3/25	#24 ALABAMA !	L	6-10
3/27	SAVANNAH STATE	W	11-5
3/28	SAVANNAH STATE	W	20-2
3/29	SAVANNAH STATE	W	8-3
3/31	SAMFORD	W	17-7
4/1	at Samford	W	9-2
4/3	#16 EAST CAROLINA *	L	3-6
4/4	#16 EAST CAROLINA *	L	9-15
4/4	#16 EAST CAROLINA *	L	9-10
4/7	MISSISSIPPI STATE !	L	0-10
4/10	at Marshall *	W	6-4
4/11	at Marshall *	L	4-6
4/12	at Marshall *	W	13-6
4/14	ALABAMA A&M	W	12-3 (7)
4/14	ALABAMA A&M	W	11-1 (7)
4/17	at Southern Miss *	L	4-7
4/18	at Southern Miss *	W	11-5
4/18	at Southern Miss *	W	4-1
4/21	at Troy	L	3-11
4/22	TROY	W	15-8
4/24	UCF *	L	9-29
4/25	UCF *	W	12-8
4/26	UCF *	L	6-12
5/1	MEMPHIS *	W	9-8
5/2	MEMPHIS *	W	9-7
5/5	at Jacksonville State	L	2-8
5/6	JACKSONVILLE STATE	W	8-5

5/8	at Tulane *	W	8-7
5/9	at Tulane *	L	8-9
5/10	at Tulane *	L	1-3
5/14	#4 RICE *	W	7-5
5/15	#4 RICE *	L	6-10
5/16	#4 RICE *	W	15-12
5/20	vs. Houston #	W	8-3
5/21	vs. #9 Rice #	L	1-8
5/22	vs. Houston #	L	1-4

\* - Conference USA game

^ - QTI Baylor Classic (Waco, Texas)

& - Games moved to Pensacola Junior College due to weather

% - Game moved to Vestavia Hills High School due to weather

! - Games played at Regions Park (Hoover, Ala.)

# - Conference USA Tournament (Hattiesburg, Miss.)

#### 2010

##### 28-25/11-13 Conference USA

2/23	at Mississippi State	L	5-6
2/26	BALL STATE	L	5-9
2/27	BALL STATE	W	6-0
2/27	BALL STATE	W	10-9 (12)
2/28	BALL STATE	W	6-5
3/3	KENNESAW STATE	W	10-2
3/5	EASTERN ILLINOIS	W	9-2
3/6	EASTERN ILLINOIS	L	6-12
3/7	EASTERN ILLINOIS	W	4-3
3/9	ALABAMA A&M	W	12-1
3/11	at San Diego State ^	L	7-8
3/12	at San Diego ^	L	2-5
3/13	vs. San Francisco ^	L	8-14
3/14	vs. #26 Cal State Fullerton ^	L	2-12
3/19	WESTERN ILLINOIS	W	10-3
3/20	WESTERN ILLINOIS	W	8-7
3/20	WESTERN ILLINOIS	W	12-8
3/23	at Kennesaw State	W	4-1
3/26	SOUTHERN MISS *	W	4-2
3/27	SOUTHERN MISS *	W	13-8
3/27	SOUTHERN MISS *	L	3-14 (7)
3/30	ALABAMA STATE	W	16-6
3/31	ALABAMA !	W	6-4
4/2	at UCF *	L	7-16
4/3	at UCF *	W	7-2
4/3	at UCF *	W	6-1
4/6	at #19 Alabama	W	6-4
4/9	MARSHALL *	L	3-7
4/10	MARSHALL *	W	12-4
4/11	MARSHALL *	L	4-14 (7)
4/13	at Troy	W	11-5
4/14	TROY	L	4-8
4/16	at #26 East Carolina *	L	3-6
4/17	at #26 East Carolina *	L	7-12
4/18	at #26 East Carolina *	L	5-6 (12)
4/20	SAMFORD	L	1-8
4/21	at Samford	L	10-11
4/27	at Jacksonville State	W	7-5
4/28	JACKSONVILLE STATE	L	5-7
4/30	HOUSTON *	W	11-6
5/1	HOUSTON *	L	11-16
5/1	HOUSTON *	L	4-7
5/7	at Memphis *	L	2-9
5/8	at Memphis *	W	8-3
5/9	at Memphis *	W	11-9
5/11	JACKSONVILLE STATE	L	6-7
5/12	at Jacksonville State	W	9-7
5/14	TULANE *	W	8-4
5/15	TULANE *	L	8-11
5/16	TULANE *	W	10-6
5/20	at #21 Rice *	L	2-5
5/21	at #21 Rice *	L	2-9
5/22	at #21 Rice *	W	8-5

\* - Conference USA game

^ - San Diego State Invitational (San Diego, Calif.)

! - Game played at Regions Park (Hoover, Ala.)

#### 2011

##### 29-28/9-15 Conference USA

2/18	vs. #13 Virginia !	L	2-4
2/19	vs. Arkansas State !	W	5-3
2/20	at #23 Auburn !	L	0-6
2/22	at Kennesaw State	L	1-3
2/25	XAVIER	W	4-2
2/26	XAVIER	W	11-2
2/27	XAVIER	W	7-6
3/1	JACKSONVILLE STATE	W	6-1
3/4	CLEVELAND STATE	W	10-5
3/4	CLEVELAND STATE	W	13-0
3/6	CLEVELAND STATE	W	6-5
3/12	vs. Notre Dame ~	L	0-3
3/12	vs. Kent State ~	L	1-7
3/13	at #24 Coastal Carolina ~	L	3-5
3/15	at Samford	L	4-5





3/16	SAMFORD	L	2-9
3/18	TENNESSEE-MARTIN	W	4-2
3/19	TENNESSEE-MARTIN	W	2-1 (12)
3/20	TENNESSEE-MARTIN	W	8-6
3/22	at Alabama	L	3-6
3/25	at Marshall *	W	3-2
3/26	at Marshall *	L	2-3
3/27	at Marshall *	W	2-1 (14)
3/29	#21 ALABAMA %	W	5-1
4/1	EAST CAROLINA *	W	4-1
4/2	EAST CAROLINA *	W	5-3
4/3	EAST CAROLINA *	L	5-8
4/5	at Jacksonville State	L	10-13
4/8	at Houston *	W	10-1
4/9	at Houston *	W	6-1
4/10	at Houston *	L	7-8
4/12	KENNESAW STATE	W	5-2
4/13	MISSISSIPPI STATE	W	6-4
4/16	MEMPHIS *	L	4-6 (13)
4/16	MEMPHIS *	L	3-4 (10)
4/17	MEMPHIS *	L	1-6
4/19	at Troy	W	8-1
4/22	#19 RICE *	L	5-9
4/23	#19 RICE *	W	7-2
4/23	#19 RICE *	W	8-7
4/26	#22 TROY	W	4-3
4/29	at Tulane *	L	3-6
4/30	at Tulane *	L	1-2
5/1	at Tulane *	W	7-1
5/6	at #12 Southern Miss *	L	2-4
5/7	at #12 Southern Miss *	L	4-13
5/8	at #12 Southern Miss *	L	5-8
5/10	at Jacksonville State	W	14-12
5/11	JACKSONVILLE STATE	W	4-2
5/13	UCF *	L	3-5
5/14	UCF *	L	0-9 (10)
5/15	UCF *	L	6-18
5/20	at Utah	L	2-3
5/21	at Utah	W	6-4
5/25	vs. #15 Rice #	W	9-8
5/26	vs. UCF #	L	4-6
5/27	vs. Memphis #	L	4-5

\* - Conference USA game  
! - Auburn Tournament (Auburn, Ala.)  
~ - Caravelle Resort Classic (Conway, S.C.)  
% - Played at Regions Park (Hoover, Ala.)  
# - Conference USA Tournament (Pearl, Miss.)

2012 32-30/9-15 Conference USA			
2/17	at #16 Clemson	W	2-1
2/18	at #16 Clemson	L	1-6
2/18	at #16 Clemson	L	4-7
2/21	at Alabama State	W	3-2
2/24	BALL STATE	W	4-3
2/25	BALL STATE	W	1-0
2/26	BALL STATE	W	7-4
2/28	at Jacksonville State	W	14-8
2/29	JACKSONVILLE STATE	W	5-4
3/2	UTAH	L	0-11
3/3	UTAH	W	2-1
3/4	UTAH	W	7-1
3/6	at Troy	W	9-7
3/7	ALABAMA STATE	W	12-3
3/9	PENN STATE	W	9-3
3/10	PENN STATE	W	3-2
3/11	PENN STATE	L	4-5
3/13	at Kennesaw State	L	3-7
3/16	vs. Connecticut !	W	15-4
3/17	vs. Michigan !	L	1-3
3/18	at Coastal Carolina!	L	0-7
3/21	at Jacksonville State	L	3-4
3/23	MARSHALL *	L	4-7
3/24	MARSHALL *	W	5-1
3/25	MARSHALL *	W	5-1
3/27	vs. Alabama %	W	1-0
3/30	at #30 East Carolina *	L	6-11
3/31	at #30 East Carolina *	L	2-12
4/1	at #30 East Carolina *	L	5-6
4/3	TROY	W	4-3
4/6	at #14 UCF *	W	11-4
4/7	at #14 UCF *	L	3-7
4/8	at #14 UCF *	L	7-8
4/10	at Alabama	W	9-1
4/13	TULANE *	L	6-13
4/14	TULANE *	W	4-3
4/15	TULANE *	L	3-9
4/18	at Samford	L	0-11
4/20	GARDNER-WEBB	W	10-5
4/21	GARDNER-WEBB	W	5-1
4/22	GARDNER-WEBB	L	1-5
4/24	KENNESAW STATE	L	3-8
4/25	SAMFORD	L	2-9
4/27	HOUSTON *	W	11-9
4/28	HOUSTON *	W	12-8

4/29	HOUSTON *	W	1-0
5/4	at Memphis *	L	1-8
5/5	at Memphis *	L	2-6
5/6	at Memphis *	L	6-8
5/9	JACKSONVILLE STATE	W	4-1
5/11	at #5 Rice *	L	2-12
5/12	at #5 Rice *	L	6-8
5/13	at #5 Rice *	W	6-5
5/17	SOUTHERN MISS *	W	2-1
5/18	SOUTHERN MISS *	L	5-11
5/19	SOUTHERN MISS *	L	5-8
5/24	vs. #16 UCF #	W	15-1
5/25	vs. Tulane #	W	6-3
5/26	vs. East Carolina #	L	3-10
5/27	vs. Memphis #	W	5-0
6/1	at #3 Florida State ^	L	1-2
6/2	vs. #14 Mississippi State ^	L	1-8

\* - Conference USA game  
! - C.C. Classic  
% - Played at Regions Park (Hoover, Ala.)  
# - Conference USA Tournament (Pearl, Miss.)  
^ - NCAA Tallahassee Regional (Tallahassee, Fla.)

2013 23-26/7-17 Conference USA			
2/15	SOUTHERN ILLINOIS	L	4-5
2/16	SOUTHERN ILLINOIS	W	1-0
2/17	SOUTHERN ILLINOIS	W	3-1
2/19	at Jacksonville State	L	0-7
2/20	JACKSONVILLE STATE	L	4-7
2/22	XAVIER	W	4-3
2/23	XAVIER	W	4-2
2/24	XAVIER	L	4-12
3/1	at Georgia	L	2-14
3/2	at Georgia	L	2-6
3/3	at Georgia	L	2-13
3/5	SAINT JOSEPH'S	W	11-3
3/6	SAINT JOSEPH'S	W	2-1
3/8	at Arkansas State	L	1-2 (11)
3/9	at Arkansas State	L	1-8
3/10	at Arkansas State	W	4-2
3/12	at Troy	W	9-3
3/15	vs. Valparaiso \$	W	1-0
3/16	vs. #24 Indiana \$	L	3-12
3/17	vs. Dartmouth \$	L	0-4
3/22	UCF *	L	0-8
3/23	UCF *	L	1-6
3/24	UCF *	L	10-12 (10)
3/26	ALABAMA #	W	1-0
3/29	at Marshall *	W	10-6
3/30	at Marshall *	L	1-3
3/31	at Marshall *	W	12-4
4/3	JACKSONVILLE STATE	W	8-2
4/5	SAVANNAH STATE	W	12-3
4/6	SAVANNAH STATE	L	1-5
4/7	SAVANNAH STATE	W	7-1
4/9	at Samford	L	4-11
4/10	at Jacksonville State	L	2-8
4/12	MEMPHIS *	L	3-6
4/13	MEMPHIS *	L	1-7
4/14	MEMPHIS *	W	9-8
4/16	at Alabama	L	5-7
4/19	EAST CAROLINA *	L	4-5
4/20	EAST CAROLINA *	L	1-4
4/21	EAST CAROLINA *	L	5-9
4/23	at Alabama State	L	1-7
4/24	ALABAMA STATE	W	7-0
4/26	at Southern Miss *	L	3-13
4/27	at Southern Miss *	L	6-21 (7)
4/28	at Southern Miss *	L	4-5
4/30	SAMFORD	L	3-4
5/3	#18 RICE *	W	10-9
5/4	#18 RICE *	L	4-5
5/5	#18 RICE *	L	3-7
5/10	at Houston *	W	8-7
5/11	at Houston *	L	2-11
5/12	at Houston *	L	4-9
5/14	TROY	W	6-4
5/16	at Tulane *	L	3-15
5/17	at Tulane *	W	4-2
5/18	at Tulane *	W	6-3
5/22	at Rice ^	L	1-3
5/23	vs. Memphis ^	L	5-6
5/24	vs. UCF ^	W	5-1

\* - Conference USA game  
\$ - RussMatt Central Florida Invitational  
# - Hoover Met (Hoover, Ala.)  
^ - Conference USA Tournament (Houston, Texas)

2014 35-21/20-10 Conference USA			
2/14	UT-MARTIN	W	5-0
2/15	UT-MARTIN	W	3-2
2/16	UT-MARTIN	W	5-3

2/18	at Alabama A&M	W	10-3
2/19	ALABAMA A&M	W	9-6
2/21	YOUNGSTOWN STATE	W	4-2
2/22	YOUNGSTOWN STATE	W	4-0
2/23	YOUNGSTOWN STATE	W	7-3
2/26	at Samford	L	5-13
2/28	ARKANSAS STATE	W	5-0
3/1	ARKANSAS STATE	W	3-1
3/2	ARKANSAS STATE	L	3-5
3/4	at Alabama State	W	13-1
3/7	MIDDLE TENNESSEE *	L	3-4
3/8	MIDDLE TENNESSEE *	W	6-4
3/9	MIDDLE TENNESSEE *	W	2-0
3/11	JACKSONVILLE STATE	L	5-9 (10)
3/12	at Jacksonville State	W	14-9
3/14	at Old Dominion *	W	4-2
3/15	at Old Dominion *	W	8-6
3/16	at Old Dominion *	L	1-4
3/20	at Hawaii	L	4-5
3/21	at Hawaii	W	5-0
3/22	at Hawaii	L	2-3 (11)
3/23	at Hawaii	L	2-4
3/28	#29 FIU * ^	W	1-0
3/29	#29 FIU * ^	W	1-0
3/30	#29 FIU * ^	L	0-2
4/1	TROY	L	2-7
4/4	at Louisiana Tech *	W	8-1
4/5	at Louisiana Tech *	W	4-2
4/5	at Louisiana Tech *	W	7-4
4/9	at #9 Alabama	W	2-1
4/11	SOUTHERN MISS * ^	L	2-3
4/12	SOUTHERN MISS * ^	W	6-5
4/13	SOUTHERN MISS * ^	L	7-8 (10)
4/16	#8 ALABAMA	L	2-5
4/18	at #14 Rice *	L	0-2
4/19	at #14 Rice *	L	3-5 (11)
4/20	at #14 Rice *	L	3-5
4/25	MARSHALL *	W	10-2
4/26	MARSHALL *	W	3-2 (10)
4/27	MARSHALL * ^	W	5-2
5/2	at Charlotte *	W	6-2
5/3	at Charlotte *	W	12-2
5/4	at Charlotte *	W	3-1
5/7	SAMFORD	W	4-3 (13)
5/9	TULANE * ^	W	1-0
5/10	TULANE * ^	W	7-2
5/11	TULANE * ^	W	2-0
5/13	at Auburn	L	5-6
5/16	at Florida Atlantic *	L	1-3
5/16	at Florida Atlantic *	L	9-10 (10)
5/17	at Florida Atlantic *	W	8-6
5/21	vs. UTSA #	L	1-4
5/22	vs. Southern Miss #	L	3-4

\* - Conference USA game  
^ - at Young Memorial Field  
# - Conference USA Tournament (Hattiesburg, Miss.)

2015 33-25/15-15 Conference USA			
2/13	WESTERN MICHIGAN	W	4-1
2/14	WESTERN MICHIGAN	W	7-2
2/14	WESTERN MICHIGAN	W	2-1
2/20	SAVANNAH STATE	W	2-1
2/21	SAVANNAH STATE ^	W	20-0 (7)
2/22	SAVANNAH STATE ^	W	7-6
2/24	ALABAMA A&M	L	3-6
2/28	OHIO STATE	W	3-2
2/28	OHIO STATE	W	8-1
3/1	OHIO STATE	L	3-4
3/6	at Kennesaw State	L	4-8
3/7	at Kennesaw State	L	3-6
3/8	at Kennesaw State	W	8-5
3/10	at Troy	W	7-1
3/14	at Middle Tennessee *	L	0-8
3/15	at Middle Tennessee *	L	0-3 (7)
3/15	at Middle Tennessee *	L	2-3 (7)
3/17	AUBURN	L	4-6
3/20	MARSHALL *	W	5-2
3/21	MARSHALL *	L	6-7 (11)
3/21	MARSHALL *	W	2-1
3/24	at Ole Miss	W	6-1 (7)
3/24	at Ole Miss	W	3-1 (7)
3/27	at Western Kentucky *	W	2-1
3/28	at Western Kentucky *	W	6-5
3/29	at Western Kentucky *	W	7-1
3/31	ALABAMA	L	2-7
4/2	at Southern Miss *	W	7-2
4/3	at Southern Miss *	L	0-3
4/4	at Southern Miss *	L	2-3
4/8	JACKSONVILLE STATE ^	W	7-6
4/10	#12 RICE * ^	W	4-0
4/11	#12 RICE * ^	W	14-4
4/12	#12 RICE * ^	L	5-13
4/14	at Alabama	L	1-5
4/17	at Louisiana Tech *	W	18-9
4/18	at Louisiana Tech *	L	2-7



# UAB BASEBALL

## YEAR-BY-YEAR RESULTS

4/19	at Louisiana Tech *	W	4-2
4/24	CHARLOTTE *^	L	0-6
4/25	CHARLOTTE *^	L	4-5
4/26	CHARLOTTE *^	L	1-3 (12)
4/29	at Samford	L	2-4
5/1	#14 FLORIDA ATLANTIC *^	W	6-0
5/2	#14 FLORIDA ATLANTIC *^	L	4-18
5/3	#14 FLORIDA ATLANTIC *^	L	2-5
5/5	ALABAMA STATE	W	11-6
5/6	at Alabama State	W	6-4
5/8	at Florida International *	W	8-1
5/9	at Florida International *	W	5-3
5/10	at Florida International *	L	1-7
5/12	at Jacksonville State	L	7-8 (10)
5/14	OLD DOMINION *^	W	7-4
5/15	OLD DOMINION *^	W	6-3
5/16	OLD DOMINION *^	L	0-11 (7)
5/20	at Southern Miss #	W	4-0
5/22	vs. #19 Florida Atlantic #	W	2-1
5/23	vs. #19 Florida Atlantic #	W	10-0 (8)
5/24	vs. FIU #	L	2-8

\* - Conference USA game

^ - at Young Memorial Field

# - Conference USA Tournament (Hattiesburg, Miss.)

### 2016 21-34/12-18 Conference USA


2/19	ARKANSAS STATE	L	5-14
2/20	ARKANSAS STATE	W	5-0
	ARKANSAS STATE	L	2-5
2/24	at Troy	L	1-2
2/26	OHIO	W	15-6
2/27	OHIO	W	7-2
2/28	OHIO	L	1-2
3/01	at Samford	L	2-13 (7)
3/02	TROY	W	7-0
3/04	KENNESAW STATE	L	6-10
3/05	KENNESAW STATE	W	4-3
3/06	KENNESAW STATE	W	2-1 (11)
3/11	at Creighton	L	1-2
3/12	at Creighton	L	1-3
3/13	at Creighton	L	3-4
3/15	OLE MISS	L	1-8
3/16	OLE MISS	L	1-5
3/18	LOUISIANA TECH *	W	7-0
3/19	LOUISIANA TECH *	W	10-8
3/20	LOUISIANA TECH *	L	4-5
3/22	#22 ALABAMA	W	8-0
3/25	at #18 Florida Atlantic *	L	3-5
	at #18 Florida Atlantic *	L	3-7
3/26	at #18 Florida Atlantic *	L	0-5
3/29	ALABAMA A&M	W	12-2
4/02	WESTERN KENTUCKY *^	W	2-0
	WESTERN KENTUCKY *^	L	1-2
4/03	WESTERN KENTUCKY *^	L	5-6 (10)
4/05	at Jacksonville State	L	10-11
4/08	at #25 Rice *	L	3-7
4/09	at #25 Rice *	W	6-2
4/10	at #25 Rice *	L	0-3
4/12	at Alabama	L	6-7
4/15	#18 SOUTHERN MISS *^	W	5-3
4/16	#18 SOUTHERN MISS *^	W	8-7
4/17	#18 SOUTHERN MISS *^	L	0-7 (7)
4/23	MIDDLE TENNESSEE *^	W	10-1
	MIDDLE TENNESSEE *^	W	5-2
4/24	MIDDLE TENNESSEE *^	W	8-0
4/29	at Old Dominion	L	3-6
4/30	at Old Dominion	L	4-7
	at Old Dominion	W	6-4
5/03	at Ohio State	W	6-3
5/04	at Ohio State	L	3-12
5/06	at Marshall	L	1-5
5/07	at Marshall	L	3-4 (11)
5/08	at Marshall	L	5-9
5/10	SAMFORD ^	L	1-3
5/13	FIU *^	L	4-5
5/14	FIU *^	L	0-11
5/15	FIU *^	L	4-11
5/17	at Auburn	L	1-4
5/19	at Charlotte ^	W	2-1
5/21	at Charlotte ^	W	11-8
	at Charlotte ^	L	4-6 (7)

\* - Conference USA game

^ - at Young Memorial Field

Home games played at Rickwood Field (1979-83), Young Memorial Field (1984-2013), or Regions Field (2014-Present) except for select games at the Hoover Met or Young Memorial Field.





John Frost owns the program record with 860 at bats and was a 2013 All-C-USA First Team honoree.

<b>A</b>	
Acklus, Cory	2001
Addison, Grant	2004-07
Aderholt, Clay	1997-98
Alford, Mike	1992-93
Allen, Brian	1999-2000
Allen, Blake	2001
Allen, Jeremy	1999-2000
Allison, Anthony	1979-80
Altobella, Nick	2013-2016
Ammerman, Mark	1995-96
Armstrong, Jacob	2014-2016
Arrowood, Coy	2011-12
Aubin, Allen	2007-09
Austin, Jamal	2009-11

<b>B</b>	
Babin, Derek	1994-95
Baggett, Stephen	2015-2016
Bamberg, Brad	2001-02
Barnes, Keith	2000-01
Barr, Patrick	2010
Bell, Jeff	1995-98
Bell, Phil	2005-08
Belcher, Tyler	1999-2000
Beyer, Scott	1996-2000
Blackwell, Slade	1993-94
<b>Blackwood, Brett</b>	<b>2015 - Present</b>
Bond, J.R.	2004-07
Boroski, Craig	1997-98
Borris, Steve	1989-90
Bourgeois, Travis	1993-94
Bowyer, Barry	1981-83
Boyer, Danny	1980
Brannon, Kevin	2002-03
Brewer, Herbert	1980-81
Brewer, Mickey	1991-92
Brewster, Robert	2006-10
Bridenback, Nick	1999-2000
Brooks, Richy	1984-85
Brophy, E.J.	1989-92
Brown, Jeff	2002-05
Bullard, Ben	2010-14
Burbrink, Jim	1981-82
Burgett, Jon	2000-03
Busby, Michael	2011-12
Bush, Clay	2000-01
Butterworth, Scott	1987-88, 90
Bryant, Tanner	2012-13

<b>C</b>	
Cain, Bryan	1984-85
<b>Calvert, Matthew</b>	<b>2016 - Present</b>
Camara, Don	1993
Campos, Rafael	1984
Carneal, Chris	2000
Caputo, Rob	2001
Carter, Bob	1997
Caraway, Derek	1985-86
Carroll, Brian	1993-95
Carnes, Shayne	1995-98
Chambers, Steve	1985
Chamblee, Dennis	1981, 83-84
Chenot, Glenn	1987-88
Cillo, Cody	2002-03
Clark, Harry	2010-13
Clark, Nick	2001
Clark, Sam	2003-04
Cochran, David	1982-83
Cohen, Steve	1989
Colburn, Dustin	2007-08
Cole, Jay	1993-94
Collins, Bill	1981
Collins, Bob	1981
Collum, Rick	1979-80
Conley, Keith	1980-81
Connell, Drew	2003-04
Cope, Kevin	2006-09
Cortez, Cort	1992-93

Craig, Ray	1987-88
Crawford, Nick	2008-11
Crawford, Shay	2007-10
Crew, Jimbo	2005-07
Crowder, Carey	1984
Crumpton, Bob	1980-81
Croft, Kasey	2006-07
Croft, Torrey	2006
Cullens, Eric	1988-89
Cummings, Dusty	1996

<b>D</b>	
Daniel, Rich	1990
Davis, Brandon	1999
Davis, Chase	2012 - 15
Davis, Holt	2014 - 2016
<b>Davis, Kyle</b>	<b>2016 - Present</b>
<b>Davis, Zack</b>	<b>2016 - Present</b>
Dawson, Millard	2002
Deason, Bubba	1986-87
DeMent, Dan	1999-2000
DePew, Keith	2009-12
De Jesus, Ivan	2011-14
DiChiara, Mike	1986
Dickinson, Tighe	1995-98
Dinga, Kurt	1988
Dobbins, Ross	2001-02
Donohoo, Chris	1997-98
Dorough, John	1988
Drust, Ben	2008-09
Dunnett, Mike	1993, 95

<b>E</b>	
Eanes, Danny	1983-84
Early, Trey	2009-10
Eberly, Rodney	1997-98
Edwards, Tim	1986-87
<b>Eigsti, Luke</b>	<b>2016 - Present</b>
Elfr, Brandon	1998
<b>Eller, Cory</b>	<b>2013 - Present</b>
Elrod, Andy	1995
Emanuel, Wesley	1979
Ethridge, Lloyd	1982-85
Evans, Jay	1987-88
Evans, Tim	1983-84

<b>F</b>	
Falkner, Belgee	1981-83
Falls, Tony	2002
Farrell, Tristan	2009-10
Faust, Kevin	1992-95
Fehr, Kevin	1979-80
Ferlin, Scott	1979
Fesmire, J.B.	2002
Finn, Rick	1981-82
Flaherty, Brandon	2005-08
Floyd, Josh	2016
Ford, Anthony	1994
Foster, Ricky	1988
Fowler, Lanny	1979
Fowler, Todd	1983-84
Fowles, Matt	2004
Fox, Mike	1979-81
Frost, John	2010-13
Furuto, Matthew	2014-15

<b>G</b>	
Gabbart, Chris	1993-94
Gaither, Chris	1988
Gallejo, Rhett	1999
Gann, Doug	1988-91
Ganus, Buddy	1995
Garner, Mark	2000-02
Garris, Bob	1979
Gaulden, Matt	2001-02
George, Chris	2001
German, Jacob	2010-13
Giangrosso, Pete	2001-03
Giattina, John	1986
Gibson, Scott	2001-03
Gilmer, Bill	1979
Goff, Mike	1983-84
Golsan, Bubba	1985-86
Goneke, Drew	2003-04
Graffeo, Nick	2009-10
<b>Graham, Tanner</b>	<b>2016 - Present</b>
Grawey, Joe	1996
Gray, Mark	1993-97
Green, Blake	2003
Greene, Kevin	1990-91
Gregg, Jeff	1990
Gregg, Roger	1991-94
Grice, David	1995-97
Grimes, Kevin	1988
Gum, Griffin	2013-2016
Gutierrez, Jorge	2006

<b>H</b>	
Hall, Brett	2005-07
Hall, Mike	1979-80
Hamby, Tyler	2012-15
Hamilton, Devin	2009-10
Hammond, Chris	1985
Hanback, Keith	1985-86

Hanks, Derek	2006
Hanks, Jim	2000
Hanne, Troy	1989
Hardin, Corey	1995-97
Hardy, Brint	2007-09
Hare, Brian	1989-90
Hargett, Kim	1987-89
Harness, Dan	1997-98
Harrell, Dexter	1990-92
Harrell, Rich	1987-88
Harris, Shaun	1997-2000
Haskew, Jay	1980-81
Hatch, Scott	1986-90
Hatfield, Todd	1985
Hayes, David	2011-12
Head, Jeff	1982-1985
Hecklinski, Al	2001-02
Helms, Cole	2004-05
<b>Henderson, Eric</b>	<b>2016 - Present</b>
Henderson, Heath	1995
Henry, Paul	1982
Herd, Robin	1985
<b>Hicklen, Brewer</b>	<b>2015 - Present</b>
Hicks, Bradley	2009-10
Hill, Daniel	2003-04
Holden, Scottie	2002-03
Holmes, Brandon	2001
Holmes, Philip	1999
House, Chad	2002
Hopper, Keith	1986-87
Hopping, Jeff	1990
Howard, Jerry	1986
Howard, Tim	1995
Huddleston, Blake	2008-11
Hudson, Jeremy	2001
Hudspeth, Butch	1979-80
Huff, B.J.	1996
Huffman, Ryan	2002-05
Hughes, Danny	1998-99
Hughes, Tim	1985
Hunter, Steven	1987
Hurst, Ryan	1997
Hurt, James	1991-92

<b>I</b>	
Ioccozia, James	1980, 82
Isbell, Brandon	2000-01

<b>J</b>	
Jackson, Gary	1985-86
Javinett, Matt	1998-2000
Jeffers, Paul	1991
Jeffrey, Brian	1993-96
<b>Johnson, Blake</b>	<b>2015 - Present</b>
Johnson, Larry	1982-83
Johnson, Stephen	1991
Johnson, Tyler	2012
Jolly, Lee	1997-2001
Jones, Bobby	1983, 85
Jones, Brennan	1991
Jones, Jay	1994-96
Jones, Jeff	1980-81
Jones, Mitch	2000-03
Jones, Paul	2007-08
Jones, Scott	1991-92
Jones, Stephen	1987
<b>Jones, Zakez</b>	<b>2016 - Present</b>
Justin, Will	2003

<b>K</b>	
Keedy, Ryan	2007-08
Kelley, Dalton	2015
Kelley, Sam	2012 - 15
Kelly, Jason	1998
Kemp, Justin	2015-16
Kennedy, Gerald	1991-92
Kent, Wes	2012-13
Kidd, Derrick	1990-93
Kidder, Jake	1995



Brint Hardy led the nation with 46 stolen bases during the 2009 regular season.

# UAB BASEBALL

## ALL-TIME LETTERWINNERS

Kloskowski, Mitch ..... 2006-10  
Knight, Rush ..... 2004-05  
Kopp, Dave ..... 1980

### L

**Lamar, Adam ..... 2014 - Present**  
Lankford, Todd ..... 1985-86  
Larson, Toby ..... 1994  
Laircey, Brent ..... 1997-2000  
Lau, Adam ..... 2013 - 15  
Lee, Phillip ..... 1986-87  
Lee, Turner ..... 2013-14  
Legg, Jacob ..... 2004-06  
Legrone, Jerry ..... 1979-80  
Leon, Kyle ..... 2002-03  
Letson, Ken ..... 1979  
Lichtner, Billy ..... 2005-08  
Lieske, Johnny ..... 2014 - 15  
Lilly, Andrew ..... 2005  
Lindberg, Jason ..... 1997  
Lockhart, Hal ..... 1984-87  
Long, Carter ..... 1992  
Lovdahl, Ryne ..... 2006-07  
**Lowery, Thomas ..... 2014 - Present**  
Luna, Alex ..... 2012 - 15  
Lundy, Ryan ..... 1996, 98-99  
Lyons, Eric ..... 2001-02

### M

Macke, Bill ..... 1981-83  
Mackin, Brian ..... 1980-83  
Mallard, Chase ..... 2011-14  
Manning, Andrew ..... 2008-11  
Marbut, Terry ..... 1982-83  
Marshall, Brad ..... 1987-89  
Martin, Steve ..... 2003  
Mason, Chris ..... 1994-97  
Massey, Geoff ..... 1982  
Mattei, Jorge ..... 1981-82  
Mauldin, Jeff ..... 1992-96  
Mayo, Blake ..... 1995-96  
McCord, Brian ..... 1989  
McCorkle, Nathan ..... 2004-05  
McClellan, Joey ..... 1983  
**McCown, Riley ..... 2016 - Present**  
McCrary, Scott ..... 1995-97  
McCullars, Ben ..... 2004-05  
McCulley, Mikal ..... 1993  
McGill, Mark ..... 1981  
McIntyre, Rusty ..... 2002  
McKinley, Mark ..... 2009-11  
McKinney, Pete ..... 1995  
McMurry, Cody ..... 2008-09  
McMurry, Colin ..... 2009-10  
McQuaig, Charles ..... 1995  
McRae, Joe ..... 1999-2001  
McSparen, Scott ..... 1987  
Meadows, Jim ..... 1981-82  
Meek, Jimmy ..... 1984-85  
Menard, Jeff ..... 1992-93  
Merola, Jim ..... 1990  
Merritt, Jonathan ..... 2007-2010  
Metcalf, Ryan ..... 2005-06  
Metheny, Kristin ..... 1989-92  
Miljavac, Josh ..... 2003-04  
Miller, Chandler ..... 2006  
Miller, Darrin ..... 1987-88  
Miller, Justin ..... 2002  
Mills, Randy ..... 2005-06  
Mims, Tyler ..... 2012 - 15  
Mink, Mike ..... 1987-88  
Mitchell, Matt ..... 1998  
Moore, Aaron ..... 1989-90  
Moore, Mark ..... 1982-83  
Moran, Jeremy ..... 2002-04  
Morgan, Jonny ..... 1983-86  
Morgan, Ricky ..... 1994-96  
Morrison, Mark ..... 1982-83  
Morse, Matt ..... 2011-15  
**Munger, Dylan ..... 2012 - Present**  
Murdock, Chris ..... 1986-87  
Murphy, Brent ..... 1997-98  
Murray, Drew ..... 2006  
Muth, Danny ..... 2006

### N

Naile, James ..... 2013-15  
Nance, Ryan ..... 2011-12  
Napoleon, Dillon ..... 2011-12  
Neely, Mark ..... 1984  
Neil, Todd ..... 1985-87  
Newberry, Keene ..... 1990-91  
Niquette, Gavin ..... 2015  
Nix, Jacob ..... 2010  
**Nixon, Jared ..... 2016 - Present**  
Norris, Mark ..... 1989  
Northington, Lyle ..... 2003-06

### O

Oliver, James ..... 2007-09  
Orr, Brad ..... 1990  
Owen, David ..... 1999-2000

### P

Page, Jason ..... 1992-95  
Palmeiro, Patrick ..... 2011-12  
Parks, Andre ..... 2000-02  
Patmon, Levi ..... 2004-07  
Paul, Beau ..... 2004  
Paxton, Mark ..... 1999-2000  
Pearson, Jay ..... 1995-97  
Peek, Garrett ..... 2015  
Pender, Beau ..... 2008-10  
Peterson, Evan ..... 2014-16  
**Pharis, Carter ..... 2016 - Present**  
Phelps, Mike ..... 1979-80  
Phillips, Bert ..... 1979  
Phillips, Matt ..... 1999-2000  
Pickett, Bobby ..... 1986-87  
Pennington, Todd ..... 1989  
Powell, Jason ..... 1985  
Price, Adam ..... 2004-05  
Prinzing, Ryan ..... 2011-14

### R

Rackley, Keifer ..... 1989, 91, 93  
Ramey, Andy ..... 1979  
Ray, Kelly ..... 1996  
Reimers, Christian ..... 1999-2001  
Reimers, Corey ..... 1999  
Repole, Michael ..... 2002  
Reyes, Edwin ..... 2012  
Rhodes, Ben ..... 1981-82  
Rivera, Emmanuel ..... 2000  
Roberts, Eric ..... 2004-05  
Roberson, Kyle ..... 2006-09  
Robinson, Earl ..... 1979  
Rodriguez, Eugene ..... 2003-04  
Rohm, Doug ..... 1991  
Rollin, Seth ..... 2002-05  
Rollin, Tyler ..... 2007  
Romo, Rene ..... 1990-91  
Rose, Cameron ..... 2013-14  
**Ruggles, Ryan ..... 2015 - Present**  
Ryan, Scott ..... 1983-84

### S

Sanchez, Ralph ..... 1984-85  
Sanderson, Scooter ..... 1987-88  
Sanford, Mike ..... 1980  
Saway, Mikael ..... 2006-10  
Sawyer, Danny ..... 2006-07  
Sawyer, Tom ..... 2012  
Schalk, Jeff ..... 2012-15  
Schmidt, Steve ..... 1985  
Schulte, Vaughn ..... 1997-98  
Shaw, Tebe ..... 1999-2000  
Shelley, Ben ..... 2007  
Shelton, Chris ..... 1986  
Short, Tommy ..... 1979  
Siers, Joe ..... 1980-81  
Slagle, Jerry ..... 1985  
Smith, Adam ..... 2014-16  
Smith, Alan ..... 1982-83  
Smith, Brian ..... 1991  
Smith, Keith ..... 1983-84  
Smith, Mike ..... 1979-80  
Smith, Ronnie ..... 2014  
Smith, Will (C) ..... 2013  
Smith, Will (OF) ..... 1997-2000  
Sommerfeld, Kevin ..... 1999-2000  
Sowell, Terry ..... 1979-80  
Sparks, Jeff ..... 1999  
Stallings, Michael ..... 1998-2000, 02  
Stewart, Luke ..... 2008-2010  
Stodghill, Patrick ..... 1998-99  
Strickland, Tim ..... 1982  
Stucky, Dan ..... 2004-05  
Styes, Ben ..... 2006-07  
Sudd, Daniel ..... 1991-92  
Sulzle, Darren ..... 1991  
Swann, Jerry ..... 1982-83  
Swatek, Dan ..... 1988-89  
Sweet, Torrie ..... 1994

### T

Tacik, Chris ..... 1992  
Tapscott, Heath ..... 2005-06  
Taylor, Austin ..... 2008-09  
Taylor, Troy ..... 1987-88  
Teichmiller, Chris ..... 1981-84  
Telotte, Justin ..... 2004-05  
Terry, Josh ..... 2002  
Terry, Mike ..... 1997-98  
**Thomas, Austin ..... 2016 - Present**  
Thomas, Kris ..... 2000  
Thomas, Steve ..... 1988-90  
Thompson, Stuart ..... 1990-93  
Thorn, Mitch ..... 2006  
Thorup, Chris ..... 2003-04  
Tidwell, Mike ..... 1980  
Tillery, Mark ..... 1985-86  
Tilley, Brett ..... 2003  
Tilley, Shay ..... 1989, 91-93  
Tinnerstet, Darren ..... 1998-99  
Todd, Rex ..... 1984-87  
Tolbert, Lance ..... 1995



Eric Roberts made 36 relief appearances in 2004, the UAB single-season record.

Toomey, Clint ..... 2005  
Towe, Digger ..... 2008-10  
Towner, Kyle ..... 1991-94  
Tremmel, Frank ..... 1989-90  
Tresgallo, Esteban ..... 2014-16  
Tresgallo, Ruben ..... 2012-14  
Trotter, Lucas ..... 2003  
Tucker, Ronnie ..... 1990-93  
Turner, Steven ..... 2006-07

### U

Urban, Tommy ..... 1984-86  
Ussery, Ryan ..... 2010-12

### V

Vaden, James ..... 1995-96  
Vanaman, Mike ..... 1979  
Van Arsdale, Evan ..... 2002  
Vaughn, J. Mike ..... 1979  
Vaughn, Mike ..... 1979-81  
Vice, Trey ..... 2008-10  
Villanueva, Hector ..... 1982-84  
Vincent, Nathan ..... 2014 - 15  
Vinson, Gregg ..... 1982-83  
Viruet, Willie ..... 1992-95  
Volk, Danny ..... 2009-10  
Volk, Johnny ..... 2008

### W

Waite, Benji ..... 2008-10  
Walker, Chet ..... 1992-93  
Walker, David (P) ..... 1982-83  
Walker, David (INF) ..... 1980-81  
Walker, Eddie ..... 1983-84  
Walker, Todd ..... 1999  
Wall, Dustin ..... 1997-98  
Wallace, Brandon ..... 2007-08  
Waltman, Trey ..... 2010-11  
Walton, Frank ..... 1983-84  
Ward, Zac ..... 2004-06  
Warren, Adam ..... 2011  
Watts, Shane ..... 1995-97  
Wessel, Travis ..... 1998  
West, Allen ..... 2003-05  
Wex, Gary ..... 1979-80  
White, Leon ..... 1980-81  
White, Wayne ..... 1992  
**Whitlock, Garrett ..... 2016 - Present**  
Wilfong, Phillip ..... 1985  
Wilkerson, Terrell ..... 1979  
Wilkinson, Todd ..... 2012-13  
Willard, Steve ..... 1982  
Williams, Mitch ..... 2014-16  
Williams, Quincy ..... 2002-03  
Williamson, Richard ..... 1985-88  
Winkelman, Brian ..... 1998  
Wodson, Rodney ..... 2007-08  
Womble, Matt ..... 2002-04  
Wood, Adam ..... 2001  
Wood, Jerame ..... 1994  
Woolley, Ryan ..... 2010-11

### Y

Yaksick, Matthew ..... 1979-80  
Yarbrough, Joe ..... 2001-02  
Young, Jeff ..... 1980-83  
Younger, Jeff ..... 2008-09

### Z

Zaragoza, Chris ..... 1989  
Zarbough, Griffin ..... 2003-04

Current players in **bold**



