

2013 UAB Blazers Men's Soccer Match Notes

2013 Schedule

Date	Opponent	Time/Result
8/30	at #24 VCU !	W, 4-0
9/1	vs. High Point !	W, 5-1
9/6	#8 INDIANA	W, 2-1 (OT)
9/13	#21 CHARLOTTE * ^	T, 0-0 (2OT)
9/15	ETSU ^	L, 1-0
9/21	MERCER	W, 4-0
9/25	BELMONT	W, 2-0
9/29	at Kentucky *	W, 2-1
10/2	at Memphis	W, 2-1
10/6	FLORIDA ATLANTIC *	W, 6-2
10/12	at Old Dominion *	L, 3-2 (OT)
10/16	FIU *	W, 1-0
10/19	at RV Tulsa *	W, 2-1
10/25	COLLEGE OF CHARLESTON	W, 2-1
10/30	at RV New Mexico *	L, 4-3
11/3	SOUTH CAROLINA *	L, 4-3
11/8	at Marshall *	W, 2-1
11/13	vs. RV Charlotte @	7 p.m.

! - VCU Nike Classic (Richmond, Va.)

* - Conference USA matches

^ - UAB "Soccer for a Cure" Classic (Birmingham, Ala.)

@ - Conference USA Tournament (Charlotte, N.C.)

CAPS indicates home matches at West Campus Field

All times are Central

UAB Quick Facts

Location: Birmingham, Ala.

Founded: 1969

Enrollment: 17,999

Nickname: Blazers

School Colors: Forest Green and Old Gold

Facility Name: West Campus Field

Capacity: 2,500

Playing Surface: Natural Grass

Affiliation: NCAA Division I

Conference: Conference USA

President: Dr. Ray Watts

Athletics Director: Brian Mackin

Media Information

Men's Soccer Contact: Anthony Prisco

Office Phone: 205-996-2576

Cell Phone: 205-908-7890

E-Mail: avprisco@uab.edu

Website: UABsports.com

Facebook: /UAB-Mens-Soccer

Twitter: @UAB_MensSoccer

Today's Matchup



VS.



No. 15/25 UAB Blazers
12-4-1 (5-3-1)

RV/NR Charlotte
9-5-3 (4-3-2)

Wednesday, November 13 • 7:00 p.m. CT
Transamerica Field • Charlotte, N.C.
Live Stats and Video: conferenceusa.com

UAB Men's Soccer Opens Postseason Play Against Charlotte

The UAB men's soccer team will begin its quest for its second Conference USA Tournament title in program history on Wednesday, Nov. 13 when it takes on Charlotte in the conference tournament quarterfinals. The third-seeded Blazers will meet the sixth-seeded 49ers, the tournament host, at 7 p.m. CT at Transamerica Field in Charlotte, N.C.

Six Blazers Earn All-Conference USA Honors

Six members of the UAB men's soccer team were named to the 2013 All-Conference USA teams, as announced by the conference office on Tuesday, Nov. 12. Four of the six Blazers recognized made their first appearance on the All-Conference USA squads.

Sophomore forward Freddy Ruiz was the team's lone first-team selection. Redshirt junior midfielder Alex Clay and junior forward Diego Navarrete were second-team honorees, while senior goalkeeper Raphael Ville and junior defender Darion Copeland were selected to the third team. Freshman forward Rami Dajani was named to the conference all-freshmen squad.

Ruiz was the leading scorer in Conference USA after tallying 26 points (11 goals and four assists) during the 2013 regular season. The Fort Payne, Ala. native also ranks 11th in the nation in total goals and 14th in total points. He had a stretch during the season where he scored at least one point in seven straight matches.

Clay finished the regular season with 22 points (eight goals and six assists), good enough for second on the squad, fifth in the conference, and 38th in the country. The redshirt junior midfielder also shared the league's first Golden Boot Award, given to the league's leading goal-scorer in conference play. Clay had seven goals in Conference USA action. Earlier in the season, Clay was named the Conference USA Offensive Player of the Week for his efforts against Belmont and Kentucky.

Previous Match's Lineup

	Forward Jr. #10 Diego Navarrete (6 g, 7 a)	Forward So. #6 Freddy Ruiz (11 g, 4 a)	
Midfielder R-Sr. #11 Fatai Alabi (1 a)	Midfielder R-Jr. #12 Alex Clay (8 g, 6 a)	Midfielder R-Sr. #7 Patrick Huang (4 g, 6 a)	Forward Jr. #2 Pachinno Roberts (1 g)
Defender Jr. #22 Darion Copeland (1 g)	Defender So. #19 Ian Svantesson (2 g, 2 a)	Defender R-Sr. #9 Chase Wickham (1 a)	Defender Fr. #5 Lars Willemse (2 a)
	Goalkeeper Sr. #30 Raphael Ville (1.00 GAA, 59 saves)		



2013 UAB Blazers Men's Soccer Match Notes

National Polls (11/12/13)

NSCAA/Continental Tire Poll

Team	Votes	Record
1. Notre Dame (23)	575	11-1-5
2. UCLA	547	10-3-4
3. Washington	534	13-1-4
4. Maryland	491	10-3-5
5. California	482	12-3-2
6. UMBC	438	14-1-2
7. Georgetown	437	13-4-1
8. Akron	400	14-3-1
9. Wake Forest	362	9-4-5
10. UC Santa Barbara	327	12-4-3
11. Connecticut	322	10-2-5
12. Virginia	291	9-4-4
13. Wisconsin	289	13-3-2
14. Louisville	282	11-4-3
15. UAB	257	12-4-1
16. Penn State	194	11-5-1
17. Marquette	155	10-5-2
18. UC Irvine	145	12-4-3
19. New Mexico	132	11-4-2
20. Michigan State	123	10-4-3
21. William & Mary	114	10-4-2
22. Coastal Carolina	103	15-4-0
23. UIC	96	15-3-0
24. North Carolina	77	8-4-5
25. Cal State Northridge	76	13-5-1

Also receiving votes: Saint Louis 74, Old Dominion 41, Delaware 28, Elon 23, Creighton 17, Charlotte 12, Wisconsin-Milwaukee 11, Xavier 8, Navy 3, Clemson 2, Furman 2, Providence 2, Duke 2, Hartford 1

Soccer America Poll

Team	Record
1. Notre Dame	11-1-5
2. UCLA	10-3-4
3. Washington	13-1-4
4. Maryland	10-3-5
5. Connecticut	10-2-5
6. Akron	14-3-1
7. California	12-3-2
8. Georgetown	13-4-1
9. Wake Forest	9-4-5
10. Virginia	9-4-4
11. UC Santa Barbara	12-4-3
12. UC Irvine	12-4-3
13. New Mexico	11-4-2
14. Louisville	11-4-3
15. North Carolina	8-4-5
16. Penn State	11-5-1
17. Wisconsin	13-3-2
18. UMBC	14-1-2
19. Delaware	14-4-0
20. Coastal Carolina	14-4-0
21. Saint Louis	12-4-2
22. Elon	13-4-2
23. William & Mary	10-4-2
24. Marquette	10-5-2
25. UAB	12-4-1

Navarrete led the conference in assists during the 2013 regular season, accumulating seven helpers. He also ranks 31st in the nation in assists. The junior forward has six goals on the year, as well. Navarrete was named the Conference USA Offensive Player of the Week following the VCU Nike Classic and matched the UAB record for assists in a single game, recording four against Florida Atlantic.

Ville played nearly every minute in goal for the Blazers the past two seasons. This year, he owned a 1.00 goals against average and .787 save percentage. Ville ranked second in the conference in saves (59) and save percentage for the regular season. He was also a part of a UAB defense that recorded five clean sheets, which ranked fifth in Conference USA.

Copeland has started every match the past three years for the UAB men's soccer team. One of the team's two co-captains, Copeland has been UAB's anchor on its backline. The Blazers held a 1.21 goals against average, which ranked fifth in the league. On the offensive end, Copeland had a goal against South Carolina. The junior defender was named to the All-Conference USA Second Team in 2012.

Dajani was the squad's lone representative on the All-Freshman Team. The Niles, Ill. native had 10 points in regular season competition on four goals and two assists. The only freshman on the team to play in every match this season, Dajani finished the regular season ranked fifth on the squad in scoring. He had the game-winning goal in the overtime-thriller against Indiana, the 2012 national champions.

Leaving Their Mark

The 2013 UAB men's soccer team has been making its mark in program history. The squad has broken numerous program records and still has the postseason left to be played.

In its first home match, a West Campus Field-record crowd of 3,205 witnessed the Blazers defeat Indiana, the defending national champions. The team won eight of its first 10 matches of the year, marking the squad's best start to a season since 2001, as well.

With the team's victory at Tulsa on Saturday, Oct. 19, UAB eclipsed the 10-win mark for the fifth straight year. The program record is nine consecutive years, as the Green and Gold won at least 10 matches each year from 1993-2001.

Individually, junior Diego Navarrete matched the UAB record for assists in a single game. The junior forward dished out four helpers in the squad's 6-2 victory against Florida Atlantic on Sunday, Oct. 6.

With the squad's victory against FIU on Wednesday, Oct. 16, head coach Mike Getman collected his 90th career victory in C-USA play. Getman is the winningest coach in conference history.

About Charlotte

Charlotte enters Wednesday night's quarterfinal matchup with a 9-5-3 overall record. The 49ers finished the regular season in sixth place in Conference USA with a 4-3-2 mark in conference play.

In its latest match, Charlotte scored a 3-0 victory against Conference USA foe FIU on Friday, Nov. 8. Sophomore forward Kyle Parker netted two goals against the Panthers, while redshirt senior goalkeeper Klay Davis notched his seventh clean sheet of the year. In addition, it marked the squad's fifth straight victory.

Parker leads the 49ers in scoring this season. The sophomore forward recorded 11 goals and three assists for 25 points during the regular season. He shared the Conference USA Golden Boot Award with UAB redshirt junior midfielder Alex Clay. Davis has started every match in net for Charlotte, holding a 0.80 goals against average.

Charlotte owns a 15-9-4 advantage in the all-time series against UAB. Earlier this season, the two teams played to a scoreless draw in the UAB "Soccer for a Cure" Classic. In addition, the two have met in the postseason in each of the past three seasons.

Men's Soccer Leading The Country In Scoring

For the fifth consecutive week, the UAB men's soccer team has the highest scoring offense in the nation, according to the most recent NCAA statistical rankings. UAB is scoring at a clip of 2.47 goals per game.

This marks the sixth time in 2013 that the Blazers have owned the top scoring offense in the country. UAB owned a 3.67 goals per game average through its first three matches, which was the top mark in Division I men's soccer as of Monday, Sept. 9.

UAB In The Polls

	Pre. 1	2	3	4	5	6	7	8	9	10	11	12	13	Final
NSCAA	NR 18	8	20	14	15	10	13	10	10	17	15			
Soccer America	NR 23	8	22	17	15	10	23	22	17	25	25			
NSCAA Regional	N/A 2	2	2	2	2	1	1	1	1	1	1			

2013 UAB Blazers Men's Soccer Match Notes

Conference USA (11/11/13)

Team	Conf.	Pts.	Ovr.
1. New Mexico	7-1-1	22	11-4-2
2. Old Dominion	7-2-0	21	10-4-1
3. UAB	5-3-1	16	12-4-1
4. South Carolina	4-2-3	15	7-6-5
5. Tulsa	4-3-2	14	9-5-3
6. Charlotte	4-3-2	14	9-5-3
7. Kentucky	3-4-2	11	6-9-3
8. FIU	2-6-1	7	6-10-1
9. Florida Atlantic	1-7-1	4	7-7-2
10. Marshall	0-6-3	3	2-11-6

UAB When...

At home	6-2-1
On the road.....	5-2-0
At a neutral site	1-0-0
During the day.....	3-2-0
At night	9-2-1
Against ranked opponents	3-1-1
Against C-USA opponents	5-3-1
Against non-conference opponents	7-1-0
In regulation	11-3-0
In overtime	1-1-1
Scoring first.....	9-2-0
Opponent scores first	3-2-0
Leading at halftime.....	8-1-0
Trailing at halftime	2-0-0
Tied at halftime	2-3-1
Leading in shots.....	6-0-0
Trailing in shots.....	6-4-1
Tied in shots	0-0-0
Leading in corner kicks.....	5-2-0
Trailing in corner kicks.....	7-2-1
Tied in corner kicks	0-0-0
With more fouls.....	5-2-0
With less fouls	4-2-1
Tied in fouls	3-0-0
Scoring one goal.....	12-3-0
Scoring two goals.....	11-3-0
Score three or more goals	4-2-0
Allowing one goal	8-4-0
Allowing two goals	1-3-0
Allowing three or more goals	0-3-0
In August	1-0-0
In September	5-1-1
In October	5-2-0
In November	1-1-0

Up front, sophomore forward Freddy Ruiz has been one of the best finishers in the country this season. Ruiz ranks 11th in the country in total goals (11) and 14th in total points (26).

Ranked For 11 Straight Weeks

The UAB men's soccer team has appeared in each of the major national polls for the past 11 weeks, as announced on Tuesday. UAB is currently ranked No. 15 in the NSCAA Continental Tire Poll and No. 25 in the Soccer America Rankings.

The Blazers have been ranked every week since the first week of the regular season. In addition, UAB has appeared in the top 20 of the coaches' poll for 10 consecutive weeks.

Two weeks ago, the UAB men's soccer team cracked the top 10 of the NSCAA/Continental Tire Poll for the fourth time in 2013. UAB was ranked No. 10 in the coaches' poll, as announced on Tuesday, Oct. 29.

In addition, UAB is ranked first in the Midwest region, for the sixth straight week. The Blazers also are ranked No. 30 in the country in the latest NCAA Men's Soccer RPI Rankings, as announced on Monday, Nov. 11.

Defense Rises To The Challenge

Against FIU and Tulsa, the UAB defense rose to the occasion and shut down two of the top scoring offenses in the nation. The Blazers limited FIU and Tulsa to one combined goal en route to an undefeated week.

Awards & Honors

Moses Adeniran

- Conference USA Offensive Player of the Week (10/21)

Alex Clay

- Conference USA Golden Boot Award (11/12)
- All-Conference USA Second Team (11/12)
- Conference USA Offensive Player of the Week (9/30)

Darion Copeland

- All-Conference USA Third Team (11/12)
- TopDrawerSoccer.com Midseason Conference USA Top 20 Players List (10/18)
- College Sports Madness Preseason All-Conference USA Second Team (8/10)
- 2013 Preseason All-C-USA Team (8/7)
- TopDrawerSoccer.com Preseason Conference USA Top 20 Players List (8/6)

Rami Dajani

- Conference USA All-Freshman Team (11/12)

Patrick Huang

- TopDrawerSoccer.com Midseason Conference USA Top 20 Players List (10/18)
- TopDrawerSoccer.com National Team of the Week (9/3)

Ian Michalak

- CoSIDA Academic All-District 4 Team (10/31)

Diego Navarrete

- All-Conference USA Second Team (11/12)
- TopDrawerSoccer.com Midseason National Top 100 Players List (10/18)
- TopDrawerSoccer.com Midseason Conference USA Top 20 Players List (10/18)
- TopDrawerSoccer.com National Team of the Week (10/8)
- College Sports Madness Conference USA Player of the Week (10/7)
- TopDrawerSoccer.com National Team of the Week (9/10)
- Conference USA Offensive Player of the Week (9/3)

Freddy Ruiz

- All-Conference USA First Team (11/12)

Raphael Ville

- All-Conference USA Third Team (11/12)
- UAB "Soccer for a Cure" Classic All-Tournament Team (9/15)
- College Sports Madness Conference USA Player of the Week (9/9)

Chase Wickham

- UAB "Soccer for a Cure" Classic All-Tournament Team (9/15)

2013 UAB Blazers Men's Soccer Match Notes

Where UAB Ranks...

NCAA Statistical Rankings (11/11/13)

Team (Top-25)

Assists Per Game (2.41).....	2
Points Per Game (7.35).....	1
Scoring Offense (2.47).....	1
Total Assists (41).....	t4
Total Goals (42).....	t1
Total Points (125).....	1
Won-Lost-Tied Percentage (.735).....	t18

Individual (Top-25)

Freddy Ruiz

Goals Per Game (0.65).....	t11
Points Per Game (1.53).....	t15
Total Goals (11).....	t11
Total Points (26).....	t14

C-USA Statistical Rankings (11/11/13)

Team (Top-Three)

Points (125).....	1
Goals (42).....	1
Goals Per Game (2.47).....	1
Assists (41).....	1
Assists Per Game (2.41).....	1
Saves (76).....	2
Offsides (45).....	3

Individual (Top-Three)

Alex Clay

Assists (6).....	t3
------------------	----

Patrick Huang

Assists (6).....	t3
------------------	----

Diego Navarrete

Assists (7).....	t1
Assists Per Game (0.41).....	t3

Freddy Ruiz

Points (26).....	t1
Points Per Game (1.53).....	t2
Goals (11).....	t1
Goals Per Game (0.65).....	t1
Game-Winning Goals (4).....	2

Raphael Ville

Save Percentage (.787).....	2
Saves (59).....	2
Saves Per Game (3.69).....	3

Heading into its tilt with FIU on Wednesday, Oct. 16, the Panthers owned the 16th-best attack in the country. UAB held FIU scoreless for its fifth clean sheet of 2013. On Saturday, Oct. 19, the Blazers took on Tulsa, who possessed the 18th-ranked scoring offense in Division I men's soccer. UAB allowed one early goal, but rallied for the 2-1 road victory.

Three Blazers Named Conference USA Offensive Player Of The Week

Senior midfielder Moses Adeniran, redshirt junior midfielder Alex Clay, and junior forward Diego Navarrete all have been named the Conference USA Offensive Player of the Week in 2013. Adeniran was recognized following his performance at Tulsa, Clay earned the accolade following his performances against Belmont and Kentucky, while Navarrete picked up the award after the season-opening VCU Nike Classic.

Adeniran scored the game-winning goal on the road against Tulsa on Saturday, Oct. 19. The Houston, Texas native received a pass from redshirt senior midfielder Fatai Alabi and finished far-post past the Tulsa keeper. It marked his first goal of the year and first since 2011.

Clay led the UAB men's soccer team to two victories against Belmont and Kentucky. On Wednesday, Sept. 25, the Huntsville, Ala. native tallied a career-best three points on one goal and one assist against Belmont. It marked the first time Clay registered a goal since the 2010 season. On Sunday, Sept. 29, Clay scored his second goal in two games as UAB recorded a 2-1 win against in-conference foe Kentucky.

Navarrete tallied seven points (three goals, one assist) at the VCU Nike Classic. On Friday, Aug. 30, Navarrete led the Blazers up front, scoring two goals to propel the team to a 4-0 win against then-No. 24 VCU. It matched the most goals he had scored in a single game. The Santiago, Chile native followed up that performance with a goal and assist in the squad's 5-1 victory against High Point.

Early And Often

In six of the past 11 matches, the UAB men's soccer team has scored a goal in the opening 20 minutes, establishing early leads. In total, UAB has done this on eight occasions in 2013, coming out victorious in seven of those matches.

The Blazers have scored at least two goals in 14 matches this year, as well. UAB is 11-3-0 when tallying at least two goals in a game. The team also has scored at least four goals in four matches in 2013. That marks the most times the squad has registered at least four goals in a game in a single season since 2010.

Five Straight Victories

Prior to its 3-2 overtime setback to Old Dominion on Saturday, Oct. 12, UAB had won five consecutive matches. It marked its longest winning streak of the 2013 season and was the longest streak since 2011.

In that run, UAB knocked off non-conference opponents Belmont, Memphis, and Mercer and scored two Conference USA victories against Florida Atlantic and Kentucky. During that stretch, the Blazers outscored their opponents 16-4.

UAB earned several honors during that period, as well. Junior forward Diego Navarrete was recognized by numerous outlets for his eight-point performance against Florida Atlantic. Redshirt junior midfielder Alex Clay collected Conference USA Offensive Player of the Week accolades following his efforts against Belmont and Kentucky.

UAB Knocks Off Defending National Champions

With 17 seconds remaining in the first overtime period, freshman forward Rami Dajani headed a ball past Indiana goalkeeper Michael Soderlund to give the UAB men's soccer team a 2-1 victory against then-No. 8 Indiana, the defending national champions, on Friday, Sept. 6 at West Campus Field.

In front of a West Campus Field-record crowd of 3,205, redshirt junior midfielder Alex Clay pounded a shot on Soderlund in the final minute of the first overtime period. Soderlund could not hold onto the save and Dajani headed it past the Hoosiers' keeper, sealing the win for the Blazers.

After a scoreless first half, filled with great defending, the 2012 national champions took a 1-0 lead in the 52nd minute. Indiana midfielder A.J. Corrado corralled a pass from fellow midfielder Nikita Kotlov inside the Green and Gold box and gently placed it past the outstretched arms of UAB senior goalkeeper Raphael Ville.

When it seemed all but over, an Indiana foul was called inside the Hoosiers' box in the final minute of regulation. Junior forward Diego Navarrete lined up for a penalty kick with 46 seconds remaining in the second stanza. Navarrete buried the shot past Soderlund, tying the match with only seconds to spare.

2013 UAB Blazers Men's Soccer Match Notes

NUMERICAL ROSTER

No.	Name	Pos.	Ht.	Wt.	Cl.	Hometown/Previous School
0	Hunter Weber	GK	6-3	175	R-Fr.	Little Rock, Ark./Central HS
1	Joe Kuzminsky	GK	6-4	170	R-Fr.	Denver, Colo./D'Evelyn HS
2	Pachinno Roberts	M	5-11	170	Jr.	Atlanta, Ga./Presbyterian
3	Karl Chester	F	5-10	155	R-So.	Kathleen, Ga./Perry HS
4	Cole Iverson	M	5-11	160	R-So.	Decatur, Ala./Decatur HS
5	Lars Willemse	D	6-3	180	Fr.	Netherlands/VWO
6	Freddy Ruiz	F	6-0	160	So.	Fort Payne, Ala./Fort Payne HS
7	Patrick Huang	M	5-8	155	R-Sr.	Huntsville, Ala./Louisville
8	Atak Yai	F	5-8	130	Sr.	Jackson, Miss./Murrah HS
9	Chase Wickham	M	5-10	155	R-Sr.	Vancouver, British Columbia/Trinity Western University
10	Diego Navarrete	F	5-11	165	Jr.	Santiago, Chile/SSCC Manquehue
11	Fatai Alabi	M	6-2	160	R-Sr.	Houston, Texas/Wallace State CC
12	Alex Clay	M	6-0	160	R-Jr.	Huntsville, Ala./Randolph HS
13	Stewart Abraham	D	6-3	170	Jr.	Duluth, Ga./Greater Atlanta Christian School
14	Norris Howze	M	5-11	160	Sr.	Hoover, Ala./Hoover HS
15	James Nanje Ngoe	M	5-9	160	Fr.	England/Dixons City Academy
16	Moses Adeniran	M	5-11	160	Sr.	Houston, Texas/Alabama A&M
17	Henrique Sposito	M	6-1	160	Fr.	Brazil/Colegio Imaculada Campinas
18	Rami Dajani	F	5-9	155	Fr.	Niles, Ill./Maine East HS
19	Ian Svantesson	D	6-5	175	So.	Orlando, Fla./Lyman HS
20	Aaron Getman-Pickering	M	5-8	150	R-Fr.	New Paltz, N.Y./New Paltz HS
21	Chandler Stroupe	D	5-11	155	Fr.	Birmingham, Ala./Oak Mountain HS
22	Darion Copeland	D	6-2	160	Jr.	Stockbridge, Ga./Dutchtown HS
23	Ian Michalak	D	6-3	165	Jr.	Collierville, Tenn./St. George's Independent School
24	Joe Rund	D	6-0	185	Fr.	St. Louis, Mo./Saint Louis University HS
25	Blake Gonzalez	D	6-2	165	Fr.	St. Louis, Mo./Saint Louis University HS
26	Evan Scarbrough	M	5-10	165	Fr.	Searcy, Ark./Searcy HS
30	Raphael Ville	GK	6-2	170	Sr.	Courbevoie, France

Head Coach: Mike Getman (Indiana '82)

Assistant Coaches: Justus Griffin (UAB '94), Joel Wallace (MacMurray '91)

ALPHABETICAL ROSTER

13	Stewart Abraham	7	Patrick Huang	17	Henrique Sposito
16	Moses Adeniran	4	Cole Iverson	21	Chandler Stroupe
11	Fatai Alabi	1	Joe Kuzminsky	19	Ian Svantesson
3	Karl Chester	23	Ian Michalak	30	Raphael Ville
12	Alex Clay	15	James Nanje Ngoe	0	Hunter Weber
22	Darion Copeland	10	Diego Navarrete	9	Chase Wickham
18	Rami Dajani	2	Pachinno Roberts	5	Lars Willemse
20	Aaron Getman-Pickering	6	Freddy Ruiz	8	Atak Yai
25	Blake Gonzalez	24	Joe Rund		
14	Norris Howze	26	Evan Scarbrough		


PRONUNCIATION GUIDE

Stewart Abraham ABE-rah-heart
 Moses Adeniran Ad-uh-NEER-an
 Fatai Alabi Fuh-TIE Ah-LOBBY
 Rami Dajani RAH-me Day-JA-nee
 Norris Howze Howz
 Patrick Huang Hwong
 Joe Kuzminsky Kuzz-Min-SKEE
 Ian Michalak Muh-HA-lick
 James Nanje Ngoe Un-GO


Diego Navarrete Nav-uh-reh-TAY
 Pachinno Roberts Pa-CHEE-no
 Henrique Sposito En-REE-kay SPA-zito
 Chandler Stroupe Stroop
 Ian Svantesson SVON-tuh-Son
 Raphael Ville Vill
 Lars Willemse Williams
 Atak Yai Ah-TOCK Yie

2013 UAB Blazers Men's Soccer Match Notes

RADIO/TV ROSTER



#0 Hunter Weber
R-Fr. • Goalkeeper




#1 Joe Kuzminsky
R-Fr. • Goalkeeper



#2 Pachinno Roberts
Jr. • Midfielder




#3 Karl Chester
R-So. • Forward




#4 Cole Iverson
R-So. • Midfielder




#5 Lars Willemse
Fr. • Defender



#6 Freddy Ruiz
So. • Forward




#7 Patrick Huang
R-Sr. • Midfielder




#8 Atak Yai
Sr. • Forward




#9 Chase Wickham
R-Sr. • Midfielder




#10 Diego Navarrete
Jr. • Forward




#11 Fatai Alabi
R-Sr. • Midfielder




#12 Alex Clay
R-Jr. • Midfielder




#13 Stewart Abrahart
Jr. • Defender




#14 Norris Howze
Sr. • Midfielder




#15 James Nanje Ngog
Fr. • Midfielder




#16 Moses Adeniran
Sr. • Midfielder



#17 Henrique Sposito
Fr. • Midfielder



#18 Rami Dajani
Fr. • Forward




#19 Ian Svantesson
So. • Defender



#20 Aaron Getman-Pickering
R-Fr. • Midfielder




#21 Chandler Stroupe
Fr. • Defender




#22 Darion Copeland
Jr. • Defender




#23 Ian Michalak
Jr. • Defender



#24 Joe Rund
Fr. • Defender



#25 Blake Gonzalez
Fr. • Defender



#26 Evan Scarbrough
Fr. • Midfielder



#30 Raphael Ville
Sr. • Goalkeeper

2013 UAB Blazers Men's Soccer Match Notes



Mike Getman Head Coach 22nd Season at UAB 27th Season Overall

Mike Getman has seen his dream of a UAB soccer program that would compete for conference titles and NCAA Tournament berths come true.

Getman, now in his 22nd season as UAB's head coach, has led the Blazers to seven NCAA Tournament appearances, including a spot in the Elite Eight in 1999 and Sweet 16 in 2001. Additionally, he has led UAB teams to six regular season and tournament championships and has been selected the conference coach of the year on three different occasions.

In fact, the 2012 season proved to be another solid campaign, as the Blazers earned an at-large berth in the NCAA Tournament, marking the second straight year the team has played in the national tournament. It marked the third time in program history that the Green and Gold played in the NCAA Tournament in consecutive seasons. The Blazers finished the season with a 10-8-2 mark, the fourth year in-a-row with at least 10 victories.

In all, it is a far cry from when Getman accepted the job of turning the Blazer program around. He inherited a program in 1992 that had just three winning records in its first 13 seasons.

Getman set goals for the program and Blazer fans know that many of those original goals have been met or exceeded. Consider the following:

- The Blazers have won 231 matches since 1993 for an average of more than 11 wins per season.

- Seven trips to the NCAA Tournament - 1994, 1999, 2000, 2001, 2006, 2011 and 2012 (The Elite Eight in '99 and Sweet 16 in '01).

- Six conference titles, including four regular-season championships (C-USA in '95, '99 and '11 and Great Midwest in '94) and two conference tournament championship crowns (C-USA in '99 and Great Midwest in '94).

- The Blazers have been ranked in the national poll in 17 of the last 19 seasons, including a highest ranking of No. 3 in 2003 and highest finish of eighth in 1999.

- Defeated three No. 1-ranked teams in SMU (2006), North Carolina (2000) and UCLA (1997).

- Victories over traditional national powers and ranked teams, such as No. 20 Washington in 2012; No. 6 UCF and No. 15 SMU in 2011; No. 10 UIC and No. 13 Kentucky in 2009; No. 3 Indiana in 2007; No. 1 SMU and No. 17 Kentucky in 2006; No. 11 USF in 2004; No. 3 Saint Louis, No. 9 USF, No. 13 Furman (twice), and No. 20 South Carolina in 2001; No. 1 North Carolina and No. 6 Furman in 2000; No. 2 Saint Louis (twice), No. 5 Southwest Missouri State, No. 17 SMU, and No. 18 Santa Clara, all in 1999; and No. 1 UCLA in 1997.

- 110 all-conference honorees.

- Six conference Newcomer of the Year awards.

- The building of a top-flight soccer facility on campus, West Campus Field. The facility attracts large crowds for not only UAB matches, but serves as a site for international soccer events. The Blazers became the first collegiate program to ever compete against the U.S. National Team in March 2000. UAB has won more than 70 percent of all its matches at WCF.

- Getman is the winningest coach in Conference USA history with a record 87 league wins.

- More than 100 conference academic honor roll members over the last 20 years.

- Three Academic All-Americans.

With all of those accomplishments, Getman is not satisfied. "We want to be a national contender every year," he said. "We play in one of the toughest conferences in the nation, Conference USA, and we feel that our schedule helps us to prepare for postseason play."

In 2005, Getman was named the C-USA Coach of the Decade for his accomplishments during his coaching tenure at UAB. Furthermore, Getman has been named conference Coach of the Year three times.

He holds a 277-170-43 (.609) mark in 26 seasons as a head coach and a 235-144-34 (.610) record in 21 seasons at UAB. Even more impressive is the total of 110 all-conference selections he has coached at UAB.

From 2008-11, Getman served on the NCAA Men's Soccer Committee. He has also played a big part in bringing the 2011 and 2012 NCAA Men's College Cup to Birmingham.

Furthermore, Getman is ranked among college soccer's top men's active coaches (37th in winning percentage and 19th in victories). Getman is among a handful of coaches who both played for and coached a team to the NCAA College Cup,

accomplishing the feat twice as a player and once as a coach.

Getman's players' successes extend off the field as well. Over 90 percent of student-athletes who have played four years during his tenure as head coach completed their degree requirements. He now boasts more than 100 C-USA honor roll members (3.0 GPA or above), 19 C-USA academic medal of honor recipients (3.75 GPA or above) and three academic All-Americans.

Getman came to Birmingham from Harvard, where he was head coach from 1987-91. In his first season at Harvard, he led his team to the 1987 NCAA Final Four, as the Crimson went 14-1-3 and captured the Ivy League title. He became the youngest coach (28) to lead a team to the Division I Final Four. The following season, Harvard was ranked No. 1 for the first time in the school's history. While at Harvard, Getman developed 21 All-Ivy League players, nine All-New England performers and two All-Americans.

He started his coaching career at his alma mater, Indiana, where he served as an assistant coach from 1984-86. In those three seasons, the Hoosiers were in the NCAA Tournament twice and played in the 1984 title game.

Getman played professionally as a defender for the Detroit Express of the American Soccer League from 1982-83. He was the team's Rookie of the Year in 1982, as the Express won the ASL championship.

A three-year letterwinner at Indiana, he played full-back for the Hoosiers from 1977-81, during which time IU finished as an NCAA Division I national finalist in 1978 and 1980.

A native of Bloomington, Ind., he earned his bachelor's degree in economics from Indiana in 1982 and his master's in athletic administration from IU in 1987.

Involved in all facets of soccer, Getman has been South Region coach for the U.S. Soccer Festival. He was the chairman of the soccer games committee for the 1996 Birmingham Olympic Soccer Committee. He has also served as a guest columnist on the 1998 World Cup Tournament for the Birmingham Post-Herald.

He and his wife, Rena, reside in Homewood. They have three children, Nathan (19), Eli (14), and Ethan (13).

2013 UAB Blazers Men's Soccer Match Notes

#0 HUNTER WEBER

Career Statistics

Year	GP-GS	MIN	GA	GAA	SAV	PCT	REC	SHO
2013	4-1	121:17	5	3.71	9	.643	0-2-0	0.5
Totals	4-1	121:17	5	3.71	9	.643	0-2-0	0.5

Career-Highs

Saves: N/A

#1 JOE KUZMINSKY

Career Statistics

Year	GP-GS	MIN	GA	GAA	SAV	PCT	REC	SHO
2013	4-1	121:17	5	3.71	9	.643	0-2-0	0.5
Totals	4-1	121:17	5	3.71	9	.643	0-2-0	0.5

Career-Highs

Saves: 7, vs. South Carolina, 11/4/13

#2 PACHINNO ROBERTS

Career Statistics

Year	GP-GS	G	A	PTS	SH	SH%	SOG	SOG%	GW
2013	16-13	1	0	2	5	.200	3	.600	0
Totals	16-13	1	0	2	5	.200	3	.600	0

Career-Highs

Goals: 1, vs. Florida Atlantic, 10/6/13

Assists: N/A

Points: 2, vs. Florida Atlantic, 10/6/13

#3 KARL CHESTER

Career Statistics

Year	GP-GS	G	A	PTS	SH	SH%	SOG	SOG%	GW
2011	3-0	0	0	0	2	.000	0	.000	0
2012	19-15	5	3	13	30	.167	11	.367	2
2013	7-0	0	3	3	7	.000	3	.429	0
Totals	29-15	5	6	16	39	.128	14	.359	2

Career-Highs

Goals: 2, at UCF, 10/27/12

Assists: 1, 6x, last at Marshall, 11/8/13

Points: 4, at UCF, 10/27/12

#4 COLE IVERSON

Career Statistics

Year	GP-GS	G	A	PTS	SH	SH%	SOG	SOG%	GW
2011	3-0	0	0	0	1	.000	1	1.000	0
2012	11-1	0	0	0	0	.000	0	.000	0
2013	12-2	0	1	1	1	.000	1	1.000	0
Totals	26-3	0	1	1	2	.000	2	1.000	0

Career-Highs

Goals: N/A

Assists: 1, at VCU (8/30/13)

Points: 1, at VCU (8/30/13)

#5 LARS WILLEMSE

Career Statistics

Year	GP-GS	G	A	PTS	SH	SH%	SOG	SOG%	GW
2013	15-6	0	2	2	7	.000	2	.286	0
Totals	15-6	0	2	2	7	.000	2	.286	0

Career-Highs

Goals: N/A

Assists: 1, 2x, last at Marshall, 11/8/13

Points: 1, 2x, last at Marshall, 11/8/13

#6 FREDDY RUIZ

Career Statistics

Year	GP-GS	G	A	PTS	SH	SH%	SOG	SOG%	GW
2012	13-1	3	0	6	10	.300	5	.500	1
2013	17-11	11	4	26	22	.500	18	.818	4
Totals	28-12	14	4	32	32	.438	23	.719	5

Career-Highs

Goals: 2, 3x, last vs. Florida Atlantic, 10/6/13

Assists: 1, 4x, last at Marshall, 11/8/13

Points: 4, 3x, last vs. Florida Atlantic, 10/6/13

#7 PATRICK HUANG

Career Statistics

Year	GP-GS	G	A	PTS	SH	SH%	SOG	SOG%	GW
2013	17-17	4	6	14	23	.174	8	.348	0
Totals	17-17	4	6	14	23	.174	8	.348	0

Career-Highs

Goals: 2, vs. High Point, 9/1/13

Assists: 1, 6x, last vs. South Carolina, 11/3/13

Points: 4, vs. High Point, 9/1/13

#8 ATAK YAI

Career Statistics

Year	GP-GS	G	A	PTS	SH	SH%	SOG	SOG%	GW
2010	17-0	0	0	0	2	.000	0	.000	0
2011	21-2	0	1	1	4	.000	0	.000	0
2012	10-0	0	1	1	1	.000	1	1.000	0
2013	13-5	0	0	0	2	.000	0	.000	0
Totals	61-6	0	2	2	9	.000	1	.111	0

Career-Highs

Goals: N/A

Assists: 1, 2x, last vs. Washington, 9/16/12

Points: 1, 2x, last vs. Washington, 9/16/12

#9 CHASE WICKHAM

Career Statistics

Year	GP-GS	G	A	PTS	SH	SH%	SOG	SOG%	GW
2011	21-17	3	4	10	30	.100	14	.467	0
2012	20-20	5	3	13	24	.208	14	.583	2
2013	17-15	0	1	1	6	.000	4	.667	0
Totals	58-52	8	8	24	60	.133	32	.533	2

Career-Highs

Goals: 2, vs. UCF, 11/7/12

Assists: 2, vs. Portland, 9/23/11

Points: 4, vs. UCF, 11/7/12

#10 DIEGO NAVARRETE

Career Statistics

Year	GP-GS	G	A	PTS	SH	SH%	SOG	SOG%	GW
2011	21-21	4	1	9	39	.103	17	.435	0
2012	20-5	2	2	6	16	.125	8	.500	0
2013	17-16	6	7	19	22	.273	9	.409	2
Totals	58-42	12	10	34	77	.156	34	.442	2

Career-Highs

Goals: 2, 3x, last vs. Florida Atlantic, 10/6/13

Assists: 4, vs. Florida Atlantic, 10/6/13

Points: 8, vs. Florida Atlantic, 10/6/13



2013 UAB Blazers Men's Soccer Match Notes

#11 FATAI ALABI

Career Statistics

Year	GP-GS	G	A	PTS	SH	SH%	SOG	SOG%	GW
2012	18-17	0	1	1	16	.000	1	.062	0
2013	6-3	0	1	1	1	.000	1	1.000	0
Totals	24-20	0	2	2	17	.000	2	.117	0

Career-Highs

Goals: N/A

Assists: 1, 2x, last at Tulsa, 10/19/13

Points: 1, 2x, last at Tulsa, 10/19/13

#12 ALEX CLAY

Career Statistics

Year	GP-GS	G	A	PTS	SH	SH%	SOG	SOG%	GW
2011	15-0	1	0	2	12	.083	8	.667	0
2012	18-4	0	4	4	15	.000	4	.267	0
2013	17-16	8	6	22	24	.333	13	.542	2
Totals	50-20	9	10	28	51	.176	25	.490	2

Career-Highs

Goals: 2, 2x, last at Marshall, 11/8/13

Assists: 1, 10x, last vs. College of Charleston, 10/25/13

Points: 4, 2x, last at Marshall, 11/8/13

#13 STEWART ABRAHART

Career Statistics

Year	GP-GS	G	A	PTS	SH	SH%	SOG	SOG%	GW
2011	21-20	0	2	2	7	.000	2	.286	0
2012	13-9	0	0	0	2	.000	1	.500	0
2013									
Totals	34-29	0	2	2	9	.000	3	.333	0

Career-Highs

Goals: N/A

Assists: 1, 2x, last at SMU, 10/26/11

Points: 1, 2x, last at SMU, 10/26/11

#14 NORRIS HOWZE

Career Statistics

Year	GP-GS	G	A	PTS	SH	SH%	SOG	SOG%	GW
2010	12-0	1	0	2	3	.333	1	.333	0
2011	21-16	0	0	0	8	.000	2	.250	0
2012	19-18	0	0	0	8	.000	2	.250	0
2013	16-16	1	1	3	9	.111	1	.111	0
Totals	68-50	2	1	5	28	.071	6	.214	0

Career-Highs

Goals: 1, 2x, last vs. South Carolina, 11/3/13

Assists: 1, vs. Florida Atlantic, 10/6/13

Points: 2, 2x, last vs. South Carolina, 11/3/13

#15 JAMES NANJE NGOE

Career Statistics

Year	GP-GS	G	A	PTS	SH	SH%	SOG	SOG%	GW
2013	14-0	0	0	0	4	.000	2	.500	0
Totals	14-0	0	0	0	4	.000	2	.500	0

Career-Highs

Goals: N/A

Assists: N/A

Points: N/A

#16 MOSES ADENIRAN

Career Statistics

Year	GP-GS	G	A	PTS	SH	SH%	SOG	SOG%	GW
2010*	10-10	0	3	3	4	.000	0	.000	0
2011	21-19	2	5	9	20	.100	7	.350	0
2012	20-16	0	0	0	17	.000	4	.235	0
2013	14-13	2	4	8	16	.125	5	.312	1
Totals	65-58	4	12	20	57	.070	16	.281	1

* at Alabama A&M

Career-Highs

Goals: 1, 4x, last vs. South Carolina, 11/3/13

Assists: 2, 2x, last vs. College of Charleston, 10/25/13

Points: 2, 6x, last vs. South Carolina, 11/3/13

#17 HENRIQUE SPOSITO

Career Statistics

Year	GP-GS	G	A	PTS	SH	SH%	SOG	SOG%	GW
2013	6-0	0	0	0	2	.000	0	.000	0
Totals	6-0	0	0	0	2	.000	0	.000	0

Career-Highs

Goals: N/A

Assists: N/A

Points: N/A

#18 RAMI DAJANI

Career Statistics

Year	GP-GS	G	A	PTS	SH	SH%	SOG	SOG%	GW
2013	17-3	4	2	10	15	.267	8	.553	1
Totals	17-3	4	2	10	15	.267	8	.553	1

Career-Highs

Goals: 1, 3x, last at Memphis 10/2/13

Assists: 1, 2x, last at Memphis 10/2/13

Points: 3, at Memphis 10/2/13

#19 IAN SVANTESSON

Career Statistics

Year	GP-GS	G	A	PTS	SH	SH%	SOG	SOG%	GW
2012	20-5	2	3	7	16	.125	6	.375	1
2013	17-17	2	2	6	6	.333	2	.333	1
Totals	37-22	4	5	13	22	.182	8	.364	2

Career-Highs

Goals: 1, 4x, last at Kentucky, 9/29/13

Assists: 1, 5x, last vs. South Carolina, 11/3/13

Points: 2, 4x, last at Kentucky, 9/29/13

#20 AARON GETMAN-PICKERING

Career Statistics

Year	GP-GS	G	A	PTS	SH	SH%	SOG	SOG%	GW
2013	3-0	0	1	0	3	.000	2	.667	0
Totals	3-0	0	1	0	3	.000	2	.667	0

Career-Highs

Goals: N/A

Assists: 1, vs. Mercer, 9/21/13

Points: 1, vs. Mercer, 9/21/13

#21 CHANDLER STROUPE

Career Statistics

Year	GP-GS	G	A	PTS	SH	SH%	SOG	SOG%	GW
2013	6-0	0	0	0	1	.000	0	.000	0
Totals	6-0	0	0	0	1	.000	0	.000	0

Career-Highs

Goals: N/A

Assists: N/A

Points: N/A

2013 UAB Blazers Men's Soccer Match Notes

#22 DARION COPELAND

Career Statistics

Year	GP-GS	G	A	PTS	SH	SH%	SOG	SOG%	GW
2011	20-20	1	0	2	11	.091	4	.364	1
2012	20-20	2	0	4	12	.167	4	.333	0
2013	17-17	1	0	0	8	.125	3	.375	0
Totals	57-57	4	0	6	31	.129	11	.355	1

Career-Highs

Goals: 1, 4x, last vs. South Carolina, 11/3/13

Assists: N/A

Points: 1, 4x, last vs. South Carolina, 11/3/13

#23 IAN MICHALAK

Career Statistics

Year	GP-GS	G	A	PTS	SH	SH%	SOG	SOG%	GW
2011	2-0	0	0	0	0	.000	0	.000	0
2012	8-0	0	0	0	3	.000	1	.333	0
2013	13-0	1	0	2	3	.333	2	.667	0
Totals	23-0	1	0	2	6	.167	3	.500	0

Career-Highs

Goals: 1, vs. Mercer, 9/21/13

Assists: N/A

Points: 2, vs. Mercer, 9/21/13

#24 JOE RUND

Career Statistics

Year	GP-GS	G	A	PTS	SH	SH%	SOG	SOG%	GW
2013	1-0	0	0	0	0	.000	0	.000	0
Totals	1-0	0	0	0	0	.000	0	.000	0

Career-Highs

Goals: N/A

Assists: N/A

Points: N/A

#25 BLAKE GONZALEZ

Career Statistics

Year	GP-GS	G	A	PTS	SH	SH%	SOG	SOG%	GW
2013	1-0	0	0	0	0	.000	0	.000	0
Totals	1-0	0	0	0	0	.000	0	.000	0

Career-Highs

Goals: N/A

Assists: N/A

Points: N/A

#26 EVAN SCARBROUGH

Career Statistics

Year	GP-GS	G	A	PTS	SH	SH%	SOG	SOG%	GW
2013									
Totals									

Career-Highs

Goals: N/A

Assists: N/A

Points: N/A

#30 RAPHAEL VILLE

Career Statistics

Year	GP-GS	MIN	GA	GAA	SAV	PCT	REC	SHO
2012	20-20	1874:22	29	1.39	76	.724	10-8-2	3.0
2013	16-16	1441:34	16	1.00	59	.787	12-2-1	4.5
Totals	36-36	3315:56	45	1.22	135	.750	22-10-3	7.5

Career-Highs

Saves: 10, at Charlotte (8/31/12)

2013 UAB Blazers Men's Soccer Match Notes



2013 UAB Men's Soccer Statistics UAB Combined Team Statistics (as of Nov 08, 2013) All games



RECORD:	OVERALL	HOME	AWAY	NEUTRAL
ALL GAMES	12-4-1	6-2-1	5-2	1-0
CONFERENCE	5-3-1	2-1-1	3-2	0-0
NON-CONFERENCE	7-1	4-1	2-0	1-0

Date	Opponent	Score	Att.	#	Player	gp	g	a	pts	sh	sh%	sog	sog%	gw	pk-att
Aug 30	at #24 VCU	w 4-0	874	6	RUIZ, Freddy	17	11	4	26	22	.50	18	.81	4	0-0
Sep 01	vs High Point	w 5-1	274	12	CLAY, Alex	17	8	6	22	24	.33	13	.54	2	0-0
Sep 06	#8 INDIANA	wot 2-1	3205	10	NAVARRETE, Dieg	17	6	7	19	22	.27	9	.40	2	1-1
* Sep 13	#21 CHARLOTTE	To2 0-0	1776	7	HUANG, Patrick	17	4	6	14	23	.17	8	.34	0	0-0
Sep 15	EAST TENNESSEE	L 0-1	280	18	DAJANI, Rami	17	4	2	10	15	.26	8	.53	1	0-0
Sep 21	MERCER	w 4-0	404	16	ADENIRAN, Moses	14	2	4	8	16	.12	5	.31	1	0-0
Sep 25	BELMONT	w 2-0	776	19	SVANTESSON, Ian	17	2	2	6	6	.33	2	.33	1	0-0
* Sep 29	at Kentucky	w 2-1	412	14	HOWZE, Norris	16	1	1	3	9	.11	1	.11	0	0-0
Oct 02	at Memphis	w 2-1	691	3	CHESTER, Karl	7	0	3	3	7	.00	3	.42	0	0-0
* Oct 06	FLORIDA ATLANTIC	w 6-2	367	22	COPELAND, Darion	17	1	0	2	8	.12	3	.37	0	0-0
* Oct 12	at Old Dominion	Lot 2-3	496	2	ROBERTS, Pachinn	16	1	0	2	5	.20	3	.60	0	0-0
* Oct 16	FIU	w 1-0	357	23	MICHALAK, Ian	13	1	0	2	3	.33	2	.66	0	0-0
* Oct 19	at Tulsa	w 2-1	467	5	WILLEMSE, Lars	15	0	2	2	7	.00	2	.28	0	0-0
Oct 25	COLL. OF CHARLESTON	w 2-1	523	9	WICKHAM, Chase	17	0	1	1	6	.00	4	.66	0	0-0
* Oct 30	at New Mexico	L 3-4	1028	20	GETMAN, Aaron	3	0	1	1	3	.00	2	.66	0	0-0
* Nov 03	SOUTH CAROLINA	L 3-4	1021	11	ALABI, Fatai	6	0	1	1	1	.00	1	1.00	0	0-0
* Nov 08	at Marshall	w 2-1	353	4	IVERSON, Cole	12	0	1	1	1	.00	1	1.00	0	0-0
				15	NGOE, James	14	0	0	0	4	.00	2	.50	0	0-0
				17	SPOSITO, Henrique	6	0	0	0	2	.00	0	.00	0	0-0
				8	YAI, Atak	13	0	0	0	2	.00	0	.00	0	0-0
				21	STROUPE, Chandl	6	0	0	0	1	.00	0	.00	0	0-0
				30	VILLE, Raphael	16	0	0	0	0	.00	0	.00	0	0-0
				25	GONZALEZ, Blake	1	0	0	0	0	.00	0	.00	0	0-0
				24	RUND, Joe	1	0	0	0	0	.00	0	.00	0	0-0
				1	KUZMINSKY, Joe	4	0	0	0	0	.00	0	.00	0	0-0
					Total	17	42	41	125	187	.22	88	.47	12	1-1
					Opponents	17	21	14	56	253	.08	97	.38	4	3-3

TEAM STATISTICS

SHOT STATISTICS

	UAB	OPP
Goals-Shot attempts	42-187	21-253
Goals scored per game	2.47	1.24
Shot pct.	.225	.083
Shots on goal-Attempts	88-187	97-253
SOG pct.	.471	.383
Shots/Game	11.0	14.9
CORNER KICKS	74	126
PENALTY KICKS	1-1	3-3

PENALTIES

Yellow cards	17	22
Red cards	2	2

ATTENDANCE

Total	8709	4321
Dates/Avg Per Date	9/968	7/617
Neutral Site #/Avg	1/274	

Goalie

GP	Min.	GA	GAAvg	Save	Pct	W-L-T	Sho
30	1441:34	16	1.00	59	.787	12-2-1	4/1
1	121:17	5	3.71	9	.643	0-2-0	0/1
	Total	17	1562:51	21	1.21	76	.784 12-4-1 5
	Opponents	17	1562:51	42	2.42	46	.523 4-12-1 2

Goals by Period

	1st	2nd	OT	OT2	Total
UAB	20	21	1	0	42
Opponents	6	14	1	0	21

Shots by Period

	1st	2nd	OT	OT2	Total
UAB	89	90	6	2	187
Opponents	108	139	5	1	253

Saves by Period

	1st	2nd	OT	OT2	Total
UAB	32	44	0	0	76
Opponents	19	24	2	1	46

Corners by Period

	1st	2nd	OT	OT2	Total
UAB	29	44	1	0	74
Opponents	58	65	3	0	126

Fouls by Period

	1st	2nd	OT	OT2	Total
UAB	87	97	6	2	192
Opponents	92	105	3	2	202



2013 UAB Blazers Men's Soccer Match Notes



2013 UAB Men's Soccer Statistics UAB Combined Team Statistics (as of Nov 08, 2013) Conference games



RECORD:	OVERALL	HOME	AWAY	NEUTRAL
ALL GAMES	5-3-1	2-1-1	3-2	0-0
CONFERENCE	5-3-1	2-1-1	3-2	0-0
NON-CONFERENCE	0-0	0-0	0-0	0-0

Date	Opponent	Score	Att.
* Sep 13	#21 CHARLOTTE	To2 0-0	1776
* Sep 29	at Kentucky	w 2-1	412
* Oct 06	FLORIDA ATLANTIC	w 6-2	367
* Oct 12	at Old Dominion	Lot 2-3	496
* Oct 16	FIU	w 1-0	357
* Oct 19	at Tulsa	w 2-1	467
* Oct 30	at New Mexico	L 3-4	1028
* Nov 03	SOUTH CAROLINA	L 3-4	1021
* Nov 08	at Marshall	w 2-1	353

TEAM STATISTICS	UAB	OPP
SHOT STATISTICS		
Goals-Shot attempts	21-93	16-158
Goals scored per game	2.33	1.78
Shot pct.	.226	.101
Shots on goal-Attempts	48-93	69-158
SOG pct.	.516	.437
Shots/Game	10.3	17.6
CORNER KICKS	38	62
PENALTY KICKS	0-0	2-2
PENALTIES		
Yellow cards	7	14
Red cards	2	2
ATTENDANCE		
Total	3521	2756
Dates/Avg Per Date	4/880	5/551
Neutral Site #/Avg	0/0	

#	Player	gp	g	a	pts	sh	sh%	sog	sog%	gw	pk-att
12	CLAY, Alex	9	7	1	15	14	.50	10	.71	2	0-0
6	RUIZ, Freddy	9	4	4	12	12	.33	10	.83	0	0-0
10	NAVARRETE, Dieg	9	2	6	10	10	.20	4	.40	1	0-0
16	ADENIRAN, Moses	8	2	1	5	11	.18	5	.45	1	0-0
7	HUANG, Patrick	9	1	3	5	12	.08	3	.25	0	0-0
14	HOWZE, Norris	8	1	1	3	6	.16	1	.16	0	0-0
19	SVANTESSON, Ian	9	1	1	3	3	.33	1	.33	1	0-0
3	CHESTER, Karl	6	0	3	3	7	.00	3	.42	0	0-0
18	DAJANI, Rami	9	1	0	2	4	.25	3	.75	0	0-0
22	COPELAND, Darion	9	1	0	2	3	.33	2	.66	0	0-0
2	ROBERTS, Pachinn	9	1	0	2	3	.33	1	.33	0	0-0
5	WILLEMSE, Lars	8	0	1	1	1	.00	0	.00	0	0-0
11	ALABI, Fatai	5	0	1	1	0	.00	0	.00	0	0-0
9	WICKHAM, Chase	9	0	0	0	5	.00	4	.80	0	0-0
8	YAI, Atak	6	0	0	0	1	.00	0	.00	0	0-0
4	IVERSON, Cole	6	0	0	0	1	.00	1	1.00	0	0-0
30	VILLE, Raphael	8	0	0	0	0	.00	0	.00	0	0-0
23	MICHALAK, Ian	6	0	0	0	0	.00	0	.00	0	0-0
21	STROUPE, Chandl	1	0	0	0	0	.00	0	.00	0	0-0
17	SPOSITO, Henrique	2	0	0	0	0	.00	0	.00	0	0-0
15	NGOE, James	6	0	0	0	0	.00	0	.00	0	0-0
1	KUZMINSKY, Joe	2	0	0	0	0	.00	0	.00	0	0-0
Total		9	21	22	64	93	.22	48	.51	5	0-0
Opponents		9	16	11	43	158	.10	69	.43	3	2-2

#	Goalie	GP	Min.	GA	GAAvg	Save	Pct	W-L-T	Sho
30	VILLE, Raphael	8	743:01	11	1.33	41	.788	5-1-1	2/0
1	KUZMINSKY, Joe	2	90:07	5	4.99	7	.583	0-2-0	0/0
Total		9	833:08	16	1.73	53	.768	5-3-1	2
Opponents		9	833:08	21	2.27	27	.562	3-5-1	1

Goals by Period	1st	2nd	OT	OT2	Total
UAB	11	10	0	0	21
Opponents	5	10	1	0	16

Shots by Period	1st	2nd	OT	OT2	Total
UAB	45	44	2	2	93
Opponents	70	85	2	1	158

Saves by Period	1st	2nd	OT	OT2	Total
UAB	23	30	0	0	53
Opponents	12	14	0	1	27

Corners by Period	1st	2nd	OT	OT2	Total
UAB	16	21	1	0	38
Opponents	30	30	2	0	62

Fouls by Period	1st	2nd	OT	OT2	Total
UAB	52	52	2	2	108
Opponents	55	69	2	2	128



2013 UAB Blazers Men's Soccer Match Notes



Soccer Box Score (Final) 2013 UAB Men's Soccer Statistics UAB vs VCU (Aug 30, 2013 at Richmond, Va.)

UAB (1-0) vs.
VCU (0-1)
Date: Aug 30, 2013 • Attendance: 874
Weather: 79 degrees, partly cloudy

UAB	Po #	Player	Sh	SO	G	A	Fo
30	VILLE, Raphael						
4	IVERSON, Cole						
5	WILLEMSE, Lars						
7	HUANG, Patrick	1	-	-	1	-	-
8	YAI, Atak						
10	NAVARRETE, Diego	2	2	2	-	-	-
12	CLAY, Alex	1	-	-	1	-	-
14	HOWZE, Norris						
16	ADENIRAN, Moses	1	-	-	-	-	-
19	SVANTESSON, Ian						
22	COPELAND, Darion						
-- Substitutes --							
2	ROBERTS, Pachinno						
6	RUIZ, Freddy	1	1	1	-	-	-
9	WICKHAM, Chase						
15	NGOE, James	1	-	-	-	-	-
18	DAJANI, Rami	1	1	1	-	-	-
21	STROUPE, Chandler						
23	MICHALAK, Ian						
Totals			8	4	4	4	8

VCU	Po #	Player	Sh	SO	G	A	Fo
2	OWUSU, Isaac						
3	CASTILLO, Dennis	1	-	-	-	-	-
6	DE LEON, Ray						
7	MONGE-SOLANO, Jua						
8	BARNAATHAN, Dakota	1	-	-	-	-	-
12	BELMAR, Khariton	2	-	-	-	-	-
16	DUFFIE, Ritchie						
18	SHIFFMAN, Nate	1	-	-	-	-	-
19	KEITA, Assane	1	-	-	-	-	-
24	FISHER, Devon						
-- Substitutes --							
4	HARVEY, Garrett	1	-	-	-	-	-
5	PAZ, Pablo						
10	BOWIE, Romena	1	-	-	-	-	-
14	HERERA-MERAZ, Ma	1	-	-	-	-	-
22	COSTA-DORSEY, Rah	1	-	-	-	-	-
23	MANEL, Jose	1	-	-	-	-	-
Totals			12	0	0	0	5

#	Goalkeepers	Min	GA	Saves
30	VILLE, Raphael	90:00	0	4

Shots by period	1	2	Total
UAB	5	3	8
VCU	7	5	12

Corner kicks	1	2	Total
UAB	0	2	2
VCU	6	9	15

Scoring summary:
No. Time Team Goal scorer Assist Description
 1. 17:50 UAB NAVARRETE, Diego (1) HUANG, Patrick 7 through ball to 10 tap in to lower right c
 2. 29:03 UAB NAVARRETE, Diego (2) WICKHAM, Chase 10 shot from top of box to upper right cor
 3. 29:38 UAB DAJANI, Rami (1) IVERSON, Cole 18 dribbles in box, cuts back, left foot to r
 lower corner
 4. 54:42 UAB RUIZ, Freddy (1) CLAY, Alex 6 shot from top of box to upper right cor

Cautions and ejections:
 YC-UAB #14 (31:13); YC-UAB #9 (32:54)
 Win-VILLE, Raphael (1-0). Loss-WELLS, Andrew (0-1).
 Stadium: VCU's SportsBackers
 Officials: Referee: Scott Johnson; Asst. Referee: John Habina; Junior Johnson;
 Alt. Official: Lauryn Hutchinson; Timekeeper: Scott Day; Scorer: Zach Reynolds;
 Offsides: UAB 0, VCU 0.

Official's signature



Soccer Box Score (Final) 2013 UAB Men's Soccer Statistics High Point vs UAB (Sep 01, 2013 at Richmond, Va.)

High Point (0-2) vs.
UAB (2-0)
Date: Sep 01, 2013 • Attendance: 274
Weather:

High Point	Po #	Player	Sh	SO	G	A	Fo
00	MASSEY, Ryan						
2	OYEWOLE, Dolu						
4	YEARWOOD, Austin						
5	MUKUNGU, Sonny						
7	BURDON, Ben	1	-	-	-	-	-
9	NYEPON, Mamadee	2	1	1	-	-	-
11	GWEH, Matt	2	1	-	-	-	-
18	SHELTON, Pat						
19	STORM, Adam						
23	FOSTER, Cameron	1	-	-	-	-	-
24	WARE, Jonathan						
-- Substitutes --							
6	SLOAN, Brandon						
12	PUNYED, Renato						
16	WILEY, Colson						
14	RAMSELL, Chris	1	1	-	-	-	-
17	CAMPBELL, Erien						
22	DOWD, Matt						
26	SWEENEY, Collin						
Totals			7	3	1	1	8

UAB	Po #	Player	Sh	SO	G	A	Fo
30	VILLE, Raphael						
4	IVERSON, Cole						
5	WILLEMSE, Lars						
7	HUANG, Patrick	2	2	2	-	-	-
8	YAI, Atak	1	-	-	-	-	-
10	NAVARRETE, Diego	2	2	2	1	1	-
12	CLAY, Alex	1	-	-	-	-	-
14	HOWZE, Norris	1	-	-	-	-	-
16	ADENIRAN, Moses						
19	SVANTESSON, Ian						
22	COPELAND, Darion						
-- Substitutes --							
1	KUZMINSKY, Joe						
2	ROBERTS, Pachinno						
6	RUIZ, Freddy	2	2	2	-	-	-
9	WICKHAM, Chase						
15	NGOE, James	1	1	-	-	-	-
18	DAJANI, Rami	1	-	-	-	-	-
20	GEMAN, Aaron						
21	STROUPE, Chandler						
23	MICHALAK, Ian						
Totals			10	7	5	5	8

#	Goalkeepers	Min	GA	Saves
00	MASSEY, Ryan	90:00	5	2

Shots by period	1	2	Total
High Point	4	3	7
UAB	6	4	10

Corner kicks	1	2	Total
High Point	3	1	4
UAB	0	3	3

Scoring summary:
No. Time Team Goal scorer Assist Description
 1. 4:36 UAB HUANG, Patrick (1) SVANTESSON, Ian 7 shot from 25 yd. center to lower left cor
 2. 37:44 UAB RUIZ, Freddy (1) DAJANI, Rami 12 through ball to 6, finish lower left cor
 3. 43:34 UAB NYEPON, Mamadee (1) YEARWOOD, Austin 4 cross to 9 header goal lower right corne
 4. 62:17 UAB HUANG, Patrick (2) CLAY, Alex 12 cross to 7 trap, finish lower right
 5. 64:06 UAB RUIZ, Freddy (2) NAVARRETE, Diego 10 through ball to 6 finish center
 6. 68:05 UAB NAVARRETE, Diego (1) ADENIRAN, Moses 16 free kick to 10 diving header upper left

Cautions and ejections:
 YC-HPU #7 (68:02); YC-HPU #22 (77:17)
 Win-VILLE, Raphael (2-0). Loss-MASSEY, Ryan (0-2).
 Stadium: Sports Backers
 Officials: Referee: George Vergara; Asst. Referee: Mike Renner; Florian de Vries;
 Alt. Official: Keith Raffler; Scorer: Zach Reynolds;
 Offsides: High Point 4, UAB 8.

Official's signature



Soccer Box Score (Final) 2013 UAB Men's Soccer Statistics #8 Indiana vs #18 UAB (Sep 06, 2013 at Birmingham, Ala.)

Indiana (1-2-0) vs.
UAB (3-0-0)
Date: Sep 06, 2013 • Attendance: 3205
Weather:

Indiana	Po #	Player	Sh	SO	G	A	Fo
1	SODERLUND, Michael						
2	MCCONNELL, Billy	1	-	-	-	-	-
5	MCKAIN, Matt						
6	MARES, Dylan	5	-	-	-	-	-
7	PETTS, Harrison	2	-	-	-	-	-
8	KOTLOV, Nikita	7	3	1	-	-	-
10	CORRADO, A.J.	2	1	1	-	-	-
14	THOMPSON, Tommy	4	-	-	-	-	-
17	BUSHUE, Jacob	2	1	-	-	-	-
19	DOODY, Patrick						
23	BRADFORD, Karel						
-- Substitutes --							
4	HOLLINGER-JANZEN,						
9	OLIVER, Andrew						
11	THOMPSON, Tanner						
16	LAX, Dylan						
Totals			23	5	1	1	12

UAB	Po #	Player	Sh	SO	G	A	Fo
30	VILLE, Raphael						
2	ROBERTS, Pachinno						
7	HUANG, Patrick	3	2	-	-	-	-
8	YAI, Atak						
9	WICKHAM, Chase						
10	NAVARRETE, Diego	3	1	1	-	-	-
12	CLAY, Alex						
14	HOWZE, Norris						
16	ADENIRAN, Moses	2	-	-	-	-	-
19	SVANTESSON, Ian						
22	COPELAND, Darion	2	-	-	-	-	-
-- Substitutes --							
4	IVERSON, Cole						
6	RUIZ, Freddy	1	-	-	-	-	-
15	NGOE, James						
18	DAJANI, Rami	2	1	1	-	-	-
Totals			13	4	2	1	17

#	Goalkeepers	Min	GA	Saves
1	SODERLUND, Michael	99:43	2	2

Shots by period	1	2	OT	Total
Indiana	8	12	3	23
UAB	3	6	4	13

Corner kicks	1	2	OT	Total
Indiana	7	4	1	12
UAB	1	0	0	1

#	Goalkeepers	Min	GA	Saves
30	VILLE, Raphael	99:43	1	4

Saves by period	1	2	OT	Total
Indiana	0	0	2	2
UAB	2	2	0	4

Fouls	1	2	OT	Total
Indiana	4	7	1	12
UAB	5	8	4	17

Scoring summary:
No. Time Team Goal scorer Assist Description
 1. 51:52 IND CORRADO, A.J. (1) KOTLOV, Nikita Inside the box, 10 collects pass from 8, fi
 in bottom right
 2. 89:14 UAB NAVARRETE, Diego (4) Penalty kick
 3. 99:43 UAB DAJANI, Rami (2) Header off deflection

Cautions and ejections:
 YC-IND #17 (34:24); YC-UAB #8 (54:36); YC-UAB #14 (78:44);
 YC-UAB #10 (87:43); YC-IND #10 (94:16)
 Win-VILLE, Raphael (3-0-0). Loss-SODERLUND, Michael (1-2-0).
 Stadium: West Campus Field
 Officials: Referee: Peter Dhima; Asst. Referee: Brent Heidorn; Patrick Murray;
 Alt. Official: Michael Brett; Scorer: Anthony Prisco;
 Offsides: Indiana 4, UAB 0.

Official's signature



Soccer Box Score (Final) 2013 UAB Men's Soccer Statistics #21 Charlotte vs #8 UAB (Sep 13, 2013 at Birmingham, Ala.)

Charlotte2-1-1 (0-0-1) vs.
UAB3-0-1 (0-0-1)
Date: Sep 13, 2013 • Attendance: 1776
Weather:

Charlotte	Po #	Player	Sh	SO	G	A	Fo
1	DAVIS, Klay						
3	RYKER, David	1	-	-	-	-	-
4	BRADNOCK-BRENNAN						
5	ALLEN, Thomas	1	-	-	-	-	-
6	MAYHEW, Will	2	1	-	-	-	-
7	GENVILLE, Giuseppe	4	2	-	-	-	-
8	KIRKBRIDE, Aidan	2	-	-	-	-	-
10	GIBSON, Tyler	1	-	-	-	-	-
11	BRONICO, Brandt	1	-	-	-	-	-
21	PEREZ, Anthony	1	-	-	-	-	-
22	PARKER, Kyle	1	-	-	-	-	-
-- Substitutes --							
9	BOKAR, Monbo						
12	BONILLA, Dominic						
14	BARNHORST, Nick						
16	THOMAS, Robby						
18	WAECHTER, Luke						
23	AGNEW, Connor						
Totals			14	3	0	0	20

UAB	Po #	Player	Sh	SO	G	A	Fo
30	VILLE, Raphael						
2	ROBERTS, Pachinno						
7	HUANG, Patrick						
9	WICKHAM, Chase						
10	NAVARRETE, Diego						
12	CLAY, Alex	2	-	-	-	-	-
14	HOWZE, Norris	1	-	-	-	-	-
16	ADENIRAN, Moses						
18	DAJANI, Rami						
19	SVANTESSON, Ian	1	-	-	-	-	-
22	COPELAND, Darion						
-- Substitutes --							
4	IVERSON, Cole						
5	WILLEMSE, Lars						
6	RUIZ, Freddy	1	1	-	-	-	-
8	YAI, Atak						
15	NGOE, James						
17	SPOSITO, Henrique						
23	MICHALAK, Ian						
Totals			8	1	0	0	15

#	Goalkeepers	Min	GA	Saves
1	DAVIS, Klay	110:00	0	1

Shots by period	1	2	OT	O2	Total
Charlotte	6	6	1	1	14
UAB	2	2	2	2	8

Corner kicks</

2013 UAB Blazers Men's Soccer Match Notes



Soccer Box Score (Final) 2013 UAB Men's Soccer Statistics East Tennessee vs #8 UAB (Sep 15, 2013 at Birmingham, Ala.)



East Tennessee 2-1-2 (0-0-0) vs.
UAB 3-1-1 (0-0-1)
Date: Sep 15, 2013 • Attendance: 280
Weather: 85, sunny

Po #	Player	Sh	SO	G	A	Fo
gk	26 COULTER, Ryan	-	-	-	-	-
m	3 GUZMAN, Dalton	-	-	-	-	-
m	4 WOODRUFF, Blake	-	-	-	-	-
d	6 CIVILIER, Thibault	-	-	-	-	-
m	8 CALZADILLA, Luis	5	1	-	-	-
f	9 GENO, David	1	-	-	-	-
m	11 FUBARA, Itode	1	1	-	-	-
d	14 HODGES, Nate	1	-	-	-	-
f	17 NORDENSTROM, Willi	-	-	-	-	-
d	19 IBSEN, Kristoffer	-	-	-	-	-
m	24 CAMPBELL, Jonny	2	2	-	-	-
-- Substitutes --						
	2 SAAD, Jeremy	-	-	-	-	-
	10 WOJAS, Anthony	3	-	-	-	-
	18 BRANGMAN, Donte	2	-	-	-	-
	20 DYKES, Nick	-	-	-	-	-
	27 WILSON, Emmanuel	2	1	-	-	-
	TM TEAM	-	-	1	1	8
Totals		17	6	1	0	8

#	Goalkeepers	Min	GA	Saves
26	COULTER, Ryan	90:00	0	2

Shots by period	1	2	Total
East Tennessee	4	13	17
UAB	3	5	8

Corner kicks	1	2	Total
East Tennessee	1	3	4
UAB	2	5	7

Scoring summary:

No.	Time	Team	Goal scorer	Assist	Description
1.	61:09	ETSU	OWN GOAL (1)	(unassisted)	Own goal

Cautions and ejections:

Win-COULTER, Ryan (2-1-2). Loss-VILLE, Raphael (3-1-1).
Stadium: West Campus Field
Officials: Referee: Shane Butler; Asst. Referee: John Curran; Brent Heidorn;
Alt. Official: Chris Oliver; Scorer: Anthony Prisco;
Offsides: East Tennessee 0, UAB 2.

Official's signature



Soccer Box Score (Final) 2013 UAB Men's Soccer Statistics Mercer vs #20 UAB (Sep 21, 2013 at Birmingham, Ala.)



Mercer (1-6-0, 0-0-0) vs.
UAB (4-1-1, 0-0-1)
Date: Sep 21, 2013 • Attendance: 404
Weather: 70, cloudy

Po #	Player	Sh	SO	G	A	Fo
gk	1 RANJITSINGH, Greg	-	-	-	-	-
f	5 MORALES, Juan Jose	1	-	-	-	-
m	6 HEAVNER, Joey	1	1	-	-	-
m	7 MURTAUGH, David	2	1	-	-	-
d	9 O'BRIEN, Brady	-	-	-	-	-
f	10 MCKENZIE, David	-	-	-	-	-
m	11 KING, Ryan	-	-	-	-	-
m	12 POORE, Max	-	-	-	-	-
m	13 TRIPODI, Nickolas	-	-	-	-	-
d	15 SAMUELS, Ashani	1	1	-	-	-
f	20 HENRY, Ehjayson	1	-	-	-	-
-- Substitutes --						
	3 WALTERS, James	3	2	-	-	-
	8 RIGGINS, Mark	-	-	-	-	-
	14 DURU, Jordan	-	-	-	-	-
	18 SAYERS, Jason	-	-	-	-	-
	19 JONES, Will	-	-	-	-	-
Totals		9	5	0	0	12

#	Goalkeepers	Min	GA	Saves
1	RANJITSINGH, Greg	90:00	4	3

Shots by period	1	2	Total
Mercer	3	6	9
UAB	6	9	15

Corner kicks	1	2	Total
Mercer	4	2	6
UAB	3	5	8

Scoring summary:

No.	Time	Team	Goal scorer	Assist	Description
1.	42:06	UAB	OWN GOAL (1)	(unassisted)	Own goal
2.	49:25	UAB	SVANTESSON, Ian (1)	HUANG, Patrick	Header off corner
3.	59:59	UAB	RUIZ, Freddy (4)	WILLEMSSE, Lars	Top of the box, puts in top right
4.	85:40	UAB	MICHALAK, Ian (1)	GETMAN, Aaron	Collected rebound

Cautions and ejections:

Win-VILLE, Raphael (4-1-1). Loss-RANJITSINGH, Greg (1-6-0).
Stadium: West Campus Field
Officials: Referee: Lance van Haltsma; Asst. Referee: Brent Heidorn; Benjamin Rasbury;
Alt. Official: Patrick Murray; Scorer: Anthony Prisco;
Offsides: Mercer 0, UAB 0.

Official's signature



Soccer Box Score (Final) 2013 UAB Men's Soccer Statistics Belmont vs #14 UAB (Sep 25, 2013 at Birmingham, Ala.)



Belmont 3-3-1 (0-0-0) vs.
UAB 5-1-1 (0-0-1)
Date: Sep 25, 2013 • Attendance: 776
Weather:

Po #	Player	Sh	SO	G	A	Fo
gk	1 Grayson Rector	-	-	-	-	-
d	2 Charlie Dankert	-	-	-	-	-
d	3 Sam Black	-	-	-	-	-
d	4 Nat Hubert	-	-	-	-	-
m	6 Luca Schioppa	1	1	-	-	-
m	7 Nico Olsak	2	1	-	-	-
m	8 Raphael Colmanette	-	-	-	-	-
f	11 Joonas Bask	-	-	-	-	-
d	12 Alfred Edmonds	2	-	-	-	-
m	17 Tyler Vieth	-	-	-	-	-
f	22 AJ Arnold	-	-	-	-	-
-- Substitutes --						
	13 Nicolas Ricard	-	-	-	-	-
	14 Ryan Tapley	-	-	-	-	-
	15 Sam Miller	-	-	-	-	-
	16 Cody Stratton	-	-	-	-	-
	31 Tyler Patterson	-	-	-	-	-
Totals		5	2	0	0	7

#	Goalkeepers	Min	GA	Saves
1	Grayson Rector	90:00	2	5

Shots by period	1	2	Total
Belmont	3	2	5
UAB	9	11	20

Corner kicks	1	2	Total
Belmont	2	5	7
UAB	3	2	5

Scoring summary:

No.	Time	Team	Goal scorer	Assist	Description
1.	17:04	UAB	RUIZ, Freddy (5)	CLAY, Alex	Beats keeper to his right
2.	70:51	UAB	CLAY, Alex (1)	(unassisted)	Breakaway, top right corner

Cautions and ejections:

YC-UAB #14 (54:37)
Win-VILLE, Raphael (5-1-1). Loss-Grayson Rector (3-3-1).
Stadium: West Campus Field
Officials: Referee: Richonne Clark; Asst. Referee: Bob Johnson; Steve Walker;
Alt. Official: Michael Brett; Scorer: Anthony Prisco;
Offsides: Belmont 4, UAB 1.

Official's signature



Soccer Box Score (Final) 2013 UAB Men's Soccer Statistics #14 UAB vs Kentucky (Sept. 29 at Lexington, Ky.)



UAB (6-1-1, 1-0-1 C-USA) vs.
Kentucky (2-5-0, 0-1-0 C-USA)
Date: Sept. 29 • Attendance: 412
Weather:

Po #	Player	Sh	SO	G	A	Fo
gk	30 VILLE, Raphael	-	-	-	-	-
m	2 ROBERTS, Pachino	-	-	-	-	-
d	6 RUIZ, Freddy	1	1	-	-	-
d	7 HUANG, Patrick	-	-	-	-	-
9	WICKHAM, Chase	1	1	-	-	-
10	WICKHAM, Chase	-	-	-	-	-
12	CLAY, Alex	1	1	-	-	-
14	HOWZE, Norris	-	-	-	-	-
16	ADENIRAN, Moses	1	-	-	-	-
19	SVANTESSON, Ian	1	1	-	-	-
22	COPELAND, Darion	-	-	-	-	-
-- Substitutes --						
	5 WILLEMSSE, Lars	-	-	-	-	-
	8 YAI, Atak	-	-	-	-	-
	15 NGOE, James	1	-	-	-	-
	16 ADENIRAN, Moses	1	-	-	-	-
	17 SPOSITO, Henrique	-	-	-	-	-
	18 DAJANI, Rami	-	-	-	-	-
	23 MICHALAK, Ian	-	-	-	-	-
Totals		5	4	2	2	14

#	Goalkeepers	Min	GA	Saves
30	VILLE, Raphael	90:00	1	4
TM TEAM		0:00	0	3

Shots by period	1	2	Total
UAB	4	1	5
Kentucky	9	10	19

Corner kicks	1	2	Total
UAB	1	5	6
Kentucky	8	6	14

Scoring summary:

No.	Time	Team	Goal scorer	Assist	Description
1.	2:56	UAB	CLAY, Alex (2)	RUIZ, Freddy	beat backline down far side, first shot sav rebounded and finished
2.	29:06	UAB	SVANTESSON, Ian (2)	HUANG, Patrick	corner from near side, headed in after def
3.	89:53	UK	Brad Doliner (2)	Penalty kick	

Cautions and ejections:

YC-UK #24 (72:40); YC-UAB #7 (88:11)
Win-VILLE, Raphael (6-1-1). Loss-Callum Irving (2-2-0).
Stadium: UK Soccer Complex
Officials: Referee: Douglas Wolf; Asst. Referee: Chad Collins; Aaron Henandez;
Alt. Official: Andre Johannes; Timekeeper: Duncan Smith; Scorer: Brent Ingram;
Offsides: UAB 7, Kentucky 0.

Official's signature

2013 UAB Blazers Men's Soccer Match Notes



Soccer Box Score (Final) 2013 UAB Men's Soccer Statistics #15 UAB vs Memphis (Oct 02, 2013 at Memphis, Tenn.)



UAB (7-1-1, 1-0-1) vs.
Memphis (6-3-1, 1-1-0)
Date: Oct 02, 2013 • Attendance: 691
Weather: 75, Clear

UAB	Po #	Player	Sh	SO	G	A	Fo
	q	30 VILLE, Raphael	-	-	-	-	-
	m	2 ROBERTS, Pachinno	-	-	-	-	-
	f	6 RUIZ, Freddy	1	1	1	-	-
	m	7 HUANG, Patrick	-	-	1	-	-
	d	9 WICKHAM, Chase	-	-	-	-	-
	m	12 CLAY, Alex	-	-	-	-	-
	m	14 HOWZE, Norris	1	-	-	-	-
	d	16 ADENIRAN, Moses	-	-	-	-	-
	d	18 DAJANI, Rami	2	1	1	-	-
	d	19 SVANTESSON, Ian	-	-	-	-	-
	d	22 COPELAND, Darion	1	-	-	-	-
		-- Substitutes --					
	5	WILLEMSE, Lars	3	1	-	-	-
	8	YAI, Atak	-	-	-	-	-
	10	NAVARRETE, Diego	1	-	-	-	-
	15	NGOE, James	-	-	-	-	-
	17	SPOSITO, Henrique	-	-	-	-	-
	21	STROUPE, Chandler	-	-	-	-	-
	23	MICHALAK, Ian	-	-	-	-	-
		Totals	9	3	2	2	11

#	Goalkeepers	Min	GA	Saves
30	VILLE, Raphael	90:00	1	2

Shots by period	1	2	Total
UAB	8	1	9
Memphis	3	10	13

Corner kicks	1	2	Total
UAB	1	3	4
Memphis	5	6	11

Scoring summary:	No.	Time	Team	Goal scorer	Assist	Description
	1.	18:38	UAB	DAJANI, Rami (3)	(unassisted)	shot from middle of box
	2.	24:34	UAB	RUIZ, Freddy (6)	DAJANI, Rami	brought keeper out, finished in right cor
	3.	78:52	MEM	SHERROD, Mark (3)	HUANG, Patrick	Penalty kick

Cautions and ejections:
YC-MEM #16 (55:11); YC-UAB #19 (73:03); YC-UAB #22 (78:52)

Win-VILLE, Raphael (7-1-1). Loss-UZCATEGUI, Cody (6-3-1).
Stadium: Mike Rose Stadium
Officials: Referee: Khalaf Al-Latayfeh; Asst. Referee: Cesar Ibarra; Mark Herrington;
Alt. Official: Michael Mears; Timekeeper: Mark Taylor; Scorer: Blake Barington;
Offsides: UAB 4, Memphis 2.

Official's signature



Soccer Box Score (Final) 2013 UAB Men's Soccer Statistics Florida Atlantic vs #15 UAB (Oct 06, 2013 at Birmingham, Ala.)



Florida Atlantic 5-1-1 (1-1-0) vs.
UAB 8-1-1 (2-0-1)
Date: Oct 06, 2013 • Attendance: 367
Weather: Rainy, 70 degrees

Florida Atlantic	Po #	Player	Sh	SO	G	A	Fo
	gk	1 Theo Jamilloux	-	-	-	-	-
	d	2 Braxton Fuster	1	1	-	-	-
	d	5 Joachim Hansteen	1	-	-	-	-
	f	6 Ryan Price	1	-	-	-	-
	m	7 Deniz Borkurt	2	-	-	-	-
	m	8 Sean Gossman	-	-	-	-	-
	d	15 Owen McCorkle	-	-	-	-	-
	f	16 Jason Fitzgerald	1	-	-	-	-
	m	18 Ramin Rahemi	2	-	-	-	-
	m	20 Ronald Garcia	3	1	-	-	-
	d	22 Cole Juavanie	2	1	-	-	-
		-- Substitutes --					
	4	Ramon Whittaker	-	-	-	-	-
	10	Daniel Montoya	-	-	1	-	-
	13	Jason Garcia	1	1	-	-	-
	28	Scott Cohen	1	1	-	-	-
	TM TEAM	-	-	1	-	-	-
		Totals	16	7	2	1	5

#	Goalkeepers	Min	GA	Saves
1	Theo Jamilloux	90:00	6	5

Shots by period	1	2	Total
Florida Atlantic	8	8	16
UAB	8	9	17

Corner kicks	1	2	Total
Florida Atlantic	3	0	3
UAB	2	2	4

Scoring summary:	No.	Time	Team	Goal scorer	Assist	Description
	1.	18:00	UAB	ROBERTS, Pachinno (1)	NAVARRETE, Diego	Collects unsettled ball in front
	2.	23:31	UAB	CLAY, Alex (3)	NAVARRETE, Diego	10 plays ball to 12, one on one
	3.	28:19	UAB	NAVARRETE, Diego (5)	HUANG, Patrick	to lower left corner
	4.	55:15	FAU	OWN GOAL	(unassisted)	Own goal
	5.	66:18	FAU	Jason Garcia (1)	Daniel Montoya	Collects cross, into top right corner
	6.	72:09	UAB	NAVARRETE, Diego (6)	ADENIRAN, Moses	Top right corner
	7.	75:22	UAB	RUIZ, Freddy (7)	NAVARRETE, Diego	10 needs to 6, one-on-one, lower right
	8.	79:23	UAB	RUIZ, Freddy (8)	NAVARRETE, Diego	10 passes to 6, one-on-one

Cautions and ejections:

Win-VILLE, Raphael (8-1-1). Loss-Theo Jamilloux (5-1-1).
Stadium: West Campus Field
Officials: Referee: Andrew Chapin; Asst. Referee: Michael Scabatte; Guido Gonzales;
Alt. Official: Ethan Beisher; Scorer: Anthony Prisco;
Offsides: Florida Atlantic 2, UAB 1.

Official's signature



Soccer Box Score (Final) 2013 UAB Men's Soccer Statistics #10 UAB vs Old Dominion (Oct 12, 2013 at Norfolk, VA)



UAB 8-2-1 (2-1-1) vs.
Old Dominion 6-3-1 (3-1-1)
Date: Oct 12, 2013 • Attendance: 496
Weather:

UAB	Po #	Player	Sh	SO	G	A	Fo
	gk	30 VILLE, Raphael	-	-	-	-	-
	m	2 ROBERTS, Pachinno	-	-	-	-	-
	f	6 RUIZ, Freddy	2	1	1	-	-
	m	7 HUANG, Patrick	2	2	1	-	-
	9	WICKHAM, Chase	1	1	-	-	-
	10	NAVARRETE, Diego	1	1	-	-	-
	12	CLAY, Alex	1	1	-	-	-
	14	HOWZE, Norris	-	-	-	-	-
	16	ADENIRAN, Moses	1	-	-	-	-
	19	SVANTESSON, Ian	-	-	-	-	-
	22	COPELAND, Darion	1	-	-	-	-
		-- Substitutes --					
	3	CHESTER, Karl	1	-	-	-	-
	4	IVERSON, Cole	-	-	-	-	-
	8	YAI, Atak	-	-	-	-	-
	15	NGOE, James	-	-	-	-	-
	18	DAJANI, Rami	1	1	-	-	-
		Totals	11	7	2	1	8

#	Goalkeepers	Min	GA	Saves
30	VILLE, Raphael	93:08	3	5

Shots by period	1	2	OT	Total
UAB	6	5	0	11
Old Dominion	7	12	1	20

Corner kicks	1	2	OT	Total
UAB	1	1	0	2
Old Dominion	3	5	0	8

Scoring summary:	No.	Time	Team	Goal scorer	Assist	Description
	1.	0:31	UAB	RUIZ, Freddy (9)	NAVARRETE, Diego	give and go
	2.	38:13	ODU	ASANTE, Gideon (2)	HUTCHINSON, Nicholas	touch pass from Hutchinson
	3.	43:30	UAB	HUANG, Patrick (3)	(unassisted)	off free kick
	4.	88:50	ODU	NELSON, Michael (2)	CONDOTTA, Ryan	collected off rebound
	5.	93:08	ODU	HOPKINSON, Tim (8)	NELSON, Michael	headed in pass

Cautions and ejections:

Win-STOWE, Sean (6-2-1). Loss-VILLE, Raphael (8-2-1).
Stadium: ODU Soccer Complex
Officials: Referee: Abbas Piran; Asst. Referee: Joe Biava; Matthew Franz;
Alt. Official: Chip Boatwright;
Offsides: UAB 3, Old Dominion 1.

Official's signature



Soccer Box Score (Final) 2013 UAB Men's Soccer Statistics FIU vs #13 UAB (Oct 16, 2013 at Birmingham, Ala.)



FIU 5-7-0 (1-3-0) vs.
UAB 9-2-1 (3-1-1)
Date: Oct 16, 2013 • Attendance: 357
Weather:

FIU	Po #	Player	Sh	SO	G	A	Fo
	gk	0 MION, Daniel	-	-	-	-	-
	d	2 BRAY, Luke	-	-	-	-	-
	d	5 HEZEL, Marvin	1	-	-	-	-
	m	6 MILSAINT, Nelson	-	-	-	-	-
	f	7 ALBRECHT, Quentin	3	1	-	-	-
	m	15 FRECHILLA, Gonzalo	2	1	-	-	-
	m	16 LONGO, Ismael	1	1	-	-	-
	d	17 LINDQUIST, Lyle	-	-	-	-	-
	m	20 ALTERIO, Roberto	1	-	-	-	-
	m	21 MIDTUN, Nicholas	2	-	-	-	-
	d	23 BARBAR, Kevin	1	-	-	-	-
		-- Substitutes --					
	3	McFarlane, Sean	4	1	-	-	-
	10	ESPANA, Angel Josue	1	1	-	-	-
	11	BETANCUR, Luis	-	-	-	-	-
	14	CAMPION-HINDS, Ja	-	-	-	-	-
	18	GONZALEZ, Daniel	-	-	-	-	-
		Totals	16	5	0	0	21

#	Goalkeepers	Min	GA	Saves
0	MION, Daniel	90:00	1	1

Shots by period	1	2	Total
FIU	7	9	16
UAB	1	4	5

Corner kicks	1	2	Total
FIU	4	2	6
UAB	3	4	7

Scoring summary:	No.	Time	Team	Goal scorer	Assist	Description
	1.	47:07	UAB	CLAY, Alex (4)	RUIZ, Freddy	6 chips to 12, top right corner

Cautions and ejections:
YC-UAB #14 (23:57); YC-FIU #7 (31:04); YC-UAB #11 (35:29);
YC-FIU #21 (44:56); YC-FIU #2 (83:06); YC-UAB #12 (86:26)

Win-VILLE, Raphael (9-2-1). Loss-MION, Daniel (1-2-0).
Stadium: West Campus Field
Officials: Referee: Terry Vaughn; Asst. Referee: Guido Gonzales; Eric Zimmer;
Alt. Official: Christopher Oliver; Scorer: Anthony Prisco;
Offsides: FIU 0, UAB 3.

Official's signature

2013 UAB Blazers Men's Soccer Match Notes



Soccer Box Score (Final) 2013 UAB Men's Soccer Statistics #13 UAB vs Tulsa (Oct 19, 2013 at Tulsa, Okla.)



UAB (10-2-1, 4-1-1 C-USA) vs. Tulsa (7-5-1, 2-3 C-USA)
Date: Oct 19, 2013 • Attendance: 467
Weather: 62 degrees, winds from SSW at 9 mph, fair

Goals by period	1	2	Total
UAB	0	2	2
Tulsa	1	0	1

UAB	Po #	Player	Sh	SO	G	A	Fo
gk	30	VILLE, Raphael	-	-	-	-	-
mf	2	ROBERTS, Pachino	-	-	-	-	-
f	6	RUIZ, Freddy	2	2	-	-	-
mf	7	HUANG, Patrick	2	-	-	-	-
mf	9	WICKHAM, Chase	1	1	-	-	-
f	10	NAVARRETE, Diego	-	-	-	-	-
mf	12	CLAY, Alex	1	-	1	-	-
mf	14	HOWZE, Norris	-	-	-	-	-
mf	16	ADENIRAN, Moses	5	2	1	-	-
d	19	SVANTESSON, Ian	1	-	-	-	-
d	22	COPELAND, Darion	1	1	-	-	-
-- Substitutes --							
	3	CHESTER, Karl	2	1	-	1	-
	5	WILLEMSE, Lars	-	-	-	-	-
	11	ALABI, Fatai	-	-	-	1	-
	18	DAJANI, Rami	2	2	1	-	-
	23	MICHALAK, Ian	-	-	-	-	-
Totals							

Tulsa	Po #	Player	Sh	SO	G	A	Fo
gk	1	MCGUIRE, Jake	-	-	-	-	-
d	2	DUNCAN, Quinton	-	-	-	-	-
f	4	BARRETT, Akell	2	-	-	-	-
mf	9	MATA, Omar	-	-	-	-	-
d	10	ROCHA, Tony	2	1	-	-	-
f	11	CUMINGS, Kyle	1	1	-	-	-
mf	13	MATAMOROS, Abe	-	-	-	-	-
f	14	MATA, Cristian	4	3	1	-	-
mf	18	ALEXANDER, Dillon	-	-	-	-	-
d	21	KNOWLES-RAMIREZ, Brad	-	-	-	1	-
d	22	BOURGEIS, Bradley	-	-	-	-	-
-- Substitutes --							
	6	FOLLENSBEE, Bryce	1	-	-	-	-
	12	DRACKETT, Cameron	-	-	-	-	-
	16	SAARI, Ray	1	1	-	-	-
Totals							

#	Goalkeepers	Min	GA	Saves
30	VILLE, Raphael	90:00	1	5
TM	TEAM			

#	Goalkeepers	Min	GA	Saves
1	MCGUIRE, Jake	90:00	2	5
TM	TEAM	0:00	0	2

Shots by period	1	2	Total
UAB	7	10	17
Tulsa	6	5	11

Saves by period	1	2	Total
UAB	1	4	5
Tulsa	3	4	7

Corner kicks	1	2	Total
UAB	4	1	5
Tulsa	1	3	4

Fouls	1	2	Total
UAB	6	3	9
Tulsa	7	6	13

Scoring summary:

No.	Time	Team	Goal scorer	Assist	Description
1.	11:56	Tulsa	MATA, Cristian (9)	KNOWLES-RAMIREZ, B.	Chipped over the goal keeper from 19 yard
2.	60:57	UAB	DAJANI, Rami (4)	CHESTER, Karl	Into the right corner of the net from 5 yard
3.	82:39	UAB	ADENIRAN, Moses (1)	ALABI, Fatai	Under the goal keeper's outstretched arm yards out.

Cautions and ejections:

YC-UAB #16 (44:34); YC-TLS #2 (64:11)

Win-VILLE, Raphael (10-2-1). Loss-MCGUIRE, Jake (4-4-1).
Stadium: Hurricane Stadium
Officials: Referee: Misal Tsapos; Asst. Referee: Julio Villanuel; Jack Dammill;
Alt. Official: Jared Rigby; Timekeeper: TU AMR; Scorer: TU AMR;
Offsides: UAB 5, Tulsa 1.

Official's signature



Soccer Box Score (Final) 2013 UAB Men's Soccer Statistics Coll. of Charleston vs #10 UAB (Oct 25, 2013 at Birmingham, Ala.)



Coll. of Charleston 2-10-1 (0-3-1) vs. UAB11-2-1 (4-1-1)
Date: Oct 25, 2013 • Attendance: 523
Weather:

Goals by period	1	2	Total
Coll. of Charleston	1	0	1
UAB	0	2	2

Coll. of Charleston	Po #	Player	Sh	SO	G	A	Fo
gk	1	Heemskerck, Kees	-	-	-	-	-
d	2	Mcgowan, Tam	-	-	-	-	-
d	3	Coons, Tucker	-	-	-	-	-
d	4	Brinkman, Daan	-	-	-	-	-
f	5	Clay, Tanner	1	-	-	-	-
m	8	Peterson, Troy	3	1	1	-	-
m	10	Currie, Jake	2	1	1	-	-
m	11	Crook, Ike	1	1	-	-	-
f	13	Purvis, Adam	1	1	-	-	-
d	17	Coons, Connor	-	-	-	-	-
f	19	Rajpaul, Xavier	1	-	-	-	-
-- Substitutes --							
	6	Clark, Erik	-	-	-	-	-
	7	Noel, Adan	-	-	-	-	-
	15	King, Brock	-	-	-	-	-
	16	Allanic, Brice	-	-	-	-	-
Totals							

UAB	Po #	Player	Sh	SO	G	A	Fo
gk	30	VILLE, Raphael	-	-	-	-	-
f	6	RUIZ, Freddy	1	1	1	-	-
m	7	HUANG, Patrick	1	1	1	-	-
m	9	WICKHAM, Chase	-	-	-	-	-
f	10	NAVARRETE, Diego	1	-	-	-	-
m	11	ALABI, Fatai	1	1	-	-	-
m	12	CLAY, Alex	2	-	1	-	-
m	14	HOWZE, Norris	1	-	-	-	-
m	16	ADENIRAN, Moses	1	-	2	-	-
d	19	SVANTESSON, Ian	-	-	-	-	-
d	22	COPELAND, Darion	-	-	-	-	-
-- Substitutes --							
	3	CHESTER, Karl	-	-	-	-	-
	4	IVERSON, Cole	-	-	-	-	-
	5	WILLEMSE, Lars	1	1	-	-	-
	15	NGOE, James	-	-	-	-	-
	18	DAJANI, Rami	2	2	-	-	-
	23	MICHALAK, Ian	-	-	-	-	-
Totals							

#	Goalkeepers	Min	GA	Saves
1	Heemskerck, Kees	90:00	2	4
TM	TEAM			

#	Goalkeepers	Min	GA	Saves
30	VILLE, Raphael	90:00	1	3
TM	TEAM			

Shots by period	1	2	Total
Coll. of Charleston	6	3	9
UAB	4	7	11

Saves by period	1	2	Total
Coll. of Charleston	2	2	4
UAB	2	1	3

Corner kicks	1	2	Total
Coll. of Charleston	0	5	5
UAB	3	3	6

Fouls	1	2	Total
Coll. of Charleston	8	3	11
UAB	6	8	14

Scoring summary:

No.	Time	Team	Goal scorer	Assist	Description
1.	14:31	COFC	Peterson, Troy	Currie, Jake	Header off free kick from 7
2.	78:47	UAB	HUANG, Patrick (4)	ADENIRAN, Moses	16 cross to 12, one touch to 7
3.	86:55	UAB	RUIZ, Freddy (10)	ADENIRAN, Moses	Lower right corner

Cautions and ejections:

YC-COFC #8 (31:53); YC-UAB #11 (65:27); YC-COFC #3 (85:38); YC-UAB #15 (89:52)

Win-VILLE, Raphael. Loss-Heemskerck, Kees.
Stadium: West Campus Field
Officials: Referee: Hidajet Tica; Asst. Referee: David Jaye; Brent Heidorn;
Alt. Official: Robert Johnson; Scorer: Brandon Lee;
Offsides: Coll. of Charleston 2, UAB 2.

Official's signature



Soccer Box Score (Final) 2013 UAB Men's Soccer Statistics #10 UAB vs New Mexico (Oct 30, 2013 at Albuquerque, N.M.)



UAB11-3-1 (4-2-1 C-USA) vs. New Mexico9-4-2 (5-1-1 C-USA)
Date: Oct 30, 2013 • Attendance: 1028
Weather: 54 degrees with winds up to 25 mph

Goals by period	1	2	Total
UAB	2	1	3
New Mexico	2	2	4

UAB	Po #	Player	Sh	SO	G	A	Fo
gk	30	VILLE, Raphael	-	-	-	-	-
	2	ROBERTS, Pachino	-	-	-	-	-
	6	RUIZ, Freddy	1	1	1	-	-
	9	WICKHAM, Chase	1	-	-	-	-
	10	NAVARRETE, Diego	1	1	-	-	-
	12	CLAY, Alex	2	2	2	-	-
	14	HOWZE, Norris	-	-	-	-	-
	16	ADENIRAN, Moses	-	-	-	-	-
	19	SVANTESSON, Ian	-	-	-	-	-
	22	COPELAND, Darion	-	-	-	-	-
-- Substitutes --							
	1	KUZMINSKY, Joe	-	-	-	-	-
	3	CHESTER, Karl	-	-	-	-	-
	4	IVERSON, Cole	-	-	-	-	-
	5	WILLEMSE, Lars	-	-	-	-	-
	11	ALABI, Fatai	-	-	-	-	-
	15	NGOE, James	-	-	-	-	-
	18	DAJANI, Rami	-	-	-	-	-
Totals							

New Mexico	Po #	Player	Sh	SO	G	A	Fo
gk	0	LISCH, Michael	-	-	-	-	-
	3	GIBBONS, Mathew	-	-	1	-	-
	6	MCKENDRY, Ben	5	2	1	-	-
	7	ROGERS, James	2	1	-	-	-
	10	KAFARI, Michael	1	-	-	-	-
	11	CALDERON, Michael	3	2	1	-	-
	12	VENTER, Kyle	1	1	-	-	-
	14	WEHMAN, Chris	2	1	-	-	-
	15	GURULE, Chris	1	1	-	-	-
	17	ROCHOWSKI, Nichola	-	-	-	-	-
	21	FISHER, Oniel	-	-	-	-	-
-- Substitutes --							
	4	MCGOVERN, Riley	1	1	1	-	-
	5	MIELE, Nick	1	1	-	-	-
	24	HANSEN, Niko	2	2	1	-	-
	27	WYPYCH, James	-	-	-	-	-
Totals							

#	Goalkeepers	Min	GA	Saves
30	VILLE, Raphael	89:53	3	7
1	KUZMINSKY, Joe	0:07	1	0
TM	TEAM	0:00	0	1

#	Goalkeepers	Min	GA	Saves
0	LISCH, Michael	90:00	3	1
TM	TEAM			

Shots by period	1	2	Total
UAB	3	1	4
New Mexico	10	9	19

Saves by period	1	2	Total
UAB	3	1	4
New Mexico	1	0	1

Corner kicks	1	2	Total
UAB	0	2	2
New Mexico	5	4	9

Fouls	1	2	Total
UAB	6	10	16
New Mexico	3	5	8

Scoring summary:

No.	Time	Team	Goal scorer	Assist	Description
1.	21:39	UAB	RUIZ, Freddy (11)	(unassisted)	Drives across box, gathered at far post and from 7 yards out.
2.	23:25	UAB	CLAY, Alex (5)	(unassisted)	Take away from backline, and shot to far top of box.
3.	39:22	NM	MCGOVERN, Riley (3)	HANSEN, Niko	24 with pass to 4 on the run at edge of th with shot to far post.
4.	40:39	NM	HANSEN, Niko (7)	MCGOVERN, Riley	4 drives to edge of box with pass across t middle of box.
5.	80:57	NM	MCKENDRY, Ben (3)	GIBBONS, Mathew	3 with deep ball to edge of box, 6 gathere shot far post.
6.	88:15	UAB	CLAY, Alex (6)	CHESTER, Karl	3 on counter attack to 12 on left side of b high over gk.
7.	89:53	NM	CALDERON, Michael (5)	Penalty kick.	

Cautions and

2013 UAB Blazers Men's Soccer Match Notes



Soccer Box Score (Final)
2013 UAB Men's Soccer Statistics
#17 UAB vs Marshall (Nov 08, 2013 at Huntington, W.Va.)



UAB (12-4-1, 5-3-1 C-USA) vs.
Marshall (2-11-6, 0-6-3 C-USA)
Date: Nov 08, 2013 • Attendance: 353
Weather: Mostly clear, 46 degrees

UAB	Player	Sh	SO	G	A	Fo
gk	30 VILLE, Raphael	-	-	-	-	-
m	2 ROBERTS, Pachinno	1	-	-	-	-
d	5 WILLEMSE, Lars	-	-	1	-	-
f	6 RUIZ, Freddy	1	1	-	1	-
m	7 HUANG, Patrick	1	-	-	-	-
m	9 WICKHAM, Chase	-	-	-	-	-
f	10 NAVARRETE, Diego	3	-	-	-	-
m	11 ALABI, Fatai	-	-	-	-	-
m	12 CLAY, Alex	4	3	2	-	-
d	19 SVANTESSON, Ian	-	-	-	-	-
d	22 COPELAND, Darion	-	-	-	-	-
	-- Substitutes --					
	3 CHESTER, Karl	1	-	-	1	-
	4 IVERSON, Cole	-	-	-	-	-
	8 YAI, Atak	-	-	-	-	-
	15 NGOE, James	-	-	-	-	-
	18 DAJANI, Rami	-	-	-	-	-
	23 MICHALAK, Ian	-	-	-	-	-
	Totals	11	4	2	3	8

#	Goalkeepers	Min	GA	Saves
30	VILLE, Raphael	90:00	1	7

Shots by period	1	2	Total
UAB	7	4	11
Marshall	5	17	22

Corner kicks	1	2	Total
UAB	1	1	2
Marshall	4	5	9

Scoring summary:

No.	Time	Team	Goal scorer	Assist	Description
1.	6:14	UAB	CLAY, Alex (7)	RUIZ, Freddy	strike from 10 yards out
2.	60:38	UAB	CLAY, Alex (8)	WILLEMSE, Lars	
3.	82:57	MARSH	Jahvon Allison	CHESTER, Karl (unassisted)	

Cautions and ejections:

YC-MARSHALL #TM (65:39); YC-MARSHALL #6 (72:07)

Win-VILLE, Raphael (12-2-1). Loss-Tyler Atwell (0-5-2).

Stadium: Veterans Memorial SC

Officials: Referee: Brandon Marion; Asst. Referee: Nate Curley; Chad Collins;

Alt. Official: Bradley Jordan; Timekeeper: Betsy Haugh; Scorer: Carly Weisenbach;

Offsides: UAB 0, Marshall 0.

Goals by period	1	2	Total
UAB	1	1	2
Marshall	0	1	1

Marshall	Player	Sh	SO	G	A	Fo
gk	26 Tyler Atwell	-	-	-	-	-
f	2 Tommy Trupo	2	-	-	-	-
d	4 Matt Freeman	2	-	-	-	-
m	6 Anthony Virgara	1	1	-	-	-
m	10 Jahvon Allison	4	2	1	-	-
d	14 Jack Hopkins	4	1	-	-	-
d	16 Cody Partyka	-	-	-	-	-
m	20 Zach Hunter	4	3	-	-	-
m	21 Ben Holt	1	1	-	-	-
d	23 Travis Brent	-	-	-	-	-
d	24 Nick Edinton	2	-	-	-	-
	-- Substitutes --					
	22 Daniel Jodah	2	-	-	-	-
	Totals	22	8	1	0	7

#	Goalkeepers	Min	GA	Saves
26	Tyler Atwell	90:00	2	2

Saves by period	1	2	Total
UAB	2	5	7
Marshall	2	0	2

Fouls	1	2	Total
UAB	2	6	8
Marshall	3	4	7

Official's signature _____



2013 UAB Blazers Men's Soccer Match Notes



Conference USA Tournament All-Time Results (9-15-1)

2012 - Regions Park - Birmingham, Ala.

Quarterfinals - UAB 3, UCF 1
Semifinals - Tulsa 1, UAB 0 (2OT)

2011 - Hurricane Soccer and Track Stadium - Tulsa, Okla.

Semifinals - UAB 1, UCF 0
Final - Tulsa 2, UAB 0

2010 - Mike Rose Soccer Complex - Memphis, Tenn.

Quarterfinals - Tulsa 1, UAB 0

2008 - Westcott Field - Dallas, Texas

Quarterfinals - Tulsa 4, UAB 2

2007 - West Campus Field - Birmingham, Ala.

Quarterfinals - Tulsa 1, UAB 0

2006 - Hurricane Soccer and Track Stadium - Tulsa, Okla.

Quarterfinals - UAB 3, South Carolina 2
Semifinals - SMU 1, UAB 1
(SMU advances via PK, 3-1)

2005 - Westcott Field - Dallas, Texas

Quarterfinals - Memphis 2, UAB 1

2004 - Cardinal Park Stadium - Louisville, Ky.

Semifinals - UAB 1, Charlotte 0 (2OT)
Final - Memphis 3, UAB 2

2003 - Mike Rose Soccer Complex - Memphis, Tenn.

Quarterfinals - UAB 2, Louisville 1
Semifinals - Saint Louis 5, UAB 1

2002 - Robert R. Hermann Stadium - St. Louis, Mo.

Quarterfinals - Louisville 1, UAB 0

2001 - USF Soccer Stadium - Tampa, Fla.

Semifinals - Marquette 4, UAB 1

2000 - Robert Hermann Stadium - St. Louis, Mo.

Semifinals - UAB 2, Louisville 0
Final - Saint Louis 2, UAB 1

1999 - West Campus Field - Birmingham, Ala.

Semifinals - UAB 4, USF 0
Final - UAB 4, Saint Louis 0

1998

Quarterfinals - Marquette 3, UAB 1

1997

Quarterfinals - Charlotte 2, UAB 0

1996

Quarterfinals - Marquette 2, UAB 0

Against 2013 Conference USA Tournament Opponents

New Mexico

Joined Conference USA in 2013

Old Dominion

Joined Conference USA in 2013

South Carolina (1-1)

2010 - Quarterfinals - South Carolina 2, UAB 1
2006 - Quarterfinals - UAB 3, South Carolina 2

Tulsa (0-4)

2012 - Semifinal - Tulsa 1, UAB 0 (2OT)
2011 - Final - Tulsa 2, UAB 0
2008 - Quarterfinals - Tulsa 4, UAB 2
2007 - Quarterfinals - Tulsa 1, UAB 0

Charlotte (1-1)

2004 - Semifinals - UAB 1, Charlotte 0 (2OT)
1997 - Quarterfinals - Charlotte 2, UAB 0

Kentucky

Never faced in the conference tournament