

Men's Soccer Contact: Abby Vinson // Email: avinson1@uab.edu // Cell: (205) 541-1751 // Office: (205) 934-0722

### 2017 SCHEDULE/RESULTS

**OVERALL: 5-5-3 // C-USA: 1-4-1**  
**HOME: 3-1-3 // AWAY: 2-4-0**

Date	Opponent	Result
Aug. 12	No. 5 Clemson (Exh.)	L, 0-3
Aug. 19	West Alabama (Exh.)	W, 2-0
Aug. 25	UNC Greensboro	T, 0-0 (2OT)
Aug. 27	at Memphis	W, 3-0
Sept. 1	at Jacksonville	W, 2-1
Sept. 4	Missouri State	T, 0-0 (2OT)
Sept. 8	at No. 20 Kentucky*	L, 0-1
Sept. 14	No. 17 FIU*	L, 1-2
Sept. 23	at Old Dominion*	L, 3-2
Sept. 30	Charlotte*	T, 1-1 (2OT)
Oct. 3	at Georgia State	L, 1-4
Oct. 7	Central Arkansas	W, 2-1
Oct. 14	at New Mexico*	L, 2-0
Oct. 17	Georgia Southern	W, 2-1
Oct. 21	Florida Atlantic*	W, 2-0
Oct. 24	Lipscomb	7 p.m.
Oct. 28	at Marshall*	6:30 p.m.
Nov. 3	South Carolina*	7 p.m.
Nov. 8	Quarterfinals ^	TBA
Nov. 10	Semi-Finals ^	TBA
Nov. 12	Championship ^	TBA

**Bold - Denotes home game at BBVA Compass Field**

\* - Conference USA game

^ - C-USA Tournament hosted by Old Dominion

All time listed Central

### TUES. OCT. 24 // BBVA COMPASS FIELD // BIRMINGHAM, ALA. // 7 PM



**BLAZERS**

**VS**



**BISONS**

**Head Coach:** Mike Getman  
**Record at UAB:** 273-181-43/26  
**Career Record:** 315-207-52/31  
**Twitter:** @getmanm

**Stat Leaders**  
**Goals:** Ferrin, 5  
**Assists:** Multiple players, 2  
**Points:** Ferrin, 11  
**Saves:** Teal, 49  
**Twitter:** @UAB\_MSoc

**Head Coach:** Charles Morrow  
**Record at Lipscomb:** 99-121-22/13  
**Career Record:** 119-134-13/14

**Stat Leaders**  
**Goals:** Paynter, 6  
**Assists:** Smith, 5  
**Points:** Paynter, 15  
**Saves:** Zappia, 56  
**Twitter:** @LipscombMSOC

### Game 14

**Broadcast:** CUSA TV

**Radio:** n/a

**Watch:** CUSA TV

**Live Stats:** UABSports.com

**Tickets:** BBVA Compass Field

**Series:** UAB leads, 3-1-0

**UAB In Birmingham:** 2-0-0

**Getman vs. Lipscomb:** 3-1-0

**Last Meeting:** Lipscomb 1-0 Win  
(Oct. 11, 2016)

### UAB Probable Starters

Pos.	Name	No.	Class	GP-GS	G	A	Pts.	Sh.	Sh%	SOG	GW
D	Gael Mabiala	2	Jr.	13-13	0	0	0	11	.000	4	0
D	Alex Ricourt	5	Fr.	13-11	0	1	1	4	.000	4	0
M	Massimo Ferrin	6	So.	13-13	5	0	11	29	.172	16	0
F	Rami Dajani	9	RS-Sr.	11-10	2	2	6	17	.118	7	0
M	Eder Mora	11	RS-So.	13-13	0	1	1	9	.000	2	0
M	David Valverde	14	Sr.	13-13	1	0	2	7	.250	3	0
D	Mathieu Laurent	15	RS-Jr.	11-11	2	0	4	8	.250	3	1
D	Chris Reichman	18	RS-So.	11-6	0	0	0	4	.000	2	0
F	Tarnue Tyler	20	So.	13-7	1	1	3	10	.100	3	0
M	Chase Rushing	22	So.	12-4	0	0	0	4	.000	1	0

### QUICK KICKS

- Mike Getman is 15th winning active Division I coach, 37th on the all-time list

- Getman is in his 31st season with a 316-207-52 record and a 274-181-43 mark in 26 seasons at the helm of the UAB program

- UAB was the only team in Conference USA to record two shutouts during the opening weekend

- The Blazers are undefeated in program history when scoring more goals than their opponents

- The UAB Football plays Southern Miss

Saturday

- The 'Pelizza Department' won the initial Andrea Pelizza nickname poll

Pos.	Name	No.	Class	GP-GS	Min.	GA	GAAvg.	SV	Pct	W-L-T	Shutouts
GK	James Teal	1	RS-Fr.	12-12	1201:23	15	1.12	55	.786	5-5-3	4
GK	Julian Mehl	0	So.	2-0	28:37	1	3.15	1	.500	0-0-0	0

### UAB Reserves

Pos.	Name	No.	Class	GP-GS	G	A	Pts.	Sh.	Sh%	SOG	GW
F	Trey Nelson	3	So.	10-0	1	0	2	5	.200	1	1
D	Andrea Pelizza	4	So.	7-1	0	0	0	1	.000	0	0
M	Ryan Sullivan	7	RS-Sr.	11-1	1	0	2	9	.111	4	0
F	Philip Makinde	8	RS-So.	9-1	1	0	2	6	.200	2	0
F	Aidan O'Hara	12	Fr.	11-4	1	1	3	15	.067	5	0
D	Erik Henze	13	RS-So.	1-0	0	0	0	0	.000	0	0
D	Donovan Watson	16	Fr.	10-5	0	2	2	0	.000	0	0
F	Adam Brooker	19	So.	13-9	1	1	3	17	.059	7	0
D	Chandler Stroupe	21	RS-Sr.	13-8	0	1	1	3	.000	1	0
F/M	Kevin Wallace	23	RS-So.	4-0	0	0	0	2	.000	0	0
M	Joseph Buete	24	Fr.	7-0	0	0	0	1	.000	1	0
D	Jake Futrell	30	RS-Fr.	4-0	0	0	0	1	.000	1	0



## UAB NUMERICAL ROSTER

No.	PLAYER	Pos.	Ht.	Wt.	Cl.	HOMETOWN/LAST SCHOOL
0	Julian Mehl	GK	6-1	170	So.	Cologne, Germany/Henrich-Mann Gymnasium
00	Seth Torman	GK	6-3	160	Fr.	Pelham, Ala./Pelham
1	James Teal	GK	6-5	210	RS-Fr.	Chattanooga, Tenn./Notre Dame HS
2	Gael Mabiala	D	6-1	175	Jr.	Saint Etienne, France/Francis Marion
3	Trey Nelson	F	6-1	160	So.	Montgomery, Ala./Loveless Acad. Magnet Program
4	Andrea Pelizza	D	6-4	175	So.	Genoa, Italy, International
5	Alexandrea Ricourt	D	6-1	160	Fr.	Paris, France
6	Massimo Ferrin	F/M	5-11	160	So.	Ontario, Canada/St. Paul Catholic
7	Ryan Sullivan	M	5-11	165	RS-Sr.	Prospect, Ky./Clemson
8	Philip Makinde	F	5-10	155	RS-So.	Ontario, Canada/Drake
9	Rami Dajani	F	5-11	165	RS-Sr.	Niles, Ill./Main East
10	DeAndre Robinson	M	5-10	150	Sr.	Snellville, Ga./Brookwood
11	Eder Mora	M	6-0	175	RS-So.	Dalton, Ga./Dalton
12	Aidan O'Hara	F	6-1	160	Fr.	Toronto, Canada
13	Erik Henze	D	6-1	165	So.	Birmingham, Ala./Spain Park
14	David Valverde	M	5-10	150	Sr.	Mobile, Ala./Davidson
15	Mathieu Laurent	D	6-3	175	RS-Jr.	Markham, Ontario/ESC Renaissance
16	Donovan Watson	D	6-5	175	Fr.	Toronto, Canada/St. Theresa of Lisieux Catholic
17	Evan Scarbrough	D	5-11	165	RS-Sr.	Searcy, Ark./Searcy
18	Chris Reichman	D	5-11	160	RS-So.	Englewood, Colo./Cherry Creek
19	Adam Brooker	F	6-4	185	So.	Demopolis, Ala./Demopolis
20	Tarnue Tyler	M	5-9	145	So.	Columbia, Mo./Rock Ridge
21	Chandler Stroupe	D	6-0	170	RS-Sr.	Birmingham, Ala./Oak Mountain
22	Chase Rushing	M	6-0	165	So.	River Ridge, La./Jesuit
23	Kevin Wallace	F/M	6-2	160	RS-So.	Fulton, Mo./Fulton
24	Joseph Buete	M	5-9	145	Fr.	Wake Forest, N.C./Heritage
25	Chandler Shirley	F	5-11	155	Fr.	Jackson, Miss./Northwest Rankin
26	Brooks Stockley	M	5-9	145	Fr.	Charlotte, N.C./Charlotte Catholic
30	Jacob Futrell	D	6-1	170	RS-Fr.	Auburn, Ala./Auburn (HS)

## UAB ALPHABETICAL ROSTER

No.	PLAYER	Pos.	Ht.	Wt.	Cl.	HOMETOWN/LAST SCHOOL
19	Adam Brooker	F	6-4	185	So.	Demopolis, Ala./Demopolis
24	Joseph Buete	M	5-9	145	Fr.	Wake Forest, N.C./Heritage
9	Rami Dajani	F	5-11	165	RS-Sr.	Niles, Ill./Main East
6	Massimo Ferrin	F/M	5-11	160	So.	Ontario, Canada/St. Paul Catholic
30	Jacob Futrell	D	6-1	170	RS-Fr.	Auburn, Ala./Auburn (HS)
13	Erik Henze	D	6-1	165	So.	Birmingham, Ala./Spain Park
15	Mathieu Laurent	D	6-3	175	RS-Jr.	Markham, Ontario/ESC Renaissance
2	Gael Mabiala	D	6-1	175	Jr.	Saint Etienne, France/Francis Marion
8	Philip Makinde	F	5-10	155	RS-So.	Ontario, Canada/Drake
0	Julian Mehl	GK	6-1	170	So.	Cologne, Germany/Henrich-Mann Gymnasium
11	Eder Mora	M	6-0	175	RS-So.	Dalton, Ga./Dalton
3	Trey Nelson	F	6-1	160	So.	Montgomery, Ala./Loveless Acad. Magnet Program
12	Aidan O'Hara	F	6-1	160	Fr.	Toronto, Canada
4	Andrea Pelizza	D	6-4	175	So.	Genoa, Italy, International
18	Chris Reichman	D	5-11	160	RS-So.	Englewood, Colo./Cherry Creek
5	Alexandrea Ricourt	D	6-1	160	Fr.	Paris, France
10	DeAndre Robinson	M	5-10	150	Sr.	Snellville, Ga./Brookwood
22	Chase Rushing	M	6-0	165	So.	River Ridge, La./Jesuit
17	Evan Scarbrough	D	5-11	165	RS-Sr.	Searcy, Ark./Searcy
25	Chandler Shirley	F	5-11	155	Fr.	Jackson, Miss./Northwest Rankin
26	Brooks Stockley	M	5-9	145	Fr.	Charlotte, N.C./Charlotte Catholic
21	Chandler Stroupe	D	6-0	170	RS-Sr.	Birmingham, Ala./Oak Mountain
7	Ryan Sullivan	M	5-11	165	RS-Sr.	Prospect, Ky./Clemson
1	James Teal	GK	6-5	210	RS-Fr.	Chattanooga, Tenn./Notre Dame HS
00	Seth Torman	GK	6-3	160	Fr.	Pelham, Ala./Pelham
20	Tarnue Tyler	M	5-9	145	So.	Columbia, Mo./Rock Ridge
14	David Valverde	M	5-10	150	Sr.	Mobile, Ala./Davidson
23	Kevin Wallace	F/M	6-2	160	RS-So.	Fulton, Mo./Fulton
16	Donovan Watson	D	6-5	175	Fr.	Toronto, Canada/St. Theresa of Lisieux Catholic



## QUICK FACTS

## General

School..... UAB  
 Location..... Birmingham, Ala.  
 Founded..... 1969  
 Enrollment..... 18,698  
 President..... Dr. Ray Watts  
 Athletic Director..... Mark Ingram  
 Faculty Athletics Representative..... Dr. Frank Messina  
 Colors..... Forest Green and Old Gold  
 Nickname..... Blazers  
 Home Field..... BBVA Compass Field  
     Capacity..... 1,500  
     Surface..... Grass  
 UAB Record (Seasons)..... 6-3-1 (1)  
 Affiliation..... NCAA Division I  
 Conference..... Conference USA

## Coaching Staff

Head Coach..... Mike Getman  
     Alma Mater..... Indiana, 1982  
     Overall Record (Seasons)..... 316-207-52 (31)  
     UAB Record..... 274-181-43 (26)  
 Assistant Coach..... Justus Griffin  
     Alma Mater..... UAB, 1994  
 Assistant Coach..... Joel Wallace  
     Alma Mater..... MacMurray College, 1991  
 Volunteer Assistant..... Pachinno Roberts  
     Alma Mater..... UAB, 2014

## History

Inaugural Season..... 1979  
 All-Time Record..... 369-42-60  
 C-USA Record..... 102-71-17  
 NCAA Tournaments..... 8  
     Last Appearance..... 2014, First Round

## Media Relations

Associate AD/Communications..... Ted Feeley  
 Associate Athletic Communications Director..... Jay D'Abramo  
 Assistant Athletic Communications Director..... Josh Brunner  
 Athletic Communications Associate..... Shane Switzer  
 Athletic Communications Associate..... Abby Vinson  
 Office Phone..... (205) 934-0722  
 Mailing Address..... Bartow Arena West Tower  
     ..... 617 13th Street South  
     ..... Birmingham, Ala., 35294  
 UAB Athletics Website..... UABsports.com  
 UAB Athletics Facebook..... /UAB.Athletics  
 UAB Athletics Twitter..... @UAB\_Athletics  
 UAB Athletics Instagram..... UAB\_Athletics



**Left to Right - Front Row:** Philip Makinde, Chandler Stroupe, Rami Dajani, Ryan Sullivan, Evan Scarbrough, David Valverde, Tarnue Tyler, Massimo Ferrin, Brooks Stockley; **Middle Row:** Jonathan Wise, DeAndre Robinson, Chase Rushing, Eder Mora, Erik Henze, Alexandre Ricourt, Chandler Shirley, Chris Reichman, Joseph Buete, Trey Nelson, Stacey Torman; **Back Row:** Head Coach Mike Getman, Assistant Coach Justus Griffin, Aiden O'Hara, Adam Booker, Andrea Pelizza, Mathieu Laurent, Julian Mehl, James Teal, Seth Torman, Donovan Watson, Kevin Wallace, Jake Futrell, Gael Mabiala, Volunteer Assistant Pachinno Roberts, Assistant Coach Joel Wallace

## TRACKING OPPONENTS

Opponent	Result	Record
UNC Greensboro	T, 0-0 (2OT)	8-6-2
at Memphis	W, 3-0	4-6-4
at Jacksonville	W, 2-1	3-8-1
Missouri State	T, 0-0 (2OT)	8-3-1
at No. 19 Kentucky	L, 0-1	7-5-2
FIU	L, 1-2	10-0-3
at Old Dominion	L, 2-3	8-3-2
Charlotte	T, 1-1 (2OT)	5-4-4
at Georgia State	L, 1-4	10-4-1
Central Arkansas	W, 2-1	7-8-0
at New Mexico	L, 0-2	8-4-2
Georgia Southern	W, 2-1	6-7-0
FAU	W, 2-0	1-12-0
Lipscomb		
at Marshall		
South Carolina		

## WHAT'S HAPPENING THIS WEEK

## Tuesday - October 24

Beat Lipscomb!

## Wednesday - October 25

2:30 P.M. - Video

3:00 P.M. - Practice

## Thursday - October 26

3:00 P.M. - Practice

## Friday - October 27

Travel to Marshall

## Saturday - October 28

Beat Marshall!

## Sunday - October 29

Travel home from Marshall

## Monday - October 30

Off

Most practices are open to the media.



## UAB VS. LIPSCOMB

## Team Comparison

UAB	Lipscomb
16.....	Goals..... 27
1.2.....	Goals Per Game..... 1.8
163.....	Shot Attempts..... 207
.098.....	Shot Percent..... .130
67.....	Shots on Goal..... 91
163.....	Shots on Goal Attempts..... 207
.411.....	Shots on Goal Percent..... .440
12.5.....	Shots Per Game..... 13.8
66.....	Corner Kicks..... 99
1-1.....	Penalty Kicks..... 1-2
16.....	Goals Allowed..... 24
1.2.....	Goals Allowed Per Game..... 1.6
56.....	Saves..... 61
.778.....	Save Percent..... .718
4.....	Shutouts..... 3
11.....	Yellow Cards..... 15
1.....	Red Cards..... 1

## Scouting Lipscomb

- Lipscomb enters Tuesday's contest with a 9-6-0 overall record and are coming off an impressive 3-2 victory at Kentucky on Oct. 21. The Bisons' 27 goals this season is good for the 28th most in the country while they boast the 35th best scoring offense.

- Logan Paytner leads the Lipscomb offense with seven goals and 17 points this season. His seven goals this season ranks 56th in the country.

- Christopher Zappia has been a constant in goal playing every minute of every match this season. He ranks 32nd in the country in total saves (60), 48th in minutes played (1377:41) and 57th in saves per game (4.0).

## LAST TIME OUT: UAB | UAB VS. FLORIDA ATLANTIC | OCT. 24

**BIRMINGHAM, Ala.** – With Conference USA Tournament implications on the line, it was the UAB men's soccer team that walked away with a 2-0 victory over Florida Atlantic Saturday night at BBVA Compass Field. The Blazers improve to 5-5-3 overall and 1-4-1 in league play while the Eagles fall to 1-12-0 and 1-6-0 in conference action.

"We played extremely well in the first half, really controlled the play and created so many dangerous opportunities," head coach Mike Getman said. "I was a little disappointed that we only had the one goal in the first half."

UAB wasted no time in getting on the board as Mathieu Laurent found the back of the net off of a David Valverde cross just one-minute into the match to give the Blazers a 1-0 lead. For Laurent it was his second goal of the season while the assist was Valverde's sixth of his career.

The Blazers scored their second and final goal at the 64-minute mark when Tarnue Tyler rebounded and scored a deflected shot off the Florida Atlantic goalkeeper to put the game away at 2-0. Tyler's goal was his first of the season and third of his career.

"We came out in the second half, played really well, got the second goal and again had more chances," Getman said. "Two goals, a shutout, and 90-minutes of good play made me really pleased with how the guys performed."

UAB has now won its previous three matches on its home turf and are unbeaten in the previous four. The Blazers are set to play two of their final three games at BBVA Compass Field.

The Blazers' keeper James Teal had another stellar night in goal matching his career high saves mark at six for the fourth consecutive game. In addition, the freshman picked up his fourth shutout of the season and first since Sept. 4 against Missouri State.

"This was a really big game that we had to win and sometimes under pressure people make mistakes and don't deal with that pressure well but I thought our guys handled it really well," Getman said. "Instead of cowering down from the pressure they stepped up and played like the team they really are. That's three wins in a row at home and four games at home without a loss and I think we are starting to be the team we want to be."

UAB returns to action Tuesday night against Lipscomb. Kick off is slated for 7 p.m. at BBVA Compass Field.

For more information on the UAB men's soccer team follow the Blazers on Twitter and Instagram (@UAB\_MSoc).





## LAST TIME OUT: LIPSCOMB | FLORIDA ATLANTIC AT KENTUCKY | OCT. 21

LEXINGTON, Ky. - On a big stage, against one of the best teams in the region, the Bisons proved themselves an ASUN championship contender with a 3-2 win over Kentucky in Lexington.

"It was an exciting game," head coach Charles Morrow said. "It's not a surprise to me. If I had to predict what would happen before the match, I would have said we would win."

The Bisons immediately came out on the attack, and it did not take long to capitalize as Logan Paynter sent a bending chip over the keeper into the top corner of the net. It was the seventh goal of the season for the redshirt junior who was mobbed by teammates after the strike.

"It was one of those situations where the coaches were screaming 'No, No, No,'" Morrow said. "He went with the chip and caught the keeper off the line. Anytime you chip a 6'4" keeper, it's pretty good."

After Kentucky equalized, it was Ivan Sakou who put the Bisons back in front. He deflected an Eduardo Reza shot past the Cats keeper to give the Bisons a 2-1 lead after the break.

Midway through the second half, Kentucky again equalized, but the tie didn't last long on a night the Bisons looked destined to win.

Ryan Birchfield got the winner just 30 seconds after the Wildcats second goal adding to an assist on the night already.

"We had different plans for Ryan this evening," Morrow said. "But ultimately he was playing so well as a holding midfielder we couldn't move him. He played a fantastic game. Man of the match for me, for sure."

Birchfield caught Kentucky in a bad spot defensively with the keeper well out of position, and slotted home easily.

"I was so happy when I saw it coming to me," Birchfield said. "I saw nothing but ball, and I just hit it as hard as I could and hoped for the best. Luckily it went straight through so I was buzzing."

Keeper Chris Zappia made sure the lead held up for the final 30 minutes as the Bisons as he made four saves in the match to snag the win.

### QUICK HITS

The win is No. 99 for Morrow at the helm of the Bisons. He will have two chances to grab win No. 100 before the regular season ends. With his opening goal, Paynter creeps closer to the top-3 in program history in points. He sits at 55, just one behind third place, Ben Page. Both Sakou and Birchfield had three points on the night. It's the first three-point night for Birchfield in his Lipscomb career, while its Sakou's second. It was Lipscomb's first win over Kentucky after drawing the Wildcats in the first match in series history last season.

### UP NEXT

The Bisons will stay on the road on Tuesday night for their final away match of the season against UAB at 7 p.m.

## UAB NOTES

### Battling the Bison

UAB and Lipscomb are meeting for the fifth time in program history with the Blazers being holding a 3-1-0 record. The last meeting saw the Bison take their first victory of the series with a 1-0 win on Oct. 11, 2011 in Nashville.

### No Place Like Home

BBVA Compass Field has been UAB's favorite place to play this season as it has a 3-1-3 record at home. The Blazers outscored their opponents 8-5 on their home turf this season and are currently riding a three game winning streak.

### Teal Is In

UAB redshirt freshman keeper has been the Blazers' spark plug this season. He ranks fourth in total saves (55), fifth in save percentage (.786), seventh in saves per game (4.2) and 13th in goals against average (1.12) among freshmen in the NCAA this season.

### Feeling it Ferrin

Midfielder Massimo Ferrin has provided the offensive spark that the Blazers' have needed this season. He leads the team in goals (5), points (11), penalty kicks (1-for-1) and shots (29).

### Game Winning Goals

Trey Nelson and Philip Makinde have both pitched in game winners for the Blazers. Nelson's came at Jacksonville while Makinde's came at Memphis.

### Da' You Know About Rami?

Redshirt senior Rami Dajani enters his fifth and final season on the verge of history. Dajani has tallied 16 goals in his career and needs five more to crack into the top-10 career goals in program history.

### Stiff Competition

Conference USA has historically been a tough league in men's soccer and this year has been no different. Three members are receiving votes in various national polls.

### Debuting Dudes

A team loaded with young talent, seven Blazers have made their UAB debuts this season. James Teal, Gael Mabiala, Alexandria Ricourt, Aidan O'Hara, Donovan Watson, Jospeh Buete and Jake Futrell have all appeared in games this season.

### Back for the Blazers

In addition to the eight new arrivals, the Blazers returns 21 players from a year ago. Among those are six starters: Massimo Ferrin, Tarnue Tyler, Philip Makinde, David Valverde, Mathieu Laurent and Evan Scarbrough.

### New Familiar Face

Head Coach Mike Getman announced the addition of 2014 UAB Alum Pachinno Roberts as a volunteer assistant coach. Roberts will also serve as the director of operations.



## UAB THIS SEASON:

**MIKE GETMAN**

**31st Season-Overall**  
**26th Season-UAB**

## THE GETMAN FILE

## PERSONAL

Wife..... Rena  
Kids .....Nathan, Eli and Ethan  
Education ..... Indiana, Bachelor's 1982  
..... Indiana, Master's 1987

## COACHING EXPERIENCE

**COACHING EXPERIENCE**

1984-86 .....	Indiana (Assistant)
1987-91 .....	Harvard (Head Coach)
1992-Present .....	UAB (Head Coach)

## YEAR-BY-YEAR RECORDS

1987	Harvard	14-1-3
1988	Harvard	8-3-4
1989	Harvard	7-8-0
1990	Harvard	6-7-1
1991	Harvard	7-7-1
1992	UAB	4-15-
1993	UAB	11-7-2
1994	UAB	15-4-1
1995	UAB	15-4-1
1996	UAB	13-6-1
1997	UAB	10-8-1
1998	UAB	12-6-0
1999	UAB	17-6-0
2000	UAB	14-5-2
2001	UAB	15-6-0
2002	UAB	9-7-3
2003	UAB	10-5-5
2004	UAB	12-7-0
2005	UAB	10-7-1
2006	UAB	10-6-4
2007	UAB	7-11-1
2008	UAB	6-10-3
2009	UAB	12-4-2
2010	UAB	10-7-1
2011	UAB	13-5-3
2012	UAB	10-8-2
2013	UAB	12-5-1
2014	UAB	11-7-2
2015	UAB	5-11-0
2016	UAB	7-10-4
2017	UAB	5-5-3
Total		316-207-52

## Winningest Active D-1 Coach Wins

No.	Coch, Team	Wins
1	Mike Berson, South Carolina	494
2	Schellas Hyndman, Grand Canyon	480
3	Bob Warming, Penn State	456
15	Mike Getman, UAB	311

### Winningnest Active D-1 Coaches Pct.

No.	Coach, Team	Wins
1	Carlos Somoano, North Carolina	.758
T2	Ray Reid, UCONN	.752
T2	Schellas Hyndman, Grand Canyon	.752
T42	Mike Getman, UAB	.597

### Winningest D-1 Coaches All-Time (Wins)

No.	Coach, Team	Wins
1	Jerry Yeagley, Indiana	544
2	Stephen Negoesco, San Francisco	540
3	Jack Mackenzie, Quincy	516
37	<i>Mike Getman, UAB</i>	<i>311</i>

\* Entering 2017 season

Overall	5-5-3	One-Goal Games	3-3-0
Conference	1-4-1	Two-Goal Games	2-2-1
Non-Conference	4-1-2	Three-Plus Goal Games	1-1-0
Home	3-1-3		
Away	2-4-0	Regulation	5-5-0
Home Conference	1-1-1	Overtime	0-0-3
Away Conference	0-3-0		
vs. Ranked Teams	0-1-0	Scored Zero Goals	0-2-2
		Scored One Goal	0-2-1
Day	1-0-0	Scored Two Goals	4-1-0
Night	4-5-3	Scored Three Goals	1-0-0
		Scored Four Goals	--
Sunday	1-0-0	Scored Five Plus Goals	--
Monday	0-0-1		
Tuesday	1-1-0	Allowed Zero Goals	2-0-2
Wednesday	--	Allowed One Goal	2-2-1
Thursday	--	Allowed Two Goals	0-2-0
Friday	1-1-1	Allowed Three Goals	0-1-0
Saturday	2-2-1	Allowed Four Goals	1-0-0
		Allowed Five Plus Goals	--
August	1-0-1		
September	1-2-2	Scored First	4-0-1
October	3-2-0	Opponent Scored First	1-5-0
November	--		
December	--	Led at Halftime	3-0-0
		Trailed at Halftime	0-3-0
		Tied at Halftime	2-2-3

## WHERE THE BLAZERS RANK IN THE NCAA AS A TEAM

Category	Rank	Actual
Corner Kicks Per Game	90	5.1
Scoring Offense	122	1.2
Total Goals	130	16
Team Goals Against Average	87	1.2
Shutout Percentage	84	0.308
W-L-T Percentage	99	0.500
Assists Per Game	171	0.69
Saves Per Games	55	4.3
Points Per Game	140	3.2
Save Percent	42	.778
Red Cards	53	1
Yellow Cards	196	11
Fouls Per Game	6	9.0
Total Assists	174	9.0
Total Points	156	41
Shots Per Game	80	12.5
Shots on Goal Per Game	92	5.2

## WHERE INDIVIDUAL BLAZERS RANK IN THE NCAA

Category	Player	Rank	Actual
Goals PG	Massimo Ferrin	144	0.4
Total Goals	Massimo Ferrin	142	5.0
Goals Ag Avg	James Teal	85	1.1
Save Pct	James Teal	42	0.786
Saves PG	James Teal	48	4.2
Total Saves	James Teal	46	55
Shots OG PG	Massimo Ferrin	100	1.2
Goalie Min Played	James Teal	105	1201:23

## LAST TIME THEY SCORED

Player (Career Goal)	Opponent	Date
Tarnue Tyler (3)	Florida Atlantic	Oct. 21, 2017
Mathieu Laurent (2)	Florida Atlantic	Oct. 21, 2017
Massimo Ferrin (8)	Georgia Southern	Oct. 17, 2017
Ryan Sullivan (2)	Georgia Southern	Oct. 17, 2017
Aidan O'Hara (1)	Central Arkansas	Oct. 7, 2017
Rami Dajani (16)	Charlotte	Sept. 31, 2017
Adam Brooker (1)	FIU	Sept. 14, 2017
Trey Nelson (1)	Jacksonville	Sept. 1, 2017
Philip Makinde (2)	Memphis	Aug. 27, 2017
David Valverde (1)	Memphis	Aug. 27, 2017
Chase Rushing (1)	Marshall	Sept. 17, 2016
DeAndre Robinson (3)	Howard	Sept. 27, 2016



## WHAT'S KICKING IN CONFERENCE USA

## 2017 C-USA STANDINGS

Team	Conference USA				Overall				
	W-L-T	Pct.	GF	GA	W-L-T	Pct.	Home	Away	Neutral
FIU	5-0-1	.917	21	6	10-0-3	.885	4-0	6-0	0-0
Old Dominion	5-0-0	1.00	11	3	8-3-2	.667	6-2	2-0	0-0
Kentucky	4-2-0	.667	7	3	7-5-2	.571	4-2	3-3	0-0
New Mexico	3-2-1	.583	9	9	8-4-2	.643	5-1	3-3	0-0
Charlotte	2-1-3	.600	9	7	5-4-4	.538	4-2	1-2	0-0
Marshall	2-4-0	.333	4	9	6-7-1	.464	4-2	2-5	0-0
<b>UAB</b>	<b>1-4-1</b>	<b>.143</b>	<b>6</b>	<b>9</b>	<b>5-5-3</b>	<b>.500</b>	<b>3-1</b>	<b>2-4</b>	<b>0-0</b>
Florida Atlantic	1-6-0	.143	5	20	1-12-0	.077	0-6	1-6	0-0
South Carolina	0-4-2	.167	6	12	4-8-2	.357	4-4	0-4	0-0

## TEAM RANKINGS

Category	Rank	Actual
Shots	5	163
Points	8	41
Goals	T6	16
Goals Per Game	T5	1.2
Assists	8	9
Assists Per Game	8	0.7
Goals Allowed	T3	16
Goals Against Avg.	5	1.2
Saves	4	56
Shutouts	T3	4
Fouls	9	117
Corners	5	66
Offsides	9	13
Yellow Cards	8	11

## INDIV. RANKINGS

Category	Player	Rank	Actual
Shots	Ferrin	T7	29
Shots PG	Ferrin	T8	2.2
Points	Ferrin	T10	11
Goals	Ferrin	T7	5
Goals PG	Ferrin	T7	0.4
G Ag. Avg.	Teal	5	1.1
Save Pct	Teal	3	.786
Saves	Teal	4	55
Saves PG	Teal	3	4.2
Shutouts	Teal	3	4
SO PG	Teal	3	0.3

## WEEKLY AWARDS

Offensive Player of the Week	Defensive Player of the Week
8/28 - Santiago Patino (FIU)	8/28 - Hugo Fauroux (FIU)
9/4 - Santiago Patino (FIU)	9/4 - Enrique Facusse (UK)
9/11 - Mikkel Pedersen (UK)	9/11 - Enrique Facusse (UK)
9/18 - Lewis Knight (MAR)	9/18 - Mertcan Akar (ODU)
9/25 - Lucas Mayr (USC)	9/25 - William Pyle (USC)
10/2 - Santiago Patino (FIU)	10/2 - Mertcan Akar (ODU)
10/9 - Santiago Patino (FIU)	10/9 - Jason Beaulieu (UNM)
10/16 - Paul Marie (FIU)	10/16 - Nate Himes (MAR)

## GAME-BY-GAME STARTERS

Opponent	GK	D	D	D	D	M	M	M	M	F	F
Clemson (Exh.)	Mehl	Mabiala	Ricourt	Laurent	Stroupe	Mora	Valverde	Tyler	Rushing	Makinde	Dajani
West Alabama (Exh.)	Teal	Mabiala	Ricourt	Laurent	Stroupe	Mora	Valverde	Tyler	Ferrin	O'Hara	Dajani
UNC Greensboro	Teal	Mabiala	Ricourt	Laurent	Stroupe	Mora	Valverde	Ferrin	Rushing	O'Hara	Brooker
at Memphis	Teal	Mabiala	Ricourt	Laurent	Stroupe	Mora	Valverde	Ferrin	Pelizza	Makinde	Brooker
at Jacksonville	Teal	Mabiala	Ricourt	Laurent	Stroupe	Mora	Valverde	Tyler	Ferrin	O'Hara	Brooker
Missouri State	Teal	Mabiala	Ricourt	Laurent	Stroupe	Mora	Valverde	Tyler	Ferrin	O'Hara	Dajani
at Kentucky	Teal	Mabiala	Ricourt	Laurent	Stroupe	Mora	Valverde	O'Hara	Ferrin	Brooker	Dajani
FIU	Teal	Mabiala	Ricourt	Laurent	Stroupe	Mora	Valverde	Tyler	Ferrin	Brooker	Dajani
at ODU	Teal	Mabiala	Watson	Laurent	Stroupe	Mora	Valverde	Sullivan	Ferrin	Tyler	Dajani
Charlotte	Teal	Mabiala	Ricourt	Laurent	Reichman	Mora	Valverde	Watson	Ferrin	Brooker	Dajani
Georgia State	Teal	Mabiala	Ricourt	Laurent	Reichman	Mora	Valverde	Watson	Ferrin	Brooker	Dajani
Central Arkansas	Teal	Mabiala	Reichman	Laurent	Stroupe	Mora	Valverde	Watson	Ferrin	Brooker	Dajani
at New Mexico	Teal	Mabiala	Reichman	Laurent	Ricourt	Mora	Valverde	Rushing	Ferrin	Tyler	Dajani
Georgia Southern	Teal	Mabiala	Reichman	Watson	Ricourt	Mora	Valverde	Rushing	Ferrin	Brooker	Dajani
FAU	Teal	Mabiala	Reichman	Laurent	Ricourt	Mora	Valverde	Rushing	Ferrin	Tyler	Dajani
Lipscomb											
at Marshall											
South Carolina											



**A BLAZER:**

Scored Two Goals .....	Henrique Sposito vs. No. 15 Kentucky (Oct. 8, 2016)
Scored Three Goals .....	Kofi Gyawu vs. FIU (Oct. 10, 2009)
Scored Five Goals .....	Dan Gaitan vs. Birmingham Southern (Nov. 13, 1980)
Scored Seven Goals .....	Dan Gaitan vs. Valdosta State (Oct. 20, 1980)*
Recorded Two Assists .....	Berry Sonnenschein vs. Gardner-Webb (Sept. 13, 2015)
Recorded Four Assists.....	Diego Navarrete vs. Florida Atlantic (Oct. 6, 2013)*
Registered Four Points.....	Karl Chester vs. Florida Atlantic (Oct. 24, 2015)
Registered Eight Points .....	Diego Navarrete vs. Florida Atlantic (Oct. 6, 2013)
Registered 10 Points.....	Dan Gaitan vs. Mercer (Sept. 27, 1980)
Registered 12 Points.....	Dan Gaitan vs. Birmingham Southern (Nov. 13, 1980)
Registered 14 Points.....	Dan Gaitan vs. Valdosta State (Oct. 20, 1980)*
Made 10 Saves.....	Joe Kuzminsky at Coastal Carolina (Sept. 5, 2016)
Made 11 Saves.....	Carl Woszczyński vs. UCF (Nov. 11, 2011)
Made 13 Saves.....	Carl Woszczyński vs. UIC (Sept. 4, 2011)
Made 15 Saves.....	Jeremy Drake at UCF (Oct. 7, 2016)
Made 18 Saves.....	Harvey Torman at Alabama A&M (Oct. 24, 1984)
Collected a Shutout.....	James Teal vs. Missouri State (Sept. 4, 2017)
Collected Consecutive Shutouts.....	James Teal (Aug. 25-27, 2017)
Collected Three Consecutive Shutouts .....	Carl Woszczyński (Oct. 12-19, 2011)
Collected Four Consecutive Shutouts.....	Clint Baumstark (Aug. 31 - Sept. 21, 2001)*

**THE BLAZERS:**

Scored six goals in a match.....	vs. Marshall (Oct. 18, 2014)
Scored seven goals in a match .....	vs. Marshall (Oct. 18, 2014)
Scored 10 goal in a match.....	vs. Belmont (Nov. 5, 1999)
Scored 12 goals in a match.....	vs. Birmingham Southern (Nov. 3, 1980)
Scored 14 goals in a match.....	vs. Valdosta State (Oct. 20, 1980)
Scored 16 goals in a match.....	vs. AUM (1980)*
Allowed four goals in a match.....	vs. No. 5 Notre Dame (Sept. 6, 2015)
Allowed five goals in a match .....	at No. 9 Charlotte (Oct. 22, 2016)
Allowed six goals in a match.....	vs. NC State (Sept. 10, 1995)
Allowed seven goals in a match.....	at Marquette (Oct. 10, 1991)
Allowed 10 goals in a match .....	vs. USF (Oct. 21, 1989)
Allowed 15 goals in a match .....	at South Alabama (Oct. 15, 1989)*
Shutout an opponent.....	vs. Missouri State (Sept. 4, 2017)
Shutout consecutive opponents .....	Sept. 17-24, 2016
Shutout three consecutive opponents .....	Oct. 24 - Nov. 1, 2009
Shutout four consecutive opponents.....	Aug. 31 - Sept. 21, 2001*
Was shutout.....	vs. UNC Greensboro (Aug. 25, 2017)
Was shutout in consecutive matches.....	Sept. 5-9, 2016
Was shutout in three straight matches .....	Nov. 14, 2002 - Aug. 31, 2003
Was shutout in four straight matches.....	Oct. 11-26, 2016
Won five straight matches .....	Sept. 21 - Oct. 6, 2013
Won 13 consecutive matches .....	Oct. 3 - Nov. 27, 1999*
Lost three consecutive matches .....	Sept. 8 - Sept. 23
Lost five consecutive matches.....	Oct 11 - Nov. 9, 2016
Lost 13 consecutive matches .....	Sept. 20 - Oct. 24, 1992*
Unbeaten in five consecutive matches .....	Sept. 21 - Oct. 6, 2013
Unbeaten in 13 consecutive matches.....	Oct. 3 - Nov. 27, 1999*
Defeated a nationally ranked opponent.....	vs. No. 15 Kentucky (Oct. 8, 2016)
Defeated a nationally ranked opponent at home.....	vs. No. 15 Kentucky (Oct. 8, 2016)
Defeated a nationally ranked opponent on the road .....	at No. 18 Coastal Carolina (Sept. 20, 2014)
Defeated a nationally ranked opponent at a neutral site.....	vs. No. 22 UCF (Nov. 11, 2011)





**The Automated ScoreBook**  
**UAB Combined Team Statistics (as of Oct 23, 2017)**  
**All games**

<b>RECORD:</b>	<b>OVERALL</b>	<b>HOME</b>	<b>AWAY</b>	<b>NEUTRAL</b>
ALL GAMES	5-5-3	3-1-3	2-4	0-0
CONFERENCE	1-4-1	1-1-1	0-3	0-0
NON-CONFERENCE	4-1-2	2-0-2	2-1	0-0

Date	Opponent	Score	Att.	#	Player	gp	g	a	pts	sh	sh%	sog	sog%	gw	pk-att
Aug 25	UNC GREENSBORO	To2 0-0	1159	6	FERRIN, Massimo	13	5	1	11	29	.172	16	.552	1	1-1
Aug 27	at Memphis	w 3-0	332	9	DAJANI, Rami	11	2	2	6	17	.118	7	.412	0	0-0
Sep 01	at Jacksonville	w 2-1	252	15	LAURENT, Mathieu	11	2	0	4	8	.250	3	.375	1	0-0
Sep 04	MISSOURI STATE	To2 0-0	897	19	BROOKER, Adam	13	1	1	3	17	.059	7	.412	0	0-0
* Sep 08	at #19 Kentucky	L 0-1	1921	12	O'HARA, Aidan	11	1	1	3	15	.067	5	.333	1	0-0
* Sep 14	FIU	L 1-2	659	20	TYLER, Tarnue	12	1	1	3	10	.100	3	.300	0	0-0
* Sep 23	at Old Dominion	L 2-3	463	7	SULLIVAN, Ryan	13	1	0	2	9	.111	4	.444	0	0-0
* Sep 30	CHARLOTTE	To2 1-1	562	14	VALVERDE, David	13	1	0	2	7	.143	3	.429	0	0-0
Oct 03	at Georgia State	L 1-4	195	8	MAKINDE, Philip	10	1	0	2	5	.200	2	.400	1	0-0
Oct 07	CENTRAL ARKANSAS	w 2-1	459	3	NELSON, Trey	12	1	0	2	5	.200	1	.200	1	0-0
* Oct 14	at New Mexico	L 0-2	1224	16	WATSON, Donovan	10	0	2	2	0	.000	0	.000	0	0-0
Oct 17	GEORGIA SOUTHERN	w 2-1	904	11	MORA, Eder	13	0	1	1	9	.000	2	.222	0	0-0
* Oct 21	FLORIDA ATLANTIC	w 2-0	534	5	RICOURT, Alexandria	13	0	1	1	4	.000	4	1.000	0	0-0
				21	STROUPE, Chandler	13	0	1	1	3	.000	1	.333	0	0-0
				2	MABIALA, Gael	13	0	0	0	11	.000	4	.364	0	0-0
				22	RUSHING, Chase	12	0	0	0	4	.000	1	.250	0	0-0
				18	REICHMAN, Chris	13	0	0	0	4	.000	2	.500	0	0-0
				30	FUTRELL, Jake	4	0	0	0	2	.000	1	.500	0	0-0
				23	WALLACE, Kevin	5	0	0	0	2	.000	0	.000	0	0-0
				24	BUETE, Joseph	7	0	0	0	1	.000	1	1.000	0	0-0
				4	PELIZZA, Andrea	8	0	0	0	1	.000	0	.000	0	0-0
				13	HENZE, Erik	1	0	0	0	0	.000	0	.000	0	0-0
				10	ROBINSON, DeAndre	1	0	0	0	0	.000	0	.000	0	0-0
				1	TEAL, James	13	0	0	0	0	.000	0	.000	0	0-0
				0	MEHL, Julian	2	0	0	0	0	.000	0	.000	0	0-0
					Total	13	16	11	43	163	.098	67	.411	5	1-1
					Opponents	13	16	10	42	170	.094	72	.424	5	0-0

TEAM STATISTICS	UAB	OPP
SHOT STATISTICS		
Goals-Shot attempts	16-163	16-170
Goals scored per game	1.23	1.23
Shot pct.	.098	.094
Shots on goal-Attempts	67-163	72-170
SOG pct.	.411	.424
Shots/Game	12.5	13.1
CORNER KICKS	66	95
PENALTY KICKS	1-1	0-0
PENALTIES		
Yellow cards	11	13
Red cards	1	0
ATTENDANCE		
Total	5174	4387
Dates/Avg Per Date	7/739	6/731
Neutral Site #/Avg	0/0	

#	Goalie	GP	Min.	GA	GAAvg	Saves	Pct	W-L-T	Sho
1	TEAL, James	13	1201:23	15	1.12	55	.786	5-5-3	4/0
0	MEHL, Julian	2	28:37	1	3.15	1	.500	0-0-0	0/0
	Total	13	1230:00	16	1.17	56	.778	5-5-3	4
	Opponents	13	1230:00	16	1.17	51	.761	5-5-3	4

Goals by Period	1st	2nd	OT	OT2	Total
UAB	9	7	0	0	16
Opponents	8	8	0	0	16

Shots by Period	1st	2nd	OT	OT2	Total
UAB	72	84	4	3	163
Opponents	87	74	5	4	170

Saves by Period	1st	2nd	OT	OT2	Total
UAB	24	29	1	2	56
Opponents	20	30	0	1	51

Corners by Period	1st	2nd	OT	OT2	Total
UAB	31	32	1	2	66
Opponents	42	48	3	2	95

Fouls by Period	1st	2nd	OT	OT2	Total
UAB	57	57	0	3	117
Opponents	63	72	2	6	143



**The Automated ScoreBook**  
**UAB Combined Team Statistics (as of Oct 23, 2017)**  
**All games**

<b>RECORD:</b>	<b>OVERALL</b>	<b>HOME</b>	<b>AWAY</b>	<b>NEUTRAL</b>
ALL GAMES	5-5-3	3-1-3	2-4	0-0
CONFERENCE	1-4-1	1-1-1	0-3	0-0
NON-CONFERENCE	4-1-2	2-0-2	2-1	0-0

Date	Opponent	Score	Att.	#	Player	gp	g	a	pts	sh	sh%	sog	sog%	gw	pk-att
Aug 25	UNC GREENSBORO	To2 0-0	1159	6	FERRIN, Massimo	13	5	1	11	29	.172	16	.552	1	1-1
Aug 27	at Memphis	w 3-0	332	9	DAJANI, Rami	11	2	2	6	17	.118	7	.412	0	0-0
Sep 01	at Jacksonville	w 2-1	252	15	LAURENT, Mathieu	11	2	0	4	8	.250	3	.375	1	0-0
Sep 04	MISSOURI STATE	To2 0-0	897	19	BROOKER, Adam	13	1	1	3	17	.059	7	.412	0	0-0
* Sep 08	at #19 Kentucky	L 0-1	1921	12	O'HARA, Aidan	11	1	1	3	15	.067	5	.333	1	0-0
* Sep 14	FIU	L 1-2	659	20	TYLER, Tarnue	12	1	1	3	10	.100	3	.300	0	0-0
* Sep 23	at Old Dominion	L 2-3	463	7	SULLIVAN, Ryan	13	1	0	2	9	.111	4	.444	0	0-0
* Sep 30	CHARLOTTE	To2 1-1	562	14	VALVERDE, David	13	1	0	2	7	.143	3	.429	0	0-0
Oct 03	at Georgia State	L 1-4	195	8	MAKINDE, Philip	10	1	0	2	5	.200	2	.400	1	0-0
Oct 07	CENTRAL ARKANSAS	w 2-1	459	3	NELSON, Trey	12	1	0	2	5	.200	1	.200	1	0-0
* Oct 14	at New Mexico	L 0-2	1224	16	WATSON, Donovan	10	0	2	2	0	.000	0	.000	0	0-0
Oct 17	GEORGIA SOUTHERN	w 2-1	904	11	MORA, Eder	13	0	1	1	9	.000	2	.222	0	0-0
* Oct 21	FLORIDA ATLANTIC	w 2-0	534	5	RICOURT, Alexandria	13	0	1	1	4	.000	4	1.000	0	0-0

<b>TEAM STATISTICS</b>	<b>UAB</b>	<b>OPP</b>
<b>SHOT STATISTICS</b>		
Goals-Shot attempts	16-163	16-170
Goals scored per game	1.23	1.23
Shot pct.	.098	.094
Shots on goal-Attempts	67-163	72-170
SOG pct.	.411	.424
Shots/Game	12.5	13.1
CORNER KICKS	66	95
PENALTY KICKS	1-1	0-0
<b>PENALTIES</b>		
Yellow cards	11	13
Red cards	1	0
<b>ATTENDANCE</b>		
Total	5174	4387
Dates/Avg Per Date	7/739	6/731
Neutral Site #/Avg	0/0	

#	Player	gp	g	a	pts	sh	sh%	sog	sog%	gw	pk-att
21	STROUPE, Chandler	13	0	1	1	3	.000	1	.333	0	0-0
2	MABIALA, Gael	13	0	0	0	11	.000	4	.364	0	0-0
22	RUSHING, Chase	12	0	0	0	4	.000	1	.250	0	0-0
18	REICHMAN, Chris	13	0	0	0	4	.000	2	.500	0	0-0
30	FUTRELL, Jake	4	0	0	0	2	.000	1	.500	0	0-0
23	WALLACE, Kevin	5	0	0	0	2	.000	0	.000	0	0-0
24	BUETE, Joseph	7	0	0	0	1	.000	1	1.000	0	0-0
4	PELIZZA, Andrea	8	0	0	0	1	.000	0	.000	0	0-0
13	HENZE, Erik	1	0	0	0	0	.000	0	.000	0	0-0
10	ROBINSON, DeAndre	1	0	0	0	0	.000	0	.000	0	0-0
1	TEAL, James	13	0	0	0	0	.000	0	.000	0	0-0
0	MEHL, Julian	2	0	0	0	0	.000	0	.000	0	0-0
Total		13	16	11	43	163	.098	67	.411	5	1-1
Opponents		13	16	10	42	170	.094	72	.424	5	0-0

#	Goalie	GP	Min.	GA	GAAvg	Saves	Pct	W-L-T	SI
1	TEAL, James	13	1201:23	15	1.12	55	.786	5-5-3	4
0	MEHL, Julian	2	28:37	1	3.15	1	.500	0-0-0	0
Total		13	1230:00	16	1.17	56	.778	5-5-3	
Opponents		13	1230:00	16	1.17	51	.761	5-5-3	

<b>Goals by Period</b>	1st	2nd	OT	OT2	Total
UAB	9	7	0	0	16
Opponents	8	8	0	0	16

<b>Shots by Period</b>	1st	2nd	OT	OT2	Total
UAB	72	84	4	3	163
Opponents	87	74	5	4	170

<b>Saves by Period</b>	1st	2nd	OT	OT2	Total
UAB	24	29	1	2	56
Opponents	20	30	0	1	51

<b>Corners by Period</b>	1st	2nd	OT	OT2	Total
UAB	31	32	1	2	66
Opponents	42	48	3	2	95

<b>Fouls by Period</b>	1st	2nd	OT	OT2	Total
UAB	57	57	0	3	117
Opponents	63	72	2	6	143





## THE MEHL FILE

## Minutes Played

Career 19:27 at GA State (10/3/17)

Season 19:27 at GA State (10/3/17)

## Goals Allowed

Career 1, 3x, last at GA State (10/3/17)

Season 1 at GA State (10/3/17)

## Saves

Career 1 at GA State (10/3/17)

Season 1 at GA State (10/3/17)

# 00 JULIAN MEHL

GK | 6-1 | 170 | Sophomore

## 2017 GAME-BY-GAME

Opponent	Score	GP	GS	Min.	GA	GA Avg.	Saves	Save%	W	L	T
UNCG	- DNP -										
at Memphis	- DNP -										
at Jacksonville	- DNP -										
Missouri State	- DNP -										
at Kentucky	- DNP -										
FIU	- DNP -										
at ODU	L, 1-2	*		9:10	0	.000	0	.000	-	-	-
Charlotte	- DNP -										
at GA State	L, 1-4	*		19:27	1	3.15	1	.500	-	-	-
Central Ark.	- DNP -										
at New Mexico	- DNP -										
GA Southern	- DNP -										
FAU	- DNP -										
Lipscomb											
at Marshall											
South Carolina											

## CAREER LINE

Opponent	GP	GS	Min.	GA	GA Avg.	Saves	Save%	W	L	T
2016	2	0	28:38	2	6.29	0	.000	0	0	-
2017	2	--	28:37	1	0.00	1	.500	0	0	0
Total	4	0	56:75	3	6.29	1	.500	0	0	-



## THE TORMAN FILE

## Minutes Played

Career --

Season --

## Goals Allowed

Career --

Season --

## Saves

Career --

Season --

# 0 SETH TORMAN

GK | 6-3 | 160 | Freshman

## 2017 GAME-BY-GAME

Opponent	Score	GP	GS	Min.	GA	GA Avg.	Saves	Save%	W	L	T
UNCG	- DNP -										
at Memphis	- DNP -										
at Jacksonville	- DNP -										
Missouri State	- DNP -										
at Kentucky	- DNP -										
FIU	- DNP -										
at ODU	- DNP -										
Charlotte	- DNP -										
at GA State	- DNP -										
Central Ark.	- DNP -										
at New Mexico	- DNP -										
GA Southern	- DNP -										
FAU	- DNP -										
Lipscomb											
at Marshall											
South Carolina											

## CAREER LINE

Opponent	GP	GS	Min.	GA	GA Avg.	Saves	Save%	W	L	T
2017	--									
Total	--									





## THE TEAL FILE

## Minutes Played

Career 110:00, 2x, last vs. Missouri State (9/4/17)

Season 110:00, 2x, last vs. Missouri State (9/4/17)

## Goals Allowed

Career 3, 2x, last at GA State (10/3/17)

Season 3, 2x, last at GA State (10/3/17)

## Saves

Career 6 vs. UCA (10/7/17)

Season 6 vs. UCA (10/7/17)

1

JAMES TEAL

GK | 6-5 | 210 | RS-Freshman

## 2017 GAME-BY-GAME

Opponent	Score	GP	GS	Min.	GA	GA Avg.	Saves	Save%	W	L	T
UNCG	T, 0-0	*	*	110:00	0	0.0	5	1.0	-	-	1
at Memphis	W, 3-0	*	*	90:00	0	0.0	3	1.0	1	-	-
at Jacksonville	W, 2-1	*	*	90:00	1	.250	4	.750	1	-	-
Missouri State	T, 0-0	*	*	110:00	0	.220	5	1.0	-	-	1
at Kentucky	L, 0-1	*	*	90:00	1	.370	3	.750	-	1	-
FIU	L, 1-2	*	*	90:00	2	.620	2	.500	-	1	-
at ODU	L, 2-3	*	*	80:50	3	.950	2	.200	-	1	-
Charlotte	T, 1-1	*	*	110:00	1	.930	3	.750	-	1	-
at GA State	L, 1-4	*	*	70:33	3	1.18	4	.738	-	-	1
Central Ark.	W, 2-1	*	*	90:00	1	1.16	6	.755	1	-	-
at New Mexico	L, 0-2	*	*	90:00	2	1.23	6	.754	-	1	-
GA Southern	W, 2-1	*	*	90:00	1	1.21	6	.766	1	-	-
FAU	W, 2-0	*	*	90:00	0	1.12	6	.786	1	-	-
Lipscomb											
at Marshall											
South Carolina											

## CAREER LINE

Opponent	GP	GS	Min.	GA	GA Avg.	Saves	Save%	W	L	T
2017	13	13	1201:23	15	1.12	55	.786	5	5	3
Total	13	13	1201:23	15	1.12	55	.786	5	5	3



## THE MABIALA FILE

## Goals

Career --

Season --

## Assists

Career --

Season --

## Points

Career --

Season --

2

GAEL MABIALA

D | 6-1 | 175 | Junior

## 2017 GAME-BY-GAME

Opponent	Score	GP	GS	G	A	Pts.	Sh.	Sh.%	SOG	SOG%	GW	Pk-Att.
UNCG	T, 0-0	*	*	0	0	0	2	.000	1	.500	0	0-0
at Memphis	W, 3-0	*	*	0	0	0	0	.000	0	.000	0	0-0
at Jacksonville	W, 2-1	*	*	0	0	0	0	.000	0	.000	0	0-0
Missouri State	T, 0-0	*	*	0	0	0	3	.000	1	.333	0	0-0
at Kentucky	L, 0-1	*	*	0	0	0	1	.000	1	1.00	0	0-0
FIU	L, 1-2	*	*	0	0	0	1	.000	1	1.00	0	0-0
at ODU	L, 2-3	*	*	0	0	0	1	.000	0	.000	0	0-0
Charlotte	T, 2-2	*	*	0	0	0	0	.000	0	.000	0	0-0
at GA State	L, 1-4	*	*	0	0	0	1	.000	0	.000	0	0-0
Central Ark.	W, 2-1	*	*	0	0	0	1	.000	0	.000	0	0-0
at New Mexico	L, 1-2	*	*	0	0	0	0	.000	0	.000	0	0-0
GA Southern	W, 2-0	*	*	0	0	0	0	.000	0	.000	0	0-0
FAU	W, 2-0	*	*	0	0	0	1	.000	0	.000	0	0-0
Lipscomb												
at Marshall												
South Carolina												

## CAREER LINE

Season	GP	GS	G	A	PTS	SH	SH%	SOG	SOG%	GW	PK-ATT
2017	13	13	0	0	0	11	.000	4	.364	0	0-0
Total	13	13	0	0	0	11	.000	4	.364	0	0-0







# 3 TREY NELSON

F | 6-1 | 160 | Sophomore

## 2017 GAME-BY-GAME

Opponent	Score	GP	GS	G	A	Pts.	Sh.	Sh.%	SOG	SOG%	GW	Pk-Att.
UNCG	T, 0-0	*		0	0	0	2	.000	0	.000	0	0-0
at Memphis	W, 3-0	*		0	0	0	0	.000	0	.000	0	0-0
at Jacksonville	W, 2-1	*		1	0	2	2	.500	1	1.00	0	0-0
Missouri State	T, 0-0	*		0	0	0	0	.000	0	.000	0	0-0
at Kentucky	L, 0-1	*		0	0	0	0	.000	0	.000	0	0-0
FIU	L, 1-2	*		0	0	0	0	.000	0	.000	0	0-0
at ODU	- DNP -											
Charlotte	T, 1-1	*		0	0	0	0	.000	0	.000	0	0-0
at GA State	L, 1-4	*		0	0	0	1	.000	0	.000	0	0-0
Central Ark.	W, 2-1	*		0	0	0	0	.000	0	.000	0	0-0
at New Mexico	L, 0-2	*		0	0	0	0	.000	0	.000	0	0-0
GA Southern	W, 2-0	*		0	0	0	0	.000	0	.000	0	0-0
FAU	W, 2-0	*		0	0	0	0	.000	0	.000	0	0-0
Lipscomb												
at Marshall												
South Carolina												

## THE NELSON FILE

### Goals

Career 1 at Jacksonville (9/1/17)  
Season 1 at Jacksonville (9/1/17)

### Assists

Career --  
Season --

### Points

Career 2 at Jacksonville (9/1/17)  
Season 2 at Jacksonville (9/1/17)

## CAREER LINE

Season	GP	GS	G	A	PTS	SH	SH%	SOG	SOG%	GW	PK-ATT
2016	12	0	0	0	0	2	.000	1	.500	0	0-0
2017	12	0	1	0	2	5	.200	1	.200	0	0-0
Total	24	0	1	0	2	7	.200	2	.350	0	0-0



# 4 ANDREA PELIZZA

D | 6-3 | 175 | Sophomore

## 2017 GAME-BY-GAME

Opponent	Score	GP	GS	G	A	Pts.	Sh.	Sh.%	SOG	SOG%	GW	Pk-Att.
UNCG	T, 0-0	*		0	0	0	0	.000	0	.000	0	0-0
at Memphis	W, 3-0	*	*	0	0	0	0	.000	0	.000	0	0-0
at Jacksonville	W, 2-1	*		0	0	0	0	.000	0	.000	0	0-0
Missouri State	T, 0-0	*		0	0	0	0	.000	0	.000	0	0-0
at Kentucky	- DNP -											
FIU	- DNP -											
at ODU	L, 2-3	*		0	0	0	0	.000	0	.000	0	0-0
Charlotte	- DNP -											
at GA State	- DNP -											
Central Ark.	- DNP -											
at New Mexico	L, 0-2	*		0	0	0	0	.000	0	.000	0	0-0
GA Southern	W, 2-0	*		0	0	0	1	.000	0	.000	0	0-0
FAU	W, 2-0	*		0	0	0	0	.000	0	.000	0	0-0
Lipscomb												
at Marshall												
South Carolina												

## THE PELIIZA FILE

### Goals

Career --  
Season --

### Assists

Career --  
Season --

### Points

Career --  
Season --

## CAREER LINE

Season	GP	GS	G	A	PTS	SH	SH%	SOG	SOG%	GW	PK-ATT
2016	14	0	0	0	0	4	.000	1	.250	0	0-0
2017	7	1	0	0	0	1	.000	0	.000	0	0-0
Total	21	1	0	0	0	5	.000	1	.250	0	0-0





## THE RICOURT FILE

## Goals

Career --  
Season --

## Assists

Career 1 vs. FAU (10/21/17)  
Season 1 vs. FAU (10/21/17)

## Points

Career --  
Season --

5

ALEXANDRE RICOURT

D | 6-1 | 160 | Freshman

## 2017 GAME-BY-GAME

Opponent	Score	GP	GS	G	A	Pts.	Sh.	Sh.%	SOG	SOG%	GW	Pk-Att.
UNCG	T, 0-0	*	*	0	0	0	0	.000	0	.000	0	0-0
at Memphis	W, 3-0	*	*	0	0	0	0	.000	0	.000	0	0-0
at Jacksonville	W, 2-1	*	*	0	0	0	1	.000	1	1.00	0	0-0
Missouri State	T, 0-0	*	*	0	0	0	0	.000	0	.000	0	0-0
at Kentucky	L, 0-1	*	*	0	0	0	1	.000	1	1.00	0	0-0
FIU	L, 1-2	*	*	0	0	0	0	.000	0	.000	0	0-0
at ODU	L, 2-3	*	*	0	0	0	0	.000	0	.000	0	0-0
Charlotte	T, 1-1	*	*	0	0	0	0	.000	0	.000	0	0-0
at GA State	L, 1-4	*	*	0	0	0	0	.000	0	.000	0	0-0
Central Ark.	W, 2-1	*	*	0	0	0	1	.000	1	1.00	0	0-0
at New Mexico	L, 0-2	*	*	0	0	0	1	.000	1	1.00	0	0-0
GA Southern	W, 2-0	*	*	0	0	0	0	.000	0	.000	0	0-0
FAU	W, 2-0	*	*	0	1	1	0	.000	0	.000	0	0-0
Lipscomb												
at Marshall												
South Carolina												

## CAREER LINE

Season	GP	GS	G	A	PTS	SH	SH%	SOG	SOG%	GW	PK-ATT
2017	13	11	0	1	1	4	.000	4	1.00	0	0-0
Total	13	11	0	1	1	4	.000	4	1.00	0	0-0



## THE FERRIN FILE

## Goals

Career 2 at UNCG (9/3/16)  
Season 1, 5x, last vs. GA Southern (10/17/17)

## Assists

Career 1, 2x, last vs. FIU (9/14/17)  
Season 1 vs. FIU (9/14/17)

## Points

Career 4 at UNCG (9/3/16)  
Season 2, 5x, last vs. GA Southern (10/17/17)

6

MASSIMO FERRIN

F/M | 5-11 | 160 | Sophomore

## 2017 GAME-BY-GAME

Opponent	Score	GP	GS	G	A	Pts.	Sh.	Sh.%	SOG	SOG%	GW	Pk-Att.
UNCG	T, 0-0	*	*	0	0	0	0	.000	0	.000	0	0-0
at Memphis	W, 3-0	*	*	1	0	2	3	.333	3	1.00	0	0-0
at Jacksonville	W, 2-1	*	*	1	0	2	2	.500	1	1.00	1	0-0
Missouri State	T, 0-0	*	*	0	0	0	2	.000	1	.500	0	0-0
at Kentucky	L, 0-1	*	*	0	0	0	3	.000	1	.333	0	0-0
FIU	L, 1-2	*	*	0	1	1	3	.000	1	.333	0	0-0
at ODU	L, 2-3	*	*	1	0	2	1	1.00	1	1.00	0	0-0
Charlotte	T, 1-1	*	*	0	0	0	1	.000	1	1.00	0	0-0
at GA State	L, 1-4	*	*	0	0	0	4	.000	1	.250	0	0-0
Central Ark.	W, 2-1	*	*	1	0	2	1	1.000	1	1.00	0	0-0
at New Mexico	L, 0-2	*	*	0	0	0	4	.000	3	.750	0	0-0
GA Southern	W, 2-1	*	*	1	0	2	4	.250	2	.500	1	0-0
FAU	W, 2-0	*	*	0	0	0	1	.000	0	.000	0	0-0
Lipscomb												
at Marshall												
South Carolina												

## CAREER LINE

Season	GP	GS	G	A	PTS	SH	SH%	SOG	SOG%	GW	PK-ATT
2016	18	18	3	1	7	41	.073	17	.415	1	1-1
2017	13	13	5	1	11	29	.172	16	.552	1	1-1
Total	31	31	8	2	18	70	.123	33	.484	2	2-2





# 7 RYAN SULLIVAN

M | 6-1 | 175 | RS-Senior

## 2017 GAME-BY-GAME

Opponent	Score	GP	GS	G	A	Pts.	Sh.	Sh.%	SOG	SOG%	GW	Pk-Att.
UNCG	T, 0-0	*		0	0	0	0	.000	0	.000	0	0-0
at Memphis	W, 3-0	*		0	0	0	0	.000	0	.000	0	0-0
at Jacksonville	W, 2-1	*		0	0	0	0	.000	0	.000	0	0-0
Missouri State	T, 0-0	*		0	0	0	2	.000	1	.500	0	0-0
at Kentucky	L, 0-1	*		0	0	0	3	.000	0	.000	0	0-0
FIU	L, 1-2	*		0	0	0	0	.000	0	.000	0	0-0
at ODU	L, 2-3	*	*	0	0	0	0	.000	0	.000	0	0-0
Charlotte	T, 1-1	*		0	0	0	0	.000	0	.000	0	0-0
at GA State	L, 1-4	*		0	0	0	0	.000	0	.000	0	0-0
Central Ark.	W, 2-1	*		0	0	0	1	.000	1	.333	0	0-0
at New Mexico	L, 0-2	*		0	0	0	1	.000	0	.000	0	0-0
GA Southern	W, 2-0	*		1	0	2	1	1.00	1	.375	0	0-0
FAU	W, 2-0	*		0	0	0	1	.000	1	.000	0	0-0
Lipscomb												
at Marshall												
South Carolina												

## THE SULLIVAN FILE

### Goals

Career 1, 2x, last vs. GA Southern (10/17/17)

Season 1 vs. GA Southern (10/17/17)

### Assists

Career 1 vs. Howard (9/27/16)

Season --

### Points

Career 2, 2x, last vs. GA Southern (10/17/17)

Season 2 vs. GA Southern (10/17/17)

## CAREER LINE

Season	GP	GS	G	A	PTS	SH	SH%	SOG	SOG%	GW	PK-ATT
2013 (Clemson)	Redshirted										
2014	Sat out due to NCAA Transfer rules										
2015	15	0	1	0	2	3	.333	2	.667	1	0-0
2016	15	3	0	1	1	4	.000	2	.500	0	0-0
2017	13	1	1	0	2	9	.111	4	.444	0	0-0
Total	43	4	2	1	5	16	.148	7	.537	1	0-0



# 8 PHILIP MAKINDE

F | 5-10 | 155 | RS-Sophomore

## 2017 GAME-BY-GAME

Opponent	Score	GP	GS	G	A	Pts.	Sh.	Sh.%	SOG	SOG%	GW	Pk-Att.
UNCG	T, 0-0	*		0	0	0	1	.000	0	.000	0	0-0
at Memphis	W, 3-0	*	*	1	0	2	3	.250	1	.250	1	0-0
at Jacksonville	W, 2-1	*		0	0	0	0	.000	0	.000	0	0-0
Missouri State	T, 0-0	*		0	0	0	0	.000	0	.000	0	0-0
at Kentucky	L, 0-1	*		0	0	0	0	.000	0	.000	0	0-0
FIU	L, 1-2	*		0	0	0	0	.000	0	.000	0	0-0
at ODU	- DNP -											
Charlotte	T, 1-1	*		0	0	0	0	.000	0	.000	0	0-0
at GA State	L, 1-4	*		0	0	0	0	.000	0	.000	0	0-0
Central Ark.	W, 2-1	*		0	0	0	1	.000	1	.000	0	0-0
at New Mexico	- DNP -											
GA Southern	W, 2-0	*		0	0	0	0	.000	0	.000	0	0-0
FAU	- DNP -											
Lipscomb												
at Marshall												
South Carolina												

## THE MAKINDE FILE

### Goals

Career 1, 2x, last at Memphis (8/27/17)

Season 1 at Memphis (8/27/17)

### Assists

Career 1, 2x, last vs. Kentucky (10/8/16)

Season --

### Points

Career 2, 2x, last at Memphis (8/27/17)

Season 2 at Memphis (8/27/17)

## CAREER LINE

Season	GP	GS	G	A	PTS	SH	SH%	SOG	SOG%	GW	PK-ATT
2016	17	9	1	2	4	16	.062	8	.500	0	0-0
2017	10	1	1	0	2	4	.200	2	.400	1	0-0
Total	27	10	2	2	6	20	.131	10	.450	1	0-0





## THE DAJANI FILE

## Goals

Career 2 vs. UIC (9/11/15)  
Season --

## Assists

Career 1, 6x, last vs. UCA (10/7/17)  
Season 1, 2x, last vs. UCA (10/7/17)

## Points

Career 3 at Memphis (10/2/13)  
Season --

# 9 RAMI DAJANI

F | 5-11 | 155 | RS-Senior

## 2017 GAME-BY-GAME

Opponent	Score	GP	GS	G	A	Pts.	Sh.	Sh.%	SOG	SOG%	GW	Pk-Att.
UNCG	- DNP -											
at Memphis	- DNP -											
at Jacksonville	W, 2-1	*		0	1	1	0	.000	0	.000	0	0-0
Missouri State	T, 0-0	*	*	0	0	0	3	.000	1	.333	0	0-0
at Kentucky	L, 0-1	*	*	0	0	0	2	.000	1	.500	0	0-0
FIU	L, 1-2	*	*	0	0	0	0	.000	0	.000	0	0-0
at ODU	L, 2-3	*	*	1	0	2	3	.333	3	.333	0	0-0
Charlotte	T, 1-1	*	*	1	0	2	2	.500	2	1.00	0	0-0
at GA State	L, 1-4	*	*	0	0	0	0	.000	0	.000	0	0-0
Central Ark.	W, 2-1	*	*	0	1	1	0	.000	0	.000	0	0-0
at New Mexico	L, 0-2	*	*	0	0	0	2	.000	0	.000	0	0-0
GA Southern	W, 2-1	*	*	0	0	0	0	.000	0	.000	0	0-0
FAU	W, 2-0	*	*	0	0	0	2	.000	0	.000	0	0-0
Lipscomb												
at Marshall												
South Carolina												

## CAREER LINE

Season	GP	GS	G	A	PTS	SH	SH%	SOG	SOG%	GW	PK-ATT
2013	18	0	4	2	10	15	.260	8	.530	1	0-0
2014	19	1	5	1	11	20	.250	14	.700	3	0-0
2015	16	4	3	1	7	8	.374	4	.500	0	0-0
2016	4	4	2	0	4	3	.667	2	.667	1	1-1
2017	11	10	2	2	5	17	.118	7	.412	0	0-0
Total	68	19	16	6	38	63	.334	35	.562	5	1-1



## THE MORA FILE

## Goals

Career --  
Season --

## Assists

Career 1 vs. FAU (10/22/17)  
Season 1 vs. FAU (10/22/17)

## Points

Career --  
Season --

# 11 EDER MORA

M | 6-0 | 175 | RS-Sophomore

## 2017 GAME-BY-GAME

Opponent	Score	GP	GS	G	A	Pts.	Sh.	Sh.%	SOG	SOG%	GW	Pk-Att.
UNCG	T, 0-0	*	*	0	0	0	0	.000	0	.000	0	0-0
at Memphis	W, 3-0	*	*	0	0	0	0	.000	0	.000	0	0-0
at Jacksonville	W, 2-1	*	*	0	0	0	3	.000	1	.333	0	0-0
Missouri State	T, 0-0	*	*	0	0	0	2	.000	0	.000	0	0-0
at Kentucky	L, 0-1	*	*	0	0	0	0	.000	0	.000	0	0-0
FIU	L, 1-2	*	*	0	0	0	0	.000	0	.000	0	0-0
at ODU	L, 2-3	*	*	0	0	0	1	.000	0	.000	0	0-0
Charlotte	T, 1-1	*	*	0	0	0	1	.000	1	1.00	0	0-0
at GA State	L, 1-4	*	*	0	0	0	0	.000	0	.000	0	0-0
Central Ark.	W, 2-1	*	*	0	0	0	1	.000	0	.000	0	0-0
at New Mexico	L, 0-2	*	*	0	0	0	1	.000	0	.000	0	0-0
GA Southern	W, 2-1	*	*	0	0	0	0	.000	0	.000	0	0-0
FAU	W, 2-0	*	*	0	1	1	0	.000	0	.000	0	0-0
Lipscomb												
at Marshall												
South Carolina												

## CAREER LINE

Season	GP	GS	G	A	PTS	SH	SH%	SOG	SOG%	GW	PK-ATT
2016	15	9	0	0	0	4	.000	2	.500	0	0-0
2017	13	13	0	1	1	9	.000	2	.286	0	0-0
Total	27	22	0	1	1	13	.000	4	.393	0	0-0







# 12 AIDAN O'HARA

F | 6-2 | 170 | Freshman

## 2017 GAME-BY-GAME

Opponent	Score	GP	GS	G	A	Pts.	Sh.	Sh.%	SOG	SOG%	GW	Pk-Att.
UNCG	T, 0-0	*	*	0	0	0	5	.000	2	.400	0	0-0
at Memphis	- DNP -											
at Jacksonville	W, 2-1	*	*	0	0	0	1	.000	1	1.00	0	0-0
Missouri State	T, 0-0	*	*	0	0	0	2	.000	0	.000	0	0-0
at Kentucky	L, 0-1	*	*	0	0	0	1	.000	0	.000	0	0-0
FIU	L, 1-2	*		0	0	0	1	.000	0	.000	0	0-0
at ODU	L, 2-3	*		0	0	0	0	.000	0	.000	0	0-0
Charlotte	- DNP -											
at GA State	L, 1-4	*		0	0	0	1	.000	0	.000	0	0-0
Central Ark.	W, 2-1	*		1	0	2	1	.000	1	1.00	0	0-0
at New Mexico	L, 0-2	*		0	0	0	0	.000	0	.000	0	0-0
GA Southern	W, 2-0	*	*	0	1	1	2	.000	1	.500	0	0-0
FAU	W, 2-0	*		0	0	0	1	.000	0	.000	0	0-0
Lipscomb												
at Marshall												
South Carolina												

## THE O'HARA FILE

### Goals

Career 1 vs. UCA (10/7/7)  
Season 1 vs. UCA (10/7/7)

### Assists

Career 1 vs. GA Southern (10/17/17)  
Season 1 vs. GA Southern (10/17/17)

### Points

Career 2 vs. UCA (10/7/7)  
Season 2 vs. UCA (10/7/7)

## CAREER LINE

Season	GP	GS	G	A	PTS	SH	SH%	SOG	SOG%	GW	PK-ATT
2017	11	5	1	1	3	15	.067	7	.357	0	0-0
Total	11	5	1	1	3	15	.067	7	.357	0	0-0



# 13 ERIK HENZE

D | 6-1 | 165 | RS-Sophomore

## 2017 GAME-BY-GAME

Opponent	Score	GP	GS	G	A	Pts.	Sh.	Sh.%	SOG	SOG%	GW	Pk-Att.
UNCG	- DNP -											
at Memphis	W, 3-0	*		0	0	0	0	.000	0	.000	0	0-0
at Jacksonville	- DNP -											
Missouri State	- DNP -											
at Kentucky	- DNP -											
FIU	- DNP -											
at ODU	- DNP -											
at GA State	- DNP -											
Charlotte	- DNP -											
at GA State	- DNP -											
Central Ark.	- DNP -											
at New Mexico	- DNP -											
GA Southern	- DNP -											
FAU	- DNP -											
Lipscomb												
at Marshall												
South Carolina												

## THE HENZE FILE

### Goals

Career --  
Season --

### Assists

Career --  
Season --

### Points

Career --  
Season --

## CAREER LINE

Season	GP	GS	G	A	PTS	SH	SH%	SOG	SOG%	GW	PK-ATT
2015	Redshirted										
2016	1	0	0	0	0	0	.000	0	.000	0	0-0
2017	1	0	0	0	0	0	.000	0	.000	0	0-0
Total	1	0	0	0	0	0	.000	0	.000	0	0-0





# 14 DAVID VALVERDE

M | 5-10 | 150 | Senior

## 2017 GAME-BY-GAME

Opponent	Score	GP	GS	G	A	Pts.	Sh.	Sh.%	SOG	SOG%	GW	Pk-Att.
UNCG	T, 0-0	*	*	0	0	0	2	.000	1	.500	0	0-0
at Memphis	W, 3-0	*	*	1	0	2	1	1.00	1	1.00	0	0-0
at Jacksonville	W, 2-1	*	*	0	0	0	0	.000	0	.000	0	0-0
Missouri State	T, 0-0	*	*	0	0	0	0	.000	0	.000	0	0-0
at Kentucky	L, 0-1	*	*	0	0	0	1	.000	0	.000	0	0-0
FIU	L, 1-2	*	*	0	0	0	0	.000	0	.000	0	0-0
at ODU	L, 2-3	*	*	0	0	0	1	.000	1	.600	0	0-0
Charlotte	T, 1-1	*	*	0	0	0	0	.000	0	.000	0	0-0
at GA State	L, 1-4	*	*	0	0	0	1	.000	0	.000	0	0-0
Central Ark.	W, 2-1	*	*	0	0	0	0	.000	0	.000	0	0-0
at New Mexico	L, 0-2	*	*	0	0	0	1	.000	0	.000	0	0-0
GA Southern	W, 2-0	*	*	0	0	0	0	.000	0	.000	0	0-0
FAU	W, 2-0	*	*	0	0	0	0	.000	0	.000	0	0-0
Lipscomb												
at Marshall												
South Carolina												

## THE VALVERDE FILE

### Goals

Career 1 at Memphis (8/27/17)  
Season 1 at Memphis (8/27/17)

### Assists

Career 1 vs. Xavier (9/28/16)  
Season --

### Points

Career 2 at Memphis (8/27/17)  
Season 2 at Memphis (8/27/17)

## CAREER LINE

Season	GP	GS	G	A	PTS	SH	SH%	SOG	SOG%	GW	PK-ATT
2014	20	19	0	2	2	11	.000	0	.000	0	0-0
2015	16	12	0	1	1	6	.000	1	.167	0	0-0
2016	18	18	0	2	2	5	.000	2	.400	0	0-0
2017	12	12	1	0	2	4	.143	3	.429	0	0-0
Total	66	61	1	5	7	28	.143	7	.332	0	0-0



# 15 MATHIEU LAURENT

D | 6-2 | 175 | RS-Junior

## 2017 GAME-BY-GAME

Opponent	Score	GP	GS	G	A	Pts.	Sh.	Sh.%	SOG	SOG%	GW	Pk-Att.
UNCG	T, 0-0	*	*	0	0	0	2	.000	0	.000	0	0-0
at Memphis	- DNP -											
at Jacksonville	W, 2-1	*	*	0	0	0	0	.000	0	.000	0	0-0
Missouri State	T, 0-0	*	*	0	0	0	0	.000	0	.000	0	0-0
at Kentucky	L, 0-1	*	*	0	0	0	0	.000	0	.000	0	0-0
FIU	L, 1-2	*	*	0	0	0	0	.000	0	.000	0	0-0
at ODU	L, 2-3	*	*	0	0	0	0	.000	0	.000	0	0-0
Charlotte	T, 1-1	*	*	0	0	0	2	.000	0	.000	0	0-0
at GA State	L, 1-4	*	*	1	0	2	3	.143	2	.286	0	0-0
Central Ark.	W, 2-1	*	*	0	0	0	0	.143	0	.286	0	0-0
at New Mexico	L, 0-2	*	*	0	0	0	0	.000	0	.000	0	0-0
GA Southern	- DNP -											
FAU	W, 2-0	*	*	1	0	2	1	1.00	1	1.00	1	0-0
Lipscomb												
at Marshall												
South Carolina												

## THE LAURENT FILE

### Goals

Career 1, 2x, last vs. FAU (10/22/17)  
Season 1, 2x, last vs. FAU (10/22/17)

### Assists

Career 1, 2x, last vs. Santa Clara (10/4/16)  
Season --

### Points

Career 2, 2x, last vs. FAU (10/22/17)  
Season 2, 2x, last vs. FAU (10/22/17)

## CAREER LINE

Season	GP	GS	G	A	PTS	SH	SH%	SOG	SOG%	GW	PK-ATT
2014	20	17	0	1	1	5	.000	3	.600	0	0-0
2015	1	0	0	0	0	0	.000	0	.000	0	0-0
2016	17	17	0	1	1	7	.000	2	.286	0	0-0
2017	11	11	2	0	4	8	.250	3	.375	1	0-0
Total	49	45	2	2	5	20	.063	8	.165	1	0-0





# 16 DONOVAN WATSON

D | 6-5 | 175 | Freshman

## 2017 GAME-BY-GAME

Opponent	Score	GP	GS	G	A	Pts.	Sh.	Sh.%	SOG	SOG%	GW	Pk-Att.
UNCG	- DNP -											
at Memphis	- DNP -											
at Jacksonville	-DNP-											
Missouri State	T, 0-0	*		0	0	0	0	.000	0	.000	0	0-0
at Kentucky	L, 0-1	*		0	0	0	0	.000	0	.000	0	0-0
FIU	L, 1-2	*		0	0	0	0	.000	0	.000	0	0-0
at ODU	L, 2-3	*	*	0	0	0	0	.000	0	.000	0	0-0
Charlotte	T, 1-1	*	*	0	1	1	0	.000	0	.000	0	0-0
at GA State	L, 1-4	*	*	0	1	1	0	.000	0	.000	0	0-0
Central Ark.	W, 2-1	*	*	0	0	0	0	.000	0	.000	0	0-0
at New Mexico	L, 0-2	*		0	0	0	0	.000	0	.000	0	0-0
GA Southern	W, 2-0	*	*	0	0	0	0	.000	0	.000	0	0-0
FAU	W, 2-0	*		0	0	0	0	.000	0	.000	0	0-0
Lipscomb												
at Marshall												
South Carolina												

## THE WATSON FILE

### Goals

Career --

Season --

### Assists

Career 1, 2x, last at GA State (10/3/17)

Season 1, 2x, last at GA State (10/3/17)

### Points

Career 1, 2x, last at GA State (10/3/17)

Season 1, 2x, last at GA State (10/3/17)

## CAREER LINE

Season	GP	GS	G	A	PTS	SH	SH%	SOG	SOG%	GW	PK-ATT
2017	10	5	0	2	2	0	.000	0	.000	0	0-0
Total	10	5	0	2	2	0	.000	0	.000	0	0-0



# 17 EVAN SCARBROUGH

D | 5-11 | 165 | RS-Senior

## 2017 GAME-BY-GAME

Opponent	Score	GP	GS	G	A	Pts.	Sh.	Sh.%	SOG	SOG%	GW	Pk-Att.
UNCG	- DNP -											
at Memphis	- DNP -											
at Jacksonville	- DNP -											
Missouri State	- DNP -											
at Kentucky	- DNP -											
FIU	- DNP -											
at ODU	- DNP -											
Charlotte	- DNP -											
at GA State	- DNP -											
Central Ark.	- DNP -											
at New Mexico	- DNP -											
GA Southern	- DNP -											
FAU	- DNP -											
Lipscomb												
at Marshall												
South Carolina												

## THE SCARBROUGH FILE

### Goals

Career --

Season --

### Assists

Career --

Season --

### Points

Career --

Season --

## CAREER LINE

Season	GP	GS	G	A	PTS	SH	SH%	SOG	SOG%	GW	PK-ATT
2013	Redshirted										
2014	10	0	0	0	0	0	.000	0	.000	0	0-0
2015	9	0	0	0	0	1	.000	0	.000	0	0-0
2016	17	9	0	0	0	2	.000	1	1.00	0	0-0
2017	--	--	--	--	--	--	--	--	--	--	--
Total	38	34	0	2	2	12	.000	5	.295	0	0-0





## THE REICHMAN FILE

## Goals

Career --  
Season --

## Assists

Career --  
Season --

## Points

Career --  
Season --

# 18 CHRIS REICHMAN

D | 6-0 | 170 | RS-Sophomore

## 2017 GAME-BY-GAME

Opponent	Score	GP	GS	G	A	Pts.	Sh.	Sh.%	SOG	SOG%	GW	Pk-Att.
UNCG	T, 0-0	*		0	0	0	0	.000	0	.000	0	0-0
at Memphis	W, 3-0	*		0	0	0	0	.000	0	.000	0	0-0
at Jacksonville	W, 2-1	*		0	0	0	0	.000	0	.000	0	0-0
Missouri State	T, 0-0	*		0	0	0	0	.000	0	.000	0	0-0
at Kentucky	L, 0-1	*		0	0	0	0	.000	0	.000	0	0-0
FIU	L, 1-2	*		0	0	0	0	.000	0	.000	0	0-0
at ODU	L, 2-3	*		0	0	0	0	.000	0	.000	0	0-0
Charlotte	T, 1-1	*	*	0	0	0	1	.000	0	.000	0	0-0
at GA State	L, 1-4	*	*	0	0	0	0	.000	0	.000	0	0-0
Central Ark.	W, 2-1	*	*	0	0	0	0	.000	0	.000	0	0-0
at New Mexico	L, 0-2	*	*	0	0	0	0	.000	0	.000	0	0-0
GA Southern	W, 2-0	*	*	0	0	0	2	.000	1	.500	0	0-0
FAU	W, 2-0	*	*	0	0	0	1	.000	1	1.00	0	0-0
Lipscomb												
at Marshall												
South Carolina												

## CAREER LINE

Season	GP	GS	G	A	PTS	SH	SH%	SOG	SOG%	GW	PK-ATT
2016	12	3	0	0	0	2	.000	1	.500	0	0-0
2017	13	6	0	0	0	4	.000	2	.500	0	0-0
Total	25	9	0	0	0	6	.000	3	.250	0	0-0



## THE BROOKER FILE

## Goals

Career 1 vs. FIU (9/14/17)  
Season 1 vs. FIU (9/14/17)

## Assists

Career 1, 2x, last at Memphis (8/27/17)  
Season 1 at Memphis (8/27/17)

## Points

Career 2 vs. FIU (9/14/17)  
Season 2 vs. FIU (9/14/17)

# 19 ADAM BROOKER

F | 6-4 | 190 | Sophomore

## 2017 GAME-BY-GAME

Opponent	Score	GP	GS	G	A	Pts.	Sh.	Sh.%	SOG	SOG%	GW	Pk-Att.
UNCG	T, 0-0	*	*	0	0	0	2	.000	0	.000	0	0-0
at Memphis	W, 3-0	*	*	0	1	1	1	.000	1	1.00	0	0-0
at Jacksonville	W, 2-1	*	*	0	0	0	1	.000	0	.000	0	0-0
Missouri State	T, 0-0	*		0	0	0	2	.000	1	.500	0	0-0
at Kentucky	L, 0-1	*	*	0	0	0	0	.000	0	.000	0	0-0
FIU	L, 1-2	*	*	1	0	2	1	1.00	1	1.00	0	0-0
at ODU	L, 2-3	*		0	0	0	0	.000	0	.000	0	0-0
Charlotte	T, 1-1	*	*	0	0	0	2	.000	0	.000	0	0-0
at GA State	L, 1-4	*	*	0	0	0	1	.000	0	.000	0	0-0
Central Ark.	W, 2-1	*	*	0	0	0	3	.000	2	.000	0	0-0
at New Mexico	L, 0-2	*		0	0	0	2	.000	1	.500	0	0-0
GA Southern	W, 2-1	*	*	0	0	0	1	.000	1	1.00	0	0-0
FAU	W, 2-0	*		0	0	0	1	.000	0	.000	0	0-0
Lipscomb												
at Marshall												
South Carolina												

## CAREER LINE

Season	GP	GS	G	A	PTS	SH	SH%	SOG	SOG%	GW	PK-ATT
2016	4	0	0	1	1	4	.000	3	.750	0	0-0
2017	13	9	1	1	2	17	.059	7	.438	0	0-0
Total	17	9	1	2	3	21	.030	10	.594	0	0-0







## THE TYLER FILE

## Goals

Career 1, 3x, last vs. FAU (10/22/17)

Season 1 vs. FAU (10/22/17)

## Assists

Career --

Season --

## Points

Career 2, 3x, last vs. FAU (10/22/17)

Season 2 vs. FAU (10/22/17)

# 20 TARNUE TYLER

M | 5-10 | 145 | Sophomore

## 2017 GAME-BY-GAME

Opponent	Score	GP	GS	G	A	Pts.	Sh.	Sh.%	SOG	SOG%	GW	Pk-Att.
UNCG	T, 0-0	*		0	0	0	0	.000	0	.000	0	0-0
at Memphis	W, 3-0	*	*	0	0	0	0	.000	0	.000	0	0-0
at Jacksonville	W, 2-1	*	*	0	0	0	2	.000	0	.000	0	0-0
Missouri State	T, 0-0	*	*	0	0	0	3	.000	1	.333	0	0-0
at Kentucky	- DNP -											
FIU	L, 1-2	*	*	0	0	0	0	.000	0	.000	0	0-0
at ODU	L, 2-3	*	*	0	1	1	1	.000	1	.333	0	0-0
Charlotte	T, 1-1	*		0	0	0	0	.000	0	.000	0	0-0
at GA State	L, 1-4	*		0	0	0	1	.000	0	.000	0	0-0
Central Ark.	W, 2-1	*		0	0	0	1	.000	0	.000	0	0-0
at New Mexico	L, 0-2	*	*	0	0	0	0	.000	0	.000	0	0-0
GA Southern	W, 2-0	*		0	0	0	1	.000	0	.000	0	0-0
FAU	W, 2-0	*	*	1	0	2	1	1.00	1	1.00	0	0-0
Lipscomb												
at Marshall												
South Carolina												

## CAREER LINE

Season	GP	GS	G	A	PTS	SH	SH%	SOG	SOG%	GW	PK-ATT
2016	18	18	2	0	4	27	.074	10	.370	1	0-0
2017	12	7	1	0	2	9	.100	3	.300	0	0-0
Total	30	25	3	0	6	36	.087	13	.335	1	0-0



## THE STROUPE FILE

## Goals

Career --

Season --

## Assists

Career 1 vs. FAU (10/22/17)

Season 1 vs. FAU (10/22/17)

## Points

Career 1 vs. FAU (10/22/17)

Season 1 vs. FAU (10/22/17)

# 21 CHANDLER STROUPE

D | 6-0 | 175 | RS-Senior

## 2017 GAME-BY-GAME

Opponent	Score	GP	GS	G	A	Pts.	Sh.	Sh.%	SOG	SOG%	GW	Pk-Att.
UNCG	T, 0-0	*	*	0	0	0	1	.000	0	.000	0	0-0
at Memphis	W, 3-0	*	*	0	0	0	0	.000	0	.000	0	0-0
at Jacksonville	W, 2-1	*	*	0	0	0	0	.000	0	.000	0	0-0
Missouri State	T, 0-0	*	*	0	0	0	0	.000	0	.000	0	0-0
at Kentucky	L, 0-1	*	*	0	0	0	0	.000	0	.000	0	0-0
FIU	L, 1-2	*	*	0	0	0	1	.000	0	.000	0	0-0
at ODU	L, 2-3	*	*	0	0	0	0	.000	0	.000	0	0-0
Charlotte	T, 1-1	*		0	0	0	0	.000	0	.000	0	0-0
at GA State	L, 1-4	*		0	0	0	0	.000	0	.000	0	0-0
Central Ark.	W, 2-1	*	*	0	0	0	0	.000	0	.000	0	0-0
at New Mexico	L, 0-2	*		0	0	0	0	.000	0	.000	0	0-0
GA Southern	W, 2-1	*		0	0	0	0	.000	0	.000	0	0-0
FAU	W, 2-0	*		0	1	1	1	.000	1	1.00	0	0-0
Lipscomb												
at Marshall												
South Carolina												

## CAREER LINE

Season	GP	GS	G	A	PTS	SH	SH%	SOG	SOG%	GW	PK-ATT
2013	6	0	0	0	0	1	.000	0	.000	0	0-0
2014	Redshirted										
2015	15	7	0	0	0	8	.000	3	.375	0	0-0
2016	12	0	0	0	0	2	.000	1	.500	0	0-0
2017	13	8	0	1	0	2	.000	5	.250	0	0-0
Total	46	5	0	1	0	13	.000	9	.375	0	0-0





# 22 CHASE RUSHING

M | 6-0 | 170 | Sophomore

## 2017 GAME-BY-GAME

Opponent	Score	GP	GS	G	A	Pts.	Sh.	Sh.%	SOG	SOG%	GW	Pk-Att.
UNCG	T, 0-0	*	*	0	0	0	0	.000	0	.000	0	0-0
at Memphis	W, 3-0	*		0	0	0	0	.000	0	.000	0	0-0
at Jacksonville	W, 2-1	*		0	0	0	0	.000	0	.000	0	0-0
Missouri State	T, 0-0	*		0	0	0	0	.000	0	.000	0	0-0
at Kentucky	L, 0-0	*		0	0	0	0	.000	0	.000	0	0-0
FIU	L, 1-2	*		0	0	0	0	.000	0	.000	0	0-0
at ODU	L, 2-3	*		0	0	0	0	.000	0	.000	0	0-0
Charlotte	- DNP -											
at GA State	L, 1-4	*		0	0	0	1	.000	0	.000	0	0-0
Central Ark.	W, 2-1	*		0	0	0	1	.000	0	.000	0	0-0
at New Mexico	L, 0-2	*	*	0	0	0	0	.000	0	.000	0	0-0
GA Southern	W, 2-1	*	*	0	0	0	1	.000	1	1.00	0	0-0
FAU	W, 2-0	*	*	0	0	0	1	.000	0	.000	0	0-0
Lipscomb												
at Marshall												
South Carolina												

## THE RUSHING FILE

### Goals

Career 1 vs. Marshall (9/17/16)  
Season --

### Assists

Career --  
Season --

### Points

Career 2 vs. Marshall (9/17,16)  
Season --

## CAREER LINE

Season	GP	GS	G	A	PTS	SH	SH%	SOG	SOG%	GW	PK-ATT
2016	14	0	1	0	2	4	.250	1	.250	0	0-0
2017	12	4	0	0	0	4	.000	1	.250	0	0-0
Total	26	4	1	0	2	8	.250	1	.250	0	0-0



# 23 KEVIN WALLACE

F/M | 6-2 | 160 | RS-Sophomore

## 2017 GAME-BY-GAME

Opponent	Score	GP	GS	G	A	Pts.	Sh.	Sh.%	SOG	SOG%	GW	Pk-Att.
UNCG	T, 0-0	*		0	0	0	0	.000	0	.000	0	0-0
at Memphis	W, 3-0	*		0	0	0	0	.000	0	.000	0	0-0
at Jacksonville	- DNP -											
Missouri State	- DNP -											
at Kentucky	- DNP -											
FIU	- DNP -											
at ODU	- DNP -											
Charlotte	- DNP -											
at GA State	L, 1-4	*		0	0	0	0	.000	0	.000	0	0-0
Central Ark.	W, 2-1	*		0	0	0	2	.000	0	.000	0	0-0
at New Mexico	L, 0-2	*		0	0	0	0	.000	0	.000	0	0-0
GA Southern	- DNP -											
FAU	- DNP -											
Lipscomb												
at Marshall												
South Carolina												

## THE WALLACE FILE

### Goals

Career --  
Season --

### Assists

Career --  
Season --

### Points

Career --  
Season --

## CAREER LINE

Season	GP	GS	G	A	PTS	SH	SH%	SOG	SOG%	GW	PK-ATT
2015	Redshirted										
2016	5	0	0	0	0	0	.000	0	.000	0	0-0
2017	5	0	0	0	0	1	.000	0	.000	0	0-0
Total	10	0	0	0	0	1	.000	0	.000	0	0-0





## THE BUETE FILE

## Goals

Career --  
Season --

## Assists

Career --  
Season --

## Points

Career --  
Season --

# 24 JOSEPH BUETE

M | 5-10 | 55 | Freshman

## 2017 GAME-BY-GAME

Opponent	Score	GP	GS	G	A	Pts.	Sh.	Sh.%	SOG	SOG%	GW	Pk-Att.
UNCG	T, 0-0	*		0	0	0	0	.000	0	.000	0	0-0
at Memphis	W, 3-0	*		0	0	0	0	.000	0	.000	0	0-0
at Jacksonville	- DNP -											
Missouri State	- DNP -											
at Kentucky	L, 0-1	*		0	0	0	0	.000	0	.000	0	0-0
FIU	- DNP -											
at ODU	L, 2-3	*		0	0	0	0	.000	0	.000	0	0-0
Charlotte	- DNP -											
at GA State	L, 1-4	*		0	0	0	0	.000	0	.000	0	0-0
Central Ark.	- DNP -											
at New Mexico	- DNP -											
GA Southern	W, 2-0	*		0	0	0	0	.000	0	.000	0	0-0
FAU	W, 2-0	*		0	0	0	1	.000	1	1.00	0	0-0
Lipscomb												
at Marshall												
South Carolina												

## CAREER LINE

Season	GP	GS	G	A	PTS	SH	SH%	SOG	SOG%	GW	PK-ATT
2017	5	0	0	0	0	1	.000	1	1.00	0	0-0
Total	5	0	0	0	0	1	.000	1	1.00	0	0-0



## THE STOCKLEY FILE

## Goals

Career --  
Season --

## Assists

Career --  
Season --

## Points

Career --  
Season --

# 26 BROOKS STOCKLEY

M | 5-9 | 145 | Freshman

## 2017 GAME-BY-GAME

Opponent	Score	GP	GS	G	A	Pts.	Sh.	Sh.%	SOG	SOG%	GW	Pk-Att.
UNCG	- DNP -											
at Memphis	- DNP -											
at Jacksonville	- DNP -											
Missouri State	- DNP -											
at Kentucky	- DNP -											
FIU	- DNP -											
at ODU	- DNP -											
Charlotte	- DNP -											
at GA State	- DNP -											
Central Ark.	- DNP -											
at New Mexico	- DNP -											
GA Southern	- DNP -											
FAU	- DNP -											
Lipscomb												
at Marshall												
South Carolina												

## CAREER LINE

Season	GP	GS	G	A	PTS	SH	SH%	SOG	SOG%	GW	PK-ATT
2017	--	--	--	--	--	--	--	--	--	--	--
Total	--	--	--	--	--	--	--	--	--	--	--





# 30 JAKE FUTRELL

D | 6-2 | 170 | RS-Freshman

## 2017 GAME-BY-GAME

Opponent	Score	GP	GS	G	A	Pts.	Sh.	Sh.%	SOG	SOG%	GW	Pk-Att.
UNCG	- DNP -											
at Memphis	W, 3-0	*		0	0	0	1	.000	1	1.00	0	0-0
at Jacksonville	- DNP -											
Missouri State	- DNP -											
at Kentucky	- DNP -											
FIU	- DNP -											
at ODU	L, 2-3	*		0	0	0	0	.000	0	.000	0	0-0
Charlotte	- DNP -											
at GA State	L, 1-4	*		0	0	0	0	.000	0	.000	0	0-0
Central Ark.	- DNP -											
at New Mexico	- DNP -											
GA Southern	W, 2-0	*		0	0	0	1	.000	0	.000	0	0-0
FAU	- DNP -											
Lipscomb												
at Marshall												
South Carolina												

## THE FUTRELL FILE

### Goals

Career --  
Season --

### Assists

Career --  
Season --

### Points

Career --  
Season --

## CAREER LINE

Season	GP	GS	G	A	PTS	SH	SH%	SOG	SOG%	GW	PK-ATT
2017	4		0	0	0	2	.000	1	1.00	0	0-0
Total	4		0	0	0	2	.000	1	1.00	0	0-0

## NATIONAL POLLS (Oct. 11)

### NSCAA/Continental Tire

1. Indiana
2. Wake Forest
3. Maryland
4. North Carolina
5. Louisville
6. Stanford
7. **Clemson**
8. Western Michigan
9. Michigan State
10. Virginia
11. **FIU**
12. Notre Dame
13. Georgetown
14. SMU
15. Duke
16. Duke
17. Cal
18. New Hampshire
19. Akron
20. Dartmouth
21. Washington
22. Rider
23. Michigan
24. **New Mexico**
25. Seattle

### Soccer America

1. Indiana
2. Maryland
3. Wake Forest
4. North Carolina
5. Stanford
6. Virginia
7. **Clemson**
8. Duke
9. Louisville
10. Georgetown
11. Notre Dame
12. Western Michigan
13. Akron
14. **FIU**
15. West Virginia
16. Michigan State
17. SMU
18. New Hampshire
19. Air Force
20. Michigan
21. Pacific
22. UCONN
23. Butler
24. **Old Dominion**
25. Columbia

### NCAA Coaches

1. Indiana
2. Wake Forest
3. Maryland
4. North Carolina
5. Louisville
6. Stanford
7. Clemson
8. Western Michigan
9. Michigan State
10. Virginia
11. **FIU**
12. Notre Dame
13. Georgetown
14. SMU
15. Duke
16. Air Force
17. Cal
18. New Hampshire
19. Akron
20. Dartmouth
21. Washington
22. Rider
23. Michigan
24. New Mexico
25. Seattle

Poll	Pre	1	2	3	4	5	6	7	8	9	10	11	12	13	Final
NSCAA	NR	RV	RV	NR	NR	NR	NR	NR	NR	NR					
SA	--	--	--	NR	NR	NR	NR	NR	NR	NR					
NCAA RPI	--	--	--	NR	NR	NR	NR	NR	NR	NR					
NSCAA Regional	--	6	5	10	10	NR	NR	NR	NR	NR					



2017 BOX SCORES

Soccer Box Score (Final)  
The Automated ScoreBook  
UNC Greensboro vs UAB (Aug 25, 2017 at Birmingham, Ala.)

UNC Greensboro (0-0-1) vs.

UAB (0-0-1)

Date: Aug 25, 2017 • Attendance: 1159

Weather:

UNC Greensboro

Po #	Player	Sh	SO	G	A	Min
gk 1	Jon Milligan	-	-	-	-	110
4	Faisal Alimbaslat	-	-	-	-	30
5	Leeroy Maguraushe	2	-	-	-	88
7	Matteo Busio	-	-	-	-	92
8	Nelson Oceano	1	-	-	-	48
11	Matt Mattis	2	1	-	-	78
12	Alexander Lewis	1	-	-	-	44
14	Nicholas Downs	2	1	-	-	58
18	Damon Youmans	1	1	-	-	82
20	Casey Penland	1	-	-	-	101
23	Josh Masten	2	-	-	-	105
--	Substitutes --	-	-	-	-	-
2	Tavion Webb	-	-	-	-	4
3	Eric Gunnarsson	-	-	-	-	15
6	Jesper Larsson	-	-	-	-	22
9	Sandro Bradara	-	-	-	-	69
10	Moises Gonzalez	-	-	-	-	11
15	Austin Matthews	1	-	-	-	99
16	Cyril Owolabi	1	1	-	-	38
19	Tevyn Henry	-	-	-	-	9
21	Manny Apau	1	1	-	-	45
26	Kyle Lawrence	-	-	-	-	26
28	Payne McKiver	-	-	-	-	5
29	Alex Henderson	-	-	-	-	18
Totals		15	5	0	0	

#	Goalkeepers	Min	GA	Saves
1	Jon Milligan	110:00	0	4

Shots by period	1	2	OT	O2	Total
UNC Greensboro	3	7	3	2	15
UAB	7	9	1	0	17

Corner kicks	1	2	OT	O2	Total
UNC Greensboro	2	5	3	0	10
UAB	2	4	0	0	6

Scoring summary:

No.	Time	Team	Goal scorer	Assist	Description
-----	------	------	-------------	--------	-------------

Cautions and ejections:

YC-UNCG #16 (52:26)

UNC Greensboro-Jon Milligan (0-0-1). UAB-TEAL, James (0-0-1).

Stadium: BBVA Compass Field

Officials: Referee: Sam Bierster; Asst. Referee: Amin Hadzic; Mike Lavergne;

Alt. Official: Michael Smith; Scorer: Abby Vinson;

Offsides: UNC Greensboro 1, UAB 0.

Official's signature

Soccer Box Score (Final)  
The Automated ScoreBook  
UAB vs Jacksonville (Sep 01, 2017 at Jacksonville, Fla.)

UAB (2-0-1) vs.

Jacksonville (0-3-0)

Date: Sep 01, 2017 • Attendance: 252

Weather: Partly cloudy, 83 degrees, winds SSW 8 mph

UAB

Po #	Player	Sh	SO	G	A	Min
gk 1	TEAL, James	-	-	-	-	90
d 2	MABIALA, Gael	-	-	-	-	60
d 5	RICOURT, Alexandre	1	1	-	-	90
f 6	FERRIN, Massimo	2	1	1	-	80
mf 11	MORA, Eder	3	1	-	-	71
f 12	O'HARA, Aidan	1	1	-	-	55
mf 14	VALVERDE, David	-	-	-	-	69
d 15	LAURENT, Mathieu	-	-	-	-	90
f 19	BROOKER, Adam	1	-	-	-	53
mf 20	TYLER, Tarnue	2	-	-	-	51
d 21	STROUPE, Chandler	-	-	-	-	60
--	Substitutes --	-	-	-	-	-
3	NELSON, Trey	2	1	1	-	21
4	PELLIZZA, Andrea	-	-	-	-	30
7	SULLIVAN, Ryan	-	-	-	-	39
8	MAKINDE, Philip	-	-	-	-	24
9	DAJANI, Rami	-	-	-	-	17
18	REICHMAN, Chris	-	-	-	-	31
22	RUSHING, Chase	-	-	-	-	38
Totals		12	5	2	1	

#	Goalkeepers	Min	GA	Saves
1	TEAL, James	90:00	1	4

Shots by period	1	2	Total
UAB	8	4	12
Jacksonville	7	7	14

Corner kicks	1	2	Total
UAB	3	3	6
Jacksonville	2	9	11

Scoring summary:

No.	Time	Team	Goal scorer	Assist	Description
-----	------	------	-------------	--------	-------------

1. 16:29 UAB FERRIN, Massimo (unassisted) Free kick taker scores on the free kick

2. 36:23 UAB NELSON, Trey (unassisted) Passed in to 3 who headered over goalie out of box

3. 70:42 JU BENNETT, Kai (1) BEAUPLAN, Redondo Beauplan passes into the box to an awaiti who soft touches in

Cautions and ejections:

YC-UAB #5 (72:36)

Win-TEAL, James (2-0-1). Loss-O'CONNOR, Liam (0-2-0).

Stadium: Southern Oak Stadium

Officials: Referee: Emmanuel Darriba; Asst. Referee: Sergio Virvescas;

Matthew Lombardi; Timekeeper: Allan Gattis; Scorer: Cooper Welch;

Offsides: UAB 1, Jacksonville 0.

Official's signature



Soccer Box Score (Final)  
2017 Memphis Men's Soccer  
UAB vs Memphis (Aug 27, 2017 at Memphis, Tenn.)



UAB (1-0-1) vs.

Memphis (0-1-1)

Date: Aug 27, 2017 • Attendance: 332

Weather: 69 degrees, mostly cloudy, winds N @ 4 mph

UAB

Po #	Player	Sh	SO	G	A	Min
gk 1	TEAL, James	-	-	-	-	90
d 2	MABIALA, Gael	-	-	-	-	51
d 4	PELLIZZA, Andrea	-	-	-	-	56
d 5	RICOURT, Alexandre	-	-	-	-	90
f 6	FERRIN, Massimo	3	3	1	-	46
f 8	MAKINDE, Philip	3	1	1	-	47
m 11	MORA, Eder	-	-	-	-	76
m 14	VALVERDE, David	1	1	1	-	57
f 19	BROOKER, Adam	1	1	-	-	44
m 20	TYLER, Tarnue	-	-	-	-	41
d 21	STROUPE, Chandler	-	-	-	-	90
--	Substitutes --	-	-	-	-	-
3	NELSON, Trey	-	-	-	-	40
7	SULLIVAN, Ryan	-	-	-	-	49
13	HENZE, Erik	-	-	-	-	12
18	REICHMAN, Chris	-	-	-	-	52
22	RUSHING, Chase	-	-	-	-	51
23	WALLACE, Kevin	-	-	-	-	29
24	BUETE, Joseph	-	-	-	-	33
30	FUTRELL, Jake	1	1	-	-	36
Totals		9	7	3	1	

#	Goalkeepers	Min	GA	Saves
1	TEAL, James	90:00	0	3

Shots by period	1	2	Total
UAB	4	5	9
Memphis	3	6	9

Corner kicks	1	2	Total
UAB	1	3	4
Memphis	3	4	7

Scoring summary:

No.	Time	Team	Goal scorer	Assist	Description
-----	------	------	-------------	--------	-------------

1. 12:42 UAB MAKINDE, Philip (1) BROOKER, Adam Cross from the left side, finished through t goalkeeper's hands.

2. 15:12 UAB FERRIN, Massimo (1) Penalty kick

3. 32:47 UAB VALVERDE, David (1) (unassisted) Long shot floated over the goalkeeper.

Cautions and ejections:

YC-UAB #2 (66:14); YC-MEM #18 (74:07); YC-MEM #17 (76:50);

YC-UAB #23 (86:08)

Win-TEAL, James (1-0-1). Loss-LEEKER, Jake (0-1-1).

Stadium: MRC

Officials: Referee: Cory Richardson; Asst. Referee: Ray Strehlau; Michael Carlson;

Alt. Official: Matt Nelson;

Offsides: UAB 1, Memphis 1.

Official's signature

Soccer Box Score (Final)  
The Automated ScoreBook  
Missouri State vs UAB (Sep 04, 2017 at Birmingham, Ala.)

Missouri State (1-1-1) vs.

UAB (2-0-2)

Date: Sep 04, 2017 • Attendance: 897

Weather:

Missouri State

Po #	Player	Sh	SO	G	A	Min
gk 1	Priestley, Liam	-	-	-	-	110
d 2	Laird, Jake	-	-	-	-	110
d 3	Burtonshaw, Nick	1	-	-	-	110
f 7	Lewis, Harry	3	2	-	-	106
mf 8	Robins, Jordy	-	-	-	-	110
f 9	Ingram, Connor	2	2	-	-	102
mf/10	Buckle, Jake	-	-	-	-	29
mf 11	Wilkin, Stuart	1	-	-	-	38
d 16	De Jong, Dylan	1	-	-	-	110
d 20	Langan, Connor	1	1	-	-	110
mf/21	Hiebert, Kyle	-	-	-	-	110
--	Substitutes --	-	-	-	-	-
12	Stoll, David	-	-	-	-	9
19	Wu, Ian	-	-	-	-	61
22	Karns, Dakota	-	-	-	-	6
26	Jones, Ian	-	-	-	-	42
28	Stratton, Greg	-	-	-	-	46
Totals		9	5	0	0	

#	Goalkeepers	Min	GA	Saves
1	Priestley, Liam	110:00	0	6

Shots by period	1	2	OT	O2	Total
Missouri State	5	3	0	1	9
UAB	8	7	3	1	19

Corner kicks	1	2	OT	O2	Total
Missouri State	2	2	0	0	4
UAB	5	3	1	2	11

Scoring summary:

No.	Time	Team	Goal scorer	Assist	Description
-----	------	------	-------------	--------	-------------

1. 16:29 UAB FERRIN, Massimo (unassisted) Free kick taker scores on the free kick

2. 36:23 UAB NELSON, Trey (unassisted) Passed in to 3 who headered over goalie out of box

3. 70:42 JU BENNETT, Kai (1) BEAUPLAN, Redondo Beauplan passes into the box to an awaiti who soft touches in

Cautions and ejections:

YC-UAB #20 (62:12); RC-UAB #20 (100:07)

Missouri State-Priestley, Liam (1-1-1). UAB-TEAL, James (2-0-2).

Stadium: BBVA Compass Field

Officials: Referee: Esteban Rosano; Asst. Referee: Brian Grozdanoff; Matt Jackson;

Alt. Official: Bob Johnson; Scorer: Abby Vinson;

Offsides: Missouri State 1, UAB 0.

Official's signature





**Soccer Box Score (Final)**  
**2017 UK Men's Soccer**  
UAB vs #19 Kentucky (Sep 08, 2017 at Lexington, Ky.)

UAB (2-2-1, 0-1-0 CUSA) vs.  
Kentucky (4-0-1, 1-0-0 CUSA)  
Date: Sep 08, 2017 • Attendance: 1921  
Weather: 68 degrees, clear

Po #	Player	Sh	SO	G	A	Min
g 1	TEAL, James	-	-	-	-	90
d 2	MABIALA, Gael	1	1	-	-	66
d 5	RICOURT, Alexandre	1	1	-	-	90
m 6	FERRIN, Massimo	3	1	-	-	86
f 9	DAJANI, Rami	2	1	-	-	67
m 11	MORA, Eder	-	-	-	-	57
f 12	O'HARA, Aidan	1	-	-	-	40
m 14	VALVERDE, David	1	-	-	-	76
d 15	LAURENT, Mathieu	-	-	-	-	90
f 19	BROOKER, Adam	-	-	-	-	71
d 21	STROUPE, Chandler	-	-	-	-	72
-- Substitutes --						
3	NELSON, Trey	-	-	-	-	50
7	SULLIVAN, Ryan	3	-	-	-	56
8	MAKINDE, Philip	-	-	-	-	19
16	WATSON, Donovan	-	-	-	-	7
18	REICHMAN, Chris	-	-	-	-	35
22	RUSHING, Chase	-	-	-	-	7
24	BUETE, Joseph	-	-	-	-	12
Totals		12	4	0	0	

#	Goalkeepers	Min	GA	Saves
1	TEAL, James	90:00	1	3

Shots by period	1	2	Total
UAB	5	7	12
Kentucky	5	6	11

Corner kicks	1	2	Total
UAB	4	1	5
Kentucky	2	5	7

**Scoring summary:**

No.	Time	Team	Goal scorer	Assist	Description
1.	85:18	UK	Pedersen, Mikkel (2)	Williams, J	Spin move to get endline, served the box finished

**Cautions and ejections:**

YC-UAB #7 (76:58)

Win-Facusse, Enrique (4-0-1). Loss-TEAL, James (2-1-1).

Stadium: The Bell

Officials: Referee: Artur Sibiga; Asst. Referee: Matt McIntyre; Bradley Jordan;

Alt. Official: Majid Rezaee; Timekeeper: Andrew Woelfel; Scorer: Chris Shoals;

Offsides: UAB 1, Kentucky 1.

Goals by period	1	2	Total
UAB	0	0	0
Kentucky	0	1	1

Po #	Player	Sh	SO	G	A	Min
g 24	Facusse, Enrique	-	-	-	-	90
d 2	Bumpus, Alex	-	-	-	-	90
m 4	Stockton, Sam	1	-	-	-	90
d 5	Jones, Leon	-	-	-	-	90
f 9	McKelvey, Andrew	3	2	-	-	58
f 10	Pedersen, Mikkel	2	1	-	-	79
m 15	Barajas, Kevin	1	-	-	-	86
m 16	Hutchins, Noah	2	-	-	-	38
f 17	Probert, Connor	-	-	-	-	74
m 20	Souder, London	1	-	-	-	90
d 22	Hummel, Tanner	1	1	-	-	90
-- Substitutes --						
3	Namjoudpanah, Keyara	-	-	-	-	39
6	Mabika, Aime	-	-	-	-	4
7	Williams, J	-	-	-	-	32
21	Elmedkhar, Kalil	-	-	-	-	23
28	Stojkovic, Stefan	-	-	-	-	16
Totals		11	4	1	1	

#	Goalkeepers	Min	GA	Saves
24	Facusse, Enrique	90:00	0	4

Saves by period	1	2	Total
UAB	1	2	3
Kentucky	1	3	4

Goalkeepers	1	2	Total
UAB	1	2	3
Kentucky	1	3	4

**Scoring summary:**

No.	Time	Team	Goal scorer	Assist	Description
1.	85:18	UK	Pedersen, Mikkel (2)	Williams, J	Spin move to get endline, served the box finished

**Cautions and ejections:**

YC-UAB #7 (76:58)

Win-Facusse, Enrique (4-0-1).

Loss-TEAL, James (2-1-1).

Stadium: The Bell

Officials: Referee: Artur Sibiga; Asst. Referee: Matt McIntyre; Bradley Jordan;

Alt. Official: Majid Rezaee; Timekeeper: Andrew Woelfel; Scorer: Chris Shoals;

Offsides: UAB 1, Kentucky 1.

**Soccer Box Score (Final)**  
**2017 ODU Men's Soccer**

UAB vs Old Dominion (Sep 23, 2017 at NORFOLK, Va.)

UAB (2-3-2) vs.  
Old Dominion (5-1-2)  
Date: Sep 23, 2017 • Attendance: 463  
Weather: 80 and clear

Po #	Player	Sh	SO	G	A	Fo	Min
1	TEAL, James	-	-	-	-	-	80
2	MABIALA, Gael	1	-	-	-	-	72
6	FERRIN, Massimo	1	1	-	-	-	81
7	SULLIVAN, Ryan	-	-	-	-	-	27
9	DAJANI, Rami	3	3	1	-	-	53
11	MORA, Eder	1	-	-	-	-	90
14	VALVERDE, David	1	1	-	-	-	77
15	LAURENT, Mathieu	-	-	-	-	-	45
16	WATSON, Donovan	-	-	-	-	-	79
20	TYLER, Tarnue	1	1	-	-	-	77
21	STROUPE, Chandler	-	-	-	-	-	50
-- Substitutes --							
0	MEHL, Julian	-	-	-	-	-	10
4	PELLIZZA, Andrea	-	-	-	-	-	18
5	RICOURT, Alexandre	-	-	-	-	-	48
12	O'HARA, Aidan	-	-	-	-	-	32
18	REICHMAN, Chris	-	-	-	-	-	18
19	BROOKER, Adam	-	-	-	-	-	40
22	RUSHING, Chase	-	-	-	-	-	24
24	BUETE, Joseph	-	-	-	-	-	13
30	FUTRELL, Jake	-	-	-	-	-	10
Totals		8	6	2	1	14	

#	Goalkeepers	Min	GA	Saves
1	TEAL, James	80:50	3	2
0	MEHL, Julian	9:10	0	0

Shots by period	1	2	Total
UAB	2	6	8
Old Dominion	7	4	11

Corner kicks	1	2	Total
UAB	4	1	5
Old Dominion	6	4	10

**Scoring summary:**

No.	Time	Team	Goal scorer	Assist	Description
1.	16:15	ODU	WILSCHREY, Max (4)	PERDUE, Brandon	A pass from Perdue and a bullet straight t
2.	18:30	ODU	PERDUE, Brandon (5)	SLOTMAKER, Fox	From a corner, assisted by 6, 12 shot to t
3.	58:30	UAB	DAJANI, Rami (1)	TYLER, Tarnue	assist from 20, shot to right of net past
4.	63:21	ODU	TAYLOR, CJ (1)	EDWARDS, Tyler	pass from 9 to 25 straight past goalie into
5.	85:23	UAB	FERRIN, Massimo (3)	(unassisted)	Chipped over goalie and shot with an emp

**Cautions and ejections:**

YC-ODU #7 (50:10); YC-ODU #6 (81:32)

Win-AKAR, Mertcan (5-1-2). Loss-TEAL, James (2-3-2).

Stadium: ODU Soccer Stadium

Officials: Referee: Richonne Clark; Asst. Referee: Michael Schatzel; Brian Saucedo;

Alt. Official: Chip Boatwright;

Offsides: UAB 0, Old Dominion 0.

Goals by period	1	2	Total
UAB	0	2	2
Old Dominion	2	1	3

Po #	Player	Sh	SO	G	A	Fo	Min
2	FILERMAN, Jimmy	-	-	-	-	-	90
3	WUSTENBERG, Tom	-	-	-	-	-	64
4	MCLAUGHLIN, Ryan	-	-	-	-	-	45
5	WALKE, Garrett	-	-	-	-	-	90
6	SLOTMAKER, Fox	2	1	-	-	-	90
7	KLOSTERHALFEN, Ni	1	-	-	-	-	78
8	KROSCHEWITZ, Hans	-	-	-	-	-	75
10	HAURET, Sebastian	-	-	-	-	-	90
11	WILSCHREY, Max	1	1	-	-	-	90
12	PERDUE, Brandon	2	1	1	-	-	44
23	AKAR, Mertcan	-	-	-	-	-	90
-- Substitutes --							
9	EDWARDS, Tyler	4	1	-	-	-	63
15	NAJIB, Amir	-	-	-	-	-	7
25	TAYLOR, CJ	1	1	1	-	-	47
Totals		11	5	3	3	18	

#	Goalkeepers	Min	GA	Saves
23	AKAR, Mertcan	90:00	2	4

Saves by period	1	2	Total
UAB	2	0	2
Old Dominion	2	2	4

Fouls	1	2	Total
UAB	5	9	14
Old Dominion	6	12	18

**Scoring summary:**

No.	Time	Team	Goal scorer	Assist	Description
1.	16:15	ODU	WILSCHREY, Max (4)	PERDUE, Brandon	A pass from Perdue and a bullet straight t
2.	18:30	ODU	PERDUE, Brandon (5)	SLOTMAKER, Fox	From a corner, assisted by 6, 12 shot to t
3.	58:30	UAB	DAJANI, Rami (1)	TYLER, Tarnue	assist from 20, shot to right of net past
4.	63:21	ODU	TAYLOR, CJ (1)	EDWARDS, Tyler	pass from 9 to 25 straight past goalie into
5.	85:23	UAB	FERRIN, Massimo (3)	(unassisted)	Chipped over goalie and shot with an emp

**Cautions and ejections:**

YC-ODU #7 (50:10); YC-ODU #6 (81:32)

Win-AKAR, Mertcan (5-1-2).

Loss-TEAL, James (2-3-2).

Stadium: ODU Soccer Stadium

Officials: Referee: Richonne Clark; Asst. Referee: Michael Schatzel; Brian Saucedo;

Alt. Official: Chip Boatwright;

Offsides: UAB 0, Old Dominion 0.

**Soccer Box Score (Final)**  
**The Automated ScoreBook**  
FIU vs UAB (Sep 14, 2017 at Birmingham, Ala.)

FIU (3-0-2, 1-0-0) vs.  
UAB (2-2-2, 0-2-0)  
Date: Sep 14, 2017 • Attendance: 659  
Weather:

Po #	Player	Sh	SO	G	A	Min
gk 1	FAUROUX, Hugo	-	-	-	-	90
m 3	MARIE, Paul	1	-	-	-	90
d 5	HEZEL, Marvin	-	-	-	-	90
d 6	OLAFSEN, Simen	-	-	-	-	90
f 7	PATINO, Santiago	8	2	1	-	73
m 8	MACHADO, Jordan	1	-	-	-	62
f 9	GIOVINE, Luca	1	1	-	-	90
d 11	AHLINVI, Jorus	1	1	-	-	62
d 13	NEUBHARD, DESHA	1	-	-	-	70
m 18	SARRAZA, Matias	-	-	-	-	55
m 26	TOMLINSON, Donald	-	-	-	-	86
-- Substitutes --						
10	CAMPOY, Alessandro	-	-	-	-	28
12	ALVAREZ, Alvaro	-	-	-	-	17
14	AVILA, Jordi	-	-	-	-	20
16	BOOTH, Andrew	-	-	-	-	4
17	RIOS, Darren	-	-	-	-	49
22	CALVO, Esteban	-	-	-	-	28
Totals		13	4	2	1	

#	Goalkeepers	Min	GA	Saves
1	FAUROUX, Hugo	90:00	1	2

Shots by period	1	2	Total
FIU	11	2	13
UAB	2	8	10

Corner kicks	1	2	Total
FIU	5	3	8
UAB	1	1	2

**Scoring summary:**

No.	Time	Team	Goal scorer	Assist	Description
1.	13:57	FIU	PATINO, Santiago	GIOVINE, Luca	breakaway goal on an empty net
2.	14:53	FIU	AHLINVI, Jorus	(unassisted)	Goal from the top of the box
3.	56:56	UAB	BROOKER, Adam (1)	FERRIN, Massimo	Goal from the left side

**Cautions and ejections:**

YC-UAB #9 (33:07); YC-FIU #22 (83:36); YC-FIU #TM (89:27)

Win-FAUROUX, Hugo (2-0-2). Loss-TEAL, James (2-2-2).

Stadium: BBVA Compass Field

Officials: Referee: Richonne Clark; Asst. Referee: Michael Smith; Joshua Nobles;

Alt. Official: Danny Colpo; Timekeeper: Luke McCarthy; Scorer: Abby Vinson;

Offsides: FIU 2, UAB 0.

Team Yellow Card was on head coach Kevin Nylen

Goals by period	1	2	Total
FIU	2	0	2
UAB	0	1	1

Po #	Player	Sh	SO	G	A	Min
gk 1	TEAL, James	-	-	-	-	90
d 2	MABIALA, Gael	1	1	-	-	77
d 5	RICOURT, Alexandre	-	-	-	-	35
m 6	FERRIN, Massimo	3	1	-	-	82
f 9	DAJANI, Rami	3	-	-	-	80
m 11	MORA, Eder	-	-	-	-	90
m 14	VALVERDE, David	-	-	-	-	68
d 15	LAURENT, Mathieu	-	-	-	-	90
f 19	BROOKER, Adam	1	1	-	-	65
f 20	TYLER, Tarnue	-	-	-	-	58
d 21	STROUPE, Chandler	1	-	-	-	66
-- Substitutes --						
3	NELSON, Trey	-	-	-	-	10
7	SULLIVAN, Ryan	-	-	-	-	43
8	MAKINDE, Philip	-	-	-	-	10
12	O'HARA, Aidan	1	-	-	-	22
16	WATSON, Donovan	-	-	-	-	55
18	REICHMAN, Chris	-	-	-	-	0

Soccer Box Score (Final)  
The Automated ScoreBook  
UAB vs Georgia State (Oct 03, 2017 at Atlanta, Ga.)

UAB (2-4-3) vs.  
Georgia State (7-4)  
Date: Oct 03, 2017 • Attendance: 195  
Weather: 77 and partly cloudy

UAB		Sh	SO	G	A	Min
gk 1	TEAL, James	-	-	-	-	71
d 2	MABIALA, Gael	1	-	-	-	64
d 5	RICOURT, Alexandre	-	-	-	-	69
f 6	FERRIN, Massimo	4	1	-	-	55
f 9	DAJANI, Rami	-	-	-	-	62
mf 11	MORA, Eder	-	-	-	-	64
mf 14	VALVERDE, David	1	-	-	-	66
d 15	LAURENT, Mathieu	3	2	1	-	81
d 16	WATSON, Donovan	-	-	-	-	90
d 18	REICHMAN, Chris	-	-	-	-	42
f 19	BROOKER, Adam	1	-	-	-	62
-- Substitutes --		-	-	-	-	-
0	MEHL, Julian	-	-	-	-	19
3	NELSON, Trey	1	-	-	-	32
7	SULLIVAN, Ryan	-	-	-	-	36
8	MAKINDE, Philip	-	-	-	-	28
12	O'HARA, Aidan	1	-	-	-	28
20	TYLER, Tarnue	1	-	-	-	28
21	STROUPE, Chandler	-	-	-	-	28
22	RUSHING, Chase	-	-	-	-	24
23	WALLACE, Kevin	-	-	-	-	7
24	BUETE, Joseph	-	-	-	-	12
30	FUTRELL, Jake	-	-	-	-	23
Totals		14	3	1	1	

#	Goalkeepers	Min	GA	Saves
1	TEAL, James	70:33	3	4
0	MEHL, Julian	19:27	1	1

Shots by period	1	2	Total
UAB	6	8	14
Georgia State	10	7	17

Corner kicks	1	2	Total
UAB	4	4	8
Georgia State	2	1	3

Scoring summary:

No.	Time	Team	Goal scorer	Assist	Description
1.	30:13	GSUM	Alarape,Rashid (7)	Summerfield,Alex	
2.	52:43	GSUM	Hemmings,Max (2)	(unassisted)	
3.	58:29	GSUM	Hemmings,Max (3)	(unassisted)	Goal of deflection.
4.	76:40	GSUM	Proctor,George (1)	(unassisted)	
5.	82:31	UAB	LAURENT, Mathieu	WATSON, Donovan	

Cautions and ejections:

Stadium: GSU Soccer Complex  
Officials: Referee: Amin Hadzic; Asst. Referee: Griff Sims; Wesley Williams;  
Alt. Official: Benjamin Theisen; Timekeeper: GSU Sports Info; Scorer: GSU Sports Info;  
Offsides: UAB 1, Georgia State 1.

Official's signature

Soccer Box Score (Final)  
The Automated ScoreBook  
Central Arkansas vs UAB (Oct 07, 2017 at Birmingham, Ala.)

Central Arkansas (5-7-0, 3-1-0) vs.  
UAB (3-4-3, 0-3-1)  
Date: Oct 07, 2017 • Attendance: 459  
Weather: Breezy and Humid

Central Arkansas		Sh	SO	G	A	Min
gk 1	Olsen, Marc	-	-	-	-	90
d 3	Kumwenda, Dango	-	-	-	-	37
d 6	Genty, Lucas	-	-	-	-	48
d 8	Stricker, Blake	-	-	-	-	90
f 9	Brodacki, Niklas	4	2	1	-	90
m 10	San Roman, Pepe	1	-	-	-	78
d 13	Knutson, Daltyn	-	-	-	-	45
m 14	Holmes, Chris	2	1	-	-	81
m 18	Kubota, Kyosuke	-	-	-	-	70
f 19	Benamna, Donald	5	4	-	-	90
m 27	Lancaster, Nate	-	-	-	-	31
-- Substitutes --		-	-	-	-	-
2	Sandquist, Niklas	-	-	-	-	51
4	Illa, Christian	-	-	-	-	65
5	Ridener, Tyler	-	-	-	-	45
12	Jackson, Colton	-	-	-	-	20
24	Lauffer, Will	-	-	-	-	59
Totals		12	7	1	1	

#	Goalkeepers	Min	GA	Saves
1	Olsen, Marc	90:00	2	5

Shots by period	1	2	Total
Central Arkansas	8	4	12
UAB	7	7	14

Corner kicks	1	2	Total
Central Arkansas	2	4	6
UAB	0	3	3

Scoring summary:

No.	Time	Team	Goal scorer	Assist	Description
1.	12:25	UAB	FERRIN, Massimo (4)	DAJANI, Rami	Cross and shot from top of the box
2.	27:13	UCA 1*	Brodacki, Niklas (9)	Kubota, Kyosuke	Headed in on assist from 18
3.	83:55	UAB	O'HARA, Aidan (1)	(unassisted)	Breakaway shot in open space

Cautions and ejections:

YC-UAB #15 (12:47)

Win-TEAL, James (3-4-3). Loss-Olsen, Marc (5-5-0).  
Stadium: BBVA Compass Field  
Officials: Referee: Richonne Clark; Asst. Referee: Christopher Hentzman;  
Christopher Kloc; Alt. Official: Sam Bierster; Scorer: Abby Vinson;  
Offsides: Central Arkansas 1, UAB 1.

Official's signature

Soccer Box Score (Final)  
The Automated ScoreBook  
UAB vs New Mexico (Oct 14, 2017 at Albuquerque, N.M.)

UAB (3-5-3, 0-4-1 C-USA) vs.  
New Mexico (8-1-1, 3-1-1 C-USA)  
Date: Oct 14, 2017 • Attendance: 1224  
Weather: 72 degrees, 14 MPH

UAB		Sh	SO	G	A	Min
gk 1	TEAL, James	-	-	-	-	90
2	MABIALA, Gael	-	-	-	-	62
5	RICOURT, Alexandre	4	3	-	-	69
6	FERRIN, Massimo	2	-	-	-	72
9	DAJANI, Rami	2	-	-	-	72
11	MORA, Eder	1	-	-	-	72
14	VALVERDE, David	1	-	-	-	80
15	LAURENT, Mathieu	-	-	-	-	80
18	REICHMAN, Chris	-	-	-	-	64
20	TYLER, Tarnue	-	-	-	-	58
22	RUSHING, Chase	-	-	-	-	59
-- Substitutes --		-	-	-	-	-
3	NELSON, Trey	-	-	-	-	19
4	PELLIZZA, Andrea	-	-	-	-	31
7	SULLIVAN, Ryan	1	-	-	-	36
12	O'HARA, Aidan	-	-	-	-	2
16	WATSON, Donovan	-	-	-	-	54
19	BROOKER, Adam	2	1	-	-	50
21	STROUPE, Chandler	-	-	-	-	30
23	WALLACE, Kevin	-	-	-	-	10
Totals		12	5	0	0	

#	Goalkeepers	Min	GA	Saves
1	TEAL, James	90:00	2	6

Shots by period	1	2	Total
UAB	4	8	12
New Mexico	12	7	19

Corner kicks	1	2	Total
UAB	0	3	3
New Mexico	5	3	8

Scoring summary:

No.	Time	Team	Goal scorer	Assist	Description
1.	47:54	NM	OWN GOAL (1)	(unassisted)	UAB #22 cross, UAB defender put in back net
2.	74:28	NM	VIAL, Antoine (4)	SPANGENBERG, Simon	accepts pass just past mid field, passes d keep slides,goes aroun

Cautions and ejections:

YC-UAB #9 (52:17)

Win-BEAULIEU, Jason (8-3-1). Loss-TEAL, James (3-5-3).  
Stadium: UNM Soccer Complex  
Officials: Referee: Luis Guardia; Asst. Referee: Marco Vega; Robert Baca;  
Alt. Official: Nader Khalil; Timekeeper: Jose Estrada; Scorer: Chelsea Pitvorce;  
Offsides: UAB 2, New Mexico 2.

Official's signature

Soccer Box Score (Final)  
The Automated ScoreBook  
Georgia Southern vs UAB (Oct 17, 2017 at Birmingham, Ala.)

Georgia Southern (6-6-0, 1-1-0) vs.  
UAB (4-5-3, 0-4-1)  
Date: Oct 17, 2017 • Attendance: 904  
Weather:

Georgia Southern		Sh	SO	G	A	Min
gk 35	Robert Flott	-	-	-	-	90
d 2	Rasmus Juul	-	-	-	-	73
d 3	David Rhoades	1	-	-	-	60
d 5	Gonzalo Talavera	1	-	-	-	90
mf 6	Sander Wang	3	2	-	-	74
f 7	Javier Carbonell	2	2	-	-	47
d 8	Victor Gustafsson	3	3	1	-	90
f 14	Blake Wilson	1	-	-	-	78
mf 15	Aldair Cortes	-	-	-	-	90
d 16	Justin Little	-	-	-	-	90
mf 24	Alhaji Tambadu	-	-	-	-	61
-- Substitutes --		-	-	-	-	-
9	Jack Rittmeyer	-	-	-	-	17
10	Josh Bronstorph	-	-	-	-	22
12	Sebastian Gregersen	-	-	-	-	23
17	Adam Abdellaoui	-	-	-	-	36
19	Nick Wells	-	-	-	-	49
Totals		11	7	1	1	

#	Goalkeepers	Min	GA	Saves
35	Robert Flott	90:00	2	5

Shots by period	1	2	Total
Georgia Southern	7	4	11
UAB	10	4	14

Corner kicks	1	2	Total
Georgia Southern	8	4	12
UAB	3	2	5

Scoring summary:

No.	Time	Team	Goal scorer	Assist	Description
1.	22:21	GSO	Victor Gustafsson (1)	Nick Wells	Scored on breakaway
2.	28:56	UAB	SULLIVAN, Ryan (1)	(unassisted)	Drilled from the top of the box
3.	74:59	UAB	FERRIN, Massimo (5)	O'HARA, Aidan	Headed after 12 kicked it off the crossbar

Cautions and ejections:

YC-GSO #7 (15:46); YC-UAB #20 (84:54)

Win-TEAL, James (4-5-3). Loss-Robert Flott (4-4-0).  
Stadium: BBVA Compass Field  
Officials: Referee: Nima Saghaei; Asst. Referee: Larry Pachon; Sergii Demianchuk;  
Alt. Official: Danny Colpo; Scorer: Abby Vinson;  
Offsides: Georgia Southern 3, UAB 3.

Official's signature





Soccer Box Score (Final)  
The Automated ScoreBook  
Florida Atlantic vs UAB (Oct 21, 2017 at Birmingham, Ala.)

Florida Atlantic (1-12-0, 1-6-0) vs.  
UAB (5-5-3, 1-4-1)  
Date: Oct 21, 2017 • Attendance: 534  
Weather:

Florida Atlantic

Po #	Player	Sh	SO	G	A	Min
gk 32	MURILLO TORO, Julia	-	-	-	-	90
d 5	WILLIAMS, Christian	-	-	-	-	90
d 6	SIERCK, Immanuel	-	-	-	-	90
d 7	SOLBERG, Ferdinand	2	-	-	-	90
f 9	HUBER, Dylan	3	1	-	-	68
m 10	LARANNETO, Aaron	4	1	-	-	85
m 12	HALLE SMITH, Felix	-	-	-	-	53
m 14	SANCHIS, Carlos	2	2	-	-	76
d 15	MCLENNON, Matthew	-	-	-	-	90
m 21	RODRIGUEZ, Alvaro	-	-	-	-	74
f 23	DEL RIO, Danny	-	-	-	-	90
-- Substitutes --						
8	CAMPUZANO, Alvaro	-	-	-	-	14
16	GRANT, Nate	-	-	-	-	14
26	RACHIDI, Mahdi	-	-	-	-	24
27	FUSTER, Harrison	-	-	-	-	5
28	LUPO, London	2	2	-	-	38
Totals		13	6	0	0	

UAB

Po #	Player	Sh	SO	G	A	Min
gk 1	TEAL, James	-	-	-	-	90
d 2	MABIALA, Gael	1	-	-	-	59
d 5	RICOURT, Alexandre	-	-	-	1	90
m 6	FERRIN, Massimo	1	-	-	-	58
f 9	DAJANI, Rami	2	-	-	-	45
m 11	MORA, Eder	-	-	-	1	60
m 14	VALVERDE, David	-	-	-	-	74
d 15	LAURENT, Mathieu	1	1	1	-	90
d 18	REICHMAN, Chris	1	1	-	-	68
f 20	TYLER, Tarnue	1	1	1	-	53
m 22	RUSHING, Chase	1	-	-	-	59
-- Substitutes --						
3	NELSON, Trey	-	-	-	-	18
4	PELLIZZA, Andrea	-	-	-	-	23
7	SULLIVAN, Ryan	1	1	-	-	39
12	O'HARA, Aidan	1	-	-	-	45
16	WATSON, Donovan	-	-	-	-	22
19	BROOKER, Adam	1	-	-	-	38
21	STROUPE, Chandler	1	1	-	1	31
24	BUETE, Joseph	1	1	-	-	28
Totals		13	6	2	3	

# Goalkeepers

#	Goalkeepers	Min	GA	Saves
32	MURILLO TORO, Julia	90:00	2	4

Shots by period

	1	2	Total
Florida Atlantic	5	8	13
UAB	5	8	13

Corner kicks

	1	2	Total
Florida Atlantic	1	1	2
UAB	4	4	8

Scoring summary:

No.	Time	Team	Goal scorer	Assist	Description
1.	1:24	UAB	LAURENT, Mathieu (2)	MORA, Eder	Cross from David right in front of the net
2.	64:25	UAB	TYLER, Tarnue (1)	RICOURT, Alexandria STROUPE, Chandler	Kicked in off keeper deflection

Cautions and ejections:

YC-FAU #23 (12:06); YC-UAB #7 (34:41)

Win-TEAL, James (5-5-3). Loss-MURILLO TORO, Julian (0-3-0).  
Stadium: BBVA Compass Field  
Officials: Referee: Richonne Clark; Asst. Referee: Matthew Thompson; Uew Titti;  
Alt. Official: Danny Colpo; Scorer: Abby Vinson;  
Offsides: Florida Atlantic 3, UAB 3.


Official's signature

2017 UAB Men's Soccer

28



**Julian Mehl**  
GK - 6'1 - 170 - So.  
Cologne, Germany



**Seth Torman**  
GK - 6'3 - 160 - Fr.  
Pelham, Ala.




**James Teal**  
GK - 6'5 - 210 - RSFr.  
Chattanooga, Tenn.



**Gael Mabiala**  
D - 6'1 - 175 - Jr.  
Saint-Etienne, France



**Trey Nelson**  
F - 6'1 - 160 - So.  
Montgomery, Ala.



**Andrea Pelizza**  
D - 6'3 - 175 - So.  
Genoa, Italy




**Alexandria Ricourt**  
D - 6'1 - 160 - Fr.  
Paris, France




**Massimo Ferrin**  
F - 5'11 - 160 - So.  
Ontario, Canada



**Ryan Sullivan**  
M - 5'11 - 165 - RSSr.  
Prospect, Ky.



**Philip Makinde**  
F - 5'10 - 155 - RSSo.  
Ontario, Canada



**Rami Dajani**  
F - 5'11 - 165 - RSSr.  
Niles, Ill.



**DeAndre Robinson**  
M - 5'10 - 150 - Sr.  
Snellville, Ga.



**Eder Mora**  
M - 6'0 - 170 - RSSo.  
Dalton, Ga.



**Aidan O'Hara**  
F - 6'1 - 160 - Fr.  
Toronto, Canada



**Erik Henze**  
D - 6'1 - 185 - RSSo.  
Birmingham, Ala.



**David Valverde**  
M - 5'10 - 150 - Sr.  
Mobile, Ala.




**Mathieu Laurent**  
D - 6'2 - 175 - RSJr.  
Ontario, Canada




**Donovan Watson**  
D - 6'5 - 175 - Fr.  
Toronto, Canada



**Evan Scarbrough**  
M - 5'11 - 165 - RSSr.  
Searcy, Ark.



**Chris Reichman**  
D - 5'11 - 160 - RSSo.  
Englewood, Colo.



**Adam Brooker**  
F - 6'4 - 185 - So.  
Demopolis, Ala.



**Tarnue Tyler**  
F - 5'10 - 145 - So.  
Columbia, Mo.



**Chandler Stroupe**  
D - 6'0 - 170 - RSSr.  
Birmingham, Ala.



**Chase Rushing**  
M - 6'0 - 165 - Fr.  
River Ridge, La.



**Kevin Wallace**  
F - 6'2 - 180 - RSSo.  
Fulton, Mo.




**Joseph Buete**  
M - 5'9 - 145 - Fr.  
Wake Forest, N.C.




**Chandler Shirley**  
F - 5'11 - 155 - Fr.  
Jackson, Miss.




**Brooks Stockley**  
M - 5'9 - 145 - Fr.  
Charlotte, N.C.



**Jake Futrell**  
D - 6'3 - 170 - RSFr.  
Auburn, Ala.



**Mike Getman**  
Head Coach  
26th Season



**Justus Griffin**  
Assistant Coach  
23rd Season



**Joel Wallace**  
Assistant Coach  
Ninth Season



**Pachinno Roberts**  
Volunteer Assistant  
First Season



## MEN'S SOCCER RADIO/TV ROSTER