

Men's Soccer Contact: Abby Vinson // Email: avinson1@uab.edu // Cell: (205) 541-1751 // Office: (205) 934-0722

### 2017 SCHEDULE/RESULTS

**OVERALL: 3-5-3 // C-USA: 0-4-1**  
**HOME: 1-1-3 // AWAY: 2-4-0**

Date	Opponent	Result
Aug. 12	No. 5 Clemson (Exh.)	L, 0-3
Aug. 19	West Alabama (Exh.)	W, 2-0
Aug. 25	UNC Greensboro	T, 0-0 (2OT)
Aug. 27	at Memphis	W, 3-0
Sept. 1	at Jacksonville	W, 2-1
Sept. 4	Missouri State	T, 0-0 (2OT)
Sept. 8	at No. 20 Kentucky*	L, 0-1
Sept. 14	No. 17 FIU*	L, 1-2
Sept. 23	at Old Dominion*	L, 3-2
Sept. 30	Charlotte*	T, 1-1 (2OT)
Oct. 3	at Georgia State	L, 1-4
Oct. 7	Central Arkansas	W, 2-1
Oct. 14	at New Mexico*	L, 2-0
Oct. 17	Georgia Southern	7 p.m.
Oct. 21	Florida Atlantic*	7 p.m.
Oct. 24	Lipscomb	7 p.m.
Oct. 28	at Marshall*	6:30 p.m.
Nov. 3	South Carolina*	7 p.m.
Nov. 8	Quarterfinals ^	TBA
Nov. 10	Semi-Finals ^	TBA
Nov. 12	Championship ^	TBA

**Bold - Denotes home game at BBVA Compass Field**

\* - Conference USA game

^ - C-USA Tournament hosted by Old Dominion

All time listed Central

### TUES. OCT. 17 // BBVA COMPASS FIELD // BIRMINGHAM, ALA. // 7 PM



**BLAZERS**



**EAGLES**

**VS**

**Head Coach:** Mike Getman  
**Record at UAB:** 272-181-43/26  
**Career Record:** 314-207-52/31  
**Twitter:** @getmanm

**Stat Leaders**  
**Goals:** Ferrin, 4  
**Assists:** Multiple players, 2  
**Points:** Ferrin, 9  
**Saves:** Teal, 43  
**Twitter:** @UAB\_MSoc

**Head Coach:** Jeremy Fishbein  
**Record at Charlotte:** 206-76-40/16  
**Career Record:** 301-136-47/25

**Stat Leaders**  
**Goals:** Wilson, 3  
**Assists:** Carbonell, 6  
**Points:** Carbonell, 10  
**Saves:** Flott, 19  
**Twitter:** @GSAthletics\_MSO

### Game 12

**Broadcast:** CUSA TV

**Radio:** n/a

**Watch:** CUSA TV

**Live Stats:** UABSports.com

**Tickets:** BBVA Compass Field

**Series:** UAB leads, 2-0-1

**UAB In Birmingham:** 2-0-1

**Getman vs. Georgia Southern:** 2-0-1

**Last Meeting:** UAB 2-1 win (Aug. 26, 2012)

### UAB Probable Starters

Pos.	Name	No.	Class	GP-GS	G	A	Pts.	Sh.	Sh%	SOG	GW
D	Gael Mabiala	2	Jr.	11-11	0	0	0	10	.000	4	0
D	Alex Ricourt	5	Fr.	11-9	0	0	0	4	.000	4	0
M	Massimo Ferrin	6	So.	11-11	4	0	9	24	.167	14	0
F	Rami Dajani	9	RS-Sr.	9-8	2	2	6	15	.133	7	0
M	Eder Mora	11	RS-So.	11-11	0	0	0	9	.000	2	0
M	David Valverde	14	Sr.	11-11	1	0	2	7	.250	3	0
D	Mathieu Laurent	15	RS-Jr.	10-10	1	0	2	7	.143	2	0
D	Chris Reichman	18	RS-So.	9-4	0	0	0	1	.000	0	0
F	Tarnue Tyler	20	So.	11-6	0	1	1	8	.000	2	0
M	Chase Rushing	22	So.	10-2	0	0	0	2	.000	0	0

### QUICK KICKS

- Mike Getman is 15th winning active Division I coach, 37th on the all-time list

- Getman is in his 31st season with a 314-207-52 record and a 272-181-43 mark in 26 seasons at the helm of the UAB program

- UAB was the only team in Conference USA to record two shutouts during the opening weekend

- Former Blazer Daniel Guitan was inducted into the UAB Athletics Hall of Fame on Friday, Oct. 13

- The UAB Football team is hot right now

- The Blazers are looking for their win in Conference USA this season

Pos.	Name	No.	Class	GP-GS	Min.	GA	GAAvg.	SV	Pct	W-L-T	Shutouts
GK	James Teal	1	RS-Fr.	10-10	931:23	12	1.16	37	.755	3-4-3	3
GK	Julian Mehl	0	So.	2-0	28:37	1	3.15	1	.500	0-0-0	0

### UAB Reserves

Pos.	Name	No.	Class	GP-GS	G	A	Pts.	Sh.	Sh%	SOG	GW
F	Trey Nelson	3	So.	8-0	1	0	2	5	.200	1	1
D	Andrea Pelizza	4	So.	5-1	0	0	0	0	.000	0	0
M	Ryan Sullivan	7	RS-Sr.	9-1	0	0	0	6	.000	2	0
F	Philip Makinde	8	RS-So.	8-1	1	0	2	6	.200	2	0
F	Aidan O'Hara	12	Fr.	9-4	1	0	2	12	.083	4	0
D	Erik Henze	13	RS-So.	1-0	0	0	0	0	.000	0	0
D	Donovan Watson	16	Fr.	8-4	0	2	2	0	.000	0	0
F	Adam Brooker	19	So.	11-8	1	1	3	15	.067	6	0
D	Chandler Stroupe	21	RS-Sr.	11-8	0	0	0	2	.000	0	0
F/M	Kevin Wallace	23	RS-So.	4-0	0	0	0	2	.000	0	0
M	Joseph Buete	24	Fr.	5-0	0	0	0	0	.000	0	0
D	Jake Futrell	30	RS-Fr.	3-0	0	0	0	1	.000	1	0



## UAB NUMERICAL ROSTER

No.	PLAYER	Pos.	Ht.	Wt.	Cl.	HOMETOWN/LAST SCHOOL
0	Julian Mehl	GK	6-1	170	So.	Cologne, Germany/Henrich-Mann Gymnasium
00	Seth Torman	GK	6-3	160	Fr.	Pelham, Ala./Pelham
1	James Teal	GK	6-5	210	RS-Fr.	Chattanooga, Tenn./Notre Dame HS
2	Gael Mabiala	D	6-1	175	Jr.	Saint Etienne, France/Francis Marion
3	Trey Nelson	F	6-1	160	So.	Montgomery, Ala./Loveless Acad. Magnet Program
4	Andrea Pelizza	D	6-4	175	So.	Genoa, Italy, International
5	Alexandrea Ricourt	D	6-1	160	Fr.	Paris, France
6	Massimo Ferrin	F/M	5-11	160	So.	Ontario, Canada/St. Paul Catholic
7	Ryan Sullivan	M	5-11	165	RS-Sr.	Prospect, Ky./Clemson
8	Philip Makinde	F	5-10	155	RS-So.	Ontario, Canada/Drake
9	Rami Dajani	F	5-11	165	RS-Sr.	Niles, Ill./Main East
10	DeAndre Robinson	M	5-10	150	Sr.	Snellville, Ga./Brookwood
11	Eder Mora	M	6-0	175	RS-So.	Dalton, Ga./Dalton
12	Aidan O'Hara	F	6-1	160	Fr.	Toronto, Canada
13	Erik Henze	D	6-1	165	So.	Birmingham, Ala./Spain Park
14	David Valverde	M	5-10	150	Sr.	Mobile, Ala./Davidson
15	Mathieu Laurent	D	6-3	175	RS-Jr.	Markham, Ontario/ESC Renaissance
16	Donovan Watson	D	6-5	175	Fr.	Toronto, Canada/St. Theresa of Lisieux Catholic
17	Evan Scarbrough	D	5-11	165	RS-Sr.	Searcy, Ark./Searcy
18	Chris Reichman	D	5-11	160	RS-So.	Englewood, Colo./Cherry Creek
19	Adam Brooker	F	6-4	185	So.	Demopolis, Ala./Demopolis
20	Tarnue Tyler	M	5-9	145	So.	Columbia, Mo./Rock Ridge
21	Chandler Stroupe	D	6-0	170	RS-Sr.	Birmingham, Ala./Oak Mountain
22	Chase Rushing	M	6-0	165	So.	River Ridge, La./Jesuit
23	Kevin Wallace	F/M	6-2	160	RS-So.	Fulton, Mo./Fulton
24	Joseph Buete	M	5-9	145	Fr.	Wake Forest, N.C./Heritage
25	Chandler Shirley	F	5-11	155	Fr.	Jackson, Miss./Northwest Rankin
26	Brooks Stockley	M	5-9	145	Fr.	Charlotte, N.C./Charlotte Catholic
30	Jacob Futrell	D	6-1	170	RS-Fr.	Auburn, Ala./Auburn (HS)

## UAB ALPHABETICAL ROSTER

No.	PLAYER	Pos.	Ht.	Wt.	Cl.	HOMETOWN/LAST SCHOOL
19	Adam Brooker	F	6-4	185	So.	Demopolis, Ala./Demopolis
24	Joseph Buete	M	5-9	145	Fr.	Wake Forest, N.C./Heritage
9	Rami Dajani	F	5-11	165	RS-Sr.	Niles, Ill./Main East
6	Massimo Ferrin	F/M	5-11	160	So.	Ontario, Canada/St. Paul Catholic
30	Jacob Futrell	D	6-1	170	RS-Fr.	Auburn, Ala./Auburn (HS)
13	Erik Henze	D	6-1	165	So.	Birmingham, Ala./Spain Park
15	Mathieu Laurent	D	6-3	175	RS-Jr.	Markham, Ontario/ESC Renaissance
2	Gael Mabiala	D	6-1	175	Jr.	Saint Etienne, France/Francis Marion
8	Philip Makinde	F	5-10	155	RS-So.	Ontario, Canada/Drake
0	Julian Mehl	GK	6-1	170	So.	Cologne, Germany/Henrich-Mann Gymnasium
11	Eder Mora	M	6-0	175	RS-So.	Dalton, Ga./Dalton
3	Trey Nelson	F	6-1	160	So.	Montgomery, Ala./Loveless Acad. Magnet Program
12	Aidan O'Hara	F	6-1	160	Fr.	Toronto, Canada
4	Andrea Pelizza	D	6-4	175	So.	Genoa, Italy, International
18	Chris Reichman	D	5-11	160	RS-So.	Englewood, Colo./Cherry Creek
5	Alexandrea Ricourt	D	6-1	160	Fr.	Paris, France
10	DeAndre Robinson	M	5-10	150	Sr.	Snellville, Ga./Brookwood
22	Chase Rushing	M	6-0	165	So.	River Ridge, La./Jesuit
17	Evan Scarbrough	D	5-11	165	RS-Sr.	Searcy, Ark./Searcy
25	Chandler Shirley	F	5-11	155	Fr.	Jackson, Miss./Northwest Rankin
26	Brooks Stockley	M	5-9	145	Fr.	Charlotte, N.C./Charlotte Catholic
21	Chandler Stroupe	D	6-0	170	RS-Sr.	Birmingham, Ala./Oak Mountain
7	Ryan Sullivan	M	5-11	165	RS-Sr.	Prospect, Ky./Clemson
1	James Teal	GK	6-5	210	RS-Fr.	Chattanooga, Tenn./Notre Dame HS
00	Seth Torman	GK	6-3	160	Fr.	Pelham, Ala./Pelham
20	Tarnue Tyler	M	5-9	145	So.	Columbia, Mo./Rock Ridge
14	David Valverde	M	5-10	150	Sr.	Mobile, Ala./Davidson
23	Kevin Wallace	F/M	6-2	160	RS-So.	Fulton, Mo./Fulton
16	Donovan Watson	D	6-5	175	Fr.	Toronto, Canada/St. Theresa of Lisieux Catholic



## QUICK FACTS

## General

School..... UAB  
 Location..... Birmingham, Ala.  
 Founded..... 1969  
 Enrollment..... 18,698  
 President..... Dr. Ray Watts  
 Athletic Director..... Mark Ingram  
 Faculty Athletics Representative..... Dr. Frank Messina  
 Colors..... Forest Green and Old Gold  
 Nickname..... Blazers  
 Home Field..... BBVA Compass Field  
     Capacity..... 1,500  
     Surface..... Grass  
 UAB Record (Seasons)..... 6-3-1 (1)  
 Affiliation..... NCAA Division I  
 Conference..... Conference USA

## Coaching Staff

Head Coach..... Mike Getman  
     Alma Mater..... Indiana, 1982  
     Overall Record (Seasons)..... 314-207-52 (31)  
     UAB Record..... 272-181-43 (26)  
 Assistant Coach..... Justus Griffin  
     Alma Mater..... UAB, 1994  
 Assistant Coach..... Joel Wallace  
     Alma Mater..... MacMurray College, 1991  
 Volunteer Assistant..... Pachinno Roberts  
     Alma Mater..... UAB, 2014

## History

Inaugural Season..... 1979  
 All-Time Record..... 368-42-60  
 C-USA Record..... 101-71-17  
 NCAA Tournaments..... 8  
     Last Appearance..... 2014, First Round

## Media Relations

Associate AD/Communications..... Ted Feeley  
 Associate Athletic Communications Director..... Jay D'Abramo  
 Assistant Athletic Communications Director..... Josh Brunner  
 Athletic Communications Associate..... Shane Switzer  
 Athletic Communications Associate..... Abby Vinson  
 Office Phone..... (205) 934-0722  
 Mailing Address..... Bartow Arena West Tower  
     ..... 617 13th Street South  
     ..... Birmingham, Ala., 35294  
 UAB Athletics Website..... UABSports.com  
 UAB Athletics Facebook..... /UAB.Athletics  
 UAB Athletics Twitter..... @UAB\_Athletics  
 UAB Athletics Instagram..... UAB\_Athletics



**Left to Right - Front Row:** Philip Makinde, Chandler Stroupe, Rami Dajani, Ryan Sullivan, Evan Scarbrough, David Valverde, Tarnue Tyler, Massimo Ferrin, Brooks Stockley; **Middle Row:** Jonathan Wise, DeAndre Robinson, Chase Rushing, Eder Mora, Erik Henze, Alexandre Ricourt, Chandler Shirley, Chris Reichman, Joseph Buete, Trey Nelson, Stacey Torman; **Back Row:** Head Coach Mike Getman, Assistant Coach Justus Griffin, Aiden O'Hara, Adam Booker, Andrea Pelizza, Mathieu Laurent, Julian Mehl, James Teal, Seth Torman, Donovan Watson, Kevin Wallace, Jake Futrell, Gael Mabiala, Volunteer Assistant Pachinno Roberts, Assistant Coach Joel Wallace

## TRACKING OPPONENTS

Opponent	Result	Record
UNC Greensboro	T, 0-0 (2OT)	6-6-2
at Memphis	W, 3-0	2-7-3
at Jacksonville	W, 2-1	3-8-0
Missouri State	T, 0-0 (2OT)	8-3-1
at No. 19 Kentucky	L, 0-1	7-4-2
FIU	L, 1-2	8-0-3
at Old Dominion	L, 2-3	7-2-2
Charlotte	T, 1-1 (2OT)	5-3-3
at Georgia State	L, 1-4	9-4-0
Central Arkansas	W, 2-1	6-7-0
at New Mexico	L, 0-2	8-3-1
Georgia Southern		
FAU		
Lipscomb		
at Marshall		
South Carolina		

## WHAT'S HAPPENING THIS WEEK

## Monday, October 16

2:30 P.M. - Video

3:00 P.M. - Practice

## Tuesday, October 17

Beat Georgia Southern!

## Wednesday, October 18

Off

## Thursday, October 19

2:30 P.M. - Video

3:00 P.M. - Practice

## Friday, October 20

3:00 P.M. - Practice

## Saturday - October 21

7:00 P.M. - Beat Florida Atlantic!

## Sunday - October 22

Off

## Monday - October 23

2:30 P.M. - Video

3:00 P.M. - Practice

Most practices are open to the media.



## UAB VS. GEORGIA SOUTHERN

## Team Comparison

UAB	Georgia Southern
12	13
1.1	1.2
136	134
.088	.097
54	52
136	134
.397	.388
12.4	12.2
53	57
1-1	1-1
15	13
1.4	1.2
44	34
.746	.723
3	1
9	25
1	1

## Scouting Georgia Southern

- Georgia Southern enters Tuesday's contest with a 6-5 overall record. The Eagles score and give up 1.2 goals per game. They are coming off of a 1-0 victory over Campbell on Oct. 11.

- Javier Carbonell is assisting leads the offensive attack with six assists and 10 points. He ranks 17th in the NCAA in assists per game (0.6) to go along with being tabbed with the 26th most assists in the country.

## LAST TIME OUT: UAB | UAB AT NEW MEXICO | OCT. 17

**ALBUQUERQUE, N.M.** – Despite a career high in saves from keeper James Teal, the UAB men's soccer team fell 2-0 at New Mexico Saturday night at the UNM Soccer Complex.

"I thought we weathered the storm in the first half and then controlled the game in the second," head coach Mike Getman said. "However, we made two defensive mistakes and gave the game away. Give New Mexico credit, they are hard to beat at home but we have to stop making defensive mistakes."

After being tied 0-0 at the half, UAB kicked a New Mexico cross into the Blazers' goal to give the Lobos at 1-0 lead just two minutes after the break.

The game would remain 1-0 until the 74th minute when Antoine Vial found the back of the net off of a Simon Spangenberg cross to put New Mexico ahead 2-0 and secure the victory.

Teal tied his career high in saves with six. The freshman has collected 12 saves over the previous two games.

New Mexico led the Blazers in shots with 19 to the Blazers 12 and in shots on goal, eight to UAB's five.

UAB returns home Tuesday night to host Georgia Southern. Kickoff is slated for 7 p.m. from BBVA Compass Field.

For more information on the UAB men's soccer team, follow the Blazers on Twitter and Instagram (@UAB\_MSoc).



## LAST TIME OUT: GEORGIA SOUTHERN | GEORGIA SOUTHERN AT CAMPBELL | OCT. 11

**BUIES CREEK, N.C.** - Senior Adam Abdellaoui's goal at the 43rd minute mark was all that the Georgia Southern men's soccer team needed in picking up a 1-0 non-conference road victory at Campbell on Wednesday afternoon in Buies Creek, N.C.

The Eagles (6-5) improved to 3-0 on the road with the victory and halted a three-match win streak by the Camels (7-5-1). The win was also just the second in the series between the two teams, with the other win by Georgia Southern coming back in 2003.

"I thought we had a great response from the team today," Head Coach John Murphy said. "We take our rivalry with Georgia State very seriously, and everyone was disappointed with the performance on Saturday. To bounce back collectively like we did today was fantastic. The guy who scored the goal and the guy who had the assist both game off the bench, so it was a real team effort."

The lone goal in the match came just two minutes before halftime. Alhaji Tambadu connected with Josh Bronstorph on the right side of the box, and Bronstorph's ball came into Abdellaoui, who finished it inside the far post for his first goal of the season and the one-goal lead before halftime. The Eagles held an 8-5 edge in shots in the first half.

Georgia Southern came out in the second half looking to add to the one-goal lead as a pair of shots from Sander Wang forced saves from Campbell goalkeeper Matthew Mozynski in the first 10 minutes. The Eagles had five shots in the first 15 minutes of the second half, but Campbell weathered the barrage and kept it a one-goal match.

With time winding down in regulation, Torgeir Fjaer came up with a pair of big saves in the final 10 minutes to preserve the win - his save on Michael Lewis' shot in the 82nd minute was a spectacular diving save on a rising shot that helped keep the clean sheet. Fjaer had six saves in total for the match in picking up his first shutout of the season for the Eagles.

"I thought Torgeir was the player of the game," Murphy said. "He made some fantastic saves and it was his most complete effort since I've been here, and I'm very pleased for him. I thought our back four was solid and resolute, and our midfield did a nice job possessing and keeping the ball. Getting a clean sheet on the road is a good thing, and picking up a good win against a team that's going to win a lot more games down the stretch is important."

The Eagles finished the afternoon with a 15-10 edge in shots, and a 7-6 edge in shots on goal. Georgia Southern had nine corner kicks while holding the Camels without a corner on the day. The Camels were whistled for eight fouls, compared to six for the Eagles, and Georgia Southern was offside twice and Campbell once on the day.

Georgia Southern continues its three-game road swing on Tuesday, October 17th, visiting UAB for a 7:00 p.m. non-conference contest in Birmingham, Ala.

## UAB NOTES

### Just Peachy

UAB and Georgia Southern are meeting for just the fourth time in program history with UAB holding a 2-0-1 upperhand. The two squads last met Aug. 26, 2012 with UAB claiming a 2-1 win.

### Teal Is In

UAB redshirt freshman keeper has been the Blazers' spark plug this season. He ranks ninth among freshmen in the NCAA in saves per game with 3.9 and eighth in total saves with 43.

### May Donovan Assist You?

After missing the first part of the season, freshman Donovan Watson has been a kind teammate. He notched assists against Charlotte and Georgia State.

### Feeling it Ferrin

Midfielder Massimo Ferrin has provided the offensive spark that the Blazers' have needed this season. He leads the team in goals (4), points (9), penalty kicks (1-for-1) and shots (20).

### Game Winning Goals

Trey Nelson and Philip Makinde have both pitched in game winners for the Blazers. Nelson's came at Jacksonville while Makinde's came at Memphis.

### Da' You Know About Rami?

Redshirt senior Rami Dajani enters his fifth and final season on the verge of history. Dajani has tallied 16 goals in his career and needs five more to crack into the top-10 career goals in program history.

### Stiff Competition

Conference USA has historically been a tough league in men's soccer and this year has been no different. Teams are a combined 49-35-14 three teams ranked in various national polls.

### Debuting Dudes

A team loaded with young talent, seven Blazers have made their UAB debuts this season. James Teal, Gael Mabiala, Alexandria Ricourt, Aidan O'Hara, Donovan Watson, Josphe Buete and Jake Futrell have all appeared in games this season.

### Not So Friendly BBVA Compass Field

The Blazers' home turf hasn't been so friendly this season as UAB has recorded just one win on its home turf and hold a 1-1-3 record at the friendly confines of BBVA Compass Field.

### Back for the Blazers

In addition to the eight new arrivals, the Blazers returns 21 players from a year ago. Among those are six starters: Massimo Ferrin, Tarnue Tyler, Philip Makinde, David Valverde, Mathieu Laurent and Evan Scarbrough.

### New Familiar Face

Head Coach Mike Getman announced the addition of 2014 UAB Alum Pachinno Roberts as a volunteer assistant coach. Roberts will also serve as the director of operations.



## UAB THIS SEASON:



## MIKE GETMAN

**31st Season-Overall**  
**26th Season-UAB**

## THE GETMAN FILE

## PERSONAL

Wife..... Rena  
Kids .....Nathan, Eli and Ethan  
Education ..... Indiana, Bachelor's 1982  
..... Indiana, Master's 1987

## COACHING EXPERIENCE

**COACHING EXPERIENCE**

1984-86 .....	Indiana (Assistant)
1987-91 .....	Harvard (Head Coach)
1992-Present .....	UAB (Head Coach)

## YEAR-BY-YEAR RECORDS

1987	Harvard	14-1-3
1988	Harvard	8-3-4
1989	Harvard	7-8-0
1990	Harvard	6-7-1
1991	Harvard	7-7-1
1992	UAB	4-15-
1993	UAB	11-7-2
1994	UAB	15-4-1
1995	UAB	15-4-1
1996	UAB	13-6-1
1997	UAB	10-8-1
1998	UAB	12-6-0
1999	UAB	17-6-0
2000	UAB	14-5-2
2001	UAB	15-6-0
2002	UAB	9-7-3
2003	UAB	10-5-5
2004	UAB	12-7-0
2005	UAB	10-7-1
2006	UAB	10-6-4
2007	UAB	7-11-1
2008	UAB	6-10-3
2009	UAB	12-4-2
2010	UAB	10-7-1
2011	UAB	13-5-3
2012	UAB	10-8-2
2013	UAB	12-5-1
2014	UAB	11-7-2
2015	UAB	5-11-0
2016	UAB	7-10-4
2017	UAB	3-5-3
Total		314-207-52

## Winningest Active D-1 Coach Wins

No.	Coach, Team	Wins
1	Mike Berson, South Carolina	494
2	Schellas Hyndman, Grand Canyon	480
3	Bob Warming, Penn State	456
15	Mike Getman, UAB	311

### Winningnest Active D-1 Coaches Pct.

No.	Coach, Team	Wins
1	Carlos Somoano, North Carolina	.758
T2	Ray Reid, UCONN	.752
T2	Schellas Hyndman, Grand Canyon	.752
T42	Mike Getman, UAB	.597

### Winningest D-1 Coaches All-Time (Wins)

No.	Coach, Team	Wins
1	Jerry Yeagley, Indiana	544
2	Stephen Negoesco, San Francisco	540
3	Jack Mackenzie, Quincy	516
37	<i>Mike Getman, UAB</i>	<i>311</i>

\* Entering 2017 season

Overall	3-5-3	One-Goal Games	2-3-0
Conference	0-4-1	Two-Goal Games	0-2-1
Non-Conference	3-1-2	Three-Plus Goal Games	1-1-0
Home	1-1-3		
Away	2-4-0	Regulation	3-5-0
Home Conference	0-1-1	Overtime	0-0-3
Away Conference	0-3-0		
vs. Ranked Teams	0-1-0	Scored Zero Goals	0-2-2
		Scored One Goal	0-2-1
Day	1-0-0	Scored Two Goals	2-1-0
Night	2-5-3	Scored Three Goals	1-0-0
		Scored Four Goals	--
Sunday	1-0-0	Scored Five Plus Goals	--
Monday	0-0-1		
Tuesday	0-1-0	Allowed Zero Goals	1-0-2
Wednesday	--	Allowed One Goal	2-1-1
Thursday	--	Allowed Two Goals	0-2-0
Friday	1-1-1	Allowed Three Goals	0-1-0
Saturday	1-2-1	Allowed Four Goals	1-0-0
		Allowed Five Plus Goals	--
August	1-0-1		
September	1-2-2	Scored First	3-0-1
October	1-2-0	Opponent Scored First	0-5-0
November	--		
December	--	Led at Halftime	2-0-0
		Trailed at Halftime	0-3-0
		Tied at Halftime	1-2-3

## WHERE THE BLAZERS RANK IN THE NCAA AS A TEAM

Category	Rank	Actual
Corner Kicks Per Game	105	4.9
Scoring Offense	146	1.1
Total Goals	164	12
Team Goals Against Average	106	1.3
Shutout Percentage	101	0.3
W-L-T Percentage	141	0.42
Assists Per Game	176	0.7
Saves Per Games	67	4.0
Points Per Game	165	2.8
Save Percent	74	.746
Red Cards	41	1.0
Yellow Cards	196	9.0
Fouls Per Game	7	9.1
Total Assists	177	7.0
Total Points	176	31
Shots Per Game	82	12.4
Shots on Goal Per Game	108	4.9

## WHERE INDIVIDUAL BLAZERS RANK IN THE NCAA

Category	Player	Rank	Actual
Goals Ag Avg	James Teal	104	1.2
Save Pct	James Teal	68	0.754
Saves PG	James Teal	55	3.9
Yellow Cards	Rami Dajani	454	2.0
Total Saves	James Teal	76	43.0
Shots OG PG	Massimo Ferrin	101	1.3
Goalie Min Played	James Teal	121	1021:23

## LAST TIME THEY SCORED

Player (Career Goal)	Opponent	Date
Aidan O'Hara (1)	Central Arkansas	Oct. 7, 2017
Massimo Ferrin (7)	Central Arkansas	Oct. 7, 2017
Mathieu Laurent	Georgia State	Oct. 3, 2017
Rami Dajani (16)	Charlotte	Sept. 31, 2017
Adam Brooker (1)	FIU	Sept. 14, 2017
Trey Nelson (1)	Jacksonville	Sept. 1, 2017
Philip Makinde (2)	Memphis	Aug. 27, 2017
David Valverde (1)	Memphis	Aug. 27, 2017
Ryan Sullivan (1)	Gardner Webb	Sept. 13, 2015
Chase Rushing (1)	Marshall	Sept. 17, 2016
DeAndre Robinson (3)	Howard	Sept. 27, 2016
Tarnue Tyler (2)	Santa Clara	Oct. 4, 2016



## WHAT'S KICKING IN CONFERENCE USA

## 2017 C-USA STANDINGS

Team	Conference USA				Overall				
	W-L-T	Pct.	GF	GA	W-L-T	Pct.	Home	Away	Neutral
FIU	4-0-1	.900	17	6	8-0-3	.864	3-0	5-0	0-0
Old Dominion	4-0-0	1.00	10	3	7-2-2	.727	5-2	2-0	0-0
Kentucky	4-2-0	.667	7	3	7-4-2	.615	4-1	3-3	0-0
New Mexico	3-1-1	.700	9	5	8-3-1	.708	5-1	3-2	0-0
Charlotte	2-1-2	.600	8	6	5-3-3	.591	4-1	1-2	0-0
Marshall	2-3-0	.400	4	8	6-5-1	.542	4-2	2-3	0-0
Florida Atlantic	1-5-0	.167	5	18	1-10-0	.091	0-6	1-4	0-0
<b>UAB</b>	<b>0-4-1</b>	<b>.100</b>	<b>4</b>	<b>9</b>	<b>3-5-3</b>	<b>.409</b>	<b>1-1</b>	<b>2-4</b>	<b>0-0</b>
South Carolina	0-4-1	.100	6	12	4-8-1	.346	4-4	0-4	0-0

## TEAM RANKINGS

Category	Rank	Actual
Shots	6	136
Points	8	31
Goals	8	12
Goals Per Game	7	1.1
Assists	T8	6
Assists Per Game	T8	0.7
Goals Allowed	T5	15
Goals Against Avg.	6	1.3
Saves	4	44
Shutouts	T4	3
Fouls	9	100
Corners	6	53
Offsides	9	7
Yellow Cards	T8	9

## INDIV. RANKINGS

Category	Player	Rank	Actual
Shots	Ferrin	T8	24
Shots PG	Ferrin	T7	2.2
Goals	Ferrin	T8	4
Goals PG	Ferrin	T8	0.4
G Ag. Avg.	Teal	5	1.2
Save Pct	Teal	4	.754
Saves	Teal	4	43
Saves PG	Teal	4	3.9
Shutouts	Teal	T3	3
SO PG	Teal	5	0.3

## WEEKLY AWARDS

Offensive Player of the Week	Defensive Player of the Week
8/28 - Santiago Patino (FIU)	8/28 - Hugo Fauroux (FIU)
9/4 - Santiago Patino (FIU)	9/4 - Enrique Facusse (UK)
9/11 - Mikkel Pedersen (UK)	9/11 - Enrique Facusse (UK)
9/18 - Lewis Knight (MAR)	9/18 - Mertcan Akar (ODU)
9/25 - Lucas Mayr (USC)	9/25 - William Pyle (USC)
10/2 - Santiago Patino (FIU)	10/2 - Mertcan Akar (ODU)
10/9 - Santiago Patino (FIU)	10/9 - Jason Beaulieu (UNM)

## GAME-BY-GAME STARTERS

Opponent	GK	D	D	D	D	M	M	M	M	F	F
Clemson (Exh.)	Mehl	Mabiala	Ricourt	Laurent	Stroupe	Mora	Valverde	Tyler	Rushing	Makinde	Dajani
West Alabama (Exh.)	Teal	Mabiala	Ricourt	Laurent	Stroupe	Mora	Valverde	Tyler	Ferrin	O'Hara	Dajani
UNC Greensboro	Teal	Mabiala	Ricourt	Laurent	Stroupe	Mora	Valverde	Ferrin	Rushing	O'Hara	Brooker
at Memphis	Teal	Mabiala	Ricourt	Laurent	Stroupe	Mora	Valverde	Ferrin	Pelizza	Makinde	Brooker
at Jacksonville	Teal	Mabiala	Ricourt	Laurent	Stroupe	Mora	Valverde	Tyler	Ferrin	O'Hara	Brooker
Missouri State	Teal	Mabiala	Ricourt	Laurent	Stroupe	Mora	Valverde	Tyler	Ferrin	O'Hara	Dajani
at Kentucky	Teal	Mabiala	Ricourt	Laurent	Stroupe	Mora	Valverde	O'Hara	Ferrin	Brooker	Dajani
FIU	Teal	Mabiala	Ricourt	Laurent	Stroupe	Mora	Valverde	Tyler	Ferrin	Brooker	Dajani
at ODU	Teal	Mabiala	Watson	Laurent	Stroupe	Mora	Valverde	Sullivan	Ferrin	Tyler	Dajani
Charlotte	Teal	Mabiala	Ricourt	Laurent	Reichman	Mora	Valverde	Watson	Ferrin	Brooker	Dajani
Georgia State	Teal	Mabiala	Ricourt	Laurent	Reichman	Mora	Valverde	Watson	Ferrin	Brooker	Dajani
Central Arkansas	Teal	Mabiala	Reichman	Laurent	Stroupe	Mora	Valverde	Watson	Ferrin	Brooker	Dajani
at New Mexico	Teal	Mabiala	Reichman	Laurent	Ricourt	Mora	Valverde	Rushing	Ferrin	Tyler	Dajani
Georgia Southern											
FAU											
Lipcomb											
at Marshall											
South Carolina											



**A BLAZER:**

Scored Two Goals .....	Henrique Sposito vs. No. 15 Kentucky (Oct. 8, 2016)
Scored Three Goals .....	Kofi Gyawu vs. FIU (Oct. 10, 2009)
Scored Five Goals .....	Dan Gaitan vs. Birmingham Southern (Nov. 13, 1980)
Scored Seven Goals .....	Dan Gaitan vs. Valdosta State (Oct. 20, 1980)*
Recorded Two Assists .....	Berry Sonnenschein vs. Gardner-Webb (Sept. 13, 2015)
Recorded Four Assists.....	Diego Navarrete vs. Florida Atlantic (Oct. 6, 2013)*
Registered Four Points.....	Karl Chester vs. Florida Atlantic (Oct. 24, 2015)
Registered Eight Points .....	Diego Navarrete vs. Florida Atlantic (Oct. 6, 2013)
Registered 10 Points.....	Dan Gaitan vs. Mercer (Sept. 27, 1980)
Registered 12 Points.....	Dan Gaitan vs. Birmingham Southern (Nov. 13, 1980)
Registered 14 Points.....	Dan Gaitan vs. Valdosta State (Oct. 20, 1980)*
Made 10 Saves.....	Joe Kuzminsky at Coastal Carolina (Sept. 5, 2016)
Made 11 Saves.....	Carl Woszczyński vs. UCF (Nov. 11, 2011)
Made 13 Saves.....	Carl Woszczyński vs. UIC (Sept. 4, 2011)
Made 15 Saves.....	Jeremy Drake at UCF (Oct. 7, 2016)
Made 18 Saves.....	Harvey Torman at Alabama A&M (Oct. 24, 1984)
Collected a Shutout.....	James Teal vs. Missouri State (Sept. 4, 2017)
Collected Consecutive Shutouts.....	James Teal (Aug. 25-27, 2017)
Collected Three Consecutive Shutouts .....	Carl Woszczyński (Oct. 12-19, 2011)
Collected Four Consecutive Shutouts.....	Clint Baumstark (Aug. 31 - Sept. 21, 2001)*

**THE BLAZERS:**

Scored six goals in a match.....	vs. Marshall (Oct. 18, 2014)
Scored seven goals in a match .....	vs. Marshall (Oct. 18, 2014)
Scored 10 goal in a match.....	vs. Belmont (Nov. 5, 1999)
Scored 12 goals in a match.....	vs. Birmingham Southern (Nov. 3, 1980)
Scored 14 goals in a match.....	vs. Valdosta State (Oct. 20, 1980)
Scored 16 goals in a match.....	vs. AUM (1980)*
Allowed four goals in a match.....	vs. No. 5 Notre Dame (Sept. 6, 2015)
Allowed five goals in a match .....	at No. 9 Charlotte (Oct. 22, 2016)
Allowed six goals in a match.....	vs. NC State (Sept. 10, 1995)
Allowed seven goals in a match.....	at Marquette (Oct. 10, 1991)
Allowed 10 goals in a match .....	vs. USF (Oct. 21, 1989)
Allowed 15 goals in a match .....	at South Alabama (Oct. 15, 1989)*
Shutout an opponent.....	vs. Missouri State (Sept. 4, 2017)
Shutout consecutive opponents .....	Sept. 17-24, 2016
Shutout three consecutive opponents .....	Oct. 24 - Nov. 1, 2009
Shutout four consecutive opponents.....	Aug. 31 - Sept. 21, 2001*
Was shutout.....	vs. UNC Greensboro (Aug. 25, 2017)
Was shutout in consecutive matches.....	Sept. 5-9, 2016
Was shutout in three straight matches .....	Nov. 14, 2002 - Aug. 31, 2003
Was shutout in four straight matches.....	Oct. 11-26, 2016
Won five straight matches .....	Sept. 21 - Oct. 6, 2013
Won 13 consecutive matches .....	Oct. 3 - Nov. 27, 1999*
Lost three consecutive matches .....	Sept. 8 - Sept. 23
Lost five consecutive matches.....	Oct 11 - Nov. 9, 2016
Lost 13 consecutive matches .....	Sept. 20 - Oct. 24, 1992*
Unbeaten in five consecutive matches .....	Sept. 21 - Oct. 6, 2013
Unbeaten in 13 consecutive matches.....	Oct. 3 - Nov. 27, 1999*
Defeated a nationally ranked opponent.....	vs. No. 15 Kentucky (Oct. 8, 2016)
Defeated a nationally ranked opponent at home.....	vs. No. 15 Kentucky (Oct. 8, 2016)
Defeated a nationally ranked opponent on the road .....	at No. 18 Coastal Carolina (Sept. 20, 2014)
Defeated a nationally ranked opponent at a neutral site.....	vs. No. 22 UCF (Nov. 11, 2011)





**The Automated ScoreBook**  
**UAB Combined Team Statistics (as of Oct 14, 2017)**  
**All games**

<b>RECORD:</b>	<b>OVERALL</b>	<b>HOME</b>	<b>AWAY</b>	<b>NEUTRAL</b>
ALL GAMES	3-5-3	1-1-3	2-4	0-0
CONFERENCE	0-4-1	0-1-1	0-3	0-0
NON-CONFERENCE	3-1-2	1-0-2	2-1	0-0

<b>Date</b>	<b>Opponent</b>		<b>Score</b>	<b>Att.</b>
Aug 25	UNC GREENSBORO	To2	0-0	1159
Aug 27	at Memphis	W	3-0	332
Sep 01	at Jacksonville	W	2-1	252
Sep 04	MISSOURI STATE	To2	0-0	897
* Sep 08	at #19 Kentucky	L	0-1	1921
* Sep 14	FIU	L	1-2	659
* Sep 23	at Old Dominion	L	2-3	463
* Sep 30	CHARLOTTE	To2	1-1	562
Oct 03	at Georgia State	L	1-4	195
Oct 07	CENTRAL ARKANSAS	W	2-1	459
* Oct 14	at New Mexico	L	0-2	1224

<b>TEAM STATISTICS</b>	<b>UAB</b>	<b>OPP</b>
<b>SHOT STATISTICS</b>		
Goals-Shot attempts	12-136	15-146
Goals scored per game	1.09	1.36
Shot pct.	.088	.103
Shots on goal-Attempts	54-136	59-146
SOG pct.	.397	.404
Shots/Game	12.4	13.3
CORNER KICKS	53	81
PENALTY KICKS	1-1	0-0
<b>PENALTIES</b>		
Yellow cards	9	11
Red cards	1	0
<b>ATTENDANCE</b>		
Total	3736	4387
Dates/Avg Per Date	5/747	6/731
Neutral Site #/Avg	0/0	

<b>#</b>	<b>Player</b>	<b>gp</b>	<b>g</b>	<b>a</b>	<b>pts</b>	<b>sh</b>	<b>sh%</b>	<b>sog</b>	<b>sog%</b>	<b>gw</b>	<b>pk-att</b>
6	FERRIN, Massimo	11	4	1	9	24	.167	14	.583	0	1-1
9	DAJANI, Rami	9	2	2	6	15	.133	7	.467	0	0-0
19	BROOKER, Adam	11	1	1	3	15	.067	6	.400	0	0-0
12	O'HARA, Aidan	9	1	0	2	12	.083	4	.333	1	0-0
15	LAURENT, Mathieu	10	1	0	2	7	.143	2	.286	0	0-0
14	VALVERDE, David	11	1	0	2	7	.143	3	.429	0	0-0
8	MAKINDE, Philip	9	1	0	2	5	.200	2	.400	1	0-0
3	NELSON, Trey	10	1	0	2	5	.200	1	.200	1	0-0
16	WATSON, Donovan	8	0	2	2	0	.000	0	.000	0	0-0
20	TYLER, Tarnue	10	0	1	1	8	.000	2	.250	0	0-0
2	MABIALA, Gael	11	0	0	0	10	.000	4	.400	0	0-0
11	MORA, Eder	11	0	0	0	9	.000	2	.222	0	0-0
7	SULLIVAN, Ryan	11	0	0	0	7	.000	2	.286	0	0-0
5	RICOURT, Alexandra	11	0	0	0	4	.000	4	1.000	0	0-0
23	WALLACE, Kevin	5	0	0	0	2	.000	0	.000	0	0-0
22	RUSHING, Chase	10	0	0	0	2	.000	0	.000	0	0-0
21	STROUPE, Chandler	11	0	0	0	2	.000	0	.000	0	0-0
30	FUTRELL, Jake	3	0	0	0	1	.000	1	1.000	0	0-0
18	REICHMAN, Chris	11	0	0	0	1	.000	0	.000	0	0-0
24	BUETE, Joseph	5	0	0	0	0	.000	0	.000	0	0-0
13	HENZE, Erik	1	0	0	0	0	.000	0	.000	0	0-0
4	PELIZZA, Andrea	6	0	0	0	0	.000	0	.000	0	0-0
1	TEAL, James	11	0	0	0	0	.000	0	.000	0	0-0
0	MEHL, Julian	2	0	0	0	0	.000	0	.000	0	0-0
Total		11	12	7	31	136	.088	54	.397	3	1-1
Opponents		11	15	9	39	146	.103	59	.404	5	0-0

<b>#</b>	<b>Goalie</b>	<b>GP</b>	<b>Min.</b>	<b>GA</b>	<b>GAAvg</b>	<b>Saves</b>	<b>Pct</b>	<b>W-L-T</b>	<b>Sho</b>
1	TEAL, James	11	1021:23	14	1.23	43	.754	3-5-3	3/0
0	MEHL, Julian	2	28:37	1	3.15	1	.500	0-0-0	0/0
Total		11	1050:00	15	1.29	44	.746	3-5-3	3
Opponents		11	1050:00	12	1.03	42	.778	5-3-3	4

<b>Goals by Period</b>	<b>1st</b>	<b>2nd</b>	<b>OT</b>	<b>OT2</b>	<b>Total</b>
UAB	7	5	0	0	12
Opponents	7	8	0	0	15

<b>Shots by Period</b>	<b>1st</b>	<b>2nd</b>	<b>OT</b>	<b>OT2</b>	<b>Total</b>
UAB	57	72	4	3	136
Opponents	75	62	5	4	146

<b>Saves by Period</b>	<b>1st</b>	<b>2nd</b>	<b>OT</b>	<b>OT2</b>	<b>Total</b>
UAB	19	22	1	2	44
Opponents	15	26	0	1	42

<b>Corners by Period</b>	<b>1st</b>	<b>2nd</b>	<b>OT</b>	<b>OT2</b>	<b>Total</b>
UAB	24	26	1	2	53
Opponents	33	43	3	2	81

<b>Fouls by Period</b>	<b>1st</b>	<b>2nd</b>	<b>OT</b>	<b>OT2</b>	<b>Total</b>
UAB	47	50	0	3	100
Opponents	48	65	2	6	121



**The Automated ScoreBook**  
**UAB Combined Team Statistics (as of Oct 02, 2017)**  
**Conference games**

<b>RECORD:</b>	<b>OVERALL</b>	<b>HOME</b>	<b>AWAY</b>	<b>NEUTRAL</b>
<b>ALL GAMES</b>	<b>0-3-1</b>	<b>0-1-1</b>	<b>0-2</b>	<b>0-0</b>
<b>CONFERENCE</b>	<b>0-3-1</b>	<b>0-1-1</b>	<b>0-2</b>	<b>0-0</b>
<b>NON-CONFERENCE</b>	<b>0-0</b>	<b>0-0</b>	<b>0-0</b>	<b>0-0</b>

<b>Date</b>	<b>Opponent</b>	<b>Score</b>	<b>Att.</b>
* Sep 08	at #19 Kentucky	L 0-1	1921
* Sep 14	FIU	L 1-2	689
* Sep 23	at Old Dominion	L 2-3	463
* Sep 30	CHARLOTTE	Tot 1-1	662

<b>TEAM STATISTICS</b>	<b>UAB</b>	<b>OPP</b>
<b>SHOT STATISTICS</b>		
Goals-Shot attempts	4-39	7-51
Goals scored per game	1.00	1.76
Shot pct.	.103	.137
Shots on goal-Attempts	17-39	17-51
SOG pct.	.436	.333
Shots/Game	9.8	12.6
CORNER KICKS	12	32
PENALTY KICKS	0-0	0-0
<b>PENALTIES</b>		
Yellow cards	3	6
Red cards	0	0
<b>ATTENDANCE</b>		
Total	1221	2384
Date/Avg Per Game	2/610	2/1192
Neutral Site #/Avg	0/0	

#	Player	gp	g	a	pts	sh	sog	avg	sog%	avg	pk-at
9	DAJANI, Rami	4	2	8	4	10	200	5	.500	0	0-0
6	FERRIN, Massimo	4	1	1	3	8	.125	4	.500	0	0-0
19	BROOKER, Adam	4	1	8	2	3	.333	1	.333	0	0-0
20	TYLER, Tarnue	3	0	1	1	1	.000	1	1.000	0	0-0
16	WATSON, Donovan	4	0	1	1	0	.000	0	.000	0	0-0
7	SULLIVAN, Ryan	4	0	0	0	3	.000	0	.000	0	0-0
2	MEHALLA, Gadi	4	0	8	0	3	.000	2	.667	0	0-0
15	LAURENT, Mathieu	4	0	0	0	2	.000	0	.000	0	0-0
14	VALLERDE, David	4	0	8	0	2	.000	1	.500	0	0-0
12	O'HARA, Aidan	3	0	0	0	2	.000	0	.000	0	0-0
11	MOIRA, Eder	4	0	8	0	2	.000	1	.500	0	0-0
21	STROUPE, Chandler	4	0	0	0	1	.000	0	.000	0	0-0
18	REICHMANN, Chris	4	0	8	0	1	.000	0	.000	0	0-0
5	RICOURT, Alexandra	4	0	0	0	1	.000	1	1.000	0	0-0
30	FUTRELL, Jake	1	0	8	0	0	.000	0	.000	0	0-0
24	BUETE, Joseph	2	0	0	0	0	.000	0	.000	0	0-0
22	FLSHING, Chase	3	0	8	0	0	.000	0	.000	0	0-0
8	MAKINDE, Philip	3	0	0	0	0	.000	0	.000	0	0-0
4	PELLEZZA, Andrea	1	0	8	0	0	.000	0	.000	0	0-0
3	NELSON, Trey	3	0	0	0	0	.000	0	.000	0	0-0
1	TEAL, James	4	0	8	0	0	.000	0	.000	0	0-0
0	MEHL, Julian	1	0	0	0	0	.000	0	.000	0	0-0
<b>Total</b>		<b>4</b>	<b>4</b>	<b>3</b>	<b>11</b>	<b>39</b>	<b>.103</b>	<b>17</b>	<b>.436</b>	<b>0</b>	<b>0-0</b>
<b>Opponents</b>		<b>4</b>	<b>7</b>	<b>5</b>	<b>19</b>	<b>51</b>	<b>.137</b>	<b>17</b>	<b>.333</b>	<b>3</b>	<b>0-0</b>

#	Goalie	GP	Min.	GA	EA	Avg Saves	Pct	W-L-T	SH
0	MEHL, Julian	1	9:10	0	0.00	0	.000	0-0-0	0
1	TEAL, James	4	370:50	7	1.75	10	.588	0-3-1	0
<b>Total</b>		<b>4</b>	<b>380:00</b>	<b>7</b>	<b>1.66</b>	<b>10</b>	<b>.588</b>	<b>0-3-1</b>	
<b>Opponents</b>		<b>4</b>	<b>380:00</b>	<b>4</b>	<b>0.96</b>	<b>13</b>	<b>.766</b>	<b>3-0-1</b>	

<b>Goals by Period</b>	<b>1st</b>	<b>2nd</b>	<b>OT</b>	<b>OT2</b>	<b>Total</b>
<b>UAB</b>	<b>1</b>	<b>3</b>	<b>0</b>	<b>0</b>	<b>4</b>
<b>Opponents</b>	<b>5</b>	<b>2</b>	<b>0</b>	<b>0</b>	<b>7</b>

<b>Shots by Period</b>	<b>1st</b>	<b>2nd</b>	<b>OT</b>	<b>OT2</b>	<b>Total</b>
<b>UAB</b>	<b>13</b>	<b>26</b>	<b>0</b>	<b>2</b>	<b>39</b>
<b>Opponents</b>	<b>27</b>	<b>21</b>	<b>2</b>	<b>1</b>	<b>51</b>

<b>Saves by Period</b>	<b>1st</b>	<b>2nd</b>	<b>OT</b>	<b>OT2</b>	<b>Total</b>
<b>UAB</b>	<b>4</b>	<b>6</b>	<b>0</b>	<b>0</b>	<b>10</b>
<b>Opponents</b>	<b>4</b>	<b>8</b>	<b>0</b>	<b>1</b>	<b>13</b>

<b>Corners by Period</b>	<b>1st</b>	<b>2nd</b>	<b>OT</b>	<b>OT2</b>	<b>Total</b>
<b>UAB</b>	<b>9</b>	<b>3</b>	<b>0</b>	<b>0</b>	<b>12</b>
<b>Opponents</b>	<b>15</b>	<b>15</b>	<b>0</b>	<b>2</b>	<b>32</b>

<b>Fouls by Period</b>	<b>1st</b>	<b>2nd</b>	<b>OT</b>	<b>OT2</b>	<b>Total</b>
<b>UAB</b>	<b>11</b>	<b>19</b>	<b>0</b>	<b>1</b>	<b>31</b>
<b>Opponents</b>	<b>22</b>	<b>30</b>	<b>1</b>	<b>2</b>	<b>55</b>



**The Automated ScoreBook For Soccer**  
**Georgia Southern Combined Team Statistics (as of Oct 12, 2017)**  
**All games**

<b>RECORD:</b>	<b>OVERALL</b>	<b>HOME</b>	<b>AWAY</b>	<b>NEUTRAL</b>
ALL GAMES	6-5	3-3	3-0	0-2
CONFERENCE	1-1	1-1	0-0	0-0
NON-CONFERENCE	5-4	2-2	3-0	0-2

Date	Opponent		Score	Att.	#	Player	gp	g	a	pts	sh	sh%	sog	sog%	gw	pk-att
Aug 25	vs Monmouth	L	0-1	1308	7	Javier Carbonell	10	2	6	10	32	.062	11	.344	0	0-0
Aug 27	vs Furman	L	0-1	454	14	Blake Wilson	11	3	1	7	29	.103	14	.483	3	0-0
Sep 01	at North Florida	w	2-1	408	15	Aldair Cortes	11	2	0	4	11	.182	4	.364	1	0-0
Sep 04	#5 CLEMSON	Lot	1-2	1237	12	Sebastian Gregersen	11	2	0	4	6	.333	5	.833	1	0-0
Sep 08	HOUSTON BAPTIST	w	1-0	121	10	Josh Bronstorph	10	1	1	3	7	.143	2	.286	0	1-1
* Sep 16	COASTAL CAROLINA	w	2-1	215	17	Adam Abdellaoui	10	1	0	2	13	.077	4	.308	1	0-0
Sep 19	at Winthrop	w	2-1	161	8	Victor Gustafsson	11	1	0	2	5	.200	1	.200	0	0-0
Sep 23	MERCER	L	1-2	534	5	Gonzalo Talavera	11	1	0	2	4	.250	2	.500	0	0-0
Sep 27	JACKSONVILLE	w	2-1	223	25	Thor Sveinbjornsson	10	0	1	1	3	.000	0	.000	0	0-0
* Oct 07	GEORGIA STATE	L	1-3	513	24	Alhaji Tambadu	9	0	1	1	2	.000	0	.000	0	0-0
Oct 11	at Campbell	w	1-0	281	19	Nick Wells	5	0	0	0	9	.000	4	.444	0	0-0

<b>TEAM STATISTICS</b>	<b>GS</b>	<b>OPP</b>
------------------------	-----------	------------

<b>SHOT STATISTICS</b>	<b>GS</b>	<b>OPP</b>
------------------------	-----------	------------

Goals-Shot attempts	13-134	13-113
Goals scored per game	1.18	1.18
Shot pct.	.097	.115
Shots on goal-Attempts	52-134	47-113
SOG pct.	.388	.416
Shots/Game	12.2	10.3

<b>GOAL BREAKDOWN</b>	<b>GS</b>	<b>OPP</b>
-----------------------	-----------	------------

Penalty	1	1
Unassisted	5	3
Overtime	0	1

<b>CORNER KICKS</b>	<b>GS</b>	<b>OPP</b>
---------------------	-----------	------------

PENALTY KICKS	1-1	1-1
---------------	-----	-----

<b>OFFSIDES</b>	<b>GS</b>	<b>OPP</b>
-----------------	-----------	------------

PENALTIES	28	32
-----------	----	----

<b>PENALTIES</b>	<b>GS</b>	<b>OPP</b>
------------------	-----------	------------

Yellow cards	25	16
--------------	----	----

<b>ATTENDANCE</b>	<b>GS</b>	<b>OPP</b>
-------------------	-----------	------------

Red cards	1	0
Total	2843	850
Dates/Avg Per Date	6/474	3/283
Neutral Site #/Avg	2/881	

#	Player	gp	g	a	pts	sh	sh%	sog	sog%	gw	pk-att
7	Javier Carbonell	10	2	6	10	32	.062	11	.344	0	0-0
14	Blake Wilson	11	3	1	7	29	.103	14	.483	3	0-0
15	Aldair Cortes	11	2	0	4	11	.182	4	.364	1	0-0
12	Sebastian Gregersen	11	2	0	4	6	.333	5	.833	1	0-0
10	Josh Bronstorph	10	1	1	3	7	.143	2	.286	0	1-1
17	Adam Abdellaoui	10	1	0	2	13	.077	4	.308	1	0-0
8	Victor Gustafsson	11	1	0	2	5	.200	1	.200	0	0-0
5	Gonzalo Talavera	11	1	0	2	4	.250	2	.500	0	0-0
25	Thor Sveinbjornsson	10	0	1	1	3	.000	0	.000	0	0-0
24	Alhaji Tambadu	9	0	1	1	2	.000	0	.000	0	0-0
19	Nick Wells	5	0	0	0	9	.000	4	.444	0	0-0
4	Emil Laursen	9	0	0	0	6	.000	1	.167	0	0-0
9	Jack Rittmeyer	10	0	0	0	3	.000	2	.667	0	0-0
6	Sander Wang	2	0	0	0	3	.000	2	.667	0	0-0
3	David Rhoades	9	0	0	0	1	.000	0	.000	0	0-0
35	Robert Flott	8	0	0	0	0	.000	0	.000	0	0-0
22	Trei Schwartz	6	0	0	0	0	.000	0	.000	0	0-0
21	Sebastian Carlson	1	0	0	0	0	.000	0	.000	0	0-0
16	Justin Little	11	0	0	0	0	.000	0	.000	0	0-0
11	Sam Choi	2	0	0	0	0	.000	0	.000	0	0-0
2	Rasmus Juul	10	0	0	0	0	.000	0	.000	0	0-0
Total		11	13	10	36	134	.097	52	.388	6	1-1
Opponents		11	13	12	38	113	.115	47	.416	5	1-1

#	Goalie	GP	Min.	GA	GAAvg	Saves	Pct	W-L-T	St
35	Robert Flott	8	675:00	8	1.07	19	.704	4-3-0	1
01	Torgeir Fjaer	4	324:53	5	1.39	13	.722	2-2-0	1
Total		11	999:53	13	1.17	34	.723	6-5-0	
Opponents		11	999:53	13	1.17	39	.750	5-6-0	

<b>Goals by Period</b>	<b>1st</b>	<b>2nd</b>	<b>OT</b>	<b>Total</b>
------------------------	------------	------------	-----------	--------------

Georgia Southern	6	7	0	13
Opponents	5	7	1	13

<b>Shots by Period</b>	<b>1st</b>	<b>2nd</b>	<b>OT</b>	<b>Total</b>
------------------------	------------	------------	-----------	--------------

Georgia Southern	69	64	1	134
Opponents	43	65	5	113

<b>Saves by Period</b>	<b>1st</b>	<b>2nd</b>	<b>OT</b>	<b>Total</b>
------------------------	------------	------------	-----------	--------------

Georgia Southern	12	21	1	34
Opponents	22	17	0	39

<b>Corners by Period</b>	<b>1st</b>	<b>2nd</b>	<b>OT</b>	<b>Total</b>
--------------------------	------------	------------	-----------	--------------

Georgia Southern	28	29	0	57
Opponents	25	31	1	57

<b>Fouls by Period</b>	<b>1st</b>	<b>2nd</b>	<b>OT</b>	<b>Total</b>
------------------------	------------	------------	-----------	--------------

Georgia Southern	55	76	1	132
Opponents	40	71	3	114





## THE MEHL FILE

## Minutes Played

Career 19:27 at GA State (10/3/17)

Season 19:27 at GA State (10/3/17)

## Goals Allowed

Career 1, 3x, last at GA State (10/3/17)

Season 1 at GA State (10/3/17)

## Saves

Career 1 at GA State (10/3/17)

Season 1 at GA State (10/3/17)

# 00 JULIAN MEHL

GK | 6-1 | 170 | Sophomore

## 2017 GAME-BY-GAME

Opponent	Score	GP	GS	Min.	GA	GA Avg.	Saves	Save%	W	L	T
UNCG	- DNP -										
at Memphis	- DNP -										
at Jacksonville	- DNP -										
Missouri State	- DNP -										
at Kentucky	- DNP -										
FIU	- DNP -										
at ODU	L, 1-2	*		9:10	0	.000	0	.000	-	-	-
Charlotte	- DNP -										
at GA State	L, 1-4	*		19:27	1	3.15	1	.500	-	-	-
Central Ark.	- DNP -										
at New Mexico	- DNP -										
GA Southern											
FAU											
Lipscomb											
at Marshall											
South Carolina											

## CAREER LINE

Opponent	GP	GS	Min.	GA	GA Avg.	Saves	Save%	W	L	T
2016	2	0	28:38	2	6.29	0	.000	0	0	-
2017	2	--	28:37	1	0.00	1	.500	0	0	0
Total	4	0	56:75	3	6.29	1	.500	0	0	-



## THE TORMAN FILE

## Minutes Played

Career --

Season --

## Goals Allowed

Career --

Season --

## Saves

Career --

Season --

# 0 SETH TORMAN

GK | 6-3 | 160 | Freshman

## 2017 GAME-BY-GAME

Opponent	Score	GP	GS	Min.	GA	GA Avg.	Saves	Save%	W	L	T
UNCG	- DNP -										
at Memphis	- DNP -										
at Jacksonville	- DNP -										
Missouri State	- DNP -										
at Kentucky	- DNP -										
FIU	- DNP -										
at ODU	- DNP -										
Charlotte	- DNP -										
at GA State	- DNP -										
Central Ark.	- DNP -										
at New Mexico	- DNP -										
GA Southern											
FAU											
Lipscomb											
at Marshall											
South Carolina											

## CAREER LINE

Opponent	GP	GS	Min.	GA	GA Avg.	Saves	Save%	W	L	T
2017	--									
Total	--									







## THE TEAL FILE

## Minutes Played

Career 110:00, 2x, last vs. Missouri State (9/4/17)

Season 110:00, 2x, last vs. Missouri State (9/4/17)

## Goals Allowed

Career 3, 2x, last at GA State (10/3/17)

Season 3, 2x, last at GA State (10/3/17)

## Saves

Career 6 vs. UCA (10/7/17)

Season 6 vs. UCA (10/7/17)

1

JAMES TEAL

GK | 6-5 | 210 | RS-Freshman

## 2017 GAME-BY-GAME

Opponent	Score	GP	GS	Min.	GA	GA Avg.	Saves	Save%	W	L	T
UNCG	T, 0-0	*	*	110:00	0	0.0	5	1.0	-	-	1
at Memphis	W, 3-0	*	*	90:00	0	0.0	3	1.0	1	-	-
at Jacksonville	W, 2-1	*	*	90:00	1	.250	4	.750	1	-	-
Missouri State	T, 0-0	*	*	110:00	0	.220	5	1.0	-	-	1
at Kentucky	L, 0-1	*	*	90:00	1	.370	3	.750	-	1	-
FIU	L, 1-2	*	*	90:00	2	.620	2	.500	-	1	-
at ODU	L, 2-3	*	*	80:50	3	.950	2	.200	-	1	-
Charlotte	T, 1-1	*	*	110:00	1	.930	3	.750	-	1	-
at GA State	L, 1-4	*	*	70:33	3	1.18	4	.738	-	-	1
Central Ark.	W, 2-1	*	*	90:00	1	1.16	6	.755	1	-	-
at New Mexico	L, 0-2	*	*	90:00	2	1.23	6	.754	-	1	-
GA Southern											
FAU											
Lipscomb											
at Marshall											
South Carolina											

## CAREER LINE

Opponent	GP	GS	Min.	GA	GA Avg.	Saves	Save%	W	L	T
2017	11	11	1021:23	14	1.23	43	.754	3	5	3
Total	11	11	1021:23	14	1.23	43	.754	3	5	3



## THE MABIALA FILE

## Goals

Career --

Season --

## Assists

Career --

Season --

## Points

Career --

Season --

2

GAEL MABIALA

D | 6-1 | 175 | Junior

## 2017 GAME-BY-GAME

Opponent	Score	GP	GS	G	A	Pts.	Sh.	Sh. %	SOG	SOG %	GW	Pk-Att.
UNCG	T, 0-0	*	*	0	0	0	2	.000	1	.500	0	0-0
at Memphis	W, 3-0	*	*	0	0	0	0	.000	0	.000	0	0-0
at Jacksonville	W, 2-1	*	*	0	0	0	0	.000	0	.000	0	0-0
Missouri State	T, 0-0	*	*	0	0	0	3	.000	1	.333	0	0-0
at Kentucky	L, 0-1	*	*	0	0	0	1	.000	1	1.00	0	0-0
FIU	L, 1-2	*	*	0	0	0	1	.000	1	1.00	0	0-0
at ODU	L, 2-3	*	*	0	0	0	1	.000	0	.000	0	0-0
Charlotte	T, 2-2	*	*	0	0	0	0	.000	0	.000	0	0-0
at GA State	L, 1-4	*	*	0	0	0	1	.000	0	.000	0	0-0
Central Ark.	W, 2-1	*	*	0	0	0	1	.000	0	.000	0	0-0
at New Mexico	L, 1-2	*	*	0	0	0	0	.000	0	.000	0	0-0
GA Southern												
FAU												
Lipscomb												
at Marshall												
South Carolina												

## CAREER LINE

Season	GP	GS	G	A	PTS	SH	SH %	SOG	SOG %	GW	PK-ATT
2017	11	11	0	0	0	10	.000	4	.400	0	0-0
Total	11	11	0	0	0	10	.000	4	.400	0	0-0





# 3 TREY NELSON

F | 6-1 | 160 | Sophomore

## 2017 GAME-BY-GAME

Opponent	Score	GP	GS	G	A	Pts.	Sh.	Sh.%	SOG	SOG%	GW	Pk-Att.
UNCG	T, 0-0	*		0	0	0	2	.000	0	.000	0	0-0
at Memphis	W, 3-0	*		0	0	0	0	.000	0	.000	0	0-0
at Jacksonville	W, 2-1	*		1	0	2	2	.500	1	1.00	0	0-0
Missouri State	T, 0-0	*		0	0	0	0	.000	0	.000	0	0-0
at Kentucky	L, 0-1	*		0	0	0	0	.000	0	.000	0	0-0
FIU	L, 1-2	*		0	0	0	0	.000	0	.000	0	0-0
at ODU	- DNP -											
Charlotte	T, 1-1	*		0	0	0	0	.000	0	.000	0	0-0
at GA State	L, 1-4	*		0	0	0	1	.000	0	.000	0	0-0
Central Ark.	W, 2-1	*		0	0	0	0	.000	0	.000	0	0-0
at New Mexico	L, 0-2	*		0	0	0	0	.000	0	.000	0	0-0
GA Southern												
FAU												
Lipscomb												
at Marshall												
South Carolina												

## THE NELSON FILE

### Goals

Career 1 at Jacksonville (9/1/17)  
Season 1 at Jacksonville (9/1/17)

### Assists

Career --  
Season --

### Points

Career 2 at Jacksonville (9/1/17)  
Season 2 at Jacksonville (9/1/17)

## CAREER LINE

Season	GP	GS	G	A	PTS	SH	SH%	SOG	SOG%	GW	PK-ATT
2016	12	0	0	0	0	2	.000	1	.500	0	0-0
2017	10	0	1	0	2	5	.200	1	.200	0	0-0
Total	22	0	1	0	2	7	.200	2	.350	0	0-0



# 4 ANDREA PELIZZA

D | 6-3 | 175 | Sophomore

## 2017 GAME-BY-GAME

Opponent	Score	GP	GS	G	A	Pts.	Sh.	Sh.%	SOG	SOG%	GW	Pk-Att.
UNCG	T, 0-0	*		0	0	0	0	.000	0	.000	0	0-0
at Memphis	W, 3-0	*	*	0	0	0	0	.000	0	.000	0	0-0
at Jacksonville	W, 2-1	*		0	0	0	0	.000	0	.000	0	0-0
Missouri State	T, 0-0	*		0	0	0	0	.000	0	.000	0	0-0
at Kentucky	- DNP -											
FIU	- DNP -											
at ODU	L, 2-3	*		0	0	0	0	.000	0	.000	0	0-0
Charlotte	- DNP -											
at GA State	- DNP -											
Central Ark.	- DNP -											
at New Mexico	L, 0-2	*		0	0	0	0	.000	0	.000	0	0-0
GA Southern												
FAU												
Lipscomb												
at Marshall												
South Carolina												

## THE PELIIZA FILE

### Goals

Career --  
Season --

### Assists

Career --  
Season --

### Points

Career --  
Season --

## CAREER LINE

Season	GP	GS	G	A	PTS	SH	SH%	SOG	SOG%	GW	PK-ATT
2016	14	0	0	0	0	4	.000	1	.250	0	0-0
2017	6	1	0	0	0	0	.000	0	.000	0	0-0
Total	20	1	0	0	0	4	.000	1	.250	0	0-0





## THE RICOURT FILE

## Goals

Career --  
Season --

## Assists

Career --  
Season --

## Points

Career --  
Season --

5

ALEXANDRE RICOURT

D | 6-1 | 160 | Freshman

## 2017 GAME-BY-GAME

Opponent	Score	GP	GS	G	A	Pts.	Sh.	Sh.%	SOG	SOG%	GW	Pk-Att.
UNCG	T, 0-0	*	*	0	0	0	0	.000	0	.000	0	0-0
at Memphis	W, 3-0	*	*	0	0	0	0	.000	0	.000	0	0-0
at Jacksonville	W, 2-1	*	*	0	0	0	1	.000	1	1.00	0	0-0
Missouri State	T, 0-0	*	*	0	0	0	0	.000	0	.000	0	0-0
at Kentucky	L, 0-1	*	*	0	0	0	1	.000	1	1.00	0	0-0
FIU	L, 1-2	*	*	0	0	0	0	.000	0	.000	0	0-0
at ODU	L, 2-3	*	*	0	0	0	0	.000	0	.000	0	0-0
Charlotte	T, 1-1	*	*	0	0	0	0	.000	0	.000	0	0-0
at GA State	L, 1-4	*	*	0	0	0	0	.000	0	.000	0	0-0
Central Ark.	W, 2-1	*	*	0	0	0	1	.000	1	1.000	0	0-0
at New Mexico	L, 0-2	*	*	0	0	0	1	.000	1	1.00	0	0-0
GA Southern												
FAU												
Lipscomb												
at Marshall												
South Carolina												

## CAREER LINE

Season	GP	GS	G	A	PTS	SH	SH%	SOG	SOG%	GW	PK-ATT
2017	10	9	0	0	0	4	.000	4	1.00	0	0-0
Total	10	9	0	0	0	4	.000	4	1.00	0	0-0



## THE FERRIN FILE

## Goals

Career 2 at UNCG (9/3/16)  
Season 1, 4x, last vs. UCA (10/7/17)

## Assists

Career 1, 2x, last vs. FIU (9/14/17)  
Season 1 vs. FIU (9/14/17)

## Points

Career 4 at UNCG (9/3/16)  
Season 2, 4x, last vs. UCA (10/7/17)

6

MASSIMO FERRIN

F/M | 5-11 | 160 | Sophomore


## 2017 GAME-BY-GAME

Opponent	Score	GP	GS	G	A	Pts.	Sh.	Sh.%	SOG	SOG%	GW	Pk-Att.
UNCG	T, 0-0	*	*	0	0	0	0	.000	0	.000	0	0-0
at Memphis	W, 3-0	*	*	1	0	2	3	.333	3	1.00	0	0-0
at Jacksonville	W, 2-1	*	*	1	0	2	2	.500	1	1.00	1	0-0
Missouri State	T, 0-0	*	*	0	0	0	2	.000	1	.500	0	0-0
at Kentucky	L, 0-1	*	*	0	0	0	3	.000	1	.333	0	0-0
FIU	L, 1-2	*	*	0	1	1	3	.000	1	.333	0	0-0
at ODU	L, 2-3	*	*	1	0	2	1	1.00	1	1.00	0	0-0
Charlotte	T, 1-1	*	*	0	0	0	1	.000	1	1.00	0	0-0
at GA State	L, 1-4	*	*	0	0	0	4	.000	1	.250	0	0-0
Central Ark.	W, 2-1	*	*	1	0	2	1	1.000	1	1.00	0	0-0
at New Mexico	L, 0-2	*	*	0	0	0	4	.000	3	.750	0	0-0
GA Southern												
FAU												
Lipscomb												
at Marshall												
South Carolina												

## CAREER LINE

Season	GP	GS	G	A	PTS	SH	SH%	SOG	SOG%	GW	PK-ATT
2016	18	18	3	1	7	41	.073	17	.415	1	1-1
2017	11	11	4	1	9	24	.200	14	.583	0	1-1
Total	29	29	7	2	16	65	.167	31	.499	1	2-2





## THE SULLIVAN FILE

## Goals

Career 1 vs. Gardner Webb (9/13/15)

Season --

## Assists

Career 1 vs. Howard (9/27/16)

Season --

## Points

Career 2 vs. Gardner Webb (9/13/15)

Season --

# 7 RYAN SULLIVAN

M | 6-1 | 175 | RS-Senior

## 2017 GAME-BY-GAME

Opponent	Score	GP	GS	G	A	Pts.	Sh.	Sh.%	SOG	SOG%	GW	Pk-Att.
UNCG	T, 0-0	*		0	0	0	0	.000	0	.000	0	0-0
at Memphis	W, 3-0	*		0	0	0	0	.000	0	.000	0	0-0
at Jacksonville	W, 2-1	*		0	0	0	0	.000	0	.000	0	0-0
Missouri State	T, 0-0	*		0	0	0	2	.000	1	.500	0	0-0
at Kentucky	L, 0-1	*		0	0	0	3	.000	0	.000	0	0-0
FIU	L, 1-2	*		0	0	0	0	.000	0	.000	0	0-0
at ODU	L, 2-3	*	*	0	0	0	0	.000	0	.000	0	0-0
Charlotte	T, 1-1	*		0	0	0	0	.000	0	.000	0	0-0
at GA State	L, 1-4	*		0	0	0	0	.000	0	.000	0	0-0
Central Ark.	W, 2-1	*		0	0	0	1	.000	1	.333	0	0-0
at New Mexico	L, 0-2	*		0	0	0	1	.000	0	.000	0	0-0
GA Southern												
FAU												
Lipscomb												
at Marshall												
South Carolina												

## CAREER LINE

Season	GP	GS	G	A	PTS	SH	SH%	SOG	SOG%	GW	PK-ATT
2013 (Clemson)	Redshirted										
2014	Sat out due to NCAA Transfer rules										
2015	15	0	1	0	2	3	.333	2	.667	1	0-0
2016	15	3	0	1	1	4	.000	2	.500	0	0-0
2017	11	1	0	0	0	7	.000	2	.333	0	0-0
Total	41	4	1	1	3	14	.333	6	.500	1	0-0



## THE MAKINDE FILE

## Goals

Career 1, 2x, last at Memphis (8/27/17)

Season 1 at Memphis (8/27/17)

## Assists

Career 1, 2x, last vs. Kentucky (10/8/16)

Season --

## Points

Career 2, 2x, last at Memphis (8/27/17)

Season 2 at Memphis (8/27/17)

# 8 PHILIP MAKINDE

F | 5-10 | 155 | RS-Sophomore

## 2017 GAME-BY-GAME

Opponent	Score	GP	GS	G	A	Pts.	Sh.	Sh.%	SOG	SOG%	GW	Pk-Att.
UNCG	T, 0-0	*		0	0	0	1	.000	0	.000	0	0-0
at Memphis	W, 3-0	*	*	1	0	2	3	.250	1	.250	1	0-0
at Jacksonville	W, 2-1	*		0	0	0	0	.000	0	.000	0	0-0
Missouri State	T, 0-0	*		0	0	0	0	.000	0	.000	0	0-0
at Kentucky	L, 0-1	*		0	0	0	0	.000	0	.000	0	0-0
FIU	L, 1-2	*		0	0	0	0	.000	0	.000	0	0-0
at ODU	- DNP -											
Charlotte	T, 1-1	*		0	0	0	0	.000	0	.000	0	0-0
at GA State	L, 1-4	*		0	0	0	0	.000	0	.000	0	0-0
Central Ark.	W, 2-1	*		0	0	0	1	.000	1	.000	0	0-0
at New Mexico	- DNP -											
GA Southern												
FAU												
Lipscomb												
at Marshall												
South Carolina												

## CAREER LINE

Season	GP	GS	G	A	PTS	SH	SH%	SOG	SOG%	GW	PK-ATT
2016	17	9	1	2	4	16	.062	8	.500	0	0-0
2017	9	1	1	0	2	4	.200	2	.400	1	0-0
Total	26	10	2	2	6	20	.131	10	.450	1	0-0







# 9 RAMI DAJANI

F | 5-11 | 155 | RS-Senior

## 2017 GAME-BY-GAME

Opponent	Score	GP	GS	G	A	Pts.	Sh.	Sh.%	SOG	SOG%	GW	Pk-Att.
UNCG	- DNP -											
at Memphis	- DNP -											
at Jacksonville	W, 2-1	*		0	1	1	0	.000	0	.000	0	0-0
Missouri State	T, 0-0	*	*	0	0	0	3	.000	1	.333	0	0-0
at Kentucky	L, 0-1	*	*	0	0	0	2	.000	1	.500	0	0-0
FIU	L, 1-2	*	*	0	0	0	0	.000	0	.000	0	0-0
at ODU	L, 2-3	*	*	1	0	2	3	.333	3	.333	0	0-0
Charlotte	T, 1-1	*	*	1	0	2	2	.500	2	1.00	0	0-0
at GA State	L, 1-4	*	*	0	0	0	0	.000	0	.000	0	0-0
Central Ark.	W, 2-1	*	*	0	1	1	0	.000	0	.000	0	0-0
at New Mexico	L, 0-2	*	*	0	0	0	2	.000	0	.000	0	0-0
GA Southern												
FAU												
Lipscomb												
at Marshall												
South Carolina												

## THE DAJANI FILE

### Goals

Career 2 vs. UIC (9/11/15)  
Season --

### Assists

Career 1, 6x, last vs. UCA (10/7/17)  
Season 1, 2x, last vs. UCA (10/7/17)

### Points

Career 3 at Memphis (10/2/13)  
Season --

## CAREER LINE

Season	GP	GS	G	A	PTS	SH	SH%	SOG	SOG%	GW	PK-ATT
2013	18	0	4	2	10	15	.260	8	.530	1	0-0
2014	19	1	5	1	11	20	.250	14	.700	3	0-0
2015	16	4	3	1	7	8	.374	4	.500	0	0-0
2016	4	4	2	0	4	3	.667	2	.667	1	1-1
2017	9	8	2	2	5	15	.133	7	.538	0	0-0
Total	66	17	16	6	38	61	.337	35	.587	5	1-1



# 11 EDER MORA

M | 6-0 | 175 | RS-Sophomore

## 2017 GAME-BY-GAME

Opponent	Score	GP	GS	G	A	Pts.	Sh.	Sh.%	SOG	SOG%	GW	Pk-Att.
UNCG	T, 0-0	*	*	0	0	0	0	.000	0	.000	0	0-0
at Memphis	W, 3-0	*	*	0	0	0	0	.000	0	.000	0	0-0
at Jacksonville	W, 2-1	*	*	0	0	0	3	.000	1	.333	0	0-0
Missouri State	T, 0-0	*	*	0	0	0	2	.000	0	.000	0	0-0
at Kentucky	L, 0-1	*	*	0	0	0	0	.000	0	.000	0	0-0
FIU	L, 1-2	*	*	0	0	0	0	.000	0	.000	0	0-0
at ODU	L, 2-3	*	*	0	0	0	1	.000	0	.000	0	0-0
Charlotte	T, 1-1	*	*	0	0	0	1	.000	1	1.00	0	0-0
at GA State	L, 1-4	*	*	0	0	0	0	.000	0	.000	0	0-0
Central Ark.	W, 2-1	*	*	0	0	0	1	.000	0	.000	0	0-0
at New Mexico	L, 0-2	*	*	0	0	0	1	.000	0	.000	0	0-0
GA Southern												
FAU												
Lipscomb												
at Marshall												
South Carolina												

## THE MORA FILE

### Goals

Career --  
Season --

### Assists

Career --  
Season --

### Points

Career --  
Season --

## CAREER LINE

Season	GP	GS	G	A	PTS	SH	SH%	SOG	SOG%	GW	PK-ATT
2016	15	9	0	0	0	4	.000	2	.500	0	0-0
2017	11	11	0	0	0	9	.000	2	.286	0	0-0
Total	25	20	0	0	0	13	.000	4	.393	0	0-0





# 12 AIDAN O'HARA

F | 6-2 | 170 | Freshman

## 2017 GAME-BY-GAME

Opponent	Score	GP	GS	G	A	Pts.	Sh.	Sh.%	SOG	SOG%	GW	Pk-Att.
UNCG	T, 0-0	*	*	0	0	0	5	.000	2	.400	0	0-0
at Memphis	- DNP -											
at Jacksonville	W, 2-1	*	*	0	0	0	1	.000	1	1.00	0	0-0
Missouri State	T, 0-0	*	*	0	0	0	2	.000	0	.000	0	0-0
at Kentucky	L, 0-1	*	*	0	0	0	1	.000	0	.000	0	0-0
FIU	L, 1-2	*		0	0	0	1	.000	0	.000	0	0-0
at ODU	L, 2-3	*		0	0	0	0	.000	0	.000	0	0-0
Charlotte	- DNP -											
at GA State	L, 1-4	*		0	0	0	1	.000	0	.000	0	0-0
Central Ark.	W, 2-1	*		1	0	2	1	.000	1	1.00	0	0-0
at New Mexico	L, 0-2	*		0	0	0	0	.000	0	.000	0	0-0
GA Southern												
FAU												
Lipscomb												
at Marshall												
South Carolina												

## THE O'HARA FILE

### Goals

Career --  
Season --

### Assists

Career --  
Season --

### Points

Career --  
Season --

## CAREER LINE

Season	GP	GS	G	A	PTS	SH	SH%	SOG	SOG%	GW	PK-ATT
2017	9	5	1	0	2	11	.083	4	.333	0	0-0
Total	9	5	1	0	2	11	.083	4	.333	0	0-0



# 13 ERIK HENZE

D | 6-1 | 165 | RS-Sophomore

## 2017 GAME-BY-GAME

Opponent	Score	GP	GS	G	A	Pts.	Sh.	Sh.%	SOG	SOG%	GW	Pk-Att.
UNCG	- DNP -											
at Memphis	W, 3-0	*		0	0	0	0	.000	0	.000	0	0-0
at Jacksonville	- DNP -											
Missouri State	- DNP -											
at Kentucky	- DNP -											
FIU	- DNP -											
at ODU	- DNP -											
at GA State	- DNP -											
Charlotte	- DNP -											
at GA State	- DNP -											
Central Ark.	- DNP -											
at New Mexico	- DNP -											
GA Southern												
FAU												
Lipscomb												
at Marshall												
South Carolina												

## THE HENZE FILE

### Goals

Career --  
Season --

### Assists

Career --  
Season --

### Points

Career --  
Season --

## CAREER LINE

Season	GP	GS	G	A	PTS	SH	SH%	SOG	SOG%	GW	PK-ATT
2015	Redshirted										
2016	1	0	0	0	0	0	.000	0	.000	0	0-0
2017	1	0	0	0	0	0	.000	0	.000	0	0-0
Total	1	0	0	0	0	0	.000	0	.000	0	0-0





## THE VALVERDE FILE

## Goals

Career 1 at Memphis (8/27/17)  
Season 1 at Memphis (8/27/17)

## Assists

Career 1 vs. Xavier (9/28/16)  
Season --

## Points

Career 2 at Memphis (8/27/17)  
Season 2 at Memphis (8/27/17)

# 14 DAVID VALVERDE

M | 5-10 | 150 | Senior

## 2017 GAME-BY-GAME

Opponent	Score	GP	GS	G	A	Pts.	Sh.	Sh.%	SOG	SOG%	GW	Pk-Att.
UNCG	T, 0-0	*	*	0	0	0	2	.000	1	.500	0	0-0
at Memphis	W, 3-0	*	*	1	0	2	1	1.00	1	1.00	0	0-0
at Jacksonville	W, 2-1	*	*	0	0	0	0	.000	0	.000	0	0-0
Missouri State	T, 0-0	*	*	0	0	0	0	.000	0	.000	0	0-0
at Kentucky	L, 0-1	*	*	0	0	0	1	.000	0	.000	0	0-0
FIU	L, 1-2	*	*	0	0	0	0	.000	0	.000	0	0-0
at ODU	L, 2-3	*	*	0	0	0	1	.000	1	.600	0	0-0
Charlotte	T, 1-1	*	*	0	0	0	0	.000	0	.000	0	0-0
at GA State	L, 1-4	*	*	0	0	0	1	.000	0	.000	0	0-0
Central Ark.	W, 2-1	*	*	0	0	0	0	.000	0	.000	0	0-0
at New Mexico	L, 0-2	*	*	0	0	0	1	.000	0	.000	0	0-0
GA Southern												
FAU												
Lipscomb												
at Marshall												
South Carolina												

## CAREER LINE

Season	GP	GS	G	A	PTS	SH	SH%	SOG	SOG%	GW	PK-ATT
2014	20	19	0	2	2	11	.000	0	.000	0	0-0
2015	16	12	0	1	1	6	.000	1	.167	0	0-0
2016	18	18	0	2	2	5	.000	2	.400	0	0-0
2017	11	11	1	0	2	4	.143	3	.429	0	0-0
Total	65	60	1	5	7	28	.143	7	.332	0	0-0



## THE LAURENT FILE

## Goals

Career 1 at GA State (10/3/17)  
Season 1 at GA State (10/3/17)

## Assists

Career 1, 2x, last vs. Santa Clara (10/4/16)  
Season --

## Points

Career 2 at GA State (10/3/17)  
Season 2 at GA State (10/3/17)

# 15 MATHIEU LAURENT

D | 6-2 | 175 | RS-Junior

## 2017 GAME-BY-GAME

Opponent	Score	GP	GS	G	A	Pts.	Sh.	Sh.%	SOG	SOG%	GW	Pk-Att.
UNCG	T, 0-0	*	*	0	0	0	2	.000	0	.000	0	0-0
at Memphis	- DNP -											
at Jacksonville	W, 2-1	*	*	0	0	0	0	.000	0	.000	0	0-0
Missouri State	T, 0-0	*	*	0	0	0	0	.000	0	.000	0	0-0
at Kentucky	L, 0-1	*	*	0	0	0	0	.000	0	.000	0	0-0
FIU	L, 1-2	*	*	0	0	0	0	.000	0	.000	0	0-0
at ODU	L, 2-3	*	*	0	0	0	0	.000	0	.000	0	0-0
Charlotte	T, 1-1	*	*	0	0	0	2	.000	0	.000	0	0-0
at GA State	L, 1-4	*	*	1	0	2	3	.143	2	.286	0	0-0
Central Ark.	W, 2-1	*	*	0	0	0	0	.143	0	.286	0	0-0
at New Mexico	L, 0-2	*	*	0	0	0	0	.000	0	.000	0	0-0
GA Southern												
FAU												
Lipscomb												
at Marshall												
South Carolina												

## CAREER LINE

Season	GP	GS	G	A	PTS	SH	SH%	SOG	SOG%	GW	PK-ATT
2014	20	17	0	1	1	5	.000	3	.600	0	0-0
2015	1	0	0	0	0	0	.000	0	.000	0	0-0
2016	17	17	0	1	1	7	.000	2	.286	0	0-0
2017	10	10	1	0	2	7	.143	2	.286	0	0-0
Total	48	44	1	2	4	19	.143	7	.293	0	0-0





# 16 DONOVAN WATSON

D | 6-5 | 175 | Freshman

## 2017 GAME-BY-GAME

Opponent	Score	GP	GS	G	A	Pts.	Sh.	Sh.%	SOG	SOG%	GW	Pk-Att.
UNCG	- DNP -											
at Memphis	- DNP -											
at Jacksonville	-DNP-											
Missouri State	T, 0-0	*		0	0	0	0	.000	0	.000	0	0-0
at Kentucky	L, 0-1	*		0	0	0	0	.000	0	.000	0	0-0
FIU	L, 1-2	*		0	0	0	0	.000	0	.000	0	0-0
at ODU	L, 2-3	*	*	0	0	0	0	.000	0	.000	0	0-0
Charlotte	T, 1-1	*	*	0	1	1	0	.000	0	.000	0	0-0
at GA State	L, 1-4	*	*	0	1	1	0	.000	0	.000	0	0-0
Central Ark.	W, 2-1	*	*	0	0	0	0	.000	0	.000	0	0-0
at New Mexico	L, 0-2	*		0	0	0	0	.000	0	.000	0	0-0
GA Southern												
FAU												
Lipscomb												
at Marshall												
South Carolina												

## THE WATSON FILE

### Goals

Career --

Season --

### Assists

Career 1, 2x, last at GA State (10/3/17)

Season 1, 2x, last at GA State (10/3/17)

### Points

Career 1, 2x, last at GA State (10/3/17)

Season 1, 2x, last at GA State (10/3/17)

## CAREER LINE

Season	GP	GS	G	A	PTS	SH	SH%	SOG	SOG%	GW	PK-ATT
2017	8	4	0	2	2	0	.000	0	.000	0	0-0
Total											



# 17 EVAN SCARBROUGH

D | 5-11 | 165 | RS-Senior

## 2017 GAME-BY-GAME

Opponent	Score	GP	GS	G	A	Pts.	Sh.	Sh.%	SOG	SOG%	GW	Pk-Att.
UNCG	- DNP -											
at Memphis	- DNP -											
at Jacksonville	- DNP -											
Missouri State	- DNP -											
at Kentucky	- DNP -											
FIU	- DNP -											
at ODU	- DNP -											
Charlotte	- DNP -											
at GA State	- DNP -											
Central Ark.	- DNP -											
at New Mexico	- DNP -											
GA Southern												
FAU												
Lipscomb												
at Marshall												
South Carolina												

## THE SCARBROUGH FILE

### Goals

Career --

Season --

### Assists

Career --

Season --

### Points

Career --

Season --

## CAREER LINE

Season	GP	GS	G	A	PTS	SH	SH%	SOG	SOG%	GW	PK-ATT
2013	Redshirted										
2014	10	0	0	0	0	0	.000	0	.000	0	0-0
2015	9	0	0	0	0	1	.000	0	.000	0	0-0
2016	17	9	0	0	0	2	.000	1	1.00	0	0-0
2017	--	--	--	--	--	--	--	--	--	--	--
Total	38	34	0	2	2	12	.000	5	.295	0	0-0







## THE REICHMAN FILE

## Goals

Career --  
Season --

## Assists

Career --  
Season --

## Points

Career --  
Season --

# 18 CHRIS REICHMAN

D | 6-0 | 170 | RS-Sophomore

## 2017 GAME-BY-GAME

Opponent	Score	GP	GS	G	A	Pts.	Sh.	Sh.%	SOG	SOG%	GW	Pk-Att.
UNCG	T, 0-0	*		0	0	0	0	.000	0	.000	0	0-0
at Memphis	W, 3-0	*		0	0	0	0	.000	0	.000	0	0-0
at Jacksonville	W, 2-1	*		0	0	0	0	.000	0	.000	0	0-0
Missouri State	T, 0-0	*		0	0	0	0	.000	0	.000	0	0-0
at Kentucky	L, 0-1	*		0	0	0	0	.000	0	.000	0	0-0
FIU	L, 1-2	*		0	0	0	0	.000	0	.000	0	0-0
at ODU	L, 2-3	*		0	0	0	0	.000	0	.000	0	0-0
Charlotte	T, 1-1	*	*	0	0	0	1	.000	0	.000	0	0-0
at GA State	L, 1-4	*	*	0	0	0	0	.000	0	.000	0	0-0
Central Ark.	W, 2-1	*	*	0	0	0	0	.000	0	.000	0	0-0
at New Mexico	L, 0-2	*	*	0	0	0	0	.000	0	.000	0	0-0
GA Southern												
FAU												
Lipscomb												
at Marshall												
South Carolina												

## CAREER LINE

Season	GP	GS	G	A	PTS	SH	SH%	SOG	SOG%	GW	PK-ATT
2016	12	3	0	0	0	2	.000	1	.500	0	0-0
2017	11	4	0	0	0	1	.000	0	.000	0	0-0
Total	23	7	0	0	0	3	.000	1	.500	0	0-0



## THE BROOKER FILE

## Goals

Career 1 vs. FIU (9/14/17)  
Season 1 vs. FIU (9/14/17)

## Assists

Career 1, 2x, last at Memphis (8/27/17)  
Season 1 at Memphis (8/27/17)

## Points

Career 2 vs. FIU (9/14/17)  
Season 2 vs. FIU (9/14/17)

# 19 ADAM BROOKER

F | 6-4 | 190 | Sophomore

## 2017 GAME-BY-GAME

Opponent	Score	GP	GS	G	A	Pts.	Sh.	Sh.%	SOG	SOG%	GW	Pk-Att.
UNCG	T, 0-0	*	*	0	0	0	2	.000	0	.000	0	0-0
at Memphis	W, 3-0	*	*	0	1	1	1	.000	1	1.00	0	0-0
at Jacksonville	W, 2-1	*	*	0	0	0	1	.000	0	.000	0	0-0
Missouri State	T, 0-0	*		0	0	0	2	.000	1	.500	0	0-0
at Kentucky	L, 0-1	*	*	0	0	0	0	.000	0	.000	0	0-0
FIU	L, 1-2	*	*	1	0	2	1	1.00	1	1.00	0	0-0
at ODU	L, 2-3	*		0	0	0	0	.000	0	.000	0	0-0
Charlotte	T, 1-1	*	*	0	0	0	2	.000	0	.000	0	0-0
at GA State	L, 1-4	*	*	0	0	0	1	.000	0	.000	0	0-0
Central Ark.	W, 2-1	*	*	0	0	0	3	.000	2	.000	0	0-0
at New Mexico	L, 0-2	*		0	0	0	2	.000	1	.500	0	0-0
GA Southern												
FAU												
Lipscomb												
at Marshall												
South Carolina												

## CAREER LINE

Season	GP	GS	G	A	PTS	SH	SH%	SOG	SOG%	GW	PK-ATT
2016	4	0	0	1	1	4	.000	3	.750	0	0-0
2017	11	8	1	1	2	15	.067	6	.400	0	0-0
Total	15	8	1	2	3	19	.067	9	.575	0	0-0





## THE TYLER FILE

## Goals

Career 1, 2x, last vs. Santa Clara (9/4/16)

Season --

## Assists

Career --

Season --

## Points

Career 1, 2x, last vs. Santa Clara (9/4/16)

Season --

# 20 TARNUE TYLER

M | 5-10 | 145 | Sophomore

## 2017 GAME-BY-GAME

Opponent	Score	GP	GS	G	A	Pts.	Sh.	Sh.%	SOG	SOG%	GW	Pk-Att.
UNCG	T, 0-0	*		0	0	0	0	.000	0	.000	0	0-0
at Memphis	W, 3-0	*	*	0	0	0	0	.000	0	.000	0	0-0
at Jacksonville	W, 2-1	*	*	0	0	0	2	.000	0	.000	0	0-0
Missouri State	T, 0-0	*	*	0	0	0	3	.000	1	.333	0	0-0
at Kentucky	- DNP -											
FIU	L, 1-2	*	*	0	0	0	0	.000	0	.000	0	0-0
at ODU	L, 2-3	*	*	0	1	1	1	.000	1	.333	0	0-0
Charlotte	T, 1-1	*		0	0	0	0	.000	0	.000	0	0-0
at GA State	L, 1-4	*		0	0	0	1	.000	0	.000	0	0-0
Central Ark.	W, 2-1	*		0	0	0	1	.000	0	.000	0	0-0
at New Mexico	L, 0-2	*	*	0	0	0	0	.000	0	.000	0	0-0
GA Southern												
FAU												
Lipscomb												
at Marshall												
South Carolina												

## CAREER LINE

Season	GP	GS	G	A	PTS	SH	SH%	SOG	SOG%	GW	PK-ATT
2016	18	18	2	0	4	27	.074	10	.370	1	0-0
2017	10	6	0	0	0	7	.000	2	.250	0	0-0
Total	28	24	2	0	4	34	.074	11	.310	1	0-0



## THE STROUPE FILE

## Goals

Career --

Season --

## Assists

Career --

Season --

## Points

Career --

Season --

# 21 CHANDLER STROUPE

D | 6-0 | 175 | RS-Senior

## 2017 GAME-BY-GAME

Opponent	Score	GP	GS	G	A	Pts.	Sh.	Sh.%	SOG	SOG%	GW	Pk-Att.
UNCG	T, 0-0	*	*	0	0	0	1	.000	0	.000	0	0-0
at Memphis	W, 3-0	*	*	0	0	0	0	.000	0	.000	0	0-0
at Jacksonville	W, 2-1	*	*	0	0	0	0	.000	0	.000	0	0-0
Missouri State	T, 0-0	*	*	0	0	0	0	.000	0	.000	0	0-0
at Kentucky	L, 0-1	*	*	0	0	0	0	.000	0	.000	0	0-0
FIU	L, 1-2	*	*	0	0	0	1	.000	0	.000	0	0-0
at ODU	L, 2-3	*	*	0	0	0	0	.000	0	.000	0	0-0
Charlotte	T, 1-1	*		0	0	0	0	.000	0	.000	0	0-0
at GA State	L, 1-4	*		0	0	0	0	.000	0	.000	0	0-0
Central Ark.	W, 2-1	*	*	0	0	0	0	.000	0	.000	0	0-0
at New Mexico	L, 0-2	*		0	0	0	0	.000	0	.000	0	0-0
GA Southern												
FAU												
Lipscomb												
at Marshall												
South Carolina												

## CAREER LINE

Season	GP	GS	G	A	PTS	SH	SH%	SOG	SOG%	GW	PK-ATT
2013	6	0	0	0	0	1	.000	0	.000	0	0-0
2014	Redshirted										
2015	15	7	0	0	0	8	.000	3	.375	0	0-0
2016	12	0	0	0	0	2	.000	1	.500	0	0-0
2017	11	8	0	0	0	2	.000	4	.000	0	0-0
Total	44	5	0	0	0	13	.000	8	.438	0	0-0





# 22 CHASE RUSHING

M | 6-0 | 170 | Sophomore

## 2017 GAME-BY-GAME

Opponent	Score	GP	GS	G	A	Pts.	Sh.	Sh.%	SOG	SOG%	GW	Pk-Att.
UNCG	T, 0-0	*	*	0	0	0	0	.000	0	.000	0	0-0
at Memphis	W, 3-0	*		0	0	0	0	.000	0	.000	0	0-0
at Jacksonville	W, 2-1	*		0	0	0	0	.000	0	.000	0	0-0
Missouri State	T, 0-0	*		0	0	0	0	.000	0	.000	0	0-0
at Kentucky	L, 0-0	*		0	0	0	0	.000	0	.000	0	0-0
FIU	L, 1-2	*		0	0	0	0	.000	0	.000	0	0-0
at ODU	L, 2-3	*		0	0	0	0	.000	0	.000	0	0-0
Charlotte	- DNP -											
at GA State	L, 1-4	*		0	0	0	1	.000	0	.000	0	0-0
Central Ark.	W, 2-1	*		0	0	0	1	.000	0	.000	0	0-0
at New Mexico	L, 0-2	*	*	0	0	0	0	.000	0	.000	0	0-0
GA Southern												
FAU												
Lipscomb												
at Marshall												
South Carolina												

## THE RUSHING FILE

### Goals

Career 1 vs. Marshall (9/17/16)  
Season --

### Assists

Career --  
Season --

### Points

Career 2 vs. Marshall (9/17,16)  
Season --

## CAREER LINE

Season	GP	GS	G	A	PTS	SH	SH%	SOG	SOG%	GW	PK-ATT
2016	14	0	1	0	2	4	.250	1	.250	0	0-0
2017	10	2	0	0	0	2	.000	0	.000	0	0-0
Total	24	2	1	0	2	6	.250	1	.250	0	0-0



# 23 KEVIN WALLACE

F/M | 6-2 | 160 | RS-Sophomore

## 2017 GAME-BY-GAME

Opponent	Score	GP	GS	G	A	Pts.	Sh.	Sh.%	SOG	SOG%	GW	Pk-Att.
UNCG	T, 0-0	*		0	0	0	0	.000	0	.000	0	0-0
at Memphis	W, 3-0	*		0	0	0	0	.000	0	.000	0	0-0
at Jacksonville	- DNP -											
Missouri State	- DNP -											
at Kentucky	- DNP -											
FIU	- DNP -											
at ODU	- DNP -											
Charlotte	- DNP -											
at GA State	L, 1-4	*		0	0	0	0	.000	0	.000	0	0-0
Central Ark.	W, 2-1	*		0	0	0	2	.000	0	.000	0	0-0
at New Mexico	L, 0-2	*		0	0	0	0	.000	0	.000	0	0-0
GA Southern												
FAU												
Lipscomb												
at Marshall												
South Carolina												

## THE WALLACE FILE

### Goals

Career --  
Season --

### Assists

Career --  
Season --

### Points

Career --  
Season --

## CAREER LINE

Season	GP	GS	G	A	PTS	SH	SH%	SOG	SOG%	GW	PK-ATT
2015	Redshirted										
2016	5	0	0	0	0	0	.000	0	.000	0	0-0
2017	5	0	0	0	0	1	.000	0	.000	0	0-0
Total	10	0	0	0	0	1	.000	0	.000	0	0-0





## THE BUETE FILE

## Goals

Career --  
Season --

## Assists

Career --  
Season --

## Points

Career --  
Season --

# 24 JOSEPH BUETE

M | 5-10 | 55 | Freshman

## 2017 GAME-BY-GAME

Opponent	Score	GP	GS	G	A	Pts.	Sh.	Sh.%	SOG	SOG%	GW	Pk-Att.
UNCG	T, 0-0	*		0	0	0	0	.000	0	.000	0	0-0
at Memphis	W, 3-0	*		0	0	0	0	.000	0	.000	0	0-0
at Jacksonville	- DNP -											
Missouri State	- DNP -											
at Kentucky	L, 0-1	*		0	0	0	0	.000	0	.000	0	0-0
FIU	- DNP -											
at ODU	L, 2-3	*		0	0	0	0	.000	0	.000	0	0-0
Charlotte	- DNP -											
at GA State	L, 1-4	*		0	0	0	0	.000	0	.000	0	0-0
Central Ark.	- DNP -											
at New Mexico	- DNP -											
GA Southern												
FAU												
Lipscomb												
at Marshall												
South Carolina												

## CAREER LINE

Season	GP	GS	G	A	PTS	SH	SH%	SOG	SOG%	GW	PK-ATT
2017	4	0	0	0	0	0	.000	0	.000	0	0-0
Total	4	0	0	0	0	0	.000	0	.000	0	0-0



## THE STOCKLEY FILE

## Goals

Career --  
Season --

## Assists

Career --  
Season --

## Points

Career --  
Season --

# 26 BROOKS STOCKLEY

M | 5-9 | 145 | Freshman

## 2017 GAME-BY-GAME

Opponent	Score	GP	GS	G	A	Pts.	Sh.	Sh.%	SOG	SOG%	GW	Pk-Att.
UNCG	- DNP -											
at Memphis	- DNP -											
at Jacksonville	- DNP -											
Missouri State	- DNP -											
at Kentucky	- DNP -											
FIU	- DNP -											
at ODU	- DNP -											
Charlotte	- DNP -											
at GA State	- DNP -											
Central Ark.	- DNP -											
at New Mexico	- DNP -											
GA Southern												
FAU												
Lipscomb												
at Marshall												
South Carolina												

## CAREER LINE

Season	GP	GS	G	A	PTS	SH	SH%	SOG	SOG%	GW	PK-ATT
2017	--	--	--	--	--	--	--	--	--	--	--
Total											







30 JAKE FUTRELL  
D | 6-2 | 170 | RS-Freshman

2017 GAME-BY-GAME

Opponent	Score	GP	GS	G	A	Pts.	Sh.	Sh.%	SOG	SOG%	GW	Pk-Att.
UNCG	- DNP -											
at Memphis	W, 3-0	*		0	0	0	1	.000	1	1.00	0	0-0
at Jacksonville	- DNP -											
Missouri State	- DNP -											
at Kentucky	- DNP -											
FIU	- DNP -											
at ODU	L, 2-3	*		0	0	0	0	.000	0	.000	0	0-0
Charlotte	- DNP -											
at GA State	L, 1-4	*		0	0	0	0	.000	0	.000	0	0-0
Central Ark.	- DNP -											
at New Mexico	- DNP -											
GA Southern	- DNP -											
FAU												
Lipscomb												
at Marshall												
South Carolina												

THE FUTRELL FILE

Goals

Career --  
Season --

Assists

Career --  
Season --

Points

Career --  
Season --

CAREER LINE

Season	GP	GS	G	A	PTS	SH	SH%	SOG	SOG%	GW	PK-ATT
2017	3		0	0	0	1	.000	1	1.00	0	0-0
Total	3		0	0	0	1	.000	1	1.00	0	0-0

NATIONAL POLLS (Oct. 11)

NSCAA/Continental Tire

1. Indiana
2. Wake Forest
3. Maryland
4. North Carolina
5. Louisville
6. Michigan State
7. Notre Dame
8. Stanford
9. Georgetown
10. Virginia
11. **Clemson**
12. Air Force
13. Western Michigan
14. **FIU**
15. UNC Wilmington
16. Duke
17. SMU
18. **Old Dominion**
19. Washington
20. Butler
21. **Kentucky**
22. Columbia
23. New Hampshire
24. Michigan
25. Rider

Soccer America

1. Maryland
2. Stanford
3. Indiana
4. Notre Dame
5. Virginia
6. Wake Forest
7. **Clemson**
8. Furman
9. North Carolina
10. UNC Wilmington
11. Louisville
12. Michigan State
13. Syracuse
14. Pacific
15. Omaha
16. Duke
17. Western Michigan
18. SMU
19. Xavier
20. Georgetown
21. NC State
22. Butler
23. Michigan
24. UMass Lowell
25. Ohio State

NCAA Coaches

1. Indiana
2. Wake Forest
3. Maryland
4. North Carolina
5. Louisville
6. Michigan State
7. Notre Dame
8. Stanford
9. Georgetown
10. Virginia
11. **Clemson**
12. Air Force
13. Western Michigan
14. **FIU**
15. UNC Wilmington
16. Duke
17. SMU
18. **Old Dominion**
19. Washington
20. Butler
21. **Kentucky**
22. Columbia
23. New Hampshire
24. Michigan
25. Rider

Poll	Pre	1	2	3	4	5	6	7	8	9	10	11	12	13	Final
NSCAA	NR	RV	RV	NR	NR	NR	NR	NR							
SA	--	--	--	NR	NR	NR	NR	NR							
NCAA RPI	--	--	--	NR	NR	NR	NR	NR							
NSCAA Regional	--	6	5	10	10	NR	NR	NR							



## 2017 BOX SCORES

Soccer Box Score (Final)  
The Automated ScoreBook  
UNC Greensboro vs UAB (Aug 25, 2017 at Birmingham, Ala.)

UNC Greensboro (0-0-1) vs.

UAB (0-0-1)

Date: Aug 25, 2017 • Attendance: 1159

Weather:

## UNC Greensboro

Po #	Player	Sh	SO	G	A	Min
gk 1	Jon Milligan	-	-	-	-	110
4	Faisal Alimbaslat	-	-	-	-	30
5	Leeroy Maguraushe	2	-	-	-	88
7	Matteo Busio	-	-	-	-	92
8	Nelson Oceano	1	-	-	-	48
11	Matt Mattis	2	1	-	-	78
12	Alexander Lewis	1	-	-	-	44
14	Nicholas Downs	2	1	-	-	58
18	Damon Youmans	1	1	-	-	82
20	Casey Penland	1	-	-	-	101
23	Josh Masten	2	-	-	-	105
--	Substitutes --	-	-	-	-	-
2	Tavion Webb	-	-	-	-	4
3	Eric Gunnarsson	-	-	-	-	15
6	Jesper Larsson	-	-	-	-	22
9	Sandro Bradara	-	-	-	-	69
10	Moises Gonzalez	-	-	-	-	11
15	Austin Matthews	1	-	-	-	99
16	Cyril Owolabi	1	1	-	-	38
19	Tevyn Henry	-	-	-	-	9
21	Manny Apau	1	1	-	-	45
26	Kyle Lawrence	-	-	-	-	26
28	Payne McKiver	-	-	-	-	5
29	Alex Henderson	-	-	-	-	18
Totals		15	5	0	0	

#	Goalkeepers	Min	GA	Saves
1	Jon Milligan	110:00	0	4

Shots by period	1	2	OT	O2	Total
UNC Greensboro	3	7	3	2	15
UAB	7	9	1	0	17

Corner kicks	1	2	OT	O2	Total
UNC Greensboro	2	5	3	0	10
UAB	2	4	0	0	6

## Scoring summary:

No.	Time	Team	Goal scorer	Assist	Description
-----	------	------	-------------	--------	-------------

## Cautions and ejections:

YC-UNCG #16 (52:26)

UNC Greensboro-Jon Milligan (0-0-1). UAB-TEAL, James (0-0-1).

Stadium: BBVA Compass Field

Officials: Referee: Sam Bierster; Asst. Referee: Amin Hadzic; Mike Lavergne;

Alt. Official: Michael Smith; Scorer: Abby Vinson;

Offsides: UNC Greensboro 1, UAB 0.

Official's signature

Soccer Box Score (Final)  
The Automated ScoreBook  
UAB vs Jacksonville (Sep 01, 2017 at Jacksonville, Fla.)

UAB (2-0-1) vs.

Jacksonville (0-3-0)

Date: Sep 01, 2017 • Attendance: 252

Weather: Partly cloudy, 83 degrees, winds SSW 8 mph

## UAB

Po #	Player	Sh	SO	G	A	Min
gk 1	TEAL, James	-	-	-	-	90
d 2	MABIALA, Gael	-	-	-	-	60
d 5	RICOURT, Alexandre	1	1	-	-	90
f 6	FERRIN, Massimo	2	1	1	-	80
mf 11	MORA, Eder	3	1	-	-	71
f 12	O'HARA, Aidan	1	1	-	-	55
mf 14	VALVERDE, David	-	-	-	-	69
d 15	LAURENT, Mathieu	-	-	-	-	90
f 19	BROOKER, Adam	1	-	-	-	53
mf 20	TYLER, Tarnue	2	-	-	-	51
d 21	STROUPE, Chandler	-	-	-	-	60
--	Substitutes --	-	-	-	-	-
3	NELSON, Trey	2	1	1	-	21
4	PELLIZZA, Andrea	-	-	-	-	30
7	SULLIVAN, Ryan	-	-	-	-	39
8	MAKINDE, Philip	-	-	-	-	24
9	DAJANI, Rami	-	-	-	-	17
18	REICHMAN, Chris	-	-	-	-	31
22	RUSHING, Chase	-	-	-	-	38
Totals		12	5	2	1	

#	Goalkeepers	Min	GA	Saves
1	TEAL, James	90:00	1	4

Shots by period	1	2	Total
UAB	8	4	12
Jacksonville	7	7	14

Corner kicks	1	2	Total
UAB	3	3	6
Jacksonville	2	9	11

## Scoring summary:

No.	Time	Team	Goal scorer	Assist	Description
-----	------	------	-------------	--------	-------------

1. 16:29 UAB FERRIN, Massimo (unassisted) Free kick taker scores on the free kick

2. 36:23 UAB NELSON, Trey (unassisted) Passed in to 3 who headed over goalie

3. 70:42 JU BENNETT, Kai (1) BEAUPLAN, Redondo out of box Beauplan passes into the box to an awaiti

who soft touches in

## Cautions and ejections:

YC-UAB #5 (72:36)

Win-TEAL, James (2-0-1). Loss-O'CONNOR, Liam (0-2-0).

Stadium: Southern Oak Stadium

Officials: Referee: Emmanuel Darriba; Asst. Referee: Sergio Virvescas;

Matthew Lombardi; Timekeeper: Allan Gattis; Scorer: Cooper Welch;

Offsides: UAB 1, Jacksonville 0.

Official's signature

Soccer Box Score (Final)  
2017 Memphis Men's Soccer  
UAB vs Memphis (Aug 27, 2017 at Memphis, Tenn.)

UAB (1-0-1) vs.

Memphis (0-1-1)

Date: Aug 27, 2017 • Attendance: 332

Weather: 69 degrees, mostly cloudy, winds N @ 4 mph

## UAB

Po #	Player	Sh	SO	G	A	Min
gk 1	TEAL, James	-	-	-	-	90
d 2	MABIALA, Gael	-	-	-	-	51
d 4	PELLIZZA, Andrea	-	-	-	-	56
d 5	RICOURT, Alexandre	-	-	-	-	90
f 6	FERRIN, Massimo	3	3	1	-	46
f 8	MAKINDE, Philip	3	1	1	-	47
m 11	MORA, Eder	-	-	-	-	76
m 14	VALVERDE, David	1	1	1	-	57
f 19	BROOKER, Adam	1	1	-	-	44
m 20	TYLER, Tarnue	-	-	-	-	41
d 21	STROUPE, Chandler	-	-	-	-	90
--	Substitutes --	-	-	-	-	-
3	NELSON, Trey	-	-	-	-	40
7	SULLIVAN, Ryan	-	-	-	-	49
13	HENZE, Erik	-	-	-	-	12
18	REICHMAN, Chris	-	-	-	-	52
22	RUSHING, Chase	-	-	-	-	51
23	WALLACE, Kevin	-	-	-	-	29
24	BUETE, Joseph	-	-	-	-	33
30	FUTRELL, Jake	1	1	-	-	36
Totals		9	7	3	1	

#	Goalkeepers	Min	GA	Saves
1	TEAL, James	90:00	0	3

Shots by period	1	2	Total
UAB	4	5	9
Memphis	3	6	9

Corner kicks	1	2	Total
UAB	1	3	4
Memphis	3	4	7

## Scoring summary:

No.	Time	Team	Goal scorer	Assist	Description
1.	12:42	UAB	MAKINDE, Philip (1)	BROOKER, Adam	Cross from the left side, finished through t
2.	15:12	UAB	FERRIN, Massimo (1)	Penalty kick	goalkeeper's hands.
3.	32:47	UAB	VALVERDE, David (1)	(unassisted)	Long shot floated over the goalkeeper.

## Cautions and ejections:

YC-UAB #2 (66:14); YC-MEM #18 (74:07); YC-MEM #17 (76:50);

YC-UAB #23 (86:08)

Win-TEAL, James (1-0-1). Loss-LEEKER, Jake (0-1-1).

Stadium: MRC

Officials: Referee: Cory Richardson; Asst. Referee: Ray Strehlau; Michael Carson;

Alt. Official: Matt Nelson;

Offsides: UAB 1, Memphis 1.

Official's signature

Soccer Box Score (Final)  
The Automated ScoreBook  
Missouri State vs UAB (Sep 04, 2017 at Birmingham, Ala.)

Missouri State (1-1-1) vs.

UAB (2-0-2)

Date: Sep 04, 2017 • Attendance: 897

Weather:

## Missouri State

Po #	Player	Sh	SO	G	A	Min
gk 1	Priestley, Liam	-	-	-	-	110
d 2	Laird, Jake	-	-	-	-	110
d 3	Burtonshaw, Nick	1	-	-	-	110
f 7	Lewis, Harry	3	2	-	-	106
mf 8	Robins, Jordy	-	-	-	-	110
f 9	Ingram, Conor	2	2	-	-	102
mf/10	Buckle, Jake	-	-	-	-	29
mf 11	Wilkin, Stuart	1	-	-	-	38
d 16	De Jong, Dylan	1	-	-	-	110
d 20	Langan, Connor	1	1	-	-	110
mf/21	Hiebert, Kyle	-	-	-	-	110
--	Substitutes --	-	-	-	-	-
12	Stoll, David	-	-	-	-	9
19	Wu, Ian	-	-	-	-	61
22	Karns, Dakota	-	-	-	-	6
26	Jones, Ian	-	-	-	-	42
28	Stratton, Greg	-	-	-	-	46
Totals		9	5	0	0	

#	Goalkeepers	Min	GA	Saves
1	Priestley, Liam	110:00	0	6

Shots by period	1	2	OT	O2	Total
Missouri State	5	3	0	1	9
UAB	8	7	3	1	19

Corner kicks	1	2	OT	O2	Total
Missouri State	2	2	0	0	4
UAB	5	3	1	2	11

## Scoring summary:

No.	Time	Team	Goal scorer	Assist	Description
-----	------	------	-------------	--------	-------------

## Cautions and ejections:

YC-UAB #20 (62:12); RC-UAB #20 (100:07)

Missouri State-Priestley, Liam (1-1-1). UAB-TEAL, James (2-0-2).

Stadium: BBVA Compass Field

Officials: Referee: Esteban Rosano; Asst. Referee: Brian Grozdanoff; Matt Jackson;

Alt. Official: Bob Johnson; Scorer: Abby Vinson;

Offsides: Missouri State 1, UAB 0.

Official's signature





### Soccer Box Score (Final) 2017 UK Men's Soccer UAB vs #19 Kentucky (Sep 08, 2017 at Lexington, Ky.)



UAB (2-2-1, 0-1-0 CUSA) vs.  
Kentucky (4-0-1, 1-0-0 CUSA)  
Date: Sep 08, 2017 • Attendance: 1921  
Weather: 68 degrees, clear

Po #	Player	Sh	SO	G	A	Min
g 1	TEAL, James	-	-	-	-	90
d 2	MABIALA, Gael	1	1	-	-	66
d 5	RICOURT, Alexandre	1	1	-	-	90
m 6	FERRIN, Massimo	3	1	-	-	86
f 9	DAJANI, Rami	2	1	-	-	67
m 11	MORA, Eder	-	-	-	-	57
f 12	O'HARA, Aidan	1	-	-	-	40
m 14	VALVERDE, David	1	-	-	-	76
d 15	LAURENT, Mathieu	-	-	-	-	90
f 19	BROOKER, Adam	-	-	-	-	71
d 21	STROUPE, Chandler	-	-	-	-	72
-- Substitutes --						
3	NELSON, Trey	-	-	-	-	50
7	SULLIVAN, Ryan	3	-	-	-	56
8	MAKINDE, Philip	-	-	-	-	19
16	WATSON, Donovan	-	-	-	-	7
18	REICHMAN, Chris	-	-	-	-	35
22	RUSHING, Chase	-	-	-	-	7
24	BUETE, Joseph	-	-	-	-	12
Totals		12	4	0	0	

#	Goalkeepers	Min	GA	Saves
1	TEAL, James	90:00	1	3

Shots by period	1	2	Total
UAB	5	7	12
Kentucky	5	6	11

Corner kicks	1	2	Total
UAB	4	1	5
Kentucky	2	5	7

#### Scoring summary:

No.	Time	Team	Goal scorer	Assist	Description
1.	85:18	UK	Pedersen, Mikkel (2)	Williams, J	Spin move to get endline, served the box finished

#### Cautions and ejections:

YC-UAB #7 (76:58)

Win-Facusse, Enrique (4-0-1). Loss-TEAL, James (2-1-1).

Stadium: The Bell  
Officials: Referee: Artur Sibiga; Asst. Referee: Matt McIntyre; Bradley Jordan;  
Alt. Official: Majid Rezaee; Timekeeper: Andrew Woelfel; Scorer: Chris Shoals;  
Offsides: UAB 1, Kentucky 1.

Official's signature

### Soccer Box Score (Final) 2017 ODU Men's Soccer UAB vs Old Dominion (Sep 23, 2017 at NORFOLK, Va.)

UAB (2-3-2) vs.  
Old Dominion (5-1-2)  
Date: Sep 23, 2017 • Attendance: 463  
Weather: 80 and clear

Po #	Player	Sh	SO	G	A	Fo	Min
1	TEAL, James	-	-	-	-	-	80
2	MABIALA, Gael	1	-	-	-	-	72
6	FERRIN, Massimo	1	1	-	-	-	81
7	SULLIVAN, Ryan	-	-	-	-	-	27
9	DAJANI, Rami	3	3	1	-	-	53
11	MORA, Eder	1	-	-	-	-	90
14	VALVERDE, David	1	1	-	-	-	77
15	LAURENT, Mathieu	-	-	-	-	-	45
16	WATSON, Donovan	-	-	-	-	-	79
20	TYLER, Tarnue	1	1	-	-	-	77
21	STROUPE, Chandler	-	-	-	-	-	50
-- Substitutes --							
0	MEHL, Julian	-	-	-	-	-	10
4	PELLIZZI, Andrea	-	-	-	-	-	18
5	RICOURT, Alexandre	-	-	-	-	-	48
12	O'HARA, Aidan	-	-	-	-	-	32
18	REICHMAN, Chris	-	-	-	-	-	18
19	BROOKER, Adam	-	-	-	-	-	40
22	RUSHING, Chase	-	-	-	-	-	24
24	BUETE, Joseph	-	-	-	-	-	13
30	FUTRELL, Jake	-	-	-	-	-	10
Totals		8	6	2	1	14	

#	Goalkeepers	Min	GA	Saves
1	TEAL, James	80:50	3	2
0	MEHL, Julian	9:10	0	0

Shots by period	1	2	Total
UAB	2	6	8
Old Dominion	7	4	11

Corner kicks	1	2	Total
UAB	4	1	5
Old Dominion	6	4	10

#### Scoring summary:

No.	Time	Team	Goal scorer	Assist	Description
1.	16:15	ODU	WILSCHREY, Max (4)	PERDUE, Brandon	A pass from Perdue and a bullet straight t
2.	18:30	ODU	PERDUE, Brandon (5)	SLOTMAKER, Fox	From a corner, assisted by 6, 12 shot to t
3.	58:30	UAB	DAJANI, Rami (1)	TYLER, Tarnue	assist from 20, shot to right of net past
4.	63:21	ODU	TAYLOR, CJ (1)	EDWARDS, Tyler	pass from 9 to 25 straight past goalie into
5.	85:23	UAB	FERRIN, Massimo (3)	(unassisted)	Chipped over goalie and shot with an emp

#### Cautions and ejections:

YC-ODU #7 (50:10); YC-ODU #6 (81:32)

Win-AKAR, Mertcan (5-1-2). Loss-TEAL, James (2-3-2).

Stadium: ODU Soccer Stadium  
Officials: Referee: Richonne Clark; Asst. Referee: Michael Schatzel; Brian Saucedo;  
Alt. Official: Chip Boatwright;  
Offsides: UAB 0, Old Dominion 0.

Official's signature

### Soccer Box Score (Final) The Automated ScoreBook FIU vs UAB (Sep 14, 2017 at Birmingham, Ala.)

FIU (3-0-2, 1-0-0) vs.  
UAB (2-2-2, 0-2-0)  
Date: Sep 14, 2017 • Attendance: 659  
Weather:

Po #	Player	Sh	SO	G	A	Min
gk 1	FAUROUX, Hugo	-	-	-	-	90
m 3	MARIE, Paul	1	-	-	-	90
d 5	HEZEL, Marvin	-	-	-	-	90
d 6	OLAFSEN, Simen	-	-	-	-	90
f 7	PATINO, Santiago	8	2	1	-	73
m 8	MACHADO, Jordan	1	-	-	-	62
f 9	GIOVINE, Luca	1	1	-	-	90
m 11	AHLINVI, Jorus	1	1	-	-	62
d 13	NEUBHARD, DESHA	1	-	-	-	70
m 18	SARRAZA, Matias	-	-	-	-	55
m 26	TOMLINSON, Donald	-	-	-	-	86
-- Substitutes --						
10	CAMPOY, Alessandro	-	-	-	-	28
12	ALVAREZ, Alvaro	-	-	-	-	17
14	AVILA, Jordi	-	-	-	-	20
16	BOOTH, Andrew	-	-	-	-	4
17	RIOS, Darren	-	-	-	-	49
22	CALVO, Esteban	-	-	-	-	28
Totals		13	4	2	1	

#	Goalkeepers	Min	GA	Saves
1	FAUROUX, Hugo	90:00	1	2

Shots by period	1	2	Total
FIU	11	2	13
UAB	2	8	10

Corner kicks	1	2	Total
FIU	5	3	8
UAB	1	1	2

#### Scoring summary:

No.	Time	Team	Goal scorer	Assist	Description
1.	13:57	FIU	PATINO, Santiago	GIOVINE, Luca	breakaway goal on an empty net
2.	14:53	FIU	AHLINVI, Jorus	(unassisted)	Goal from the top of the box
3.	56:56	UAB	BROOKER, Adam (1)	FERRIN, Massimo	Goal from the left side

#### Cautions and ejections:

YC-UAB #9 (33:07); YC-FIU #22 (83:36); YC-FIU #TM (89:27)

Win-FAUROUX, Hugo (2-0-2). Loss-TEAL, James (2-2-2).

Stadium: BBVA Compass Field  
Officials: Referee: Richonne Clark; Asst. Referee: Michael Smith; Joshua Nobles;  
Alt. Official: Danny Colpo; Timekeeper: Luke McCarthy; Scorer: Abby Vinson;  
Offsides: FIU 2, UAB 0.  
Team Yellow Card was on head coach Kevin Nylen

Official's signature

### Soccer Box Score (Final) The Automated ScoreBook Charlotte vs UAB (Sep 30, 2017 at Birmingham, Ala.)

Charlotte (3-2-3, 1-0-2) vs.  
UAB (2-3-3, 0-3-1)  
Date: Sep 30, 2017 • Attendance: 562  
Weather: 75 and breezy

Po #	Player	Sh	SO	G	A	Min
gk 1	PANICCO, Elliot	-	-	-	-	110
d 3	MONTGOMERY, Callu	1	1	-	-	110
d 5	HOGAN, Patrick	-	-	-	-	110
f 9	SUNOL-ROJAS, Marc	3	1	-	-	91
f 10	BRUCE, Daniel	1	-	-	-	93
m 12	CHAUQUE, Teddy	1	-	-	-	98
d 15	BOWMAN, Sean	1	-	-	-	110
f 16	GARCIA, Fernando	1	-	-	-	57
d 18	RANSHAW, John	-	-	-	-	81
m 22	MADDEEN, Tommy	3	-	-	-	110
d 28	JOHNSON, Luke	1	-	-	-	45
-- Substitutes --						
4	SEACH, Noah	-	-	-	-	65
11	DE BOS, Rutger	-	-	-	-	33
19	BROWN, Myles	4	2	-	-	59
21	RUTHERFORD, Dean	-	-	-	-	13
29	BRITO, Joe	-	-	-	-	25
Totals		16	4	1	0	

#	Goalkeepers	Min	GA	Saves
1	PANICCO, Elliot	110:00	1	3

Shots by period	1	2	OT	O2	Total
Charlotte	4	9	2	1	16
UAB	4	3	0	2	9

Corner kicks	1	2	OT	O2	Total
Charlotte	2	3	0	2	7
UAB	0	0	0	0	0

#### Scoring summary:

No.	Time	Team	Goal scorer	Assist	Description
1.	21:02	UAB	DAJANI, Rami (2)	WATSON, Donovan	scored on pass from donovan watson fro
2.	23:35	CHA	MONTGOMERY, Callum (12)	(unassisted)	

#### Cautions and ejections:

YC-UAB #16 (22:53); YC-CHA #12 (44:02); YC-CHA #3 (44:58);  
YC-CHA #10 (72:45); YC-CHA #4 (83:23)

Charlotte-PANICCO, Elliot (2-2-3). UAB-TEAL, James (2-3-2).

Stadium: BBVA Compass Field  
Officials: Referee: L. Hodgkinson; Asst. Referee: Richonne Clark; Khadime Sabara;  
Alt. Official: Sam Bierster; Scorer: Abby Vinson;  
Offsides: Charlotte 2, UAB 0.

Official's signature



**Soccer Box Score (Final)**  
**The Automated ScoreBook**  
**UAB vs Georgia State (Oct 03, 2017 at Atlanta, Ga.)**

UAB (2-4-3) vs.  
 Georgia State (7-4)  
 Date: Oct 03, 2017 • Attendance: 195  
 Weather: 77 and partly cloudy

UAB					
Po #	Player	Sh	SO	G	A
gk 1	TEAL, James	-	-	-	71
d 2	MABIALA, Gael	1	-	-	64
d 5	RICOURT, Alexandre	-	-	-	69
f 6	FERRIN, Massimo	4	1	-	55
f 9	DAJANI, Rami	-	-	-	62
mf 11	MORA, Eder	-	-	-	64
mf 14	VALVERDE, David	1	-	-	66
d 15	LAURENT, Mathieu	3	2	1	81
d 16	WATSON, Donovan	-	-	-	1 90
d 18	REICHMAN, Chris	-	-	-	42
f 19	BROOKER, Adam	1	-	-	62
-- Substitutes --					
0	MEHL, Julian	-	-	-	19
3	NELSON, Trey	1	-	-	32
7	SULLIVAN, Ryan	-	-	-	36
8	MAKINDE, Philip	-	-	-	28
12	O'HARA, Aidan	1	-	-	28
20	TYLER, Tarnue	1	-	-	28
21	STROUPE, Chandler	-	-	-	28
22	RUSHING, Chase	1	1	-	24
23	WALLACE, Kevin	-	-	-	7
24	BUETE, Joseph	-	-	-	12
30	FUTRELL, Jake	-	-	-	23
Totals					
		14	3	1	1

#	Goalkeepers	Min	GA	Saves
1	TEAL, James	70:33	3	4
0	MEHL, Julian	19:27	1	1

Shots by period	1	2	Total
UAB	6	8	14
Georgia State	10	7	17

Corner kicks	1	2	Total
UAB	4	4	8
Georgia State	2	1	3

Scoring summary:				
No.	Time	Team	Goal scorer	Assist
1.	30:13	GSU	Alarape,Rashid (7)	Summerfield,Alex
2.	52:43	GSU	Hemmings,Max (2)	(unassisted)
3.	58:29	GSU	Hemmings,Max (3)	(unassisted)
4.	76:40	GSU	Proctor,George (1)	(unassisted)
5.	82:31	UAB	LAURENT, Mathieu	WATSON, Donovan

**Cautions and ejections:**

Stadium: GSU Soccer Complex  
 Officials: Referee: Amin Hadzic; Asst. Referee: Griff Sims; Wesley Williams;  
 Alt. Official: Benjamin Theisen; Timekeeper: GSU Sports Info; Scorer: GSU Sports Info;  
 Offsides: UAB 1, Georgia State 1.

Official's signature

**Soccer Box Score (Final)**  
**The Automated ScoreBook**  
**Central Arkansas vs UAB (Oct 07, 2017 at Birmingham, Ala.)**

Central Arkansas (5-7-0, 3-1-0) vs.  
 UAB (3-4-3, 0-3-1)  
 Dates: Oct 07, 2017 • Attendance: 459  
 Weather: Breezy and Humid

Central Arkansas					
Po #	Player	Sh	SO	G	A
gk 1	Olsen, Marc	-	-	-	90
d 3	Kumwenda, Dango	-	-	-	37
d 6	Genthy, Lucas	-	-	-	48
d 8	Stricker, Blake	-	-	-	90
f 9	Brodacki, Niklas	4	2	1	90
m 10	San Roman, Pepe	1	-	-	78
d 13	Knutson, Dalbyn	-	-	-	45
m 14	Holmes, Chris	2	1	-	81
m 18	Kullota, Kyosuke	-	-	-	1 70
f 19	Benamna, Donald	5	4	-	90
m 27	Lamaster, Nate	-	-	-	31
-- Substitutes --					
2	Sandquist, Niklas	-	-	-	51
4	Illa, Christian	-	-	-	65
5	Ridener, Tyler	-	-	-	45
12	Jackson, Colton	-	-	-	20
24	Laufer, Will	-	-	-	29
Totals					
		12	7	1	1

#	Goalkeepers	Min	GA	Saves
1	Olsen, Marc	90:00	2	5

Shots by period	1	2	Total
Central Arkansas	8	4	12
UAB	7	7	14

Corner kicks	1	2	Total
Central Arkansas	2	4	6
UAB	0	3	3

Scoring summary:				
No.	Time	Team	Goal scorer	Assist
1.	12:26	UAB	FERRIN, Massimo (4)	DAJANI, Rami
2.	27:13	UCA 1	Brodacki, Niklas (9)	Kubota, Kyosuke
3.	63:56	UAB	O'HARA, Aidan (1)	(unassisted)

**Cautions and ejections:**  
 VC-UAB #15 (12:47)

Win-TEAL, James (3-4-3). Loss-Olsen, Marc (5-5-0).  
 Stadium: BEVA Campus Field  
 Officials: Referee: Richwan Clark; Asst. Referee: Christopher Hentzmar;  
 Christopher Kloc; Alt. Official: Sam Bierszter; Scorer: Abby Vinsan;  
 Offsides: Central Arkansas 1, UAB 1.

Official's signature

**Soccer Box Score (Final)**  
**The Automated ScoreBook**  
**UAB vs New Mexico (Oct 14, 2017 at Albuquerque, N.M.)**

UAB (3-5-3, 0-4-1 C-USA) vs.  
 New Mexico (8-1-1, 3-1-1 C-USA)  
 Date: Oct 14, 2017 • Attendance: 1224  
 Weather: 72 degrees, 14 MPH

UAB					
Po #	Player	Sh	SO	G	A
gk 1	TEAL, James	-	-	-	90
2	MABIALA, Gael	-	-	-	62
5	RICOURT, Alexandre	-	-	-	69
6	FERRIN, Massimo	4	3	-	69
9	DAJANI, Rami	2	-	-	72
11	MORA, Eder	1	-	-	72
14	VALVERDE, David	1	-	-	62
15	LAURENT, Mathieu	-	-	-	80
18	REICHMAN, Chris	-	-	-	64
20	TYLER, Tarnue	-	-	-	58
22	RUSHING, Chase	-	-	-	59
-- Substitutes --					
3	NELSON, Trey	-	-	-	19
4	PELLIZZA, Andrea	-	-	-	31
7	SULLIVAN, Ryan	1	-	-	36
12	O'HARA, Aidan	-	-	-	2
16	WATSON, Donovan	-	-	-	54
19	BROOKER, Adam	2	1	-	50
21	STROUPE, Chandler	-	-	-	30
23	WALLACE, Kevin	-	-	-	10
Totals					
		12	5	0	0

#	Goalkeepers	Min	GA	Saves
1	TEAL, James	90:00	2	6

Shots by period	1	2	Total
UAB	4	8	12
New Mexico	12	7	19

Corner kicks	1	2	Total
UAB	0	3	3
New Mexico	5	3	8

Scoring summary:				
No.	Time	Team	Goal scorer	Assist
1.	47:54	NM	OWN GOAL (1)	(unassisted)
2.	74:28	NM	VIAL, Antoine (4)	SPANGENBERG, Simon


**Cautions and ejections:**  
 YC-UAB #9 (52:17)

Win-BEAULIEU, Jason (8-3-1). Loss-TEAL, James (3-5-3).  
 Stadium: UNM Soccer Complex  
 Officials: Referee: Luis Guardia; Asst. Referee: Marco Vega; Robert Baca;  
 Alt. Official: Nader Khalil; Timekeeper: Jose Estrada; Scorer: Chelsea Pitvorc;  
 Offsides: UAB 2, New Mexico 2.


Official's signature







**Julian Mehl**  
GK - 6'1 - 170 - So.  
Cologne, Germany



**Seth Torman**  
GK - 6'3 - 160 - Fr.  
Pelham, Ala.




**James Teal**  
GK - 6'5 - 210 - RSFr.  
Chattanooga, Tenn.



**Gael Mabiala**  
D - 6'1 - 175 - Jr.  
Saint-Etienne, France




**Trey Nelson**  
F - 6'1 - 160 - So.  
Montgomery, Ala.



**Andrea Pelizza**  
D - 6'3 - 175 - So.  
Genoa, Italy



**Alexandrea Ricourt**  
D - 6'1 - 160 - Fr.  
Paris, France




**Massimo Ferrin**  
F - 5'11 - 160 - So.  
Ontario, Canada



**Ryan Sullivan**  
M - 5'11 - 165 - RSSr.  
Prospect, Ky.



**Philip Makinde**  
F - 5'10 - 155 - RSSo.  
Ontario, Canada



**Rami Dajani**  
F - 5'11 - 165 - RSSr.  
Niles, Ill.



**DeAndre Robinson**  
M - 5'10 - 150 - Sr.  
Snellville, Ga.



**Eder Mora**  
M - 6'0 - 170 - RSSo.  
Dalton, Ga.



**Aidan O'Hara**  
F - 6'1 - 160 - Fr.  
Toronto, Canada



**Erik Henze**  
D - 6'1 - 185 - RSSo.  
Birmingham, Ala.



**David Valverde**  
M - 5'10 - 150 - Sr.  
Mobile, Ala.




**Mathieu Laurent**  
D - 6'2 - 175 - RSJr.  
Ontario, Canada




**Donovan Watson**  
D - 6'5 - 175 - Fr.  
Toronto, Canada



**Evan Scarbrough**  
M - 5'11 - 165 - RSSr.  
Searcy, Ark.



**Chris Reichman**  
D - 5'11 - 160 - RSSo.  
Englewood, Colo.



**Adam Brooker**  
F - 6'4 - 185 - So.  
Demopolis, Ala.



**Tarnue Tyler**  
F - 5'10 - 145 - So.  
Columbia, Mo.



**Chandler Stroupe**  
D - 6'0 - 170 - RSSr.  
Birmingham, Ala.



**Chase Rushing**  
M - 6'0 - 165 - Fr.  
River Ridge, La.




**Kevin Wallace**  
F - 6'2 - 180 - RSSo.  
Fulton, Mo.




**Joseph Buete**  
M - 5'9 - 145 - Fr.  
Wake Forest, N.C.




**Chandler Shirley**  
F - 5'11 - 155 - Fr.  
Jackson, Miss.




**Brooks Stockley**  
M - 5'9 - 145 - Fr.  
Charlotte, N.C.



**Jake Futrell**  
D - 6'3 - 170 - RSFr.  
Auburn, Ala.



**Mike Getman**  
Head Coach  
26th Season



**Justus Griffin**  
Assistant Coach  
23rd Season



**Joel Wallace**  
Assistant Coach  
Ninth Season



**Pachinno Roberts**  
Volunteer Assistant  
First Season



## MEN'S SOCCER RADIO/TV ROSTER