



SINGLE-SEASON ASSISTS

| | | |
|----|-------|----------------------|
| 67 | | Nigel Eldridge, 2003 |
| 50 | | Zac Woodfin, 2003 |
| 49 | | Adrian Abrams, 2000 |
| 46 | | Zac Woodfin, 2002 |
| 45 | | Kris Neal, 1998 |
| 44 | | Rod Taylor, 2001 |
| 43 | | Zac Woodfin, 2004 |
| 42 | | Brian Smith, 1997 |
| 42 | | Alan Willis, 1996 |
| 40 | | Alan Willis, 1995 |
| 39 | | Shamar Abrams, 2002 |
| 39 | | Brian Smith, 1998 |

SINGLE-GAME ASSISTS

| | | |
|----|-------|---|
| 14 | | Shannon Monroe at Cincinnati, 1997 |
| 11 | | Zac Woodfin vs. Houston, 2004 |
| 10 | | Nigel Eldridge at TCU, 2003 |
| 10 | | Scott King at Virginia Tech, 1999 |
| 10 | | Perry Collier at Middle Tennessee State, 1995 |
| 10 | | Alan Willis at Western Kentucky, 1995 |
| 10 | | Josh Evans at Tennessee Wesleyan, 1992 |
| 10 | | Josh Evans at Ferrum, 1992 |
| 10 | | Alan Spooner at Ferrum, 1992 |
| 9 | | Izell Reese at Western Kentucky, 1995 |
| 9 | | Drew Lofstad at Western Kentucky, 1993 |
| 9 | | Drew Lofstad vs. Miles, 1993 |
| 9 | | Alan Spooner at Western Kentucky, 1993 |



Bryan Thomas

Most Sacks

CAREER SACKS

| | | |
|----|-------|----------------------------|
| 36 | | Bryan Thomas, 1998-01 |
| 29 | | Rodney Foster, 1991-94 |
| 23 | | Larry McSwain, 2004-06 |
| 20 | | Josh Evans, 1991-94 |
| 20 | | Robert Leslie, 1993-95 |
| 16 | | Eddie Freeman, 1998-01 |
| 14 | | Jermaine McElveen, 2003-06 |
| 13 | | Zac Woodfin, 2001-04 |
| 11 | | Sterrick Morgan, 1995-98 |

SINGLE-SEASON SACKS

| | | |
|----|-------|-------------------------|
| 14 | | Bryan Thomas, 2001 |
| 13 | | Larry McSwain, 2004 |
| 13 | | Robert Leslie, 1995 |
| 12 | | Rodney Foster, 1993 |
| 10 | | Bryan Thomas, 2000 |
| 9 | | Josh Evans, 1993 |
| 8 | | Rodney Foster, 1991 |
| 6 | | Larry McSwain, 2006 |
| 6 | | Jermaine McElveen, 2003 |
| 6 | | Eddie Freeman, 2000 |
| 6 | | Bryan Thomas, 1998 |
| 5 | | Zac Woodfin, 2004 |
| 5 | | Zac Woodfin, 2002 |
| 5 | | Yudonn Biassou, 1999 |
| 5 | | Bryan Thomas, 1999 |
| 5 | | Marlon Bush, 1998 |
| 5 | | Sterrick Morgan, 1996 |
| 5 | | Josh Evans, 1994 |
| 5 | | Robert Leslie, 1994 |
| 5 | | Rodney Foster, 1994 |

SINGLE-GAME SACKS

| | | |
|---|-------|---|
| 4 | | Josh Evans at Butler, 1993 |
| 4 | | Rodney Foster at Washington & Lee, 1991 |
| 3 | | on several occasions |

Most Tackles For Loss

CAREER TACKLES FOR LOSS

| | | |
|----|-------|----------------------------|
| 56 | | Bryan Thomas, 1998-01 |
| 45 | | Josh Evans, 1991-94 |
| 45 | | Rodney Foster, 1991-94 |
| 37 | | Zac Woodfin, 2001-04 |
| 36 | | Curtis Jeter, 1995-98 |
| 33 | | Larry McSwain, 2004-06 |
| 28 | | Robert Leslie, 1993-95 |
| 27 | | Brian Smith, 1996-98 |
| 26 | | Eddie Freeman, 1998-01 |
| 26 | | Sterrick Morgan, 1995-98 |
| 25 | | Jermaine McElveen, 2003-06 |
| 24 | | Wayne White, 1991-94 |
| 20 | | Rusty Coulter, 1992-94 |
| 20 | | Rodney Jones, 1998-01 |
| 20 | | Rod Taylor, 2000-01 |
| 20 | | Marlon Bush, 1998-01 |

SINGLE-SEASON TACKLES FOR LOSS

| | | |
|----|-------|---------------------|
| 21 | | Bryan Thomas, 2001 |
| 18 | | Zac Woodfin, 2002 |
| 16 | | Robert Leslie, 1995 |
| 16 | | Bryan Thomas, 2000 |
| 16 | | Josh Evans, 1993 |



| | |
|----|----------------------------|
| 16 |Rodney Foster, 1993 |
| 15 |Adrian Abrams, 2000 |
| 14 |Brian Smith, 1998 |
| 13 |Otis Leverette, 2000 |
| 13 |Curtis Jeter, 1998 |
| 13 |Josh Evans, 1994 |
| 12 |Ernest Respress, 2005 |
| 12 |Rod Taylor, 2001 |
| 12 |Kris Neal, 1999 |
| 11 |Eddie Freeman, 1998 |
| 11 |Curtis Jeter, 1997 |
| 11 |Beau Barton, 1994 |
| 11 |Rusty Coulter, 1993 |

SINGLE-GAME TACKLES FOR LOSS

| | |
|---|--|
| 4 |Ernest Respress vs. SMU, 2005 |
| 4 |Larry McSwain vs. Baylor, 2004 |
| 4 |Larry McSwain vs. Houston, 2004 |
| 4 |Ernest Respress vs. SMU, 2005 |
| 4 |Eddie Freeman vs. East Carolina, 1999 |
| 4 |Curtis Jeter vs. UT Martin, 1998 |
| 4 |Robert Leslie at North Texas, 1995 |
| 4 |Jackie Hurst vs. Wofford, 1995 |
| 4 |Josh Evans at Butler, 1993 |
| 4 |Rusty Coulter at Wofford, 1993 |
| 4 |Rodney Foster vs. Millsaps, 1992 |

Interceptions

CAREER INTERCEPTIONS

| | |
|----|-------------------------------------|
| 16 |Don Blackmon, 1991-94 |
| 14 |Rodregis Brooks, 1996-99 |
| 10 |Tommy Harrison, 1991-94 |
| 9 |Chris Brown, 1999-02 |
| 9 |Dainon Sidney, 1996-97 |
| 7 |Wes Foss, 1998-01 |
| 7 |Izell Reese, 1994-97 |
| 5 | Kevin Sanders, 2005-06 |
| 5 |Adrian Singleton, 1998-01 |
| 5 |Carlos Hendricks, 2001-05 |
| 4 | Will Dunbar, 2005-06 |
| 4 |Dwight Platt, 1998 |
| 4 |Omar Parker, 1995-98 |
| 4 |Alan Willis, 1994-97 |
| 4 |Drew Lofstad, 1992-95 |
| 4 |Jody Evans, 1992-93 |
| 4 |Roger Waldon, 1991-94 |
| 4 |Wayne White, 1991-94 |

SINGLE-SEASON INTERCEPTIONS

| | |
|---|----------------------------|
| 9 |Rodregis Brooks, 1999 |
| 7 |Don Blackmon, 1993 |
| 5 |Dainon Sidney, 1996 |
| 5 |Tommy Harrison, 1993 |
| 5 |Don Blackmon, 1991 |
| 4 |Chris Brown, 2002 |
| 4 |Dwight Platt, 1998 |
| 4 |Dainon Sidney, 1997 |
| 4 |Izell Reese, 1994 |
| 4 |Jody Evans, 1993 |
| 3 |on numerous occasions |

SINGLE-GAME INTERCEPTIONS

| | |
|---|--|
| 3 |Don Blackmon vs. Lane, 1992 |
| 2 |Brandon Register at Tennessee, 2005 |
| 2 |Adrian Singleton at LSU, 2000 |
| 2 |Kris Neal at Cincinnati, 1999 |

| | |
|---|--|
| 2 |Rodregis Brooks at Virginia Tech, 1999 |
| 2 |Dwight Platt vs. UT Martin, 1998 |
| 2 |Omar Parker vs. Louisiana-Lafayette, 1996 |
| 2 |Dainon Sidney vs. Western Kentucky, 1996 |

CAREER INTERCEPTION YARDS

| | |
|-----|---|
| 149 |Rodregis Brooks, 1996-99 (14 int.) |
| 135 |Izell Reese, 1994-97 (7 int.) |
| 119 |Dwight Platt, 1998 (4 int.) |
| 112 |Adrian Singleton, 1998-01 (5 int.) |
| 102 |Wes Foss, 1998-01 (7 int.) |
| 97 |Omar Parker, 1995-98 (4 int.) |
| 91 |Terry Dollerson, 1991-94 (3 int.) |
| 89 |Don Blackmon, 1991-94 (16 int.) |
| 88 |Dainon Sidney, 1996-97 (9 int.) |
| 70 |Nick Stewart, 1998-01 (3 int.) |

SINGLE-SEASON INTERCEPTION YARDS

| | |
|-----|--------------------------------------|
| 152 |Rodregis Brooks, 1999 (9 int.) |
| 130 |Izell Reese, 1997 (2 int.) |
| 119 |Dwight Platt, 1998 (4 int.) |
| 96 |Adrian Singleton, 1999 (2 int.) |
| 72 |Wes Foss, 2000 (3 int.) |
| 68 |Terry Dollerson, 1993 (1 int.) |
| 60 |Dainon Sidney, 1996 (5 int.) |
| 59 |Tommy Harrison, 1993 (5 int.) |
| 57 |Kris Neal, 1998 (2 int.) |
| 56 |Omar Parker, 1996 (2 int.) |
| 51 |Don Blackmon, 1992 (3 int.) |
| 48 |Michael Mills, 1994 (1 int.) |

SINGLE-GAME INTERCEPTION YARDS

| | |
|----|--|
| 96 |Adrian Singleton at Cincinnati, 1999 |
| 91 |Rodregis Brooks vs. East Carolina, 1999 |
| 85 |Dwight Platt vs. UT Martin, 1998 |
| 85 |Izell Reese at Arkansas State, 1997 |
| 72 |Wes Foss at Army, 2000 |
| 68 |Terry Dollerson vs. Dayton, 1993 |
| 57 |Kris Neal vs. Louisiana-Lafayette, 1998 |

CAREER AVG. YARDS PER INTERCEPTION RETURN

| | |
|-------|--|
| 19.29 |Izell Reese, 1994-97 (7-135) |
| 14.57 |Wes Foss, 1998-01 (7-102) |
| 10.64 |Rodregis Brooks, 1996-99 (14-149) |
| 9.78 |Dainon Sidney, 1996-97 (9-88) |
| 5.90 |Tommy Harrison, 1991-93 (10-59) |

SINGLE-SEASON AVERAGE YARDS PER INTERCEPTION RETURN

| | |
|-------|------------------------------------|
| 29.67 |Dwight Platt, 1998 (4-119) |
| 24.00 |Wes Foss, 2000 (3-72) |
| 16.99 |Rodregis Brooks, 1999 (9-152) |
| 15.66 |Dio Hill, 2001 (3-47) |
| 15.00 |Will Evans, 2004 (2-30) |
| 12.67 |Drew Lofstad, 1992 (3-44) |
| 12.00 |Dainon Sidney, 1996 (5-60) |
| 9.00 |Chris Brown, 2000 (3-27) |
| 8.25 |Jody Evans, 1993 (4-33) |

CAREER INTERCEPTION RETURNS FOR TOUCHDOWNS

| | |
|---|-----------------------------|
| 2 |Dainon Sidney, 1996-97 |
| 2 |Dwight Platt, 1998 |
| 1 |Larry McSwain, 2004-05 |
| 1 |Will Evans, 2004-05 |
| 1 |Marcus Mark, 2004-05 |
| 1 |Gaylon Black, 2001-03 |
| 1 |Dio Hill, 2001-03 |



| | | |
|---|-------|---------------------------|
| 1 | | Thurman Pearson, 2000-03 |
| 1 | | Rodregis Brooks 1996-99 |
| 1 | | Adrian Singleton, 1998-01 |
| 1 | | Wes Foss, 1998-00 |
| 1 | | Izell Reese, 1996-97 |

Fumbles Recovered

CAREER FUMBLES RECOVERED

| | | |
|---|-------|--------------------------|
| 7 | | Jackie Hurst, 1991-95 |
| 5 | | Terry Dollerson, 1991-94 |
| 5 | | Wayne White, 1991-94 |
| 4 | | Josh Evans, 1991-94 |
| 4 | | Rodney Foster, 1991-94 |
| 3 | | James Malone, 1999-02 |
| 3 | | Rusty Coulter, 1992-94 |
| 3 | | Alan Spooner, 1991-93 |

SINGLE-SEASON FUMBLES RECOVERED

| | | |
|---|-------|-----------------------|
| 4 | | Wayne White, 1993 |
| 3 | | Shannan Dodson, 1992 |
| 3 | | Jackie Hurst, 1992 |
| 2 | | on numerous occasions |

SINGLE-GAME FUMBLES RECOVERED

| | | |
|---|-------|--|
| 2 | | James Lewis at Louisiana-Lafayette, 1997 |
|---|-------|--|

MISCELLANEOUS RECORDS

CONSECUTIVE STARTS — CAREER

| | | |
|----|-------|-----------------------------|
| 43 | | Kevin Thomason, PK, 1992-95 |
| 41 | | Wayne White, LB, 1991-94 |
| 38 | | Chris Brown, DB, 1999-02 |
| 38 | | Jake Arians, PK, 1996-99 |
| 37 | | Robert Porter, WB, 1991-94 |
| 36 | | Zac Woodfin, LB, 2001-04 |
| 35 | | Matt Batusic, C, 2002-05 |
| 34 | | Shamar Abrams, NG, 2001-04 |
| 33 | | Nigel Eldridge, LB, 2001-04 |
| 33 | | Brian Smith, LB, 1996-98 |
| 32 | | Derrick Ingram, WR, 1991-94 |
| 31 | | Alan Willis, FS, 1994-97 |
| 30 | | Drew Lofstad, DB, 1992-95 |

OVERALL STARTS — CAREER

| | | |
|----|-------|--------------------------------|
| 45 | | Corey White, RB, 2003-06 |
| 43 | | Dan Burks, RB, 2002-06 |
| 43 | | Jake Arians, PK, 1996-99 |
| 43 | | Kevin Thomason, PK, 1992-95 |
| 42 | | Nick Hayes, PK, 2001-04 |
| 42 | | Chris Brown, DB, 1999-02 |
| 41 | | Johnny Rea, OL, 1994-97 |
| 41 | | Wayne White, LB, 1991-94 |
| 40 | | Cedrick Buchannon, WR, 1992-95 |
| 38 | | Darrell Hackney, QB, 2002-05 |
| 38 | | Izell Reese, SS, 1994-97 |
| 37 | | Don Blackmon, DB, 1991-94 |
| 37 | | Josh Evans, DT, 1991-94 |
| 37 | | Robert Porter, WB, 1991-94 |

GAMES PLAYED — CAREER

| | | |
|----|-------|-------------------------------|
| 46 | | Carlos Hendricks, CB, 2001-05 |
| 46 | | Zac Woodfin, LB, 2001-04 |
| 45 | | Roddy White, WR, 2001-04 |
| 45 | | Shamar Abrams, NG, 2001-04 |

| | | |
|----|-------|-------------------------------|
| 45 | | Wilbert Hamilton, OL, 2000-03 |
| 45 | | Matt Batusic, C, 2002-05 |
| 43 | | Nick Hayes, PK, 2001-04 |
| 43 | | Andy Galloway, OL, 2001-04 |
| 43 | | Jake Arians, PK, 1996-99 |
| 43 | | Kevin Thomason, PK, 1992-95 |
| 42 | | Larry Coachman, OL, 2000-03 |
| 42 | | Chris Brown, DB, 1999-02 |
| 41 | | Darrell Hackney, QB, 2002-05 |
| 41 | | Johnny Rea, OL, 1994-97 |
| 41 | | Wayne White, LB, 1991-94 |

CONSECUTIVE GAMES — TOUCHDOWN RUN

| | | |
|---|-------|----------------------------------|
| 6 | | Pat Green (10/8 - 10/17/94) |
| 4 | | Kendal Gibson (10/20 - 11/17/01) |
| 4 | | Keith Roland (9/21 - 10/26/96) |
| 3 | | Dan Burks (9/17 - 10/8/05) |
| 3 | | Kendal Gibson (11/16 - 11/30/02) |
| 3 | | Benji Morrow (9/19 - 10/3/98) |
| 3 | | Keith Roland (9/9 - 9/23/95) |
| 3 | | Daniel Dixon (10/30 - 11/20/99) |
| 2 | | on several occasions |

CONSECUTIVE GAMES — TOUCHDOWN RECEPTION

| | | |
|---|-------|-------------------------------------|
| 5 | | Roddy White (9/25 - 10/23/05) |
| 4 | | Roddy White (11/13 - 12/24/05) |
| 3 | | Reggie Lindsey (11/1 - 11/19/06) |
| 3 | | Roddy White (11/8 - 11/29/03) |
| 3 | | Willie Quinnie (10/12 - 10/26/02) |
| 3 | | Derrick Ingram (10/29 - 11/17/94) |
| 3 | | Derrick Ingram (10/1 - 10/15/94) |
| 2 | | Willie Edwards (10/7 - 10/14/06) |
| 2 | | Roddy White (10/11 - 10/18/03) |
| 2 | | Roddy White (10/12 - 10/19/02) |
| 2 | | Darrius Malone (9/25 - 10/2/99) |
| 2 | | Kevin Drake (10/4 - 10/11/97) |
| 2 | | Kenny Causey (11/2 - 11/9/96) |
| 2 | | Cedrick Buchannon (10/8 - 10/15/94) |
| 2 | | Derrick Ingram (9/10 - 9/17/94) |

CONSECUTIVE GAMES — RECEPTION

| | | |
|----|-------|---|
| 35 | | Roddy White (9/7/02 - 12/24/05) |
| 35 | | Derrick Ingram (10/26/91 - 11/19/94) |
| 23 | | Cedrick Buchannon (10/23/93 - 11/14/95) |
| 18 | | Reggie Lindsey (10/15/04 - 11/26/05) |
| 13 | | Darrius Malone (11/14/98-11/20/99) |
| 12 | | Willie Edwards (9/2/06 - 11/25/06) |



Pat Green



RECORDS BY CLASS

Freshman

| | |
|------------------------|-------------------------------|
| Rushing Attempts | 196 - Pat Green, 1991 |
| Rushing Yards | 833 - Pat Green, 1991 |
| Average Per Rush | 5.41 - Chris Daniels, 1995 |
| Rushing Touchdowns | 9 - Pat Green, 1991 |
| Pass Attempts | 293 - Darrell Hackney, 2002 |
| Pass Completions | 149 - Darrell Hackney, 2002 |
| Passing Yards | 1,977 - Darrell Hackney, 2002 |
| Passing Touchdowns | 14 - Darrell Hackney, 2002 |
| Receptions | 17 - Jhun Cook, 2002 |
| Receiving Yards | 486 - Manuel Philpott, 1991 |
| Touchdown Receptions | 3 - Manuel Philpott, 1991 |
| Total Offensive Plays | 378 - Darrell Hackney, 2002 |
| Total Offensive Yards | 1,963 - Darrell Hackney, 2002 |
| Touchdowns Responsible | 16 - Darrell Hackney, 2002 |
| Points Scored | 84 - Pat Green, 1991 |



Roddy White

Sophomore


| | |
|----------------------------|--|
| Rushing Attempts | 164 - Dan Burks, 2004 |
| Rushing Yards | 880 - Dan Burks, 2004 |
| Average Per Carry | 10.65 - Thomas Banks, 1995 |
| Rushing Touchdowns | 8 - Corey White, 2004 8 - Pat Green, 1992 |
| Pass Attempts | 209 - John Whitcomb, 1992 209 - Darrell Hackney, 2003 |
| Pass Completions | 112 - John Whitcomb, 1992 |
| Passing Yards | 1,659 - Darrell Hackney, 2003 |
| Passing Touchdowns | 10 - John Whitcomb, 1992 |
| Receptions | 39 - Roddy White, 2002 |
| Receiving Yards | 580 - Roddy White, 2002 |
| Touchdown Receptions | 5 - Derrick Ingram, 1992 |
| Total Offensive Plays | 247 - Darrell Hackney, 2003 |
| Total Offensive Yards | 1,704 - Darrell Hackney, 2003 |
| Touchdowns Responsible For | 10 - John Whitcomb, 1992 10 - Darrell Hackney, 2003 |
| Points Scored | 86 - Kevin Thomason, 1993 |

Junior

| | |
|------------------------------|-------------------------------|
| Rushing Attempts | 198 - Pat Green, 1993 |
| Rushing Yards | 1,154 - Carl Sanders, 1996 |
| Average Per Carry | 6.87 - Carl Sanders, 1996 |
| Rushing Touchdowns | 10 - Pat Green, 1993 |
| Pass Attempts | 389 - John Whitcomb, 1993 |
| Pass Completions | 238 - John Whitcomb, 1993 |
| Passing Yards | 3,070 - Darrell Hackney, 2004 |
| Passing Touchdowns | 26 - Darrell Hackney, 2004 |
| Receptions | 76 - Derrick Ingram, 1993 |
| Receiving Yards | 1,115 - Derrick Ingram, 1993 |
| Touchdown Receptions | 8 - Derrick Ingram, 1993 |
| Total Offensive Plays | 439 - Darrell Hackney, 2004 |
| Total Offensive Yards Gained | 3,026 - Darrell Hackney, 2004 |
| Touchdowns Responsible For | 28 - Darrell Hackney, 2004 |
| Points Scored | 80 - Rhett Gallego, 2000 |

Senior

| | |
|------------------------------|--|
| Rushing Attempts | 218 - Jegil Dugger, 2001 |
| Rushing Yards | 839 - Jegil Dugger, 2001 and Terry Collier, 1995 |
| Average Per Carry | 5.87 - Terry Collier, 1995 |
| Rushing Touchdowns | 8 - Pat Green, 1994 |
| Pass Attempts | 386 - Darrell Hackney, 2005 |
| Pass Completions | 242 - Darrell Hackney, 2005 |
| Passing Yards | 3,180 - Darrell Hackney, 2005 |
| Passing Touchdowns | 22 - Darrell Hackney, 2005 John Whitcomb, 1994 |
| Receptions | 83 - Derrick Ingram, 1994 |
| Receiving Yards | 1,457 - Derrick Ingram, 1994 |
| Touchdown Receptions | 14 - Roddy White, 2004 |
| Total Offensive Plays | 437 - Darrell Hackney, 2005 |
| Total Offensive Yards Gained | 3,285 - Darrell Hackney, 2005 |
| Touchdowns Responsible For | 23 - Darrell Hackney, 2005 |
| Points Scored | 84, Roddy White, 2004 84 - Derrick Ingram, 1994 |



The UAB defense held Louisiana-Lafayette to 91 yards of total offense in the Sept. 30, 2000 game at Legion Field.



OPPONENT RECORDS

NOTE: The following are individual records by opponents during the 15 years of NCAA-sanctioned intercollegiate football competition for UAB:

RUSHING

Attempts 45 - Arnold Mickens, Butler, 1994
 Yards 275 - Andre Hall, South Florida, 2004
 Avg Per Rush 10.6 - Derek Joseph, Tulane, 1999 (5-53)
 Touchdowns 3 on six occasions.
 (Last, Demetrius Summers, South Carolina, 2003)
 Long Run 85 - Jovon Jackson, Tulane, 2003

PASSING

Attempts 58 - Kelly Robertson, Houston, 2001
 Completions 33 - Jordan Palmer, UTEP, 2005
 Yards Gained 466 - Tim Rattay, Louisiana Tech, 1999
 Touchdowns 6 - Lester Ricard, Tulane, 2004
 Long 82 - Martin Hankins to Ryan Scott, Memphis, 2006

RECEIVING

Receptions 13 - Orlando Iglesias, Houston, 2001
 13, Maurice Avery, Memphis, 2003
 Yards Gained 246 - Taylor Jacobs, Florida, 2002
 Avg Per Reception 30.8 - Taylor Jacobs, 2002
 Touchdowns 3 by several players
 (Last: Johnnie Lee Higgins, UTEP, 2006)

PUNTING

Punts 12 on two occasions.
 Last Scot Simons, Arkansas State, 1997
 Yards 600 - Chris Williams, Charleston Southern, 1996
 Average 51.5 - Aaron Horne, UCF, 2006

SCORING

Points 18 on eight occasions
 (Last: Johnnie Lee Higgins, UTEP, 2006)
 Touchdowns 3 on 10 occasions.
 (Last: Johnnie Lee Higgins, UTEP, 2006)
 PAT Made 8 - Brian McCord, Kansas, 1994
 8 - Nick Beucher, Tulane, 2004
 8 - Justin Ayat, Hawaii, 2004
 FG Made 5 - Ryan White, Memphis, 1999
 5 - Jaret Holmes, Auburn, 1996
 Long FG 55 - Brandon Coutu, Georgia, 2006

KICKOFF RETURNS

Returns 8 - Omari Thompson, Army, 2001
 Yards 193 - Omari Thompson, Army, 2001
 Average 34.0 - Dawayne Woods, Southern Miss, 2000
 Touchdowns 1 on three occasions
 (Last: Britton Komine, Hawaii, 2004)
 Long Return 93 - Ashaundai Smith, Kansas, 1994

PUNT RETURNS

Returns 8 - Tripp Higgins, Memphis, 1999
 Yards 99 - Dorian Brew, Kansas, 1994
 Avg Per Return 44.0 - Aris Comeaux, Army, 2002
 Touchdowns 1 on seven occasions
 (Last: Leodis Mckelvin, Troy, 2005)
 Long Return 88 - Aris Comeaux, Army, 2002



TEAM RECORDS

TOTAL OFFENSE:

| | |
|---------------------------|----------------------------------|
| Most Plays | .90 vs. Hawaii, 2004 |
| Fewest Plays | .47 vs. Wofford, 1995 |
| Most Yards Gained | .695 vs. Prairie View A&M, 1994 |
| Fewest Yards Gained | .63 at Virginia Tech, 1999 |
| Highest Avg Gain Per Play | .9.39 vs. Prairie View A&M, 1995 |
| Lowest Avg Gain Per Play | .0.6 vs. Millsaps, 1991 |

RUSHING:

| | |
|---------------------------|------------------------------------|
| Most Rushes | .73 vs. Charleston Southern, 1996 |
| Fewest Rushes | .16 vs. Prairie View A&M, 1994 |
| Most Yards Gained | .504 vs. Charleston Southern, 1996 |
| Fewest Yards Gained | .0 vs. Alabama State, 1994 |
| Most TDs Scored Rushing | .6 vs. Charleston Southern, 1996 |
| Highest Avg Gain Per Rush | .7.4 vs. Louisiana-Monroe, 1996 |
| Lowest Avg Gain Per Rush | .0.0 vs. Alabama State, 1994 |

PASSING:

| | |
|------------------------------------|---|
| Most Passes Attempted | .58 vs. Prairie View A&M, 1994 |
| Fewest Passes Attempted | .13 at Louisiana-Lafayette, 1997 |
| Most Passes Completed | .38 vs. Prairie View A&M, 1994 |
| Fewest Passes Completed | .3 at Louisiana-Lafayette, 1997 |
| Most Passes Had Intercepted | .4 vs. Samford, 1992 |
| Most Attempts Without Interception | .37 vs. Lindenwood, 1992 |
| Highest Pct. of Completions | .78.6 vs. Louisiana-Monroe, 1999 (11-14) |
| Most Yards Gained | .611 vs. Prairie View A&M, 1994 |
| Fewest Yards Gained | .45 at Virginia Tech, 1999 45 at Louisiana-Lafayette, 1997 |
| Most TD Passes | .6 on two occasions (Last vs. Prairie View A&M, 1994) |

PUNTING:

| | |
|----------------------|--|
| Most Punts | .12 vs. Millsaps, 1991 |
| Fewest Punts | .1 on three occasions (Last vs. Louisiana-Monroe, 1999) |
| Most Yards Punted | .467 at Memphis, 2001 |
| Fewest Yards Punted | .29 vs. Charleston Southern, 1995 |
| Highest Avg Per Punt | .48.3 vs. Tulane, 2001 |

PUNT RETURNS:

| | |
|--------------------------|---|
| Most Punts Returned | .9 vs. Louisiana-Lafayette, 2000 |
| Fewest Punts Returned | .0 on seven occasions (Last vs. South Florida, 2004) |
| Most Punt Return Yards | .118 vs. Lindenwood, 1992 |
| Fewest Punt Return Yards | .-1 vs. Houston, 2004 |

KICKOFF RETURNS:

| | |
|--------------------------------|---|
| Most Kickoffs Returned | .9 at Tulane, 2004 |
| Fewest Kickoffs Returned | .0 on three occasions (Last vs. Charleston Southern, 1995) |
| Most Yards Kickoffs Returned | .188 at Tulane, 2004 |
| Fewest Yards Kickoffs Returned | .0 on five occasions (Last at Southern Miss, 2004) |

SCORING:

| | |
|------------------------|----------------------------------|
| Most Points Scored | .61 vs. Knoxville College, 1995 |
| Most Touchdowns Scored | .9 vs. Knoxville College, 1995 |
| Most PATs by Kicking | .8 vs. Baylor, 2004 |
| Most PATs | .8 vs. Baylor, 2004 |
| Most Field Goals | .4 vs. Louisiana-Lafayette, 2000 |


MISCELLANEOUS:

| | |
|--------------------|-------------------------------|
| Most First Downs | .33 vs. Prairie View A&M 1994 |
| Fewest First Downs | .5 vs. Millsaps 1991 |

| | |
|------------------------|--|
| Most Yards Penalized | .159 vs. Charleston Southern 1991 |
| Fewest Yards Penalized | .10 vs. Troy State 1995 |
| Most Fumbles Lost | .6 vs. Charleston Southern 1995 |
| Most Turnovers | .7 vs. Charleston Southern 1995 (6 fum, 1 int) |

DEFENSE:

| | |
|-----------------------------------|--|
| Fewest Yards Allowed | .72 by Charleston Southern, 1995 |
| Most Yards Allowed | .643 by Florida, 2002 |
| Fewest Rushing Yards Allowed | .37 by Washington & Lee, 1991 |
| Most Rushing Yards Allowed | .431 by Jacksonville State, 1994 |
| Fewest Passing Yards Allowed | .0 by Tennessee Wesleyan, 1992 |
| Most Passing Yards Allowed | .466 by Louisiana Tech, 1999 |
| Fewest First Downs Allowed | .5 by Lane, 1992 |
| Most First Downs Allowed | .30 by Western Kentucky, 1993 |
| Most Opponent' Fumbles Recovered | .4 on two occasions (Last vs. Morehead State, 1993) |
| Most Opponents' Turnovers | .8 by Morehead State, 1994 |
| Most Passes Intercepted | .5 vs. Morehead State, 1994 |
| Most Yards Interceptions Returned | .110 vs. UT Martin, 1998 |
| Most Interceptions for Touchdowns | .1 on 14 occasions (Last vs. Troy, Larry McSwain, 2005) |
| Fewest Plays Allowed | .43 by Western Kentucky, 1996 |
| Most Plays Allowed | .90 on two occasions. (Last by Cincinnati, 1997) |



Bryan Thomas



OFFENSE

MOST YARDS GAINED RUSHING:

| | |
|-----|------------------------------------|
| 504 |vs. Charleston Southern, 1996 |
| 405 |vs. Louisiana-Lafayette, 1997 |
| 381 |vs. Western Kentucky, 1996 |
| 351 |vs. Charleston Southern, 1995 |
| 348 |vs. Knoxville College, 1995 |
| 344 |vs. UT Martin, 1998 |
| 343 |vs. Baylor, 2004 |
| 317 |vs. Louisiana-Monroe, 1999 |
| 317 |vs. Arkansas State, 1996 |
| 307 |vs. Tulane, 2001 |
| 301 |vs. Louisiana Tech, 1996 |
| 290 |vs. Louisiana-Lafayette, 2000 |
| 279 |vs. Memphis, 2006 |

MOST YARDS GAINED PASSING:

| | |
|-----|---|
| 611 |vs. Prairie View A&M, 1994 |
| 454 |vs. East Carolina, 2002 |
| 448 |vs. Tulane, 2004 |
| 447 |vs. Prairie View A&M, 1993 |
| 417 |vs. Hawaii, 2004 |
| 407 |vs. Southern Miss, 2005 |
| 398 |vs. Memphis, 2004 |
| 381 |vs. Lindenwood, 1992 |
| 380 |vs. Butler, 1993 |
| 373 |vs. Charleston Southern, 1993 |
| 344 |vs. SMU, 2005 |
| 341 |vs. Mississippi Valley State, 1994 |
| 338 |vs. Lambuth, 1993 |

MOST YARDS TOTAL OFFENSE:

| | |
|-----|------------------------------------|
| 695 |vs. Prairie View A&M, 1994 |
| 649 |at Tulane, 2004 |
| 599 |vs. Charleston Southern, 1996 |
| 590 |at Hawaii, 2004 |
| 587 |vs. East Carolina, 2002 |
| 551 |at Memphis, 2005 |

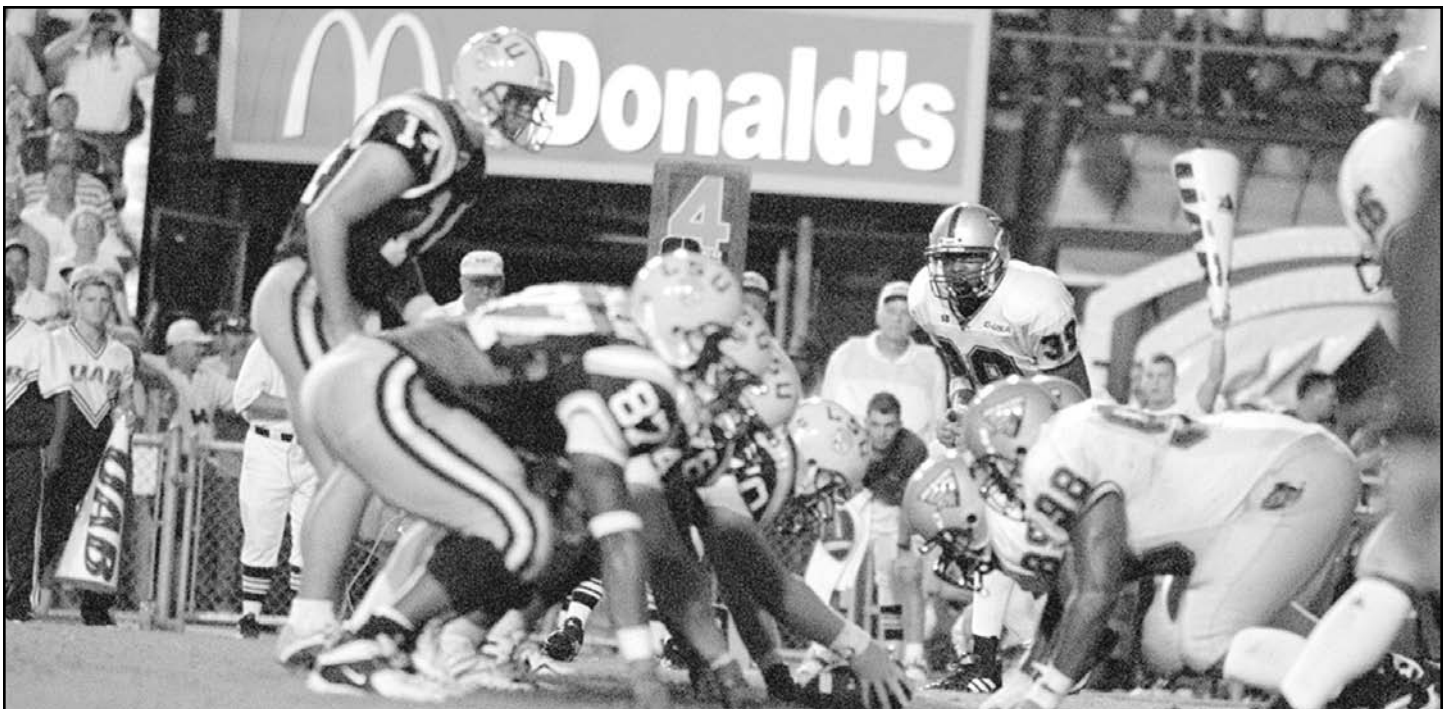
| | |
|-----|------------------------------------|
| 539 |vs. Memphis, 2004 |
| 525 |vs. Western Kentucky, 1996 |
| 516 |vs. Baylor, 2004 |
| 497 |vs. Prairie View A&M, 1993 |
| 489 |vs. Louisiana-Lafayette, 1996 |
| 484 |vs. Louisiana Tech, 1996 |
| 484 |at Rice, 2006 |

DEFENSE

| | |
|------------------------------------|---|
| Fewest Total Yards Allowed |72 by Charleston Southern, 1995 |
| Most Total Yards Allowed |643 by Florida, 2002 |
| Fewest Rushing Yards Allowed |37 by Washington & Lee, 1991 |
| Most Rushing Yards Allowed |431 by Jacksonville State, 1994 |
| Fewest Passing Yards Allowed |0 by Tennessee-Wesleyan, 1992 |
| Most Passing Yards Allowed |466 by Louisiana Tech, 1999 |
| Fewest First Downs Allowed |5 by Lane College, 1992 |
| Most First Downs Allowed |30 by Western Kentucky, 1993 |
| Most Opponents' Fumbles Recovered |4 on two occasions (Last vs. Morehead State, 1993) |
| Most Opponents' Turnovers |8 by Morehead State, 1993 |
| Most Passes Intercepted |5 vs. Morehead State, 19935 vs. South Florida, 2003 |
| Most Interception Return Yards |97 at Cincinnati, 1999 |
| Most Interceptions Returned for TD |1 on numerous occasions (Last vs. Troy, 2005) |
| Fewest Plays Allowed |43 by Western Kentucky, 1996 |
| Most Plays Allowed |90 on two occasions (Last at Cincinnati, 1997) |

MISCELLANEOUS

| | |
|------------------------|---|
| Most First Downs |33 vs. Prairie View A&M, 1994 |
| Fewest First Downs |5 at Millsaps, 1991 |
| Most Yards Penalized |159 at Charleston Southern, 1991 |
| Fewest Yards Penalized |10 at Troy State, 1995 |
| Most Fumbles Lost |6 vs. Charleston Southern, 1995 |
| Most Turnovers |7 vs. Charleston Southern, 1995 (6 fumbles, 1 int) |





OFFENSE

| YEAR | 1ST DNS | RUSHING | | AVG RUSH | AVG GAME | PASSING | | | | TOTAL OFFENSE | | | SCORING | |
|------|------------|---------|-------|-------------|-------------|---------|-----|-----|-------|---------------|-------|-------|---------|------|
| | | ATT | YDS | | | ATT | CMP | INT | YDS | PLAYS | YDS | AVG | PTS | AVG |
| 1991 | 168 | 389 | 1,400 | 3.6 | 140.0 | 276 | 139 | 14 | 1,772 | 654 | 3,172 | 352.4 | 170 | 18.8 |
| 1992 | 191 | 331 | 1,228 | 3.7 | 122.8 | 341 | 178 | 17 | 2,268 | 672 | 3,496 | 349.6 | 270 | 27.0 |
| 1993 | 218 | 323 | 1,018 | 3.2 | 92.6 | 418 | 254 | 16 | 3,215 | 741 | 4,233 | 384.8 | 356 | 32.4 |
| 1994 | 195 | 281 | 839 | 3.0 | 76.3 | 408 | 235 | 20 | 3,332 | 689 | 4,171 | 379.2 | 301 | 27.4 |
| 1995 | 200 | 491 | 2,183 | 4.5 | 198.5 | 216 | 102 | 12 | 1,515 | 707 | 3,698 | 336.2 | 273 | 24.8 |
| 1996 | 217 | 518 | 2,512 | 4.8 | 228.4 | 253 | 106 | 10 | 1,540 | 771 | 4,052 | 368.4 | 266 | 24.2 |
| 1997 | 169 | 407 | 1,509 | 3.7 | 137.2 | 275 | 131 | 13 | 1,891 | 682 | 3,400 | 309.1 | 222 | 20.2 |
| 1998 | 192 | 499 | 1,900 | 3.8 | 172.7 | 229 | 107 | 9 | 1,403 | 728 | 3,303 | 300.3 | 237 | 21.5 |
| 1999 | 172 | 454 | 1,545 | 3.4 | 140.5 | 283 | 142 | 11 | 1,523 | 737 | 3,068 | 278.9 | 248 | 22.5 |
| 2000 | 189 | 472 | 1,801 | 3.8 | 163.7 | 288 | 143 | 12 | 1,685 | 760 | 3,486 | 316.9 | 238 | 21.6 |
| 2001 | 186 | 478 | 1,766 | 3.7 | 160.5 | 265 | 128 | 11 | 1,566 | 743 | 3,332 | 302.9 | 265 | 24.1 |
| 2002 | 211 | 458 | 1,564 | 3.4 | 130.3 | 347 | 169 | 9 | 2,214 | 805 | 3,778 | 314.8 | 268 | 22.3 |
| 2003 | 245 | 213 | 1,589 | 3.6 | 132.4 | 337 | 164 | 13 | 2,599 | 780 | 4,188 | 349.0 | 245 | 20.4 |
| 2004 | 254 | 431 | 1,763 | 4.1 | 146.9 | 361 | 199 | 8 | 3,073 | 792 | 4,836 | 403.0 | 372 | 31.0 |
| 2005 | 247 | 364 | 1,568 | 4.3 | 142.5 | 389 | 245 | 12 | 3,213 | 753 | 4,781 | 434.6 | 307 | 27.9 |
| 2006 | 211 | 432 | 1,507 | 3.5 | 125.6 | 304 | 177 | 12 | 2,214 | 736 | 3,721 | 310.1 | 225 | 18.8 |

DEFENSE

| YEAR | 1ST DNS | RUSH YDS | AVG RUSH | AVG GAME | PASS YDS | AVG GAME | INT | FUM REC | TOTAL OFFENSE | | | SCORING | |
|------|------------|-------------|-------------|-------------|-------------|-------------|-----|------------|---------------|-------|-------|---------|------|
| | | | | | | | | | PLAYS | YARDS | AVG | PTS | AVG |
| 1991 | 159 | 1,196 | 3.3 | 132.8 | 1,744 | 193.8 | 17 | 22-11 | 637 | 2,940 | 326.7 | 196 | 21.8 |
| 1992 | 144 | 1,102 | 2.8 | 110.2 | 1,552 | 155.2 | 14 | 21-17 | 643 | 2,654 | 265.4 | 163 | 16.3 |
| 1993 | 196 | 1,690 | 3.5 | 153.6 | 1,677 | 152.5 | 23 | 24-15 | 782 | 3,367 | 306.1 | 213 | 19.4 |
| 1994 | 215 | 2,096 | 3.8 | 190.6 | 2,130 | 193.6 | 16 | 28-18 | 841 | 4,226 | 384.2 | 258 | 23.5 |
| 1995 | 178 | 1,778 | 3.5 | 161.6 | 1,498 | 136.2 | 11 | 24-11 | 718 | 3,276 | 297.8 | 261 | 23.7 |
| 1996 | 205 | 1,565 | 3.5 | 142.3 | 2,137 | 194.3 | 13 | 25-9 | 749 | 3,702 | 336.5 | 279 | 25.4 |
| 1997 | 220 | 1,969 | 4.1 | 179.0 | 1,912 | 173.8 | 17 | 17-8 | 812 | 3,881 | 352.8 | 238 | 21.6 |
| 1998 | 308 | 1,437 | 3.3 | 130.6 | 2,398 | 218.0 | 12 | 19-10 | 752 | 3,835 | 348.6 | 308 | 28.0 |
| 1999 | 231 | 1,559 | 3.7 | 141.7 | 2,487 | 226.1 | 19 | 15-6 | 799 | 4,046 | 367.8 | 279 | 25.4 |
| 2000 | 192 | 919 | 2.4 | 83.5 | 2,281 | 207.4 | 14 | 17-10 | 759 | 3,200 | 290.9 | 192 | 17.5 |
| 2001 | 171 | 630 | 1.9 | 57.3 | 2,295 | 208.6 | 15 | 11-7 | 719 | 2,925 | 265.9 | 206 | 18.7 |
| 2002 | 370 | 1,848 | 3.7 | 154.0 | 2,737 | 228.1 | 15 | 23-10 | 858 | 4,585 | 382.1 | 370 | 30.8 |
| 2003 | 287 | 2,136 | 4.4 | 178.0 | 2,499 | 208.2 | 14 | 18-9 | 869 | 4,635 | 386.2 | 287 | 23.9 |
| 2004 | 256 | 1,699 | 3.9 | 141.6 | 3,240 | 270.0 | 9 | 14-8 | 896 | 4,939 | 411.6 | 351 | 29.6 |
| 2005 | 233 | 1,629 | 3.9 | 148.1 | 2,467 | 224.3 | 16 | 21-6 | 764 | 4,096 | 372.4 | 264 | 24.0 |
| 2006 | 223 | 1,761 | 4.3 | 146.8 | 2,550 | 212.5 | 12 | 20-14 | 726 | 4,311 | 359.2 | 297 | 24.8 |

FOURTH QUARTER COMEBACKS

| DATE | OPPONENT | DEFICIT | GO-AHEAD SCORING PLAY | LEFT | SCORE |
|----------|------------------------|---------------|---|-------|------------|
| 9/21/91 | at Washington & Lee | Trailed 21-19 | Pat Green 10-yd run | 2:41 | UAB, 34-21 |
| 9/28/91 | at Hampden-Sydney | Trailed 35-27 | Pat Green 2-yd run* | 4:34 | TIE, 35-35 |
| 11/6/93 | at Butler | Trailed 27-14 | John Whitcomb 25-yd pass to Cedrick Buchannon | 7:37 | UAB, 31-27 |
| 10/8/94 | Wofford | Tied 27-27 | John Whitcomb 47-yd pass to Cedrick Buchannon | 0:47 | UAB, 34-27 |
| 10/14/95 | at North Texas | Trailed 14-13 | Kevin Drake 10-yd pass to Cedrick Buchannon | 13:38 | UAB, 19-14 |
| 9/21/96 | Jacksonville State | Tied 17-17 | Rodney Hudson 38-yd pass to Lamar Lee | 14:03 | UAB, 24-17 |
| 10/19/96 | Southwestern Louisiana | Trailed 29-28 | Rodney Hudson 13-yd pass to Keith Roland | 3:40 | UAB, 39-29 |
| 11/13/98 | Middle Tennessee State | Trailed 17-13 | Lucious Foster 4-yd run | 13:36 | UAB, 26-17 |
| 11/20/99 | at Tulane | Trailed 20-10 | Jake Ariens 37-yd FG | (OT) | UAB, 23-20 |
| 9/7/00 | Chattanooga | Trailed 15-7 | Jegil Dugger 5-yd run | 4:52 | UAB, 20-15 |
| 10/14/00 | Memphis | Trailed 9-3 | Jegil Dugger 24-yd run | 8:41 | UAB, 13-9 |
| 10/20/01 | Tulane | Tied 24-24 | Kendal Gibson 1-yd run | 13:57 | UAB, 34-27 |
| 10/26/02 | Army | Trailed 26-22 | Darrell Hackney 20-yd pass to Willie Quinnie | 0:08 | UAB, 29-26 |
| 11/16/02 | East Carolina | Tied 29-29 | Kendal Gibson 2-yd run | 1:00 | UAB, 36-29 |
| 8/30/03 | at Baylor | Trailed 19-17 | Darrell Hackney 50-yd pass to Nick Coon | :40 | UAB, 24-19 |
| 11/22/03 | at USF | Tied 19-19 | Nick Hayes 42-yd FG | :09 | UAB, 22-19 |
| 9/25/04 | Memphis | Tied 28-28 | Corey White 30-yd run | :13 | UAB, 35-28 |

*The two-point conversion play, a pass from RB Pat Green to QB Doug Gann, was good to tie the score, 35-35



ANNUAL ATTENDANCE AVERAGES

| <u>HOME YEAR</u> | <u>HOME GAMES</u> | <u>HOME ATTENDANCE</u> | <u>TOTAL AVERAGE</u> | <u>TOTAL GAMES</u> | <u>TOTAL ATTENDANCE</u> | <u>AVERAGE</u> |
|------------------|-------------------|------------------------|----------------------|--------------------|-------------------------|----------------|
| 1991 | 5 | 23,301 | 4,661 | 9 | 36,209 | 4,023 |
| 1992 | 5 | 29,009 | 5,802 | 10 | 41,865 | 4,186 |
| 1993 | 5 | 37,723 | 7,545 | 11 | 62,124 | 6,213 |
| 1994 | 6 | 118,407* | 19,735 | 11 | 182,776 | 16,616 |
| 1995 | 6 | 64,269 | 10,712 | 11 | 131,763 | 11,979 |
| 1996 | 7 | 102,237 | 14,606 | 11 | 288,259 | 26,205 |
| 1997 | 4 | 67,150 | 16,788 | 11 | 240,344 | 21,850 |
| 1998 | 6 | 108,991* | 18,165 | 11 | 348,184 | 31,653 |
| 1999 | 5 | 102,244* | 20,449 | 11 | 295,496 | 26,863 |
| 2000 | 6 | 111,000* | 18,500 | 11 | 308,494 | 28,045 |
| 2001 | 5 | 92,680* | 18,536 | 11 | 310,634 | 28,239 |
| 2002 | 6 | 98,682* | 16,447 | 12 | 303,887 | 25,324 |
| 2003 | 5 | 116,190* | 23,238 | 12 | 429,120 | 35,760 |
| 2004 | 5 | 104,012* | 20,802 | 12 | 354,805 | 29,567 |
| 2005 | 5 | 100,506 | 20,101 | 11 | 380,142 | 34,558 |
| 2006 | 6 | 138,835 | 23,139 | 12 | 390,918 | 32,577 |

* - attendance based on paid attendance

TOP SINGLE-GAME ATTENDANCE MARKS

| <u>Attend.</u> | <u>Date</u> | <u>Opponent (Score)</u> |
|----------------|-------------|--------------------------------------|
| 107,529 | 9/3/05 |at #3 Tennessee (L, 10-17) |
| 106,508 | 11/7/98 |at #2 Tennessee (L, 13-37) |
| 92,746 | 9/16/06 |at #9 Georgia (L, 0-34) |
| 92,058 | 10/25/03 |at #4 Georgia (L, 13-16) |
| 85,575 | 8/31/02 |at #6 Florida (L, 3-51) |
| 85,339 | 9/23/00 |at LSU (W, 13-10) |
| 84,555 | 9/2/06 |at #5 Oklahoma (L, 17-24) |
| 81,825 | 9/18/04 |at #8 Florida State (L, 7-34) |
| 80,645 | 8/31/96 |at #18 Auburn (L, 0-29) |
| 80,523 | 9/20/03 |at South Carolina (L, 10-42) |
| 79,388 | 9/8/01 |at #5 Florida State (L, 7-29) |
| 75,921 | 9/5/98 |at #3 Nebraska (L, 7-38) |
| 51,907 | 9/11/99 |at #11 Virginia Tech (L, 10-31) |
| 50,356 | 9/4/99 |at Missouri (L, 28-31) |

TOP LEGION FIELD ATTENDANCE MARKS

| <u>Attend.</u> | <u>Date</u> | <u>Opponent (Score)</u> |
|----------------|-------------|--|
| 44,669 | 9/4/03 |vs. Southern Miss (L, 12-17) |
| 36,818 | 9/30/06 |vs. Troy (W, 21-3) |
| 36,104 | 9/23/06 |vs. Mississippi State (L10-16) |
| 33,280 | 10/15/04 |vs. TCU (W, 41-25) |
| 31,897 | 10/24/98 |vs. #21 Virginia Tech (L, 0-41) |
| 31,363 | 10/21/05 |vs. Southern Miss (L, 28-37) |
| 30,543 | 9/26/98 |vs. Kansas (L, 37-39, 4 OT) |
| 28,572 | 9/25/99 |vs. Houston (W, 29-10) |
| 27,192 | 9/25/04 |vs. Memphis (W, 35-28) |
| 25,000 | 11/11/00 |vs. Southern Miss (L, 30-33/OT) |
| 25,000 | 9/22/01 |vs. Army (W, 55-3) |
| 23,775 | 9/20/97 |vs. Jacksonville State (W, 34-16) |
| 22,203 | 9/7/02 |vs. Troy State (W, 27-26) |
| 22,020 | 11/1/03 |vs. Army (W, 24-9) |





FIRST GAME: Sept. 7, 1991, at Jackson, Miss.;
Millsaps defeated UAB, 28-0

FIRST HOME GAME: Sept. 14, 1991, at Legion Field;
Evangel defeatd UAB, 28-10

FIRST WIN: Sept. 21, 1991, at Lexington, Va.;
UAB defeated Washington & Lee, 34-21

FIRST HOME WIN: Nov. 9, 1991, at Legion Field;
UAB defeated Hastings College, 9-7

FIRST ROAD WIN: Sept. 21, 1991, at Lexington, Va.;
UAB defeated Washington & Lee, 34-21

I-AA GAME: Sept. 6, 1993, at Legion Field
Troy State defeated UAB, 37-3

I-AA VICTORY: Sept. 10, 1993, at Legion Field;
UAB defeated Morehead State, 52-14

FIRST GAME VS. I-A TEAM: Sept. 24, 1991, at Lawrence,
Kan.; Kansas defeated UAB, 72-0

FIRST WIN VS. I-A TEAM: Oct. 14, 1995, at Denton, Texas;
UAB defeated North Texas, 19-14

FIRST I-A GAME: Aug. 31, 1996, at Auburn, Ala.;
Auburn defeated UAB, 29-0

FIRST I-A WIN: Sept. 14, 1996, at Legion Field;
UAB defeated Arkansas State, 42-17

FIRST I-A ROAD WIN: Sept. 27, 1997, at Lafayette, La.;
UAB defeated Southwestern Louisiana, 42-7

FIRST CONFERENCE USA GAME/WIN: Sept. 25, 1999 at Legion
Field; UAB defeated Houston, 29-10

FIRST WIN OVER RANKED TEAM: Nov. 6, 1999 at Legion Field
UAB defeated #17 East Carolina 36-17

FIRST POINTS: Sept. 14, 1991, at Legion Field;
John Woltersdorf 27-yd field goal vs. Evangel

FIRST TOUCHDOWN: Sept. 14, 1991, at Legion Field;
Pat Green 1-yd run vs. Evangel

FIRST FIELD GOAL: Sept. 14, 1991, at Legion Field;
John Woltersdorf 27-yd field goal vs. Evangel


FIRST SAFETY: Nov. 9, 1991, at Legion Field;
Curt Eddy blocked punt out of the end zone


STARTING QUARTERBACK DEBUTS

| YEAR | PLAYER | CL | FIRST START | RESULT | RUSH | PASS |
|------|-----------------|-------|------------------------------|----------|------------|-------------------------|
| 1991 | Doug Gann | Sr. | at Millsaps (9/14) | L, 0-28 | 9-(-60) | 12-24-2, 80 yds. |
| 1992 | Chris Bradford | So. | Millsaps (9/5) | W, 17-0 | 5-2 | 13-24-1, 138 yds., 1 TD |
| 1992 | John Whitcomb | So. | at Tenn. Wesleyan (9/17) | L, 12-16 | 2-(-22) | 24-53-2, 304 yds., 1 TD |
| 1995 | Kevin Drake | So. | Alabama State (9/2) | L, 3-13 | 8-12 | 6-13-1, 79 yds. |
| 1995 | Rodney Hudson | Jr. | at W. Kentucky (9/23) | L, 18-32 | 9-(-3) | 13-25-3, 140 yds. |
| 1995 | Alvin Stokes | So. | Charleston So. (11/4) | W, 40-14 | 6-(-4) | 4-8-1, 114 yds., 2 TD |
| 1997 | Lee Jolly | R-Fr. | at Kansas (8/28) | L, 0-24 | 8-22 | 11-24-2, 105 yds. |
| 1997 | Daniel Dixon | R-Fr. | at SW Louisiana (9/27) | W, 42-7 | 14-154 | 3-13-1, 45 yds., 1 TD |
| 1999 | Thomas Cox | R-Fr. | vs. #17 East Carolina (11/6) | W, 36-17 | 12-1, 2 TD | 10-20-0, 122 yds, 1 TD |
| 2000 | Jeff Aaron | R-Jr. | vs. Memphis (10/14) | W, 13-9 | 10-(-1) | 14-27, 144 yds |
| 2002 | Darrell Hackney | R-Fr. | vs. Memphis (9/28) | W, 31-17 | 15-31 | 13-22, 167 yds, 1 TD |
| 2003 | Chris Williams | R-Fr. | at Georgia (10/25) | L, 13-16 | 8-2 | 12-21-1, 97 yds |
| 2003 | Curtis Falany | R-Fr. | at USF (11/22) | W, 22-19 | 4-2 | 10-15-0, 128 yds, 2 TD |
| 2006 | Sam Hunt | Jr. | vs. East Carolina (9/9) | W, 17-12 | 4-3 | 5-7-0, 55 yds, 0 TD |
| 2006 | Joseph Webb | R-Fr. | at UCF (11/25) | L, 22-31 | 11-5 | 25-39-0, 289 yds, 0 TD |

QUARTERBACK CAREER RECORDS

| PLAYER | YEARS | W | L | T | PCT. |
|-----------------|---------|----|----|---|------|
| John Whitcomb | 1992-94 | 20 | 7 | 0 | .741 |
| Rodney Hudson | 1995-96 | 5 | 8 | 0 | .385 |
| Lee Jolly | 1997-99 | 5 | 7 | 0 | .417 |
| Doug Gann | 1991 | 4 | 3 | 2 | .444 |
| Daniel Dixon | 1997-00 | 10 | 14 | 0 | .417 |
| Alvin Stokes | 1995-97 | 3 | 0 | 0 | 1.00 |
| Chris Bradford | 1991-92 | 3 | 2 | 0 | .600 |
| Kevin Drake | 1994-97 | 2 | 4 | 0 | .333 |
| Thomas Cox | 1999-02 | 7 | 4 | 0 | .636 |
| Jeff Aaron | 2000-01 | 6 | 6 | 0 | .500 |
| Darrell Hackney | 2002-05 | 19 | 19 | 0 | .500 |
| Chris Williams | 2003-06 | 2 | 7 | 0 | .222 |
| Curtis Falany | 2003-05 | 1 | 1 | 0 | .500 |
| Sam Hunt | 2006 | 2 | 3 | 0 | .400 |
| Joseph Webb | 2006 | 0 | 1 | 0 | .000 |






Darrell Hackney

SCORING PLAYS OF 45 YARDS OR MORE

- 96 - Adrian Singleton interception return at Cincinnati (10/16/99)
- 95 - Darrell Hackney pass to Roddy White vs. Cincinnati (10/11/03)
- 95 - John Whitcomb pass to Derrick Ingram vs. Jacksonville St. (9/17/94)
- 94 - Darrell Hackney pass to Willie Quinnie vs. East Carolina (11/16/02)
- 91 - Chris Williams pass to Nick Coon vs. Army (11/1/03)
- 91 - Chris Brown fumble return vs. Troy State (9/7/02)
- 89 - Darrell Hackney pass to Reggie Lindsey vs. SMU (10/8/05)
- 87 - Dwight Platt interception return vs. UT Martin (11/20/98)
- 85 - Izell Reese interception return at Arkansas State (11/22/97)
- 84 - Cedrick Buchannon punt return at Lindenwood (11/7/92)
- 82 - Darrin Reaves kickoff return vs. Hastings (11/9/91)
- 80 - Lee Jolly pass to Percy Coleman vs. Southwestern La. (10/3/98)
- 79 - Daniel Dixon pass to Darrius Malone vs. Houston (9/25/99)
- 77 - Cedrick Buchannon punt return vs. Wofford (10/7/95)
- 74 - Chris Bradford pass to Derrick Ingram vs. Clinch Valley (11/16/91)
- 72 - Wes Foss interception return at Army (11/18/00)
- 72 - Percy Coleman run vs. Louisiana-Monroe (10/2/99)
- 71 - Chris Williams pass to Willie Edwards at Rice (10/14/06)
- 70 - Darrell Hackney pass to Reggie Lindsey vs. UCF (11/12/05)
- 69 - Darrell Hackney pass to Reggie Lindsey vs. Rice (10/1/05)
- 69 - Dan Burks run vs. Baylor (9/4/04)
- 69 - Cedrick Buchannon punt return vs. Charleston Southern (11/4/95)
- 68 - Lee Jolly pass to Kevin Drake vs. Tennessee Tech (11/15/97)
- 68 - Terry Dollerson interception return vs. Dayton (11/13/93)
- 67 - Brandon Register fumble return at Southern Miss (11/18/06)
- 67 - Reggie Lindsey punt return at Mississippi State (10/9/04)
- 67 - Jeff Aaron pass to Leron Little at Army (11/18/00)
- 67 - John Whitcomb pass to Derrick Ingram vs. Morehead State (9/11/93)
- 66 - John Whitcomb pass to Derrick Ingram at Butler (11/6/93)
- 64 - Terry Dollerson blocked field goal return vs. Lindenwood (10/12/91)
- 62 - Ernest Ross run at Southwestern Louisiana (9/27/97)
- 62 - Alvin Stokes pass to Omar Parker vs. Miles College (11/18/95)
- 61 - Curtis Falany pass to Roddy White vs. Tulane (11/8/03)
- 61 - John Whitcomb pass to Derrick Ingram vs. Wofford (10/8/94)
- 60 - John Whitcomb pass to Derrick Ingram vs. Miss. Valley St. (10/15/94)

- 59 - John Whitcomb pass to Derrick Ingram vs. Butler (11/5/94)
- 58 - Darrell Hackney pass to Jhun Cook vs. Southern Miss (10/21/05)
- 58 - Darrell Hackney pass to Roddy White vs. TCU (10/15/04)
- 58 - Carl Sanders run vs. Southwestern Louisiana (10/19/96)
- 57 - Darrell Hackney pass to Roddy White vs. Southern Miss (11/27/04)
- 57 - Darrell Hackney pass to Roddy White vs. Houston (11/13/04)
- 57 - Darrell Hackney pass to Nick Coon at Memphis (10/4/03)
- 57 - Cedric Thatch run vs. Tennessee Tech (9/19/98)
- 57 - Carl Sanders run vs. Arkansas State (9/14/96)
- 56 - Curtis Falany pass to Roddy White at USF (11/22/03)
- 56 - Darrell Hackney pass to Roddy White vs. Cincinnati (10/11/03)
- 55 - Daniel Dixon pass to Cedric Thatch vs. Houston (9/25/99)
- 54 - Chris Williams pass to Roddy White at Houston (11/29/03)
- 54 - Pat Green run vs. Charleston Southern (10/17/92)
- 53 - Darrell Hackney pass to Roddy White at TCU (10/18/03)
- 52 - Darrell Hackney pass to Roddy White at Miss. State (10/9/04)
- 52 - Thomas Cox pass to Roddy White vs. TCU (11/10/01)
- 51 - Darrell Hackney pass to Roddy White at Hawaii (12/24/04)
- 51 - Darrell Hackney pass to Willie Quinnie vs. Houston (10/12/02)
- 51 - John Whitcomb pass to Derrick Ingram at P. View A&M (11/19/94)
- 51 - John Whitcomb pass to Robert Davis vs. Charleston Southern (10/22/94)
- 51 - Tony Reed punt return vs. Millsaps (9/5/92)
- 50 - Darrell Hackney pass to Reggie Lindsey vs. SMU (10/8/05)
- 50 - Darrell Hackney pass to Nick Coon at Baylor (8/30/03)
- 49 - Chris Williams pass to Steven Brown at Rice (10/16/06)
- 49 - Daniel Dixon run at Southwestern Louisiana (9/27/97)
- 49 - Rodney Hudson pass to Darrius Malone vs. Charleston So. (11/21/96)
- 49 - Pat Green run vs. Butler (11/5/94)
- 49 - Chris Bradford pass to Jeff Mollison vs. Clinch Valley (11/16/91)
- 48 - Carl Sanders run vs. Charleston Southern (11/21/96)
- 48 - Michael Mills interception return vs. Morehead State (10/29/94)
- 47 - John Whitcomb pass to Cedrick Buchannon vs. Ala. State (9/3/94)
- 46 - Lee Jolly pass to Darrius Malone at Northeast Louisiana (10/31/98)
- 46 - Dainon Sidney interception return at SW Louisiana (9/27/97)
- 45 - Marcus Elliott run vs. Marshall (10/21/06)
- 45 - Thomas Cox run vs. Tulane (10/20/01)
- 45 - Dio Hill interception vs. TCU (11/10/01)



Brandon Register



ONE-PLAY TOUCHDOWN DRIVES

- 95 - Darrell Hackney pass to Roddy White vs. Cincinnati (10/11/03)
- 95 - John Whitcomb pass to Derrick Ingram vs. Jacksonville St. (9/17/94)
- 94 - Darrell Hackney pass to Willie Quinnie vs. East Carolina (11/16/02)
- 89 - Darrell Hackney pass to Reggie Lindsey vs. SMU (10/8/05)
- 80 - Lee Jolly pass to Percy Coleman vs. Southwestern Louisiana (10/3/98)
- 74 - Chris Bradford pass to Derrick Ingram vs. Clinch Valley (11/16/91)
- 72 - Percy Coleman run vs. Louisiana-Monroe (10/2/99)
- 71 - Chris Williams pass to Willie Edwards at Rice (10/14/06)
- 68 - Lee Jolly pass to Kevin Drake vs. Tennessee Tech (11/15/97)
- 67 - John Whitcomb pass to Derrick Ingram vs. Morehead St. (9/11/93)
- 64 - Chris Bradford pass to Chip Harris vs. Gallaudet (9/12/92)
- 62 - Alvin Stokes pass to Omar Parker vs. Miles College (11/18/95)
- 59 - John Whitcomb pass to Derrick Ingram vs. Butler (11/5/94)
- 58 - Carl Sanders run vs. Southwestern Louisiana (10/19/96)
- 57 - Cedric Thatch run vs. Tennessee Tech (9/19/98)
- 56 - Curtis Falany pass to Roddy White vs. USF (11/22/03)
- 54 - Pat Green run vs. Charleston Southern (10/17/92)
- 53 - Darrell Hackney pass to Roddy White vs. TCU (10/18/03)
- 51 - Darrell Hackney pass to Willie Quinnie vs. Houston (10/12/02)
- 50 - Darrell Hackney pass to Reggie Lindsey vs. SMU (10/8/05)
- 49 - Pat Green run vs. Butler (11/5/94)
- 46 - Lee Jolly pass to Darrius Malone at Northeast Louisiana (10/31/98)
- 45 - Marcus Elliott run vs. Marshall (10/21/06)
- 39 - Lee Jolly pass to Darrius Malone at Arkansas State (11/22/97)
- 29 - Daniel Dixon pass to Percy Coleman at Virginia Tech (9/11/99)
- 21 - John Whitcomb pass to Cedrick Buchannon vs. M.V. State (10/15/94)
- 20 - John Whitcomb pass to Pat Green vs. Charleston So. (10/22/94)
- 18 - Rodney Hudson pass to Kenny Causey vs. Vanderbilt (11/2/96)
- 17 - Pat Green run at Charleston Southern (10/19/91)
- 15 - Pat Green run vs. Lambuth (10/9/93)
- 13 - Cedric Thatch run vs. UT Martin (11/20/98)
- 10 - Jeff Aaron run vs. Army (9/22/01)
- 9 - Chris Williams pass to Chip Harris vs. Morehead State (9/11/93)
- 8 - John Whitcomb pass to Cedrick Buchannon at Miles (10/2/93)
- 5 - Thomas Cox run vs. East Carolina (11/6/99)
- 3 - Thomas Cox run vs. East Carolina (11/6/99)
- 1 - Kendal Gibson run vs. Houston (10/12/02)
- 1 - Corey White run vs. Cincinnati (10/11/03)

NON-SCORING RUSHING PLAYS (45 YARDS OR MORE)

- 69 - Percy Coleman at Missouri, 1999
- 62 - Marcus Elliott vs. Memphis, 2006
- 61 - Corey White at Memphis, 2005
- 58 - Pat Green at Hampden-Sydney, 1991
- 55 - Pat Green at Western Kentucky, 1993
- 52 - Terry Collier vs. Wofford, 1995
- 51 - Dan Burks at Rice, 2006
- 50 - Terry Collier at Western Kentucky, 1995
- 50 - Pat Green vs. Mississippi Valley State, 1994
- 49 - Marcus Elliott vs. Baylor, 2004
- 49 - Percy Coleman at Army, 2000
- 49 - Thomas Banks vs. Charleston Southern, 1995
- 45 - Keith Roland vs. Knoxville College, 1995

NON-SCORING PASSING PLAYS (50 YARDS OR MORE)

- 84 - John Whitcomb to Derrick Ingram at Morehead State, 1994
- 79 - Daniel Dixon to Darrius Malone vs. Houston, 1999
- 77 - Doug Gann to Derrick Ingram vs. Hastings, 1991
- 71 - Darrell Hackney to Dan Burks vs. TCU, 2004
- 67 - Darrell Hackney to Roddy White at Tulane, 2004
- 67 - Rodney Hudson to Robert Davis vs. Louisiana-Lafayette, 1996
- 66 - Darrell Hackney to Lance Rhodes vs. Southern Miss, 2005
- 63 - Darrell Hackney to Lance Rhodes at TCU, 2003
- 58 - Jon Holladay to Robert Porter vs. Lane College, 1992
- 57 - Rodney Hudson to Kenny Causey at Louisiana Tech, 1996
- 56 - Kevin Drake to Lamar Lee at Troy State, 1995
- 55 - Darrell Hackney to Brady Chavez at Florida State, 2004
- 54 - Darrell Hackney to Jhun Cook vs. Jacksonville State, 2005
- 54 - Darrell Hackney to Roddy White vs. East Carolina, 2002
- 51 - Darrell Hackney to Chico Cleveland at Marshall, 2005
- 51 - Rodney Hudson to Kenny Causey vs. Jacksonville State, 1996
- 50 - John Whitcomb to Derrick Ingram vs. Charleston Southern, 1993



The Last Time

A UAB Team...

Had 30 first downs...at Memphis, Nov. 1, 2005 (32)
Had 300 yards rushing...vs. Baylor, Sept. 4, 2004 (343)
Had five or more rushing TDs...vs. Louisiana-Monroe, Oct. 2, 1999 (5)
Had 400 yards passing...vs. Southern Miss, Oct. 21, 2005 (407)
Had three or more TDs passing...at UTEP, Nov. 19, 2005 (4)
Had 500 or more yds total offense...at Memphis, Nov. 1, 2005 (551)
Scored 50 or more points.....at Tulane, Oct. 23, 2004 (55)
Allowed 50 or more points.....at Hawaii, Dec. 24, 2004 (59)
Returned a punt for a TD...vs. Mississippi State, Oct. 9, 2004 (Reggie Lindsey) (67 yds.)
Returned a kickoff for a TD...at Morehead State, Oct. 29, 1994 (Derrick Ingram, 42 yds.)
Returned an interception for a TD.....at Troy, Sept. 10, 2005 (Larry McSwain, 23 yds.)
Returned a fumble for a TD...vs. Baylor, Sept. 4, 2004 (Kyle Bissinger, 3 yds.)
Recovered a fumble for a TD...at UCF, Nov. 25, 2006 (Chris Felder, 44 yds.)
Blocked a field goal....at Cincinnati, Oct. 2, 2004 (Shamar Abrams)
Returned a blocked field goal for a TD...vs. Lindenwood, Oct. 12, 1991 (Terry Dollerson) (64 yds.)
Blocked a punt for a TD...vs. Army, Nov. 1, 2003 (Jhun Cook block, Dominique Cosper TD)
Blocked a punt for a safety...vs. Hastings, Nov. 9, 1991 (Curt Eddy)
Blocked a punt.....at Troy, Sept. 10, 2005 (Kyle Bissinger)
Had a punt blocked...at Georgia, Sept. 16, 2006
Had an extra point blocked....at Tulane, Oct. 23, 2004
Had a field goal blocked...vs. Rice, Oct. 1, 2005
Was held scoreless...vs. Louisiana-Lafayette, Sept. 21, 2002
Held an opponent scoreless...vs. Louisiana-Monroe, Oct. 2, 1999 (47-0)
Intercepted four or more passes...at Troy, Sept. 10, 2005 (4)
Held an opponent to 10 or less first downs...vs. Cincinnati, Oct. 13, 2001 (10)
Held an opponent to less than 50 yards rushing (net)...at Houston, Nov. 17, 2001
Held an opponent to 300 or less yards total offense...at Houston, Nov. 17, 2001 (270)
Held an opponent to 100 or less yards total offense...vs. Louisiana-Lafayette, Sept. 30, 2000
Scored a two-point conversion...vs. Army, Oct. 26, 2002 (Darrell Hackney to Sam Dudley pass)
Scored a safety...vs. Houston, Sept. 25, 1999 (QB sack in end zone)
Played an overtime game...vs. Mississippi State, Sept. 23, 2006 (L, 10-16)

A UAB Player...

Rushed for 200 yards in a game...Corey White at Memphis, Nov. 1, 2005 (200 yds.)
Rushed for 150 yards in a game...Thomas Cox vs. Tulane, Oct. 20, 2001 (177 yds.)
Rushed for 100 yards in a game...Marculus Elliott vs. Marshall, Oct. 21, 2006 (129 yds.)
Rushed for three or more TDs in a game...Corey White vs. Memphis, Oct. 7, 2006 (3)
Had two backs rush for 100 or more yards in a game...Corey White (129 yds.) and Marculus Elliott (108 yds.) vs. Memphis, Oct. 7, 2006
Passed for 300 yards in a game...Darrell Hackney at Memphis, Nov. 1, 2005 (334 yds.)
Attempted 40 or more passes in a game...Darrell Hackney

at East Carolina, Nov. 26, 2005 (43)
Completed 25 or more passes in a game...Darrell Hackney at Memphis, Nov. 1, 2005 (25)
Threw at least four TDs in a game...Chris Williams at Rice, Oct. 14 2006 (4)
Threw at least three TDs (less than four) in a game...Darrell Hackney vs. Southern Miss, Oct. 21, 2005 (3)
Had 400 or more yards of total offense in a game...Darrell Hackney vs. Southern Miss, Oct. 21, 2005 (440 yds.)
Caught 10 or more passes in a game...Rashaud Slaughter at SMU, Oct. 31, 2006 (10)
Had 100 or more yards receiving in a game...Willie Edwards at UCF, Nov. 25, 2006 (100 yds.)
Had 150 or more yards receiving in a game...Reggie Lindsey vs. SMU, Oct. 8, 2005 (184 yds.)
Had 200 or more yards receiving in a game...Roddy White at Tulane, Oct. 23, 2004 (253 yds.)
Caught four TD passes in a game...Derrick Ingram at Prairie View A&M, Nov. 19, 1994 (4)
Caught three TD passes in a game...Reggie Lindsey at UTEP, Nov. 19, 2005 (3)
Intercepted three passes in a game...Don Blackmon vs. Lane, Sept. 19, 1882 (3)
Kicked four field goals in a game...Rhett Gallego vs. Louisiana-Lafayette, Sept. 30, 2000 (4)
Kicked three field goals in a game...Swayze Waters at UCF, Nov. 25, 2006 (3)
Scored four or more TDs...Norris Drinkard at Tulane, Oct. 23, 2004 (3 rush, 1 rec)
Scored three or more TDs...Corey White vs. Memphis, Oct. 7, 2006 (3)
Completed a 90+ yard pass...Chris Williams to Nick Coon vs. Army, Nov. 1, 2003 (91 for TD)
Kicked a field goal of 50 or more yards...Nick Hayes vs. Army, Nov. 1, 2003 (50 yds.)
Had a 60+-yard punt....Parker Mullins at UTEP, Nov. 19, 2005 (60)
Had 15 or more tackles in a game...Zac Woodfin vs. Houston, Nov. 13, 2004 (15)
Had a punt blocked...Parker Mullins at Georgia, Sept. 16, 2006
Scored on an interception return...Larry McSwain at Troy, Sept. 10, 2005 (23 yds.)
Scored on a fumble return...Chris Felder at UCF, Nov. 25, 2006 (44 yds.)

