



# 2024 TEXAS STATE BASEBALL GAME NOTES

Baseball Contact  
Phillip Pongratz  
pdp30@txstate.edu  
931-446-4001

9 Conference Titles | 13 All-Americans | 5 Conference Coach of the Year Awards | 77 MLB Draft Selections

## SCHEDULE

Feb. 14	Binghamton	ESPN+	6 p.m.
Feb. 15	Binghamton	ESPN+	2:30 p.m.
Feb. 16	Binghamton	ESPN+	1 p.m.
Feb. 18	vs. Oklahoma State#	---	6:30 p.m.
Feb. 21	Illinois	ESPN+	6 p.m.
Feb. 22	Illinois	---	2:30 p.m.
Feb. 23	Illinois	---	1 p.m.
Feb. 25	at Texas A&M	SECN+	6 p.m.
Feb. 28	Grand Canyon	---	6 p.m.
Mar. 1	Grand Canyon	ESPN+	2:30 p.m.
Mar. 2	Grand Canyon	ESPN+	1 p.m.
Mar. 4	at Incarnate Word	ESPN+	2 p.m.
Mar. 7	at Campbell	FloBaseball	5 p.m.
Mar. 8	at Campbell	---	2 p.m.
Mar. 9	at Campbell	---	12 p.m.
Mar. 11	TCU	ESPN+	6 p.m.
Mar. 14	at App State*	---	5 p.m.
Mar. 15	at App State*	---	2 p.m.
Mar. 16	at App State*	---	12 p.m.
Mar. 18	Baylor	ESPN+	6 p.m.
Mar. 21	Arkansas State*	ESPN+	6 p.m.
Mar. 22	Arkansas State*	ESPN+	2:30 p.m.
Mar. 23	Arkansas State*	ESPN+	1 p.m.
Mar. 25	at UTSA	---	6 p.m.
Mar. 26	Incarnate Word	---	6 p.m.
Mar. 28	Coastal Carolina*	ESPN+	6 p.m.
Mar. 29	Coastal Carolina*	ESPN+	2:30 p.m.
Mar. 30	Coastal Carolina*	ESPN+	1 p.m.
Apr. 1	at Texas	SECN+	6:30 p.m.
Apr. 4	at Louisiana*	ESPN+	6 p.m.
Apr. 5	at Louisiana*	ESPN+	2 p.m.
Apr. 6	at Louisiana*	ESPN+	1 p.m.
Apr. 8	at Baylor	ESPN+	6 p.m.
Apr. 11	Southern Miss*	ESPN+	6 p.m.
Apr. 12	Southern Miss*	ESPN+	2:30 p.m.
Apr. 13	Southern Miss*	ESPN+	1 p.m.
Apr. 15	Houston Christian	ESPN+	6 p.m.
Apr. 17	at South Alabama*	---	6:30 p.m.
Apr. 18	at South Alabama*	---	6:30 p.m.
Apr. 19	at South Alabama*	---	1 p.m.
Apr. 22	Texas	ESPN+	6 p.m.
Apr. 23	Tarleton State	ESPN+	6 p.m.
Apr. 25	at Troy*	ESPN+	6 p.m.
Apr. 26	at Troy*	ESPN+	3:30 p.m.
Apr. 27	at Troy*	ESPN+	1 p.m.
Apr. 29	UTSA	ESPN+	6 p.m.
May 2	ULM*	ESPN+	6 p.m.
May 3	ULM*	ESPN+	2:30 p.m.
May 4	ULM*	ESPN+	1 p.m.
May 9	at Georgia Southern*	---	5:30 p.m.
May 10	at Georgia Southern*	---	1 p.m.
May 11	at Georgia Southern*	---	12 p.m.
May 13	at UTRGV	ESPN+	6:30 p.m.
May 15	James Madison*	ESPN+	6 p.m.
May 16	James Madison*	ESPN+	6 p.m.
May 17	James Madison*	ESPN+	1 p.m.
May 20-25	Sun Belt Championship^	ESPN+	TBD

\* - Sun Belt Conference game  
^ - Sun Belt Conference Tournament (Montgomery, Ala.)  
# - Played at Globe Life Field (Arlington, Texas)  
**BOLD denotes home game** | *Italic denotes neutral site game*  
All times listed are Central

## Binghamton • Feb. 14-16 • San Marcos, Texas • Bobcat Ballpark

### GAME INFORMATION

Video .....ESPN+  
Talent .....Bill Culhane & Will Hollis  
Radio .....N/A  
Stats .....TXST.com/Stats



### NATIONAL RANKINGS

	TXST	BU
RPI (2024)	111	246
Baseball America	NR	NR
D1 Baseball	NR	NR
NCBWA	NR	NR
Perfect Game	NR	NR
USA Today Coaches	NR	NR

	Texas State	Binghamton
Record	0-0	0-0
Conference Record	0-0	0-0
Conference	Sun Belt	America East
Current Streak	L2	L1
Head Coach	Steven Trout	Tim Sinicki
Year at School	6th Season	33rd Season
Record at School	145-106	698-720-9
Career Record	Same	Same

Day	Team	Pitcher	2024 Stats
Friday	Texas State	RHP Jackson Teer	---
	Binghamton	RHP Ryan Bates	1-1, 5.88 ERA, 27 K
Saturday	Texas State	RHP Sam Hall	1-5, 5.28 ERA, 36 K
	Binghamton	RHP Brady Bouchard	---
Sunday	Texas State	RHP Austin Eaton	4-4, 5.27 ERA, 43 K
	Binghamton	RHP Colin Rhein	---

### QUICK HITS

- Texas State is opening up the season at home for the 15th consecutive year and the 23rd time in program history. All-time, the Bobcats are 25-16 in home openers and have won their last six such contests.
- The 2024 season saw the program set new record for average attendance at 1,666. It surpassed the previous mark of 1,632 that from the 2023 season. Overall, 46,653 attend a game at Bobcat Ballpark last season. That mark is the third highest in the stadium's history and was the third consecutive year with a total attendance of over 40,000.
- Chase Mora enters the season having hit 23 career home runs. That places him in a tie for 13th in team history with Derek Scheible (2015-18) and Mark Younk (2001-02). Mora is two homers shy of moving into the program's top 10 and is 13 shy of tying the program record held by Paul Goldschmidt.
- Mora has also recorded 106 RBI in his first two years in a Texas State uniform. He needs seven more to move into a tie for 15th in program history and is 11 short of cracking the top 10.
- Just three regular starters are back in the field for the Bobcats in Ryne Farber, Rashawn Galloway and Mora. Making the most starts among them was Mora with 55 while playing in all 56 games.
- The pitching staff consists of just five hurlers that saw action last season. Among them, only Austin Eaton and Sam Hall started a game last season. Others returning at Colby Diaz, Taylor Seay and Matthew Tippie.
- In the Sun Belt Conference Preseason Poll, the Bobcats were picked to finish eighth. It is the lowest projected finish in the Sun Belt since being chosen seventh in 2022. From 2005 and onwards, the eighth-place pick is the lowest in program history.

### PROBABLE LINEUP - 2024 STATS

POS.	NO.	NAME	B/T	AVG	R	H	2B	3B	HR	RBI	OBP	SLG	SB-ATT
C	44	Rashawn Galloway	R/R	.279	20	31	6	2	2	19	.364	.423	0-0
1B	27	Coy DeFury	L/R	-	-	-	-	-	-	-	-	-	-
2B	16	Dawson Park	R/R	-	-	-	-	-	-	-	-	-	-
3B	2	Chase Mora	R/R	.251	41	56	11	1	6	49	.320	.390	6-6
SS	3	Ryne Farber	S/R	.340	36	48	10	1	2	25	.466	.468	8-10
LF	14	Zachary Gingrich	L/R	-	-	-	-	-	-	-	-	-	-
CF	8	Samson Pugh	R/R	.167	8	3	0	0	2	4	.304	.500	0-0
RF	24	Ethan Farris	R/R	.183	9	11	2	0	0	6	.265	.217	0-0
DH	6	Alan Shibley	L/R	-	-	-	-	-	-	-	-	-	-

## NUMERICAL ROSTER

NO.	NAME	POS.	B/T	HT.	WT.	CL / EXP	HOMETOWN / HIGH SCHOOL	PREVIOUS COLLEGE
1	Cole Tabor	INF	L/R	5-9	185	Jr. / TR	San Antonio, Texas / Reagan HS	Temple College
2	Chase Mora	INF / RHP	R/R	6-2	175	Jr. / 2L	Tomball, Texas / Tomball HS	
3	Ryne Farber	INF	S/R	5-11	190	So. / 1L	San Antonio, Texas / Johnson HS	
4	Cameron Thompson	OF / INF	R/R	6-3	203	Gr. / 1L*	Owasso, Okla. / Owasso HS	Purdue
6	Alan Shibley	INF / OF	L/R	6-0	205	R-Sr. / TR	Sapulpa, Okla. / Sapulpa HS	Washington State
7	Alex Valentin	LHP	L/L	6-0	225	So. / TR	Hollywood, Fla. / ESB Academy	Nova Southeastern
8	Samson Pugh	OF	R/R	6-0	203	So. / 1L	Montgomery, Texas / Lake Creek HS	
9	Travis Bragg	OF / INF	L/L	5-8	203	Jr. / TR	League City, Texas / Clear Falls HS	Vernon College
10	Matthew Tippie	RHP	R/R	6-4	210	Sr. / 1L	Wimberley, Texas / Wimberley HS	Angelina College
11	Taylor Seay	RHP	R/R	6-2	185	R-Jr. / 1L	Lake Jackson, Texas / Brazoswood HS	Angelina College
12	Zachary Gingrich	OF	L/R	6-0	202	Fr. / HS	Spring Branch, Texas / Smithson Valley HS	
13	Jesus Tovar	LHP	L/L	6-0	167	R-Jr. / TR	El Paso, Texas / Montwood HS	New Mexico JC
14	Kutter Webb	INF	L/R	5-11	180	Fr. / HS	San Marcos, Texas / San Marcos HS	
15	Cameron O'Banan	RHP	R/R	6-3	193	R-Jr. / 1L	Dripping Springs, Texas / Dripping Springs HS	Texas
16	Dawson Park	INF / RHP	R/R	5-11	167	Fr. / HS	Magnolia, Texas / Magnolia West HS	
17	Rocco Garza-Gongora	OF / INF	L/L	6-0	175	Jr. / TR	Laredo, Texas / John B. Alexander HS	Oklahoma
18	Johnny Alkire	RHP	R/R	6-0	178	Jr. / TR	Folsom, Calif. / Folsom HS	Galveston College
19	Dylan Kerbow	RHP	L/R	6-1	210	R-Jr. / 2L	The Woodlands, Texas / The Woodlands HS	
20	Justin Vossos	INF	R/R	6-0	180	R-So. / TR	Missouri City, Texas / Ridge Point HS	Texas A&M
21	Braylen Timmons	LHP	L/L	6-1	172	Jr. / TR	Grand Prairie, Texas / South Grande Prairie HS	Weatherford College
23	Jackson Teer	RHP	R/R	6-1	227	R-Sr. / TR	San Antonio, Texas / Johnson HS	Trinity
24	Ethan Farris	INF / OF	R/R	6-5	230	So. / 1L	Cypress, Texas / Cy Woods HS	
25	Ian Collier	C	R/R	6-1	218	Sr. / 1L	Plano, Texas / Trinity Christian Academy	Blinn College
26	Carson Laws	RHP	R/R	6-1	186	Jr. / TR	San Antonio, Texas / Clark HS	Midland College
27	Coy DeFury	INF	L/R	6-3	218	Jr. / TR	Melissa, Texas / Melissa HS	Blinn College
28	Trent Rucker	OF	R/R	6-3	190	Jr. / TR	Lucas, Texas / Lovejoy HS	Temple College
29	Conner Doucet	RHP	R/R	6-1	219	Jr. / TR	The Woodlands, Texas / The Woodlands HS	Wharton College
31	Shane Connell	RHP	R/R	6-1	219	Jr. / TR	Tomball, Texas / Klein Oak HS	Blinn College
32	Ryan Lawton	LHP	L/L	5-11	190	Jr. / TR	Flower Mound, Texas / Marcus HS	Vernon College
34	Hayde Key	RHP	R/R	6-0	195	R-Jr. / TR	Missouri City, Texas / Ridge Point HS	Texas Tech
35	Colby Diaz	RHP	R/R	6-1	195	Jr. / 2L	Leander, Texas / Rouse HS	
36	Sam Hall	RHP	R/R	6-3	210	Jr. / 1L	Beaumont, Texas / West Brook HS	Panola College
38	Bryson Dudley	RHP	R/R	6-0	206	Jr. / TR	Round Rock, Texas / Cedar Ridge HS	Blinn College
40	Austin Eaton	RHP / INF	R/R	6-1	227	R-Sr. / 1L	Frisco, Texas / Lone Star HS	Navarro College
41	Theo Kummer	C	R/R	5-11	190	Jr. / TR	Dallas, Texas / John Paul II HS	Navarro College
42	Austin Munguia	C	R/R	5-10	190	Sr. / TR	Round Rock, Texas / Round Rock HS	New Mexico
43	Caden Baker	OF	L/R	5-7	162	Fr. / HS	Houston, Texas / Stratford HS	
44	Rashawn Galloway	C	R/R	6-0	196	Jr. / 2L	Boerne, Texas / Boerne HS	
45	Jackson Mayo	LHP	L/L	6-2	178	Jr. / TR	Houston, Texas / Memorial HS	Rice
46	Josh Glaser	RHP	R/R	6-1	209	Fr. / HS	Flower Mound, Texas / Flower Mound HS	

\* - Retained year of eligibility due to COVID-19 pandemic

## COACHING AND SUPPORT STAFF

<b>Head Coach:</b>	#30 Steven Trout (TCU, '07), 6th Season
<b>Associate Head Coach:</b>	#5 Josh Blakley (UTSA, '08), 7th Season
<b>Assistant Coach:</b>	#22 Chad Massengale (Bowling Green, '03), 8th Season
<b>Assistant Coach:</b>	#39 Danny-David Linahan (Hardin-Simmons, '19), 1st Season
<b>Director of Operations:</b>	Joseph Hill (Texas State, '22), 3rd Season
<b>Graduate Assistant:</b>	Kelby Coburn (Howard Payne, '23), 2nd Season
<b>Athletic Trainer:</b>	Gabriel Olivas, 3rd Season
<b>Communications Director:</b>	Phillip Pongratz (Chattanooga, '09 & '11), 9th Season

## PRONUNCIATION GUIDE

Taylor SEAY .....Sea

## ALPHABETICAL ROSTER

No.	Name	Pos.
1	Johnny Alkire	RHP
43	Caden Baker	OF
9	Travis Bragg	OF / INF
25	Ian Collier	C
31	Shane Connell	RHP
27	Coy DeFury	INF
35	Colby Diaz	RHP
47	Austin Dolezal	LHP
29	Conner Doucet	RHP
38	Bryson Dudley	RHP
40	Austin Eaton	RHP / INF
3	Ryne Farber	INF
24	Ethan Farris	INF / OF
44	Rashawn Galloway	C
17	Rocco Garza-Gongora	OF / INF
12	Zachary Gingrich	OF
46	Josh Glaser	RHP
36	Sam Hall	RHP
19	Dylan Kerbow	RHP
34	Hayde Key	RHP
41	Theo Kummer	C
26	Carson Laws	RHP
32	Ryan Lawton	LHP
45	Jackson Mayo	LHP
2	Chase Mora	INF / RHP
42	Austin Munguia	C
15	Cameron O'Banan	RHP
16	Dawson Park	INF / RHP
8	Samson Pugh	OF
28	Trent Rucker	OF
11	Taylor Seay	RHP
6	Alan Shibley	INF / OF
1	Cole Tabor	INF
23	Jackson Teer	RHP
4	Cameron Thompson	INF / OF
21	Braylen Timmons	LHP
10	Matthew Tippie	RHP
13	Jesus Tovar	LHP
7	Alex Valentin	LHP
20	Justin Vossos	INF
14	Kutter Webb	INF

### BY CLASS

Freshmen.....	5
Sophomores.....	5
Juniors.....	23
Seniors.....	6
Graduate.....	1

### BY POSITION

Right-Handed Pitchers.....	15
Left-Handed Pitchers.....	6
Catchers.....	4
Infielders.....	8
Outfielders.....	8

### BY STATE/COUNTRY


California.....	1
Florida.....	1
Oklahoma.....	2
Texas.....	36



## HEAD COACH STEVEN TROUT

6th SEASON AT TEXAS STATE AS HEAD COACH  
12th SEASON AT TEXAS STATE OVERALL

Overall Record: 145-106 (.578)  
Texas State Record: 145-106 (65-49 Sun Belt)



### TROUT AT A GLANCE

#### EDUCATION

TCU, 2007

#### COACHING EXPERIENCE

Year	School	Position
2020-Pres.	Texas State	Head Coach
2018-19	Texas State	Associate Head Coach
2016-17	Texas State	Assistant Coach
2013-15	West Virginia	Assistant Coach
2012	Texarkana College	Head Coach
2011	Houston	Volunteer Assistant
2009-10	Texas State	Volunteer Assistant

#### PLAYING EXPERIENCE

2008	Fort Worth Cats / Macon Music / Kansas City T-Bones
2006-07	TCU
2004-05	Texarkana College

#### PLAYING HONORS

2007	TCU	All-Mountain West Second Team All-NCAA Houston Regional Team
2005	Texarkana College	All-Conference

#### MILESTONE VICTORIES

Win	Date	Opponent	Score	Significance
1	2/14/20	Stony Brook	4-3	1st win as Texas State HC
9	3/3/20	at Baylor	12-2 (8)	1st win over Power 5 program
19	3/7/21	vs. Rice	9-1	5th most wins in TXST History
20	3/9/21	#9 TCU	11-1 (7)	1st win over Top 10 & ranked team
24	3/27/21	ULM	6-5 (10)	1st Sun Belt Conference win
35	5/8/21	South Alabama	13-4	TXST's 250th win @ Bobcat Ballpark
46	3/9/22	at #1 Texas	6-4	1st win over #1 ranked team
50	3/15/22	Prairie View	8-2	50th win as Texas State HC
61	4/14/22	at UTA	6-1	4th most wins in TXST History
81	6/3/22	vs. UC Santa Barbara	7-3	1st NCAA Regional Win
100	3/31/23	Arkansas State	8-7 (10)	100th career win

#### PLAYER ACCOLADES UNDER TROUT

4	MLB Draftees
8	All-Conference
3	All-Region
7	All-American
2	Freshmen All-American
1	Stopper of the Year
5	Preseason All-American
1	Preseason Golden Spikes Award Watch List
1	Dick Howser Trophy Hitter of the Week
6	Sun Belt Pitcher of the Week
8	Sun Belt Player of the Week
33	Sun Belt Commissioner's List
52	Sun Belt Academic Honor Roll
6	Academic All-District
0	Academic All-American

### RECORD VS. 2024 OPPONENTS

Opponent	Career Record	2025 Record
App State*	5-2	0-0
Arkansas State*	8-4	0-0
Baylor	2-1	0-0
Binghamton	0-0	0-0
Campbell	0-0	0-0
Coastal Carolina*	3-6	0-0
Georgia Southern*	1-2	0-0
Grand Canyon	1-2	0-0
Houston Christian	2-1	0-0
Illinois	0-0	0-0
Incarmate Word	5-1	0-0
James Madison*	2-1	0-0
Louisiana*	5-11	0-0
Oklahoma State	0-0	0-0
South Alabama*	6-6	0-0
Southern Miss*	3-3	0-0
Tarleton State	1-0	0-0
TCU	2-3	0-0
Texas	4-6	0-0
Texas A&M	0-5	0-0
Troy*	5-4	0-0
ULM*	9-4	0-0
UTRGV	4-0	0-0
UTSA	4-3	0-0

\* Sun Belt Conference Opponent

### TROUT'S YEAR-BY-YEAR RECORD

SEASON	SCHOOL	OVERALL	PCT.	CONFERENCE	PCT.	CONFERENCE FINISH	POSTSEASON FINISH
2020	Texas State	14-4	.778	0-0	.000	N/A	N/A
2021	Texas State	21-36	.368	9-15	.375	6th West / 12th Overall	Sun Belt Tournament
2022	Texas State	47-14	.770	26-4	.867	1st	NCAA Stanford Regional
2023	Texas State	36-23	.610	17-13	.567	5th	Sun Belt Tournament
2024	Texas State	27-29	.482	13-17	.433	T-10th	N/A
2025	Texas State	0-0	-	0-0	-	TBD	TBD
<b>TOTALS</b>	<b>CAREER</b>	<b>145-106</b>	<b>.578</b>	<b>65-49</b>	<b>.570</b>	<b>6 SEASONS</b>	

## SCOUTING BINGHAMTON

- Binghamton went 21-29 last season.
- Posted a 10-14 record to finish sixth out of seven teams in the America East Conference.
- Will play their first 12 games on the road before their home opener against St. Bonaventure on Mar. 11.
- Other non-conference road series on the road are versus East Tennessee State, Elon and Missouri.
- Conclude non-conference action with a home series against Holy Cross.
- Picked to finish second in the America East preseason poll behind Bryant.
- Saw Devin Bade, Zach Rogacki and Evin Sullivan named to preseason all-conference team.
- Bade, a third baseman, led the team with a .326 average and was second in doubles (11), triples (2), home runs (6), runs (31) and RBI (34).
- Behind the plate, Rogacki hit .310 in 24 games with 13 RBI, five doubles and two home runs.
- Sullivan returns after batting .316 with a team leading 12 doubles. Also drove in and scored 22 runs.
- Getting the ball on opening day will be Ryan Bates. The right-hander went 1-1 with a 5.88 ERA in 33.2 innings over seven starts. He also struck out 27 and limited opponents to a .212 batting average while walking 21.
- Freshman Brady Bouchard gets Saturday's start. He was 7-0 with 139 strikeouts, 13 walks and a 0.25 ERA in 54.2 innings at Penn Yan High School last spring.
- Rounding out the rotation will be right-hander Colin Rhein. The junior transfer from Stony Brook pitched in 13 games with four starts. He struck out 40 in 58 innings and had a 4.50 ERA while holing opposing batters to a .237 average.
- Jackson Mitchell was chosen to the preseason All-America East team as a relief pitcher. He went 1-0 with one save while posting a 5.40 ERA and 30 strikeouts in 21.2 innings over 14 relief appearances.
- Other bullpen returners are Drew McAlinee (1-2, 1 SV, 7.42 ERA), Caden Rothbaum (3.86 ERA, 4.2 IP) and Chris Sleeper (2-1, 1 SV, 4.15 ERA).

## ALL-TIME VS. THE BEARKATS

- This weekend will be the first-ever meeting between the programs.
- Both teams were in the 2022 Stanford Regional that saw Texas State reach the finals while Binghamton dropped both of its contests to Stanford and UC Santa Barbara, respectively.

## TXST AGAINST THE AMERICA EAST

- Texas State has not played any of the current members of the America East Conference.
- The Bobcats did play four games, winning three of them, against Stony Brook in 2020 in San Marcos.
- The Seawolves moved to the Coastal Athletic Association (CAA) in 2022.

## TROUT ERA

- The 2025 season marks the sixth under the leadership of Steven Trout.
- Trout is the sixth head coach in program history and the fifth in the team's Division I history.
- It will be Trout's 12th season with the Bobcats after serving two years each as the associate head coach (2018-19), assistant coach (2016-17) and volunteer assistant (2009-10).
- This is Trout's second head coaching jobs and first at the NCAA Division I level. He was the head coach at Texarkana College in 2012, the team's final season before all of the athletic programs were disbanded. Trout went 34-25 in his lone season leading the Bulldogs.

## TXST HEAD COACHING VICTORIES

- Head Coach Steven Trout has won 145 games leading the Texas State program.
- His victory total is the fourth most in team history, which he reached after the Bobcats won 6-1 at UT Arlington on Apr. 14, 2022.
- Trout won his 100th game on Mar. 31, 2022 in a 10-inning affair versus Arkansas State.
- Next on the list is Howard Bushong with 171 wins.
- The Bobcats' all-time winningest head coach is Ty Harrington with 657 victories.

Rk	Head Coach	Years	Wins
1	Ty Harrington	2000-19	657
2	Steve Prentice	1987-93	222
3	Howard Bushong	1994-99	171
4	<b>Steven Trout</b>	<b>2020-Pres.</b>	<b>145</b>

## 5TH YEAR HEAD COACHES

- Texas State head coach Steven Trout is one of 13 sixth-year head coaches to have compiled 100 wins.
- Trout's win total (145) is tied for the fourth most among those coaches with Charlotte's Robert Woddard.
- Only coaches with more victories are Oregon State's Mitch Canham (176), Southern Illinois' Lance Rhodes (159) and UNCW's Randy Hood (148).

Rk	Head Coach	School	Wins
1	Mitch Canham	Oregon State	176
2	Lance Rhodes	Southern Illinois	159
3	Randy Hood	UNCW	148
4	<b>Steven Trout</b>	<b>Texas State</b>	<b>145</b>
	Robert Woddard	Charlotte	145
6	Jay Sirianni	Sam Houston	141
7	Will Bolt	Nebraska	137

## FASTEST TO 100 WINS

- Steven Trout reached 100 victories at Texas State with an 8-7 win in 10 innings in the series opener against Arkansas State on Mar. 31, 2023.
- He became the fastest Bobcat head coach to reach triple-digit victories, needing 162 games to do so.
- The previous record for fastest TXST manager to 100 victories was Ty Harrington, who did so in 168 games.

## Rk Head Coach GMs to 100

Rk	Head Coach	GMs to 100
1	<b>Steven Trout</b>	<b>162</b>
2	Ty Harrington	168
3	Steve Prentice	172

## TEXARKANA COLLEGE COACHING CONNECTION

- Steven Trout is one of four former Texarkana College head coaches that currently lead a Division I program.
- Others former Bulldog head coaches are Will Bolt (Nebraska), Matt Deggs (Louisiana) and Dave Van Horn (Arkansas).
- Texas State pitching coach Chad Massengale was an assistant coach at Texarkana College from 2004-07 and served as interim coach during the 2007 season.

## SUN BELT PRESEASON POLL

- Texas State was picked to finish eighth in the Sun Belt Conference Coaches' Preseason Poll with 102 points.
- It is the lowest the Bobcats have been picked to finish in the preseason poll since joining the Sun Belt.
- Previous low was seventh in 2022.
- TXST came in behind Southern Miss, Troy, Louisiana, Coastal Carolina, Georgia Southern, James Madison and Old Dominion, respectively.
- No Bobcat was chosen to the preseason team. The last time that happened was in 2022.

## D1BASEBALL PLAYER RANKS

- Texas State had two players on D1Baseball's preseason positional rankings.
- Ryne Farber was ranked as the 20th best shortstop in the country after being projected to win the job in the preseason.
- Carson Laws was picked as the 83rd best relief pitcher in the nation after striking out 47 in 28.2 innings over 18 games at Midland College last season.
- Laws also came in at #143 on D1Baseball's 2025 MLB Draft Top 250 College Prospects list.

## D1BASEBALL JUCO IMPACT PITCHERS

- Both Bryson Dudley and Carson Laws were named among D1Baseball's Top 50 impact JUCO transfer pitchers.
- Laws came in at No. 7 and Dudley was ranked No. 25.
- They were the only Sun Belt Conference pitchers on the list.
- Laws transferred in from Midland College where he posted a 5-1 record, three saves and 47 strikeouts in 28.2 innings over 18 relief appearances. He was also named to D1Baseball's MLB Draft Top 150 Prospects list coming in at 149.
- Dudley arrived in San Marcos after playing at Blinn College. In his two years there, he was 10-5 with three saves and struck out 114 in 87.2 innings over 31 games.

## PERFECT GAME PRESEASON HONOR

- The lone Bobcat recognized on Perfect Game's Preseason All-Sun Belt Team was Ryne Farber.
- He was picked to the team at shortstop after splitting playing time in 2024 in

## QUICK FACTS

### General

Location	San Marcos, Texas
Founded	1899
Enrollment	35,378 (Spring 2024)
Nickname	Bobcats
Colors	Maroon and Gold
Affiliation	NCAA Division I
Conference	Sun Belt
President	Dr. Kelly Dampousse
Director of Athletics	Don Coryell
Faculty Representative	Dr. Michelle Hamilton

### Stadium Information

Name	Bobcat Ballpark
Capacity	2,500
Built	2009
Field	Field Turf Classic HD 2'
Dimensions	330 Left - 405 Center - 330 Right

### Team Information

2023 Overall Record	36-23
Home	25-7
Away	10-14
Neutral	1-2
Conference Finish	5th
Conference Record	17-13
Postseason	Sun Belt Tournament
Returning Letterwinners	20
Positional Starters Returning	6
Starting Pitchers Returning	2
Other Pitchers Returning	7
Lettermen Lost	17
Professional Baseball	2
Newcomers	20

### Coaching Staff

Head Coach	Steven Trout
Alma Mater	TCU, 2007
Record at Texas State	118-77 (5th Season)
Career Record	Same
Assistant Coach	Josh Blakley
Alma Mater	UTSA, 2008
Assistant Coach	Chad Massengale
Alma Mater	Texas State, 2002
Assistant Coach	Danny-David Linahan
Alma Mater	X
Graduate Assistant	Kelby Coburn
Alma Mater	X
Director of Operations	Joseph Hill
Alma Mater	Texas State, 2022

### History

First Year	1984
All-Time Record	1,246-1,005-5 (.553)
All-Time Sun Belt Record	147-117
Sun Belt Regular Season Titles	2 (2019, 2022)
Sun Belt Tournament Titles	0
All-Time Sun Belt Tournament Record	10-14
All-Time WAC Record	16-11
WAC Regular Season/Tournament Titles	0
All-Time WAC Tournament Record	2-1
All-Time Southland Record	376-269
SLC Regular Season Titles	3 (2009, 10, 11)
SLC Tournament Titles	4 (1997, 99, 00, 11)
NCAA Tournament Appearances	6
	(1997, 1999, 2000, 2009, 2011, 2022)
All-Time NCAA Tournament Record	6-12

centerfield and as the designated hitter.

- Farber finished last season leading the team in batting average (.340) while hitting 10 doubles, two home runs and going 8-for-10 stealing bases.

### OVERHAULED PITCHING STAFF

- For the second year in a row, the Bobcats will have a nearly revamped pitching staff.
- Trout and his staff brought in 15 new pitchers with eight from the junior college ranks, three straight out of high school, two being Division I transfers and one each from a Division II and III program.
- Just five pitchers that saw action return from last season.
- Two of the hurlers started at least one game with those being Austin Eaton (4-4, 5.27 ERA) and Sam Hall (1-5, 1 SV, 5.28 ERA) at 10 and seven, respectively.
- Also back from last season are Colby Diaz (4.0 IP), Keller Eberly (5.40 ERA, 4 K), Taylor Seay (2-0, 6.05 ERA) and Matthew Tippie (2-1, 1 SV, 5.48 ERA).

### OPENING DAY

- The 2025 season is the 42nd in the history of Texas State baseball.
- On opening day, the Bobcats are 25-16 all-time.
- TXST has won its last six opening day contests with the last loss being in 2018 to Oklahoma State.

### HOME OPENERS

- Texas State begins the season at home for the 15th consecutive year.
- Last time the Bobcats did not open the year in San Marcos was in 2010 with a three-game series at Houston.
- TXST is 9-5 in its last 14 home openers and have won six straight after beating Youngstown State 20-2 last season.
- All-time, Texas State sports a 25-16 record in home openers.

### DEFICIT 'CATS

- Over the last three seasons, Texas State has recorded 53 comeback victories.
- Last season saw the team record 11 such wins.
- The Bobcats had 19 comeback victories in 2023 and 23 in 2022.

### BREAK OUT THE BROOMS

- Texas State has compiled 14 weekend sweeps since the start of the 2022 season.
- The Bobcats recorded a season record nine sweeps in 2022 and followed with four in 2023.
- Last year saw the team sweep just one weekend series. That came on opening weekend against Youngstown State.

### HOME SWEET HOME

- Texas State has an all-time record of 312-157-1 (.665) at Bobcat Ballpark since it opened in 2009.
- Last season saw the Bobcats go 15-14 at home.
- Combined, the team won 51 games over the 2022 (26) and 2023 (25) season to set a program record for most victories in a two-year span.
- TXST has won at least 20 games nine times at Bobcat Ballpark and 13 times overall.

### CAREER LONG BALLS

- Chase Mora enters the 2025 season with 23 career home runs.
- His total places him in a tie for 13th in program history with Derek Scheible and Mark Younk.
- The junior is one homer shy of matching former teammate August Ramirez for 12th place and two short of moving into the program's career top 10 list.
- Last season, the trio of Daylan Pena, Mora and Ramirez became the second Bobcat trio to reach 20 career long balls in the same season.
- The first threesome to all hit their 20th homers in the same season was Casey Kalenkosy, Kyle Kubitzka and Jeff McVaney in 2011.
- The program career home run record is 36 held by Paul Goldschmidt.

### Career Home Runs

Rk	Player	Years	HR
5	John Wuthrich	2018-22	28
	Tanner Hill	2014-16	28
7	Kyle Kubitzka	2009-11	27
8	Daylan Pena	2022-24	25
	Ryan Newman	2016-19	25
	Gary Herrmann	1991-92	25
	Rex Robinson	1985-88	25
12	August Ramirez	2022-24	24
13	<b>Chase Mora</b>	<b>2023-Pres.</b>	<b>23</b>
	Derek Scheible	2015-18	23
	Mark Younk	2001-02	23

### #SLAMMARCOS

- The 2022 and 2023 seasons saw Texas State show off unprecedented home run power.
- The team set a program record with 87 long balls in 2022 and followed with 83 homers in 2023.
- Last year, however, saw a power drop off with the Bobcats hitting just 52 home runs.

### Season HR List

Rk	Year	HR
1	2022	87
2	2023	83
3	2009	75

### BOBCAT BALLPARK ATTENDANCE RECORD

- Last season saw Texas State have 46,653 fans attend a game for an average of 1,666 per contest
- The average attendance mark set a new program record and surpassed the previous high of 1,632 that was set in 2023.
- In 2023, the Bobcats set a program record for total attendance with 52,216.

### 2,000+ FANS

- The 2024 season marked the ninth time since Bobcat Ballpark opened that there were multiple games of 2,000+ fans in attendance.
- Over 2,900 were in attendance against #3 Texas A&M (2,917) and Texas (2,905).
- The program record for 2,000+ attendance games in a season is four that was set in 2017 and matched in 2023.
- In total, there have been 28 games with an attendance of 2,000 or more and four with 3,000-plus fans.
- A stadium record 3,425 fans attended the game on Apr. 10, 2023 against #19 Texas.

### EXTRA-INNING GAMES

- Under head coach Steven Trout, Texas State is 6-7 overall in extra-inning games.
- In 2024, the team went 2-2 with victories against Texas and Troy with both ending on walk-off homers by Chase Mora. The two losses came on the road at Arkansas State and McNeese.
- Four extra-inning contests came in 2023 with the Bobcats winning three of them.
- The longest game was a 12-inning affair versus Georgia State in the Sun Belt Conference Championship that TXST took 6-5 on a Daylan Pena walk-off homer.

### RANKED WINS

- Since the 2022 season, Texas State has won 13 games against ranked opponents.
- The Bobcats won three such contests last season versus Texas (#15) and Troy (#21, 2x).
- Both the 2022 and 2023 seasons saw TXST win five games apiece versus ranked foes.
- 2023 victories were against Southern Miss (#25, 2x), TCU (#11), Texas (#19) and UTSA (#25) with the last two victories coming on the road against the Longhorns and Roadrunners.

## TXST IN THE SUN BELT

### Team Batting

Batting Avg.	.270	10th
Slugging Pct.	.417	9th
On-Base Pct.	.380	8th
Runs Scored	388	7th
Hits	502	9th
RBI's	353	8th
Doubles	94	9th
Triples	11	T-3rd
Home Runs	52	11th
Total Bases	774	9th
Plate Appearances	2,257	4th
At Bats	1,856	5th
Walks	275	3rd
Hit by Pitch	74	11th
Strikeouts	369	14th
Sac Bunts	19	8th
Sac Flies	33	3rd
Stolen Bases	50	13th
Caught Stealing	12	14th
Steal Attempts	62	13th
Grounding into Double Play	43	T-1st

### Team Pitching

ERA	5.18	4th
Opp. Batting Avg.	.268	6th
Innings Pitched	483.1	2nd
Strikeouts	442	9th
Strikeouts Looking	115	12th
Wins	27	10th
Losses	29	5th
Saves	7	T-10th
Runners Picked Off	9	3rd
Sac Bunts Allowed	24	5th
Sac Flies Allowed	21	T-7th
Hits Allowed	499	7th
Runs Allowed	317	4th
Earned Runs Allowed	278	4th
Walks Allowed	232	7th
Doubles Allowed	92	7th
Triples Allowed	11	10th
Home Runs Allowed	58	6th
Wild Pitches	62	2nd
Balks	8	T-2nd
Hit Batters	86	3rd
Intentional Walks	6	T-7th

### Team Fielding

Fielding Pct.	.972	7th
Chances	2,036	1st
Putouts	1,450	2nd
Assists	530	3rd
Most Errors	56	8th
Fielding Double Plays	49	3rd
Stolen Bases Against	42	11th
Caught Stealing By	13	13th
Steal Attempts Against	55	12th
Passed Balls	12	T-4th
Catchers Interference	0	T-7th

## 2024 STAT COMPARISON

	AVG.	GP	AB	R	H	2B	3B	HR	RBI	TB	SLG%	BB	HBP	SO	GDP	OB%	SF	SH	SB-ATT
Texas State	.270	56	1856	388	502	94	11	52	353	774	.417	275	74	369	43	.380	33	19	50-62
Binghamton	.269	50	1723	299	464	95	11	50	265	731	.424	202	46	384	23	.357	25	30	23-34

	ERA	W-L	CG	SHO	SV	IP	H	R	ER	BB	SO	2B	3B	HR	AVG.	WP	HBP	BK	SFA	SHA
Texas State	5.18	27-29	2	3	7	483.1	499	317	278	232	442	92	11	58	.268	62	86	8	21	24
Binghamton	5.69	21-29	2	2	6	428.2	451	305	271	200	394	94	10	61	.270	34	43	5	24	15

## BOBCATS BY THE NUMBERS

	OVERALL	SUN BELT
Total	0-0	0-0
Conference	0-0	0-0
Non-Conference	0-0	0-0
Home	0-0	0-0
Away	0-0	0-0
Neutral	0-0	0-0
Day	0-0	0-0
Night	0-0	0-0
vs Left	0-0	0-0
vs Right	0-0	0-0
1-Run games	0-0	0-0
2-Run games	0-0	0-0
5+Run games	0-0	0-0
Extra innings	0-0	0-0
Shutouts	0-0	0-0
Scoring 0-2 runs	0-0	0-0
Scoring 3-5 runs	0-0	0-0
Scoring 6-9 runs	0-0	0-0
Scoring 10+ runs	0-0	0-0
Opponent 0-2 runs	0-0	0-0
Opponent 3-5 runs	0-0	0-0
Opponent 6-9 runs	0-0	0-0
Opponent 10+ runs	0-0	0-0
Scored in 1st inning	0-0	0-0
Scores first	0-0	0-0
Opp. scores first	0-0	0-0
After 6 leading	0-0	0-0
After 6 trailing	0-0	0-0
After 6 tied	0-0	0-0
After 7 leading	0-0	0-0
After 7 trailing	0-0	0-0
After 7 tied	0-0	0-0
After 8 leading	0-0	0-0
After 8 trailing	0-0	0-0
After 8 tied	0-0	0-0
Hit 0 home runs	0-0	0-0
Hit 1 home run	0-0	0-0
Hit 2+ home runs	0-0	0-0
Opponent 0 home runs	0-0	0-0
Opponent 1 home run	0-0	0-0
Opponent 2+ HRs	0-0	0-0
Made 0 errors	0-0	0-0
Made 1 error	0-0	0-0
Made 2+ errors	0-0	0-0
Opp. made 0 errors	0-0	0-0
Opp. made 1 error	0-0	0-0
Opp. made 2+ errors	0-0	0-0
Out-hit opponent	0-0	0-0
Out-hit by opponent	0-0	0-0
Hits are tied	0-0	0-0
February	0-0	0-0
March	0-0	0-0
April	0-0	0-0
May	0-0	0-0
June	0-0	0-0
Monday	0-0	0-0
Tuesday	0-0	0-0
Wednesday	0-0	0-0
Thursday	0-0	0-0
Friday	0-0	0-0
Saturday	0-0	0-0
Sunday	0-0	0-0
White Jersey	0-0	0-0
Cream Jersey	0-0	0-0
Pinstripe Jersey	0-0	0-0
Camo Jersey	0-0	0-0
Gold Jersey	0-0	0-0
Maroon Jersey	0-0	0-0
Black Jersey	0-0	0-0
Grey Pinstripe	0-0	0-0
Current streak	L2	L2
Longest winning streak	-	-
Longest losing streak	-	-
Home attendance	-/-	-

- In 2022, TXST defeated #1 Texas, #2 Stanford, #11 Arizona (2x) and #20 UC Santa Barbara.
- the past three years have seen Texas State record a 13-10 record against ranked teams.

### THREE STRAIGHT DUBS IN AUSTIN

- On Apr. 10, 2024, Texas State defeated Texas 7-3 on the road.
- It was the program's third consecutive win over the Longhorns in Austin.
- The current streak is the second longest winning streak in the Lone Star state capital over UT.
- Longest winning streak is four straight games from May 2, 2000 to Apr. 23, 2022.
- During the current winning streak, TXST has also claimed a 9-3 win in 2023 when UT was ranked #19 in the nation and a 6-4 win over the then #1 Longhorns in 2022.
- The first time Texas State ever won back-to-back games in Austin was Mar. 25 and Apr. 15, 1997.

### P4 WINS

- Since the start of the 2022 season, Texas State has won 17 games against Power 4 programs.
- Last season saw the Bobcats record four such victories with wins over Houston, Texas (2x) and Washington State.
- In 2023, the team had five such wins with the opponents being Northwestern (3x), TCU and Texas.
- Teh 2022 campaign saw Texas State set a program record with eight P4 victories, surpassing the previous mark of six set in 2004 and matched in 2010 and 2012.
- The Bobcats had wins in 2022 over Arizona (2x), Baylor, Ohio State (3x), Stanford and Texas.
- This year, TXST has 10 Power 4 games against Baylor (2x), Illinois (3x), Oklahoma State, TCU, Texas (2x) and Texas A&M.

### RANKED SERIES VICTORIES

- Texas State has won four series in program history against a ranked opponent.
- Last season saw the Bobcats take two of three from #21 Troy at home.
- In 2023, they won the series over #25 Southern Miss that took place in San Marcos.
- The first was in 2017 when TXST claimed two of three games at home against Coastal Carolina (#20), and the second came in 2022 at Arizona (#11).
- Bobcats also defeated Oregon (#16) twice on the road in back-to-back midweek games.

### WALK-OFF ENDINGS

- Since the start of the 2019 season, Texas State has gone 23-9 in games that have ended via a walk-off.
- Last season, the Bobcats were 4-2 in such contests to mark the third consecutive season with four walk-off wins.
- It was only just the second time since 2019 that TXST has been on the wrong end of multiple walk-off contests in a season. The most in that span has been four in 2021.

### Walk Off Record Since 2019

Year	Record
2024	4-2
2023	4-1
2022	4-1
2021	2-4
2020	3-0
2019	6-1
Total	23-9

### MULTIPLE BIG XII VICTORIES

- Texas State will look to extend its streak to five consecutive years with multiple victories over Big XII Conference teams.
- Last season saw the Bobcats go 3-3 against the Big XII with wins over Houston and Texas (2x).
- In 2023, TXST went 2-2 with wins over #11 TCU and #19 Texas.
- The 2022 season saw the program claim victories against #1 Texas and Baylor while the 2021 campaign had wins over Oklahoma and the Horned Frogs.
- Texas State's multiple wins over Big XII teams in 2021 was the first time to do so since 2016.
- The Bobcats have four games against Big XII opponents this season with contests versus Baylor (2), Oklahoma State (1) and TCU (1).

### TEAM PUNCH OUTS

- Two of the past three seasons has seen Texas State pitchers strikiout over 500 opposing batters.
- The 2022 staff set a program record with 541 punch outs.
- In 2023, the Bobcat hurlers followed with 536 strikeouts for the second most in a campaign.
- Last season saw TXST pitchers drop off to 442 strikeouts.

### Season Strikeout List

Rk	Year	K
1	2022	541
2	2023	536
3	2011	494

### SUN BELT OPENERS

- Texas State is 7-3 all-time in the Sun Belt Conference opener.
- After defeating App State 3-2 last season, the Bobcats have now won two of its last five league openers.
- Only other in that time came in 2022 against Arkansas State while the three defeats came against Little Rock (2021), South Alabama (2019) and Southern Miss (2023).
- TXST won its first five openers as a member of the Sun Belt.
- In the first Sun Belt series of a season, Texas State is 21-9 all-time after winning the series over the Mountaineers last year.
- The Bobcats have swept the first Sun Belt series four times (2014, 2016, 2018, 2022).

### RUN-RULE VICTORIES

- Since the 2020 season, Texas State has won 10 games by run-rule with eight coming at home.
- Last season saw the Bobcats have two such victories with one during opening weekend against Youngstown State and the other in the second game of the series versus App State.
- TXST posted one run-rule victory in 2023, three in 2022 and two apiece in 2021 and 2020.

### NO DRAFTED BOBCATS

- For the first time since 2002 (not including the COVID shortened draft in 2020), Texas State did not have a player selected in the MLB Draft.
- That snapped a streak of 20 consecutive years in which a Bobcat was drafted.
- Other years in which no TXST was selected was 1994, 1991, 1986 and 1985.
- Most recent draft pick was Levi Wells in the fourth round (118th overall) by Baltimore in 2023.

### PROCATS

- Heading into the 2024 season, eight former Texas State players are playing professional baseball with all of them in a Major League Baseball organization.
- Playing in the majors are Kyle Finnegan (TBA) and Paul Goldschmidt (New York (AL)). Goldschmidt won the 2022 NL MVP award and is the second player from a college/university in the Lone Star State to win an MVP award, joining Roger Clemens (Texas) in 1986.
- Four former Bobcats ended last season at the AA level in Nick Frazier (New Hampshire; Toronto), Zac Leigh (Tennessee; Chicago Cubs), Dalton Shuffield (Wichita; Minnesota) and Tristan Stivors (Birmingham; Chicago White Sox).
- Levi Wells' first year of professional ball saw him pitch at Aberdeen, Baltimore's High-A team, all season.
- Jose Gonzalez signed a minor league deal with the Houston Astros in January and has yet to be assigned to a team.

**MLB (2)**

Name	Years at TXST	Club
Kyle Finnegan	2011-13	TBD
Paul Goldschmidt	2007-09	New York (AL)

**AA (4)**

Name	Years at TXST	Club
Nick Frazee	2017-19	Buffalo (TOR)
Zachary Leigh	2017-21	Tennessee (CHC)
Dalton Shuffield	2018-22	St. Paul (MIN)
Tristan Stivors	2020-22	Birmingham (CHW)

**A+ (1)**

Name	Years at TXST	Club
Levi Wells	2022-23	Aberdeen (BAL)

**To Be Assigned (1)**

Name	Years at TXST	Club
Jose Gonzalez	2021-23	TBA (HOU)

**ATTENDANCE INFORMATION****Bobcat Ballpark History**

Rk.	DATE	OPPONENT	RESULT	ATT.
1.	4/10/23	#19 Texas	L, 2-5	3,425
2.	3/8/22	#1 Texas	L, 8-9	3,283
3.	4/23/19	Texas	W, 7-6	3,119
4.	3/21/17	Texas	W, 11-10 (10)	3,017
5.	3/28/17	Texas A&M	L, 3-9	2,952
6.	4/2/24	#3 Texas A&M	L, 2-12 (7)	2,917
7.	4/9/24	Texas	L, 1-9	2,905
8.	3/1/16	Texas	L, 4-10 (11)	2,776
9.	3/24/15	#10 Texas	L, 4-6	2,653
10.	3/11/14	#10 Texas	L, 3-6	2,603
	3/30/10	Texas A&M	W, 6-5 (11)	2,603
12.	3/3/09	Texas	L, 5-6	2,593
13.	3/27/18	Texas	L, 1-6	2,547
14.	4/23/13	Texas A&M	W, 4-1	2,512
15.	3/14/23	#11 TCU	W, 8-4	2,486
16.	2/14/14	Michigan	W, 8-7 (10)	2,439
17.	2/18/11	Nebraska	W, 7-2	2,386
18.	2/16/18	Oklahoma St.	L, 2-6	2,213
19.	2/19/16	Washington St.	W, 6-2	2,183
20.	3/4/12	Notre Dame	W, 6-0	2,181
21.	2/15/19	Utah	W, 8-3	2,107
22.	2/17/17	Purdue	L, 3-9	2,068
23.	2/17/23	Northwestern	W, 12-4	2,049
24.	4/12/22	Baylor	W, 11-4	2,047
25.	3/7/23	UTSA	L, 2-11	2,028
26.	3/18/14	Rice	L, 1-14	2,013
27.	4/18/15	Louisiana (DH)	L, 3-11/W, 10-4	2,004
28.	2/22/17	Baylor	L, 0-4	2,002

**Home Attendance Ranks in the Sun Belt Conference**

Yr.	Total	Average	SBC Rk	NCAA Rk
2014	42,834	1,428	2nd	45th
2015	36,565	1,261	6th	57th
2016	41,403	1,294	3rd	48th
2017	49,258	1,492	3rd	48th
2018	44,341	1,430	3rd	46th
2019	33,537	1,242	5th	57th
2020	15,724	1,210	3rd	37th
2021	18,533	639	5th	42nd
2022	40,769	1,315	5th	51st
2023	52,216	1,632	6th	42nd
2024	46,653	1,609	7th	54th
2025	-	-	-	-

# NATIONAL POLLS

## D1BASEBALL (PRESEASON)

Rk	School	Rec.	Prev.
1.	<b>Texas A&amp;M</b>	<b>0-0</b>	-
2.	Virginia	0-0	-
3.	LSU	0-0	-
4.	Tennessee	0-0	-
5.	Arkansas	0-0	-
6.	North Carolina	0-0	-
7.	Oregon State	0-0	-
8.	Georgia	0-0	-
9.	Florida State	0-0	-
10.	Florida	0-0	-
11.	Duke	0-0	-
12.	Oregon	0-0	-
13.	NC State	0-0	-
14.	Wake Forest	0-0	-
15.	Clemson	0-0	-
16.	Vanderbilt	0-0	-
17.	<b>Oklahoma State</b>	<b>0-0</b>	-
18.	Mississippi State	0-0	-
19.	<b>Texas</b>	<b>0-0</b>	-
20.	Dallas Baptist	0-0	-
21.	Arizona	0-0	-
22.	UC Santa Barbara	0-0	-
23.	<b>TCU</b>	<b>0-0</b>	-
24.	Nebraska	0-0	-
25.	<b>Troy</b>	<b>0-0</b>	-

## BASEBALL AMERICA (PRESEASON)

Rk	School	Rec.	Prev.
1.	<b>Texas A&amp;M</b>	<b>0-0</b>	-
2.	LSU	0-0	-
3.	Tennessee	0-0	-
4.	Arkansas	0-0	-
5.	Virginia	0-0	-
6.	Florida State	0-0	-
7.	Florida	0-0	-
8.	Clemson	0-0	-
9.	Oregon State	0-0	-
10.	Duke	0-0	-
11.	Georgia	0-0	-
12.	North Carolina	0-0	-
13.	<b>Oklahoma State</b>	<b>0-0</b>	-
14.	<b>Texas</b>	<b>0-0</b>	-
15.	Vanderbilt	0-0	-
16.	NC State	0-0	-
17.	Wake Forest	0-0	-
18.	Mississippi State	0-0	-
19.	Oregon	0-0	-
20.	Kentucky	0-0	-
21.	Dallas Baptist	0-0	-
22.	Arizona	0-0	-
23.	UC Santa Barbara	0-0	-
24.	UC Irvine	0-0	-
25.	Indiana	0-0	-

## NCBWA (PRESEASON)

Rk	School	Rec.	Prev.
1.	<b>Texas A&amp;M</b>	<b>0-0</b>	-
2.	Tennessee	0-0	-
3.	Virginia	0-0	-
4.	LSU	0-0	-
5.	Arkansas	0-0	-
6.	Florida State	0-0	-
7.	Oregon State	0-0	-
8.	North Carolina	0-0	-
9.	Clemson	0-0	-
10.	Florida	0-0	-
11.	Duke	0-0	-
12.	Oregon	0-0	-
13.	Georgia	0-0	-
14.	Vanderbilt	0-0	-
T15.	NC State	0-0	-
T15.	Wake Forest	0-0	-
17.	<b>Texas</b>	<b>0-0</b>	-
18.	<b>Oklahoma State</b>	<b>0-0</b>	-
19.	Mississippi State	0-0	-
20.	Dallas Baptist	0-0	-
21.	Arizona	0-0	-
22.	UC Santa Barbara	0-0	-
23.	<b>TCU</b>	<b>0-0</b>	-
24.	Nebraska	0-0	-
25.	Indiana	0-0	-
26.	Kentucky	0-0	-
27.	<b>Southern Miss</b>	<b>0-0</b>	-
28.	<b>Troy</b>	<b>0-0</b>	-
29.	West Virginia	0-0	-
30.	Oklahoma	0-0	-

## USA TODAY (PRESEASON)

Rk	School	Rec.	Prev.
1.	<b>Texas A&amp;M</b>	<b>0-0</b>	-
2.	Tennessee	0-0	-
3.	LSU	0-0	-
4.	Virginia	0-0	-
5.	Arkansas	0-0	-
6.	Florida State	0-0	-
7.	Oregon State	0-0	-
8.	North Carolina	0-0	-
9.	Georgia	0-0	-
10.	Florida	0-0	-
11.	Clemson	0-0	-
12.	Duke	0-0	-
13.	<b>Texas</b>	<b>0-0</b>	-
14.	Oregon	0-0	-
15.	Wake Forest	0-0	-
16.	NC State	0-0	-
17.	<b>Oklahoma State</b>	<b>0-0</b>	-
18.	Vanderbilt	0-0	-
19.	Mississippi State	0-0	-
20.	Arizona	0-0	-
21.	Dallas Baptist	0-0	-
22.	UC Santa Barbara	0-0	-
23.	<b>TCU</b>	<b>0-0</b>	-
24.	Kentucky	0-0	-
T25.	<b>Troy</b>	<b>0-0</b>	-
T25.	Oklahoma	0-0	-

## PERFECT GAME (PRESEASON)

Rk	School	Rec.	Prev.
1.	<b>Texas A&amp;M</b>	<b>0-0</b>	-
2.	LSU	0-0	-
3.	Virginia	0-0	-
4.	Georgia	0-0	-
5.	Tennessee	0-0	-
6.	Florida State	0-0	-
7.	<b>Texas</b>	<b>0-0</b>	-
8.	Clemson	0-0	-
9.	Duke	0-0	-
10.	Oregon State	0-0	-
11.	Florida	0-0	-
12.	Arizona	0-0	-
13.	Arkansas	0-0	-
14.	Oregon	0-0	-
15.	Vanderbilt	0-0	-
16.	Wake Forest	0-0	-
17.	Dallas Baptist	0-0	-
18.	<b>TCU</b>	<b>0-0</b>	-
19.	North Carolina	0-0	-
20.	Oklahoma	0-0	-
21.	West Virginia	0-0	-
22.	Auburn	0-0	-
23.	<b>Coastal Carolina</b>	<b>0-0</b>	-
24.	UC Santa Barbara	0-0	-
25.	<b>Oklahoma State</b>	<b>0-0</b>	-

## TEXAS STATE RANKINGS BY WEEK

Week	D1	BA	NCBWA	PG	USA	RPI
Preseason	NR	NR	NR	NR	NR	-
Week 1	-	-	-	-	-	-
Week 2	-	-	-	-	-	-
Week 3	-	-	-	-	-	-
Week 4	-	-	-	-	-	-
Week 5	-	-	-	-	-	-
Week 6	-	-	-	-	-	-
Week 7	-	-	-	-	-	-
Week 8	-	-	-	-	-	-
Week 9	-	-	-	-	-	-
Week 10	-	-	-	-	-	-
Week 11	-	-	-	-	-	-
Week 12	-	-	-	-	-	-
Week 13	-	-	-	-	-	-
Week 14	-	-	-	-	-	-
Week 15	-	-	-	-	-	-

## SUN BELT CONFERENCE STANDINGS

Team	SBC	Pct.	Home	Away	Streak	Overall	Pct.	Home	Away	Neutral	Last 10	Streak
App State	0-0	-	0-0	0-0	L2	0-0	-	0-0	0-0	0-0	-	L1
Arkansas State	0-0	-	0-0	0-0	L7	0-0	-	0-0	0-0	0-0	-	L6
Coastal Carolina	0-0	-	0-0	0-0	W4	0-0	-	0-0	0-0	0-0	-	L1
Georgia Southern	0-0	-	0-0	0-0	W2	0-0	-	0-0	0-0	0-0	-	L1
Georgia State	0-0	-	0-0	0-0	L1	0-0	-	0-0	0-0	0-0	-	L2
James Madison	0-0	-	0-0	0-0	L1	0-0	-	0-0	0-0	0-0	-	L1
Louisiana	0-0	-	0-0	0-0	W1	0-0	-	0-0	0-0	0-0	-	L1
Marshall	0-0	-	0-0	0-0	L3	0-0	-	0-0	0-0	0-0	-	L3
Old Dominion	0-0	-	0-0	0-0	W1	0-0	-	0-0	0-0	0-0	-	L2
South Alabama	0-0	-	0-0	0-0	L1	0-0	-	0-0	0-0	0-0	-	L2
Southern Miss	0-0	-	0-0	0-0	W2	0-0	-	0-0	0-0	0-0	-	L1
<b>Texas State</b>	<b>0-0</b>	<b>-</b>	<b>0-0</b>	<b>0-0</b>	<b>L2</b>	<b>0-0</b>	<b>-</b>	<b>0-0</b>	<b>0-0</b>	<b>0-0</b>	<b>-</b>	<b>L2</b>
Troy	0-0	-	0-0	0-0	W1	0-0	-	0-0	0-0	0-0	-	L2
ULM	0-0	-	0-0	0-0	W3	0-0	-	0-0	0-0	0-0	-	W3

### UPCOMING SCHEDULE

### WEEKLY AWARDS

### PRESEASON COACHES' POLL

#### Friday, February 14

Queens at App State	2 p.m.
Morehead State at Arkansas State	3 p.m.
St. Joseph's at Coastal Carolina	3 p.m.
Old Dominion at Georgia Tech	3 p.m.
Lafayette at Southern Miss	4 p.m.
St. Louis at Troy	4 p.m.
James Madison at Florida State	4 p.m.
Belmont at Georgia State	5 p.m.
San Jose State at Louisiana	5 p.m.
Western Carolina at Georgia Southern	5:30 p.m.
<b>Binghamton at Texas State</b>	<b>6 p.m.</b>
Eastern Illinois at ULM	6 p.m.
SIUE at South Alabama	6:30 p.m.
Marshall at Hawaii	10:30 p.m.

#### Saturday, February 15

Queens at App State	12 p.m.
Lafayette at Southern Miss (DH)	12 p.m.
St. Louis at Troy	12 p.m.
Western Carolina at Georgia Southern	1 p.m.
Belmont at Georgia State	1 p.m.
San Jose State at Louisiana	1 p.m.
James Madison at Florida State	1 p.m.
Old Dominion at Georgia Tech	1 p.m.
Morehead State at Arkansas State	2 p.m.
Eastern Illinois at ULM	2 p.m.
<b>Binghamton at Texas State</b>	<b>2:30 p.m.</b>
Kansas State at Coastal Carolina	2:30 p.m.
Bellarmine at Troy	5 p.m.
Marshall at Hawaii (DH)	5 p.m.
Kent State at South Alabama	6:30 p.m.

#### Sunday, February 16

Queens at App State	12 p.m.
Western Carolina at Georgia Southern	12 p.m.
Belmont at Georgia State	12 p.m.
San Jose State at Louisiana	12 p.m.
James Madison at Florida State	12 p.m.
Old Dominion at Georgia Tech	12 p.m.
<b>Binghamton at Texas State</b>	<b>1 p.m.</b>
Morehead State at Arkansas State	1 p.m.
Lafayette at Southern Miss	1 p.m.
Bellarmine at Troy	1 p.m.
Eastern Illinois at ULM	1 p.m.
Washington at Coastal Carolina	2:30 p.m.
Eastern Kentucky at South Alabama	3 p.m.
Marshall at Hawaii	5 p.m.

#### Monday, February 17

Eastern Kentucky at South Alabama	12 p.m.
Kansas State at Coastal Carolina	2:30 p.m.

#### PLAYER OF THE WEEK

Date	Player (School)
Feb. 18	
Feb. 25	
Mar. 4	
Mar. 11	
Mar. 18	
Mar. 25	
Apr. 1	
Apr. 8	
Apr. 15	
Apr. 22	
Apr. 29	
May 6	
May 13	
May 19	

#### PITCHER OF THE WEEK

Date	Player (School)
Feb. 18	
Feb. 25	
Mar. 4	
Mar. 11	
Mar. 18	
Mar. 25	
Apr. 1	
Apr. 8	
Apr. 15	
Apr. 22	
Apr. 29	
May 6	
May 13	
May 19	

Rank	Team	1st Place Votes	Points
1.	Southern Miss	5	179
2.	Troy	4	178
3.	Louisiana	3	174
4.	Coastal Carolina	2	161
5.	Georgia Southern	-	125
6.	James Madison	-	106
7.	Old Dominion	-	105
<b>8.</b>	<b>Texas State</b>	<b>-</b>	<b>102</b>
9.	App State	-	94
10.	South Alabama	-	93
11.	Georgia State	-	49
12.	Marshall	-	46
13.	ULM	-	34
14.	Arkansas State	-	24

### PRESEASON AWARDS

**Player of the Year**..... Caden Bodine, Coastal Carolina (Jr., C)  
**Pitcher of the Year**..... Chase Morgan, Louisiana (So., SP)

### PRESEASON ALL-SUN BELT TEAM

Name	School	CL	POS
Chase Morgan	Louisiana	So.	SP
Bryce Blevins	Marshall	Jr.	SP
Colby Allen	Southern Miss	Jr.	SP
Max Kuhle	James Madison	Jr.	RP
Caden Bodine	Coastal Carolina	Jr.	C
Matthew Russo	Southern Miss	Jr.	1B
Blake Barthol	Coastal Carolina	Jr.	2B
Ozzie Pratt	Southern Miss	Sr.	SS
Lee Amedee	Louisiana	Jr.	3B
Josh Tate	Georgia Southern	Jr.	OF
Luke Waters	Old Dominion	Sr.	OF
Davis Gillespie	Southern Miss	R-So.	OF
Ryan Dooley	James Madison	Sr.	DH
Nick Monistere	Southern Miss	Jr.	UT

## LAST TIME A TEXAS STATE PLAYER...

<b>4 Hits in a game</b> .....	Ryne Farber, at #5 TCU (Feb. 20, 2024)
<b>5 Hits in a game</b> .....	Dalton Shuffield, Little Rock (Apr. 23, 2022)
<b>6+ Hits in a game</b> .....	7 - Spenser Dennis, Prairie View A&M (Mar. 24, 2009)
<b>2 Hits in an inning</b> .....	Daylan Pena, App State (Mar. 16, 2024)
<b>2 Home Runs in an inning</b> .....	Daylan Pena, App State (Mar. 16, 2024)
<b>2 Doubles in a game</b> .....	Alec Patino, #21 Troy (May 11, 2024)
<b>3 Doubles in a game</b> .....	Aaron Lugo, at McNeese (May 14, 2024)
<b>4 Doubles in a game</b> .....	Kyle Kubitz, at Stephen F. Austin (Apr. 3, 2010)
<b>2 Triples in a game</b> .....	Jonathan Ortega, Incarnate Word (Mar. 5, 2016)
<b>Lead off a game with a HR</b> .....	Ryne Farber, vs. #15 Texas (Mar. 2, 2024)
<b>2 Home Runs in a game</b> .....	August Ramirez, Incarnate Word (Apr. 23, 2024)
<b>3 Home Runs in a game</b> .....	Daylan Pena, App State (Mar. 16, 2024)
<b>4 Home Runs in a game</b> .....	Chase Mora, North Dakota State (Mar. 11, 2023)
<b>Grand Slam</b> .....	Daylan Pena (2x), UTSA (Mar. 19, 2024)
<b>2 Grand Slams in a game</b> .....	Daylan Pena, UTSA (Mar. 19, 2024)
<b>HR in consecutive AB</b> .....	Chase Mora, Old Dominion (May 4, 2024)
<b>HR in 3 straight AB</b> .....	Daylan Pena, App State (Mar. 16, 2024)
<b>HR in First Career Plate Appearance</b> .....	Samson Pugh, Youngstown State (Feb. 16, 2024)
<b>3 Consecutive HRs in First 3 Career PA</b> .....	Chase Mora, Northwestern (Feb. 18-19, 2022)
<b>HR in 3 straight games</b> .....	Chase Mora, Prairie View A&M, vs. Houston, vs. #15 Texas (Feb. 27-Mar. 2, 2024)
<b>HR in 4 straight games</b> .....	Luke Cannon, at Rice, Baylor, at Stephen F. Austin (Feb. 26-Mar. 3, 2006)
<b>Inside the Park Home Run</b> .....	Aaron Lugo, at #5 TCU (Feb. 20, 2024)
<b>Pinch-hit Home Run</b> .....	Rashawn Galloway, at ULM (Apr. 13, 2024)
<b>Back-to-Back Home Runs</b> .....	Aaron Lugo & Ian Collier, Youngstown State (Feb. 16, 2024)
<b>Back-to-Back-to-Back Home Runs</b> .....	Jose Gonzalez, Daylan Pena & August Ramirez North Dakota State (Mar. 10, 2023)
<b>Walk-Off Home Run</b> .....	Chase Mora, #21 Troy (May 12, 2024)
<b>Hit for the Cycle</b> .....	Jason Martinson, at Sam Houston (Mar. 21, 2010)
<b>4 Runs in a game</b> .....	Kameron Weil, Marshall (Apr. 16, 2023)
<b>5 Runs in a game</b> .....	Will Hollis, at Houston (Feb. 28, 2020)
<b>4 RBI in a game</b> .....	Alec Patino, #21 Troy (May 12, 2024)
<b>5 RBI in a game</b> .....	August Ramirez, Incarnate Word (Apr. 23, 2024)
<b>6 RBI in a game</b> .....	Daylan Pena, App State (Mar. 16, 2024)
<b>7 RBI in a game</b> .....	Ben Theriot, Prairie View A&M (Mar. 24, 2009)
<b>8 RBI in a game</b> .....	Daylan Pena, UTSA (Mar. 19, 2024)
<b>9 RBI in a game</b> .....	9 - Chase Mora, North Dakota State (Mar. 11, 2023)
<b>3 Sac Flies in a game</b> .....	Daylan Pena, Northwestern (Feb. 17, 2023)
<b>4 Walks in a game</b> .....	Cade Manning, at Incarnate Word (Feb. 28, 2023)
<b>5+ Walks in a game</b> .....	6 - Matt Davis, Prairie View A&M (Feb. 24 1991)* * - tied for NCAA Division I record
<b>2 Stolen Bases in a game</b> .....	Aaron Lugo, at McNeese (May 14, 2024)
<b>3 Stolen Bases in a game</b> .....	Jose Gonzalez, at South Alabama (Apr. 7, 2023)
<b>4 Stolen Bases in a game</b> .....	Adam Witek, Notre Dame (Feb. 18, 2007)
<b>2 Errors in a game</b> .....	Chase Mora, at James Madison (Mar. 24, 2024)
<b>3 Errors in a game</b> .....	Peyton Lewis, at Old Dominion - GM 2 (Apr. 29, 2023)
<b>4+ Errors in a game</b> .....	5 - Jason Martinson, at Nicholls (May 16, 2010)
<b>No-Hitter</b> .....	William Brunson, McNeese (7 inn.) (Apr. 17, 1992)
<b>Combined No-Hitter</b> .....	Glen Jacobs & Troy Clouse, Prairie View A&M (7 inn.) (Feb. 17, 1990)
<b>1-Hitter</b> .....	Taylor Black (7.0 IP), Northern Kentucky (Mar. 2, 2013)
<b>1-Hitter combined</b> .....	Z. Leigh (6.0 IP, 1 H), K. Bradford (1.0 IP, 0 H), vs. Louisiana (May 25, 2018)
<b>2-Hitter</b> .....	Scott Grist (9.0 IP), at Baylor (Apr. 3, 2015)
<b>2-Hitter combined</b> .....	A. Eaton (4.0 IP, 1 H), C. Graham (1.0 IP, 0 H), Nicholas Holbrook (1.0 IP, 0 H) D. Burke (1.0 IP, 0 H), C. O'Banan (1.0 IP, 1 H), D. Buckingham (1.0 IP, 0 H) Youngstown State (Feb. 16, 2024)
<b>3-Hitter</b> .....	Zachary Leigh (9.0 IP), UT Arlington (Apr. 1, 2021)
<b>3-Hitter combined</b> .....	T. Robie (5.0 IP, 3 H), J. Stroud (3.0 IP, 0 H), at Old Dominion - GM 1 (Apr. 29, 2023)
<b>Complete game</b> .....	Sam Hall, at James Madison (Mar. 23, 2024)
<b>Complete game shutout</b> .....	Drayton Brown, at Arkansas State (Apr. 28, 2024)
<b>Combined shutout</b> .....	C. Bush (5.2 IP, 3 H), R. McCaffety (3.1 IP, 1 H), #21 Troy (May 10, 2024)
<b>Had 10 strikeouts</b> .....	Levi Wells, at Old Dominion (Apr. 28, 2023)
<b>Had 11 strikeouts</b> .....	Zachary Leigh, Bethune-Cookman (Mar. 6, 2020)
<b>Had 12 strikeouts</b> .....	Zeke Wood, Georgia Southern (Apr. 9, 2022)
<b>Had 13 strikeouts</b> .....	Levi Wells, Marshall (Apr. 14, 2023)
<b>Had 14 strikeouts</b> .....	Carson Smith, UTSA (May 6, 2011)
<b>Had 15+ strikeouts</b> .....	17 - Justin Fiske, Nicholls (Mar. 18, 2007)

## LAST TIME A TEXAS STATE TEAM...

<b>Scored 10 runs</b> .....	at Arkansas State (Apr. 27, 2024)
<b>Scored 11 runs</b> .....	at James Madison (Mar. 22, 2024)
<b>Scored 12 runs</b> .....	UTRGV (Mar. 26, 2024)
<b>Scored 13 runs</b> .....	at ULM (Apr. 14, 2024)
<b>Scored 14 runs</b> .....	UTSA (Mar. 19, 2024)
<b>Scored 15 runs</b> .....	Southern (Mar. 12, 2022)
<b>Scored 16 runs</b> .....	Rice (Mar. 17, 2021)
<b>Scored 17 runs</b> .....	App State (Mar. 16, 2024)
<b>Scored 18 runs</b> .....	Old Dominion (May 3, 2024)
<b>Scored 19 runs</b> .....	North Dakota State (Mar. 11, 2023)
<b>Scored 20 runs</b> .....	Youngstown State (Feb. 16, 2024)
<b>Scored 21 runs</b> .....	Texas A&M-Corpus Christi (Feb. 23, 2002)
<b>Scored 22 runs</b> .....	Incarnate Word (Mar. 5, 2016)
<b>Scored 23 runs</b> .....	Prairie View A&M (Feb. 27, 2023)
<b>Scored 24 runs</b> .....	Northwestern (Feb. 19, 2023)
<b>Scored 25-26 runs</b> .....	26 - at McNeese (May 10, 2008)
<b>Scored 27-29 runs</b> .....	28- Texas Southern (Feb. 3, 2001)
<b>Scored 30 runs</b> .....	Little Rock (Apr. 23, 2022)
<b>Scored 31+ runs</b> .....	33 - Prairie View A&M (Mar. 24, 2009)
<b>Had 14 hits</b> .....	at James Madison (Mar. 23, 2024)
<b>Had 15 hits</b> .....	Old Dominion (May 3, 2024)
<b>Had 16 hits</b> .....	at UT Arlington (Apr. 16, 2022)
<b>Had 17 hits</b> .....	App State (Mar. 16, 2024)
<b>Had 18 hits</b> .....	Texas (Mar. 21, 2017)
<b>Had 19 hits</b> .....	Southern (Mar. 12, 2022)
<b>Had 20 hits</b> .....	Northwestern (Feb. 19, 2023)
<b>Had 21 hits</b> .....	Little Rock (Apr. 23, 2022)
<b>Hit 4 home runs in a game</b> .....	Ryne Farber, Daylan Pena (3), App State (Mar. 16, 2024)
<b>Hit 5 home runs in a game</b> .....	Ian Collier, Aaron Lugo, Cade Manning, Samson Pugh, Cameron Thompson Youngstown State (Feb. 16, 2024)
<b>Hit 6 home runs in a game</b> .....	John Wuthrich (2), Wesley Faison, Peyton Lewis, Daylan Pena, Justin Thompson Georgia Southern (Apr. 9, 2022)
<b>Hit 7 home runs in a game</b> .....	Chase Mora (4), Rashawn Galloway, Cade Manning, August Ramirez North Dakota State (Mar. 11, 2023)
<b>Hit 8 home runs in a game</b> .....	Chase Mora (2), Jose Gonzalez, Ryder Hernandez Carson Keithley, Ben McClain, Daylan Pena, August Ramirez Northwestern (Feb. 19, 2023)
<b>Was shutout</b> .....	at Marshall (Apr. 6, 2024)
<b>Was shutout back-to-back</b> .....	at Texas & at Troy (Apr. 18-21, 2017)
<b>Was no-hit</b> .....	McNeese (Feb. 25, 2018)
<b>Held to 1 hit</b> .....	vs. Louisiana (May 24, 2023)
<b>Held to 2 hits</b> .....	Oral Roberts (Feb. 25, 2023)
<b>Held to 3 hits</b> .....	#3 Texas A&M (Apr. 2, 2024)
<b>Swept a Sun Belt Home Series</b> .....	Georgia State (May 5-7, 2023)
<b>Swept a Sun Belt Road Series</b> .....	at Georgia State (May 19-21, 2022)
<b>Was Swept in Sun Belt Home Series</b> .....	Louisiana (Mar. 28-30, 2024)
<b>Was Swept in Sun Belt Road Series</b> .....	at Louisiana (May 12-14, 2023)
<b>Swept a Non-conference Home Series</b> .....	Youngstown State (Feb. 16-18, 2024)
<b>Swept a Non-conference Road Series</b> .....	at Houston (Feb. 19-21, 2010)
<b>Was Swept in a Non-conference Home Series</b> .....	Sam Houston (Mar. 8-10, 2024)
<b>Was Swept in a Non-conference Road Series</b> .....	at Washington (Apr. 16-18, 2021)
<b>Won a Sun Belt Home Series</b> .....	#21 Troy (May 10-12, 2024)
<b>Lost a Sun Belt Home Series</b> .....	South Alabama (Apr. 19-21, 2024)
<b>Won a Sun Belt Road Series</b> .....	at James Madison (Mar. 22-24, 2024)
<b>Lost a Sun Belt Road Series</b> .....	at Southern Miss (May 16-18, 2024)
<b>Won a Non-conference Home Series</b> .....	Youngstown State (Feb. 16-18, 2024)
<b>Lost a Non-conference Home Series</b> .....	Sam Houston (Mar. 8-10, 2024)
<b>Won a Non-conference Road Series</b> .....	at Astros Foundation College Classic (Mar. 1-3, 2024)
<b>Lost a Non-conference Road Series</b> .....	at Karbach Round Rock Classic (Feb. 23-25, 2024)
<b>Back-to-Back Shutouts</b> .....	5 - Houston, #18 TCU, Notre Dame (Feb. 28-Mar. 4, 2012)
<b>Most Consecutive Shutouts</b> .....	5 - Houston, #18 TCU, Notre Dame (Feb. 28-Mar. 4, 2012)
<b>Shutout an opponent at home</b> .....	Incarnate Word (Apr. 23, 2024)
<b>Shutout an opponent on the road</b> .....	at Arkansas State (Apr. 27, 2024)
<b>Shutout an opponent at neutral site</b> .....	vs. Rice (Mar. 1, 2019)
<b>Shutout a Sun Belt opponent at home</b> .....	Marshall (Apr. 15, 2023)
<b>Shutout a Sun Belt opponent on the road</b> .....	at Appalachian State (Mar. 25, 2017)

## HITTERS SUMMARIES

### 1 INFILDER COLE TABOR

5-9 185 L/R Junior TR  
SAN ANTONIO, TEXAS  
REAGAN HS / TEMPLE COLLEGE



#### SEASON HIGHS


#### CAREER HIGHS

H	-	-
2B	-	-
RBI	-	-
R	-	-
BB	-	-
SB	-	-

Year	GP-GS	AVG	AB	R	H	2B	3B	HR	RBI	BB	SO	SB-A
2025	-	-	-	-	-	-	-	-	-	-	-	-
<b>Total</b>	-	-	-	-	-	-	-	-	-	-	-	-

### 3 INFILDER RYNE FARBER

5-11 190 S/R Sophomore 1L  
SAN ANTONIO, TEXAS  
JOHNSON HS



#### SEASON HIGHS

#### CAREER HIGHS

H	-	4, at TCU (2/20/24)
2B	-	1, 10x, last at Southern Miss (5/16/24)
3B	-	1, Texas A&M-CC (3/5/24)
HR	-	1, 2x, last App State (3/16/24)
RBI	-	4, vs. Washington State (2/25/24)
R	-	3, Youngstown State (2/18/24)
BB	-	3, Youngstown State (2/18/24)
SB	-	1, 8x, last at Southern Miss (5/16/24)

Year	GP-GS	AVG	AB	R	H	2B	3B	HR	RBI	BB	SO	SB-A
2024	40-38	.340	141	36	48	10	1	2	25	28	9	8-10
2025	-	-	-	-	-	-	-	-	-	-	-	-
<b>Total</b>	<b>40-38</b>	<b>.340</b>	<b>141</b>	<b>36</b>	<b>48</b>	<b>10</b>	<b>1</b>	<b>2</b>	<b>25</b>	<b>28</b>	<b>9</b>	<b>8-10</b>

### 2 INFILDER CHASE MORA

6-2 175 R/R Junior 2L  
TOMBALL, TEXAS  
TOMBALL HS



#### SEASON HIGHS


#### CAREER HIGHS

H	-	4, 2x, last Incarnate Word (5/2/23)
2B	-	2, 2x, last vs. Louisiana (5/26/23)
3B	-	1, 2x, last at ULM (4/14/24)
HR	-	4, North Dakota State (3/11/23)
RBI	-	9, North Dakota State (3/11/23)
R	-	4, North Dakota State (3/11/23)
BB	-	2, 3x, last Texas A&M (4/2/24)
SB	-	1, 8x, last Incarnate Word (4/23/24)

Year	GP-GS	AVG	AB	R	H	2B	3B	HR	RBI	BB	SO	SB-A
2023	53-49	.316	196	39	62	13	1	17	57	13	53	2-4
2024	56-55	.251	223	41	56	11	1	6	49	20	44	6-6
2025	-	-	-	-	-	-	-	-	-	-	-	-
<b>Total</b>	<b>109-104</b>	<b>.282</b>	<b>419</b>	<b>80</b>	<b>118</b>	<b>24</b>	<b>2</b>	<b>23</b>	<b>106</b>	<b>33</b>	<b>97</b>	<b>8-10</b>

### 4 OUTFIELDER CAMERON THOMPSON

6-3 203 R/R Graduate 1L  
OWASSO, OKLA.  
OWASSO HS / PURDUE



#### SEASON HIGHS

#### CAREER HIGHS

H	-	3, 4x, last vs. Holy Cross (2/19/23)
2B	-	2, 3x, last Maryland (5/19/22)
3B	-	1, Ohio State (3/25/22)
HR	-	1, 19x, last Youngstown State (2/18/24)
RBI	-	4, 3x, last Indiana (4/10/22)
R	-	3, 4x, last vs. Holy Cross (2/19/23)
BB	-	3, Illinois State (3/20/22)
SB	-	1, 3x, last at UIC (5/10/23)


Year	GP-GS	AVG	AB	R	H	2B	3B	HR	RBI	BB	SO	SB-A
2021*	28-19	.214	56	7	12	3	0	2	14	6	24	0-1
2022*	50-50	.292	178	47	52	15	1	13	56	19	30	1-2
2023*	44-27	.220	91	14	20	6	0	2	13	7	20	2-2
2024	13-12	.250	44	8	11	2	0	2	6	3	14	0-0
2025	-	-	-	-	-	-	-	-	-	-	-	-
<b>TXST</b>	<b>13-12</b>	<b>.250</b>	<b>44</b>	<b>8</b>	<b>11</b>	<b>2</b>	<b>0</b>	<b>2</b>	<b>6</b>	<b>3</b>	<b>14</b>	<b>0-0</b>
<b>Total</b>	<b>#</b>	<b>.257</b>	<b>369</b>	<b>76</b>	<b>95</b>	<b>26</b>	<b>1</b>	<b>19</b>	<b>89</b>	<b>35</b>	<b>88</b>	<b>3-5</b>

\* Played at Purdue

## HITTERS SUMMARIES

### 6 OUTFIELDER ALAN SHIBLEY

6-0 205 L/R R-Senior TR  
SAPULPA, OKLA.  
SAPULPA HS / WASHINGTON STATE



#### SEASON HIGHS

#### CAREER HIGHS

H	-	3, at Utah Tech (2/16/24)
2B	-	2, at Utah Tech (2/16/24)
3B	-	1, 2x, last vs. UC Riverside (2/19/23)
HR	-	1, 5x, last at Oregon (5/18/24)
RBI	-	3, at Utah Tech (2/17/24)
R	-	2, 5x, last at Oregon (5/18/24)
BB	-	2, Rhode Island (3/2/24)
SB	-	2, Utah (3/8/24)

Year	GP-GS	AVG	AB	R	H	2B	3B	HR	RBI	BB	SO	SB-A
2023*	9-8	.156	32	2	5	0	2	0	4	1	10	0-0
2024*	42-38	.215	149	23	32	8	3	5	22	19	44	5-7
2025	-	-	-	-	-	-	-	-	-	-	-	-
<b>Total</b>	<b>51-46</b>	<b>.204</b>	<b>181</b>	<b>25</b>	<b>37</b>	<b>8</b>	<b>5</b>	<b>5</b>	<b>26</b>	<b>20</b>	<b>54</b>	<b>5-7</b>

\* Played at Washington State

### 9 OUTFIELDER TRAVIS BRAGG

5-8 203 L/L Junior TR  
LEAGUE CITY, TEXAS  
CLEAR FALLS HS / VERNON COLLEGE



#### SEASON HIGHS

#### CAREER HIGHS

H	-	-
2B	-	-
RBI	-	-
R	-	-
BB	-	-
SB	-	-

Year	GP-GS	AVG	AB	R	H	2B	3B	HR	RBI	BB	SO	SB-A
2025	-	-	-	-	-	-	-	-	-	-	-	-
<b>Total</b>	-	-	-	-	-	-	-	-	-	-	-	-

### 8 OUTFIELDER SAMSON PUGH

6-0 203 R/R Sophomore 1L  
MONTGOMERY, TEXAS  
LAKE CREEK HS



#### SEASON HIGHS

#### CAREER HIGHS

H	-	1, 3x, last at McNeese (5/14/24)
2B	-	-
HR	-	1, 2x, last at McNeese (5/14/24)
RBI	-	2, Prairie View A&M (2/27/24)
R	-	2, at McNeese (5/14/24)
BB	-	3, at McNeese (5/14/24)
SB	-	-

Year	GP-GS	AVG	AB	R	H	2B	3B	HR	RBI	BB	SO	SB-A
2024	25-3	.167	18	8	3	0	0	2	4	4	2	0-0
2025	-	-	-	-	-	-	-	-	-	-	-	-
<b>Total</b>	-	-	-	-	-	-	-	-	-	-	-	-

### 12 OUTFIELDER ZACHARY GINGRICH

6-0 202 L/R Freshman HS  
SPRING BRANCH, TEXAS  
SMITHSON VALLEY HS



#### SEASON HIGHS

#### CAREER HIGHS

H	-	-
2B	-	-
RBI	-	-
R	-	-
BB	-	-
SB	-	-

Year	GP-GS	AVG	AB	R	H	2B	3B	HR	RBI	BB	SO	SB-A
2025	-	-	-	-	-	-	-	-	-	-	-	-
<b>Total</b>	-	-	-	-	-	-	-	-	-	-	-	-

## HITTERS SUMMARIES

### 14 INFIELDER KUTTER WEBB

5-11 180 L/R Freshman HS  
SAN MARCOS, TEXAS  
SAN MARCOS HS



#### SEASON HIGHS

#### CAREER HIGHS

H	-	-
2B	-	-
RBI	-	-
R	-	-
BB	-	-
SB	-	-

Year	GP-GS	AVG	AB	R	H	2B	3B	HR	RBI	BB	SO	SB-A
2025	-	-	-	-	-	-	-	-	-	-	-	-
<b>Total</b>	-	-	-	-	-	-	-	-	-	-	-	-

### 17 OUTFIELDER ROCCO GARZA-GONGORA

6-0 175 L/L Junior TR  
LAREDO, TEXAS  
JOHN B. ALEXANDER HS / OKLAHOMA



#### SEASON HIGHS

#### CAREER HIGHS

H	-	4, at Gonzaga (5/13/23)
2B	-	1, 8x, last at Cincinnati (5/17/24)
3B	-	1, vs. Mississippi State (3/4/23)
HR	-	1, 3x, last TCU (3/17/23)
RBI	-	3, 5x, last at Cincinnati (5/17/24)
R	-	4, at Gonzaga (5/13/23)
BB	-	2, 2x, last Kansas State (4/14/24)
SB	-	1, 5x, last Nebraska (2/18/24)

Year	GP-GS	AVG	AB	R	H	2B	3B	HR	RBI	BB	SO	SB-A
2023*	51-43	.293	164	29	48	6	1	3	27	15	44	4-6
2024*	23-17	.224	58	8	13	2	0	0	11	9	14	1-2
2025	-	-	-	-	-	-	-	-	-	-	-	-
<b>Total</b>	<b>74-60</b>	<b>.275</b>	<b>222</b>	<b>37</b>	<b>61</b>	<b>8</b>	<b>1</b>	<b>3</b>	<b>38</b>	<b>24</b>	<b>58</b>	<b>5-8</b>

\* Played at Oklahoma

### 16 INFIELDER DAWSON PARK

5-11 167 R/R Freshman HS  
MAGNOLIA, TEXAS  
MAGNOLIA WEST HS



#### SEASON HIGHS

#### CAREER HIGHS

H	-	-
2B	-	-
RBI	-	-
R	-	-
BB	-	-
SB	-	-

Year	GP-GS	AVG	AB	R	H	2B	3B	HR	RBI	BB	SO	SB-A
2025	-	-	-	-	-	-	-	-	-	-	-	-
<b>Total</b>	-	-	-	-	-	-	-	-	-	-	-	-

### 20 INFIELDER JUSTIN VOSSOS

6-0 180 R/R R-Sophomore TR  
MISSOURI CITY, TEXAS  
RIDGE POINT HS / TEXAS A&M



#### SEASON HIGHS

#### CAREER HIGHS

H	-	1, 2x, last Air Force (4/16/24)
2B	-	-
RBI	-	-
R	-	1, 3x, last Sam Houston (3/12/24)
BB	-	1, Sam Houston (3/12/24)
SB	-	-


Year	GP-GS	AVG	AB	R	H	2B	3B	HR	RBI	BB	SO	SB-A
2024*	7-1	.250	8	3	2	0	0	0	0	1	3	0-0
2025	-	-	-	-	-	-	-	-	-	-	-	-
<b>Total</b>	<b>7-1</b>	<b>.250</b>	<b>8</b>	<b>3</b>	<b>2</b>	<b>0</b>	<b>0</b>	<b>0</b>	<b>0</b>	<b>1</b>	<b>3</b>	<b>0-0</b>

\* Played at Texas A&M

## HITTERS SUMMARIES

### 24 INFILDER/OUTFIELDER ETHAN FARRIS

6-5 230 R/R Sophomore 1L  
CYPRESS, TEXAS  
CY WOODS HS



#### SEASON HIGHS

#### CAREER HIGHS

H	-	2, 3x, last at Texas (4/10/24)
2B	-	1, 2x, last at Texas (4/10/24)
RBI	-	2, 2x, last App State (3/16/24)
R	-	2, Prairie View A&M (2/27/24)
BB	-	2, Prairie View A&M (2/27/24)
SB	-	-

Year	GP-GS	AVG	AB	R	H	2B	3B	HR	RBI	BB	SO	SB-A
2024	21-15	.183	60	9	11	2	0	0	6	7	14	0-0
2025	-	-	-	-	-	-	-	-	-	-	-	-
<b>Total</b>	<b>21-15</b>	<b>.183</b>	<b>60</b>	<b>9</b>	<b>11</b>	<b>2</b>	<b>0</b>	<b>0</b>	<b>6</b>	<b>7</b>	<b>14</b>	<b>0-0</b>

### 27 INFILDER COY DEFURY

6-3 218 L/R Junior TR  
MELISSA, TEXAS  
MELISSA HS / BLINN COLLEGE



#### SEASON HIGHS

#### CAREER HIGHS

H	-	-
2B	-	-
RBI	-	-
R	-	-
BB	-	-
SB	-	-

Year	GP-GS	AVG	AB	R	H	2B	3B	HR	RBI	BB	SO	SB-A
2025	-	-	-	-	-	-	-	-	-	-	-	-
<b>Total</b>	<b>-</b>	<b>-</b>	<b>-</b>	<b>-</b>	<b>-</b>	<b>-</b>	<b>-</b>	<b>-</b>	<b>-</b>	<b>-</b>	<b>-</b>	<b>-</b>

### 25 CATCHER IAN COLLIER

6-1 218 R/R Senior 1L  
PLANO, TEXAS  
TRINITY CHRISTIAN ACADEMY / BLINN COLLEGE



#### SEASON HIGHS


#### CAREER HIGHS

H	-	2, 3x, last at Marshall (4/7/24)
2B	-	1, 3x, last at Marshall (4/7/24)
HR	-	1, 2x, last at ULM (4/14/24)
RBI	-	3, Youngstown State (2/16/24)
R	-	2, at Marshall (4/7/24)
BB	-	1, 3x, last at ULM (4/14/24)
SB	-	-

Year	GP-GS	AVG	AB	R	H	2B	3B	HR	RBI	BB	SO	SB-A
2024	17-13	.261	46	6	12	3	0	2	7	3	14	0-0
2025	-	-	-	-	-	-	-	-	-	-	-	-
<b>Total</b>	<b>17-13</b>	<b>.261</b>	<b>46</b>	<b>6</b>	<b>12</b>	<b>3</b>	<b>0</b>	<b>2</b>	<b>7</b>	<b>3</b>	<b>14</b>	<b>0-0</b>

### 28 OUTFIELDER TRENT RUCKER

6-3 190 R/R Junior TR  
FAIRVIEW, TEXAS  
LOVEJOY HS / TEMPLE COLLEGE



#### SEASON HIGHS

#### CAREER HIGHS


H	-	-
2B	-	-
RBI	-	-
R	-	-
BB	-	-
SB	-	-

Year	GP-GS	AVG	AB	R	H	2B	3B	HR	RBI	BB	SO	SB-A
2025	-	-	-	-	-	-	-	-	-	-	-	-
<b>Total</b>	<b>-</b>	<b>-</b>	<b>-</b>	<b>-</b>	<b>-</b>	<b>-</b>	<b>-</b>	<b>-</b>	<b>-</b>	<b>-</b>	<b>-</b>	<b>-</b>

## HITTERS SUMMARIES

### 41 CATCHER THEO KUMMER

5-11 190 R/R Junior TR  
DALLAS, TEXAS  
JOHN PAUL II HS / NAVARRO COLLEGE



#### SEASON HIGHS

#### CAREER HIGHS

H	-	-
2B	-	-
RBI	-	-
R	-	-
BB	-	-
SB	-	-

Year	GP-GS	AVG	AB	R	H	2B	3B	HR	RBI	BB	SO	SB-A
2025	-	-	-	-	-	-	-	-	-	-	-	-
<b>Total</b>	-	-	-	-	-	-	-	-	-	-	-	-

### 43 OUTFIELDER CADEN BAKER

5-7 162 L/R Freshman HS  
HOUSTON, TEXAS  
STRATFORD HS



#### SEASON HIGHS

#### CAREER HIGHS

H	-	-
2B	-	-
RBI	-	-
R	-	-
BB	-	-
SB	-	-

Year	GP-GS	AVG	AB	R	H	2B	3B	HR	RBI	BB	SO	SB-A
2025	-	-	-	-	-	-	-	-	-	-	-	-
<b>Total</b>	-	-	-	-	-	-	-	-	-	-	-	-

### 42 CATCHER AUSTIN MUNGUIA

5-10 190 R/R Senior TR  
ROUND ROCK, TEXAS  
ROUND ROCK HS / NEW MEXICO



#### SEASON HIGHS

#### CAREER HIGHS

H	-	1, UNLV (3/9/24)
2B	-	-
RBI	-	-
R	-	-
BB	-	-
SB	-	-

Year	GP-GS	AVG	AB	R	H	2B	3B	HR	RBI	BB	SO	SB-A
2024*	6-0	.250	4	0	1	0	0	0	0	0	2	0-0
2025	-	-	-	-	-	-	-	-	-	-	-	-
<b>Total</b>	<b>6-0</b>	<b>.250</b>	<b>4</b>	<b>0</b>	<b>1</b>	<b>0</b>	<b>0</b>	<b>0</b>	<b>0</b>	<b>0</b>	<b>2</b>	<b>0-0</b>

\* Played at New Mexico

### 44 CATCHER RASHAWN GALLOWAY

6-0 196 R/R Junior 2L  
BOERNE, TEXAS  
BOERNE HS



#### SEASON HIGHS

#### CAREER HIGHS

H	-	3, 5x, last at James Madison (3/23/24)
2B	-	2, 2x, last at James Madison (3/23/24)
3B	-	1, 2x, last App State (3/16/24)
HR	-	1, 3x, last at ULM (4/13/24)
RBI	-	3, 2x, last at ULM (4/13/24)
R	-	3, App State (3/16/24)
BB	-	2, 2x, last UTRGV (3/26/24)
SB	-	1, at Incarnate Word (2/28/23)

Year	GP-GS	AVG	AB	R	H	2B	3B	HR	RBI	BB	SO	SB-A
2023	32-23	.290	93	18	27	6	0	1	12	8	7	1-1
2024	37-29	.279	111	20	31	6	2	2	19	16	17	0-0
2025	-	-	-	-	-	-	-	-	-	-	-	-
<b>Total</b>	<b>69-52</b>	<b>.284</b>	<b>204</b>	<b>38</b>	<b>58</b>	<b>12</b>	<b>2</b>	<b>3</b>	<b>31</b>	<b>24</b>	<b>24</b>	<b>1-1</b>

## PITCHERS SUMMARIES

### 7 LEFT-HANDED PITCHER **ALEX VALENTIN**

6-0 225 L/L Sophomore TR  
HOLLYWOOD, FLA.  
ESB ACADEMY / NOVA SOUTHEASTERN



#### SEASON HIGH

#### CAREER HIGH

IP	-	5.2, at St. Leo (4/6/24)
H	-	8, at St. Leo (4/6/24)
R	-	5, 3x, last at Barry (5/4/24)
ER	-	5, 2x, last at Barry (5/4/24)
BB	-	5, 2x, last at Florida Southern (4/20/24)
K	-	11, at Florida Tech (2/25/24)

#### 2025

Date	Opponent	IP	H	R	ER	BB	SO	DEC
-	-	-	-	-	-	-	-	-

Year	ERA	W-L	SV	AP	GS	IP	H	R	ER	BB	SO	AVG
2024*	5.87	3-3	0	12	9	46.0	48	34	30	28	58	.261
2025	-	-	-	-	-	-	-	-	-	-	-	-
<b>Total</b>	<b>5.87</b>	<b>3-3</b>	<b>0</b>	<b>12</b>	<b>9</b>	<b>46.0</b>	<b>48</b>	<b>34</b>	<b>30</b>	<b>28</b>	<b>58</b>	<b>.261</b>

\* Played at Nova Southeastern

### 11 RIGHT-HANDED PITCHER **TAYLOR SEAY**

6-2 185 R/R R-Junior 1L  
LAKE JACKSON, TEXAS  
BRAZOSWOOD HS / ANGELINA COLLEGE



#### SEASON HIGH

#### CAREER HIGH

IP	-	2.2, at McNeese (5/14/24)
H	-	4, 2x, last at ULM (4/14/24)
R	-	3, 2x, last at ULM (4/14/24)
ER	-	3, 2x, last at ULM (4/14/24)
BB	-	2, 4x, last Old Dominion (5/4/24)
K	-	2, 6x, last at McNeese (5/14/24)

#### 2025

Date	Opponent	IP	H	R	ER	BB	SO	DEC
-	-	-	-	-	-	-	-	-

Year	ERA	W-L	SV	AP	GS	IP	H	R	ER	BB	SO	AVG
2024	6.05	2-0	0	25	0	19.1	24	15	13	16	17	.324
2025	-	-	-	-	-	-	-	-	-	-	-	-
<b>Total</b>	<b>6.05</b>	<b>2-0</b>	<b>0</b>	<b>25</b>	<b>0</b>	<b>19.1</b>	<b>24</b>	<b>15</b>	<b>13</b>	<b>16</b>	<b>17</b>	<b>.324</b>

### 10 RIGHT-HANDED PITCHER **MATTHEW TIPPIE**

6-4 210 R/R Senior 1L  
WIMBERLEY, TEXAS  
WIMBERLEY HS / ANGELINA COLLEGE



#### SEASON HIGH

#### CAREER HIGH

IP	-	3.0, at Tarelton State (3/12/24)
H	-	2, 6x, last at UTSA (4/30/24)
R	-	4, Louisiana (3/30/24)
ER	-	4, Louisiana (3/30/24)
BB	-	3, Louisiana (3/30/24)
K	-	5, at Tarleton State (3/12/24)

#### 2025

Date	Opponent	IP	H	R	ER	BB	SO	DEC
-	-	-	-	-	-	-	-	-

Year	ERA	W-L	SV	AP	GS	IP	H	R	ER	BB	SO	AVG
2024	5.48	2-1	1	18	0	21.1	17	13	13	13	27	.218
2025	-	-	-	-	-	-	-	-	-	-	-	-
<b>Total</b>	<b>5.48</b>	<b>2-1</b>	<b>1</b>	<b>18</b>	<b>0</b>	<b>21.1</b>	<b>17</b>	<b>13</b>	<b>13</b>	<b>13</b>	<b>27</b>	<b>.218</b>

### 13 LEFT-HANDED PITCHER **JESUS TOVAR**

6-0 167 L/L R-Junior TR  
EL PASO, TEXAS  
MONTWOOD HS / NEW MEXICO JC



#### SEASON HIGH

#### CAREER HIGH

IP	-	-
H	-	-
R	-	-
ER	-	-
BB	-	-
K	-	-

#### 2025

Date	Opponent	IP	H	R	ER	BB	SO	DEC
-	-	-	-	-	-	-	-	-

Year	ERA	W-L	SV	AP	GS	IP	H	R	ER	BB	SO	AVG
2025	-	-	-	-	-	-	-	-	-	-	-	-
<b>Total</b>	<b>-</b>	<b>-</b>	<b>-</b>	<b>-</b>	<b>-</b>	<b>-</b>	<b>-</b>	<b>-</b>	<b>-</b>	<b>-</b>	<b>-</b>	<b>-</b>

## PITCHERS SUMMARIES

### 15 RIGHT-HANDED PITCHER **CAMERON O'BANAN**

6-3 193 R/R R-Junior 1L  
DRIPPING SPRINGS, TEXAS  
DRIPPING SPRINGS HS / TEXAS



	SEASON HIGH	CAREER HIGH
--	-------------	-------------

<b>IP</b>	-	2.0, 2x, last Troy (5/11/24)
<b>H</b>	-	2, 5x, last South Alabama (4/20/24)
<b>R</b>	-	3, 4x, last South Alabama (4/20/24)
<b>ER</b>	-	3, 4x, last South Alabama (4/20/24)
<b>BB</b>	-	1, 4x, last South Alabama (4/20/24)
<b>K</b>	-	3, Troy (5/11/24)

#### 2025

Date	Opponent	IP	H	R	ER	BB	SO	DEC
-	-	-	-	-	-	-	-	-

Year	ERA	W-L	SV	AP	GS	IP	H	R	ER	BB	SO	AVG
2023*	40.50	0-1	0	1	0	0.2	2	3	3	1	2	.500
2024	7.71	0-0	0	13	0	14.0	12	13	12	3	14	.235
2025	-	-	-	-	-	-	-	-	-	-	-	-
<b>TXST</b>	<b>7.71</b>	<b>0-0</b>	<b>0</b>	<b>13</b>	<b>0</b>	<b>14.0</b>	<b>12</b>	<b>13</b>	<b>12</b>	<b>3</b>	<b>14</b>	<b>.235</b>
<b>Total</b>	<b>9.20</b>	<b>0-1</b>	<b>0</b>	<b>14</b>	<b>0</b>	<b>14.2</b>	<b>14</b>	<b>16</b>	<b>15</b>	<b>4</b>	<b>16</b>	<b>.255</b>

\* Played at Texas

### 19 RIGHT-HANDED PITCHER **DYLAN KERBOW**

6-1 210 L/R R-Junior 2L  
THE WOODLANDS, TEXAS  
THE WOODLANDS HS



	SEASON HIGH	CAREER HIGH
--	-------------	-------------

<b>IP</b>	-	1.2, at Coastal Carolina (3/24/23)
<b>H</b>	-	2, 2x, last HCU (3/22/23)
<b>R</b>	-	2, 2x, last at Coastal Carolina (3/24/23)
<b>ER</b>	-	2, 2x, last at Coastal Carolina (3/24/23)
<b>BB</b>	-	3, Baylor (4/12/22)
<b>K</b>	-	2, North Dakota State (3/10/23)

#### 2025

Date	Opponent	IP	H	R	ER	BB	SO	DEC
-	-	-	-	-	-	-	-	-

Year	ERA	W-L	SV	AP	GS	IP	H	R	ER	BB	SO	AVG
2022	18.00	0-0	0	2	0	1.0	2	2	2	4	0	.400
2023	9.00	1-0	0	4	0	4.0	4	4	4	1	5	.235
2025	-	-	-	-	-	-	-	-	-	-	-	-
<b>Total</b>	<b>10.80</b>	<b>1-0</b>	<b>0</b>	<b>6</b>	<b>0</b>	<b>5.0</b>	<b>6</b>	<b>6</b>	<b>6</b>	<b>5</b>	<b>5</b>	<b>.273</b>

### 18 RIGHT-HANDED PITCHER **JOHN ALKIRE**

6-0 178 R/R Junior TR  
FOLSOM, CALIF.  
FOLSOM HS / GALVESTON COLLEGE



	SEASON HIGH	CAREER HIGH
--	-------------	-------------

<b>IP</b>	-	-
<b>H</b>	-	-
<b>R</b>	-	-
<b>ER</b>	-	-
<b>BB</b>	-	-
<b>K</b>	-	-

#### 2025

Date	Opponent	IP	H	R	ER	BB	SO	DEC
-	-	-	-	-	-	-	-	-

Year	ERA	W-L	SV	AP	GS	IP	H	R	ER	BB	SO	AVG
2025	-	-	-	-	-	-	-	-	-	-	-	-
<b>Total</b>	-	-	-	-	-	-	-	-	-	-	-	-

### 21 LEFT-HANDED PITCHER **BRAYLIN TIMMINS**

6-1 172 L/L Junior TR  
GRAND PRAIRIE, TEXAS  
S. GRANDE PRAIRIE HS / WEATHERFORD COLLEGE



	SEASON HIGH	CAREER HIGH
--	-------------	-------------

<b>IP</b>	-	-
<b>H</b>	-	-
<b>R</b>	-	-
<b>ER</b>	-	-
<b>BB</b>	-	-
<b>K</b>	-	-

#### 2025

Date	Opponent	IP	H	R	ER	BB	SO	DEC
-	-	-	-	-	-	-	-	-

Year	ERA	W-L	SV	AP	GS	IP	H	R	ER	BB	SO	AVG
2025	-	-	-	-	-	-	-	-	-	-	-	-
<b>Total</b>	-	-	-	-	-	-	-	-	-	-	-	-

## PITCHERS SUMMARIES

### 23 RIGHT-HANDED PITCHER **JACKSON TEER**

6-1 227 R/R R-Senior TR  
SAN ANTONIO, TEXAS  
JOHNSON HS / TRINITY



#### SEASON HIGH

#### CAREER HIGH

IP	-	9.0, Wisconsin-Whitewater (3/2/24)
H	-	7, Babson (2/26/23)
R	-	8, Babson (2/26/23)
ER	-	6, at Pacific (Ore.) (5/19/23)
BB	-	4, 2x, last vs. Southwestern (5/4/24)
K	-	20, Wisconsin-Whitewater (3/2/24)

#### 2025

Date	Opponent	IP	H	R	ER	BB	SO	DEC
-	-	-	-	-	-	-	-	-

Year	ERA	W-L	SV	AP	GS	IP	H	R	ER	BB	SO	AVG
2022 <sup>^</sup>	7.50	1-1	0	12	0	18.0	28	18	15	5	10	.337
2023*	2.71	9-1	0	14	14	86.1	69	32	26	16	79	.214
2024*	1.05	8-1	0	12	12	77.1	45	13	9	17	112	.171
2025	-	-	-	-	-	-	-	-	-	-	-	-
<b>Total</b>	<b>2.48</b>	<b>18-3</b>	<b>0</b>	<b>38</b>	<b>26</b>	<b>181.2</b>	<b>140</b>	<b>63</b>	<b>50</b>	<b>38</b>	<b>201</b>	<b>.212</b>

\* Played at Trinity

<sup>^</sup> Played at Texas A&M-Kingsville

### 29 RIGHT-HANDED PITCHER **CONNER DOUCET**

6-1 219 R/R Junior TR  
THE WOODLANDS, TEXAS  
THE WOODLANDS HS / WHARTON COLLEGE



#### SEASON HIGH

#### CAREER HIGH

IP	-	0.2, Grambling (3/21/23)
H	-	1, Grambling (3/21/23)
R	-	-
ER	-	-
BB	-	-
K	-	-

#### 2025

Date	Opponent	IP	H	R	ER	BB	SO	DEC
-	-	-	-	-	-	-	-	-

Year	ERA	W-L	SV	AP	GS	IP	H	R	ER	BB	SO	AVG
2023*	0.00	0-0	0	1	0	0.2	1	0	0	0	0	.500
2025	-	-	-	-	-	-	-	-	-	-	-	-
<b>Total</b>	<b>0.00</b>	<b>0-0</b>	<b>0</b>	<b>1</b>	<b>0</b>	<b>0.2</b>	<b>1</b>	<b>0</b>	<b>0</b>	<b>0</b>	<b>0</b>	<b>.500</b>

\* Played at Louisiana

### 26 RIGHT-HANDED PITCHER **CARSON LAWS**

6-1 186 R/R Junior TR  
SAN ANTONIO, TEXAS  
CLARK HS / MIDLAND COLLEGE



#### SEASON HIGH

#### CAREER HIGH

IP	-	-
H	-	-
R	-	-
ER	-	-
BB	-	-
K	-	-

#### 2025

Date	Opponent	IP	H	R	ER	BB	SO	DEC
-	-	-	-	-	-	-	-	-

Year	ERA	W-L	SV	AP	GS	IP	H	R	ER	BB	SO	AVG
2025	-	-	-	-	-	-	-	-	-	-	-	-
<b>Total</b>	-	-	-	-	-	-	-	-	-	-	-	-

### 31 RIGHT-HANDED PITCHER **SHANE CONNELL**

6-1 219 R/R Junior TR  
TOMBALL, TEXAS  
KLEIN OAK HS / BLINN COLLEGE



#### SEASON HIGH

#### CAREER HIGH

IP	-	-
H	-	-
R	-	-
ER	-	-
BB	-	-
K	-	-

#### 2025


Date	Opponent	IP	H	R	ER	BB	SO	DEC
-	-	-	-	-	-	-	-	-

Year	ERA	W-L	SV	AP	GS	IP	H	R	ER	BB	SO	AVG
2025	-	-	-	-	-	-	-	-	-	-	-	-
<b>Total</b>	-	-	-	-	-	-	-	-	-	-	-	-

## PITCHERS SUMMARIES

### 32 LEFT-HANDED PITCHER **RYAN LAWTON**

5-11 190 L/L Junior TR  
FLOWER MOUND, TEXAS  
MARCUS HS / VERNON COLLEGE



#### SEASON HIGH

#### CAREER HIGH

IP	-	-
H	-	-
R	-	-
ER	-	-
BB	-	-
K	-	-

#### 2025

Date	Opponent	IP	H	R	ER	BB	SO	DEC
-	-	-	-	-	-	-	-	-

Year	ERA	W-L	SV	AP	GS	IP	H	R	ER	BB	SO	AVG
2025	-	-	-	-	-	-	-	-	-	-	-	-
<b>Total</b>	-	-	-	-	-	-	-	-	-	-	-	-

### 35 RIGHT-HANDED PITCHER **COLBY DIAZ**

6-1 195 R/R Junior 2L  
LEANDER, TEXAS  
ROUSE HS



#### SEASON HIGH

#### CAREER HIGH

IP	-	3.1, at Incarnate Word (2/28/23)
H	-	4, at Incarnate Word (2/28/23)
R	-	4, North Dakota St. (3/11/23)
ER	-	4, North Dakota St. (3/11/23)
BB	-	3, at McNeese (5/14/24)
K	-	3, at Incarnate Word (2/28/23)

#### 2025

Date	Opponent	IP	H	R	ER	BB	SO	DEC
-	-	-	-	-	-	-	-	-

Year	ERA	W-L	SV	AP	GS	IP	H	R	ER	BB	SO	AVG
2023	14.09	0-1	0	5	2	7.2	13	14	12	8	4	.382
2024	13.50	0-0	0	6	0	4.0	6	7	6	8	0	.400
2025	-	-	-	-	-	-	-	-	-	-	-	-
<b>Total</b>	<b>13.89</b>	<b>0-1</b>	<b>0</b>	<b>11</b>	<b>2</b>	<b>11.2</b>	<b>19</b>	<b>21</b>	<b>18</b>	<b>16</b>	<b>4</b>	<b>.388</b>

### 34 RIGHT-HANDED PITCHER **HAYDE KEY**

6-0 195 R/R R-Junior TR  
MISSOURI CITY, TEXAS  
RIDGE POINT HS / TEXAS TECH



#### SEASON HIGH

#### CAREER HIGH

IP	-	3.0, 2x, last Stephen F. Austin (4/14/21)
H	-	4, Stephen F. Austin (4/14/21)
R	-	4, Stephen F. Austin (4/14/21)
ER	-	4, Stephen F. Austin (4/14/21)
BB	-	2, Gonzaga (3/10/21)
K	-	5, vs. Texas State (3/5/21)

#### 2025

Date	Opponent	IP	H	R	ER	BB	SO	DEC
-	-	-	-	-	-	-	-	-

Year	ERA	W-L	SV	AP	GS	IP	H	R	ER	BB	SO	AVG
2021*	5.52	2-0	0	10	1	14.2	15	9	9	6	17	.263
2025	-	-	-	-	-	-	-	-	-	-	-	-
<b>Total</b>	<b>5.52</b>	<b>2-0</b>	<b>0</b>	<b>10</b>	<b>1</b>	<b>14.2</b>	<b>15</b>	<b>9</b>	<b>9</b>	<b>6</b>	<b>17</b>	<b>.263</b>

\* Played at Texas Tech

### 36 RIGHT-HANDED PITCHER **SAM HALL**

6-3 210 R/R Junior 1L  
BEAUMONT, TEXAS  
WEST BROOK HS / PANOLA COLLEGE



#### SEASON HIGH

#### CAREER HIGH

IP	-	9.0, at James Madison (3/23/24)
H	-	8, vs. LSU (3/3/24)
R	-	6, 2x, last at ULM (4/13/24)
ER	-	6, 2x, last at ULM (4/13/24)
BB	-	4, at Marshall (4/6/24)
K	-	9, at Arkansas State (4/26/24)

#### 2025


Date	Opponent	IP	H	R	ER	BB	SO	DEC
-	-	-	-	-	-	-	-	-

Year	ERA	W-L	SV	AP	GS	IP	H	R	ER	BB	SO	AVG
2024	5.28	1-5	1	12	7	46.0	51	27	27	15	36	.280
2025	-	-	-	-	-	-	-	-	-	-	-	-
<b>Total</b>	<b>5.28</b>	<b>1-5</b>	<b>1</b>	<b>12</b>	<b>7</b>	<b>46.0</b>	<b>51</b>	<b>27</b>	<b>27</b>	<b>15</b>	<b>36</b>	<b>.280</b>

## PITCHERS SUMMARIES

### 38 RIGHT-HANDED PITCHER **BRYSON DUDLEY**

6-3 220 R/R Junior TR  
ROUND ROCK, TEXAS  
CEDAR RIDGE HS / BLINN COLLEGE



#### SEASON HIGH

#### CAREER HIGH

IP	-	-
H	-	-
R	-	-
ER	-	-
BB	-	-
K	-	-

#### 2025

Date	Opponent	IP	H	R	ER	BB	SO	DEC
-	-	-	-	-	-	-	-	-

Year	ERA	W-L	SV	AP	GS	IP	H	R	ER	BB	SO	AVG
2025	-	-	-	-	-	-	-	-	-	-	-	-
<b>Total</b>	-	-	-	-	-	-	-	-	-	-	-	-

### 45 LEFT-HANDED PITCHER **JACKSON MAYO**

6-2 178 L/L Junior TR  
HOUSTON, TEXAS  
MEMORIAL HS / RICE



#### SEASON HIGH

#### CAREER HIGH

IP	-	3.0, Prairie View A&M (3/5/24)
H	-	4, at Texas A&M (5/7/24)
R	-	5, LSU (2/28/24)
ER	-	5, LSU (2/28/24)
BB	-	5, Notre Dame (2/18/24)
K	-	4, Prairie View A&M (3/5/24)

#### 2025

Date	Opponent	IP	H	R	ER	BB	SO	DEC
-	-	-	-	-	-	-	-	-

Year	ERA	W-L	SV	AP	GS	IP	H	R	ER	BB	SO	AVG
2024	11.00	1-0	0	6	1	9.0	7	11	11	13	11	.212
2025	-	-	-	-	-	-	-	-	-	-	-	-
<b>Total</b>	<b>11.00</b>	<b>1-0</b>	<b>0</b>	<b>6</b>	<b>1</b>	<b>9.0</b>	<b>7</b>	<b>11</b>	<b>11</b>	<b>13</b>	<b>11</b>	<b>.212</b>

\* Played at Rice

### 40 RIGHT-HANDED PITCHER **AUSTIN EATON**

6-1 227 R/R R-Senior 1L  
FRISCO, TEXAS  
LONE STAR HS / NAVARRO COLLEGE



#### SEASON HIGH

#### CAREER HIGH

IP	-	7.0, App State (3/15/24)
H	-	7, at James Madison (3/22/24)
R	-	5, 2x, last at James Madison (3/22/24)
ER	-	5, vs. Kansas (2/23/24)
BB	-	4, Youngstown State (2/16/24)
K	-	9, at ULM (4/12/24)

#### 2025

Date	Opponent	IP	H	R	ER	BB	SO	DEC
-	-	-	-	-	-	-	-	-

Year	ERA	W-L	SV	AP	GS	IP	H	R	ER	BB	SO	AVG
2024	5.27	4-4	0	14	10	56.1	63	37	33	22	43	.276
2025	-	-	-	-	-	-	-	-	-	-	-	-
<b>Total</b>	<b>5.27</b>	<b>4-4</b>	<b>0</b>	<b>14</b>	<b>10</b>	<b>56.1</b>	<b>63</b>	<b>37</b>	<b>33</b>	<b>22</b>	<b>43</b>	<b>.276</b>

### 46 RIGHT-HANDED PITCHER **JOSH GLASER**

6-1 209 R/R Freshman HS  
FLOWER MOUND, TEXAS  
FLOWER MOUND HS



#### SEASON HIGH

#### CAREER HIGH

IP	-	-
H	-	-
R	-	-
ER	-	-
BB	-	-
K	-	-

#### 2025

Date	Opponent	IP	H	R	ER	BB	SO	DEC
-	-	-	-	-	-	-	-	-

Year	ERA	W-L	SV	AP	GS	IP	H	R	ER	BB	SO	AVG
2025	-	-	-	-	-	-	-	-	-	-	-	-
<b>Total</b>	-	-	-	-	-	-	-	-	-	-	-	-

## SERIES-BY-SERIES BATTING

	AVG.	GP	AB	R	H	2B	3B	HR	RBI	TB	SLG%	BB	HBP	SO	GDP	OB%	SF	SH	SB-ATT
BINGHAMTON																			
ILLINOIS																			
GRAND CANYON																			
@ Campbell																			
@ App State*																			
ARKANSAS STATE*																			
COASTAL CAROLINA*																			
@ Louisiana*																			
SOUTHERN MISS*																			
@ South Alabama*																			
@ Troy*																			
ULM*																			
@ Georgia Southern*																			
JAMES MADISON*																			

## SERIES-BY-SERIES PITCHING

	ERA	W-L	APP	GS	CG	SHO	SV	IP	H	R	ER	BB	SO	2B	3B	HR	B/AVG.
BINGHAMTON																	
ILLINOIS																	
GRAND CANYON																	
@ Campbell																	
@ App State*																	
ARKANSAS STATE*																	
COASTAL CAROLINA*																	
@ Louisiana*																	
SOUTHERN MISS*																	
@ South Alabama*																	
@ Troy*																	
ULM*																	
@ Georgia Southern*																	
JAMES MADISON*																	

## MIDWEEK BATTING

	AVG.	GP	AB	R	H	2B	3B	HR	RBI	TB	SLG%	BB	HBP	SO	GDP	OB%	SF	SH	SB-ATT
--	------	----	----	---	---	----	----	----	-----	----	------	----	-----	----	-----	-----	----	----	--------

## MIDWEEK PITCHING

	ERA	W-L	APP	GS	CG	SHO	SV	IP	H	R	ER	BB	SO	2B	3B	HR	B/AVG.
--	-----	-----	-----	----	----	-----	----	----	---	---	----	----	----	----	----	----	--------

## MONTH-BY-MONTH BATTING

	AVG.	GP	AB	R	H	2B	3B	HR	RBI	TB	SLG%	BB	HBP	SO	GDP	OB%	SF	SH	SB-ATT
February																			
March																			
April																			
May																			

## MONTH-BY-MONTH PITCHING

	ERA	W-L	APP	GS	CG	SHO	SV	IP	H	R	ER	BB	SO	2B	3B	HR	B/AVG.
February																	
March																	
April																	
May																	

## HOME-AWAY-NEUTRAL BATTING

	AVG.	GP	AB	R	H	2B	3B	HR	RBI	TB	SLG%	BB	HBP	SO	GDP	OB%	SF	SH	SB-ATT
Home																			
Away																			
Neutral																			

## HOME-AWAY-NEUTRAL PITCHING

	ERA	W-L	APP	GS	CG	SHO	SV	IP	H	R	ER	BB	SO	2B	3B	HR	B/AVG.
Home																	
Away																	
Neutral																	

## DAY-NIGHT BATTING

	AVG.	GP	AB	R	H	2B	3B	HR	RBI	TB	SLG%	BB	HBP	SO	GDP	OB%	SF	SH	SB-ATT
Day																			
Night																			

## DAY-NIGHT PITCHING

	ERA	W-L	APP	GS	CG	SHO	SV	IP	H	R	ER	BB	SO	2B	3B	HR	B/AVG.
Day																	
Night																	

## HOME RUN BREAKDOWN

Home	0
Road	0
Neutral	0
vs. Right-Handed Pitcher	0
vs. Left-Handed Pitcher	0
vs. Starters	0
vs. Relievers	0
Sun Belt	0
Non-Sun Belt	0
0 Outs	0
1 Out	0
2 Outs	0
Solo Home Run	0
2-Run HR	0
3-Run HR	0
Grand Slam	0
February	0
March	0
April	0
May	0
June	0
1st Inning	0
2nd Inning	0
3rd Inning	0
4th Inning	0
5th Inning	0
6th Inning	0
7th Inning	0
8th Inning	0
9th Inning	0
Extra Innings	0
0-0 Count	0
0-1 Count	0
0-2 Count	0
1-0 Count	0
1-1 Count	0
1-2 Count	0
2-0 Count	0
2-1 Count	0
2-2 Count	0
3-0 Count	0
3-1 Count	0
3-2 Count	0
Leadoff	0
2nd Batter	0
3rd Batter	0
Cleanup	0
5th Batter	0
6th Batter	0
7th Batter	0
8th Batter	0
9th Batter	0
Pinch Hitter	0
Day Games	0
Night Games	0
Record with HR	0-0
Record without HR	0-0
Walk-off Homers	0
Back-To-Back Homers	0
Inside the Park	0

## HOME RUN DETAILS

NO.	PLAYER (#)	OPPONENT (DATE)	LOC.	RUNS	OUTS	COUNT	INN.	PITCHER
-----	------------	-----------------	------	------	------	-------	------	---------

## STARTERS GAME-BY-GAME

Opponent	W/L	IP	H	R	ER	BB	K
Binghamton							
Binghamton							
Binghamton							
vs. Oklahoma State							
Illinois							
Illinois							
Illinois							
@ Texas A&M							
Grand Canyon							
Grand Canyon							
Grand Canyon							
@ Incarnate Word							
Campbell							
Campbell							
Campbell							
TCU							
@ App State							
@ App State							
@ App State							
Baylor							
Arkansas State							
Arkansas State							
Arkansas State							
@ UTSA							
Incarnate Word							
Coastal Carolina							
Coastal Carolina							
Coastal Carolina							
@ Texas							
@ Louisiana							
@ Louisiana							
@ Louisiana							
@ Baylor							
Southern Miss							
Southern Miss							
Southern Miss							
Houston Christian							
@ South Alabama							
@ South Alabama							
@ South Alabama							
Texas							
Tarleton State							
@ Troy							
@ Troy							
@ Troy							
UTSA							
ULM							
ULM							
ULM							
@ Georgia Southern							
@ Georgia Southern							
@ Georgia Southern							
@ UTRGV							
James Madison							
James Madison							
James Madison							

**Totals** ERA IP H R ER BB K  
Record: 0-0

## BULLPEN GAME-BY-GAME

Opponent	W/L/S	IP	H	R	ER	BB	K
Binghamton							
Binghamton							
Binghamton							
vs. Oklahoma State							
Illinois							
Illinois							
Illinois							
@ Texas A&M							
Grand Canyon							
Grand Canyon							
Grand Canyon							
@ Incarnate Word							
Campbell							
Campbell							
Campbell							
TCU							
@ App State							
@ App State							
@ App State							
Baylor							
Arkansas State							
Arkansas State							
Arkansas State							
@ UTSA							
Incarnate Word							
Coastal Carolina							
Coastal Carolina							
Coastal Carolina							
@ Texas							
@ Louisiana							
@ Louisiana							
@ Louisiana							
@ Baylor							
Southern Miss							
Southern Miss							
Southern Miss							
Houston Christian							
@ South Alabama							
@ South Alabama							
@ South Alabama							
Texas							
Tarleton State							
@ Troy							
@ Troy							
@ Troy							
UTSA							
ULM							
ULM							
ULM							
@ Georgia Southern							
@ Georgia Southern							
@ Georgia Southern							
@ UTRGV							
James Madison							
James Madison							
James Madison							

**Totals** ERA IP H R ER BB K  
Record: 0-0

## 2024 RECORD PER STARTER

Pitcher (Total Starts)	Record
Graham (3)	3-0
Bush (6)	5-1
Zabel (3)	2-1
Stroud (3)	2-1
Brown (11)	5-6
<b>Eaton (10)</b>	<b>5-5</b>
McCaffety (2)	1-1
Robie (11)	4-7
<b>Hall (7)</b>	<b>1-6</b>

### QUALITY STARTS

Pitcher (Total Starts)	QS	Record
<b>Hall (7)</b>	<b>2</b>	<b>1-1</b>
Brown (11)	1	1-0
<b>Eaton (9)</b>	<b>1</b>	<b>1-0</b>

### RUN SUPPORT

Pitcher (Total Starts)	Runs	Per Start
Graham (3)	32	10.7
Zabel (4)	37	9.3
Robie (11)	82	7.5
<b>Eaton (10)</b>	<b>73</b>	<b>7.3</b>
Brown (11)	74	6.7
Stroud (2)	11	5.5
Bush (6)	32	5.3
<b>Hall (7)</b>	<b>30</b>	<b>4.3</b>
McCaffety (2)	17	8.5

## GAME-BY-GAME STARTING LINEUPS (BY POSITION)

DATE	OPP.	P	C	1B	2B	3B	SS	LF	CF	RF	DH	REC.
2/14	Binghamton											
2/15	Binghamton											
2/16	Binghamton											
2/18	vs. Oklahoma State											
2/21	Illinois											
2/22	Illinois											
2/23	Illinois											
2/25	@ Texas A&M											
2/28	Grand Canyon											
3/1	Grand Canyon											
3/2	Grand Canyon											
3/4	@ Incarnate Word											
3/7	@ Campbell											
3/8	@ Campbell											
3/9	@ Campbell											
3/11	TCU											
3/14	@ App State											
3/15	@ App State											
3/16	@ App State											
3/18	Baylor											
3/21	Arkansas State											
3/22	Arkansas State											
3/23	Arkansas State											
3/25	@ UTSA											
3/26	Incarnate Word											
3/28	Coastal Carolina											
3/29	Coastal Carolina											
3/30	Coastal Carolina											
4/1	@ Texas											
4/4	@ Louisiana											
4/5	@ Louisiana											
4/6	@ Louisiana											
4/8	@ Baylor											
4/11	Southern Miss											
4/12	Southern Miss											
4/13	Southern Miss											
4/15	Houston Christian											
4/17	@ South Alabama											
4/18	@ South Alabama											
4/19	@ South Alabama											
4/22	Texas											
4/23	Tarleton State											
4/25	@ Troy											
4/26	@ Troy											
4/27	@ Troy											
4/29	UTSA											
5/2	ULM											
5/3	ULM											
5/4	ULM											
5/9	@ Georgia Southern											
5/10	@ Georgia Southern											
5/11	@ Georgia Southern											
5/13	@ UTRGV											
5/15	James Madison											
5/16	James Madison											
5/17	James Madison											

## GAME-BY-GAME STARTING LINEUPS (BY BATTING ORDER)

DATE	OPP.	1	2	3	4	5	6	7	8	9	REC.
2/14	Binghamton										
2/15	Binghamton										
2/16	Binghamton										
2/18	vs. Oklahoma State										
2/21	Illinois										
2/22	Illinois										
2/23	Illinois										
2/25	@ Texas A&M										
2/28	Grand Canyon										
3/1	Grand Canyon										
3/2	Grand Canyon										
3/4	@ Incarnate Word										
3/7	@ Campbell										
3/8	@ Campbell										
3/9	@ Campbell										
3/11	TCU										
3/14	@ App State										
3/15	@ App State										
3/16	@ App State										
3/18	Baylor										
3/21	Arkansas State										
3/22	Arkansas State										
3/23	Arkansas State										
3/25	@ UTSA										
3/26	Incarnate Word										
3/28	Coastal Carolina										
3/29	Coastal Carolina										
3/30	Coastal Carolina										
4/1	@ Texas										
4/4	@ Louisiana										
4/5	@ Louisiana										
4/6	@ Louisiana										
4/8	@ Baylor										
4/11	Southern Miss										
4/12	Southern Miss										
4/13	Southern Miss										
4/15	Houston Christian										
4/17	@ South Alabama										
4/18	@ South Alabama										
4/19	@ South Alabama										
4/22	Texas										
4/23	Tarleton State										
4/25	@ Troy										
4/26	@ Troy										
4/27	@ Troy										
4/29	UTSA										
5/2	ULM										
5/3	ULM										
5/4	ULM										
5/9	@ Georgia Southern										
5/10	@ Georgia Southern										
5/11	@ Georgia Southern										
5/13	@ UTRGV										
5/15	James Madison										
5/16	James Madison										
5/17	James Madison										

## TEAM GAME HIGHS

### Batting

At bats:	-	-
Runs scored:	-	-
Hits:	-	-
RBIs:	-	-
Doubles:	-	-
Triples:	-	-
Home runs:	-	-
Total bases:	-	-
Walks:	-	-
Strikeouts:	-	-
Sac hits:	-	-
Sac flies:	-	-
Stolen Bases:	-	-
Hit by pitch:	-	-
Caught stealing:	-	-
Runners LOB:	-	-
Hit into DP:	-	-

### Fielding

Putouts:	-	-
Assists:	-	-
Errors:	-	-
Passed balls:	-	-
DPs turned:	-	-

### Pitching

Innings pitched:	-	-
Runs allowed:	-	-
Earned runs:	-	-
Walks allowed:	-	-
Strikeouts:	-	-
Hits allowed:	-	-
Doubles allowed:	-	-
Triples allowed:	-	-
Home runs allowed:	-	-
Wild pitches:	-	-
Hit batters:	-	-

## INDIVIDUAL GAME HIGHS

### Batting

At bats:	-	-
Runs scored:	-	-
Hits:	-	-
RBI:	-	-
Doubles:	-	-
Triples:	-	-
Home runs:	-	-
Total bases:	-	-
Walks:	-	-
Strikeouts:	-	-
Sac hits:	-	-
Sac flies:	-	-
Stolen bases:	-	-
Hit by pitch:	-	-
Caught stealing:	-	-
Runners LOB:	-	-

### Fielding

Putouts:	-	-
Assists:	-	-
Errors:	-	-
Passed balls:	-	-

### Pitching

Innings pitched:	-	-
Runs allowed:	-	-
Earned runs:	-	-
Walks allowed:	-	-
Strikeouts:	-	-
Hits allowed:	-	-
Doubles allowed:	-	-
Triples allowed:	-	-
Home runs allowed:	-	-
Wild pitches:	-	-
Hit batters:	-	-

## MISCELLANEOUS STATS

<b>Multiple Hit Games</b>	<b>2</b>	<b>3</b>	<b>4</b>	<b>5+</b>	<b>Total</b>
1 Lugo, Aaron	12	7	-	-	19
31 Farber, Ryne	10	4	1	-	15
7 Pena, Daylan	13	1	-	-	14
11 Weil, Kameron	12	2	-	-	14
23 Patino, Alec	11	2	1	-	14
2 Mora, Chase	9	4	-	-	13
18 Ramirez, August	9	2	-	-	11
8 Powell, Davis	8	1	-	-	9
44 Galloway, Rashawn	6	2	-	-	8
9 Manning, Cade	4	-	-	-	4
4 Thompson, Camero	3	-	-	-	3
6 Gonzales, Alex	3	-	-	-	3
46 Farris, Ethan	3	-	-	-	3
25 Collier, Ian	3	-	-	-	3
19 Garritano, Tyler	1	-	-	-	1
<b>TEAM</b>	<b>107</b>	<b>25</b>	<b>2</b>	<b>0</b>	<b>134</b>

<b>Multiple RBI Games</b>	<b>2</b>	<b>3</b>	<b>4</b>	<b>5+</b>	<b>Total</b>
1 Lugo, Aaron	8	4	-	2	14
2 Mora, Chase	5	3	3	1	12
7 Pena, Daylan	7	-	1	2	10
18 Ramirez, August	4	4	1	1	10
8 Powell, Davis	6	2	-	-	8
23 Patino, Alec	3	2	1	-	6
31 Farber, Ryne	1	3	1	-	5
44 Galloway, Rashawn	4	1	-	-	5
11 Weil, Kameron	1	2	-	-	3
9 Manning, Cade	2	-	-	1	3
46 Farris, Ethan	2	-	-	-	2
6 Gonzales, Alex	1	1	-	-	2
25 Collier, Ian	1	1	-	-	2
41 Pugh, Samson	1	-	-	-	1
4 Thompson, Camero	1	-	-	-	1
21 Bernal, Chris	1	-	-	-	1
<b>TEAM</b>	<b>48</b>	<b>23</b>	<b>7</b>	<b>7</b>	<b>85</b>

<b>Hitting Streaks</b>	<b>Longest</b>	<b>Current</b>
2 Mora, Chase	13	3
7 Pena, Daylan	10	3
1 Lugo, Aaron	10	1
44 Galloway, Rashawn	9	-
23 Patino, Alec	8	5
18 Ramirez, August	8	1
11 Weil, Kameron	8	-
31 Farber, Ryne	7	-
8 Powell, Davis	6	-
25 Collier, Ian	4	1
9 Manning, Cade	4	2
46 Farris, Ethan	3	-
4 Thompson, Camero	2	-
21 Bernal, Chris	2	-
41 Pugh, Samson	1	-
12 Merriman, Ben	1	-
6 Gonzales, Alex	1	-
19 Garritano, Tyler	1	1

<b>Reached Base Streaks</b>	<b>Longest</b>	<b>Current</b>
7 Pena, Daylan	32	5
1 Lugo, Aaron	15	15
2 Mora, Chase	14	6
8 Powell, Davis	12	1
23 Patino, Alec	12	6
31 Farber, Ryne	12	3
18 Ramirez, August	11	1
44 Galloway, Rashawn	9	-
11 Weil, Kameron	8	3
6 Gonzales, Alex	8	-
9 Manning, Cade	6	2
4 Thompson, Camero	4	-
25 Collier, Ian	4	1
19 Garritano, Tyler	3	1
46 Farris, Ethan	3	1
21 Bernal, Chris	2	-
12 Merriman, Ben	1	-
41 Pugh, Samson	1	-

# NCAA TEAM RANKINGS

Statistic	National Rank	Conference Rank	Value	National Leader	Value	Conference Leader	Value
Base on Balls (294 ranked)	97	4	275	Texas A&M	422	Troy	382
Batting Average (295 ranked)	192	10	0.270	Austin Peay	0.359	Louisiana	0.301
Double Plays (295 ranked)	31	4	49	Coastal Carolina	65	Coastal Carolina	65
Double Plays Per Game (295 ranked)	31	4	0.88	Col. of Charleston	1.11	Coastal Carolina	1.07
Doubles (295 ranked)	173	9	94	Tennessee	160	Southern Miss.	135
Doubles Per Game (295 ranked)	202	9	1.68	Columbia	2.98	Southern Miss.	2.14
Earned Run Average (295 ranked)	69	4	5.18	Hawaii	3.78	Louisiana	4.48
Fielding Percentage (295 ranked)	102	5	0.972	Notre Dame	0.985	App State	0.977
Hit Batters (295 ranked)	73	4	86	Saint Peter's	131	Marshall	100
Hit by Pitch (295 ranked)	135	11	74	UC Irvine	175	Coastal Carolina	132
Hits (295 ranked)	180	9	502	Tennessee	764	Southern Miss.	631
Hits Allowed Per Nine Innings (295 ranked)	80	7	9.31	Arkansas	7.13	Louisiana	7.80
Home Runs (295 ranked)	181	11	52	Tennessee	184	Georgia St.	105
Home Runs Per Game (295 ranked)	194	11	0.93	Austin Peay	2.61	Georgia St.	1.84
On Base Percentage (295 ranked)	162	8	0.380	Austin Peay	0.455	Troy	0.424
Runs (295 ranked)	129	9	388	Tennessee	657	Coastal Carolina	528
Sacrifice Bunts (295 ranked)	164	9	19	Western Ky.	78	James Madison	55
Sacrifice Flies (295 ranked)	25	3	33	Nicholls	48	Coastal Carolina Troy	36 36
Scoring (295 ranked)	138	8	6.9	Austin Peay	10.9	App State	8.8
Shutouts (137 ranked)	52	3	3	Texas A&M	12	Louisiana	7
Slugging Percentage (295 ranked)	191	9	0.417	Austin Peay	0.661	App State	0.508
Stolen Bases (295 ranked)	189	13	50	VMI	178	James Madison	106
Stolen Bases Per Game (295 ranked)	192	13	0.89	VMI	3.18	James Madison	1.74
Strikeout-to-Walk Ratio (295 ranked)	109	7	1.91	Arizona	3.46	Old Dominion	2.84
Strikeouts Per Nine Innings (295 ranked)	150	10	8.2	Arkansas	12.1	Louisiana	10.0
Triple Plays (1 ranked)				8 teams tied	1		
Triples (295 ranked)	114	3	11	Northern Ky. Wofford	33 33	Louisiana	17
Triples Per Game (295 ranked)	141	6	0.20	Northern Ky.	0.56	Louisiana	0.27
WHIP (295 ranked)	85	6	1.51	Arkansas	1.23	Old Dominion	1.31
WL Pct (295 ranked)	161	10	0.482	Tennessee	0.822	Southern Miss.	0.683
Walks Allowed Per Nine Innings (295 ranked)	87	5	4.32	Arizona	2.56	Old Dominion	3.34

# NCAA INDIVIDUAL RANKINGS

Statistic	Player	National Rank	Conference Rank	Value	National Leader	Value	Conference Leader	Value
Base on Balls (138 ranked)					Nick Kurtz, Wake Forest	78	Kole Myers, Troy	62
Base on Balls Per Game (150 ranked)					Nick Kurtz, Wake Forest	1.44	Kole Myers, Troy	1.05
Batting Average (250 ranked)					Charlie Condon, Georgia	0.433	Dalton McIntyre, Southern Miss.	0.388
Complete Games (50 ranked)	Drayton Brown Sam Hall	50 50	3 3	1 1	Mason Martinez, Grambling	5	Bryce Blevins, Marshall Luke Lyon, Troy	2 2
Doubles (127 ranked)					Blake Burke, Tennessee	30	Owen Ayers, Marshall	25
Doubles Per Game (150 ranked)					Tyler MacGregor, Northeastern	0.53	Owen Ayers, Marshall	0.45
Earned Run Average (200 ranked)	Drayton Brown	50	2	3.14	Evan Aschenbeck, Texas A&M	1.78	Andrew Herrmann, Louisiana	3.09
Games Started (81 ranked)					Chase Hennessey, Utah Valley	28	4 players tied	16
Hit Batters (133 ranked)					Jacob Riordan, San Diego St.	26	Dylan Heine, Arkansas St.	21
Hit By Pitch Per Game (150 ranked)	Davis Powell	65	4	0.35	JT Landwehr, Mount St. Mary's	0.68	Sam Antonacci, Coastal Carolina	0.44
Hit by Pitch (139 ranked)	Davis Powell	63	5	18	JT Landwehr, Mount St. Mary's	39	Sam Antonacci, Coastal Carolina	27
Hits (145 ranked)					Christian Moore, Tennessee	111	Dalton McIntyre, Southern Miss.	92
Hits Allowed Per Nine Innings (150 ranked)					Hagen Smith, Arkansas	4.39	LP Langevin, Louisiana	5.74
Hits Per Game (150 ranked)					Joshua Kuroda-Grauer, Rutgers	1.79	Austin St. Laurent, App State	1.64
Home Runs (147 ranked)					Charlie Condon, Georgia	37	Banks Tolley, App State	26
Home Runs Per Game (150 ranked)					Charlie Condon, Georgia	0.62	Banks Tolley, App State	0.47
On Base Percentage (150 ranked)					Corey Collins, Georgia	0.574	Sam Antonacci, Coastal Carolina	0.523
Pitching Appearances (130 ranked)	Jonathan Martinez	97	4	27	Hunter Holmes, Wichita St.	38	Kellen Davis, Old Dominion	30
Runs (140 ranked)					Lyle Miller-Green, Austin Peay	94	Sam Antonacci, Coastal Carolina	90
Runs Batted In (142 ranked)					Roman Kuntz, Morehead St.	100	Brooks Bryan, Troy	85
Runs Batted In Per Game (150 ranked)					Lyle Miller-Green, Austin Peay	1.68	Brooks Bryan, Troy	1.47
Runs Per Game (149 ranked)					Lyle Miller-Green, Austin Peay	1.68	Sam Antonacci, Coastal Carolina	1.48
Sacrifice Bunts (106 ranked)	Kameron Weil	69	6	8	Riley Silva, Nebraska	18	Ty Dooley, Coastal Carolina	12
Sacrifice Bunts Per Game (140 ranked)	Kameron Weil	71	6	0.16	Garrison Weiss, Prairie View	0.31	Ty Dooley, Coastal Carolina	0.24
Sacrifice Flies (125 ranked)	Aaron Lugo	125	8	5	Matt King, UTSA	11	Kyle Edwards, Old Dominion	8
Saves (368 ranked)	Otto Wofford	368	17	2	Ethan Bates, Louisiana Tech	17	Grant Wood, South Alabama Joe Vogatsky, James Madison	9 9
Slugging Percentage (250 ranked)					Charlie Condon, Georgia	1.009	Banks Tolley, App State	0.781
Stolen Bases (142 ranked)					Justin Sierra, FDU	44	Kole Myers, Troy	34
Stolen Bases Per Game (146 ranked)					Jackson Strong, Canisius	0.88	Kole Myers, Troy	0.58
Strikeout-to-Walk Ratio (150 ranked)					Kyle Roche, Richmond	18.00	Kros Sivley, Southern Miss.	5.27
Strikeouts (145 ranked)					Chase Burns, Wake Forest	191	LP Langevin, Louisiana	106
Strikeouts Per Nine Innings (150 ranked)					Hagen Smith, Arkansas	17.25	LP Langevin, Louisiana	15.22
Total Bases (150 ranked)					Christian Moore, Tennessee	236	Kyle DeBarge, Louisiana	179
Toughest to Strike Out (150 ranked)					Jonathan Luders, Seton Hall	21.1	Cam Harthan, Marshall	12.9
Triples (131 ranked)					Ethan Conrad, Marist	13	4 players tied	4
Triples Per Game (144 ranked)					Ethan Conrad, Marist	0.24	Elijah Vogelsong, Marshall	0.08
Victories (86 ranked)					Michael Ross, Samford AJ Causey, Tennessee	13 13	Colby Allen, Southern Miss.	10
WHIP (150 ranked)					Ryan Gallagher, UC Santa Barbara	0.84	Chase Morgan, Louisiana	1.07

## OVERALL SEASON STATS

Player	avg	gp-gs	ab	r	h	2b	3b	hr	rbi	tb	slg%	bb	hp	so	gdp	ob%	sf	sh	sb-att	po	a	e	fld%	
31 Farber, Ryne	.340	40-38	141	36	48	10	1	2	25	66	.468	28	7	9	4	.466	2	0	8-10	51	2	0	1.000	
1 Lugo, Aaron	.326	53-53	193	55	63	15	2	10	49	112	.580	28	10	30	3	.428	5	2	14-15	48	79	7	.948	
11 Weil, Kameron	.317	50-38	142	26	45	4	2	0	17	53	.373	26	3	21	2	.425	3	8	12-16	94	0	0	1.000	
18 Ramirez, August	.280	48-42	161	25	45	6	1	10	38	83	.516	23	5	46	1	.384	1	0	0-0	194	21	3	.986	
7 Pena, Daylan	.270	53-50	189	35	51	15	1	7	43	89	.471	29	4	30	6	.373	3	0	1-1	86	3	5	.947	
23 Patino, Alec	.265	54-51	185	38	49	11	0	4	29	72	.389	29	6	39	4	.375	4	1	2-3	407	30	2	.995	
2 Mora, Chase	.251	56-55	223	41	56	11	1	6	49	87	.390	20	3	44	3	.320	1	0	6-6	70	140	11	.950	
8 Powell, Davis	.249	51-51	169	31	42	5	1	2	29	55	.325	23	18	31	9	.388	4	3	3-6	77	128	7	.967	
-----																								
44 Galloway, Rashawn	.279	37-29	111	20	31	6	2	2	19	47	.423	16	0	17	6	.364	2	0	0-0	62	4	0	1.000	
25 Collier, Ian	.261	17-13	46	6	12	3	0	2	7	21	.457	3	4	14	1	.358	0	0	0-0	114	9	1	.992	
4 Thompson, Cameron	.250	13-12	44	8	11	2	0	2	6	19	.432	3	3	14	1	.340	0	0	0-1	10	1	0	1.000	
19 Garritano, Tyler	.250	5-2	12	3	3	1	0	0	2	4	.333	2	0	3	0	.357	0	0	0-0	2	1	0	1.000	
6 Gonzales, Alex	.217	27-13	46	20	10	1	0	1	10	14	.304	11	3	10	0	.381	3	2	1-1	16	16	1	.970	
9 Manning, Cade	.209	39-30	86	18	18	2	0	2	16	26	.302	19	5	31	1	.372	3	0	3-3	67	5	0	1.000	
46 Farris, Ethan	.183	21-15	60	9	11	2	0	0	6	13	.217	7	0	14	2	.265	1	0	0-0	51	5	3	.949	
41 Pugh, Samson	.167	25-3	18	8	3	0	0	2	4	9	.500	4	0	2	0	.304	1	1	0-0	7	1	0	1.000	
12 Merriman, Ben	.167	8-1	6	3	1	0	0	0	1	1	.167	2	1	4	0	.444	0	0	0-0	0	0	0	.000	
21 Bernal, Chris	.130	20-8	23	4	3	0	0	0	3	3	.130	2	2	9	0	.259	0	2	0-0	69	11	0	1.000	
16 Benesh, Peyton	.000	4-0	1	1	0	0	0	0	0	0	.000	0	0	1	0	.000	0	0	0-0	1	3	0	1.000	
15 O'Banan, Cameron	.000	1-0	0	1	0	0	0	0	0	0	.000	0	0	0	0	.000	0	0	0-0	3	0	1	.750	
Totals	.270	56	1856	388	502	94	11	52	353	774	.417	275	74	369	43	.380	33	19	50-62	1450	530	56	.972	
Opponents	.268	56	1864	317	499	92	11	58	289	787	.422	232	86	442	43	.371	21	24	42-55	1445	532	55	.973	

LOB - Team (425), Opp (461). DPs turned - Team (49), Opp (53). IBB - Team (13), Ramirez, A. 3, Lugo, A. 3, Pena, D. 3, Farber, R. 2, Powell, D. 1, Mora, C. 1, Opp (6). Picked off - Powell, D. 1, Farber, R. 1, Weil, K. 1, Pena, D. 1.

### (All games Sorted by Earned run avg)

Player	era	w-l	app	gs	cg	sho	sv	ip	h	r	er	bb	so	2b	3b	hr	b/avg	wp	hp	bk	sfa	sha
34 Brown, Drayton	3.14	2-3	15	11	1	1/0	0	57.1	52	28	20	24	47	9	0	11	.233	5	6	1	1	0
40 Eaton, Austin	5.27	4-4	14	10	0	0/0	0	56.1	63	37	33	22	43	11	2	8	.276	5	6	0	0	2
-----																						
28 Buckingham, Dalton	0.96	0-0	13	0	0	0/1	0	9.1	4	2	1	9	8	0	0	1	.125	2	1	0	0	0
45 Martinez, Jonathan	3.21	2-3	27	0	0	0/0	1	33.2	34	16	12	18	35	6	0	2	.268	6	2	1	4	3
3 Bush, Cameron	3.57	2-0	19	6	0	0/1	0	45.1	50	19	18	6	27	10	0	2	.289	3	12	0	0	5
17 McCaffety, Rhett	4.35	3-1	25	2	0	0/1	1	31.0	31	18	15	10	45	6	1	1	.258	2	8	3	2	1
27 Wofford, Otto	5.19	2-0	23	0	0	0/0	2	17.1	13	11	10	12	18	3	0	3	.203	2	2	0	0	2
36 Hall, Sam	5.28	1-5	12	7	1	0/0	1	46.0	51	27	27	15	36	5	1	3	.280	3	7	1	2	2
14 Eberly, Keller	5.40	0-0	3	0	0	0/0	0	3.1	3	2	2	0	4	1	1	0	.231	1	4	1	0	0
20 Burke, DJ	5.40	0-0	2	0	0	0/0	0	1.2	1	1	1	3	2	0	0	0	.167	1	1	0	0	0
10 Tippie, Matthew	5.48	2-1	18	0	0	0/0	1	21.1	17	13	13	13	27	5	0	3	.218	4	7	0	0	1
39 Robie, Tony	5.80	4-3	22	11	0	0/1	1	54.1	62	37	35	22	45	13	2	5	.300	6	8	0	6	3
29 Seay, Taylor	6.05	2-0	25	0	0	0/1	0	19.1	24	15	13	16	17	3	2	3	.324	4	3	0	3	1
24 Zabel, Peyton	6.21	2-5	17	3	0	0/0	0	29.0	27	27	20	25	44	9	1	2	.248	9	2	0	1	4
26 Stroud, Jack	7.71	1-3	11	3	0	0/0	0	16.1	18	16	14	8	13	3	0	0	.277	2	8	1	1	0
15 O'Banan, Cameron	7.71	0-0	13	0	0	0/0	0	14.0	12	13	12	3	14	1	0	3	.235	3	4	0	0	0
42 Graham, Calen	7.88	0-0	11	3	0	0/1	0	16.0	22	14	14	7	9	5	1	8	.333	1	3	0	0	0
13 Holbrook, Nicholas	13.50	0-1	10	0	0	0/0	0	6.0	5	10	9	9	6	0	0	2	.238	2	1	0	1	0
35 Diaz, Colby	13.50	0-0	6	0	0	0/0	0	4.0	6	7	6	8	0	1	0	0	.400	1	0	0	0	0
43 Cooper, Tyler	16.20	0-0	5	0	0	0/0	0	1.2	4	4	3	2	2	1	0	1	.400	0	1	0	0	0
Totals	5.18	27-29	56	56	2	3/2	7	483.1	499	317	278	232	442	92	11	58	.268	62	86	8	21	24
Opponents	6.48	29-27	56	56	1	1/0	18	481.2	502	388	347	275	369	94	11	52	.270	43	74	4	33	19

PB - Team (12), Ramirez, A. 5, Bernal, C. 5, Collier, I. 2, Opp (11). Pickoffs - Team (9), Martinez, J. 2, Brown, D. 2, Stroud, J. 2, Seay, T. 1, Collier, I. 1, Robie, T. 1, Opp (4). SBA/ATT - Ramirez, A. (18-23), Collier, I. (15-17), Brown, D. (4-8), Bernal, C. (6-8), Robie, T. (5-7), Eaton, A. (4-7), Zabel, P. (4-5), Galloway, R. (3-4), Graham, C. (4-4), Bush, C. (4-4), Martinez, J. (4-4), Seay, T. (3-3), Burke, D. (3-3), Wofford, O. (1-2), Hall, S. (2-2), Stroud, J. (0-2), Eberly, K. (1-1), Holbrook, N. (1-1), McCaffety, R. (1-1), Cooper, T. (1-1).