

TEXAS STATE

2016 BOBCAT BASEBALL



3 Conference Titles | 9 All-Americans | 3 Conference Coach of the Year Awards | 53 MLB Draft Selections

GAMES 50-52: FRIDAY - 6 P.M. | SATURDAY - 4 P.M. | SUNDAY - 12 P.M.

TEXAS STATE (26-23, 13-11 SBC) vs. **ARKANSAS STATE** (22-25, 9-15 SBC)

MAY 13-15 | JONESBORO, ARK. | TOMLINSON STADIUM/KELL FIELD



TEXAS STATE BOBCATS

26-23, 13-11 SBC

HEAD COACH

TY HARRINGTON (TEXAS '89) | 17TH SEASON (557-433-1)

STREAK

L1



ARKANSAS STATE RED WOLVES

22-25, 9-15 SBC

HEAD COACH

TOMMY RAFFO (MISSISSIPPI STATE, '90) | 8TH SEASON (223-225-1)

STREAK

W2

FOLLOW THE GAME

LIVE VIDEO: www.astateredwolves.com

LIVE AUDIO: www.astateredwolves.com

LIVE STATS: astate.statbroadcast.com

[f](#) /TXStateBobcats

[t](#) @TXStateBaseball

SERIES RUNDOWN

BY THE NUMBERS

All-Time Record 3-6

Last Meeting L, 11-10 (5/10/15)

Last Home Win N/A

Current Streak Lost 5







Harrington's Record 3-6

Last Road Win 4-3 (3/29/14)

LAST MEETING

After dropping two games at home, the Bobcats fought back from a 6-0 deficit after the top of the first inning in the last meeting against Arkansas State. Texas State and Arkansas State went to the ninth inning tied, 10-10, but ASU scored the final run to win. **CORY GEISLER** led the team with a 3-for-3 performance, two homers, four RBIs and four runs. **TANNER HILL** also homered to finish with four RBIs.

PROJECTED STARTING PITCHERS

		FRIDAY		SATURDAY		SUNDAY
		 <p>LUCAS HUMPAL #21 Sr. RHP 6-4 2.90 76 K / 18 BB</p>		 <p>JONATHAN HENNIGAN #34 Jr. LHP 4-2 3.39 58 K / 33 BB</p>		 <p>TBA</p>
		 <p>CODY JACKSON #12 R-Sr. RHP 1-3 4.70 29 K / 23 BB</p>		 <p>PEYTON CULBERTSON #17 Fr. RHP 4-0 3.41 21 K / 18 BB</p>		 <p>TBA</p>

PROJECTED LINEUP

AVG. | H | RBI
.000 | 0 | 0

DEREK SCHEIBLE
.246 | 16 | 7

THEODORE HOFFMAN
.259 | 30 | 21

GRANGER STUDDARD
.309 | 56 | 26

DYLAN PAUL
.343 | 24 | 17

LUKE SHERLEY
.271 | 51 | 23

JONATHAN ORTEGA
.303 | 63 | 26

NICK PEREZ
.216 | 22 | 11

RYAN NEWMAN
.322 | 46 | 23

TANNER HILL
.328 | 65 | 37

2016 SCHEDULE

26-23, 13-11 SBC

DAY	DATE	OPPONENT	TIME/RESULT
FRI.	2/19	WASHINGTON STATE	W, 6-2
SAT.	2/20	WASHINGTON STATE	W, 10-1
SUN.	2/21	WASHINGTON STATE	W, 7-6
MON.	2/22	WASHINGTON STATE	L, 9-8 (10)
Wed.	2/24	at Rice	L, 8-4
Fri.	2/26	vs. Michigan State	L, 3-2
Sat.	2/27	vs. UCF	W, 2-1
Sat.	2/28	at Texas A&M-Corpus Christi	W, 11-0 (8)
TUE.	3/1	TEXAS	L, 10-4 (11)
FRI.	3/4	INCARNATE WORD	W, 4-0
SAT.	3/5	INCARNATE WORD	W, 22-5
SUN.	3/6	INCARNATE WORD	W, 5-4
Tue.	3/8	at Baylor	W, 12-3
SAT.	3/12	*UL MONROE	W, 6-1
SAT.	3/12	*UL MONROE	W, 3-2 (11)
SUN.	3/13	*UL MONROE	W, 7-5
Tue.	3/15	at UTSA	L, 14-7
FRI.	3/18	*APPALACHIAN STATE	W, 4-2
SAT.	3/19	*APPALACHIAN STATE	W, 16-0
SUN.	3/20	*APPALACHIAN STATE	W, 4-0
Tue.	3/22	at UT Rio Grande Valley	L, 4-3 (10)
THU.	3/24	*SOUTH ALABAMA	L, 6-4
FRI.	3/25	*SOUTH ALABAMA	L, 7-3
SAT.	3/26	*SOUTH ALABAMA	L, 3-2 (11)
Mon.	3/28	at Sam Houston State	L, 8-6
Fri.	4/1	*at Georgia Southern	W, 4-3
Sat.	4/2	*at Georgia Southern	W, 7-3
Sun.	4/3	*at Georgia Southern	W, 4-3
TUE.	4/5	UTSA	W, 13-10
WED.	4/6	TEXAS A&M-CORPUS CHRISTI	W, 4-1
FRI.	4/8	NEVADA	L, 6-3
SAT.	4/9	NEVADA	L, 17-6
SUN.	4/10	NEVADA	W, 3-2
TUE.	4/12	NO. 19 RICE	L, 3-1
FRI.	4/15	*LITTLE ROCK	L, 8-7
FRI.	4/15	*LITTLE ROCK	L, 10-2
SAT.	4/16	*LITTLE ROCK	L, 7-6
Tue.	4/19	at No. 3 Texas A&M	L, 14-1
Fri.	4/22	*at No. 20 UL Lafayette	L, 5-1
Sat.	4/23	*at No. 20 UL Lafayette	W, 2-1
Sun.	4/24	*at No. 20 UL Lafayette	L, 1-0
Tue.	4/26	at Texas	L, 6-2
FRI.	4/29	*TROY	L, 12-8
SAT.	4/30	*TROY	L, 5-3
SUN.	5/1	*TROY	W, 4-1
Tue.	5/3	at UTSA	W, 6-0
FRI.	5/6	*GEORGIA STATE	W, 6-2
SAT.	5/7	*GEORGIA STATE	W, 10-1
SUN.	5/8	*GEORGIA STATE	L, 10-9 (11)
FRI.	5/13	*AT ARKANSAS STATE	6 P.M.
SAT.	5/14	*AT ARKANSAS STATE	4 P.M.
SUN.	5/15	*AT ARKANSAS STATE	12 P.M.
Tue.	5/17	at Texas	6 p.m.
Thu.	5/19	*at UT Arlington	6 p.m.
Fri.	5/20	*at UT Arlington	2 p.m.
Sat.	5/21	*at UT Arlington	1 p.m.
5/25-5/29	SUN BELT CHAMPIONSHIP		SAN MARCOS

* Conference games
All times listed are CST

BOLD denotes home games
All times subject to change



QUICK FACTS

Location	San Marcos, Texas
Founded	1899
Nickname	Bobcats
Colors	Maroon and Gold
Enrollment	38,006
Affiliation	NCAA Division I
Conference	Sun Belt
President	Dr. Denise M. Trauth
Athletics Director	Dr. Larry Teis
Sport Administrator	Travis Comer
Faculty Representative	Dr. Paul Gowens
Website	www.txstatebobcats.com
Athletics Dept. Phone	(512) 245-2114
Darren B. Casey Athletics Administration Complex 601 University Drive San Marcos, TX 78666	

BASEBALL STAFF

Head Coach	Ty Harrington
Alma Mater	Texas, 1989
Record at Texas State	557-433-1 (17th Season)
Career Record	Same
Assistant Coach	Jeremy Fikac (9th Season)
Alma Mater	Texas State, 1998
Assistant Coach	Steven Trout (1st Season)
Alma Mater	TCU, 2007
Volunteer Assistant	Dominic Ramos (1st Season)
Alma Mater	Texas State, 2005
Dir. of Baseball Ops	Blake Whitter (1st Season)
Alma Mater	Texas State, 2015
Athletic Trainer	Casey Meyer (1st Season)
	Wisconsin-Stevens Point, 2012
Student Assistants	Hunter Lemke (2nd Season)
Managers	Will Grant (3rd Season)
	Luis De La Cruz (1st Season)
Baseball Office	(512) 245-3383

STADIUM INFORMATION

Home Field	Bobcat Baseball Stadium
Capacity	2,500
Dimensions	330 Left 405 Center 330 Right
Date Opened	2009
Press Box Phone	(512) 245-5739
Ticket Manager	Matt Carson
Phone	(512) 245-5448

TEAM INFORMATION

2015 Record	24-32-1
Home	12-16-1
Away	10-14
Neutral	2-2
Sun Belt Conference	14-16
Letterwinners Returning/Lost	17/13
Starters Returning/Lost	6/4
Pitchers Returning/Lost	8/7
Newcomers	15
All-Time Record	1,020-822-4
All-Time SBC Record	43-41
All-Time WAC Record	16-11
All-Time SLC Record	376-269
Southland Championships	3 ('09, '10, '11)
SLC Tournament Championships	4 ('97, '99, '00, '11)
NCAA Tournament Record	4-10
Last NCAA Tournament Opponent	Texas (6/5/11)
Result	L, 4-3

SPORTS INFORMATION

Baseball Contact	Joshua Flanagan
Office Phone	(512) 245-4387
Cell Phone	(940) 390-6853
Email	jcf65@txstate.edu
Twitter	@TXStateBaseball
Website	www.txstatebobcats.com

2016 TEXAS STATE BASEBALL ROSTER

NO.	NAME	POS.	B/T	HT.	WT.	CL./EXP.	HOMETOWN (HIGH SCHOOL/PREVIEW SCHOOL)
1	Braden Pearson	LHP	R/L	6-3	165	So./1L	Georgetown, Texas / Georgetown HS
2	Luke Sherley	IF	R/R	6-1	190	So./1L	The Woodlands, Texas / The Woodlands HS
3	Theodore Hoffman	OF	R/R	6-0	200	So./1L	Brenham, Texas / Brenham HS
4	Jacob Almendarez	OF / IF	R/R	5-7	165	Fr./HS	Pearland, Texas / Pearland HS
6	Jonathan Ortega	IF	R/R	5-8	180	Fr./HS	Victoria, Texas / Victoria East HS
7	Granger Studdard	OF / IF	L/R	6-1	200	Jr./2L	Buda, Texas / Hays HS
9	Cory Geisler	LHP / OF	R/L	6-1	195	Sr./3L	Spring, Texas / Klein Collins HS
10	Felipe Rodriguez	C	R/R	5-11	185	Fr./HS	Laredo, Texas / John B. Alexander HS
11	Anthony Pagano	LHP / IF	L/L	6-0	195	Fr./HS	Humble, Texas / Atascocita HS
12	Jared Huber	C / IF	R/R	5-9	170	So./1L	Spring, Texas / Klein Collins HS
13	Brandon Lewis	LHP	L/L	5-11	170	Fr./HS	Cypress, Texas / Cy Fair HS
15	Dylan Paul	C / IF	R/R	6-0	180	So./1L	Katy, Texas / Taylor HS
16	Calvin Bush	RHP	R/R	6-1	190	Fr./HS	Austin, Texas / St. Michael's Catholic Academy
17	Wes Engle	LHP / IF	L/L	6-4	205	Fr./HS	Bedford, Texas / Trinity HS
18	Justin Dellinger	RHP	R/R	6-4	190	Sr./3L	Lake Jackson, Texas / Brazoswood HS
19	Jaylen Hubbard	IF	R/R	5-10	190	R-Fr./1L	Missouri City, Texas / Dulles HS
20	Derek Scheible	OF	R/R	6-2	190	So./1L	Robstown, Texas / Calallen HS
21	Lucas Humpal	RHP	R/R	6-3	195	Sr./3L	Corpus Christi, Texas / Flour Bluff HS
22	Alec Sanchez	RHP	R/R	6-0	190	Jr./TR	Georgetown, Texas / Georgetown HS / Temple JC
23	Mickey Scott	IF	R/R	6-1	190	So./1L	San Angelo, Texas / Central HS
24	Ryan Newman	IF / C	L/R	6-0	225	Fr./HS	Brenham, Texas / Brenham HS
27	Jeremy Hallonquist	RHP	R/R	6-3	202	R-Sr./3L	Hallsville, Texas / Hallsville HS
28	Nick Perez	IF / RHP	R/R	6-2	205	Fr./HS	Austin, Texas / Stephen F. Austin HS
29	Brayden Theriot	RHP	R/R	6-2	195	Fr./HS	Sugar Land, Texas / Elkins HS
31	Weston Seay	RHP	R/R	5-10	195	Fr./HS	Hallettsville, Texas / Hallettsville HS
32	Pasquale Mazzoccoli	RHP	R/R	6-5	200	R-Sr./TR-1L	Katy, Texas / Katy HS / Blinn
33	Justin Farrar	LHP	L/L	6-1	195	R-Fr./HS	Missouri City, Texas / Ridge Point HS
34	Jonathan Hennigan	LHP	L/L	6-4	180	Jr./TR	Center, Texas / Center HS / Galveston
35	Joe Powell	RHP	R/R	5-10	195	R-Jr./TR-1L	Dallas, Texas / Jesuit College Prep / St. Louis
36	Chase Hodson	RHP	R/R	6-1	205	R-Sr./TR	Richmond, Texas / Travis HS / Alvin CC / Miami
42	Tanner Hill	IF / C	R/R	6-2	250	Sr./TR-2L	San Marcos, Texas / Canyon HS / Galveston CC
43	Quinn Atwood	RHP	R/R	6-2	200	Jr./2L	Katy, Texas / Katy HS
44	Cody Lovejoy	OF	R/R	6-1	205	R-Sr./3L	Lorena, Texas / Lorena HS

COACHING STAFF

HEAD COACH:	#5	Ty Harrington, 17th Season
ASSISTANT COACH:	#8	Jeremy Fikac, 9th Season
ASSISTANT COACH:	#30	Steven Trout, 1st Season
VOLUNTEER ASSISTANT:	#25	Dominic Ramos, 1st Season

DIR. OF BASEBALL OPS:	Blake Whitter, 1st Season
ATHLETIC TRAINER:	Casey Meyer, 1st Season
STUDENT ASSISTANTS:	Hunter Lemke, 2nd Season
MANAGERS:	Will Grant, 3rd Season
	Luis De La Cruz, 1st Season

ALPHABETICAL ROSTER

Almendarez, Jacob	4	IF/OF
Atwood, Quinn	43	RHP
Bush, Calvin	16	RHP
Dellinger, Justin	18	RHP
Engle, Wes	17	LHP/IF
Farrar, Justin	33	LHP
Geisler, Cory	9	LHP/OF
Hallonquist, Jeremy	27	RHP
Hennigan, Jonathan	34	LHP
Hill, Tanner	41	IF/C
Hodson, Chase	36	RHP
Hoffman, Theodore	3	OF/IF
Hubbard, Jaylen	19	IF
Huber, Jared	12	C/IF
Humpal, Lucas	21	RHP
Lewis, Brandon	13	LHP
Lovejoy, Cody	44	OF

Mazzoccoli, Pasquale	32	RHP
Newman, Ryan	24	IF/C
Ortega, Jonathan	6	IF
Pagano, Anthony	11	LHP/IF
Paul, Dylan	15	C/IF
Pearson, Braden	1	LHP
Perez, Nick	28	IF/RHP
Powell, Joe	35	RHP
Rodriguez, Felipe	10	C
Sanchez, Alec	22	RHP
Scheible, Derek	20	OF
Scott, Mickey	23	IF
Seay, Weston	31	RHP
Sherley, Luke	2	IF
Studdard, Granger	7	OF/IF
Theriot, Brayden	29	RHP

PRONUNCIATION GUIDE

4 Jacob ALMENDAREZ	all-men-DARE-us
9 Cory GEISLER	G-ICE-ler
10 FELIPE Rodriguez	fuh-LEEP-eh
12 Jared HUBER	HUE-burr
20 Derek SCHEIBLE	SHY-bull
21 Lucas HUMPAL	HUMP-el
27 Jeremy HALLONQUIST	HAL-un-QUIST

29 Brayden THERIOT	TEAR-ee-OH
31 Weston SEAY	SEE
32 PASQUALE MAZZOCOLI	pas-QWAUL-ee
	MAZZ-uh-COAL-ee
33 Justin FARRAR	FAIR-uh (like Farrah)
AC Jeremy FIKAC	FEE-kotch

BOBCAT BITS
2016 TEAM COMPARISON

AT THE PLATE	TXST	ASU
Average	.287	.251
Games Played	49	47
At Bats	1709	1543
Runs	274	248
Hits	491	388
Doubles	87	71
Triples	12	12
Home Runs	40	24
RBI	244	224
Total Bases	722	555
Slugging Percentage	.422	.360
Walks	172	182
Hit by Pitch	32	79
Strikeouts	286	338
Ground into Double Play	25	25
On Base Percentage	.361	.356
Sacrifice Fly	14	18
Sacrifice Hits	38	60
Stolen Bases-Attempted	31-47	43-50
Left on Base	389	396

IN THE FIELD	TXST	ASU
Putouts	1325	1237
Assists	572	501
Errors	57	56
Fielding Percentage	.971	.969

ON THE MOUND	TXST	ASU
Earned Run Average	3.95	4.71
Complete Games	3	2
SHO/CBO	5/4	2/2
Saves	15	6
Innings Pitched	441.2	412.1
Hits Allowed	412	438
Runs Allowed	235	252
Earned Runs Allowed	194	216
Walks	170	219
Strikeouts	377	331
Doubles Allowed	65	75
Triples Allowed	10	9
Home Runs Allowed	24	31
Opp. Batting Average	.250	.279
Wild Pitches	42	47
Hit by Pitch	38	40
Balks	5	9
Sacrifice Flies Allowed	13	17
Sacrifice Hits Allowed	34	38

THIS WEEK IN THE SBC
TUESDAY, MAY 10

Georgia State	at	Kennesaw State	5 p.m.
Georgia Southern	at	North Florida	5 p.m.
Troy	at	Auburn	6 p.m.
Memphis	at	Arkansas State	6:30 p.m.

WEDNESDAY, MAY 11

UL Lafayette	at	Houston	5 p.m.
North Florida	at	Georgia Southern	5 p.m.
Mississippi State	at	Troy	6 p.m.

FRIDAY, MAY 13

UT Arlington	at	App State	5 p.m.
Troy	at	Georgia State	6 p.m.
Little Rock	at	UL Monroe	6 p.m.
TEXAS STATE	AT	ARKANSAS ST.	6 P.M.
Clemson	at	Georgia Southern	6 p.m.
UL Lafayette	at	South Alabama	6:30 p.m.

SATURDAY, MAY 14

Troy	at	Georgia State	2 p.m.
UT Arlington	at	App State	2 p.m.
TEXAS STATE	AT	ARKANSAS ST.	4 P.M.
Little Rock	at	UL Monroe	6 p.m.
Clemson	at	Georgia Southern	6 p.m.
UL Lafayette	at	South Alabama	6:30 p.m.

SUNDAY, MAY 15

UT Arlington	at	App State	12 p.m.
Clemson	at	Georgia Southern	12 p.m.
UL Lafayette	at	South Alabama	1 p.m.
Little Rock	at	UL Monroe	1 p.m.
TEXAS STATE	AT	ARKANSAS ST.	1 P.M.
Troy	at	Georgia State	1 p.m.

KING OF THE Ks

LUCAS HUMPAL is now the new strikeout king at Texas State with 279 career strikeouts to extend the all-time record and counting. With four strikeouts April 1 at Georgia Southern, he became the new strikeout leader at Texas State. Starting fast with 41 strikeouts his freshman season, Humpal struck out 82 more batters in 2014 and 80 last season. In 2016, he has 76 strikeouts to just 18 walks this season and an ERA of just 2.90. In addition to strikeouts, Humpal has the chance to cement his legacy in other records as well. The senior from Corpus Christi currently has 68 career appearances, 20 career wins and 345.1 innings pitched, good enough for fifth in appearances, tied for fifth in wins and sitting second in innings pitched all-time at Texas State.

RECORD WATCH

In addition to Humpal, **GRANGER STUDDARD** and **TANNER HILL** have already put their names in the Texas State record books on the all-time home runs list with 27 for Hill (tied for fourth) and 21 for Studdard (tied for 10th). **PASQUALE MAZZOCCOLI** currently sits third all-time in career saves and tied for first all-time in season saves with 11 this year. Studdard and Hill could lay claim to other categories in the record books, along with **CODY LOVEJOY** and **CORY GEISLER** before the season is over.

HILL'S POWER AMONG THE BEST IN THE NATION

TANNER HILL's calling card since he's been at Texas State has been the power he brings to the lineup. This year is no different, but now he is making an impact on a national level. He currently has 14 home runs on the year to lead the Sun Belt Conference, tying him for 15th in the nation in homers, 22nd in home runs per game and 56th in slugging percentage.

GEISLER IS HEATING UP

Since being inserted into the starting weekend rotation, **CORY GEISLER** has truly made an impact for the Bobcats. After taking over in the Appalachian State series, Geisler leads the team in batting average (.364) and is second in ERA (3.13). He is tied with **LUCAS HUMPAL** and **JEREMY HALLONQUIST** in wins during that stretch with three and is holding opponents to a .224 batting average to lead the team. His strikeout-to-walk ratio is 44-14 in the 46 innings he has thrown since Appalachian State, and he leads the team in strikeouts looking (15) and runs allowed (19) and is second on the team in strikeouts (44), hits allowed (39) and earned runs allowed (16). At the plate, Geisler is 24-for-66 with six doubles, a triple, nine runs scored and five RBIs.

NEWMAN TAKING OFF

RYAN NEWMAN is currently going through his hottest stretch of the season the past nine games. He has tallied 19 hits in those nine games, highlighted by four hits in the series opener against Troy and following with six hits and six RBIs in the Georgia State series. He has a hit in every game throughout the stretch, and is hitting .500 with an on-base percentage of .525 to lead the team in both categories, in addition to hits (19). He is second in slugging percentage (.658) during the stretch, first in RBIs (nine), second in total bases (25) and steals (two).

A LOOK AHEAD...

MONDAY 5/16	TUESDAY 5/17	WEDNESDAY 5/18	THURSDAY 5/19	FRIDAY 5/20	SATURDAY 5/21	SUNDAY 5/22
OFF	at Texas 6 p.m. UFCU Disch-Falk Austin, Texas	TRAVEL	at UT Arlington 6:30 p.m. Clay Gould Ballpark Arlington, Texas	at UT Arlington 6:30 p.m. Clay Gould Ballpark Arlington, Texas	at UT Arlington 2 p.m. Clay Gould Ballpark Arlington, Texas	OFF

2016 SUN BELT CONFERENCE STANDINGS

SCHOOL	SBC	PCT	OVERALL	PCT	STK
South Alabama	19-5	0.792	36-14	0.720	W1
UL Lafayette	16-8	0.667	31-17	0.646	W1
Little Rock	14-10	0.583	23-22	0.511	L2
TEXAS STATE	13-11	0.542	26-23	0.531	L1
Georgia Southern	14-13	0.519	29-20	0.592	L2
Troy	12-12	0.500	27-22	0.551	L3
UT Arlington	11-13	0.458	25-24	0.510	W2
Georgia State	9-15	0.375	23-26	0.469	L1
Arkansas State	9-15	0.375	22-25	0.468	W2
UL Monroe	9-15	0.375	19-30	0.388	W2
Appalachian State	9-18	0.333	15-33	0.313	L1

2016 SEASON LEADERS

AT THE PLATE

Average	Dylan Paul - .343
Slugging Percentage	Tanner Hill - .621
On Base Percentage	Dylan Paul - .427
Runs	Tanner Hill - 39
Hits	Tanner Hill - 65
RBI	Tanner Hill - 37
Doubles	Tanner Hill - 16
Triples	Paul, Ortega - 2
Home Runs	Tanner Hill - 14
Total Bases	Tanner Hill - 123
Walks	Granger Studdard - 34
Hit by Pitch	Cody Lovejoy - 6
Sacrifice Bunts	Jonathan Ortega - 8
Sacrifice Flies	Granger Studdard - 3
Stolen Bases	Jonathan Ortega - 7
Average vs. Left	Dylan Paul - .389
Average vs. Right	Cory Geisler - .373
Average w/ 2 Outs	Cory Geisler - .452
Average w/ RBI Opps	Dylan Paul - .400
2-Out RBIs	Tanner Hill - 17

ON THE MOUND

Earned Run Average	Cory Geisler - 2.86
Opposing Batting Average	Cory Geisler - .223
Wins	Lucas Humpal - 6
Saves	Pasquale Mazzoccoli - 11
Innings Pitched	Lucas Humpal - 90.0
Appearances	Pasquale Mazzoccoli - 22
Strikeouts	Lucas Humpal - 76
Strikeouts Looking	Lucas Humpal - 19
Hits Allowed	Cory Geisler - 42
Runs Allowed	Cory Geisler - 19
Earned Runs Allowed	Cory Geisler - 16

WHO'S HOT IN THE LAST 10

AT THE PLATE

Average	Cory Geisler - .455
Slugging Percentage	Cory Geisler - .773
On Base Percentage	Cory Geisler - .478
Runs	Dylan Paul - 8
Hits	Ryan Newman - 19
RBI	Newman, Sherley - 9
Doubles	Tanner Hill - 8
Triples	Newman, Geisler - 1
Home Runs	Luke Sherley - 2
Total Bases	Tanner Hill - 28
Walks	Studdard, Huber, Ortega - 3
Hit by Pitch	Lovejoy, Paul - 2
Sacrifice Bunts	Derek Scheible - 3
Sacrifice Flies	None
Stolen Bases	Ryan Newman - 2
Average vs. Left	Luke Sherley - .800
Average vs. Right	Ryan Newman - .472
Average w/ 2 Outs	Cory Geisler - .875
Average w/ RBI Opps	Tanner Hill - .545
2-Out RBIs	Ryan Newman - 5

ON THE MOUND

Earned Run Average	Jonathan Hennigan - 1.02
Opposing Batting Average	Jonathan Hennigan - .185
Wins	Jonathan Hennigan - 2
Saves	Pasquale Mazzoccoli - 2
Innings Pitched	Jonathan Hennigan - 17.2
Appearances	Pasquale Mazzoccoli - 5
Strikeouts	Jonathan Hennigan - 19
Strikeouts Looking	Pasquale Mazzoccoli - 5
Hits Allowed	Pasquale Mazzoccoli - 8
Runs Allowed	Jonathan Hennigan - 2
Earned Runs Allowed	Jonathan Hennigan - 2

HOT OFFENSE

Texas State's offense has been strong through the season. This year, the Bobcats have a .287 team batting average, 491 hits, 274 runs, 244 RBIs and 139 extra-base hits and 40 home runs. Currently, Texas State is leading the Sun Belt Conference in home runs, slugging percentage and total bases while sitting second in hits, triples and at bats. Eight Bobcats who have taken a swing are hitting .303 or better, led by **DYLAN PAUL** at .343. Meanwhile, eight Bobcats have struck 30 hits or more this season, led by **TANNER HILL** and his 65 hits.

MAZZOCOLI CLOSERS STRONG

After seeing time as a weekend starter last season, senior **PASQUALE MAZZOCOLI** has taken over as the Bobcat closer in 2016. He has racked up 11 saves to sit tied for first in the Sun Belt Conference and is tied for seventh in the country. Now he is tied for first on the all-time list for saves in a season at Texas State. He is also tied for third in the SBC in games finished and tied for sixth in games in relief. His ERA currently stands at 3.48 with 37 strikeouts.

ORTEGA A YOUNG LEADER IN MORE WAYS THAN ONE

Texas State's leadoff man may just be a freshman, but **JONATHAN ORTEGA** has not shied away from the important role. In the first at-bat of his collegiate career on opening night, the first time he swung the bat was a home run and he hasn't slowed down since. Ortega has been the most consistent bat for the Bobcats while manning second base. He is currently hitting .303 and is second on the team in hits (63) and is tied for second in RBIs (26) and second in runs with 30. The freshman has been able to do it while tallying 88 total bases on a .358 on-base percentage with a .423 slugging percentage. He also has the team lead in steals with seven.

SWINGING FOR THE FENCES

So far this season, nine different Bobcats have sent the ball out of the ballpark, led by **TANNER HILL** and his Sun Belt Conference-leading 14 home runs, racking up 40 total homers as a team. **RYAN NEWMAN** has tallied seven while **THEODORE HOFFMAN** has five home runs. Meanwhile **GRANGER STUDDARD** knocked two against Nevada for four on the year while **JONATHAN ORTEGA** has three homers. With two last week, **LUKE SHERLEY** has three home runs while **DYLAN PAUL** has two. **JAYLEN HUBBARD** and **DEREK SCHEIBLE** have also gone yard this season.

TEXAS STATE IN THE SUN BELT CONFERENCE

TEAM BATTING		TEAM PITCHING		INDIVIDUAL BATTING		INDIVIDUAL PITCHING	
Batting Average	4th	Earned Run Average	5th	Batting Average	Hill, 9th	Earned Run Average	Geisler, 8th
Slugging Percentage	1st	Opposing Batting Average	4th	Slugging Percentage	Hill, 2nd	Opp Batting Average	Geisler, 8th
On-Base Percentage	5th	Innings Pitched	T-3rd	On-Base Percentage	Studdard, 10th	Innings Pitched	Humpal, 2nd
Runs Scored	6th	Batters Struck Out	3rd	Runs Scored	Hill, T-7th	Batters Struck Out	Humpal, 2nd
Hits	2nd	Batters Struck Out Looking	T-2nd	Hits	Hill, 5th	Batters SO Looking	Humpal, 8th
RBI	6th	Wins	5th		Ortega, T-6th		Hodson, T-9th
Doubles	4th	Losses	6th	RBIs	Hill, 10th	Wins	Humpal, T-4th
Triples	T-2nd	Saves	2nd	Doubles	Hill, T-2nd	Saves	Mazzoccoli, T-1st
Home Runs	1st	Runners Picked Off	6th	Triples	NR	Appearances	NR
Total Bases	1st	Sacrifice Bunts Allowed	9th	Home Runs	Hill, 1st	Games Finished	Mazzoccoli, T-3rd
Total Plate Appearances	5th	Sacrifice Flies Allowed	8th	Total Bases	Hill, 2nd	Games in Relief	Mazzoccoli, T-6th
At Bats	2nd	Hits Allowed	4th		Ortega, T-7th	Wild Pitches	NR
Walks	T-8th	Runs Allowed	5th	Walks	Studdard, 3rd	Balks	NR
Hit by Pitch	10th	Earned Runs Allowed	5th	Hit by Pitch	NR	Hits Allowed	Geisler, 3rd
Strikeouts	NR	Walks Allowed	5th	Sacrifice Bunts	NR	Runs Allowed	Geisler, 2nd
Sacrifice Bunts	8th	Doubles Allowed	3rd	Sacrifice Flies	NR	Earned Runs Allowed	Geisler, 3rd
Sacrifice Flies	T-8th	Triples Allowed	7th	Stolen Bases	NR	Walks Allowed	Hallonquist, T-5th
Stolen Bases	9th	Home Runs Allowed	4th	Plate Appearances	Ortega, T-2nd		Geisler, T-8th
Caught Stealing	7th	Wild Pitches	T-6th		Studdard, T-9th	Doubles Allowed	Geisler, T-2nd
Steal Attempts	9th	Balks	T-5th	At Bats	Ortega, 1st	Triples Allowed	NR
Grounded into Double Play	T-6th	Hit Batters	NR		Hill, 3rd	Home Runs Allowed	Hennigan, 10th
		Intentional Walks Allowed	T-8th				

BY THE NUMBERS

All Opponents	25-23
Conference	13-11
Non-Conference	13-12
Home	18-14
Away	7-8
Neutral	1-1
vs. Ranked Teams	1-4
Day	17-10
Night	9-13
Midweek Games	4-8
Weekend Games	22-14
Series Openers	6-5
Middle Games	8-4
Series Finales	6-5
In February	5-3
In March	10-7
In April	7-12
In May	3-1
TXST Starter Pitches 5+ Innings	22-15
TXST Starter Pitches <5 Innings	4-8
TXST Staff Posts 10+ Ks	7-6
TXST Staff Posts 12+ Ks	1-2
TXST Staff Posts 15+ Ks	--
vs. Left-handed Starters	6-5
vs. Right-handed Starters	20-18
1-Run Games	8-8
2-Run Games	2-4
3-Run Games	3-1
4-Run Games	5-5
5+ Run Games	8-5
Extra Innings	1-5
Shutouts	5-1
Scoring 0-2 Runs	2-8
Scoring 3-5 Runs	10-7
Scoring 6-9 Runs	7-8
Scoring 10+ Runs	7-0
Opponent 0-2 Runs	17-1
Opponent 3-5 Runs	7-6
Opponent 6-9 Runs	1-9
Opponent 10+ Runs	1-7
TXST Scores in First Inning	13-0
Opponent Scores in First Inning	3-7
TXST Scores First	20-6
Opponent Scores First	6-17
After Six Leading	19-5
After Six Trailing	1-15
After Six Tied	6-3
After Seven Leading	22-5
After Seven Trailing	1-18
After Seven Tied	3-0
After Eight Leading	22-2
After Eight Trailing	1-17
After Eight Tied	2-4
Hit 0 Home Runs	12-11
Hit 1 Home Run	8-7
Hit 2+ Home Runs	6-5
Opponent 0 Home Runs	20-11
Opponent 1 Home Run	4-8
Opponent 2+ Home Runs	2-4
Made 0 Errors	9-4
Made 1 Error	13-8
Made 2+ Errors	4-11
Opponent 0 Errors	10-10
Opponent 1 Error	7-8
Opponent 2+ Errors	9-5
Out-hit Opponent	22-8
Out-hit by Opponent	1-12
Tied in Hits	3-3

TEXAS STATE RECORD WHEN ...

RECORD WHEN TEAM SCORES:											
Runs	0	1	2	3	4	5	6	7	8	9	10+
W-L	0-1	0-3	2-4	2-4	7-3	1-0	4-3	3-2	0-2	0-1	7-0
RECORD WHEN OPPONENT SCORES:											
Runs	0	1	2	3	4	5	6	7	8	9	10+
W-L	5-0	7-1	5-0	4-3	1-1	2-2	1-3	0-2	0-3	0-1	1-7
RECORD WHEN LEADING AFTER:											
Inn.	1	2	3	4	5	6	7	8			
W-L	11-0	13-4	16-4	18-7	18-6	19-5	22-5	22-2			
RECORD WHEN TRAILING AFTER:											
Inn.	1	2	3	4	5	6	7	8			
W-L	1-7	4-9	2-14	4-11	5-14	1-15	1-18	1-17			
RECORD WHEN TIED AFTER:											
Inn.	1	2	3	4	5	6	7	8			
W-L	14-16	9-10	8-5	4-5	3-3	6-3	3-0	2-4			

HUMPAL GARNERS NATIONAL, CONFERENCE WEEKLY AWARDS

Senior ace **LUCAS HUMPAL** was named the National Collegiate Baseball Writers Association's National Pitcher of the Week on March 8. He also earned a nod from the Sun Belt Conference and *CollegeSportsMadness.com* for the Pitcher of the Week honor in the same week. In his performance that week, Humpal threw 11 strikeouts in a complete-game shutout of Incarnate Word Friday, March 4. After tallying five strikeouts in the first three innings, he teamed with the defense to retire the final 13 consecutive batters of the game. He did not allow an extra-base hit nor a walk or a hit by pitch in the game.

FOUR CONSECUTIVE BOBCATS EARN STUDENT-ATHLETE OF THE WEEK HONORS

In addition to **LUCAS HUMPAL** and his SBC weekly honor March 8, the Bobcats have had three others recognized as Sun Belt Conference Student-Athletes of the Week. On March 21, senior pitcher **JEREMY HALLONQUIST** earned the honor. He did not give up a run or even a free base, finishing eight innings without a walk, wild pitch, balk or hit batsman. Hallonquist struck out four batters and held Appalachian State to a .138 batting average. His eight innings helped the Bobcats pull off 25 consecutive innings in which they held the Mountaineers without a run.

Freshman second baseman **JONATHAN ORTEGA** earned his first career nod as SBC Player of the Week, being recognized on March 15 for a week in which he was 10-for-20 with eight runs scored combined at Baylor and in a three-game series against UL Monroe. He was 4-for-6 at Baylor and notched his and the team's first five-hit day in the series finale against UL Monroe. He finished the week with four doubles, two RBIs, a walk, a steal, an on-base percentage of .524, a .700 slugging percentage and some impressive plays on defense.

Sophomore shortstop **LUKE SHERLEY** was named the Sun Belt Conference's Student-Athlete of the Week on March 1, notching eight hits on the week, including seven hits in three games at the Kleberg College Classic. He didn't hit below .333 in any game that week and was 2-for-4, 2-for-4 and 3-for-4 in the tournament, adding his first career home run on the first night of the Kleberg College Classic. Tallying five RBIs, Sherley went .583 on a 7-for-12 weekend with three runs scored. He slugged .917 with a .583 on-base percentage. In addition to his offensive prowess, the shortstop turned two double plays to show off some impressive defensive skill.

2016 SBC STUDENT-ATHLETES OF THE WEEK

PITCHER OF THE WEEK

Feb. 23	Chase Cohen, Georgia Southern
March 1	Kevin Hill, South Alabama
MARCH 8	LUCAS HUMPAL, TEXAS STATE
March 15	Dylan Moore, UL Lafayette
MARCH 21	JEREMY HALLONQUIST, TEXAS STATE
March 28	Brayden Bouche, UL Monroe
April 4	Kevin Hill, South Alabama
April 11	Evan Guillory, UL Lafayette
April 18	Kadon Simmons, UT Arlington
April 25	Wayne Wages, Georgia State
May 2	Brayden Bouche, UL Monroe
May 9	Breydan Gorham, Appalachian State

PLAYER OF THE WEEK

Feb. 23	Kyle Clement, UL Lafayette
MARCH 1	LUKE SHERLEY, TEXAS STATE
March 8	Ryan Scott, Little Rock
MARCH 15	JONATHAN ORTEGA, TEXAS STATE
March 21	Ryan Scott, Little Rock
March 28	Ryan Scott, Little Rock
April 4	Jack Thompson, Georgia State
April 11	Joey Roach, Georgia State
April 18	Joe Robbins, UL Lafayette
April 25	Joe Schrimpf, Arkansas State
May 2	Tanner Mann-Fix, Appalachian State
May 9	Colton Turner, UT Arlington



HOME RUN BREAKDOWN

Home	28
Road	11
Neutral	1
vs. Right-Handed Pitcher	30
vs. Left-Handed Pitcher	10
vs. Starters	23
vs. Relievers	17
Sun Belt	17
Non-SBC	23
0 Outs	16
1 Out	12
2 Outs	12
Solo Home Run	27
2-Run HR	6
3-Run HR	7
Grand Slam	—
February	5
March	16
April	15
May	4
1st Inning	6
2nd Inning	7
3rd Inning	2
4th Inning	3
5th Inning	3
6th Inning	2
7th Inning	4
8th Inning	10
9th Inning	2
Extra Innings	1
0-0 Count	6
0-1 Count	3
0-2 Count	—
1-0 Count	4
1-1 Count	5
1-2 Count	3
2-0 Count	2
2-1 Count	5
2-2 Count	7
3-0 Count	—
3-1 Count	3
3-2 Count	2
Leadoff	3
2nd Batter	2
3rd Batter	5
Clean Up	11
5th Batter	6
6th Batter	2
7th Batter	6
8th Batter	2
9th Batter	—
Pinch Hitter	3
Day Games	17
Night Games	23
Record with HR	14-12
Record without HR	12-11

TEXAS STATE 

HOME RUN DETAILS

NO.	PLAYER (#)	OPPONENT (DATE)	LOC.	RUNS	OUTS	COUNT	INN.	PITCHER
1	Ortega #	Washington State (2/19)	LF	1	0	1-0	1	Hamilton
2	Hill	Washington State (2/19)	LF	1	1	1-1	5	Hamilton
3	Sherley +	vs. Michigan State (2/26)	LF	1	0	0-1	7	Vieaux
4	Hill (2)	at Texas A&M-CC (2/28)	LF	1	0	2-1	2	Worrell
5	Newman	at Texas A&M-CC (2/28)	LC	2	1	0-0	3	Worrell
6	Hill (3)	Texas (3/1)	LF	1	2	2-1	6	Ridgeway
7	Newman (2) +	Texas (3/1)	RC	1	2	2-2	8	Clemens, Ka.
8	Ortega (2)	Incarnate Word (3/4)	LF	3	0	0-0	8	Hardee
9	Scheible	Incarnate Word (3/5)	LF	3	2	3-1	8	Acker
10	Hill (4)	Incarnate Word (3/6)	LF	2	2	2-0	1	Lesley
11	Newman (3)	UL Monroe (3/12 Game 1)	RC	1	0	0-0	8	Hunt
12	Studdard #*^	UL Monroe (3/12 Game 2)	RF	1	1	1-1	11	Herrera
13	Studdard (2) +	at UTSA (3/15)	RC	1	0	2-1	4	Craigie
14	Hoffman	at UTSA (3/15)	LF	1	1	2-2	7	Shewcraft
15	Hoffman (2)	at UTSA (3/15)	LF	3	0	1-2	8	Herbelin
16	Hoffman (3) #*^	Appalachian State (3/19)	LF	3	1	2-1	3	Hardin
17	Paul	Appalachian State (3/19)	LF	1	0	0-1	8	Helms
18	Hill (5)	Appalachian State (3/20)	LF	1	1	0-0	6	Howell
19	Hill (6)	South Alabama (3/24)	LF	1	2	3-1	5	Bell
20	Hill (7)	South Alabama (3/24)	LC	1	1	2-2	7	Bell
21	Hill (8) #	South Alabama (3/25)	LF	1	0	1-1	2	Hill
22	Newman (4) #@	at Georgia Southern (4/2 Game 1)	RC	1	0	1-2	8	Hughes
23	Hoffman (4) +	at Georgia Southern (4/2 Game 2)	LF	1	1	1-0	8	Simmons
24	Hill (9)	at Georgia Southern (4/2 Game 2)	LF	3	2	0-1	9	Kelly
25	Hill (10)	UTSA (4/5)	LC	2	2	2-2	1	Harrison
26	Hoffman (5)	UTSA (4/5)	LF	1	2	2-2	1	Harrison
27	Newman (5) +	UTSA (4/5)	RC	2	0	3-2	2	Griggs
28	Nemwan (6)	UTSA (4/5)	RF	1	1	3-2	5	Griggs
29	Hill (11) #	Nevada (4/8)	LF	1	0	2-0	2	Stolo
30	Studdard (3)	Nevada (4/9)	RC	1	2	0-0	4	Charpie
31	Studdard (4)	Nevada (4/9)	RF	1	0	1-1	7	Charpie
32	Hill (12) +	No. 19 Rice (4/12)	LF	1	1	2-2	4	Amador
33	Hill (13) #	Little Rock (4/15 Game 2)	LC	1	0	0-0	2	Slayton
34	Ortega (3)	Little Rock (4/15 Game 2)	LF	1	2	3-1	8	Oberling
35	Hubbard #	at No. 20 UL Lafayette	LF	1	0	1-0	2	Leger
36	Paul (2) @	Troy (4/30)	LC	3	0	1-0	9	Skinner
37	Hill (14) #*^	at UTSA (5/3)	LF	1	2	1-1	1	Harrison
38	Sherley (2)	at UTSA (5/3)	LF	2	1	2-2	2	Harrison
39	Newman (7)	Georgia State (5/7)	RC	2	2	2-1	1	Habeck
40	Sherley (3)	Georgia State (5/8)	LF	3	1	1-2	8	Payne

+ Game-tying

Tie-breaking

* Game-winning

@ Pinch-hit

> Inside-the-park

^ Provided eventual-winning Runs

! Erased deficit and gave TXST the lead

TEXAS STATE BASEBALL PASSES 1,000 WINS

Texas State earned the program's 1,000th victory Friday, March 4 against Incarnate Word. The Bobcats did it in style with a 4-0 shutout and a complete-game, 11-strikeout performance from senior starter **LUCAS HUMPAL**. The Bobcats stand at 1,020 wins. Head Coach **TY HARRINGTON** has won the lion's share, with a career record of 557-433-1, but other coaches have contributed too. **STEVE PRENTICE** won 222 games from 1987-1993. **HOWARD BUSHONG** won 181 from 1994-1999. **JAY JEFFREY**, the first coach of the program, won 60 games in 1985-86.

YOUTH MOVEMENT

The Bobcats have a good bit of youth contributing on the squad stretching from freshmen to redshirt freshmen and sophomores. So far in this young season, depending on the game, five or six of the nine regular starters are sophomores or freshmen. On the mound, nine of the arms on the squad are sophomores or younger. In fact, 20 players on the squad are sophomores, freshmen or redshirt freshmen as the Bobcats begin the season. Texas State does have strong leadership for the young bucks with nine seniors on the team.

BOBCATS TABBED THIRD IN THE SUN BELT CONFERENCE

Despite finishing last season in sixth, Texas State received plenty of respect from the coaches of the Sun Belt Conference as the Bobcats were selected third in the SBC Preseason Poll.

HILL, GEISLER RECOGNIZED EARLY

In addition to the team respect, Texas State earned individual recognition from the conference for seniors **TANNER HILL** and **CORY GEISLER** as they were selected to the Sun Belt Conference Preseason Team. Hill was chosen at first base while Geisler was selected as a utility player.

2016 SBC COACHES' POLL

RANK	TEAM (votes for first)	POINTS
1.	UL Lafayette (8)	117
2.	South Alabama (3)	111
3.	TEXAS STATE	88
4.	Troy	81
5.	Georgia Southern	76
6.	Georgia State	63
7.	UT Arlington	57
8.	Arkansas State	50
9.	Little Rock	35
10.	UL Monroe	29
11.	Appalachian State	19

ALL-SBC PRESEASON

POS.	PLAYER	SCHOOL	CLASS
SP	Evan Challenger	Georgia Southern	R-Jr.
SP	Gunner Leger	UL Lafayette	So.
SP	Kevin Hill	South Alabama	R-Sr.
RP	Dylan Moore	UL Lafayette	So.
C	Joey Roach	Georgia State	Sr.
1B	TANNER HILL	TEXAS STATE	SR.
2B	Stefan Trosclair	UL Lafayette	Sr.
SS	Justin Jones	Georgia State	So.
3B	Tanner Ring	Arkansas State	Sr.
OF	Ryan Blanton	Georgia State	Jr.
OF	Kyle Clement	UL Lafayette	Sr.
OF	Cole Billingsley	South Alabama	R-Jr.
DH	Danny Martinez	South Alabama	Sr.
UTL	CORY GEISLER	TEXAS STATE	SR.

PLAYER OF THE YEAR

OF	Cole Billingsley	South Alabama	R-Jr.
----	------------------	---------------	-------

PRESEASON PITCHER OF THE YEAR

SP	Kevin Hill	South Alabama	R-Sr.
----	------------	---------------	-------

MORE PRESEASON HONORS

In addition to the conference's preseason team, **TANNER HILL** was also named to the CollegeSportsMadness.com Sun Belt Preseason All-Conference Team along with junior **GRANGER STUDDARD**. Both players garnered First-Team honors with Hill recognized in the infield and Studdard in the outfield. Last season, Hill led the team in batting average (.319), RBIs (44) and slugging percentage (.511). He finished the year with 60 hits, nine doubles, nine homers and 34 runs scored, adding 16 multiple-hit games with six games of three hits or more. He had 11 multiple-RBI games, including five with three RBIs or more. For Studdard, he finished with team highs in hits (65), home runs (11), triples, at bats (231) and total bases (112). He hit .281 with 10 doubles, 41 RBIs and 32 runs scored. He finished fifth in the conference in home runs, seventh in at bats and tied for eighth in RBIs and total bases. Studdard added 17 multiple-hit games and nine multiple-RBI games.

NEWCOMERS CONTRIBUTING IN 2016

Texas State welcomes 15 newcomers to the squad this season with three transfers and 12 freshmen, and many of them have already been counted on early this season for valuable time on the field. In fact, three have already made a huge impact in **RYAN NEWMAN**, **JONATHAN ORTEGA** and **NICK PEREZ**. Other newcomers with a chance to see the field often include **ANTHONY PAGANO**, **JACOB ALMENDAREZ** and **FELIPE RODRIGUEZ**. Newcomers are also taking the mound for the Bobcats. **CHASE HODSON**, **WES ENGLE**, **JONATHAN HENNIGAN**, **BRAYDEN THERIOT**, **CALVIN BUSH** and Pagano are all newcomers who have seen the mound along with freshman **BRANDON LEWIS** seeing time as a midweek starter. In the group of newcomers, the Bobcats have five strictly position players with eight pitchers and two players who might get the opportunity to pitch and hit for the Bobcats.

BREAKING TRADITION

Junior **GRANGER STUDDARD**'s name is synonymous with Texas State Baseball in just his third season as a Bobcat. But his heavy contributions to the Bobcat squad are bucking a family trend. It wasn't always so clear that he was going to play baseball. Studdard comes from a family of football players from the University of Texas. His father, two uncles, one of their uncles and his cousin Kasey Studdard all played football for the Longhorns. Kasey may be the most accomplished with a five-year career in the NFL for the Houston Texans. Granger, however, chose to break tradition to play baseball at Texas State. That decision is serving him and the Bobcats well.

NATIONAL POLLS

NAT'L COLLEGE BASEBALL WRITERS ASSOCIATION MAY 9, 2016

Rank	School	Rec.	Prev.
1.	Florida	40-8	1
2.	Texas A&M	37-10	2
3.	Mississippi State	33-14-1	3
4.	Miami	35-9	4
5.	Louisville	38-10	5
6.	Florida State	32-13	7
7.	Vanderbilt	36-12	6
8.	TCU	33-12	10
9.	Ole Miss	36-13	11
10.	South Carolina	36-11	8
11.	Texas Tech	37-13	14
12.	N.C. State	32-14	9
13.	LSU	31-16	15
14.	Virginia	31-17	16
15.	Oklahoma State	30-15	18
16.	UC Santa Barbara	31-12-1-13	
17.	Oregon State	29-15	12
18.	Florida Atlantic	33-13	20
19.	Michigan	34-12	21
20.	North Carolina	30-17	17
21.	Louisiana	31-17	19
22.	Clemson	31-16	23
23.	Southern Miss	34-14	25
24.	Georgia Tech	31-15	22
25.	Arizona	31-16	29
26.	Coastal Carolina	34-14	27
27.	Rice	31-14	NR
28.	Creighton	32-10	28
29.	Tulane	31-14	NR
30.	Washington	27-16	NR

D1BASEBALL.COM MAY 9, 2016

Rank	School	Rec.	Prev.
1.	Florida	40-8	1
2.	Texas A&M	37-10	2
3.	Miami	35-9	3
4.	Mississippi State	33-14	4
5.	Florida State	32-13	5
6.	Louisville	38-10	9
7.	Texas Tech	37-13	10
8.	Ole Miss	36-13	12
9.	South Carolina	36-11	7
10.	NC State	32-14	6
11.	Vanderbilt	36-12	8
12.	Virginia	31-17	13
13.	Rice	31-14	14
14.	TCU	33-12	15
15.	Tulane	31-14	16
16.	LSU	31-16	17
17.	Washington	27-16	21
18.	Oklahoma State	30-15	20
19.	Georgia Tech	31-15	22
20.	Coastal Carolina	34-14	23
21.	East Carolina	30-16	24
22.	Arizona	31-16	NR
23.	Florida Atlantic	33-13	NR
24.	Oregon State	29-15	11
25.	Minnesota	30-15	19

BASEBALL AMERICA MAY 9, 2016

Rank	School	Rec.	Prev.
1.	Florida	40-8	1
2.	Texas A&M	37-10	2
3.	Mississippi State	33-14	3
4.	Miami	35-9	4
5.	Texas Tech	37-13	8
6.	Mississippi	36-13	7
7.	Florida State	32-13	5
8.	South Carolina	36-11	6
9.	Louisville	38-10	9
10.	Texas Christian	33-12	12
11.	Louisiana State	31-16	13
12.	Vanderbilt	36-12	10
13.	N.C. State	32-14	11
14.	Rice	31-14	14
15.	Virginia	31-17	16
16.	Oklahoma State	30-15	18
17.	Florida Atlantic	33-13	19
18.	Tulane	31-14	20
19.	Southern Mississippi	31-14	21
20.	Washington	27-16	23
21.	Arizona	31-16	NR
22.	Cal State Fullerton	30-16	NR
23.	Clemson	31-16	NR
24.	UC Santa Barbara	31-12	15
25.	Creighton	32-10	25

COLLEGIATE BASEBALL NEWS MAY 9, 2016

Rank	School (Record)	Pts.	Prev.
1.	Florida (40-8)	493	1
2.	Miami, FL (35-9)	490	3
3.	South Carolina (36-11)	488	2
4.	Florida State (32-13)	485	4
5.	Texas A&M (37-10)	483	5
6.	Louisville (38-10)	481	7
7.	Mississippi St. (33-14-1)	480	8
8.	Vanderbilt (36-12)	477	6
9.	Texas Tech (37-13)	476	10
10.	N.C. State (32-14)	472	9
11.	Virginia (31-17)	470	11
12.	Oklahoma St. (30-15)	468	16
13.	Texas Christian (33-12)	467	12
14.	Washington (27-16)	465	14
15.	Cal State Fullerton (30-16)	463	17
16.	Southern Miss. (34-14)	460	18
17.	Arizona (31-16)	458	19
18.	Rice (31-14)	456	21
19.	Tulane (31-14)	452	—
20.	Mississippi (36-13)	447	26
21.	LSU (31-16)	446	27
22.	Georgia Tech. (31-15)	444	23
23.	South Alabama (36-14)	441	22
24.	Coastal Carolina (34-14)	440	25
25.	Indiana (28-17)	439	—
26.	UC Santa Barbara (31-12-1)	437	13
27.	Minnesota (30-15)	435	20
28.	Arizona State (28-16)	433	30
29.	Michigan (34-12)	431	—
30.	Creighton (32-10)	429	29

USA TODAY COACHES' POLL MAY 9, 2016

Rank	School	Rec.	Prev.
1	Florida (29)	36-6	2
2	Texas A&M (2)	32-8	3
3	Miami	30-8	1
4	Mississippi State	27-13-1	11
5	South Carolina	33-8	8
6	Florida State	28-11	10
7	Vanderbilt	30-10	5
8	Louisville	31-9	4
9	North Carolina State	28-11	9
10	Texas Christian	28-10	6
11	Oregon State	26-10	12
12	Mississippi	31-10	16
13	Louisiana State	27-13	7
14	Texas Tech	31-12	13
15	Coastal Carolina	30-11	26
16	Louisiana Lafayette	27-13	24
17	Florida Atlantic	28-10	17
18	Virginia	26-17	22
19	UC Santa Barbara	25-10-1-14	
20	North Carolina	26-15	15
21	Michigan	28-10	25
22	Oklahoma State	25-14	33
23	Missouri State	28-10	19
24	East Carolina	26-14	29
25	Georgia Tech	27-13	31



MULTIPLES AND STREAKS

MULTIPLE-HIT GAMES		2	3	4	5+	TOTAL
42	Hill,Tanner	8	7	2	-	17
7	Studdard,Granger	15	1	1	-	17
6	Ortega,Jonathan	8	5	2	1	16
24	Newman,Ryan	11	2	2	-	15
2	Sherley,Luke	12	2	1	-	15
19	Hubbard,Jaylen	9	4	-	-	13
3	Hoffman,Theodore	6	3	-	-	9
9	Geisler,Cory	5	3	-	-	8
28	Perez,Nick	4	-	-	-	4
15	Paul,Dylan	1	3	-	-	4
12	Huber,Jared	4	-	-	-	4
44	Lovejoy,Cody	1	2	-	-	3
20	Scheible,Derek	2	-	-	-	2
4	Almendarez,Jacob	1	-	-	-	1
TEAM		87	32	8	1	128

MULTIPLE-RBI GAMES		2	3	4	5+	TOTAL
42	Hill,Tanner	7	2	1	-	10
7	Studdard,Granger	6	1	-	-	7
24	Newman,Ryan	3	2	1	-	6
6	Ortega,Jonathan	3	1	1	-	5
2	Sherley,Luke	3	2	-	-	5
3	Hoffman,Theodore	-	2	1	1	4
9	Geisler,Cory	2	-	1	-	3
15	Paul,Dylan	-	2	1	-	3
12	Huber,Jared	1	1	1	-	3
44	Lovejoy,Cody	1	1	-	-	2
20	Scheible,Derek	1	1	-	-	2
28	Perez,Nick	2	-	-	-	2
19	Hubbard,Jaylen	-	-	1	-	1
17	Engle,Wes	1	-	-	-	1
TEAM		30	15	8	1	54

HITTING STREAKS		LONGEST	CURRENT
7	Studdard,Granger	15	2
9	Geisler,Cory	9	4
24	Newman,Ryan	9	9
6	Ortega,Jonathan	8	-
2	Sherley,Luke	8	5
42	Hill,Tanner	6	5
28	Perez,Nick	5	2
20	Scheible,Derek	5	-
19	Hubbard,Jaylen	5	3
15	Paul,Dylan	4	2
12	Huber,Jared	4	-
3	Hoffman,Theodore	4	-
44	Lovejoy,Cody	4	1
4	Almendarez,Jacob	2	-
23	Scott,Mickey	2	-
11	Pagano,Anthony	1	-
17	Engle,Wes	1	-
10	Rodriguez,Felipe	1	1

REACHED BASE STREAKS		LONGEST	CURRENT
7	Studdard,Granger	20	5
6	Ortega,Jonathan	19	5
44	Lovejoy,Cody	12	2
24	Newman,Ryan	9	9
9	Geisler,Cory	9	4
42	Hill,Tanner	9	5
2	Sherley,Luke	8	5
15	Paul,Dylan	7	2
19	Hubbard,Jaylen	6	3
12	Huber,Jared	6	1
3	Hoffman,Theodore	5	-
20	Scheible,Derek	5	-
28	Perez,Nick	5	2
23	Scott,Mickey	4	-
4	Almendarez,Jacob	4	-
11	Pagano,Anthony	1	-
17	Engle,Wes	1	-
10	Rodriguez,Felipe	1	1

SERIES-BY-SERIES BATTING

	AVG.	GP	AB	R	H	2B	3B	HR	RBI	TB	SLG%	BB	HP	SO	GDP	OB%	SF	SH	SB-ATT
Washington State	.301	4	136	31	41	12	2	2	28	63	.463	21	2	27	2	.395	3	5	4-6
Kleberg College Classic	.263	3	95	15	25	2	0	3	14	36	.379	11	3	15	0	.358	0	6	2-4
Incarnate Word	.346	3	104	31	36	9	4	3	31	62	.596	14	3	12	0	.434	1	1	4-5
UL Monroe	.322	3	115	16	37	5	0	2	12	48	.417	8	1	17	2	.365	2	3	4-6
Appalachian State	.326	3	95	24	31	6	0	3	22	46	.484	18	2	21	2	.432	3	2	0-0
South Alabama	.265	3	117	9	31	0	1	3	8	42	.359	8	0	14	0	.312	0	3	1-1
at Georgia Southern	.198	3	101	15	20	2	0	3	12	31	.307	6	3	15	3	.261	1	2	1-2
Nevada	.248	3	101	12	25	4	1	3	11	40	.396	4	2	21	0	.287	1	0	1-2
Little Rock	.275	3	102	15	28	5	0	2	13	39	.382	14	2	15	2	.370	1	2	0-1
at UL Lafayette	.163	3	92	3	15	4	0	1	3	22	.239	7	0	27	2	.222	0	0	0-0
Troy	.349	3	109	15	38	8	1	1	13	51	.468	4	4	9	3	.393	0	3	1-3
Georgia State	.347	3	118	25	41	10	0	2	23	57	.483	10	3	15	0	.412	0	2	2-2
at Arkansas State																			
at UT Arlington																			

SERIES-BY-SERIES PITCHING

	ERA	W-L	APP	GS	CG	SHO	SV	IP	H	R	ER	BB	SO	2B	3B	HR	B/AVG.
Washington State	4.14	3-1	4	4	0	0/0	1	37.0	32	18	17	12	26	4	0	4	.235
Kleberg College Classic	1.08	2-1	3	3	0	1/1	0	25.0	18	4	3	11	28	4	2	0	.212
Incarnate Word	2.67	3-0	3	3	1	1/0	1	27.0	26	9	8	7	21	4	0	0	.245
UL Monroe	2.17	3-0	3	3	1	0/0	2	29.0	16	8	7	10	23	5	1	1	.168
Appalachian State	0.67	3-0	3	3	0	2/2	2	27.0	12	2	2	5	22	3	0	0	.128
South Alabama	4.34	0-3	3	3	0	0/0	0	29.0	28	16	14	11	22	5	1	0	.255
at Georgia Southern	2.33	3-0	3	3	0	0/0	3	27.0	21	9	7	13	22	2	0	1	.223
Nevada	7.00	1-2	3	3	0	0/0	1	27.0	32	25	21	14	17	4	0	3	.294
Little Rock	6.33	0-3	3	3	0	0/0	0	27.0	41	25	19	7	28	5	1	3	.353
at UL Lafayette	2.16	1-2	3	3	1	0/0	0	25.0	18	7	6	11	25	4	0	1	.207
Troy	3.67	1-2	3	3	0	0/0	1	27.0	31	18	11	7	26	6	1	2	.274
Georgia State	3.10	2-1	3	3	0	0/0	2	29.0	29	13	10	11	33	4	0	2	.269
at Arkansas State																	
at UT Arlington																	

MIDWEEK BATTING

	AVG.	GP	AB	R	H	2B	3B	HR	RBI	TB	SLG%	BB	HP	SO	GDP	OB%	SF	SH	SB-ATT
	.290	12	424	63	123	20	3	12	54	185	.436	47	7	78	9	.369	2	9	11-13

MIDWEEK PITCHING

	ERA	W-L	APP	GS	CG	SHO	SV	IP	H	R	ER	BB	SO	2B	3B	HR	B/AVG.
	5.88	4-8	12	12	0	1/1	2	105.2	109	81	69	51	84	16	4	7	.274

MONTH-BY-MONTH BATTING

	AVG.	GP	AB	R	H	2B	3B	HR	RBI	TB	SLG%	BB	HP	SO	GDP	OB%	SF	SH	SB-ATT
February	.278	8	266	50	74	17	3	5	46	112	.421	36	5	52	2	.370	4	12	8-12
March	.313	17	623	112	195	31	6	16	99	286	.459	69	8	99	8	.385	6	14	13-17
April	.248	19	637	77	158	24	2	15	68	231	.363	55	14	115	13	.320	4	6	6-10
May	.350	5	183	35	64	15	1	4	31	93	.508	12	5	20	2	.405	0	6	5-7

MONTH-BY-MONTH PITCHING

	ERA	W-L	APP	GS	CG	SHO	SV	IP	H	R	ER	BB	SO	2B	3B	HR	B/AVG.
February	3.47	5-3	8	8	0	1/1	1	70.0	61	30	27	26	60	8	2	5	.242
March	3.82	10-7	17	17	2	3/2	5	157.2	133	74	67	57	126	25	4	2	.230
April	4.80	7-12	19	19	1	0/0	6	167.0	181	117	89	72	144	27	4	15	.277
May	2.11	4-1	5	5	0	1/1	3	47.0	38	14	11	15	47	6	0	2	.226

HOME-AWAY-NEUTRAL BATTING

	AVG.	GP	AB	R	H	2B	3B	HR	RBI	TB	SLG%	BB	HP	SO	GDP	OB%	SF	SH	SB-ATT
Home	.306	32	1133	200	347	61	9	28	180	510	.450	123	22	177	11	.381	12	26	21-32
Away	.255	15	517	70	132	25	3	11	60	196	.379	43	8	97	14	.321	2	8	11-13
Neutral	.203	2	59	4	12	1	0	1	4	16	.271	6	2	12	0	.299	0	4	0-1

HOME-AWAY-NEUTRAL PITCHING

	ERA	W-L	APP	GS	CG	SHO	SV	IP	H	R	ER	BB	SO	2B	3B	HR	B/AVG.
Home	3.82	18-14	32	32	2	3/2	12	297.0	285	158	126	98	248	45	6	17	.253
Away	4.58	7-8	15	15	1	2/2	3	127.2	116	73	65	63	112	18	3	7	.249
Neutral	1.59	1-1	2	2	0	0/0	0	17.0	12	4	3	9	17	3	1	0	.211

DAY-NIGHT BATTING

	AVG.	GP	AB	R	H	2B	3B	HR	RBI	TB	SLG%	BB	HP	SO	GDP	OB%	SF	SH	SB-ATT
Day	.295	27	945	168	279	51	8	17	149	397	.420	103	21	149	11	.373	11	25	19-30
Night	.277	22	764	106	212	36	4	23	95	325	.425	69	11	137	14	.345	3	13	13-16

DAY-NIGHT PITCHING

	ERA	W-L	APP	GS	CG	SHO	SV	IP	H	R	ER	BB	SO	2B	3B	HR	B/AVG.
Day	3.46	17-10	27	27	1	3/3	11	247.0	219	107	95	96	210	37	5	14	.240
Night	4.58	9-13	22	22	2	2/1	4	194.2	194	128	99	74	167	29	5	10	.263

2016 OVERALL STATISTICS

Record: 26-23 Home: 18-14 Away: 7-8 Neutral: 1-1 Sun Belt: 13-11

Player	avg	gp-gs	ab	r	h	2b	3b	hr	rbi	tb	slg%	bb	hp	so	gdp	ob%	sf	sh	sb-att	po	a	e	fld%
15 Paul,Dylan	.343	36-15	70	14	24	2	2	2	17	36	.514	6	5	15	3	.427	1	1	0-1	40	1	1	.976
9 Geisler,Cory	.333	26-24	93	15	31	9	1	0	12	42	.452	1	2	13	1	.354	0	1	3-5	20	12	3	.914
42 Hill,Tanner	.328	48-48	198	39	65	16	0	14	37	123	.621	16	3	31	5	.384	2	1	0-0	438	45	3	.994
24 Newman,Ryan	.322	45-37	143	23	46	2	1	7	23	71	.497	18	1	18	2	.399	1	0	4-4	156	6	3	.982
19 Hubbard,Jaylen	.316	36-28	117	16	37	8	1	1	9	50	.427	3	1	14	4	.336	1	2	1-1	24	42	12	.846
7 Studdard,Granger	.309	49-49	181	27	56	6	1	4	26	76	.420	34	3	22	2	.421	3	1	1-3	71	2	0	1.000
6 Ortega,Jonathan	.303	49-49	208	30	63	12	2	3	26	88	.423	15	3	24	1	.358	0	8	7-9	88	142	9	.962
2 Sherley,Luke	.271	49-49	188	27	51	6	0	3	23	66	.351	14	2	23	2	.328	0	5	4-7	69	156	10	.957
3 Hoffman,Theodore	.259	35-31	116	20	30	10	1	5	21	57	.491	13	1	33	1	.338	0	3	6-7	42	3	0	1.000
20 Scheible,Derek	.246	34-19	65	12	16	2	1	1	7	23	.354	5	3	13	0	.329	0	5	3-4	32	0	0	1.000
44 Lovejoy,Cody	.238	35-19	80	16	19	7	1	0	7	28	.350	11	6	16	1	.367	1	4	0-1	52	1	1	.981
12 Huber,Jared	.228	38-29	79	10	18	2	0	0	15	20	.253	16	0	18	2	.354	1	2	0-0	201	26	3	.987
28 Perez,Nick	.216	30-26	102	11	22	2	0	0	11	24	.235	8	0	30	1	.268	2	1	1-2	21	39	6	.909
17 Engle,Wes	.333	2-1	3	0	1	0	1	0	2	3	1.000	1	0	2	0	.500	0	0	0-0	1	2	0	1.000
10 Rodriguez,Felipe	.286	16-2	7	2	2	1	0	0	2	3	.429	1	0	2	0	.375	0	1	0-0	24	2	0	1.000
4 Almdarez,Jacob	.250	19-9	24	7	6	1	0	0	1	7	.292	3	1	2	0	.357	0	2	0-1	16	3	0	1.000
23 Scott,Mickey	.120	19-6	25	5	3	1	0	0	4	4	.160	5	1	6	0	.273	2	1	1-2	2	13	2	.882
11 Pagano,Anthony	.100	7-1	10	0	1	0	0	0	1	1	.100	2	0	4	0	.250	0	0	0-0	0	1	0	1.000
Totals	.287	49	1709	274	491	87	12	40	244	722	.422	172	32	286	25	.361	14	38	31-47	1325	572	57	.971
Opponents	.250	49	1651	235	412	65	10	24	209	569	.345	170	38	377	37	.331	13	34	33-56	1302	512	51	.973

LOB - Team (389), Opp (346). DP's turned - Team (41), Opp (36). IBB - Team (4), Studdard,G. 2, Sherley,L. 1, Ortega,J 1, Opp (3). Picked off - Hubbard,J. 1, Ortega,J 1, Newman,R. 1, Geisler,C. 1, Huber,J. 1, Lovejoy,C. 1.

(All games Sorted by Earned run avg)

Player	era	w-l	app	gs	cg	sho	sv	ip	h	r	er	bb	so	2b	3b	hr	b/avg	wp	hp	bk	sfa	sha
9 Geisler,Cory	2.86	4-2	9	7	1	0/1	0	50.1	41	19	16	16	48	5	1	3	.218	2	0	0	1	3
21 Humpal,Lucas	2.90	6-4	12	12	2	1/0	0	90.0	80	41	29	18	76	15	2	3	.240	7	6	0	3	7
27 Hallonquist,Jeremy	3.27	4-4	12	12	0	0/2	0	63.1	62	30	23	15	37	10	1	4	.258	2	6	0	0	6
34 Hennigan,Jonathan	3.39	4-2	12	12	0	0/1	0	58.1	51	31	22	33	58	12	2	3	.234	4	4	2	1	6
33 Farrar,Justin	0.00	0-0	4	0	0	0/0	0	2.0	2	0	0	1	0	0	0	0	.286	0	0	0	0	0
22 Sanchez,Alec	0.00	0-0	2	0	0	0/0	0	0.2	2	0	0	0	1	0	0	0	.500	0	0	0	0	0
36 Hodson,Chase	2.70	3-2	16	0	0	0/1	3	30.0	16	11	9	15	40	1	0	1	.162	4	0	1	1	3
32 Mazzoccoli,Pasquale	3.48	0-3	22	0	0	0/2	11	33.2	29	13	13	17	37	2	0	2	.236	7	2	1	0	0
35 Powell,Joe	3.86	0-1	12	0	0	0/1	0	14.0	8	6	6	6	8	1	0	0	.182	3	2	0	4	1
13 Lewis,Brandon	4.28	2-1	9	5	0	0/0	0	27.1	29	16	13	12	16	5	0	2	.282	2	4	0	0	3
1 Pearson,Braden	5.40	0-0	15	0	0	0/1	1	11.2	11	7	7	9	10	5	0	1	.239	4	1	0	0	1
29 Theriot,Brayden	5.95	2-1	15	0	0	0/2	0	19.2	27	14	13	4	14	4	1	2	.314	1	3	0	0	0
11 Pagano,Anthony	6.52	0-1	7	0	0	0/0	0	9.2	10	8	7	6	9	0	0	0	.278	0	0	0	0	1
18 Dellinger,Justin	8.31	0-0	4	1	0	0/0	0	8.2	14	11	8	3	6	1	0	1	.359	2	5	0	0	1
43 Atwood,Quinn	9.28	1-1	15	0	0	0/0	0	10.2	14	11	11	3	6	2	2	0	.341	0	3	0	1	0
17 Engle,Wes	10.29	0-0	10	0	0	0/1	0	7.0	10	8	8	7	7	1	1	1	.370	3	2	1	0	1
16 Bush,Calvin	17.36	0-1	6	0	0	0/1	0	4.2	6	9	9	5	4	1	0	1	.353	1	0	0	2	1
Totals	3.95	26-23	49	49	3	5/4	15	441.2	412	235	194	170	377	65	10	24	.250	42	38	5	13	34
Opponents	5.04	23-26	49	49	0	1/1	11	434.0	491	274	243	172	286	87	12	40	.287	39	32	8	14	38

PB - Team (9), Huber,J. 7, Hill,T. 2, Opp (13). Pickoffs - Team (7), Huber,J. 3, Hennigan,J. 2, Geisler,C. 1, Lewis,B. 1, Opp (6). SBA/ATT - Huber,J. (19-29), Hill,T. (11-16), Humpal,L. (7-12), Geisler,C. (4-6), Hennigan,J. (3-6), Lewis,B. (2-5), Hodson,C. (4-5), Hallonquist (4-5), Mazzoccoli,P (1-4), Rodriguez,F. (3-4), Dellinger,J. (1-3), Pagano,A. (3-3), Engle,W. (2-3), Theriot,B. (2-2), Powell,J. (0-1), Atwood,Q. (0-1).

2016 SUN BELT CONFERENCE STATISTICS

Record: 13-11 Home: 9-9 Away: 4-2 Sun Belt: 13-11

Player	avg	gp-gs	ab	r	h	2b	3b	hr	rbi	tb	slg%	bb	hp	so	gdp	ob%	sf	sh	sb-att	po	a	e	fld%
15 Paul,Dylan	.395	19-7	38	9	15	2	0	2	11	23	.605	2	2	10	1	.442	1	0	0-1	13	0	1	.929
9 Geisler,Cory	.383	13-12	47	9	18	6	1	0	4	26	.553	0	0	6	1	.383	0	1	1-2	16	10	3	.897
19 Hubbard,Jaylen	.375	18-15	64	7	24	4	1	1	4	33	.516	1	0	6	2	.379	1	0	0-0	9	25	6	.850
7 Studdard,Granger	.356	24-24	90	9	32	2	0	1	15	37	.411	13	3	11	1	.449	1	1	0-2	33	1	0	1.000
42 Hill,Tanner	.350	23-23	100	16	35	8	0	6	19	61	.610	4	1	10	1	.377	1	0	0-0	213	27	1	.996
24 Newman,Ryan	.296	24-20	81	12	24	1	0	3	12	34	.420	9	0	9	2	.363	1	0	2-2	99	3	1	.990
6 Ortega,Jonathan	.269	24-24	104	17	28	5	0	1	9	36	.346	8	1	10	1	.327	0	2	2-3	43	73	5	.959
2 Sherley,Luke	.264	24-24	91	13	24	4	0	1	10	31	.341	5	1	12	1	.309	0	4	1-1	33	67	4	.962
3 Hoffman,Theodore	.236	16-14	55	7	13	4	0	2	9	23	.418	4	0	16	1	.288	0	1	1-2	22	2	0	1.000
12 Huber,Jared	.176	18-14	34	3	6	0	0	0	5	6	.176	9	0	9	1	.349	0	1	0-0	99	10	1	.991
44 Lovejoy,Cody	.176	16-8	34	7	6	2	0	0	0	8	.235	6	4	4	1	.364	0	2	0-1	25	0	1	.962
28 Perez,Nick	.171	11-10	41	3	7	0	0	0	3	7	.171	1	0	14	1	.190	0	0	0-0	5	17	2	.917
20 Scheible,Derek	.129	19-10	31	5	4	1	0	0	0	5	.161	4	2	7	0	.270	0	3	2-2	11	0	0	1.000
4 Almdendarez,Jacob	.250	9-5	12	2	3	1	0	0	1	4	.333	3	1	1	0	.438	0	0	0-0	8	3	0	1.000
23 Scott,Mickey	.133	13-4	15	3	2	0	0	0	3	2	.133	4	0	4	0	.286	2	1	0-0	2	5	2	.778
11 Pagano,Anthony	.000	4-1	7	0	0	0	0	0	1	0	.000	2	0	2	0	.222	0	0	0-0	0	0	0	.000
10 Rodriguez,Felipe	.000	10-1	3	0	0	0	0	0	0	0	.000	0	0	0	0	.000	0	1	0-0	15	2	0	1.000
17 Engle,Wes	.000	1-1	2	0	0	0	0	0	0	0	.000	0	0	2	0	.000	0	0	0-0	0	0	0	.000
Totals	.284	24	849	122	241	40	2	17	106	336	.396	75	15	133	14	.350	7	17	9-16	660	285	30	.969
Opponents	.239	24	817	98	195	33	4	10	88	266	.326	75	17	201	17	.314	5	17	14-21	648	251	23	.975

LOB - Team (193), Opp (173). DPs turned - Team (19), Opp (18). Picked off - Newman,R. 1, Huber,J. 1, Geisler,C. 1, Hubbard,J. 1.

(Sun Belt games only Sorted by Earned run avg)

Player	era	w-l	app	gs	cg	sho	sv	ip	h	r	er	bb	so	2b	3b	hr	b/avg	wp	hp	bk	sfa	sha
9 Geisler,Cory	3.00	3-2	7	6	1	0/1	0	42.0	36	17	14	13	41	5	1	2	.226	2	0	0	1	3
27 Hallonquist,Jeremy	3.00	2-2	6	6	0	0/1	0	36.0	39	18	12	6	21	7	1	1	.283	1	3	0	0	5
21 Humpal,Lucas	3.39	4-2	8	8	1	0/0	0	58.1	55	31	22	16	47	10	1	3	.251	6	6	0	1	5
36 Hodson,Chase	0.00	1-0	6	0	0	0/0	3	13.1	3	1	0	4	18	0	0	0	.075	1	0	0	0	2
43 Atwood,Quinn	0.00	0-0	6	0	0	0/0	0	3.0	2	0	0	1	3	0	0	0	.200	0	0	0	1	0
34 Hennigan,Jonathan	1.86	2-0	4	4	0	0/0	0	19.1	13	5	4	14	22	5	0	0	.186	2	1	0	1	0
11 Pagano,Anthony	1.93	0-1	3	0	0	0/0	0	4.2	3	2	1	3	7	0	0	0	.188	0	0	0	0	0
13 Lewis,Brandon	2.08	0-1	2	0	0	0/0	0	4.1	1	1	1	1	4	0	0	1	.071	0	0	0	0	0
35 Powell,Joe	2.45	0-0	2	0	0	0/0	0	3.2	2	1	1	0	2	0	0	0	.182	1	1	0	1	1
1 Pearson,Braden	3.38	0-0	5	0	0	0/1	1	2.2	4	1	1	3	3	2	0	0	.400	2	0	0	0	1
32 Mazzoccoli,Pasquale	3.72	0-2	11	0	0	0/1	6	19.1	19	8	8	9	23	1	0	2	.260	5	1	0	0	0
29 Theriot,Brayden	7.94	1-1	7	0	0	0/1	0	11.1	16	11	10	3	9	3	0	1	.314	1	3	0	0	0
17 Engle,Wes	9.00	0-0	4	0	0	0/1	0	2.0	2	2	2	2	1	0	1	0	.333	1	2	1	0	0
Totals	3.11	13-11	24	24	2	2/2	10	220.0	195	98	76	75	201	33	4	10	.239	22	17	1	5	17
Opponents	4.46	11-13	24	24	0	1/1	7	216.0	241	122	107	75	133	40	2	17	.284	15	15	3	7	17

PB - Team (3), Huber,J. 3, Opp (6). Pickoffs - Team (3), Huber,J. 2, Hennigan,J. 1, Opp (4). SBA/ATT - Huber,J. (8-11), Hill,T. (5-6), Geisler,C. (4-5), Humpal,L. (3-5), Hallonquist (3-3), Mazzoccoli,P (1-3), Rodriguez,F. (1-2), Pagano,A. (2-2), Hodson,C. (0-1), Theriot,B. (1-1), Engle,W. (0-1).



2016 TEAM / INDIVIDUAL GAME HIGHS

TEAM

BATTING

At bats:	49	vs Georgia State (May 08, 2016)
Runs scored:	22	vs Incarnate Word (Mar 05, 2016)
Hits:	21	vs Incarnate Word (Mar 05, 2016)
RBIs:	22	vs Incarnate Word (Mar 05, 2016)
Doubles:	6	vs Incarnate Word (Mar 05, 2016)
Triples:	2	vs Washington State (Feb 20, 2016)
	2	vs Incarnate Word (Mar 05, 2016)
	2	vs Incarnate Word (Mar 06, 2016)
Home runs:	4	vs UTSA (Apr 05, 2016)
Total bases:	34	vs Incarnate Word (Mar 05, 2016)
Walks:	10	vs Incarnate Word (Mar 05, 2016)
	10	vs UTSA (Apr 05, 2016)
Strikeouts:	11	(4 games)
Sac hits:	3	vs Washington State (Feb 22, 2016)
	3	vs Texas (Mar 01, 2016)
	3	vs Troy (May 01, 2016)
Sac flies:	2	vs Appalachian State (Mar 20, 2016)
Stolen bases:	4	at Sam Houston State (Mar 28, 2016)
Hit by pitch:	2	(8 games)
Caught stealing:	2	vs Troy (May 01, 2016)
Runners LOB:	18	vs Georgia State (May 08, 2016)
Hit into DP:	3	at Texas A&M (Apr 19, 2016)
	3	vs Troy (Apr 29, 2016)

FIELDING

Putouts:	33	(4 games)
Assists:	19	at UTSA (May 03, 2016)
Errors:	4	at UT Rio Grande Valley (Mar 22, 2016)
Passed balls:	2	vs Incarnate Word (Mar 05, 2016)
DPs turned:	3	vs UL Monroe (Mar 13, 2016)
	3	at UTSA (May 03, 2016)

PITCHING

Innings pitched:	11.0	(4 games)
Runs allowed:	17	vs Nevada (Apr 09, 2016)
Earned runs:	16	vs Nevada (Apr 09, 2016)
Walks allowed:	10	at UTSA (Mar 15, 2016)
Strikeouts:	13	vs Georgia State (May 07, 2016)
Hits allowed:	18	vs Nevada (Apr 09, 2016)
Doubles allowed:	4	vs Troy (Apr 29, 2016)
Triples allowed:	1	(10 games)
Homers allowed:	2	(6 games)
Wild pitches:	4	vs Washington State (Feb 22, 2016)
	4	at Georgia Southern (Apr 03, 2016)
Hit batters:	4	vs Washington State (Feb 22, 2016)

INDIVIDUAL

BATTING

At bats:	7	Perez,Nick vs Georgia State (May 08, 2016)
	7	Hill,Tanner vs Georgia State (May 08, 2016)
Runs scored:	5	Hill,Tanner vs Incarnate Word (Mar 05, 2016)
Hits:	5	Ortega,Jonathan vs UL Monroe (Mar 13, 2016)
RBIs:	5	Hoffman,Theodore vs Appalachian State (Mar 19, 2016)
Doubles:	2	(6 games)
Triples:	2	Ortega,Jonathan vs Incarnate Word (Mar 05, 2016)
Home runs:	2	(4 games)
Total bases:	10	Newman,Ryan vs UTSA (Apr 05, 2016)
Walks:	3	Huber,Jared vs Appalachian State (Mar 19, 2016)
	3	Ortega,Jonathan vs Georgia State (May 08, 2016)
Strikeouts:	3	(9 games)
Sac hits:	2	Ortega,Jonathan vs Washington State (Feb 19, 2016)
	2	Scheible,Derek vs Georgia State (May 07, 2016)
Sac flies:	1	(14 games)
Stolen bases:	2	Hoffman,Theodore at Sam Houston State (Mar 28, 2016)
	2	Newman,Ryan at Sam Houston State (Mar 28, 2016)
Hit by pitch:	1	(32 games)
Caught stealing:	1	(14 games)
Runners LOB:	6	Perez,Nick vs Georgia State (May 08, 2016)

FIELDING

Putouts:	15	Newman,Ryan at UTSA (May 03, 2016)
Assists:	7	Sherley,Luke at UTSA (May 03, 2016)
Errors:	2	(6 games)
Passed balls:	2	Hill,Tanner vs Incarnate Word (Mar 05, 2016)

PITCHING

Innings pitched:	9.0	Humpal,Lucas vs Incarnate Word (Mar 04, 2016)
	9.0	Humpal,Lucas vs UL Monroe (Mar 12, 2016)
	9.0	Geisler,Cory at UL Lafayette (Apr 23, 2016)
Runs allowed:	10	Humpal,Lucas vs Troy (Apr 29, 2016)
Earned runs:	7	Hallonquist,Jeremy vs Nevada (Apr 09, 2016)
Walks allowed:	5	Hennigan,Jonathan vs Incarnate Word (Mar 06, 2016)
	5	Hennigan,Jonathan vs UL Monroe (Mar 13, 2016)
	5	Hennigan,Jonathan vs Georgia State (May 07, 2016)
Strikeouts:	11	Humpal,Lucas vs Incarnate Word (Mar 04, 2016)
Hits allowed:	11	Humpal,Lucas vs Troy (Apr 29, 2016)
Doubles allowed:	3	Humpal,Lucas vs Troy (Apr 29, 2016)
Triples allowed:	1	(10 games)
Homers allowed:	2	Hennigan,Jonathan vs Washington State (Feb 21, 2016)
	2	Hallonquist,Jeremy vs Nevada (Apr 09, 2016)
Wild pitches:	2	(5 games)
Hit batters:	4	Dellinger,Justin vs Washington State (Feb 22, 2016)

**2016 TEAM / INDIVIDUAL OPPONENT GAME HIGHS****TEAM****BATTING**

At bats:	43	vs Nevada (Apr 09, 2016)
	43	vs Troy (Apr 29, 2016)
	43	vs Georgia State (May 08, 2016)
Runs scored:	17	vs Nevada (Apr 09, 2016)
Hits:	18	vs Nevada (Apr 09, 2016)
RBIs:	16	vs Nevada (Apr 09, 2016)
Doubles:	4	vs Troy (Apr 29, 2016)
Triples:	1	(10 games)
Home runs:	2	(6 games)
Total bases:	26	vs Nevada (Apr 09, 2016)
Walks:	10	at UTSA (Mar 15, 2016)
Strikeouts:	13	vs Georgia State (May 07, 2016)
Sac hits:	3	vs South Alabama (Mar 25, 2016)
Sac flies:	1	(13 games)
Stolen bases:	3	vs South Alabama (Mar 25, 2016)
Hit by pitch:	4	vs Washington State (Feb 22, 2016)
Caught stealing:	2	vs Washington State (Feb 22, 2016)
	2	vs Texas (Mar 01, 2016)
	2	at Georgia Southern (Apr 02, 2016)
Runners LOB:	11	vs Incarnate Word (Mar 05, 2016)
	11	at Georgia Southern (Apr 03, 2016)
Hit into DP:	3	vs UL Monroe (Mar 13, 2016)
	3	at UTSA (May 03, 2016)

FIELDING

Putouts:	33	(4 games)
Assists:	18	vs Troy (Apr 29, 2016)
Errors:	5	at Georgia Southern (Apr 02, 2016)
Passed balls:	2	at Georgia Southern (Apr 02, 2016)
DPs turned:	3	at Texas A&M (Apr 19, 2016)
	3	vs Troy (Apr 29, 2016)

PITCHING

Innings pitched:	11.0	(4 games)
Runs allowed:	22	vs Incarnate Word (Mar 05, 2016)
Earned runs:	22	vs Incarnate Word (Mar 05, 2016)
Walks allowed:	10	vs Incarnate Word (Mar 05, 2016)
	10	vs UTSA (Apr 05, 2016)
Strikeouts:	11	(4 games)
Hits allowed:	21	vs Incarnate Word (Mar 05, 2016)
Doubles allowed:	6	vs Incarnate Word (Mar 05, 2016)
Triples allowed:	2	vs Washington State (Feb 20, 2016)
	2	vs Incarnate Word (Mar 05, 2016)
	2	vs Incarnate Word (Mar 06, 2016)
Homers allowed:	4	vs UTSA (Apr 05, 2016)
Wild pitches:	5	at Baylor (Mar 08, 2016)
Hit batters:	2	(8 games)

INDIVIDUAL**BATTING**

At bats:	6	(10 games)
Runs scored:	3	(8 games)
Hits:	4	(4 games)
RBIs:	5	HAZARD, J. vs Nevada (Apr 09, 2016)
	5	FRIEDL, TJ vs Nevada (Apr 09, 2016)
	5	MELTON at Texas A&M (Apr 19, 2016)
Doubles:	1	(66 games)
Triples:	1	(10 games)
Home runs:	2	PENNINGTON at Texas A&M (Apr 19, 2016)
Total bases:	8	PENNINGTON at Texas A&M (Apr 19, 2016)
Walks:	3	Stone, Ca. vs UL Monroe (Mar 13, 2016)
	3	Jones, J. vs Georgia State (May 07, 2016)
Strikeouts:	4	Brazil at Georgia Southern (Apr 02, 2016)
Sac hits:	2	Clements, J. vs Georgia State (May 08, 2016)
Sac flies:	1	(13 games)
Stolen bases:	2	Billingsley vs South Alabama (Mar 25, 2016)
Hit by pitch:	2	McGrath, P vs Washington State (Feb 22, 2016)
Caught stealing:	2	Gurwitz vs Texas (Mar 01, 2016)
Runners LOB:	5	Guilford, B. at Texas A&M-CC (Feb 28, 2016)
	5	Pugh, N. vs UL Monroe (Mar 13, 2016)
	5	Robbins at UL Lafayette (Apr 24, 2016)

FIELDING

Putouts:	14	Clemens, Ka at Texas (Apr 26, 2016)
Assists:	6	(4 games)
Errors:	2	Faciane, J. vs UL Monroe (Mar 12, 2016)
	2	Rollins at Georgia Southern (Apr 02, 2016)
Passed balls:	2	Brazil at Georgia Southern (Apr 02, 2016)

PITCHING

Innings pitched:	8.1	Hill vs South Alabama (Mar 25, 2016)
Runs allowed:	9	Jones, D vs Washington State (Feb 20, 2016)
	9	Bedevian, J. vs Incarnate Word (Mar 05, 2016)
Earned runs:	9	Jones, D vs Washington State (Feb 20, 2016)
	9	Bedevian, J. vs Incarnate Word (Mar 05, 2016)
Walks allowed:	7	White, B. vs Georgia State (May 08, 2016)
Strikeouts:	9	Leger at UL Lafayette (Apr 22, 2016)
Hits allowed:	11	Jones, D vs Washington State (Feb 20, 2016)
	11	Bell vs South Alabama (Mar 24, 2016)
	11	Bennett, G. vs Troy (Apr 29, 2016)
Doubles allowed:	3	(7 games)
Triples allowed:	2	Jones, D vs Washington State (Feb 20, 2016)
	2	Lesley, T. vs Incarnate Word (Mar 06, 2016)
Homers allowed:	2	(7 games)
Wild pitches:	3	McInvale at Baylor (Mar 08, 2016)
Hit batters:	2	Mekkes, D. vs Michigan State (Feb 26, 2016 at Corpus Christi, Tx.)
	2	Brown, L. vs Troy (Apr 30, 2016)



2016 RESULTS

GAME DATE	OPPOSING TEAM	SCORE	TXST R-H-E	OPP R-H-E	INNINGS	OVERALL	SBC	PITCHER OF RECORD	ATTEND	TIME
Feb 19, 2016	WASHINGTON STATE	W 6-2	6-8-1	2-7-0	9	1-0-0	0-0-0	Humpal, L. (W 1-0)	2183	2:47
Feb 20, 2016	WASHINGTON STATE	W 10-1	10-13-1	1-6-2	9	2-0-0	0-0-0	Hallonquist (W 1-0)	1517	2:11
Feb 21, 2016	WASHINGTON STATE	W 7-6	7-8-0	6-7-2	9	3-0-0	0-0-0	Hodson, C. (W 1-0)	1345	2:50
Feb 22, 2016	WASHINGTON STATE	8-9 L	8-12-2	9-12-2	(10)	3-1-0	0-0-0	Bush, C. (L 0-1)	1511	3:44
Feb 24, 2016	at Rice	4-8 L	4-8-1	8-11-4	9	3-2-0	0-0-0	Atwood, Q. (L 0-1)	2558	3:27
Feb 26, 2016	vs Michigan State	2-3 L	2-6-0	3-10-2	9	3-3-0	0-0-0	Humpal, L. (L 1-1)	-	2:19
Feb 27, 2016	vs UCF	W 2-1	2-6-1	1-2-1	9	4-3-0	0-0-0	Hodson, C. (W 1-0)	-	2:41
Feb 28, 2016	at Texas A&M-CC	W 11-0	11-13-0	0-6-4	8	5-3-0	0-0-0	Hennigan, J. (W 1-0)	1979	2:26
Mar 01, 2016	TEXAS	4-10 L	4-10-1	10-14-0	(11)	5-4-0	0-0-0	Mazzoccoli, P. (L 0-1)	2776	4:03
Mar 04, 2016	INCARNATE WORD	W 4-0	4-6-1	0-3-0	9	6-4-0	0-0-0	Humpal, L. (W 2-1)	1569	2:11
Mar 05, 2016	INCARNATE WORD	W 22-5	22-21-2	5-14-0	9	7-4-0	0-0-0	Theriot, B. (W 1-0)	1502	3:06
Mar 06, 2016	INCARNATE WORD	W 5-4	5-9-0	4-9-2	9	8-4-0	0-0-0	Hennigan, J. (W 2-0)	1300	2:35
Mar 08, 2016	at Baylor	W 12-3	12-13-0	3-6-1	9	9-4-0	0-0-0	Lewis, B. (W 1-0)	1935	4:18
* Mar 12, 2016	UL MONROE	W 6-1	6-12-0	1-4-3	9	10-4-0	1-0-0	Humpal, L. (W 3-1)	-	2:24
* Mar 12, 2016	UL MONROE	W 3-2	3-11-1	2-7-0	(11)	11-4-0	2-0-0	Hodson, C. (W 3-0)	1289	2:58
* Mar 13, 2016	UL MONROE	W 7-5	7-14-1	5-5-0	9	12-4-0	3-0-0	Geisler, C. (W 1-0)	1162	3:40
Mar 15, 2016	at UTSA	7-14 L	7-14-2	14-12-0	9	12-5-0	3-0-0	Powell, J. (L 0-1)	609	3:31
* Mar 18, 2016	APPALACHIAN STATE	W 4-2	4-6-0	2-3-1	9	13-5-0	4-0-0	Humpal, L. (W 4-1)	1101	2:20
* Mar 19, 2016	APPALACHIAN STATE	W 16-0	16-17-1	0-4-1	9	14-5-0	5-0-0	Hallonquist (W 2-0)	1236	2:45
* Mar 20, 2016	APPALACHIAN STATE	W 4-0	4-8-1	0-5-0	9	15-5-0	6-0-0	Geisler, C. (W 2-0)	1050	2:57
Mar 22, 2016	at UT Rio Grande Valley	3-4 L	3-13-4	4-10-1	(10)	15-6-0	6-0-0	Hodson, C. (L 3-1)	845	3:50
* Mar 24, 2016	SOUTH ALABAMA	4-6 L	4-14-1	6-9-1	9	15-7-0	6-1-0	Theriot, B. (L 1-1)	1229	2:42
* Mar 25, 2016	SOUTH ALABAMA	3-7 L	3-10-3	7-11-2	9	15-8-0	6-2-0	Hallonquist (L 2-1)	1422	2:40
* Mar 26, 2016	SOUTH ALABAMA	2-3 L	2-7-0	3-8-1	(11)	15-9-0	6-3-0	Mazzoccoli, P. (L 0-2)	1190	3:08
Mar 28, 2016	at Sam Houston State	6-8 L	6-10-0	8-9-1	9	15-10-0	6-3-0	Hodson, C. (L 3-2)	1522	2:43
* Apr 02, 2016	at Georgia Southern	W 4-3	4-6-2	3-6-2	9	16-10-0	7-3-0	Humpal, L. (W 5-1)	-	2:30
* Apr 02, 2016	at Georgia Southern	W 7-3	7-8-1	3-6-5	9	17-10-0	8-3-0	Hallonquist (W 3-1)	1006	3:03
* Apr 03, 2016	at Georgia Southern	W 4-3	4-6-1	3-9-2	9	18-10-0	9-3-0	Theriot, B. (W 2-1)	752	2:54
Apr 05, 2016	UTSA	W 13-10	13-14-3	10-11-1	9	19-10-0	9-3-0	Atwood, Q. (W 1-1)	1574	3:38
Apr 06, 2016	TEXAS A&M-CC	W 4-1	4-12-0	1-10-0	9	20-10-0	9-3-0	Lewis, B. (W 2-0)	1364	3:00
Apr 08, 2016	NEVADA	3-6 L	3-10-2	6-7-0	9	20-11-0	9-3-0	Humpal, L. (L 5-2)	1280	2:51
Apr 09, 2016	NEVADA	6-17 L	6-8-1	17-18-1	9	20-12-0	9-3-0	Hallonquist (L 3-2)	1450	3:01
Apr 10, 2016	NEVADA	W 3-2	3-7-1	2-7-2	9	21-12-0	9-3-0	Geisler, C. (W 3-0)	1150	2:42
Apr 12, 2016	No. 19 RICE	1-3 L	1-3-1	3-3-0	9	21-13-0	9-3-0	Hennigan, J. (L 2-1)	1482	2:41
* Apr 15, 2016	LITTLE ROCK	7-8 L	7-14-2	8-15-0	9	21-14-0	9-4-0	Mazzoccoli, P. (L 0-3)	-	3:12
* Apr 15, 2016	LITTLE ROCK	2-10 L	2-3-2	10-14-0	9	21-15-0	9-5-0	Hallonquist (L 3-3)	1352	2:33
* Apr 16, 2016	LITTLE ROCK	6-7 L	6-11-2	7-12-0	9	21-16-0	9-6-0	Geisler, C. (L 3-1)	1318	2:55
Apr 19, 2016	at Texas A&M	1-14 L	1-7-2	14-13-0	9	21-17-0	9-6-0	Hennigan, J. (L 2-2)	3982	3:23
* Apr 22, 2016	at UL Lafayette	1-5 L	1-5-0	5-11-0	9	21-18-0	9-7-0	Humpal, L. (L 5-3)	4163	2:33
* Apr 23, 2016	at UL Lafayette	W 2-1	2-6-1	1-4-0	9	22-18-0	10-7-0	Geisler, C. (W 4-1)	4340	2:19
* Apr 24, 2016	at UL Lafayette	0-1 L	0-4-1	1-3-0	9	22-19-0	10-8-0	Pagano, A. (L 0-1)	4258	2:44
Apr 26, 2016	at Texas	2-6 L	2-7-1	6-8-1	9	22-20-0	10-8-0	Hallonquist (L 3-4)	4589	2:52
* Apr 29, 2016	TROY	8-12 L	8-19-3	12-16-1	9	22-21-0	10-9-0	Humpal, L. (L 5-4)	1168	2:52
* Apr 30, 2016	TROY	3-5 L	3-8-2	5-8-2	9	22-22-0	10-10-0	Geisler, C. (L 4-2)	1200	2:48
* May 01, 2016	TROY	W 4-1	4-11-1	1-7-0	9	23-22-0	11-10-0	Hennigan, J. (W 3-2)	1200	2:15
May 03, 2016	at UTSA	W 6-0	6-12-0	0-2-1	9	24-22-0	11-10-0	Hallonquist (W 4-4)	200	2:17
* May 06, 2016	GEORGIA STATE	W 6-2	6-10-2	2-8-0	9	25-22-0	12-10-0	Humpal, L. (W 6-4)	1278	2:33
* May 07, 2016	GEORGIA STATE	W 10-1	10-13-0	1-6-1	9	26-22-0	13-10-0	Hennigan, J. (W 4-2)	1123	2:45
* May 08, 2016	GEORGIA STATE	9-10 L	9-18-1	10-15-1	(11)	26-23-0	13-11-0	Lewis, B. (L 2-1)	1082	4:22

* - Sun Belt Conference Game

() extra inning game



TY HARRINGTON

5

HEAD COACH
17TH SEASON
TEXAS, 1989
557-433-1



Since taking over the baseball program in 2000, Head Coach Ty Harrington has built Texas State into an annual contender both regionally and on the national stage. The 2011 and 2009 Southland Conference Coach of the Year, Harrington has won at least 24 games while posting a winning record in conference play during each of his first 15 seasons at the helm of the Bobcats. The winningest coach in Texas State baseball history, Harrington led the Bobcats to back-to-back-to-back Southland Conference championships (2009, 2010, 2011), three NCAA Regional Tournament appearances (2000, 2009, 2011) and a program record for most wins in a season in 2009 that the team again tied in 2011.

Entering his 17th season at Texas State, Harrington sports a 531-410-1 all-time record, including a 290-176 record during conference play. He has helped produce 75 all-conference selections, and 41 of Harrington's players have been chosen in the Major League Baseball Draft, including four in 2014 headlined by pitcher Austen Williams in the sixth round along with two more in 2015.

In 2014, Harrington earned a milestone 500th victory against Baylor on April 24, 2014. The Bobcats had a good start to the season, winning nine of their first 11 games including a seven-game winning streak. In a double-elimination conference tournament, Texas State also challenged eventual champion UL Lafayette in a thrilling 4-3 game.

The Bobcats had a tough start to 2013, but Harrington pulled the team together to finish strong en route to a second place finish in the conference. In a rare occurrence, the Bobcats won their final game of postseason play but due to an unusual round robin tournament in the Western Athletic Conference, Texas State's season came to a close.

Harrington's Bobcats did, however, beat regular season champion CSU Bakersfield along with tournament champion UTSA. The Bobcat pitching staff was so strong in 2013 that Texas State saw two contributors drafted in the Major League Baseball Draft. Starter Kyle Finnegan went in the sixth round to the Oakland Athletics while lefty reliever Donnie Hart went to the Baltimore Orioles in the 27th round after breaking a Texas State record for most appearances in a season with 41 and a team high 2.13 ERA. Hart did not give up a run until his 11th appearance and not an earned run until his 26th.

In 2012, The Bobcats began the season strong with a 14-6 record through the team's first 20 games, the second best 20-game start to a season since Harrington took over in 2000. The start helped catapult Texas State up to No. 20 in the Baseball America rankings, the highest since the program began in 1985, and No. 30 in the Collegiate Baseball poll.

Partially responsible for the strong start was the Bobcat pitching staff, which set program records and made a run at a longtime NCAA record. Texas State hurlers did not allow a run over 57 2/3 consecutive innings, a streak spanning seven games from Feb. 25 to March 6. The Bobcats set the team record for scoreless innings and consecutive shutouts (5) and came up just 6 1/3 innings shy of the NCAA record of 64 consecutive scoreless innings set in 1972 by Arizona State. The streak a win against No. 18 TCU, a series sweep of Notre Dame and a victory over No. 4 Rice.

The Bobcats' win over No. 4 Rice was one of six wins the team had against ranked opponents during the season. Texas State also defeated preseason No. 37-ranked Wichita State along with No. 18/No. 19 TCU twice and No. 16 Oregon twice.

Harrington led the Bobcats to a 41-23 record in 2011 as the team captured both Southland regular season and tournament crowns for the first time in program history. Harrington's squad tied the

program record for wins in a season and qualified for the NCAA Regionals for the third time under his direction. Along the way, Harrington reached the 400-win mark with a 16-2 victory midway through the season against Northwestern State.

A Texas State-record five players were drafted from the Bobcats' 2011 squad, including Kyle Kubitz who went to the Atlanta Braves in the third round, the third highest selection in Texas State history.

Harrington led the Bobcats to a 38-22 record and 23-10 mark in the SLC in 2010 as the team captured its second consecutive conference regular season title. Carson Smith was named the SLC Pitcher of the Year and Newcomer of the Year while being one of six Bobcats to earned all-Southland Conference accolades.

In 2009, Harrington led the Bobcats to a 41-17 overall season, marking the most wins in a single-season for the baseball program at that time. Texas State finished 21-7 against Southland Conference opponents, en route to their first-ever SLC regular season championship. Harrington garnered the 2009 SLC Coach of the Year honors after the successful run as Texas State received an at-large bid to the NCAA Regional Championship Tournament. The first-ever at-large bid for the baseball program, the Bobcats earned the No. 2 seed in the region to compete in Austin with Texas, Army and Boston College.

Harrington not only produced a successful team, but the success of his individual players was unprecedented in 2009 as well. Kane Holbrooks, Paul Goldschmidt and Tyler Sibley became the first-ever all-Americans for the Texas State baseball program. Holbrooks and Goldschmidt earned three all-America honors, while Sibley was named to the Louisville Slugger Freshman All-American team. Seven Bobcats were named All-Southland Conference, as Goldschmidt was named Southland Conference Player of the Year, Hitter of the Year and Student-Athlete of the Year. Holbrooks was named the SLC Pitcher of the Year and Keith Prestridge earned SLC Newcomer of the Year honors.

In 2007, Harrington coached his squad to a 37-23 record, a then-best mark of his career. Texas State opened the season with an 8-3 win over Oklahoma



THE TY HARRINGTON FILE

COACHING EXPERIENCE

1988-91	Texas	Student/Graduate Assistant
1992-94	Arkansas State	Assistant Coach
1995-98	Northeast Texas CC	Head Coach
1999	Blinn JC	Head Coach
2000-	Texas State	Head Coach

COLLEGIATE HEAD COACHING RECORD

2000-present	Texas State	557-433-1
--------------	-------------	-----------

COACHING HIGHLIGHTS

- Winningest Head Coach In TXST History
- Had 39 Players Selected In MLB Draft
- Only TXST Coach To Win SLC Coach Of The Year Twice
- Earned Victory 500 on April 24, 2014 vs. Baylor

COACHING HONORS

2009	Southland Conference Coach of the Year
2011	Southland Conference Coach of the Year

REGULAR SEASON TEAM CHAMPIONSHIPS

2009	Southland Conference (41-17, 24-7 SLC)
2010	Southland Conference (38-22, 23-10 SLC)
2011	Southland Conference (41-23, 24-9 SLC)

TOURNAMENT TEAM CHAMPIONSHIPS

2000	Southland Conference (34-29, 16-11 SLC)
2011	Southland Conference (41-23, 24-9 SLC)

MILESTONE VICTORIES

WIN	OPPONENT	DATE
1	Lubbock Christian	2/2/2000
100	Nicholls	4/27/2002
200	Lamar	5/20/2005
300	Texas A&M-Corpus Christi	2/27/2009
400	Northwestern State	4/23/2011
500	Baylor	4/24/2014

and returned to Bobcat Field for a 3-2 upset of No. 1 Rice in front of a record crowd.

In 2006, Texas State defeated three teams that made appearances in the 2005 College World Series (Texas, Nebraska and Baylor), and Texas State's final victory of the season over Lamar marked Harrington's 200th win of his career. The win made Harrington one of just two coaches with 200-or-more wins as the Bobcats' skipper. Harrington reached the milestone in his sixth season, one year sooner than former Texas State head coach Steve Prentice who earned his 200th victory in the fifth game of his seventh season as Bobcats' coach.

In 2004, Texas State defeated No. 16 Texas A&M during the regular season and played 14 games against ranked opponents, finishing with a 32-26 overall mark and a 16-10 record in the Southland Conference.

The 2003 campaign was a successful one, as the Bobcats finished second overall in the league standings, just one game behind regular season champion Lamar. Texas State posted a 30-28 overall record and a 19-7 Southland Conference mark as the team earned wins over defending national champion Texas and preseason top-25 selection, Baylor.

In 2002, Harrington led the Bobcats to a 36-24 record, the second most wins at the time posted in a season by a Texas State baseball team in 17 years. His club collected 10 wins against nationally-ranked teams, including a 2-0 shutout in Austin against the eventual national champion Texas Longhorns.

Prior to taking command of Texas State's baseball program, Harrington served as the head coach at Blinn Junior College in Brenham, Texas in 1999. In his one season with the Buccaneers, Harrington guided them to a 36-22 record and advanced to the Region XIV NJCAA Championship. From 1995-98, Harrington served as the head coach at Northeast Texas Community College in Mount Pleasant, Texas.

In his first season, the Eagles finished with a 37-12 record, and in 1996, Harrington led the team to a 48-18 overall record while capturing the NJCAA National Championship. Along with the championship title, Harrington received NJCAA Coach of the Year honors.

In his four years at the helm of the Northeast Texas CC program, Harrington recorded a .705 winning percentage, winning 165 of 234 games. While at NTCC, Harrington also assisted in the development of an academic accountability system that resulted in a team grade point average higher than 3.00 for three consecutive years.

Harrington began his coaching career at the University of Texas, where he served as a student coach and graduate assistant coach from 1988-1991. He

then moved to Jonesboro, Arkansas as an assistant coach at Arkansas State. Harrington helped the Indians establish several school records, including most wins in a single season. In 1994, Arkansas State won the Sun Belt Conference Championship and made an appearance in the NCAA Regional Tournament.

During his playing days, Harrington was a two-year letterman at the University of Texas where he played in the Longhorn infield under collegiate coaching legend Cliff Gustafson. Harrington was a member of Texas teams that advanced to the College World Series in Omaha, Nebraska in 1984, 1985 and 1987. He also served as team captain on the 1987 Longhorn squad.

Harrington is married to the former Leila Baggett. The couple resides in San Marcos with their three daughters: Melaine, Emma and Alle.

HARRINGTON YEAR-BY-YEAR RECORD

SEASON	OVERALL	PCT	CONF	PCT	CONFERENCE/SEASON FINISH
2000	34-29	.540	16-11	.593	3rd, NCAA Regionals
2001	36-22	.621	15-11	.577	4th, SLC Tournament
2002	36-24	.600	14-13	.519	6th, SLC Tournament
2003	30-28	.517	19-7	.731	2nd, SLC Tournament
2004	32-26	.552	16-10	.615	3rd, SLC Tournament
2005	32-26	.552	15-12	.556	3rd, SLC Tournament
2006	29-30	.492	20-10	.667	3rd, SLC Tournament
2007	37-23	.617	20-10	.667	2nd (West Division), SLC Tournament
2008	30-27	.526	19-11	.633	2nd (West Division), SLC Tournament
2009	41-17	.707	24-7	.774	1st, NCAA Regionals
2010	38-22	.633	23-10	.697	1st, SLC Tournament
2011	41-23	.641	24-9	.727	1st, NCAA Regionals
2012	32-24	.571	19-14	.576	3rd, SLC Tournament
2013	29-29	.500	16-11	.593	2nd, WAC Tournament
2014	30-28	.517	16-14	.533	4th, SBC Tournament
2015	24-32-1	.430	14-16	.467	6th, SBC Tournament
2016	26-23	.531	13-11	.542	--
TOTALS	557-433-1	.563	303-187	.618	17 SEASONS

ALL-TIME COACHING RECORDS

COACH	OVERALL RECORD	CONFERENCE RECORD
TY HARRINGTON (2000-PRESENT)	557-433-1	303-187
Howard Bushong (1994-99)	181-172	85-72
Steve Prentice (1987-93)	222-157-3	61-68
Jay Jeffrey (1985-86)	60-52	20-18
TOTAL	1,020-822-4	469-345





INDIVIDUAL CAREER BATTING RECORDS

GAMES

1.	219	Tyler Sibley	2009-12
2.	213	Bret Atwood	2008-11
3.	210	Andrew Stumph	2010-13
4.	204	Laurn Randell	2007-10
5.	193	Evan Tierce	2001-04
6.	178	Dominic Ramos	2002-05
7.	177	Ben McElroy	2012-15
	177	Colby Targun	2012-15
9.	174	Thomas Field	2006-08
10.	172	Elliott Babcock	2005-08
11.	169	Louie Carmona	1998-01
	169	Rex Robinson	1985-88
13.	166	Kyle Kubitz	2009-11
	166	Chris Seaman	1997-00
15.	165	Jeff McVane	2009-12

AT BATS

1.	879	Tyler Sibley	2009-12
2.	783	Bret Atwood	2008-11
3.	772	Andrew Stumph	2010-13
4.	739	Evan Tierce	2001-04
5.	712	Laurn Randell	2007-10
6.	663	Thomas Field	2006-08
7.	637	Jeff McVane	2009-12
8.	612	GRANGER STUDDARD	2014-
9.	600	Dominic Ramos	2002-05
10.	591	Garrett Mattlage	2012-14
11.	590	Paul Goldschmidt	2007-09
12.	555	Kyle Kubitz	2009-11
13.	543	Adam Witek	2006-09
14.	542	Colby Targun	2012-15
15.	536	TANNER HILL	2014-

BATTING AVERAGE

(min. 300 at-bats)

1.	.405	Darwin Pennye	1987-88
2.	.361	Gary Herrmann	1991-92
3.	.353	Paul Goldschmidt	2007-09
4.	.352	Jacob Spencer	2002-03
5.	.351	David Wood	2006-07
6.	.348	Kyle Livingstone	2009-10
7.	.345	Anthony Dominguez	1998-99
8.	.339	Terrence Moore	1998-00
9.	.334	Jeff McVane	2009-12
10.	.331	Matt Schnabel	1996-97
	.331	Bret Atwood	2008-11
12.	.328	Ben Theriot	2007-09
13.	.326	Kyle Kubitz	2009-11
14.	.325	Evan Tierce	2001-04
15.	.321	Tyler Sibley	2009-12

HITS

1.	282	Tyler Sibley	2009-12
2.	259	Bret Atwood	2008-11
3.	246	Evan Tierce	2001-04
4.	223	Laurn Randell	2007-10
5.	219	Andrew Stumph	2010-13
6.	213	Jeff McVane	2009-12
7.	208	Paul Goldschmidt	2007-09
8.	190	Thomas Field	2006-08
9.	181	Kyle Kubitz	2009-11
10.	175	Garrett Mattlage	2012-14
	175	GRANGER STUDDARD	2014-
12.	172	Jacob Spencer	2002-03
13.	170	Dominic Ramos	2002-05
14.	168	Darwin Pennye	1987-88
15.	166	Chris Seaman	1997-00

RUNS SCORED

1.	219	Tyler Sibley	2009-12
2.	171	Bret Atwood	2008-11
3.	169	Laurn Randell	2007-10
4.	168	Thomas Field	2006-08
5.	148	Paul Goldschmidt	2007-09
6.	145	Jeff McVane	2009-12
	145	Evan Tierce	2001-04
7.	142	Kyle Kubitz	2009-11
9.	129	Dominic Ramos	2002-05
10.	126	Rex Robinson	1985-88
11.	113	Darwin Pennye	1987-88
12.	110	Jason Washington	2000-02
	110	Wade Haynes	1985-87
14.	103	Collin Wissen	1996-97
15.	102	Garrett Mattlage	2012-14
	102	Matt Schnabel	1996-97

RUNS BATTED IN

1.	179	Paul Goldschmidt	2007-09
2.	145	Kyle Kubitz	2009-11
	145	Andrew Stumph	2010-13
4.	140	Rex Robinson	1985-88
5.	139	Jeff McVane	2009-12
6.	125	Alby Carvajal	1988-90
7.	120	Evan Tierce	2001-04
8.	116	David Wood	2006-07
9.	113	Gary Herrmann	1991-92
10.	112	Tyler Sibley	2009-12
11.	110	Casey Kalenkosky	2011-12
12.	107	Laurn Randell	2007-10
13.	105	Mark Younk	2001-02
14.	104	Wade Haynes	1985-87
	104	Jason Martinson	2008-10

TOTAL BASES

1.	407	Tyler Sibley	2009-12
2.	369	Paul Goldschmidt	2007-09
3.	361	Jeff McVane	2009-12
4.	335	Evan Tierce	2001-04
5.	331	Laurn Randell	2007-10
6.	315	Kyle Kubitz	2009-11
7.	306	Andrew Stumph	2010-13
8.	303	Bret Atwood	2008-11
9.	298	Thomas Field	2006-08
10.	272	TANNER HILL	2014-
11.	271	Rex Robinson	1986-88
12.	265	GRANGER STUDDARD	2014-
13.	262	Jacob Spencer	2002-03
14.	261	Casey Kalenkosky	2011-12
15.	257	David Wood	2006-07

DOUBLES

1.	51	Tyler Sibley	2009-12
2.	48	Jeff McVane	2009-12
3.	45	Paul Goldschmidt	2007-09
4.	43	Evan Tierce	2001-04
5.	39	Laurn Randell	2007-10
6.	36	Thomas Field	2006-08
	36	Andrew Stumph	2010-13
8.	35	Ignacio Suarez	2002-03
9.	34	David Wood	2006-07
	34	Mark Cooper	2003-04
11.	33	Kyle Kubitz	2009-11
	33	Jason Martinson	2008-10
13.	32	Matt Schnabel	1996-97
	32	Joel Bomersbach	1995-97
15.	31	Kyle Anson	2004-05
	31	Rex Robinson	1985-88
	31	TANNER HILL	2014-

TRIPLES

1.	11	Evan Tierce	2001-04
	11	Terrence Moore	1998-00
3.	10	Tyler Sibley	2009-12
	10	Kyle Kubitz	2009-11
	10	Thomas Field	2006-08
	10	Dominic Ramos	2002-05
	10	Joel Bomersbach	1995-97
8.	9	Laurn Randell	2007-10
	9	John Tompkins	1998-99
10.	8	Darwin Pennye	1987-88
	8	Rex Robinson	1985-88
	8	David Hamilton	1986-87
13.	7	Bret Atwood	2008-11
	7	Collin Wissen	1996-97
	7	Rey Arredondo	1995-97
	7	Wade Haynes	1985-88

HOME RUNS

1.	36	Paul Goldschmidt	2007-09
2.	31	Casey Kalenkosky	2011-12
3.	30	Jeff McVane	2009-12
4.	27	Kyle Kubitz	2009-11
	27	TANNER HILL	2014-
6.	25	Gary Herrmann	1991-92
	25	Rex Robinson	1985-88
8.	23	Mark Younk	2001-02
9.	22	Luke Cannon	2005-06
10.	21	David Wood	2006-07
	21	GRANGER STUDDARD	2014-
12.	20	Anthony Dominguez	1998-99
13.	18	Tyler Sibley	2009-12
	18	Marc Coles	2002-03
	18	Chad Spear	1996-97

STOLEN BASES

1.	57	Tyler Sibley	2009-12
2.	49	Bret Atwood	2008-11
3.	48	Adam Witek	2006-09
4.	46	Jack Wickersham	1996-98
5.	40	Dominic Ramos	2002-05
6.	39	Laurn Randell	2007-10
	39	Thomas Field	2006-08
8.	38	Evan Tierce	2001-04
	38	Jason Washington	1999-02
10.	33	Leron Rogers	1992-93
11.	30	Darwin Pennye	1987-88
	30	Morgan Mickan	2011-13
	30	Kevin Sah	2012-13
14.	29	Kyle Kubitz	2009-11
	29	Jeff McVane	2009-12
15.	28	Collin Wissen	1996-97

WALKS

1.	125	Kyle Kubitz	2009-11
2.	115	Tyler Sibley	2009-12
3.	110	Paul Goldschmidt	2007-09
	110	Wade Haynes	1985-87
5.	103	Rex Robinson	1985-88
6.	102	Garrett Mattlage	2012-14
7.	92	Greg Kero	1989-90
8.	86	Thomas Field	2006-08
9.	78	Matt Schnabel	1996-97
10.	73	Dominic Ramos	2002-05
	73	Alby Carvajal	1988-90
	73	GRANGER STUDDARD	2014-
13.	72	Laurn Randell	2007-10
	72	John David Janek	1999-00
	72	Monte Hale	1985-87



INDIVIDUAL SINGLE SEASON BATTING RECORDS

AT BATS

1.	261	Collin Wissen	1997
2.	258	Jacob Spencer	2002
3.	257	Ignacio Suarez	2003
4.	256	Tyler Sibley	2011
5.	255	David Wood	2007
6.	254	Bret Atwood	2010
7.	251	Evan Tierce	2004
8.	247	Dominic Ramos	2005
9.	245	Casey Kalenkosky	2011
10.	244	Kyle Livingstone	2010

BATTING AVERAGE

(min. 150 at-bats)

1.	.412	Darwin Pennye	1987
2.	.406	Spenser Dennis	2009
3.	.399	Chris Seaman	1999
4.	.398	Darwin Pennye	1988
5.	.387	Matt Miller	2004
6.	.380	David Wood	2007
7.	.377	Lance Williams	2001
8.	.376	Keith Prestridge	2009
9.	.371	Collin Wissen	1996
	.371	Gery Herrmann	1991

HITS

1.	97	David Wood	2007
2.	94	Jacob Spencer	2002
3.	92	Matt Miller	2004
4.	90	Kyle Livingstone	2010
5.	88	Bret Atwood	2010
6.	87	Tyler Sibley	2011
	87	Anthony Dominguez	1999
8.	86	Bret Atwood	2009
	86	Evan Tierce	2004
10.	84	Tyler Sibley	2009
	84	Lance Williams	2001

RUNS SCORED

1.	77	Tyler Sibley	2009
2.	72	Paul Goldschmidt	2009
3.	66	Thomas Field	2008
4.	62	Tyler Sibley	2011
5.	61	Thomas Field	2007
	61	Matt Schnabel	1997
7.	60	Kyle Kubitz	2010
8.	59	Casey Kalenkosky	2011
	59	Kyle Kubitz	2011
	59	Paul Goldschmidt	2008
	59	Bret Atwood	2009

RUNS BATTED IN

1.	88	Paul Goldschmidt	2009
2.	77	David Wood	2007
3.	69	Casey Kalenkosky	2011
	69	Paul Goldschmidt	2008
5.	66	Kyle Kubitz	2011
6.	65	Luke Cannon	2006
	65	Pancho Hedfelt	1985
8.	64	John Tompkins	1999
9.	63	Kyle Livingstone	2010
10.	60	Marc Coles	2002

TOTAL BASES

1.	161	David Wood	2007
2.	160	Casey Kalenkosky	2011
3.	157	Paul Goldschmidt	2008
	157	Jacob Spencer	2002
5.	154	Paul Goldschmidt	2009
6.	143	Luke Cannon	2006
7.	142	Anthony Dominguez	1999
8.	139	Kyle Livingstone	2010
	139	Thomas Field	2008
9.	138	Kyle Kubitz	2010
	138	Matt Miller	2004

DOUBLES

1.	21	Jeff McVane	2012
	21	Paul Goldschmidt	2009
	21	Ignacio Suarez	2003
3.	20	Kyle Kubitz	2010
	20	Paul Goldschmidt	2008
	20	David Wood	2007
6.	19	Jason Martinson	2010
	19	Kyle Anson	2004
10.	18	Matt Miller	2004
	18	Mark Cooper	2003
	18	Jacob Spencer	2002
	18	Matt Schnabel	1996

TRIPLES

1.	7	Kyle Kubitz	2011
	7	Thomas Field	2008
	7	Terrence Moore	1999
	7	John Tompkins	1999
	7	Mike Frost	1989
5.	6	Luke Cannon	2006
	6	Collin Wissen	1996
	6	David Hamilton	1986
8.	5	Bret Atwood	2009
	5	Dominic Ramos	2005
	5	Dominic Ramos	2004
	5	Joel Bomersback	1995
	5	Kragen Hawkins	1991
	5	Darwin Pennye	1987
	5	Wade Haynes	1986

HOME RUNS

1.	21	Casey Kalenkosky	2011
2.	18	Paul Goldschmidt	2009
	18	Luke Cannon	2006
4.	17	Paul Goldschmidt	2008
	17	Gary Herrmann	1992
6.	16	Pancho Hedfelt	1985
7.	15	Josh Newland	2001
8.	14	David Wood	2007
	14	TANNER HILL	2016
10.	13	Jacob Spencer	2002
	13	Rex Robinson	1988

STOLEN BASES

1.	31	Jack Wickersham	1998
2.	26	Kevin Sah	2013
3.	24	Adam Witek	2007
4.	21	Bret Atwood	2011
5.	20	Tyler Sibley	2011
	20	Leron Rogers	1992
	20	Evan Tierce	2004
	20	Larry Swanzy	1985
9.	19	Dominic Ramos	2005
	19	Ignacio Suarez	2003
	19	Rodney Snyder	1989

WALKS

1.	55	Paul Goldschmidt	2009
2.	54	Kyle Kubitz	2011
3.	52	Greg Kero	1990
4.	44	Rocky Padilla	1994
5.	43	John David Janek	2000
	43	Wade Haynes	1987
7.	42	Mark Younk	2001
	42	Matt Schnabel	1997
	42	Matt Davis	1991
	42	Rex Robinson	1987

INDIVIDUAL PITCHING RECORDS

CAREER RECORDS

APPEARANCES

1.	95	Hunter Lemke	2011-14
2.	83	Jason Baca	2004-07
3.	77	Michael Gultz	2001-04
4.	70	Dickie Gonzalez	1999-02
5.	68	LUCAS HUMPAL	2013-
6.	67	Paul Schappert	2001-04
	67	Mitchell Pitts	2009-13
8.	66	Corey Ehlers	1994-97
9.	64	Jeff McVane	2009-12
10.	60	Fielding Pittman	2010-11
	60	Bobby Sawicki	2001-05
	60	Donnie Hart	2011-13

WINS

1.	26	Corey Ehlers	1994-97
	26	Darren Dreyer	1990-92
3.	24	Kenny Reese	1986-89
4.	23	Bobby Sawicki	2001-05
5.	20	Paul Schappert	2001-04
	20	William Brunson	1991-92
	20	LUCAS HUMPAL	2013-
8.	19	Carson Smith	2010-11
	19	Mike Hart	2006-08
	19	Blake Williams	1998-00
11.	17	Zach Tritz	2008-09
	17	Jacob Casanova	1999-02
	17	Jason Divin	1996-97

INNINGS PITCHED

1.	360.1	Corey Ehlers	1994-97
2.	345.1	LUCAS HUMPAL	2013-
3.	329.1	Bobby Sawicki	2001-05
4.	312.1	Paul Schappert	2001-04
5.	281.1	Blake Williams	1998-00
6.	270.0	Darren Dreyer	1990-92
7.	239.0	Mitchell Pitts	2009-13
8.	233.2	Kenny Reese	1986-89
9.	226.0	Taylor Black	2012-14
10.	218.0	Carson Smith	2010-11

EARNED RUN AVERAGE

(min. 100 innings pitched)

1.	2.21	Justin Fiske	2006-07
2.	2.37	Hunter Lemke	2011-14
3.	2.52	Carson Smith	2010-11
4.	2.73	Darren Dreyer	1990-92
5.	2.84	Jason Baca	2004-07
6.	2.99	Brandon Hankins	2002-03
7.	3.09	Tom Robbins	2003-04
8.	3.38	Mike Hart	2006-07
9.	3.58	Taylor Black	2012-14
10.	3.59	Scott Moore	2005-06

STRIKEOUTS

1.	279	LUCAS HUMPAL	2013-
2.	241	Bobby Sawicki	2001-05
3.	233	Darren Dreyer	1990-92
4.	227	Mike Hart	2006-08
5.	223	Carson Smith	2010-11
6.	206	Corey Ehlers	1994-97
7.	203	Blake Williams	1998-00
8.	191	William Brunson	1991-92
9.	188	Scott Moore	2005-06
10.	185	Taylor Black	2012-14

COMPLETE GAMES

1.	28	Darren Dreyer	1990-92
2.	17	Jason Divin	1996-97
3.	15	Pete Dessen	1985-86
4.	14	Corey Ehlers	1994-97
	14	William Brunson	1991-92
6.	13	Blake Williams	1998-00
7.	12	Bobby Sawicki	2001-05

SHUTOUTS

1.	7	Darren Dreyer	1990-92
	7	Corey Ehlers	1994-97
3.	3	Carson Smith	2010-11
	3	Tom Robbins	2003-04
	3	Blake Williams	1998-00
5.	2	LUCAS HUMPAL	2013-
	2	Travis Ballew	2010-12
	2	Justin Fiske	2006-07
	2	Jeremy Fikac	1997-98
	2	Steven Smith	1995-96
	2	Kevin Kirkpatrick	1993-96
	2	Adam Hillman	1993
	2	Jack Ford	1992
	2	William Brunson	1991-92

SAVES

1.	19	Hunter Lemke	2011-14
2.	15	Jeff McVane	2009-12
3.	11	PASQUALE MAZZOCOLI	2016
4.	10	Cory Covert	2001-03
	10	Garrett Sherrill	1999-00
6.	8	Stephen Smith	1995-96
7.	7	Joseph Dvorsky	2010-11
	7	Justin Fiske	2006-07
	7	Chad Massengale	2000-01
	7	Darren Dreyer	1990-92
	7	Glenn Serviente	1987-89

SINGLE SEASON

APPEARANCES

1.	41	Donnie Hart	2013
2.	35	Hunter Lemke	2013
3.	34	Tyler Brundridge	2009
4.	32	Justin Fiske	2006
	32	Chad Massengale	2000
6.	31	Fielding Pittman	2011
7.	30	Garret Carruth	2010
	30	Jason Baca	2007
	30	Eric Weaver	2007
10.	28	Austen Williams	2013
	28	Chris Hill	2005
	28	Garrett Sherrill	1999

WINS

1.	12	William Brunson	1992
2.	11	Travis Ballew	2012
	11	Bobby Sawicki	2002
	11	Blake Williams	2000
5.	10	Carson Smith	2010
	10	Kane Holbrooks	2009
	10	Scott Moore	2006
	10	Jason Divin	1996
	10	Darren Dreyer	1990
10.	9	Carson Smith	2011
	9	Zach Tritz	2008
	9	Justin Fiske	2007
	9	Scott Linebrink	1997

INNINGS PITCHED

1.	129.2	Blake Williams	2000
2.	118.1	Bobby Sawicki	2002
3.	113.1	Carson Smith	2011
	113.1	Tom Robbins	2004
5.	111.2	Justin Fiske	2007
6.	111.1	Corey Ehlers	1997
	111.1	Scott Linebrink	1997
8.	110.2	Paul Schappert	2003
9.	108.1	William Brunson	1992
	108.1	Darren Dreyer	1990

EARNED RUN AVERAGE

(min. 50 innings pitched)

1.	1.99	Carson Smith	2011
2.	2.01	Justin Fiske	2007
3.	2.07	Darren Dreyer	1991
4.	2.10	Brandon Hankins	2003
5.	2.46	Colton Turner	2012
6.	2.51	Darren Dreyer	1992
7.	2.56	Justin Fiske	2006
8.	2.60	Dylan Bein	2014
9.	2.70	Tom Robbins	2003
10.	2.73	Travis Ballew	2012

STRIKEOUTS

1.	129	Carson Smith	2011
2.	127	Blake Williams	2000
3.	124	Bobby Sawicki	2002
4.	119	Travis Ballew	2012
5.	118	Scott Moore	2006
6.	110	Justin Fiske	2007
7.	102	Scott Linebrink	1997
	102	William Brunson	1992
9.	101	Darren Dreyer	1990
10.	96	Austen Williams	2014
	96	Jack Ford	1992

COMPLETE GAMES

1.	11	Darren Dreyer	1990
2.	10	Blake Williams	2000
	10	Jason Divin	1996
	10	Pete Dessen	1986
	10	Sean Snedeker	1985
6.	9	Darren Dreyer	1992
7.	8	William Brunson	1992
8.	7	Bobby Sawicki	2002
	7	Jason Divin	1997
	7	Tony Valle	1989

SHUTOUTS

1.	3	Carson Smith	2010
	3	Tom Robbins	2004
	3	Blake Williams	2000
	3	Corey Ehlers	1997
5.	2	Travis Ballew	2012
	2	Justin Fiske	2007
	2	Stephen Smith	1995
	2	Corey Ehlers	1994
	2	Kevin Kirkpatrick	1994
	2	Adam Hillman	1993
	2	Darren Dreyer	1992
	2	Jack Ford	1992
	2	Darren Dreyer	1990

SAVES

1.	11	Hunter Lemke	2014
	11	PASQUALE MAZZOCOLI	2016
3.	9	Jeff McVane	2011
4.	8	Stephen Smith	1996
	8	Hunter Lemke	2013
6.	7	Joseph Dvorsky	2011
	7	Justin Fiske	2006
	7	Glenn Serviente	1989
9.	6	Jeff McVane	2012
	6	Michael Russo	2009
	6	Cory Covert	2001
	6	Garrett Sherrill	2000



SINGLE GAME RECORDS

AT-BATS

TEAM: 57	vs. Dallas Baptist (5/16/13)
INDIV: 8	John Tompkins vs. San Diego St. (2/27/99)
	Cassidy Dresch vs. Northwestern St. (4/9/06)
	Spenser Dennis vs. Prairie View A&M (3/24/09)
	Laurn Randell vs. Prairie View A&M (3/24/09)

HITS

TEAM: 31	vs. Prairie View A&M (3/24/09)
INDIV: 7	Spenser Dennis vs. Prairie View A&M (3/24/09)

RUNS BATTED IN

TEAM: 30	vs. Prairie View A&M (3/24/09)
INDIV: 9	John Tompkins vs. Southeastern La. (3/28/99)
	TANNER HILL VS. UT ARLINGTON (5/16/15)

RUNS

TEAM: 33	vs. Prairie View A&M (3/24/09)
Team (Conference): 22	vs. UT Arlington (5/16/15)
TEAM (Postseason): 16	vs. Sam Houston (5/16/97)
TEAM (Series): 44	vs. McNeese State (2001)
INDIV: 5	10X, LAST TANNER HILL VS. INCARNATE WORD (5/5/16)

HOME RUNS

TEAM: 7	vs. Texas A&M-CC (2/23/02)
INDIV: 3	Jeff McVane vs. McNeese State (5/11/11)
	Spenser Dennis vs. Prairie View A&M (4/15/09)
	Wade Haynes vs. Texas Wesleyan (2/26/87)

DOUBLES

TEAM: 7	vs. UT-Pan American (1/31/97)
INDIV: 4	Kyle Kubitz at Stephen F. Austin (4/3/10)

STOLEN BASES

TEAM: 8	vs. Incarnate Word (2/13/97)
INDIV: 4	Adam Witek vs. Notre Dame (2/18/07)
	Jose Rodriguez vs. Southeastern Louisiana (5/1/05)

STRIKEOUTS

TEAM: 19	vs. Nicholls (3/18/07)
INDIV: 17	Justin Fiske vs. Nicholls State (3/18/07)

HITS ALLOWED

TEAM: 27	vs. San Diego St. (2/27/99)
----------	-----------------------------

RUNS ALLOWED

TEAM: 25	vs. McNeese St. (4/18/99)
----------	---------------------------

HOME RUNS ALLOWED

TEAM: 6	vs. UT Arlington (4/10/93)
	vs. UTSA (5/1/09)

MISC. RECORDS

HITTING STREAK

30 Games - Tyler Sibley (2010-11)

WINNING STREAK

11 Games - March 3 - March 20, 1991

LOSING STREAK

12 Games - Feb. 14 - March 2, 1999

SCORELESS INNINGS STREAK

57.2 - Feb. 25 - March 6, 2012

NO-HITTERS

Glenn Jacobs and Troy Clouse - February 17, 1990

Texas State 3, Prairie View A&M 0

William Brunson - April 17, 1992

Texas State 1, McNeese State 0

GAMES

1.	64	2011
	64	1997
3.	63	2000
4.	62	1987
5.	60	2002, 2007, 2010

VICTORIES

1.	41	2011
	41	2009
3.	39	1987
4.	38	1997
	38	2010

WINNING PERCENTAGE

1.	.707	2009
2.	.688	1991
3.	.645	1987
4.	.641	2011
5.	.633	2010

AT-BATS

1.	2177	2011
2.	2169	1997
3.	2132	2002
4.	2105	2009
5.	2099	2000

RUNS SCORED

1.	496	2009
2.	453	2001
3.	452	2008
4.	447	1997
5.	431	2011

HITS

1.	704	2009
2.	664	2010
3.	660	2002
4.	656	1999
5.	645	2008

BATTING AVERAGE

1.	.334	2009
2.	.320	2008
3.	.318	1999
4.	.317	2010
5.	.313	2001

RUNS BATTED IN

1.	463	2009
2.	426	2008
3.	401	2001
4.	392	2010
5.	390	2011, 2002

DOUBLES

1.	132	2002
2.	123	2010
3.	119	2004
	119	2001
5.	117	1997

TRIPLES

1.	28	1996
2.	25	1999
3.	22	1988
4.	21	1995
5.	20	1997

HOME RUNS

1.	75	2009
2.	70	2002
3.	64	2008
4.	62	2001
5.	59	2011, 1985

TOTAL BASES

1.	1081	2009
2.	1026	2002
3.	981	2008
4.	971	2001
5.	958	2010

STOLEN BASES

1.	97	2011
2.	96	1997
3.	89	2007
4.	85	1999
5.	84	2013

WALKS

1.	347	1987
2.	338	1990
3.	290	1991
4.	281	1989
5.	278	1988

PUTOUTS

1.	1696	2011
2.	1614	1997
3.	1600	2000
4.	1579	2006
5.	1573	2002

ASSISTS

1.	715	2002
2.	713	2013
3.	687	2011
4.	685	2014
5.	684	2003

FIELDING PERCENTAGE

1.	.972	2007
2.	.970	2009
3.	.969	2008
4.	.968	2000
5.	.967	1999, 2015

EARNED RUN AVERAGE

1.	3.02	2012
2.	3.61	2014
3.	3.73	2011
4.	3.83	2006
5.	3.88	2007

COMPLETE GAMES

1.	29	1987
2.	24	1992
	24	1986
4.	23	1991
	23	1985

STRIKEOUTS

1.	494	2011
2.	464	2006
3.	462	2012
4.	431	2014
5.	415	2000

SHUTOUTS

1.	7	2012
	7	1994
2.	5	2007
	5	2004
	5	2003
	5	2000
	5	2013

SAVES

1.	17	2011
2.	16	2001
3.	14	2014
4.	12	2012
	12	2003
	12	2000



1

BRADEN PEARSON

LHP | R/L | 6-3 | 165 | SO. | 1L

GEORGETOWN, TEXAS | GEORGETOWN HS



2

LUKE SHERLEY

IF | R/R | 6-1 | 190 | SO. | 1L

THE WOODLANDS, TEXAS | THE WOODLANDS HS

2016 GAME-BY-GAME

DATE	OPPONENT	GS	IP	H	R	ER	BB	SO	2B	3B	HR	WP	BK	HBP	IBB	SCORE	W	L	SV	ERA
Feb 19, 2016	WASHINGTON STATE	2.0	0	0	0	1	1	0	0	0	1	0	0	0	0	6-2	0	0	0	0.00
Feb 22, 2016	WASHINGTON STATE	0.0	1	2	2	1	0	1	0	0	0	0	0	0	0	8-9	0	0	0	9.00
Mar 05, 2016	INCARNATE WORD	1.0	2	0	0	0	1	0	0	0	0	0	0	0	0	22-5	0	0	0	6.00
Mar 08, 2016	Baylor	2.0	2	1	1	0	3	1	0	0	0	0	0	0	0	12-3	0	0	0	5.40
Mar 12, 2016	UL MONROE-2	0.1	0	0	0	0	0	0	0	0	0	0	0	0	0	3-2	0	0	1	5.06
Mar 20, 2016	APPALACHIAN STATE	0.1	0	0	0	1	0	0	0	0	0	0	0	0	0	4-0	0	0	1	4.76
Mar 22, 2016	UT Rio Grande Valley	1.0	0	0	0	0	0	0	0	0	0	0	0	0	0	3-4	0	0	1	4.05
Mar 24, 2016	SOUTH ALABAMA	0.1	1	0	0	0	0	1	0	0	0	0	0	0	0	4-6	0	0	1	3.86
Mar 28, 2016	Sam Houston State	0.0	1	1	1	1	0	1	0	0	0	0	0	1	6-8	0	0	1	5.14	
Apr 03, 2016	Georgia Southern	1.0	1	1	1	1	1	0	0	0	2	0	0	0	0	4-3	0	0	1	5.62
Apr 05, 2016	UTSA	1.2	1	2	2	1	2	0	0	1	0	0	0	0	0	13-10	0	0	1	6.52
Apr 06, 2016	TEXAS A&M-CC	0.0	0	0	0	0	0	0	0	0	0	0	1	0	0	4-1	0	0	1	6.52
Apr 08, 2016	NEVADA	0.0	0	0	0	2	0	0	0	0	0	0	0	0	0	3-6	0	0	1	6.52
Apr 19, 2016	Texas A&M	1.1	0	0	0	0	0	0	0	0	0	0	0	0	0	1-14	0	0	1	5.73
Apr 22, 2016	UL Lafayette	0.2	2	0	0	1	2	0	0	0	0	0	0	0	0	1-5	0	0	1	5.40
TOTALS		0	11.2	11	7	7	9	10	5	0	1	4	0	1	1	94-78	0	0	1	5.40

CAREER

YEAR	ERA	W	L	APP	GS	CG	SHO	CBO	SV	IP	H	R	ER	BB	SO
2015	4.05	1	1	21	0	0	0	0	0	26.2	30	21	12	12	9
2016	5.40	0	0	15	0	0	0	1	1	11.2	11	7	7	9	10
TOTAL	4.46	1	1	36	0	0	0	1	1	38.1	41	28	19	21	19

SINGLE-GAME HIGHS [all-time ranking]:

Innings pitched: 5.1, Arkansas State, May 10, 2015

Walks allowed: 4, vs UL Lafayette, May 19, 2015

Strikeouts: 3, Arkansas State, May 08, 2015; at Baylor, Mar 08, 2016

Batters faced: 23, Arkansas State, May 10, 2015

Field chances: 3, Arkansas State, May 10, 2015; UT Arlington, May 14, 2015

Putouts: 1, 5 times

Assists: 3, Arkansas State, May 10, 2015; UT Arlington, May 14, 2015

Runners CS: 2 [t-7th], vs UL Lafayette, May 19, 2015

2016 GAME-BY-GAME

DATE	OPPONENT	GS	AB	R	H	RBI	2B	3B	HR	BB	IBB	SB	CS	HBP	SAC	SF	GDP	K	PO	A	E	AVG
Feb 19, 2016	WASHINGTON STATE	*	4	1	1	0	0	0	0	0	0	1	1	0	0	0	0	1	0	2	0	.250
Feb 20, 2016	WASHINGTON STATE	*	4	1	1	0	0	0	0	0	0	0	0	0	0	0	0	0	1	3	0	.250
Feb 21, 2016	WASHINGTON STATE	*	3	1	1	1	0	0	0	1	0	0	1	0	0	0	0	1	1	2	0	.273
Feb 22, 2016	WASHINGTON STATE	*	4	2	1	0	0	0	0	2	1	0	0	0	0	0	0	1	0	4	0	.267
Feb 24, 2016	Rice	*	3	0	1	0	1	0	0	1	0	1	0	0	0	0	0	0	3	2	0	.278
Feb 26, 2016	Michigan State	*	4	1	2	1	0	0	1	0	0	0	0	0	0	0	0	1	3	3	0	.318
Feb 27, 2016	UCF	*	4	0	2	2	1	0	0	0	0	0	0	0	0	0	0	1	1	4	1	.346
Feb 28, 2016	Texas A&M-CC	*	4	2	3	2	0	0	0	0	0	0	1	0	1	0	0	0	0	2	0	.400
Mar 01, 2016	TEXAS	*	6	0	0	0	0	0	0	0	0	0	0	0	0	0	0	1	3	2	0	.333
Mar 04, 2016	INCARNATE WORD	*	3	0	0	0	0	0	0	1	0	0	0	0	0	0	0	0	0	5	0	.308
Mar 05, 2016	INCARNATE WORD	*	5	1	1	1	0	0	0	1	0	0	0	0	0	0	0	1	2	4	2	.295
Mar 06, 2016	INCARNATE WORD	*	4	2	2	0	0	0	0	0	0	0	0	0	0	0	0	0	4	4	0	.312
Mar 08, 2016	Baylor	*	6	0	2	1	0	0	0	0	0	0	0	0	0	0	0	0	2	4	0	.315
Mar 12, 2016	UL MONROE-1	*	5	0	0	0	0	0	0	0	0	0	0	0	0	0	0	1	0	3	0	.288
Mar 12, 2016	UL MONROE-2	*	4	0	2	0	0	0	0	0	0	0	0	0	0	0	1	0	0	1	3	.302
Mar 13, 2016	UL MONROE	*	5	1	2	0	0	0	0	1	0	0	0	0	0	0	0	1	4	6	0	.309
Mar 15, 2016	UTSA	*	5	0	0	1	0	0	0	0	0	0	0	0	0	0	0	0	1	5	0	.288
Mar 18, 2016	APPALACHIAN STATE	*	2	0	1	1	0	0	0	1	0	0	0	0	0	0	0	1	2	2	0	.293
Mar 19, 2016	APPALACHIAN STATE	*	6	3	2	0	0	0	0	0	0	0	0	0	0	0	0	1	0	3	0	.296
Mar 20, 2016	APPALACHIAN STATE	*	4	1	1	0	1	0	0	0	0	0	0	1	0	0	0	1	1	3	1	.294
Mar 22, 2016	UT Rio Grande Valley	*	5	1	2	0	0	0	0	0	0	0	0	0	0	0	0	0	4	6	2	.300
Mar 24, 2016	SOUTH ALABAMA	*	5	0	1	0	0	0	0	0	0	0	0	0	0	0	0	0	1	2	5	.295
Mar 25, 2016	SOUTH ALABAMA	*	4	0	1	0	0	0	0	0	0	0	0	0	0	0	0	0	1	0	3	.293
Mar 26, 2016	SOUTH ALABAMA	*	4	0	0	0	0	0	0	0	0	0	0	0	1	0	0	0	2	1	0	.282
Mar 28, 2016	Sam Houston State	*	4	0	1	0	0	0	0	0	0	0	0	0	0	0	0	0	0	2	0	.280
Apr 02, 2016	Georgia Southern-1	*	4	0	0	0	0	0	0	0	0	0	0	0	0	0	0	0	3	3	0	.270
Apr 02, 2016	Georgia Southern-2	*	4	1	0	0	0	0	0	0	0	0	0	0	0	0	0	1	2	2	0	.261
Apr 03, 2016	Georgia Southern	*	2	1	0	0	0	0	0	1	0	0	0	1	0	0	0	0	0	2	0	.256
Apr 05, 2016	UTSA	*	4	0	2	0	0	0	0	1	0	1	0	0	0	0	0	0	0	3	0	.264
Apr 06, 2016	TEXAS A&M-CC	*	3	0	0	1	0	0	0	1	0	0	0	0	0	0	0	0	4	6	0	.258
Apr 08, 2016	NEVADA	*	3	1	2	0	0	0	0	1	0	0	0	0	0	0	0	0	0	5	0	.268
Apr 09, 2016	NEVADA	*	3	0	0	0	0	0	0	0	0	0	0	0	0	0	0	0	2	1	0	.262
Apr 10, 2016	NEVADA	*	3	0	1	0	0	0	0	0	0	0	0	0	0	0	0	0	1	0	4	.263
Apr 12, 2016	RICE	*	3	0	0	0	0	0	0	0	0	0	0	0	0	0	0	0	1	1	1	.257
Apr 15, 2016	LITTLE ROCK-1	*	5	0	3	2	1	0	0	0	0	0	0	0	0	0	0	0	0	2	0	.270
Apr 15, 2016	LITTLE ROCK-2	*	3	0	0	0	0	0	0	0	0	0	0	0	0	0	0	0	0	5	0	.264
Apr 16, 2016	LITTLE ROCK	*	4	1	1	1	0	0	0	1	0	0	0	0	0	0	0	0	1	3	2	.264
Apr 19, 2016	Texas A&M	*	2	0	0	0	0	0	0	0	0	0	0	0	1	0	0	0	1	6	0	.260
Apr 22, 2016	UL Lafayette	*	3	0	0	0	0	0	0	0	0	0	0	0	0	0	0	0	0	3	0	.255
Apr 23, 2016	UL Lafayette	*	4	0	2	1	0	0	0	0	0	0	0	0	0	0	0	0	0	1	0	.261
Apr 24, 2016	UL Lafayette	*	3	0	0	0	0	0	0	0	0	0	0	0	0	0	0	1	1	3	3	.256
Apr 26, 2016	Texas	*	4	0	1	0	0	0	0	0	0	0	0	0	0	0	0	0	1	0	2	.256
Apr 29, 2016	TROY	*	3	0	0	0	0	0	0	0	0	0	0	0	0	0	0	0	1	2	2	.251
Apr 30, 2016	TROY	*	3	0	0	0	0	0	0	0	0	0	0	0	0	0	0	0	0	3	2	.247
May 01, 2016	TROY	*	2	1	1	1	0	0	0	0	0	0	0	0	1	0	0	0	1	3	0	.250
May 03, 2016	UTSA	*	4	1	1	3	0	0	1	0	0	0	0	0	0	0	0	1	0	3	7	.250
May 06, 2016	GEORGIA STATE	*	3	1	1	0	0	0	0	0	0	0	0	0	0	0	0	0	0	2	4	.251
May 07, 2016	GEORGIA STATE	*	4	1	2	1	1	0	0	0	0	0	0	0	0	0	0	1	2	1	0	.257
May 08, 2016	GEORGIA STATE	*	5	2	4	3	1	0	1	1	0	1	0	0	0	0	0	0	1	3	0	.271
TOTALS		49	188	27	51	23	6	0	3	14	1	4	3	2	5	0	2	23	69	156	11	.271

CAREER

YEAR	AVG	GP	GS	AB	R	H	2B	3B	HR	RBI	BB	SO	SB
------	-----	----	----	----	---	---	----	----	----	-----	----	----	----



3

THEODORE HOFFMAN

OF | R/R | 6-0 | 200 | SO. | 1L
BRENNHAM, TEXAS | BRENNHAM HS

2016 GAME-BY-GAME

DATE	OPPONENT	GS	AB	R	H	RBI	2B	3B	HR	BB	IBB	SB	CS	HBP	SAC	SF	GDP	K	PO	A	E	AVG	
Feb 19, 2016	WASHINGTON STATE	*	4	0	1	0	0	0	0	0	0	0	0	0	0	0	0	2	3	0	0	.250	
Feb 20, 2016	WASHINGTON STATE	*	4	2	2	0	1	1	0	0	0	0	0	0	0	0	0	0	0	0	0	.375	
Feb 21, 2016	WASHINGTON STATE	*	4	2	1	1	1	0	0	0	0	1	0	0	0	0	0	1	1	0	0	.333	
Feb 22, 2016	WASHINGTON STATE	*	2	1	0	0	0	0	2	0	0	0	0	1	0	0	1	0	0	0	0	.286	
Feb 24, 2016	Rice	*	3	0	0	0	0	0	1	0	0	0	0	1	0	0	2	1	0	0	0	.235	
Feb 26, 2016	Michigan State	*	3	0	0	0	0	0	0	0	0	0	0	0	0	0	0	1	1	0	0	.200	
Feb 27, 2016	UCF	*	3	1	1	0	0	0	0	0	0	0	0	0	0	0	0	0	2	0	0	.217	
Feb 28, 2016	Texas A&M-CC	*	3	1	1	1	0	0	2	0	0	0	0	0	0	0	0	0	0	0	0	.231	
Mar 01, 2016	TEXAS	*	4	0	0	0	0	0	0	0	0	0	0	0	0	0	3	1	0	0	0	.200	
Mar 05, 2016	INCARNATE WORD	*	4	1	3	0	2	0	2	0	1	0	0	0	0	0	0	0	4	0	0	.265	
Mar 06, 2016	INCARNATE WORD	1	0	1	0	0	0	0	1	0	1	0	0	0	0	0	0	0	0	0	0	.286	
Mar 12, 2016	UL MONROE-2	*	2	0	0	0	0	0	0	0	0	0	0	0	0	0	0	1	1	1	1	.270	
Mar 15, 2016	UTSA	*	4	2	3	4	0	2	0	0	0	0	0	0	0	0	0	0	1	0	0	.317	
Mar 18, 2016	APPALACHIAN STATE	*	4	1	1	1	1	0	0	0	0	0	0	0	0	0	0	1	0	0	0	.311	
Mar 19, 2016	APPALACHIAN STATE	*	5	3	3	5	1	0	1	1	0	0	0	0	0	0	0	1	2	0	0	.340	
Mar 20, 2016	APPALACHIAN STATE	*	4	0	1	1	1	0	0	0	0	0	0	0	0	0	2	0	0	0	0	.333	
Mar 22, 2016	UT Rio Grande Valley	*	5	0	0	0	0	0	0	0	0	0	0	0	0	0	0	2	3	0	0	.305	
Mar 24, 2016	SOUTH ALABAMA	*	5	0	2	0	0	0	0	0	0	0	0	0	0	0	0	1	1	0	0	.312	
Mar 25, 2016	SOUTH ALABAMA	*	3	0	1	0	0	0	1	0	0	0	0	0	0	0	0	1	1	0	0	.313	
Mar 26, 2016	SOUTH ALABAMA	*	5	0	0	0	0	0	0	0	1	0	0	0	0	0	0	1	1	0	0	.292	
Mar 28, 2016	Sam Houston State	*	4	1	2	3	1	0	0	0	2	0	0	0	0	0	0	1	0	1	0	.303	
Apr 02, 2016	Georgia Southern-1	*	3	0	0	0	0	0	1	0	0	0	0	0	0	0	0	1	2	1	0	.291	
Apr 02, 2016	Georgia Southern-2	*	4	1	1	1	0	0	1	0	0	0	0	0	0	0	0	0	1	2	0	.289	
Apr 03, 2016	Georgia Southern	1	0	0	1	0	0	0	0	0	0	0	0	0	0	0	0	0	0	0	0	.286	
Apr 05, 2016	UTSA	*	2	2	2	3	1	0	1	0	0	0	0	0	0	0	0	0	0	0	0	.302	
Apr 08, 2016	NEVADA	1	0	0	0	0	0	0	0	0	0	0	0	0	0	0	0	0	0	0	0	.299	
Apr 10, 2016	NEVADA	*	4	0	0	0	0	0	0	0	0	0	0	0	0	0	0	3	0	0	0	.286	
Apr 12, 2016	RICE	*	4	0	0	0	0	0	0	0	0	0	0	0	0	0	0	0	1	2	0	.274	
Apr 15, 2016	LITTLE ROCK-1	*	4	1	2	0	0	0	1	0	0	1	0	0	0	0	0	0	1	0	0	.283	
Apr 15, 2016	LITTLE ROCK-2	*	4	0	0	0	0	0	0	0	0	0	0	0	0	0	0	1	5	0	0	.272	
Apr 16, 2016	LITTLE ROCK	*	4	1	2	0	1	0	0	0	0	0	0	1	0	0	0	2	0	0	0	.280	
Apr 19, 2016	Texas A&M	*	2	0	0	0	0	0	1	0	0	0	1	0	0	0	0	0	1	0	0	.275	
Apr 22, 2016	UL Lafayette	*	4	0	0	0	0	0	0	0	0	0	0	0	0	0	0	3	0	0	0	.265	
Apr 23, 2016	UL Lafayette	*	2	0	0	0	0	0	0	0	0	0	0	0	0	0	0	2	4	0	0	.261	
May 08, 2016	GEORGIA STATE	1	0	0	0	0	0	0	0	0	0	0	0	0	0	0	0	0	0	0	0	.259	
TOTALS			31	116	20	30	21	10	1	5	13	0	6	1	1	3	0	1	33	42	3	0	.259

CAREER

YEAR	AVG	GP	GS	AB	R	H	2B	3B	HR	RBI	BB	SO	SB	ATT
2015	.165	37	23	79	12	13	5	1	1	5	14	26	3	3
2016	.259	35	31	116	20	30	10	1	5	21	13	33	6	7
TOTAL	.221	72	54	195	32	43	15	2	6	26	27	59	9	10

SINGLE-GAME HIGHS [all-time ranking]:

Hits: 3, Incarnate Word, Mar 05, 2016; at UTSA, Mar 15, 2016; Appalachian State, Mar 19, 2016

Doubles: 2 [1-9th], Incarnate Word, Mar 05, 2016

Triples: 1 [1-5th], Baylor, Apr 02, 2015; Washington State, Feb 20, 2016

Home runs: 2 [1-4th], at UTSA, Mar 15, 2016

Total bases: 9, at UTSA, Mar 15, 2016

RBI: 5, Appalachian State, Mar 19, 2016

Runs scored: 3, Appalachian State, Mar 19, 2016

Walks: 2, 7 times

Hit by pitch: 1, 4 times

Struck out: 3 [1-10th], Nevada, Apr 10, 2016; at UL Lafayette, Apr 22, 2016; Texas, Mar 01, 2016

Sac bunts: 1, 6 times

At bats: 5, 5 times

Stolen bases: 2, at Sam Houston State, Mar 28, 2016

Caught stealing: 1 [1-3rd], Little Rock, Apr 15, 2016

Field chances: 5, at Wichita State, 02-21-15; UC Davis, Feb 15, 2015; Little Rock, Apr 15, 2016

Putouts: 5, UC Davis, Feb 15, 2015; Little Rock, Apr 15, 2016

Assists: 1, 4 times



4

JACOB ALMENDAREZ

OF/IF | R/R | 5-7 | 165 | FR. | HS
PEARLAND, TEXAS | PEARLAND HS

2016 GAME-BY-GAME

DATE	OPPONENT	GS	AB	R	H	RBI	2B	3B	HR	BB	IBB	SB	CS	HBP	SAC	SF	GDP	K	PO	A	E	AVG
Feb 22, 2016	WASHINGTON STATE		0	0	0	0	0	0	0	0	0	0	0	0	0	0	0	0	0	0	0	.000
Feb 26, 2016	Michigan State		0	0	0	0	0	0	0	0	0	0	0	0	0	0	0	0	0	0	0	.000
Feb 27, 2016	UCF	*	1	0	0	0	0	0	0	0	0	0	0	0	0	0	0	0	0	1	0	.000
Mar 01, 2016	TEXAS		0	0	0	0	0	0	0	0	0	0	0	0	0	0	0	0	0	0	0	.000
Mar 05, 2016	INCARNATE WORD	1	2	1	0	0	0	0	0	0	0	0	0	0	0	0	0	0	0	0	0	.500
Mar 08, 2016	Baylor		0	1	0	0	0	0	0	0	0	0	0	0	0	0	0	0	0	0	0	.500
Mar 28, 2016	Sam Houston State	*	3	0	0	0	0	0	0	0	0	0	0	0	0	0	0	1	0	1	2	.200
Apr 09, 2016	NEVADA	1	1	1	0	0	0	0	0	0	0	0	0	0	0	0	0	0	0	0	0	.333
Apr 16, 2016	LITTLE ROCK	*	2	1	2	0	0	0	0	1	0	0	0	0	0	0	0	0	3	0	0	.500
Apr 19, 2016	Texas A&M	*	3	0	0	0	0	0	0	0	0	0	0	0	0	0	0	0	0	0	0	.364
Apr 22, 2016	UL Lafayette	*	3	0	1	0	1	0	0	0	0	0	0	0	0	0	0	0	0	1	2	.357
Apr 23, 2016	UL Lafayette	*	2	0	0	1	0	0	0	1	0	0	0	0	0	0	0	0	0	0	1	.312
Apr 24, 2016	UL Lafayette	*	2	0	0	0	0	0	0	1	0	0	0	0	0	0	0	0	0	1	2	.278
Apr 26, 2016	Texas	*	3	1	1	0	0	0	0	0	0	0	0	0	0	0	0	0	5	0	0	.286
Apr 29, 2016	TROY	*	3	0	0	0	0	0	0	0	0	0	0	0	0	0	0	0	0	1	1	.250
Apr 30, 2016	TROY		0	0	0	0	0	0	0	0	0	0	0	0	0	0	0	0	0	0	0	.250
May 01, 2016	TROY		0	1	0	0	0	0	0	0	0	0	0	0	0	0	0	0	0	0	0	.250
May 06, 2016	GEORGIA STATE		0	0	0	0	0	0	0	0	0	0	0	0	0	0	0	0	0	0	0	.250
May 08, 2016	GEORGIA STATE		0	0	0	0	0	0	0	0	0	0	0	0	0	0	0	0	0	0	0	.250
TOTALS			9	24	7	6	1	1	0	3	0	0	1	1	2	0	0	2	16	3	0	.250

CAREER

YEAR	AVG	GP	GS	AB	R	H	2B	3B	HR	RBI	BB	SO	SB	ATT
2016	.250	19	9	24	7	6	1	0	0	1	3	2	0	1
TOTAL	.250	19	9	24	7	6	1	0	0	1	3	2	0	1

SINGLE-GAME HIGHS [all-time ranking]:

Hits: 2, Little Rock, Apr 16, 2016

Doubles: 1, at UL Lafayette, Apr 22, 2016

Total bases: 2, Little Rock, Apr 16, 2016; at UL Lafayette, Apr 22, 2016

RBI: 1, at UL Lafayette, Apr 23, 2016

Runs scored: 2, Incarnate Word, Mar 05, 2016



9

CORY GEISLER

LHP/OF | R/L | 6-1 | 195 | SR. | 3L
SPRING, TEXAS | KLEIN COLLINS HS

2016 GAME-BY-GAME - HITTING

DATE	OPPONENT	GS	AB	R	H	RBI	2B	3B	HR	BB	IBB	SB	CS	HBP	SAC	GF	GDP	K	PO	A	E	AVG	
Feb 24, 2016	Rice	*	4	1	1	1	0	0	0	0	0	0	0	0	0	0	0	2	0	0	0	.250	
Feb 26, 2016	Michigan State	*	4	0	1	0	0	0	0	0	0	0	0	0	0	0	0	0	0	0	0	.250	
Feb 27, 2016	UCF	*	4	0	0	0	0	0	0	0	0	0	0	0	0	0	0	0	0	0	0	.167	
Mar 05, 2016	INCARNATE WORD	*	4	2	2	4	1	0	0	0	0	1	0	0	0	0	0	0	0	0	0	.250	
Mar 08, 2016	Baylor	*	4	2	2	2	0	0	0	1	0	0	0	0	0	0	0	0	0	0	0	.300	
Mar 12, 2016	UL MONROE-1	*	3	1	1	0	1	0	0	0	0	1	0	0	1	0	0	0	2	0	0	.304	
Mar 12, 2016	UL MONROE-2		2	0	0	0	0	0	0	0	0	0	0	0	0	0	0	1	1	0	0	.280	
Mar 13, 2016	UL MONROE		0	0	0	0	0	0	0	0	0	0	0	0	0	0	0	0	0	1	0	.280	
Mar 15, 2016	UTSA	*	2	0	0	0	0	0	0	0	0	0	0	0	0	0	0	0	0	0	0	.259	
Mar 18, 2016	APPALACHIAN STATE	*	3	1	1	0	0	0	0	0	0	0	0	0	0	0	0	1	0	0	0	.267	
Mar 20, 2016	APPALACHIAN STATE	*	0	0	0	0	0	0	0	0	0	0	0	0	0	0	0	0	1	4	0	.267	
Mar 22, 2016	UT Rio Grande Valley		1	0	0	0	0	0	0	0	0	0	0	0	0	0	0	0	0	0	0	.258	
Mar 24, 2016	SOUTH ALABAMA	*	5	0	2	0	0	0	0	0	0	0	0	0	0	0	0	1	1	0	0	.278	
Mar 25, 2016	SOUTH ALABAMA	*	4	0	0	0	0	0	0	0	0	0	0	0	0	0	0	0	2	0	0	.250	
Mar 26, 2016	SOUTH ALABAMA	*	0	0	0	0	0	0	0	0	0	0	0	0	0	0	0	0	2	2	0	.250	
Mar 28, 2016	Sam Houston State	*	4	0	1	0	0	0	0	0	0	0	0	0	0	0	0	2	0	0	0	.250	
Apr 02, 2016	Georgia Southern-1	*	4	0	1	0	0	0	0	0	0	0	0	0	0	0	0	1	0	0	0	.250	
Apr 02, 2016	Georgia Southern-2	*	4	2	3	1	0	0	0	0	0	0	0	0	0	0	0	0	1	3	0	.288	
Apr 03, 2016	Georgia Southern	*	4	1	1	0	0	0	0	0	0	0	0	0	0	0	0	2	0	0	1	.286	
Apr 05, 2016	UTSA	*	4	0	1	1	1	0	0	0	0	1	0	1	0	0	0	0	0	0	0	.283	
Apr 06, 2016	TEXAS A&M-CC	*	4	1	2	0	0	0	0	0	0	0	0	0	0	0	0	1	0	0	0	.297	
Apr 08, 2016	NEVADA	*	4	0	1	0	0	0	0	0	0	0	0	0	0	0	0	0	1	0	0	.294	
Apr 09, 2016	NEVADA	*	3	0	1	0	0	0	0	0	0	0	0	0	0	0	0	0	4	0	0	.296	
Apr 10, 2016	NEVADA	*	0	0	0	0	0	0	0	0	0	0	0	0	0	0	0	0	0	2	0	.296	
Apr 16, 2016	LITTLE ROCK	*	0	0	0	0	0	0	0	0	0	0	0	0	0	0	0	0	1	0	1	.296	
Apr 23, 2016	UL Lafayette	*	0	0	0	0	0	0	0	0	0	0	0	0	0	0	0	0	1	3	1	.296	
Apr 29, 2016	TROY	*	4	0	2	1	1	1	0	0	0	0	0	0	0	0	0	0	2	0	0	.307	
Apr 30, 2016	TROY	*	2	0	0	0	0	0	0	0	0	0	0	0	0	0	0	0	0	0	0	.299	
May 01, 2016	TROY	*	4	1	3	0	2	0	0	0	0	0	0	0	0	0	0	0	0	0	0	.321	
May 03, 2016	UTSA	*	4	0	1	0	0	0	0	0	0	0	0	0	0	0	0	0	1	0	0	.318	
May 06, 2016	GEORGIA STATE	*	4	2	3	2	2	0	0	0	0	0	0	0	0	0	0	0	0	0	0	.337	
May 07, 2016	GEORGIA STATE	*	4	1	1	0	0	0	0	0	0	0	0	0	0	0	0	0	0	0	0	.333	
TOTALS			29	93	15	31	12	9	1	0	1	0	3	1	2	1	0	1	13	20	12	3	.333

CAREER - HITTING

YEAR	AVG	GP	GS	AB	R	H	2B	3B	HR	RBI	BB	SO	SB	ATT
2013	.204	23	10	54	7	11	2	0	0	9	4	12	1	2
2014	.293	38	37	150	22	44	4	0	2	15	12	33	11	11
2015	.274	51	50	212	42	58	9	2	6	29	20	39	4	6
2016	.333	26	24	93	15	31	9	1	0	12	1	13	3	4
TOTAL	.283	138	121	509	86	144	24	3	8	65	37	97	19	23

2016 GAME-BY-GAME - PITCHING

DATE	OPPONENT	GS	IP	H	R	ER	BB	SO	2B	3B	HR	WP	BK	HBP	IBB	SCORE	W	L	SV	ERA
Mar 06, 2016	INCARNATE WORD		1.0	1	0	0	0	0	0	0	0	0	0	0	0	5-4	0	0	0	0.00
Mar 13, 2016	UL MONROE		3.1	2	0	0	2	4	1	0	0	0	0	0	0	7-5	1	0	0	0.00
Mar 20, 2016	APPALACHIAN STATE	*	5.0	4	0	0	0	4	0	0	0	0	0	0	0	4-0	2	0	0	0.00
Mar 26, 2016	SOUTH ALABAMA	*	7.2	4	2	2	2	7	1	0	0	0	0	0	0	2-3	2	0	0	1.06
Apr 03, 2016	Georgia Southern	*	6.1	6	2	1	3	6	1	0	0	2	0	0	0	4-3	2	0	0	1.16
Apr 10, 2016	NEVADA	*	7.1	4	2	2	3	7	0	0	1	0	0	0	0	3-2	3	0	0	1.47
Apr 16, 2016	LITTLE ROCK	*	4.2	9	7	6	2	5	2	0	1	0	0	0	0	6-7	3	1	0	2.80
Apr 23, 2016	UL Lafayette	*	9.0	4	1	0	2	8	1	0	0	0	0	0	0	2-1	4	1	0	2.23
Apr 30, 2016	TROY	*	6.0	8	5	5	2	7	0	1	1	0	0	0	0	3-5	4	2	0	2.86
TOTALS			7	50.1	42	19	16	48	6	1	3	2	0	0	0	36-30	4	2	0	2.86

CAREER - PITCHING

YEAR	ERA	W	L	APP	GS	CG	SHO	CBO	SV	IP	H	R	ER	BB	SO
2014	1.97	3	1	18	0	0	0	1	0	32.0	22	8	7	10	22
2015	4.84	2	2	16	4	0	0	0	3	35.1	35	26	19	17	26
2016	2.86	4	2	9	7	1	0	1	0	50.1	42	19	16	16	48
TOTAL	3.21	9	5	43	11	1	0	2	3	117.2	99	53	42	43	96

SINGLE-GAME HIGHS [all-time ranking]:

Hits: 4, at ULM, Apr 11, 2014; UT Arlington, May 16, 2015

Doubles: 2 [t-9th], Troy, May 01, 2016; Georgia State, May 06, 2016

Triples: 1 [t-5th], UL Lafayette, Apr 18, 2015; Troy, Apr 29, 2016

Home runs: 2 [t-4th], Arkansas State, May 10, 2015

Total bases: 9, Arkansas State, May 10, 2015

RBI: 4, Arkansas State, May 10, 2015; UT Arlington, May 16, 2015; Incarnate Word, Mar 05, 2016

Runs scored: 5 [t-1st], UT Arlington, May 16, 2015

Walks: 3 [t-7th], Central Michigan, Feb 28, 2015

Hit by pitch: 1, 10 times

Struck out: 3 [t-10th], UTSA, Apr 01, 2014; at UTSA, Mar 31, 2015

Sac flies: 1 [t-8th], UL Monroe, Mar 07, 2015; at Georgia State, May 03, 2015

Sac bunts: 1, 6 times

At bats: 6, 6 times

Stolen bases: 1, 19 times

Caught stealing: 1 [t-3rd], 4 times

Innings pitched: 9.0 [t-2nd], at UL Lafayette, Apr 23, 2016

Walks allowed: 4, Houston, Feb 25, 2015

Strikeouts: 8, at UL Lafayette, Apr 23, 2016

Batters faced: 34, at UL Lafayette, Apr 23, 2016

Field chances: 8, Incarnate Word, Apr 07, 2015

Putouts: 8, Incarnate Word, Apr 07, 2015

Assists: 4, Appalachian State, Mar 20, 2016

Runners CS: 1, 6 times



10

FELIPE RODRIGUEZ

C | R/R | 5-11 | 185 | FR. | HS

LAREDO, TEXAS | JOHN B. ALEXANDER HS

2016 GAME-BY-GAME

DATE	OPPONENT	GS	AB	R	H	RBI	2B	3B	HR	BB	IBB	SB	CS	HBP	SAC	SF	GDP	K	PO	A	E	AVG
Feb 28, 2016	Texas A&M-CC	0	0	0	0	0	0	0	0	0	0	0	0	0	0	0	0	0	2	0	0	.000
Mar 05, 2016	INCARNATE WORD	1	1	1	1	0	0	0	0	0	0	0	0	0	0	0	0	0	1	0	0	1.000
Mar 15, 2016	UTSA	0	0	0	0	0	0	0	0	0	0	0	0	0	0	0	0	0	0	1	0	1.000
Mar 19, 2016	APPALACHIAN STATE	1	0	0	0	0	0	0	0	0	0	0	0	0	0	0	0	0	0	0	0	.500
Mar 22, 2016	UT Rio Grande Valley	*	1	0	0	0	0	0	0	1	0	0	0	0	0	0	0	0	1	4	0	.333
Mar 26, 2016	SOUTH ALABAMA	0	0	0	0	0	0	0	0	0	0	0	0	0	0	0	0	0	0	0	0	.333
Apr 02, 2016	Georgia Southern-1	0	0	0	0	0	0	0	0	0	0	0	0	0	0	0	0	0	0	1	1	.333
Apr 02, 2016	Georgia Southern-2	*	2	0	0	0	0	0	0	0	0	0	0	0	0	0	1	0	0	7	0	.200
Apr 09, 2016	NEVADA	2	1	1	1	1	0	0	0	0	0	0	0	0	0	0	0	0	1	0	0	.286
Apr 10, 2016	NEVADA	0	0	0	0	0	0	0	0	0	0	0	0	0	0	0	0	0	0	1	0	.286
Apr 16, 2016	LITTLE ROCK	0	0	0	0	0	0	0	0	0	0	0	0	0	0	0	0	0	0	1	0	.286
Apr 29, 2016	TROY	0	0	0	0	0	0	0	0	0	0	0	0	0	0	0	0	0	0	1	1	.286
May 01, 2016	TROY	0	0	0	0	0	0	0	0	0	0	0	0	0	0	0	0	0	0	1	0	.286
May 06, 2016	GEORGIA STATE	0	0	0	0	0	0	0	0	0	0	0	0	0	0	0	0	0	0	1	0	.286
May 07, 2016	GEORGIA STATE	0	0	0	0	0	0	0	0	0	0	0	0	0	0	0	0	0	0	1	0	.286
May 08, 2016	GEORGIA STATE	0	0	0	0	0	0	0	0	0	0	0	0	0	0	0	0	0	0	2	0	.286
TOTALS		2	7	2	2	1	0	0	1	0	0	0	0	1	0	0	2	24	2	0	.286	

CAREER

YEAR	AVG	GP	GS	AB	R	H	2B	3B	HR	RBI	BB	SO	SB	ATT
2016	.286	16	2	7	2	2	1	0	0	2	1	2	0	0
TOTAL	.286	16	2	7	2	2	1	0	0	2	1	2	0	0

SINGLE-GAME HIGHS [all-time ranking]:

Hits: 1, Nevada, Apr 09, 2016; Incarnate Word, Mar 05, 2016

Doubles: 1, Nevada, Apr 09, 2016

Total bases: 2, Nevada, Apr 09, 2016

RBI: 1, Nevada, Apr 09, 2016; Incarnate Word, Mar 05, 2016

Runs scored: 1, Nevada, Apr 09, 2016; Incarnate Word, Mar 05, 2016

Walks: 1, at UT Rio Grande Valley, Mar 22, 2016

Struck out: 1, Nevada, Apr 09, 2016; at UT Rio Grande Valley, Mar 22, 2016

Sac bunts: 1, at Georgia Southern, Apr 02, 2016

At bats: 2, at Georgia Southern, Apr 02, 2016; Nevada, Apr 09, 2016

Field chances: 7, at Georgia Southern, Apr 02, 2016

Putouts: 7, at Georgia Southern, Apr 02, 2016

Assists: 1, at Georgia Southern, Apr 02, 2016; Troy, Apr 29, 2016

Runners CS: 1, at Georgia Southern, Apr 02, 2016



11

ANTHONY PAGANO

LHP/IF | L/L | 6-0 | 195 | FR. | HS

HUMBLE, TEXAS | ATASCOCITA HS

2016 GAME-BY-GAME - HITTING

DATE	OPPONENT	GS	AB	R	H	RBI	2B	3B	HR	BB	IBB	SB	CS	HBP	SAC	SF	GDP	K	PO	A	E	AVG
Feb 24, 2016	Rice	0	0	0	0	0	0	0	0	0	0	0	0	0	0	0	0	0	0	1	0	.000
Feb 26, 2016	Michigan State	1	0	0	0	0	0	0	0	0	0	0	0	0	0	0	0	1	0	0	0	.000
Feb 27, 2016	UCF	1	0	1	0	0	0	0	0	0	0	0	0	0	0	0	0	0	0	0	0	.500
Mar 01, 2016	TEXAS	1	0	0	0	0	0	0	0	0	0	0	0	0	0	0	0	1	0	0	0	.333
Mar 12, 2016	UL MONROE-2	2	0	0	0	0	0	0	0	0	0	0	0	0	0	0	0	0	0	0	0	.200
Apr 23, 2016	UL Lafayette	*	2	0	0	0	0	0	0	2	0	0	0	0	0	0	0	1	0	0	0	.143
Apr 29, 2016	TROY	2	0	0	1	0	0	0	0	0	0	0	0	0	0	0	0	0	0	0	0	.111
May 07, 2016	GEORGIA STATE	1	0	0	0	0	0	0	0	0	0	0	0	0	0	0	0	0	1	0	0	.100
TOTALS		1	10	0	1	1	0	0	2	0	0	0	0	0	0	0	0	4	0	1	0	.100

CAREER - HITTING

YEAR	AVG	GP	GS	AB	R	H	2B	3B	HR	RBI	BB	SO	SB	ATT
2016	.100	7	1	10	0	1	0	0	0	1	2	4	0	0
TOTAL	.100	7	1	10	0	1	0	0	0	1	2	4	0	0

2016 GAME-BY-GAME - PITCHING

DATE	OPPONENT	GS	IP	H	R	ER	BB	SO	2B	3B	HR	WP	BK	HBP	IBB	SCORE	W	L	SV	ERA
Feb 24, 2016	Rice	1	1	3	1	1	1	1	0	0	0	0	0	0	0	4-8	0	0	0	6.75
Mar 15, 2016	UTSA	0	1	2	3	3	1	0	0	0	0	0	0	0	0	7-14	0	0	0	21.60
Mar 25, 2016	SOUTH ALABAMA	1	0	1	1	0	1	2	0	0	0	0	0	0	0	3-7	0	0	0	13.50
Apr 06, 2016	TEXAS A&M-CC	0	2	0	0	0	0	0	0	0	0	0	0	0	0	4-1	0	0	0	10.80
Apr 09, 2016	NEVADA	2	2	2	2	2	1	1	0	0	0	0	0	0	0	6-17	0	0	0	9.00
Apr 16, 2016	LITTLE ROCK	3	0	2	0	0	0	4	0	0	0	0	0	0	0	6-7	0	0	0	6.00
Apr 24, 2016	UL Lafayette	0	2	0	1	1	2	1	0	0	0	0	0	0	0	0-1	0	1	0	6.52
TOTALS		0	9.2	10	8	7	6	9	0	0	0	0	0	0	0	30-55	0	1	0	6.52

CAREER - PITCHING

YEAR	ERA	W	L	APP	GS	CG	SHO	CBO	SV	IP	H	R	ER	BB	SO
2016	6.52	0	1	7	0	0	0	0	0	9.2	10	8	7	6	9
TOTAL	6.52	0	1	7	0	0	0	0	0	9.2	10	8	7	6	9

SINGLE-GAME HIGHS [all-time ranking]:

Hits: 1, vs UCF, Feb 27, 2016

Total bases: 1, vs UCF, Feb 27, 2016

RBI: 1, Troy, Apr 29, 2016

Walks: 2, at UL Lafayette, Apr 23, 2016

Struck out: 1, 4 times

At bats: 2, at UL Lafayette, Apr 23, 2016; Troy, Apr 29, 2016; at UL Monroe, Mar 12, 2016

Innings pitched: 3.0, Little Rock, Apr 16, 2016

Walks allowed: 2, at UL Lafayette, Apr 24, 2016

Strikeouts: 4, Little Rock, Apr 16, 2016

Batters faced: 11, Nevada, Apr 09, 2016

Field chances: 1, at Rice, Feb 24, 2016

Assists: 1, at Rice, Feb 24, 2016



12

JARED HUBER
C/IF | R/R | 5-9 | 170 | SO. | 1L
SPRING, TEXAS | KLEIN COLLINS HS



13

BRANDON LEWIS
LHP | L/L | 5-11 | 170 | FR. | HS
CYPRESS, TEXAS | CY FAIR HS

2016 GAME-BY-GAME

DATE	OPPONENT	GS	AB	R	H	RBI	2B	3B	HR	BB	IBB	SB	CS	HBP	SAC	SF	GDP	K	PO	A	E	AVG
Feb 19, 2016	WASHINGTON STATE	*	2	1	0	1	0	0	0	1	0	0	0	0	0	0	1	0	1	7	1	.000
Feb 20, 2016	WASHINGTON STATE	*	4	0	0	0	0	0	0	0	0	0	0	0	0	0	0	1	0	3	0	.000
Feb 21, 2016	WASHINGTON STATE		0	0	0	0	0	0	0	0	0	0	0	0	0	0	0	0	0	0	0	.000
Feb 22, 2016	WASHINGTON STATE	*	5	0	2	4	1	0	0	1	0	0	0	0	0	0	0	1	9	2	0	.182
Feb 24, 2016	Rice	*	2	1	1	0	0	0	0	1	0	0	0	0	0	0	0	1	5	2	0	.231
Feb 26, 2016	Michigan State	*	2	0	1	1	0	0	0	1	0	0	0	0	0	0	0	0	6	3	0	.267
Feb 27, 2016	UCF		1	0	0	0	0	0	0	0	0	0	0	0	0	0	0	0	3	0	0	.250
Feb 28, 2016	Texas A&M-CC	*	4	1	0	0	0	0	0	0	0	0	0	0	0	0	0	0	7	2	0	.200
Mar 01, 2016	TEXAS	*	3	0	1	1	0	0	0	0	0	0	0	1	0	0	1	10	2	0	.217	
Mar 04, 2016	INCARNATE WORD	*	3	1	1	0	1	0	0	0	0	0	0	0	0	0	0	10	1	0	.231	
Mar 06, 2016	INCARNATE WORD	*	4	0	0	0	0	0	0	0	0	0	0	0	0	0	0	5	0	0	.200	
Mar 08, 2016	Baylor		0	1	0	0	0	0	0	1	0	0	0	0	0	0	0	1	0	0	.200	
Mar 12, 2016	UL MONROE-1	*	4	0	0	0	0	0	0	0	0	0	0	0	0	0	0	1	5	0	.176	
Mar 12, 2016	UL MONROE-2		0	0	0	0	0	0	0	0	0	0	0	0	0	0	0	0	1	0	.176	
Mar 13, 2016	UL MONROE	*	5	1	2	0	0	0	0	0	0	0	0	0	0	0	0	8	1	0	.205	
Mar 15, 2016	UTSA	*	3	1	2	0	0	0	0	0	0	0	0	0	0	0	0	0	3	1	0	.238
Mar 18, 2016	APPALACHIAN STATE	*	3	0	1	0	0	0	0	0	0	0	0	0	0	0	1	0	6	1	.244	
Mar 19, 2016	APPALACHIAN STATE	*	1	0	1	3	0	0	0	3	0	0	0	0	0	0	0	4	0	0	.261	
Mar 20, 2016	APPALACHIAN STATE	*	2	0	0	0	0	0	0	2	0	0	0	0	0	0	2	11	0	0	.250	
Mar 22, 2016	UT Rio Grande Valley		0	0	0	0	0	0	0	0	0	0	0	0	0	0	0	0	0	0	.250	
Mar 24, 2016	SOUTH ALABAMA	*	2	0	0	1	0	0	0	0	0	0	0	0	0	0	0	6	1	0	.240	
Mar 25, 2016	SOUTH ALABAMA	*	1	0	0	0	0	0	0	0	0	0	0	1	0	0	0	4	0	1	.235	
Mar 26, 2016	SOUTH ALABAMA	*	3	1	1	0	0	0	0	0	0	0	0	0	0	0	0	9	1	0	.241	
Apr 02, 2016	Georgia Southern-1	*	3	0	0	0	0	0	0	0	0	0	0	0	0	0	1	3	1	0	.228	
Apr 02, 2016	Georgia Southern-2		0	0	0	0	0	0	0	0	0	0	0	0	0	0	0	2	0	0	.228	
Apr 03, 2016	Georgia Southern		0	0	0	0	0	0	0	0	0	0	0	0	0	0	0	1	0	0	.228	
Apr 05, 2016	UTSA		0	0	0	0	0	0	0	0	0	0	0	0	0	0	0	1	0	0	.228	
Apr 06, 2016	TEXAS A&M-CC	*	4	0	2	0	0	0	0	0	0	0	0	0	0	0	2	7	1	0	.246	
Apr 08, 2016	NEVADA	*	3	0	1	2	0	0	0	0	0	0	0	0	0	0	1	7	1	1	.250	
Apr 09, 2016	NEVADA	*	1	0	0	0	0	0	0	0	0	0	0	0	0	0	0	2	0	0	.246	
Apr 15, 2016	LITTLE ROCK-1	*	4	0	1	1	0	0	0	0	0	0	0	0	0	0	2	12	1	0	.246	
Apr 16, 2016	LITTLE ROCK	*	2	0	0	0	0	0	0	0	0	0	0	0	0	0	0	9	0	0	.239	
Apr 19, 2016	Texas A&M	*	2	0	1	1	0	0	0	1	0	0	0	0	0	0	0	6	0	0	.247	
Apr 22, 2016	UL Lafayette	*	2	0	0	0	0	0	0	0	0	0	0	0	0	0	2	8	1	0	.240	
Apr 23, 2016	UL Lafayette		0	0	0	0	0	0	0	0	0	0	0	0	0	0	0	1	0	0	.240	
Apr 26, 2016	Texas	*	2	1	0	0	0	0	0	1	0	0	0	0	0	0	2	10	0	1	.234	
Apr 29, 2016	TROY	*	2	0	0	0	0	0	0	0	0	0	0	0	0	0	1	6	1	0	.228	
May 08, 2016	GEORGIA STATE	*	0	1	0	0	0	0	0	2	0	0	0	0	0	0	0	4	1	0	.228	
TOTALS			29	79	10	18	15	2	0	0	16	0	0	0	2	1	2	18	201	26	3	.228

CAREER

YEAR	AVG	GP	GS	AB	R	H	2B	3B	HR	RBI	BB	SO	SB	ATT
2015	.274	38	26	84	12	23	3	0	0	16	13	20	0	1
2016	.228	38	29	79	10	18	2	0	0	15	16	18	0	0
TOTAL	.252	76	55	163	22	41	5	0	0	31	29	38	0	1

SINGLE-GAME HIGHS [all-time ranking]:

Hits: 3, at UALR, Apr 11, 2015

Doubles: 1, 5 times

Total bases: 4, at UALR, Apr 11, 2015

RBI: 4, Washington State, Feb 22, 2016

Runs scored: 2, at UALR, Apr 12, 2015; Houston, Feb 25, 2015

Walks: 3 [t-7th], Appalachian State, Mar 19, 2016

Struck out: 3 [t-10th], at Texas A&M, Apr 28, 2015; Arkansas State, May 08, 2015

Sac flies: 1 [t-8th], Washington State, Feb 19, 2016

Sac bunts: 2 [t-2nd], Central Michigan, Feb 28, 2015

At bats: 5, 5 times

Caught stealing: 1 [t-3rd], Central Michigan, Feb 27, 2015

Field chances: 14, Incarnate Word, Apr 07, 2015

Putouts: 13, Incarnate Word, Apr 07, 2015

Assists: 4, UC Davis, Feb 14, 2015; Sam Houston State, Feb 17, 2015

Runners CS: 3 [t-1st], Baylor, Apr 02, 2015; UC Davis, Feb 14, 2015

2016 GAME-BY-GAME

DATE	OPPONENT	GS	IP	H	R	ER	BB	SO	2B	3B	HR	WP	BK	HBP	IBB	SCORE	W	L	SV	ERA
Feb 24, 2016	Rice	*	4.0	3	4	3	1	4	0	0	1	1	0	1	0	4-8	0	0	0	6.75
Mar 01, 2016	TEXAS	*	4.2	6	3	3	1	2	1	0	0	0	0	0	0	4-10	0	0	0	6.23
Mar 08, 2016	Baylor	*	3.1	3	1	1	1	2	1	0	0	0	0	2	0	12-3	1	0	0	5.25
Mar 15, 2016	UTSA	*	2.2	5	2	1	3	0	1	0	0	1	0	0	0	7-14	1	0	0	4.91
Apr 06, 2016	TEXAS A&M-CC	*	5.0	8	1	1	2	3	0	0	0	0	0	0	0	4-1	2	0	0	4.12
Apr 15, 2016	LITTLE ROCK-2		3.0	0	0	0	0	4	0	0	0	0	0	0	0	2-10	2	0	0	3.57
Apr 19, 2016	Texas A&M		1.2	1	2	2	1	0	1	0	0	0	0	1	0	1-14	2	0	0	4.07
Apr 26, 2016	Texas		1.2	2	2	1	2	1	1	0	0	0	0	0	0	2-6	2	0	0	4.15
May 08, 2016	GEORGIA STATE		1.1	1	1	1	1	0	0	0	1	0	0	0	0	9-10	2	1	0	4.28
TOTALS		5	27.1	29	16	13	12	16	5	0	2	2	0	4	0	45-76	2	1	0	4.28

CAREER

YEAR	ERA	W	L	APP	GS	CG	SHO	CBO	SV	IP	H	R	ER	BB	SO
2016	4.28	2	1	9	5	0	0	0	0	27.1	29	16	13	12	16
TOTAL	4.28	2	1	9	5	0	0	0	0	27.1	29	16	13	12	16

SINGLE-GAME HIGHS [all-time ranking]:

Innings pitched: 5.0, Texas A&M-CC, Apr 06, 2016

Walks allowed: 3, at UTSA, Mar 15, 2016

Strikeouts: 4, Little Rock, Apr 15, 2016; at Rice, Feb 24, 2016

Batters faced: 23, Texas A&M-CC, Apr 06, 2016

Field chances: 3, at Rice, Feb 24, 2016

Putouts: 1, at Rice, Feb 24, 2016

Assists: 2, at Rice, Feb 24, 2016

Runners CS: 1, Texas A&M-CC, Apr 06, 2016; at Texas A&M, Apr 19, 2016; Texas, Mar 01, 2016



15 DYLAN PAUL
C/IF/OF | R/R | 6-0 | 180 | SO. | 1L
KATY, TEXAS | TAYLOR HS

2016 GAME-BY-GAME

DATE	OPPONENT	GS	AB	R	H	RBI	2B	3B	HR	BB	IBB	SB	CS	HBP	SAC	GF	GDP	K	PO	A	E	AVG
Feb 19, 2016	WASHINGTON STATE	1	0	1	0	0	0	0	0	0	0	0	0	0	0	0	0	0	0	0	0	1.000
Feb 21, 2016	WASHINGTON STATE	1	0	0	0	0	0	0	0	0	0	0	0	0	0	0	0	0	0	0	0	.500
Feb 24, 2016	Rice	1	0	0	0	0	0	0	0	0	0	0	0	0	0	0	0	0	1	0	0	.333
Feb 26, 2016	Michigan State	0	0	0	0	0	0	0	0	0	0	0	1	0	0	0	0	0	0	0	0	.333
Mar 01, 2016	TEXAS	1	0	1	0	0	0	0	0	0	0	0	0	0	0	0	0	0	0	0	0	.500
Mar 05, 2016	INCARNATE WORD	1	1	0	0	0	0	0	0	0	0	0	1	0	0	0	0	0	0	0	0	.400
Mar 06, 2016	INCARNATE WORD	* 3	1	2	1	0	1	0	0	0	0	0	0	1	0	0	1	2	0	0	0	.500
Mar 08, 2016	Baylor	* 3	0	1	3	0	1	0	1	0	0	0	0	0	0	0	1	0	2	0	0	.455
Mar 12, 2016	UL MONROE-2	* 2	0	1	0	0	0	0	0	0	0	0	0	0	0	0	0	0	0	0	0	.462
Mar 13, 2016	UL MONROE	1	0	1	0	0	0	0	0	0	0	0	0	0	0	0	0	0	0	0	0	.500
Mar 15, 2016	UTSA	1	0	0	0	0	0	0	0	0	0	0	0	0	0	0	1	0	0	0	0	.467
Mar 19, 2016	APPALACHIAN STATE	* 4	2	3	4	0	0	1	1	0	0	0	0	0	0	0	0	0	0	0	0	.526
Mar 20, 2016	APPALACHIAN STATE	* 2	0	0	1	0	0	0	0	0	0	0	0	0	0	0	1	0	1	0	0	.476
Mar 22, 2016	UT Rio Grande Valley	* 4	0	1	1	0	0	0	1	0	0	0	0	0	0	0	0	0	0	0	0	.440
Mar 24, 2016	SOUTH ALABAMA	1	0	0	0	0	0	0	0	0	0	0	0	0	0	0	0	1	0	0	0	.423
Mar 25, 2016	SOUTH ALABAMA	1	0	0	0	0	0	1	0	0	0	0	0	0	0	0	1	2	0	1	0	.407
Mar 26, 2016	SOUTH ALABAMA	2	0	0	0	0	0	0	0	0	0	0	0	0	0	0	0	0	0	0	0	.379
Apr 02, 2016	Georgia Southern-1	1	0	0	0	0	0	0	0	0	0	0	0	0	0	0	0	0	0	0	0	.367
Apr 02, 2016	Georgia Southern-2	2	0	0	0	0	0	0	0	0	0	0	0	0	0	0	2	0	0	0	0	.344
Apr 08, 2016	NEVADA	* 3	1	1	0	0	0	0	0	0	0	0	0	0	0	0	0	0	0	0	0	.343
Apr 09, 2016	NEVADA	1	0	0	0	0	0	0	0	0	0	0	0	0	0	0	0	0	0	0	0	.333
Apr 10, 2016	NEVADA	* 2	1	1	1	0	0	0	0	1	0	1	0	0	0	0	0	11	1	0	0	.342
Apr 12, 2016	RICE	* 3	0	0	0	0	0	1	0	0	0	0	0	0	0	0	0	0	11	0	0	.317
Apr 15, 2016	LITTLE ROCK-1	1	0	0	0	0	0	0	0	0	0	0	0	0	0	0	1	0	0	0	0	.310
Apr 16, 2016	LITTLE ROCK	0	0	0	0	0	0	0	0	0	0	0	0	0	0	0	0	1	0	0	0	.310
Apr 19, 2016	Texas A&M	1	0	0	0	0	0	0	0	0	0	0	0	0	0	0	0	1	0	0	0	.302
Apr 23, 2016	UL Lafayette	2	1	1	0	0	0	0	0	0	0	0	0	0	0	0	0	0	0	0	0	.311
Apr 24, 2016	UL Lafayette	* 3	0	1	0	0	0	0	0	0	0	0	0	0	0	0	1	2	0	0	0	.312
Apr 26, 2016	Texas	* 3	0	0	0	0	0	0	0	0	0	0	0	0	0	0	1	0	0	0	0	.294
Apr 29, 2016	TROY	1	1	1	1	0	0	0	0	0	0	0	0	0	0	0	0	0	0	0	0	.308
Apr 30, 2016	TROY	1	1	1	3	0	0	1	0	0	0	0	0	0	0	0	0	0	0	0	0	.321
May 01, 2016	TROY	* 3	0	0	0	0	0	0	0	0	1	1	0	0	0	0	0	0	0	0	0	.304
May 03, 2016	UTSA	* 3	1	1	0	0	0	1	0	0	0	0	0	0	0	0	1	1	0	0	0	.305
May 06, 2016	GEORGIA STATE	1	0	0	0	0	0	0	0	0	0	0	0	0	0	0	0	0	0	0	0	.300
May 07, 2016	GEORGIA STATE	* 4	2	3	1	1	0	0	0	0	0	0	0	0	0	0	1	4	0	0	0	.328
May 08, 2016	GEORGIA STATE	* 6	2	3	1	0	0	0	0	0	0	1	0	0	0	0	2	4	0	0	0	.343
TOTALS			15	70	14	24	17	2	2	6	0	1	1	5	1	1	3	15	40	1	1	.343

CAREER

YEAR	AVG	GP	GS	AB	R	H	2B	3B	HR	RBI	BB	SO	SB	ATT
2015	.161	18	7	31	4	5	1	0	0	5	3	8	0	0
2016	.343	36	15	70	14	24	2	2	2	17	6	15	1	2
TOTAL	.287	54	22	101	18	29	3	2	2	22	9	23	1	2

SINGLE-GAME HIGHS [all-time ranking]:

Hits: 3, Appalachian State, Mar 19, 2016; Georgia State, May 07, 2016; Georgia State, May 08, 2016
 Doubles: 1, UTSA, Mar 17, 2015; Troy, Apr 29, 2016; Georgia State, May 07, 2016
 Triples: 1 [t-5th], Incarnate Word, Mar 06, 2016; at Baylor, Mar 08, 2016
 Home runs: 1, Troy, Apr 30, 2016; Appalachian State, Mar 19, 2016
 Total bases: 6, Appalachian State, Mar 19, 2016
 RBI: 4, Appalachian State, Mar 19, 2016
 Runs scored: 2, Appalachian State, Mar 19, 2016; Georgia State, May 07, 2016; Georgia State, May 08, 2016
 Walks: 1, 9 times
 Hit by pitch: 1, 5 times
 Struck out: 2, at Georgia Southern, Apr 02, 2016; Georgia State, May 08, 2016
 Sac flies: 1 [t-8th], at South Alabama, Mar 20, 2015; Appalachian State, Mar 20, 2016
 Sac bunts: 1, Georgia Southern, Mar 27, 2015; Incarnate Word, Mar 06, 2016
 At bats: 6, Georgia State, May 08, 2016
 Stolen bases: 1, Nevada, Apr 10, 2016
 Caught stealing: 1 [t-3rd], Troy, May 01, 2016
 Field chances: 12, Nevada, Apr 10, 2016
 Putouts: 11, Nevada, Apr 10, 2016; Rice, Apr 12, 2016
 Assists: 2, UTSA, Mar 17, 2015



16 CALVIN BUSH
RHP | R/R | 6-1 | 190 | FR. | HS
AUSTIN, TEXAS | ST. MICHAEL'S CATHOLIC ACADEMY

2016 GAME-BY-GAME

DATE	OPPONENT	GS	IP	H	R	ER	BB	SO	2B	3B	HR	WP	BK	HBP	IBB	SCORE	W	L	SV	ERA
Feb 22, 2016	WASHINGTON STATE	1.0	2	2	2	0	1	1	0	1	0	0	0	0	0	8-9	0	1	0	18.00
Feb 28, 2016	Texas A&M-CC	1.0	1	0	0	0	2	0	0	0	0	0	0	0	0	11-0	0	1	0	9.00
Mar 01, 2016	TEXAS	0.0	1	2	2	1	0	0	0	0	0	0	0	0	0	4-10	0	1	0	18.00
Mar 08, 2016	Baylor	1.0	0	0	0	0	0	0	0	0	0	0	0	0	0	12-3	0	1	0	12.00
Mar 15, 2016	UTSA	1.0	0	1	1	1	1	0	0	0	1	0	0	0	0	7-14	0	1	0	11.25
Apr 09, 2016	NEVADA	0.2	2	4	4	3	0	0	0	0	0	0	0	0	0	6-17	0	1	0	17.36
TOTALS		0	4.2	6	9	9	5	4	1	0	1	1	0	0	0	48-53	0	1	0	17.36

CAREER

YEAR	ERA	W	L	APP	GS	CG	SHO	CBO	SV	IP	H	R	ER	BB	SO
2016	17.36	0	1	6	0	0	0	1	0	4.2	6	9	9	5	4
TOTAL	17.36	0	1	6	0	0	0	1	0	4.2	6	9	9	5	4

SINGLE-GAME HIGHS [all-time ranking]:

Innings pitched: 1.0, 4 times
 Walks allowed: 3, Nevada, Apr 09, 2016
 Strikeouts: 2, at Texas A&M-CC, Feb 28, 2016
 Batters faced: 7, Nevada, Apr 09, 2016
 Field chances: 1, Washington State, Feb 22, 2016; at Baylor, Mar 08, 2016
 Assists: 1, Washington State, Feb 22, 2016; at Baylor, Mar 08, 2016



17

WES ENGLE

 LHP/IF | L/L | 6-4 | 205 | FR. | HS
 BEDFORD, TEXAS | TRINITY HS

2016 GAME-BY-GAME - HITTING

DATE	OPPONENT	GS	AB	R	H	RBI	2B	3B	HR	BB	IBB	SB	CS	HBP	SAC	SE	GDP	K	PO	A	E	AVG
Feb 20, 2016	WASHINGTON STATE	0	0	0	0	0	0	0	0	0	0	0	0	0	0	0	0	0	1	0	0	.000
Feb 26, 2016	Michigan State	0	0	0	0	0	0	0	0	0	0	0	0	0	0	0	0	0	0	1	0	.000
Mar 15, 2016	UTSA	0	0	0	0	0	0	0	0	0	0	0	0	0	0	0	0	0	0	1	0	.000
Apr 09, 2016	NEVADA	1	0	1	2	0	1	0	1	0	0	0	0	0	0	0	0	0	0	0	0	1.000
Apr 30, 2016	TROY	*	2	0	0	0	0	0	0	0	0	0	0	0	0	0	0	2	0	0	0	.333
TOTALS		1	3	0	1	2	0	1	0	1	0	0	0	0	0	0	0	2	1	2	0	.333

CAREER - HITTING

YEAR	AVG	GP	GS	AB	R	H	2B	3B	HR	RBI	BB	SO	SB	ATT
2016	.333	2	1	3	0	1	0	1	0	2	1	2	0	0
TOTAL	.333	2	1	3	0	1	0	1	0	2	1	2	0	0

2016 GAME-BY-GAME - PITCHING

DATE	OPPONENT	GS	IP	H	R	ER	BB	SO	2B	3B	HR	WP	BK	HBP	IBB	SCORE	W	L	SV	ERA
Feb 20, 2016	WASHINGTON STATE	2.0	2	1	1	1	1	0	0	0	1	0	0	0	0	10-1	0	0	0	4.50
Feb 22, 2016	WASHINGTON STATE	0.1	1	0	0	0	0	0	0	0	0	0	0	0	0	8-9	0	0	0	3.86
Feb 26, 2016	Michigan State	0.2	2	0	0	1	1	0	0	0	0	0	0	0	1	2-3	0	0	0	3.00
Mar 01, 2016	TEXAS	0.1	1	1	1	0	1	1	0	0	1	0	0	0	0	4-10	0	0	0	5.40
Mar 15, 2016	UTSA	1.0	1	1	1	1	1	0	0	0	0	0	0	0	0	7-14	0	0	0	6.23
Mar 19, 2016	APPALACHIAN STATE	1.0	0	0	0	0	0	0	0	0	0	0	0	0	0	16-0	0	0	0	5.06
Mar 25, 2016	SOUTH ALABAMA	0.1	1	1	1	1	0	0	1	0	1	1	0	0	0	3-7	0	0	0	6.35
Apr 02, 2016	Georgia Southern-2	0.0	0	1	1	1	0	0	0	0	0	0	2	0	0	7-3	0	0	0	7.94
Apr 19, 2016	Texas A&M	0.2	1	3	3	2	2	0	0	1	0	0	0	0	0	1-14	0	0	0	11.37
Apr 29, 2016	TROY	0.2	1	0	0	0	1	0	0	0	0	0	0	0	0	8-12	0	0	0	10.29
TOTALS		0	7.0	10	8	8	7	7	1	1	3	1	2	1	66-73	0	0	0	10.29	

CAREER - PITCHING

YEAR	ERA	W	L	APP	GS	CG	SHO	CBO	SV	IP	H	R	ER	BB	SO
2016	10.29	0	0	10	0	0	0	1	0	7.0	10	8	8	7	7
TOTAL	10.29	0	0	10	0	0	0	1	0	7.0	10	8	8	7	7

SINGLE-GAME HIGHS [all-time ranking]:

Hits: 1, Nevada, Apr 09, 2016

Triples: 1 [t-5th], Nevada, Apr 09, 2016

Total bases: 3, Nevada, Apr 09, 2016

RBI: 2, Nevada, Apr 09, 2016

Walks: 1, Nevada, Apr 09, 2016

Struck out: 2, Troy, Apr 30, 2016

At bats: 2, Troy, Apr 30, 2016

Innings pitched: 2.0, Washington State, Feb 20, 2016

Walks allowed: 2, at Texas A&M, Apr 19, 2016

Strikeouts: 2, at Texas A&M, Apr 19, 2016

Batters faced: 9, Washington State, Feb 20, 2016

Field chances: 1, Washington State, Feb 20, 2016; vs Michigan State, Feb 26, 2016; at UTSA, Mar 15, 2016

Putouts: 1, Washington State, Feb 20, 2016

Assists: 1, vs Michigan State, Feb 26, 2016; at UTSA, Mar 15, 2016

Runners CS: 1, South Alabama, Mar 25, 2016



18

JUSTIN DELLINGER

 RHP | R/R | 6-4 | 190 | SR. | 3L
 LAKE JACKSON, TEXAS | BRAZOSWOOD HS

2016 GAME-BY-GAME

DATE	OPPONENT	GS	IP	H	R	ER	BB	SO	2B	3B	HR	WP	BK	HBP	IBB	SCORE	W	L	SV	ERA
Feb 22, 2016	WASHINGTON STATE	*	6.1	6	5	4	1	5	0	0	1	2	0	4	0	8-9	0	0	0	5.68
Mar 05, 2016	INCARNATE WORD	2.1	4	2	1	1	1	1	0	0	0	0	0	0	0	22-5	0	0	0	5.19
Mar 15, 2016	UTSA	0.0	1	0	0	0	0	0	0	0	0	0	0	1	0	7-14	0	0	0	5.19
Apr 09, 2016	NEVADA	0.0	3	4	3	1	0	0	0	0	0	0	0	0	0	6-17	0	0	0	8.31
TOTALS		1	8.2	14	11	8	3	6	1	0	1	2	0	5	0	43-45	0	0	0	8.31

CAREER

YEAR	ERA	W	L	APP	GS	CG	SHO	CBO	SV	IP	H	R	ER	BB	SO
2013	20.25	0	0	2	0	0	0	0	0	1.1	4	3	3	4	2
2014	4.91	0	1	17	0	0	0	0	1	18.1	20	13	10	10	18
2015	7.88	0	1	10	0	0	0	0	0	8.0	9	7	7	10	4
2016	8.31	0	0	4	1	0	0	0	0	8.2	14	11	8	3	6
TOTAL	6.94	0	2	33	1	0	0	0	1	36.1	47	34	28	27	30

SINGLE-GAME HIGHS [all-time ranking]:

Innings pitched: 6.1, Washington State, Feb 22, 2016

Walks allowed: 4, Texas A&M-CC, Mar 15, 2013

Strikeouts: 5, Washington State, Feb 22, 2016

Batters faced: 29, Washington State, Feb 22, 2016

Field chances: 2, Washington State, Feb 22, 2016

Putouts: 1, at UALR, Apr 11, 2015

Assists: 1, 5 times

Runners CS: 2 [t-7th], Washington State, Feb 22, 2016



21

LUCAS HUMPAL
RHP | R/R | 6-3 | 195 | SR. | 3L
CORPUS CHRISTI, TEXAS | FLOUR BLUFF HS

2016 GAME-BY-GAME

DATE	OPPONENT	GS	IP	H	R	ER	BB	SO	2B	3B	HR	WP	BK	HBP	IBB	SCORE	W	L	SV	ERA
Feb 19, 2016	WASHINGTON STATE	*	7.0	7	2	2	1	6	1	0	0	1	0	0	0	6-2	1	0	0	2.57
Feb 26, 2016	Michigan State	*	7.0	8	3	3	1	5	2	1	0	0	0	0	0	2-3	1	1	0	3.21
Mar 04, 2016	INCARNATE WORD	*	9.0	3	0	0	0	11	0	0	0	0	0	0	0	4-0	2	1	0	1.96
Mar 12, 2016	UL MONROE-1	*	9.0	4	1	1	0	5	1	1	0	0	0	0	0	6-1	3	1	0	1.69
Mar 18, 2016	APPALACHIAN STATE	*	7.0	3	2	2	4	4	1	0	0	2	0	0	0	4-2	4	1	0	1.85
Mar 24, 2016	SOUTH ALABAMA	*	7.0	5	4	4	3	4	1	0	0	1	0	2	0	4-6	4	1	0	2.35
Apr 02, 2016	Georgia Southern-1	*	8.0	5	3	2	3	4	0	0	1	1	0	1	0	4-3	5	1	0	2.33
Apr 08, 2016	NEVADA	*	8.2	7	5	2	0	7	2	0	0	0	0	0	0	3-6	5	2	0	2.30
Apr 15, 2016	LITTLE ROCK-1	*	8.0	10	4	4	3	10	2	0	0	0	0	1	0	7-8	5	2	0	2.55
Apr 22, 2016	UL Lafayette	*	7.0	9	5	5	0	8	2	0	1	0	0	1	0	1-5	5	3	0	2.90
Apr 29, 2016	TROY	*	5.1	11	10	3	3	6	3	0	1	1	0	0	0	8-12	5	4	0	3.04
May 06, 2016	GEORGIA STATE	*	7.0	8	2	1	0	6	0	0	0	1	0	1	0	6-2	6	4	0	2.90
TOTALS			12	90.0	80	41	29	18	76	15	2	3	7	0	6	55-50	6	4	0	2.90

CAREER

YEAR	ERA	W	L	APP	GS	CG	SHO	CBO	SV	IP	H	R	ER	BB	SO
2013	3.30	5	2	25	8	0	0	1	0	62.2	67	31	23	16	41
2014	3.76	4	6	15	15	1	1	0	0	88.2	87	46	37	27	82
2015	5.28	5	7	16	16	1	0	0	0	104.0	126	73	61	35	80
2016	2.90	6	4	12	12	2	1	0	0	90.0	80	41	29	18	76
TOTAL	3.91	20	19	68	51	4	2	1	0	345.1	360	191	150	96	279

SINGLE-GAME HIGHS [all-time ranking]:

Innings pitched: 9.0 [t-2nd], 4 times

Walks allowed: 5, at Troy, Apr 24, 2015

Strikeouts: 13 [t-3rd], UC Riverside, Feb 21, 2014

Batters faced: 37 [t-5th], Little Rock, Apr 15, 2016

Field chances: 5, South Alabama, Mar 24, 2016

Putouts: 4, Incarnate Word, Mar 04, 2016

Assists: 5, South Alabama, Mar 24, 2016

Runners CS: 2 [t-7th], Baylor, Apr 02, 2015 ; UL Lafayette, Apr 18, 2015 ; UALR, May 11, 2014



22

ALEC SANCHEZ
RHP | R/R | 6-0 | 190 | JR. | TR
GEORGETOWN, TEXAS | GEORGETOWN HS | TEMPLE JC

2016 GAME-BY-GAME

DATE	OPPONENT	GS	IP	H	R	ER	BB	SO	2B	3B	HR	WP	BK	HBP	IBB	SCORE	W	L	SV	ERA
Apr 09, 2016	NEVADA		0.1	1	0	0	0	0	0	0	0	0	0	0	0	6-17	0	0	0	0.00
Apr 19, 2016	Texas A&M		0.1	1	0	0	0	1	0	0	0	0	0	0	0	1-14	0	0	0	0.00
TOTALS		0	0.2	2	0	0	1	0	0	0	0	0	0	0	0	7-31	0	0	0	0.00

CAREER

YEAR	ERA	W	L	APP	GS	CG	SHO	CBO	SV	IP	H	R	ER	BB	SO
2016	0.00	0	0	2	0	0	0	0	0	0.2	2	0	0	0	1
TOTAL	0.00	0	0	2	0	0	0	0	0	0.2	2	0	0	0	1

SINGLE-GAME HIGHS [all-time ranking]:

Innings pitched: 0.1, Nevada, Apr 09, 2016 ; at Texas A&M, Apr 19, 2016

Strikeouts: 1, at Texas A&M, Apr 19, 2016

Batters faced: 2, Nevada, Apr 09, 2016 ; at Texas A&M, Apr 19, 2016



24 RYAN NEWMAN
IF/C | L/R | 6-0 | 225 | FR. | HS
BRENHAM, TEXAS | BRENHAM HS

2016 GAME-BY-GAME

[illegible]

CAREER

YEAR	AVG	GP	GS	AB	R	H	2B	3B	HR	RBI	BB	SO	SB	ATT
2016	.322	45	37	143	23	46	2	1	7	23	18	18	4	4
TOTAL	.322	45	37	143	23	46	2	1	7	23	18	18	4	4

SINGLE-GAME HIGHS [all-time ranking]:

Hits: 4. UTSA. Apr 05, 2016 : Troy. Apr 29, 2016

Doubles: 1. Troy, Apr 29, 2016 : Incarnate Word, Mar 04, 2016

Triples: 1 [t-5th]. at UTSA. May 03, 2016

Home runs: 2 [t-4th]. UTSA. Apr 05, 2016

Total bases: 10 [t-7th]. UTSA, Apr 05, 2016

RBI: 4. Georgia State. May 07, 2016.

Runs scored: 4 [t-9th]. UTSA, Apr 05, 2016

Walks: 2. UTSA. Apr 05. 2016 : Washington State. Feb 19. 2016 : Incarnate Word. Mar 05. 2016

Hit by pitch: 1, at Sam Houston State, Mar 28, 2016

Struck out: 3 [t-10th], Nevada, Apr. 09, 2016

Sac flies: 1 [t-8th] Little Rock, Apr 16, 2016

At bats: 5-8 times

Stolen bases: 2 at Sam Houston State Mar 28, 2016

Field chances: 16 at IITSA May 03, 2016

Putouts: 15 at UTSA May 03, 2016

Assists: 2 Incarnate Word Mar 05 2016



27

JEREMY HALLONQUIST
RHP | R/R | 6-3 | 202 | R-SR. | 3L
HALLSVILLE, TEXAS | HALLSVILLE HS

2016 GAME-BY-GAME

DATE	OPPONENT	GS	IP	H	R	ER	BB	SO	2B	3B	HR	WP	BK	HBP	IBB	SCORE	W	L	SV	ERA
Feb 20, 2016	WASHINGTON STATE	*	7.0	4	0	0	0	2	0	0	0	0	0	1	0	10-1	1	0	0	0.00
Feb 27, 2016	UCF	*	6.0	1	1	0	4	6	1	0	0	1	0	0	0	2-1	1	0	0	0.00
Mar 05, 2016	INCARNATE WORD	*	3.0	3	0	0	0	2	0	0	0	0	0	1	0	22-5	1	0	0	0.00
Mar 12, 2016	UL MONROE-2	*	6.0	6	2	2	1	5	2	0	1	1	0	1	0	3-2	1	0	0	0.82
Mar 19, 2016	APPALACHIAN STATE	*	8.0	4	0	0	0	4	2	0	0	0	0	0	0	16-0	2	0	0	0.60
Mar 25, 2016	SOUTH ALABAMA	*	6.1	7	4	4	1	2	1	0	0	0	0	0	0	3-7	2	1	0	1.49
Apr 02, 2016	Georgia Southern-2	*	7.0	6	2	2	2	5	0	0	0	0	0	1	0	7-3	3	1	0	1.66
Apr 09, 2016	NEVADA	*	3.2	8	7	7	2	1	1	0	2	0	0	0	0	6-17	3	2	0	2.87
Apr 15, 2016	LITTLE ROCK-2	*	3.2	9	5	1	1	0	0	1	0	0	0	0	0	2-10	3	3	0	2.84
Apr 26, 2016	Texas	*	2.2	6	4	4	1	4	1	0	1	0	0	1	0	2-6	3	4	0	3.38
May 03, 2016	UTSA	*	5.0	1	0	0	2	1	0	0	0	0	0	0	0	6-0	4	4	0	3.09
May 08, 2016	GEORGIA STATE	*	5.0	7	5	3	1	5	2	0	0	0	0	1	0	9-10	4	4	0	3.27
TOTALS			12	63.1	62	30	23	15	37	10	1	4	2	0	6	88-62	4	4	0	3.27

CAREER

YEAR	ERA	W	L	APP	GS	CG	SHO	CBO	SV	IP	H	R	ER	BB	SO
2013	6.10	1	1	11	3	0	0	1	0	20.2	28	20	14	6	17
2014	13.50	0	0	2	0	0	0	0	0	2.2	5	5	4	3	2
2015	6.54	4	2	15	9	1	0	0	0	42.2	55	35	31	22	30
2016	3.27	4	4	12	12	0	0	2	0	63.1	62	30	23	15	37
TOTAL	5.01	9	7	40	24	1	0	3	0	129.1	150	90	72	46	86

SINGLE-GAME HIGHS (all-time ranking):

Innings pitched: 9.0 [t-2nd], at Baylor, Apr 04, 2015

Walks allowed: 4, at Texas A&M, Apr 28, 2015; vs UCF, Feb 27, 2016

Strikeouts: 7, UTSA, Mar 17, 2015

Batters faced: 32, at Baylor, Apr 04, 2015

Field chances: 6, at Georgia Southern, Apr 02, 2016; at Texas, Mar 26, 2013

Putouts: 3, at Georgia Southern, Apr 02, 2016

Assists: 3, at Georgia Southern, Apr 02, 2016; at Texas, Mar 26, 2013

Runners CS: 1, at Baylor, Apr 04, 2015; at UALR, Apr 12, 2015; vs UCF, Feb 27, 2016



28

NICK PEREZ
IF/RHP | R/R | 6-2 | 205 | FR. | HS
AUSTIN, TEXAS | STEPHEN F. AUSTIN HS

2016 GAME-BY-GAME

DATE	OPPONENT	GS	AB	R	H	RBI	2B	3B	HR	BB	IBB	SB	CS	HBP	SAC	SF	GDP	K	PO	A	E	AVG
Feb 19, 2016	WASHINGTON STATE	*	2	1	1	0	0	0	0	2	0	0	0	0	0	0	0	0	1	3	0	.500
Feb 20, 2016	WASHINGTON STATE	*	3	1	1	1	0	0	0	0	0	0	0	0	0	0	1	0	0	3	1	.400
Feb 21, 2016	WASHINGTON STATE	*	4	0	2	1	0	0	0	0	0	0	0	0	0	0	0	0	1	8	0	.444
Feb 22, 2016	WASHINGTON STATE	*	5	2	2	0	0	0	0	0	0	1	0	0	0	0	1	0	0	0	0	.429
Feb 24, 2016	Rice	*	4	1	0	0	0	0	0	0	0	0	0	0	0	0	0	0	1	1	2	.333
Feb 26, 2016	Michigan State	*	4	1	0	0	0	0	0	0	0	0	0	0	0	0	0	0	0	1	1	.273
Feb 27, 2016	UCF	*	4	0	1	0	0	0	0	0	0	0	0	0	0	0	0	0	1	2	0	.269
Feb 28, 2016	Texas A&M-CC	*	5	0	1	2	0	0	0	0	0	0	0	0	0	0	0	0	2	0	2	.258
Mar 01, 2016	TEXAS	*	4	1	2	0	0	0	0	1	0	0	0	0	0	0	0	0	2	1	1	.286
Mar 04, 2016	INCARNATE WORD	*	4	0	1	1	0	0	0	0	0	0	0	0	0	0	0	0	3	0	1	.282
Mar 06, 2016	INCARNATE WORD	*	3	0	0	0	0	0	0	1	0	0	0	0	0	0	0	0	0	1	0	.262
Mar 08, 2016	Baylor	*	5	0	0	0	0	0	0	0	0	0	0	0	0	0	0	0	3	0	0	.234
Mar 12, 2016	UL MONROE-1	*	4	1	2	0	0	0	0	0	0	0	0	0	0	0	0	0	1	1	3	.255
Mar 18, 2016	APPALACHIAN STATE	*	3	0	1	0	0	0	0	0	0	0	0	0	0	0	0	0	0	0	0	.259
Mar 19, 2016	APPALACHIAN STATE	*	5	1	1	0	0	0	0	0	0	0	0	0	0	0	0	0	3	1	3	.254
Mar 22, 2016	UT Rio Grande Valley	*	1	0	1	1	1	0	0	0	0	0	0	0	0	0	0	0	0	0	0	.267
Mar 24, 2016	SOUTH ALABAMA	*	4	0	1	1	0	0	0	0	0	0	0	0	0	0	0	0	0	1	0	.266
Mar 26, 2016	SOUTH ALABAMA	*	5	0	0	0	0	0	0	0	0	0	0	0	0	0	0	0	1	0	2	.246
Apr 03, 2016	Georgia Southern	*	3	0	0	0	0	0	0	0	0	0	0	0	0	0	0	1	1	0	1	.236
Apr 06, 2016	TEXAS A&M-CC	*	2	1	0	0	0	0	0	2	0	0	0	0	0	0	0	0	0	1	3	.230
Apr 09, 2016	NEVADA	*	3	0	1	1	1	0	0	0	0	0	0	0	0	0	0	1	0	1	0	.234
Apr 10, 2016	NEVADA	*	3	0	1	1	0	0	0	0	0	0	0	0	0	0	0	0	2	1	1	.237
Apr 12, 2016	RICE	*	3	0	1	0	0	0	0	1	0	0	0	0	0	0	0	0	1	0	2	.241
Apr 15, 2016	LITTLE ROCK-2	*	2	0	0	0	0	0	0	1	0	0	0	0	0	0	0	0	2	0	0	.235
Apr 19, 2016	Texas A&M	*	1	0	0	0	0	0	0	0	0	0	0	0	0	0	0	0	0	0	0	.233
Apr 24, 2016	UL Lafayette	*	3	0	0	0	0	0	0	0	0	0	0	0	0	0	0	0	2	0	0	.225
Apr 26, 2016	Texas	*	1	0	0	0	0	0	0	0	0	0	0	0	0	0	0	0	1	0	0	.222
Apr 29, 2016	TROY	*	1	0	0	0	0	0	0	0	0	0	0	0	0	0	0	0	1	0	0	.220
May 07, 2016	GEORGIA STATE	*	4	1	1	2	0	0	0	0	0	0	0	0	0	0	0	0	0	1	1	.221
May 08, 2016	GEORGIA STATE	*	7	0	1	0	0	0	0	0	0	0	0	0	0	0	0	0	3	2	6	.216
TOTALS			26	102	11	22	11	2	0	8	0	1	1	0	1	2	1	30	21	39	5	.216

CAREER

YEAR	AVG	GP	GS	AB	R	H	2B	3B	HR	RBI	BB	SO	SB	ATT
2016	.216	30	26	102	11	22	2	0	0	11	8	30	1	2
TOTAL	.216	30	26	102	11	22	2	0	0	11	8	30	1	2

SINGLE-GAME HIGHS (all-time ranking):

Hits: 2, 4 times

Doubles: 1, Nevada, Apr 09, 2016; at UT Rio Grande Valley, Mar 22, 2016

Total bases: 2, 6 times

RBI: 2, at Texas A&M-CC, Feb 28, 2016; Georgia State, May 07, 2016

Runs scored: 2, Washington State, Feb 22, 2016

Walks: 2, Texas A&M-CC, Apr 06, 2016; Washington State, Feb 19, 2016

Struck out: 3 [t-10th], 4 times

Sac flies: 1 [t-8th], Nevada, Apr 09, 2016; Washington State, Feb 20, 2016

Sac bunts: 1, Washington State, Feb 22, 2016

At bats: 7 [t-5th], Georgia State, May 08, 2016

Stolen bases: 1, Washington State, Feb 22, 2016

Caught stealing: 1 [t-3rd], Nevada, Apr 10, 2016

Field chances: 9, Georgia State, May 08, 2016

Putouts: 8, Washington State, Feb 21, 2016

Assists: 6, Georgia State, May 08, 2016



29

BRAYDEN THERIOT

RHP | R/R | 6-2 | 195 | FR. | HS

SUGAR LAND, TEXAS | ELKINS HS

2016 GAME-BY-GAME

DATE	OPPONENT	GS	IP	H	R	ER	BB	SO	2B	3B	HR	WP	BK	HBP	IBB	SCORE	W	L	SV	ERA
Feb 22, 2016	WASHINGTON STATE	1.0	1	0	0	0	1	0	0	0	0	0	0	0	0	8-9	0	0	0	0.00
Feb 24, 2016	Rice	1.0	1	0	0	0	1	0	0	0	0	0	0	0	0	4-8	0	0	0	0.00
Feb 28, 2016	Texas A&M-CC	1.0	1	0	0	0	0	0	0	0	0	0	0	0	0	11-0	0	0	0	0.00
Mar 01, 2016	TEXAS	1.1	3	1	1	1	2	0	1	0	0	0	0	0	0	4-10	0	0	0	2.08
Mar 05, 2016	INCARNATE WORD	1.2	2	1	1	0	1	0	0	0	0	0	0	0	0	22-5	1	0	0	3.00
Mar 08, 2016	Baylor	0.2	1	1	1	0	0	0	0	0	1	0	0	0	0	12-3	1	0	0	4.05
Mar 13, 2016	UL MONROE	2.0	2	2	2	1	1	1	0	0	0	0	1	0	0	7-5	1	0	0	5.19
Mar 20, 2016	APPALACHIAN STATE	2.1	1	0	0	0	3	0	0	0	0	0	0	0	0	4-0	1	0	0	4.09
Mar 22, 2016	UT Rio Grande Valley	0.2	0	0	0	0	0	0	0	0	0	0	0	0	0	3-4	1	0	0	3.86
Mar 24, 2016	SOUTH ALABAMA	1.0	3	2	2	1	2	0	0	0	0	0	0	0	0	4-6	1	1	0	4.92
Apr 03, 2016	Georgia Southern	0.1	1	0	0	0	0	0	0	0	0	0	0	0	0	4-3	2	1	0	4.85
Apr 06, 2016	TEXAS A&M-CC	1.0	2	0	0	0	0	1	0	0	0	0	0	0	0	4-1	2	1	0	4.50
Apr 15, 2016	LITTLE ROCK-2	2.1	5	5	4	0	2	1	0	1	1	0	1	0	0	2-10	2	1	0	6.06
Apr 22, 2016	UL Lafayette	0.1	0	0	0	0	1	0	0	0	0	0	0	0	0	1-5	2	1	0	5.94
Apr 29, 2016	TROY	3.0	4	2	2	1	0	1	0	0	0	0	1	0	0	8-12	2	1	0	5.95
TOTALS		0	19.2	27	14	13	4	14	4	1	2	1	0	3	0	98-81	2	1	0	5.95

CAREER

YEAR	ERA	W	L	APP	GS	CG	SHO	CBO	SV	IP	H	R	ER	BB	SO
2016	5.95	2	1	15	0	0	0	2	0	19.2	27	14	13	4	14
TOTAL	5.95	2	1	15	0	0	0	2	0	19.2	27	14	13	4	14

SINGLE-GAME HIGHS [all-time ranking]:

Innings pitched: 3.0, Troy, Apr 29, 2016

Walks allowed: 1, 4 times

Strikeouts: 3, Appalachian State, Mar 20, 2016

Batters faced: 15, Troy, Apr 29, 2016



32

PASQUALE MAZZOCCHI

RHP | R/R | 6-5 | 200 | R-SR. | TR-1L

KATY, TEXAS | KATY HS | BLINN

2016 GAME-BY-GAME

DATE	OPPONENT	GS	IP	H	R	ER	BB	SO	2B	3B	HR	WP	BK	HBP	IBB	SCORE	W	L	SV	ERA
Feb 21, 2016	WASHINGTON STATE	1.1	1	1	1	2	0	0	0	0	0	0	0	0	0	7-6	0	0	1	6.75
Feb 22, 2016	WASHINGTON STATE	0.1	0	0	0	1	1	0	0	0	1	0	0	0	0	8-9	0	0	1	5.40
Feb 26, 2016	Michigan State	0.1	0	0	0	0	0	0	0	0	0	0	0	0	0	2-3	0	0	1	4.50
Mar 01, 2016	TEXAS	4.0	3	3	3	2	4	0	0	0	0	0	1	0	0	4-10	0	1	1	6.00
Mar 06, 2016	INCARNATE WORD	1.0	1	1	1	1	2	1	0	0	1	0	0	0	0	5-4	0	1	2	6.43
Mar 08, 2016	Baylor	0.2	0	0	0	1	1	0	0	0	0	0	0	0	0	12-3	0	1	2	5.87
Mar 12, 2016	UL MONROE-2	0.2	1	0	0	0	1	0	0	0	0	0	0	0	0	3-2	0	1	2	5.40
Mar 13, 2016	UL MONROE	2.0	0	0	0	1	1	0	0	0	2	0	0	0	0	7-5	0	1	3	4.35
Mar 20, 2016	APPALACHIAN STATE	1.1	0	0	0	0	4	0	0	0	1	0	1	0	0	4-0	0	1	4	3.86
Mar 22, 2016	UT Rio Grande Valley	2.0	1	0	0	1	1	0	0	0	0	0	0	0	1	3-4	0	1	4	3.29
Mar 26, 2016	SOUTH ALABAMA	3.1	4	1	1	2	2	1	0	0	1	0	0	0	0	2-3	0	2	4	3.18
Apr 02, 2016	Georgia Southern-1	1.0	1	0	0	0	1	0	0	0	0	0	0	0	0	4-3	0	2	5	3.00
Apr 03, 2016	Georgia Southern	1.0	1	0	0	1	1	0	0	0	0	0	0	0	0	4-3	0	2	6	2.84
Apr 05, 2016	UTSA	1.0	0	0	0	0	1	0	0	0	0	0	0	0	0	13-10	0	2	7	2.70
Apr 06, 2016	TEXAS A&M-CC	1.0	0	0	0	0	1	0	0	0	0	0	0	0	0	4-1	0	2	8	2.57
Apr 10, 2016	NEVADA	1.2	3	0	0	0	1	0	0	0	0	0	1	0	0	3-2	0	2	9	2.38
Apr 15, 2016	LITTLE ROCK-1	1.0	5	4	4	1	2	0	0	1	1	0	0	0	0	7-8	0	3	9	3.80
Apr 15, 2016	LITTLE ROCK-1	1.0	5	4	4	1	2	0	0	1	1	0	0	0	0	7-8	0	3	9	3.80
Apr 24, 2016	UL Lafayette	1.1	0	0	0	1	1	0	0	0	0	0	0	0	0	0-1	0	3	9	3.60
May 01, 2016	TROY	2.1	2	0	0	0	3	0	0	0	0	0	0	0	0	4-1	0	3	10	3.29
May 03, 2016	UTSA	1.0	1	0	0	0	2	0	0	0	0	0	0	0	0	6-0	0	3	10	3.18
May 06, 2016	GEORGIA STATE	2.0	0	0	0	0	4	0	0	0	0	0	0	0	0	6-2	0	3	11	2.97
May 08, 2016	GEORGIA STATE	3.1	5	3	3	3	4	0	0	1	0	0	0	0	0	9-10	0	3	11	3.48
TOTALS		0	33.2	29	13	13	17	37	2	0	2	7	1	2	1	117-90	0	3	11	3.48

CAREER

YEAR	ERA	W	L	APP	GS	CG	SHO	CBO	SV	IP	H	R	ER	BB	SO
2015	4.02	0	2	16	5	0	0	0	0	47.0	42	27	21	23	29
2016	3.48	0	3	22	0	0	0	2	11	33.2	29	13	13	17	37
TOTAL	3.79	0	5	38	5	0	0	2	11	80.2	71	40	34	40	66

SINGLE-GAME HIGHS [all-time ranking]:

Innings pitched: 7.1, Central Michigan, Feb 28, 2015

Walks allowed: 3, 6 times

Strikeouts: 4, 7 times

Batters faced: 30, Central Michigan, Feb 28, 2015

Field chances: 4, Central Michigan, Feb 28, 2015

Putouts: 1, 4 times

Assists: 3, Central Michigan, Feb 28, 2015

Runners CS: 1, 7 times



33 JUSTIN FARRAR

LHP | L/L | 6-1 | 195 | R-FR. | HS
MISSOURI CITY, TEXAS | RIDGE POINT HS

2016 GAME-BY-GAME

DATE	OPPONENT	GS	IP	H	R	ER	BB	SO	2B	3B	HR	WP	BK	HBP	IBB	SCORE	W	L	SV	ERA
Feb 22, 2016	WASHINGTON STATE	0.1	0	0	0	0	0	0	0	0	0	0	0	0	0	8-9	0	0	0	0.00
Feb 24, 2016	Rice	0.2	1	0	0	0	0	0	0	0	0	0	0	0	0	4-8	0	0	0	0.00
Mar 08, 2016	Baylor	0.0	0	0	0	1	0	0	0	0	0	0	0	0	0	12-3	0	0	0	0.00
Apr 09, 2016	NEVADA	1.0	1	0	0	0	0	0	0	0	0	0	0	0	0	6-17	0	0	0	0.00
TOTALS		0	2.0	2	0	1	0	0	0	0	0	0	0	0	0	30-37	0	0	0	0.00

CAREER

YEAR	ERA	W	L	APP	GS	CG	SHO	CBO	SV	IP	H	R	ER	BB	SO
2016	0.00	0	0	4	0	0	0	0	0	2.0	2	0	0	1	0
TOTAL	0.00	0	0	4	0	0	0	0	0	2.0	2	0	0	1	0

SINGLE-GAME HIGHS [all-time ranking]:

Innings pitched: 1.0, Nevada, Apr 09, 2016

Walks allowed: 1, at Baylor, Mar 08, 2016

Batters faced: 3, Nevada, Apr 09, 2016; at Rice, Feb 24, 2016



34 JONATHAN HENNIGAN

LHP | L/L | 6-4 | 180 | JR. | TR
CENTER, TEXAS | CENTER HS | GALVESTON

2016 GAME-BY-GAME

DATE	OPPONENT	GS	IP	H	R	ER	BB	SO	2B	3B	HR	WP	BK	HBP	IBB	SCORE	W	L	SV	ERA
Feb 21, 2016	WASHINGTON STATE	*	5.0	5	5	5	2	4	1	0	2	0	0	0	0	7-6	0	0	0	9.00
Feb 28, 2016	Texas A&M-CC	*	6.0	4	0	0	2	9	1	1	0	0	0	2	0	11-0	1	0	0	4.09
Mar 06, 2016	INCARNATE WORD	*	5.0	3	1	1	5	3	0	0	0	0	0	0	0	5-4	2	0	0	3.38
Mar 13, 2016	UL MONROE	*	1.2	1	3	2	5	3	0	0	0	0	0	0	0	7-5	2	0	0	4.08
Mar 22, 2016	UT Rio Grande Valley	*	5.1	7	2	1	1	3	2	0	0	0	1	1	0	3-4	2	0	0	3.52
Mar 28, 2016	Sam Houston State	*	6.0	5	3	3	1	9	0	1	0	1	1	0	0	6-8	2	0	0	3.72
Apr 05, 2016	UTSA	*	4.0	8	8	3	2	3	1	0	1	0	0	0	0	13-10	2	0	0	4.09
Apr 12, 2016	RICE	*	6.2	3	3	1	3	5	1	0	0	1	0	0	0	1-3	2	1	0	3.63
Apr 19, 2016	Texas A&M	*	1.0	3	4	4	3	0	1	0	0	0	0	0	0	1-14	2	2	0	4.43
Apr 24, 2016	UL Lafayette	*	6.0	3	0	0	3	4	1	0	0	1	0	1	0	0-1	2	2	0	3.86
May 01, 2016	TROY	*	6.2	5	1	1	1	7	2	0	0	1	0	0	0	4-1	3	2	0	3.54
May 07, 2016	GEORGIA STATE	*	5.0	4	1	1	5	8	2	0	0	0	0	0	0	10-1	4	2	0	3.39
TOTALS		12	58.1	51	31	22	33	58	12	2	3	4	2	4	0	68-57	4	2	0	3.39

CAREER

YEAR	ERA	W	L	APP	GS	CG	SHO	CBO	SV	IP	H	R	ER	BB	SO
2016	3.39	4	2	12	12	0	0	1	0	58.1	51	31	22	33	58
TOTAL	3.39	4	2	12	12	0	0	1	0	58.1	51	31	22	33	58

SINGLE-GAME HIGHS [all-time ranking]:

Innings pitched: 6.2, Rice, Apr 12, 2016; Troy, May 01, 2016

Walks allowed: 5, Incarnate Word, Mar 06, 2016; at UL Monroe, Mar 13, 2016; Georgia State, May 07, 2016

Strikeouts: 9, at Texas A&M-CC, Feb 28, 2016; at Sam Houston State, Mar 28, 2016

Batters faced: 27, Troy, May 01, 2016

Field chances: 4, at Texas A&M-CC, Feb 28, 2016

Putouts: 1, at Texas A&M-CC, Feb 28, 2016

Assists: 3, at Texas A&M-CC, Feb 28, 2016

Runners CS: 1, Rice, Apr 12, 2016; at Texas A&M-CC, Feb 28, 2016; at UT Rio Grande Valley, Mar 22, 2016



35

JOE POWELL

RHP | R/R | 5-10 | 195 | SR. | TR-1L

DALLAS, TEXAS | JESUIT COLLEGE PREP | ST. LOUIS

2016 GAME-BY-GAME

DATE	OPPONENT	GS	IP	H	R	ER	BB	SO	2B	3B	HR	WP	BK	HBP	IBB	SCORE	W	L	SV	ERA
Feb 22, 2016	WASHINGTON STATE	0.1	1	0	0	0	0	0	0	0	0	1	0	0	0	8-9	0	0	0	0.00
Feb 24, 2016	Rice	1.0	2	2	2	1	0	0	0	0	0	0	0	0	0	4-8	0	0	0	13.50
Mar 01, 2016	TEXAS	0.2	0	0	0	0	1	0	0	0	0	0	0	0	0	4-10	0	0	0	9.00
Mar 08, 2016	Baylor	1.1	0	0	0	0	1	0	0	0	0	0	0	0	0	12-3	0	0	0	5.40
Mar 15, 2016	UTSA	1.1	0	2	2	3	0	0	0	0	0	0	0	0	0	7-14	0	1	0	7.71
Apr 06, 2016	TEXAS A&M-CC	1.1	0	0	0	1	3	0	0	0	0	0	0	0	0	4-1	0	1	0	6.00
Apr 09, 2016	NEVADA	0.2	1	0	0	0	1	0	0	0	0	0	0	0	0	6-17	0	1	0	5.40
Apr 19, 2016	Texas A&M	1.0	2	1	1	0	0	0	0	0	0	0	1	0	0	1-14	0	1	0	5.87
Apr 26, 2016	Texas	1.2	0	0	0	1	1	0	0	0	1	0	0	0	0	2-6	0	1	0	4.82
Apr 30, 2016	TROY	3.0	0	0	0	0	2	0	0	0	1	0	1	0	0	3-5	0	1	0	3.65
May 03, 2016	UTSA	1.0	0	0	0	0	0	0	0	0	0	0	0	0	0	6-0	0	1	0	3.38
May 08, 2016	GEORGIA STATE	0.2	2	1	1	0	0	0	0	0	0	0	0	0	0	9-10	0	1	0	3.86
TOTALS		0	14.0	8	6	6	8	1	0	0	3	0	2	0	0	66-97	0	1	0	3.86

CAREER

YEAR	ERA	W	L	APP	GS	CG	SHO	CBO	SV	IP	H	R	ER	BB	SO
2015	6.43	2	3	16	1	0	0	0	0	21.0	32	18	15	16	14
2016	3.86	0	1	12	0	0	0	1	0	14.0	8	6	6	6	8
TOTAL	5.40	2	4	28	1	0	0	1	0	35.0	40	24	21	22	22

SINGLE-GAME HIGHS [all-time ranking]:

Innings pitched: 3.1, Incarnate Word, Apr 07, 2015

Walks allowed: 5, UL Lafayette, Apr 18, 2015

Strikeouts: 5, Incarnate Word, Apr 07, 2015

Batters faced: 13, Incarnate Word, Apr 07, 2015 ; Sam Houston State, Feb 17, 2015

Field chances: 2, at UALR, Apr 12, 2015 ; UC Davis, Feb 13, 2015 ; Troy, Apr 30, 2016

Putouts: 1, at UALR, Apr 12, 2015

Assists: 2, UC Davis, Feb 13, 2015 ; Troy, Apr 30, 2016

Runners CS: 1, Baylor, Apr 02, 2015 ; at Rice, Feb 24, 2016



36

CHASE HODSON

RHP | R/R | 6-1 | 205 | R-SR. | TR

RICHMOND, TEXAS | TRAVIS HS | ALVIN CC | MIAMI

2016 GAME-BY-GAME

DATE	OPPONENT	GS	IP	H	R	ER	BB	SO	2B	3B	HR	WP	BK	HBP	IBB	SCORE	W	L	SV	ERA
Feb 21, 2016	WASHINGTON STATE	2.2	1	0	0	2	4	0	0	0	0	0	0	0	0	7-6	1	0	0	0.00
Feb 27, 2016	UCF	3.0	1	0	0	3	5	0	0	0	1	0	0	0	0	2-1	2	0	0	0.00
Mar 06, 2016	INCARNATE WORD	2.0	4	2	2	0	0	1	0	0	1	0	0	0	0	5-4	2	0	0	2.35
Mar 12, 2016	UL MONROE-2	4.0	0	0	0	0	4	0	0	0	0	0	0	0	0	3-2	3	0	0	1.54
Mar 18, 2016	APPALACHIAN STATE	2.0	0	0	0	0	3	0	0	0	0	0	0	0	0	4-2	3	0	1	1.32
Mar 22, 2016	UT Rio Grande Valley	0.2	2	2	1	0	1	0	0	0	0	1	0	0	0	3-4	3	1	1	1.88
Mar 25, 2016	SOUTH ALABAMA	1.1	1	1	0	0	2	0	0	0	1	0	0	0	0	3-7	3	1	1	1.72
Mar 28, 2016	Sam Houston State	1.1	2	4	4	2	3	0	0	0	1	0	0	0	0	6-8	3	2	1	3.71
Apr 02, 2016	Georgia Southern-2	2.0	0	0	0	2	4	0	0	0	0	0	0	0	0	7-3	3	2	2	3.32
Apr 05, 2016	UTSA	1.0	1	0	0	0	1	0	0	0	0	0	0	0	0	13-10	3	2	2	3.15
Apr 08, 2016	NEVADA	0.0	0	1	1	2	0	0	0	0	0	0	0	0	0	3-6	3	2	2	3.60
Apr 19, 2016	Texas A&M	2.0	2	1	1	0	3	0	0	1	0	0	0	0	0	1-14	3	2	2	3.68
Apr 24, 2016	UL Lafayette	0.0	0	0	0	1	0	0	0	0	0	0	0	0	0	0-1	3	2	2	3.68
Apr 26, 2016	Texas	2.0	0	0	0	1	4	0	0	0	0	0	0	0	0	2-6	3	2	2	3.38
May 03, 2016	UTSA	2.0	0	0	0	1	1	0	0	0	0	0	0	0	0	6-0	3	2	2	3.12
May 07, 2016	GEORGIA STATE	4.0	2	0	0	1	5	0	0	0	0	0	0	0	0	10-1	3	2	3	2.70
TOTALS		0	30.0	16	11	9	15	40	1	0	1	4	1	0	0	75-75	3	2	3	2.70

CAREER

YEAR	ERA	W	L	APP	GS	CG	SHO	CBO	SV	IP	H	R	ER	BB	SO
2016	2.70	3	2	16	0	0	0	1	3	30.0	16	11	9	15	40
TOTAL	2.70	3	2	16	0	0	0	1	3	30.0	16	11	9	15	40

SINGLE-GAME HIGHS [all-time ranking]:

Innings pitched: 4.0, at UL Monroe, Mar 12, 2016 ; Georgia State, May 07, 2016

Walks allowed: 3, vs UCF, Feb 27, 2016

Strikeouts: 5, vs UCF, Feb 27, 2016 ; Georgia State, May 07, 2016

Batters faced: 14, Georgia State, May 07, 2016

Field chances: 1, 5 times

Putouts: 1, Appalachian State, Mar 18, 2016 ; at UTSA, May 03, 2016

Assists: 1, at Texas A&M, Apr 19, 2016 ; vs UCF, Feb 27, 2016 ; Georgia State, May 07, 2016

Runners CS: 1, at UL Monroe, Mar 12, 2016



42

TANNER HILL

IF/C | R/R | 6-2 | 250 | SR. | TR-2L

SAN MARCOS, TEXAS | CANYON HS | GALVESTON

2016 GAME-BY-GAME

DATE	OPPONENT	GS	AB	R	H	RBI	2B	3B	HR	BB	IBB	SB	CS	HBP	SAC	SF	GDP	K	P	O	A	E	AVG	
Feb 19, 2016	WASHINGTON STATE	*	3	1	1	1	0	0	1	1	0	0	0	0	0	0	0	7	1	0			.333	
Feb 20, 2016	WASHINGTON STATE	*	5	0	1	1	1	0	0	0	0	0	0	0	0	0	0	3	11	2	0		.250	
Feb 21, 2016	WASHINGTON STATE	*	4	1	0	0	0	0	0	0	0	0	0	0	0	0	0	1	0	10	1	0	.167	
Feb 22, 2016	WASHINGTON STATE	*	5	1	3	2	1	0	0	0	0	0	0	1	0	0	0	2	12	0			.294	
Feb 24, 2016	Rice	*	5	0	1	0	0	0	0	0	0	0	0	0	0	0	0	0	9	1	0		.273	
Feb 26, 2016	Michigan State	*	3	0	0	0	0	0	0	0	0	0	0	0	1	0	0	1	10	1	0		.240	
Feb 27, 2016	UCF	*	2	0	0	0	0	0	0	2	0	0	0	0	0	0	0	1	10	1	0		.222	
Feb 28, 2016	Texas A&M-CC	*	5	1	2	1	0	0	1	0	0	0	0	0	0	0	0	1	12	2	0		.250	
Mar 01, 2016	TEXAS	*	3	2	1	1	0	0	1	2	0	0	0	0	0	0	0	1	7	0			.257	
Mar 04, 2016	INCARNATE WORD	*	3	0	0	0	0	0	0	0	0	0	0	1	0	0	0	0	9	2	0		.237	
Mar 05, 2016	INCARNATE WORD	*	5	5	4	2	1	0	0	1	0	0	0	0	0	0	0	1	10	0			.302	
Mar 06, 2016	INCARNATE WORD	*	3	1	1	3	0	0	1	0	0	0	0	0	1	0	0	9	9	0	0		.304	
Mar 08, 2016	Baylor	*	4	2	1	0	1	0	0	1	0	0	0	0	0	0	0	1	0	8	0		.300	
Mar 12, 2016	UL MONROE-1	*	4	0	3	1	1	0	0	0	0	0	0	0	0	0	0	0	13	1	0		.333	
Mar 12, 2016	UL MONROE-2	*	5	0	1	0	0	0	0	0	0	0	0	0	0	0	0	0	12	1	0		.322	
Mar 13, 2016	UL MONROE	*	5	0	0	0	0	0	0	0	0	0	0	0	0	0	0	2	9	2	0		.297	
Mar 15, 2016	UTSA	*	4	1	1	0	0	0	1	0	0	0	0	0	0	0	0	2	9	0			.294	
Mar 18, 2016	APPALACHIAN STATE	*	4	0	0	0	0	0	0	0	0	0	0	0	0	0	0	0	12	1	0		.278	
Mar 20, 2016	APPALACHIAN STATE	*	3	1	1	2	0	0	1	0	0	0	0	0	0	0	1	0	9	2	0		.280	
Mar 22, 2016	UT Rio Grande Valley	*	5	0	3	0	1	0	0	0	0	0	0	0	0	0	0	0	12	1	0		.300	
Mar 24, 2016	SOUTH ALABAMA	*	5	3	3	2	0	2	0	0	0	0	0	0	0	0	0	0	13	0			.318	
Mar 25, 2016	SOUTH ALABAMA	*	5	1	2	1	0	0	1	0	0	0	0	0	0	0	0	0	14	2	0		.322	
Mar 26, 2016	SOUTH ALABAMA	*	3	0	1	0	0	0	2	0	0	0	0	0	0	0	0	0	12	1	0		.323	
Mar 28, 2016	Sam Houston State	*	4	2	1	0	1	0	0	0	0	0	0	0	0	0	1	0	13	0			.320	
Apr 02, 2016	Georgia Southern-1	*	3	1	0	0	0	0	0	0	0	0	0	1	0	0	0	0	11	0			.310	
Apr 02, 2016	Georgia Southern-2	*	5	1	1	3	0	0	1	0	0	0	0	0	0	0	0	0	8	2	0		.305	
Apr 03, 2016	Georgia Southern	*	4	0	0	0	0	0	0	0	0	0	0	0	0	0	0	0	6	2	0		.294	
Apr 05, 2016	UTSA	*	4	2	3	4	0	0	1	2	0	0	0	0	0	0	0	0	8	2	0		.310	
Apr 06, 2016	TEXAS A&M-CC	*	3	1	1	0	0	0	1	0	0	0	0	0	0	0	0	1	9	0	0		.310	
Apr 08, 2016	NEVADA	*	4	1	1	1	0	0	1	0	0	0	0	0	0	0	0	0	10	0			.308	
Apr 09, 2016	NEVADA	*	3	0	0	0	0	0	1	0	0	0	0	0	0	0	0	0	2	6	1	0	.301	
Apr 10, 2016	NEVADA	*	4	0	1	0	0	0	0	0	0	0	0	0	0	0	0	1	7	1	0		.299	
Apr 12, 2016	RICE	*	4	1	1	1	0	0	1	0	0	0	0	0	0	0	0	0	1	6	1	0	.298	
Apr 15, 2016	LITTLE ROCK-1	*	4	2	3	1	1	0	0	1	0	0	0	0	0	0	0	0	7	1	0		.311	
Apr 15, 2016	LITTLE ROCK-2	*	4	1	1	1	0	0	1	0	0	0	0	0	0	0	0	1	2	6	0		.309	
Apr 16, 2016	LITTLE ROCK	*	5	1	4	1	0	0	0	0	0	0	0	0	0	0	0	0	2	2	0		.326	
Apr 19, 2016	Texas A&M	*	4	0	0	0	0	0	0	0	0	0	0	0	0	0	0	1	2	11	1	1	.318	
Apr 22, 2016	UL Lafayette	*	3	0	1	0	0	0	0	1	0	0	0	0	0	0	0	0	1	8	0		.316	
Apr 23, 2016	UL Lafayette	*	4	1	1	0	1	0	0	0	0	0	0	0	0	0	0	0	1	8	1	0	.316	
Apr 24, 2016	UL Lafayette	*	4	0	2	0	0	0	0	0	0	0	0	0	0	0	0	0	1	4	2	0	.321	
Apr 26, 2016	Texas	*	4	0	2	0	2	0	0	0	0	0	0	0	0	0	0	0	1	6	0		.325	
Apr 29, 2016	TROY	*	5	1	3	2	0	0	0	0	0	0	0	0	0	0	0	0	1	10	1	0	.333	
Apr 30, 2016	TROY	*	5	0	0	0	0	0	0	0	0	0	0	0	0	0	0	0	8	1	0		.324	
May 01, 2016	TROY	*	4	0	2	1	1	0	0	0	0	0	0	0	0	0	0	0	8	3	0		.328	
May 03, 2016	UTSA	*	5	1	1	1	0	0	1	0	0	0	0	0	0	0	0	0	4	0	0		.324	
May 06, 2016	GEORGIA STATE	*	4	1	2	2	2	0	0	0	0	0	0	0	0	0	0	0	10	0			.328	
May 07, 2016	GEORGIA STATE	*	5	2	2	0	1	0	0	0	0	0	0	0	0	0	0	0	11	2	0		.330	
May 08, 2016	GEORGIA STATE	*	7	0	2	2	1	0	0	0	0	0	0	0	0	0	0	0	1	12	0		.328	
TOTALS			48	198	39	65	37	16	0	14	16	0	0	0	3	1	2	5	31	438	45	3		.328

CAREER

YEAR	AVG	GP	GS	AB	R	H	2B	3B	HR	RBI	BB	SO	SB	ATT
2014	.220	48	40	150	18	33	6	1	4	21	14	29	0	0
2015	.319	53	48	188	34	60	9	0	9	44	16	35	2	4
2016	.328	48	48	198	39	65	16	0	14	37	16	31	0	0
TOTAL	.295	149	136	536	91	158	31	1	27	102	46	95	2	4

SINGLE-GAME HIGHS [all-time ranking]:

Hits: 4, UT Arlington, May 16, 2015; Little Rock, Apr 16, 2016; Incarnate Word, Mar 05, 2016

Doubles: 2 [t-9th], at Texas, Apr 26, 2016; Georgia State, May 06, 2016

Triples: 1 [t-5th], at WKU, Mar 23, 2014

Home runs: 2 [t-4th], UL Lafayette, Apr 18, 2015; South Alabama, Mar 24, 2016

Total bases: 9, UL Lafayette, Apr 18, 2015; South Alabama, Mar 24, 2016

RBI: 9 [t-1st], UT Arlington, May 16, 2015

Runs scored: 5 [t-1st], Incarnate Word, Mar 05, 2016

Walks: 2, 11 times

Hit by pitch: 1, 12 times

Struck out: 4 [t-1st], at Washington State, Mar 7, 2014

Sac flies: 1 [t-8th], 8 times

Sac bunts: 1, 5 times

At bats: 7 [t-5th], Georgia State, May 08, 2016

Stolen bases: 1, at Georgia State, May 03, 2015; UT Arlington, May 15, 2015

Caught stealing: 1 [t-3rd], Central Michigan, Mar 01, 2015; at Georgia State, May 01, 2015

Field chances: 16, South Alabama, Mar 25, 2016; Baylor, Apr 23, 2014

Putouts: 15, Georgia State, Apr 20, 2014; Baylor, Apr 23, 2014; at WKU, Mar 21, 2014

Assists: 3, 5 times

Runners CS: 2 [t-7th], Central Michigan, Mar 01, 2015; vs UL Lafayette, May 19, 2015



43

QUINN ATWOOD

RHP | R/R | 6-2 | 200 | JR. | 2L

KATY, TEXAS | KATY HS

2016 GAME-BY-GAME

DATE	OPPONENT	GS	IP	H	R	ER	BB	SO	2B	3B	HR	WP	BK	HBP	IBB	SCORE	W	L	SV	ERA
Feb 22, 2016	WASHINGTON STATE		0.1	0	0	0	0	0	0	0	0	0	0	0	0	8-9	0	0	0	0.00
Feb 24, 2016	Rice		0.0	1	1	1	0	0	0	0	0	0	0	0	0	4-8	0	1	0	27.00
Mar 05, 2016	INCARNATE WORD		1.0	3	2	2	0	0	1	0	0	0	0	0	0	22-5	0	1	0	20.25
Mar 15, 2016	UTSA		1.2	3	5	5	1	2	0	0	0	0	0	2	0	7-14	0	1	0	24.00
Mar 24, 2016	SOUTH ALABAMA		0.2	0	0	0	0	1	0	0	0	0	0	0	0	4-6	0	1	0	19.64
Mar 25, 2016	SOUTH ALABAMA		0.0	1	0	0	0	0	0	0	0	0	0	0	0	3-7	0	1	0	19.64
Mar 28, 2016	Sam Houston State		0.2	1	0	0	0	0	0	0	0	0	0	0	0	6-8	0	1	0	16.62
Apr 03, 2016	Georgia Southern		0.1	0	0	0	0	0	0	0	0	0	0	0	0	4-3	0	1	0	15.43
Apr 05, 2016	UTSA		1.1	1	0	0	0	1	0	1	0	0	0	1	0	13-10	1	1	0	12.00
Apr 08, 2016	NEVADA		0.1	0	0	0	0	0	0	0	0	0	0	0	0	3-6	1	1	0	11.37
Apr 12, 2016	RICE		2.1	0	0	0	0	0	0	0	0	0	0	0	0	1-3	1	1	0	8.31
Apr 16, 2016	LITTLE ROCK		1.1	1	0	0	0	1	0	0	0	0	0	0	0	6-7	1	1	0	7.20
Apr 19, 2016	Texas A&M		0.0	3	3	3	1	0	1	1	0	0	0	0	0	1-14	1	1	0	9.90
Apr 24, 2016	UL Lafayette		0.0	0	0	0	1	0	0	0	0	0	0	0	0	0-1	1	1	0	9.90
May 08, 2016	GEORGIA STATE		0.2	0	0	0	0	1	0	0	0	0	0	0	0	9-10	1	1	0	9.28
TOTALS			0	10.2	14	11	11	3	6	2	2	0	0	3	0	91-111	1	0	1	9.28



44

CODY LOVEJOY

OF | R/R | 6-1 | 205 | R-SR. | 3L

LORENA, TEXAS | LORENA HS

2016 GAME-BY-GAME

DATE	OPPONENT	GS	AB	R	H	RBI	2B	3B	HR	BB	IBB	SB	CS	HBP	SAC	GF	GDP	K	PO	A	E	AVG	
Feb 19, 2016	WASHINGTON STATE	*	5	0	1	1	1	0	0	0	0	0	0	0	0	0	0	2	3	0	0	.200	
Feb 20, 2016	WASHINGTON STATE	*	5	2	3	3	1	1	0	0	0	0	0	0	0	0	0	0	3	0	0	.400	
Feb 21, 2016	WASHINGTON STATE	*	3	1	1	1	0	0	0	0	0	0	0	0	0	0	1	0	1	2	0	.385	
Feb 22, 2016	WASHINGTON STATE	*	5	1	1	0	1	0	0	1	0	0	0	0	0	0	0	2	3	0	0	.333	
Feb 24, 2016	Rice	*	5	0	0	0	0	0	0	0	0	0	0	0	0	0	0	2	0	0	0	.261	
Feb 26, 2016	Michigan State		0	0	0	0	0	0	0	0	0	0	0	0	0	0	0	0	0	0	0	.261	
Feb 27, 2016	UCF		0	1	0	0	0	0	0	0	0	0	0	0	0	0	0	0	0	0	0	.261	
Feb 28, 2016	Texas A&M-CC	*	2	1	1	0	1	0	0	1	0	0	0	1	0	0	0	0	1	0	0	.280	
Mar 01, 2016	TEXAS	*	3	0	2	0	0	0	0	0	0	0	0	1	1	0	0	1	6	0	0	.321	
Mar 04, 2016	INCARNATE WORD	*	3	0	0	0	0	0	0	0	0	0	0	0	0	0	0	0	2	0	0	.290	
Mar 05, 2016	INCARNATE WORD	*	4	1	1	2	1	0	0	1	0	0	0	0	0	0	0	1	0	0	0	.286	
Mar 06, 2016	INCARNATE WORD		0	0	0	0	0	0	0	0	0	0	0	0	0	0	0	0	0	0	0	.286	
Mar 08, 2016	Baylor		0	1	0	0	0	0	0	1	0	0	0	0	0	0	0	0	2	0	0	.286	
Mar 12, 2016	UL MONROE-1		0	0	0	0	0	0	0	0	0	0	0	0	0	0	0	0	0	0	0	.286	
Mar 12, 2016	UL MONROE-2	*	4	1	3	0	0	0	0	0	0	0	0	1	0	0	0	0	6	0	0	.333	
Mar 13, 2016	UL MONROE	*	4	0	0	0	0	0	0	1	0	0	0	0	0	0	0	1	2	0	0	.302	
Mar 15, 2016	UTSA	*	3	1	1	0	0	0	0	1	0	0	0	0	0	0	0	1	2	0	0	.304	
Mar 18, 2016	APPALACHIAN STATE		2	0	0	0	0	0	0	1	0	0	0	0	0	0	0	0	2	0	0	.292	
Mar 19, 2016	APPALACHIAN STATE	*	2	2	1	0	1	0	2	0	0	0	0	1	0	1	0	5	0	0	0	.300	
Mar 20, 2016	APPALACHIAN STATE	*	3	0	1	0	1	0	0	0	0	0	0	0	1	0	0	1	1	0	0	.302	
Mar 22, 2016	UT Rio Grande Valley	*	4	0	1	0	0	0	0	0	0	0	0	1	0	0	1	1	1	0	0	.298	
Mar 26, 2016	SOUTH ALABAMA	*	4	0	0	0	0	0	0	1	0	0	0	0	0	0	0	0	3	0	0	.279	
Apr 02, 2016	Georgia Southern-1		0	0	0	0	0	0	0	0	0	0	0	0	0	0	0	0	1	0	0	.279	
Apr 03, 2016	Georgia Southern	*	2	1	0	0	0	0	0	0	0	0	0	1	0	0	0	1	2	0	0	.270	
Apr 05, 2016	UTSA		3	0	1	0	0	0	0	0	0	0	0	0	0	0	0	1	2	1	0	.273	
Apr 09, 2016	NEVADA		1	0	0	0	0	0	0	0	0	0	0	0	0	0	0	0	0	0	0	.269	
Apr 10, 2016	NEVADA		0	0	0	0	0	0	0	0	0	0	0	0	0	0	0	0	0	0	0	.269	
Apr 15, 2016	LITTLE ROCK-1	*	4	0	0	0	0	0	0	0	0	0	0	1	0	0	0	0	2	0	1	.254	
Apr 16, 2016	LITTLE ROCK		1	0	0	0	0	0	0	0	0	0	0	0	0	0	0	0	0	0	0	.250	
Apr 29, 2016	TROY		1	0	0	0	0	0	0	0	0	0	0	0	0	0	0	0	0	0	0	.247	
Apr 30, 2016	TROY		2	0	0	0	0	0	1	0	0	0	0	1	0	0	0	0	0	0	0	.240	
May 03, 2016	UTSA		0	0	0	0	0	0	0	0	0	0	0	0	0	0	0	0	0	0	0	.240	
May 06, 2016	GEORGIA STATE		0	0	0	0	0	0	0	0	0	0	0	0	0	0	0	0	0	0	0	.240	
May 07, 2016	GEORGIA STATE		0	1	0	0	0	0	0	0	0	0	0	0	0	0	0	0	0	0	0	.240	
May 08, 2016	GEORGIA STATE	*	5	2	1	0	0	0	0	0	0	0	0	1	0	0	0	1	1	0	0	.237	
TOTALS			19	80	16	19	7	7	1	0	11	0	0	1	6	4	1	1	16	52	1	1	.237

CAREER

YEAR	AVG	GP	GS	AB	R	H	2B	3B	HR	RBI	BB	SO	SB	ATT
2012	.200	23	10	35	6	7	2	0	0	6	5	9	5	5
2013	.337	50	44	187	32	63	12	0	1	22	20	26	8	12
2014	.151	38	29	106	16	16	4	0	0	10	8	23	6	7
2015	.259	14	14	54	7	14	0	0	0	3	6	6	4	5
2016	.238	35	19	80	16	19	7	1	0	7	11	16	0	1
TOTAL	.258	160	116	462	77	119	25	1	1	48	50	80	23	30

SINGLE-GAME HIGHS [all-time ranking]:

Hits: 4, at San Jose State, Apr 20, 2013

Doubles: 3 [t-2nd], CSU Bakersfield, Apr 26, 2013

Triples: 1 [t-5th], Washington State, Feb 20, 2016

Home runs: 1, Baylor, Apr 16, 2013

Total bases: 6, CSU Bakersfield, Apr 26, 2013; Washington State, Feb 20, 2016

RBI: 3, at Rice, Apr 10, 2012; Washington State, Feb 20, 2016

Runs scored: 3, Michigan, Feb 14, 2014

Walks: 2, 6 times

Hit by pitch: 2 [t-2nd], UT Arlington, Mar 15, 2014

Struck out: 2, 13 times

Sac flies: 1 [t-8th], 7 times

Sac bunts: 2 [t-2nd], at UT Arlington, May 15, 2014

At bats: 6, at UTSA, May 05, 2013; at UT Arlington, May 10, 2013; Dallas Baptist, May 16, 2013

Stolen bases: 2, 5 times

Caught stealing: 1 [t-3rd], 7 times

Field chances: 6, Dallas Baptist, May 16, 2013; Texas, Mar 01, 2016; at UL Monroe, Mar 12, 2016

Putouts: 6, Dallas Baptist, May 16, 2013; Texas, Mar 01, 2016; at UL Monroe, Mar 12, 2016

Assists: 1, Northern Kentucky, Mar 03, 2013; UTSA, Apr 05, 2016