

# TEXAS STATE

## 2015 BOBCAT VOLLEYBALL

6th Winningest Active DI Coach | 8 Regular Season Conference Championships | 9 Conference Tournament Championships

MATCHES 13-14: FRIDAY - 6 P.M. | SUNDAY - 12 P.M.

### GEORGIA STATE (4-6) AND UL LAFAYETTE (3-8)

SAN MARCOS, TEXAS - STRAHAN COLISEUM



#### TEXAS STATE BOBCATS

(5-7)

Head Coach Karen Chisum (Texas State '72) | 36th Season (807-516-3)

Streak W1



#### GEORGIA STATE PANTHERS

(4-6)

Head Coach Sally Polhamus (Xavier '97) | 3rd Season (78-85)

Streak L2



#### UL LAFAYETTE RAGIN' CAJUNS

(3-8)

Head Coach Heather Mazeitis-Fontenot (Central Okla. '92) | 7th Season (337-381)

Streak L3

#### BROADCAST & SOCIAL MEDIA

LIVE VIDEO: txstatebobcats.com/showcase

LIVE STATS: texasstate.statbroadcast.com

LIVE AUDIO: txstatebobcats.com/radio



/TexasStateVball



@TexasStateVball

#### BOBCAT BITS

##### KOHL PICKS UP ANOTHER ALL-TOURNAMENT NOD

Sophomore **Jordan Kohl** earned her second All-Tournament honor of the season as she was selected to the Shocker Volleyball Classic All-Tournament Team this past weekend. She was named the MVP for the Delta Zeta Classic earlier this season.

In three matches in Kansas, Kohl put down 32 kills for a 2.91 kills per set average with a .266 hitting percentage. She added 13 blocks to lead the Bobcats in both categories, averaging 1.18 blocks per set. She also had six digs.

##### SMALL WORLD AFTERALL

While Texas State has never faced the Jackrabbits of South Dakota State, they almost had the opportunity to face Jackrabbits Head Coach Nicole Cirillo. She is in her first season at the helm of SDSU, but she graduated from Central Arkansas in 2004.

As longtime fans of Texas State know, the Bobcats faced Central Arkansas in the Southland Conference, owning a 4-3 record dating back to 2006. The Bobcats just missed out on facing Cirillo during her playing days, ending in 2004. While at Central Arkansas, she played in 173 games and logged 409 kills, 125 blocks and 62 service aces. In 2003, she led the Sugar Bears to their first Gulf South Conference Tournament appearance since 1998. She was a team captain.

##### IF YOU CAN'T GO HOME, BRING HOME TO YOU

Sophomore outside hitter **Shelby Vas Matt** got a small taste of home this week as the Oregon Ducks came to town to face the Bobcats. Vas Matt is originally from Happy Valley, Ore., where she went to Clackamas High School. While at Clackamas, Vas Matt led her squad to three league championships and a third place finish in the 6A State Championship. She captained her team to the first ever outright league championship, earning All-State honors and was an All-American Highest Honorable Mention.

Against Oregon, and former high school teammate Taylor Agost, Vas Matt put down four kills with a service ace, five digs and a block.

#### 2015 SCHEDULE

(5-7)

DATE	OPPONENT	TIME/RESULT
8/28	TCU <sup>1</sup>	L, 3-0
8/29	Arizona <sup>1</sup>	L, 3-0
	SMU <sup>1</sup>	L, 3-0
9/3	UTSA <sup>2</sup>	W, 3-2
9/4	PRAIRIE VIEW A&M <sup>2</sup>	W, 3-0
	LAMAR <sup>2</sup>	W, 3-0
9/5	INDIANA <sup>2</sup>	L, 3-2
9/8	OREGON	L, 3-0
9/11	South Dakota State <sup>3</sup>	W, 3-1
	Northern Illinois <sup>3</sup>	L, 3-1
9/12	Wichita State <sup>3</sup>	L, 3-0
9/15	SAM HOUSTON STATE	W, 3-0
9/18	* GEORGIA STATE	6 P.M.
9/20	* UL LAFAYETTE	12 P.M.
9/24	* Georgia State	5 p.m.
9/26	* Appalachian State	5:30 p.m.
10/1	* LITTLE ROCK	6:30 P.M.
10/3	* GEORGIA SOUTHERN	12 P.M.
10/6	* UT ARLINGTON	6:30 P.M.
10/9	Baylor	7 p.m.
10/15	* UT Arlington	6:30 p.m.
10/17	* Arkansas State	6 p.m.
10/22	* Troy	6 p.m.
10/24	* South Alabama	12 p.m.
10/30	* UL MONROE	6:30 P.M.
10/31	* TROY	6:30 P.M.
11/5	* UL Monroe	6:30 p.m.
11/7	* UL Lafayette	6:30 p.m.
11/13	* SOUTH ALABAMA	6:30 P.M.
11/20-22	SBC Championship Tournament	TBA

All Times Central Standard and subject to change | HOME GAMES | \* SBC

1 SMU/TCU Crosstown Challenge (Fort Worth/Dallas, Texas)

2 Delta Zeta Classic (San Marcos, Texas)

3 Shocker Volleyball Classic (Wichita, Kansas)

#### FOLLOWING THE BOBCATS

Take advantage of several different ways to follow Bobcat Volleyball. In addition to the Texas State Athletics Website, the volleyball program has several social media web pages which provide updated information daily on the Bobcats. Frequent updates are frequently available through the volleyball Facebook and Twitter pages, while the YouTube page has an archive of team videos.

**TXST Athletics Website:** www.txstatebobcats.com

**Facebook Page:** www.facebook.com/TexasStateVball

**Twitter:** www.twitter.com/TexasStateVball

**Instagram:** www.instagram.com/TXStateVolleyball

**YouTube:** www.youtube.com/TexasStateVball

**QUICK FACTS**

Location	San Marcos, Texas
Founded	1899
Nickname	Bobcats
Abbreviation	TXST
Colors	Maroon and Gold
Enrollment	36,790
Affiliation	NCAA Division I
Conference	Sun Belt (SBC)
Home Court	Strahan Coliseum
Capacity	7,200
President	Dr. Denise M. Trauth
Athletics Director	Dr. Larry Teis
Sport Administrator	Tracy Shoemake
Faculty Representative	Dr. Paul Gowens
Athletics Dept. Phone	(512) 245-2114

**TEXAS STATE COACHING STAFF**

Head Coach	Karen Chisum (36th season)
Alma Mater	Texas State (1972)
Career Record	807-516-3 (.610)
Texas State Record	Same
Assoc. Head Coach	Tracy Smith (14th Season)
Alma Mater	Texas (1996)
Assistant Coach	Sean Huie (10th Season)
Alma Mater	Bowling Green (2003)
Vol. Asst. Coach	Isaac Bridges (1st Season)
	Texas State
Graduate Assistant	Tiffany Baker (1st Season)
Alma Mater	Texas (2015)
Student Manager	Hannah Bridgewater (1st Season)
Volleyball Office Phone	(512) 245-3832

**TEXAS STATE VOLLEYBALL INFORMATION**

First Season	1967
All-time Record	1,073-660-19 (.618)
All-time Sun Belt Record	26-12 (.684)
All-time SLC Record (25 Years)	270-107 (.716)
All-time WAC Record (2012)	9-9 (.500)
Conference Championships	
1986 (Gulf Star), 1991, 2000, 2003, 2004, 2008, 2011 (SLC)	
Conference Tournament Championships	
1986 (Gulf Star), 1991, 2004, 2005, 2007, 2009, 2011 (SLC), 2013 (Sun Belt)	
NCAA Appearances	9
Last NCAA Appearance	2013 (NCAA First Round)
Result	Loss vs. Texas, 3-0

**2014/15 SEASON REVIEW/PREVIEW**

2014 Record	22-13 (.629)
Home	14-5
Road	7-5
Neutral	1-3
2014 SBC Record / Finish	15-5 (.750) / 2nd
Postseason	SBC Championship Match
Starters Returning / Lost	4+Libero / 2
Letterwinners Returning / Lost	9 / 8
Newcomers	9

**TEXAS STATE SPORTS INFORMATION**

Sports Information Director	Rick Poulter
Office Phone	512-245-4387
Email	rpoulter@txstate.edu
Assistant SID/Volleyball Contact	Joshua Flanagan
Office Phone	512-245-4387
Cell Phone	940-390-6853
Email	jcf65@txstate.edu
Website	www.txstatebobcats.com
Radio	89.9 KTSW

**2015 TEXAS STATE VOLLEYBALL ROSTER**

NO.	NAME	HT.	POS.	CL./EXP.	HOMETOWN (PREVIOUS SCHOOL)
1	Shelby Vas Matt	5-11	OH	Jr./2L	Happy Valley, Ore. (Clackamas HS)
2	Keeley Davis	5-11	OH/RS	Jr./2L	Austin, Texas (Westwood HS)
3	Lauren Kirch	6-2	MB	So./1L	Carrollton, Texas (Hebron HS)
4	Morgan Lewis	6-1	MB	Jr./TR	Wichita Falls, Texas (Holliday HS / Tyler JC)
6	Ali Hubicsak	5-5	DS/L	Sr./1L	New Braunfels, Texas (New Braunfels HS)
7	Emily Shelton	5-8	S	Jr./TR	Longview, Texas (Pine Tree HS / Tyler JC)
8	Kelsey Weynand	6-0	OH	Jr./2L	Brenham, Texas (Brenham HS)
9	Claire Kreuz	6-0	OH	Jr./TR	Boerne, Texas (Samuel V. Champion HS / UNC Charlotte)
10	Madison Daigle	6-1	MB	Fr./HS	Baton Rouge, La. (Saint Joseph's Academy)
11	Sierra Smith	5-2	DS/L	Sr./3L	Granbury, Texas (Granbury HS)
12	Erin Hoppe	5-11	S	So./TR	McKinney, Texas (McKinney HS / Air Force)
13	Haley Henderson	6-0	OH/RS	So./TR	League City, Texas (Santa Fe HS / Wingate)
15	Ally Standard	6-4	MB	Fr./HS	San Angelo, Texas (Central HS)
16	Jalayah Bolden	6-1	MB	R-So./TR	Rowlett, Texas (Sachse HS / Colorado State)
17	Jordan Kohl	6-3	RS	So./1L	San Angelo, Texas (Central HS)
18	Gabby Atchley	6-0	UTL	Fr./HS	Dripping Springs, Texas (Grace Prep Academy)
19	Alex Silver	5-1	DS	So./1L	Coppell, Texas (Coppell HS)
22	Brenna Lyles	5-5	DS/L	Jr./TR-1L	Wimberley, Texas (Wimberley HS / Nebraska)
--	Saryn Nelson	5-11	MB/RS	Jr./HS	Plano, Texas (Plano East Senior HS)
--	Theresa Reyna	6-0	RS/OH	Fr./HS	San Antonio, Texas (Incarnate Word HS)
--	Ginny Stuart	5-2	DS	So./HS	Georgetown, Texas (East View HS)

**COACHING STAFF**

<b>Head Coach:</b>	Karen Chisum (36th Season, Texas State '72)
<b>Associate Head Coach:</b>	Tracy Smith (14th Season, Texas '96)
<b>Assistant Coach:</b>	Sean Huie (10th Season, Bowling Green '03)
<b>Vol. Asst. Coach:</b>	Isaac Bridges (1st Season, Texas State)
<b>Graduate Assistant:</b>	Tiffany Baker (1st Season, Texas '15)
<b>Manager:</b>	Hannah Bridgewater (1st Season)

**ALPHABETICAL ROSTER**

NO.	NAME	HT.	POS.	CL./EXP.	HOMETOWN (PREVIOUS SCHOOL/HIGH SCHOOL)
18	Gabby Atchley	6-0	UTL	Fr./HS	Dripping Springs, Texas (Grace Prep Academy)
16	Jalayah Bolden	6-1	MB	R-So./TR	Rowlett, Texas (Sachse HS / Colorado State)
10	Madison Daigle	6-1	MB	Fr./HS	Baton Rouge, La. (Saint Joseph's Academy)
2	Keeley Davis	5-11	OH/RS	Jr./2L	Austin, Texas (Westwood HS)
13	Haley Henderson	6-0	OH/RS	So./TR	League City, Texas (Santa Fe HS / Wingate)
12	Erin Hoppe	5-11	S	So./TR	McKinney, Texas (McKinney HS / Air Force)
6	Ali Hubicsak	5-5	DS/L	Sr./1L	New Braunfels, Texas (New Braunfels HS)
3	Lauren Kirch	6-2	MB	So./1L	Carrollton, Texas (Hebron HS)
17	Jordan Kohl	6-3	RS	So./1L	San Angelo, Texas (Central HS)
9	Claire Kreuz	6-0	OH	Jr./TR	Boerne, Texas (Samuel V. Champion HS / UNC Charlotte)
4	Morgan Lewis	6-1	MB	Jr./TR	Wichita Falls, Texas (Holliday HS / Tyler JC)
22	Brenna Lyles	5-5	DS/L	Jr./TR-1L	Wimberley, Texas (Wimberley HS / Nebraska)
--	Saryn Nelson	5-11	MB/RS	Jr./HS	Plano, Texas (Plano East Senior HS)
--	Theresa Reyna	6-0	RS/OH	Fr./HS	San Antonio, Texas (Incarnate Word HS)
7	Emily Shelton	5-8	S	Jr./TR	Longview, Texas (Pine Tree HS / Tyler JC)
19	Alex Silver	5-1	DS	So./1L	Coppell, Texas (Coppell HS)
11	Sierra Smith	5-2	DS/L	Sr./3L	Granbury, Texas (Granbury HS)
15	Ally Standard	6-4	MB	Fr./HS	San Angelo, Texas (Central HS)
--	Ginny Stuart	5-2	DS	So./HS	Georgetown, Texas (East View HS)
1	Shelby Vas Matt	5-11	OH	Jr./2L	Happy Valley, Ore. (Clackamas HS)
8	Kelsey Weynand	6-0	OH	Jr./2L	Brenham, Texas (Brenham HS)

**PRONUNCIATION GUIDE**

1	Shelby <b>VAS MATT</b>	- vass-MATT
6	Ali <b>HUBICSAK</b>	- HUE-buh-sack
7	Caylin <b>MAHONEY</b>	- muh-HOE-nee
8	Kelsey <b>WEYNAND</b>	- WINE-and
9	Claire <b>KREUZ</b>	- cry-tz
11	<b>SIERRA</b> Smith	- see-AIR-uh
12	Erin <b>HOPPE</b>	- hoppy
16	<b>JALIAH</b> Bolden	- juh-LEE-yah
17	Jordan <b>KOHL</b>	- cole
--	<b>SARYN</b> Nelson	- sair-un
--	<b>THERESA REYNA</b>	- ter-ee-suh ray-nuh
--	<b>GINNY</b> Stuart	- jenny

**BREAKDOWN**

<b>By Class:</b>	Seniors-2; Juniors-8; Sophomores-7; Freshmen-4
<b>By Position:</b>	Setters-2; Libero/DS-5; Middle Blockers-6; Outside Hitters/Right Side-7 Utility - 1
<b>By Height:</b>	1 at 6-4; 1 at 6-3; 1 at 6-2; 3 at 6-1; 5 at 6-0; 4 at 5-11; 1 at 5-8; 2 at 5-5; 2 at 5-2; 1 at 5-1



## SERIES HISTORY

OPPONENT	RECORD VS.	LAST MEETING
Georgia State	5-2	W, 3-0, 11/27/14
UL Lafayette	9-0	W, 3-2, 10/31/14

## 2015 TEAM LEADERS

Kills	Jordan Kohl (100)
Hitting Percentage	Jordan Kohl (.253)
Assists	Erin Hoppe (227)
Blocks	Morgan Lewis (37)
Digs	Sierra Smith (128)
Aces	Erin Hoppe (14)

## 2015 PRESEASON SBC POLL

1.	Little Rock	114 Points (7 First Place Votes)
2.	Texas State	108 pts (3 First Place Votes)
3.	Arkansas State	95 pts
4.	Appalachian State	89 pts
5.	UT Arlington	77 pts
6.	Georgia State	59 pts
7.	UL Lafayette	52 pts
8.	Georgia Southern	51 pts (1 First Place Vote)
9.	South Alabama	46 pts
10.	Troy	19 pts
11.	UL Monroe	15 pts



## THIS WEEKEND IN THE SBC

## FRIDAY, SEPTEMBER 18

Little Rock at Georgia Southern*	5:30 p.m.
Appalachian State at Troy*	6 p.m.
<b>GEORGIA STATE AT TEXAS STATE*</b>	<b>6 P.M.</b>
Arkansas State at South Alabama*	6:30 p.m.
UL Lafayette at UT Arlington*	6:30 p.m.

## SATURDAY, SEPTEMBER 19

UL Monroe at Georgia Southern*	12 p.m.
Arkansas State at Troy*	6 p.m.
Georgia State at UT Arlington*	6:30 p.m.
Appalachian State at South Alabama*	6:30 p.m.

## SUNDAY, SEPTEMBER 20

<b>UL LAFAYETTE AT TEXAS STATE*</b>	<b>12 P.M.</b>
-------------------------------------	----------------

## 2015 ROSTER CARD



## 1 SHELBY VAS MATT

5-11 • Jr. • 2L • OH  
Happy Valley, Ore.



## 2 KEELEY DAVIS

5-11 • Jr. • 2L • OH/RS  
Austin, Texas



## 3 LAUREN KIRCH

6-2 • So. • 1L • MB  
Carrollton, Texas



## 4 MORGAN LEWIS

6-1 • Jr. • TR • MB  
Wichita Falls, Texas



## 6 ALI HUBICSAK

5-5 • Sr. • 1L • DS/L  
New Braunfels, Texas



## 7 EMILY SHELTON

5-8 • Jr. • TR • S  
Longview, Texas



## 8 KELSEY WEYNAND

6-0 • Jr. • 2L • OH  
Brenham, Texas



## 9 CLAIRE KREUZ

6-0 • Jr. • TR • OH  
Boerne, Texas



## 10 MADISON DAIGLE

6-1 • Fr. • HS • MB  
Baton Rouge, La.



## 11 SIERRA SMITH

5-2 • Sr. • 3L • DS/L  
Granbury, Texas




## 12 ERIN HOPPE

5-11 • So. • TR • S  
McKinney, Texas



## 13 HALEY HENDERSON

6-0 • So. • TR • OH/RS  
League City, Texas



## 15 ALLY STANDARD

6-4 • Fr. • HS • MB  
San Angelo, Texas



## 16 JALIAH BOLDEN

6-1 • R-So. • TR • MB  
Rowlett, Texas



## 17 JORDAN KOHL

6-3 • So. • 1L • RS  
San Angelo, Texas



## 18 GABBY ATCHLEY

6-0 • Fr. • HS • UTL  
Dripping Springs, Texas



## 19 ALEX SILVER

5-1 • So. • 1L • DS  
Coppell, Texas



## 22 BRENNALYLES

5-5 • Jr. • TR-1L • DS/L  
Wimberley, Texas




## SARYN NELSON

5-11 • Jr. • HS • MB/RS  
Plano, Texas



## THERESA REYNA

6-0 • Fr. • HS • RS/OH  
San Antonio, Texas



## GINNY STUART

5-2 • So. • HS • DS  
Georgetown, Texas

## 2015 SUN BELT CONFERENCE STANDINGS

TEAM	CONFERENCE	PCT	OVERALL	PCT	STREAK
Arkansas State	0-0	0.000	9-1	0.900	W5
UT Arlington	0-0	0.000	8-3	0.727	L1
Appalachian State	0-0	0.000	7-4	0.636	W3
UL Monroe	0-0	0.000	7-5	0.583	W2
South Alabama	0-0	0.000	5-4	0.556	W3
<b>TEXAS STATE</b>	<b>0-0</b>	<b>0.000</b>	<b>5-7</b>	<b>0.417</b>	<b>W1</b>
Troy	0-0	0.000	5-7	0.417	L5
Georgia State	0-0	0.000	4-6	0.400	L2
Little Rock	0-0	0.000	4-6	0.400	W1
Georgia Southern	0-0	0.000	4-7	0.364	W1
UL Lafayette	0-0	0.000	3-8	0.273	L3

**BOBCAT BITS CONTINUED...****MORE ALL-TOURNAMENT HONORS ROLL IN**

At the Delta Zeta Classic, **Jordan Kohl** led the Bobcats in kills and even hit .900 in one match against Prairie View A&M to set a new Texas State record and help the team to a record-high hitting percentage of .554. For her efforts, she was recognized as the Delta Zeta Classic's MVP. In addition to Kohl, **Jalayah Bolden** earned her second All-Tournament honor of the young season after being recognized at the SMU/TCU Crosstown Challenge. Finally, **Shelby Vas Matt** also made the Delta Zeta Classic All-Tournament team. She was recognized on two all-tournament teams last season and earned her first honor this year.

**BOLDEN EARNS ALL-TOURNAMENT HONORS**

Newcomer **Jalayah Bolden** wasted no time making an impact for the Bobcats. She led the team in kills on opening weekend, finishing with 19 in three matches for a 2.11 kill per set average. She also led in blocks with nine for a three-block average over three matches, tallying three solo blocks and six block assists. She also added an ace and three digs in her All-Tournament bid at the SMU/TCU Crosstown Challenge.

**KOHL RECOGNIZED IN THE PRESEASON**

Sophomore **Jordan Kohl** was recognized by the Sun Belt Conference in a preseason poll of the league's coaches. After being selected All-Sun Belt Conference Second Team as well as the SBC Freshman of the Year last season, the SBC coaches tabbed Kohl as part of the Sun Belt's All-Preseason Team.

**TEXAS STATE TABBED SECOND**

The Bobcats finished second in the Sun Belt Conference last season and took home the SBC Tournament Championship the season before. Both seasons ended with appearances in the championship match for Texas State, and a poll of the Sun Belt Conference coaches indicates it will happen yet again. The Bobcats were selected to finish second in the Sun Belt this season by a preseason poll of the SBC coaches. Texas State was slated just behind defending conference champion Little Rock, but still garnered three first-place votes.

**MATCH HIGHS****HITTING PERCENTAGE (MIN. 12 KILLS)**

.400 (15-3-30)	Morgan Lewis vs. SDSU (9/11/15)
.333 (12-2-30)	Shelby Vas Matt at SHSU (9/15/15)
.323 (15-5-31)	Jordan Kohl vs. UTSA (9/3/15)

**KILLS**

19 (9-5-48) 5s	Kelsey Weynand vs. UTSA (9/3/15)
16 (16-5-36) 4s	Jordan Kohl vs. N. Illinois (9/11/15)
15 (15-5-30) 4s	Morgan Lewis vs. SDSU (9/11/15)
15 (15-5-31) 5s	Jordan Kohl vs. UTSA (9/3/15)

**ATTEMPTS**

48	Kelsey Weynand vs. UTSA (9/3/15)
45	Shelby Vas Matt vs. UTSA (9/3/15)
42	Shelby Vas Matt vs. Indiana (9/5/15)

**POINTS**

22.0	Kelsey Weynand vs. UTSA (9/3/15)
18.5	Morgan Lewis vs. SDSU (9/11/15)
18.0	Jordan Kohl vs. N. Illinois (9/11/15)

**ASSISTS**

46 (4s)	Erin Hoppe vs. SDSU (9/11/15)
39 (5s)	Emily Shelton vs. UTSA (9/3/15)
33 (5s)	Erin Hoppe vs. Indiana (9/5/15)

**DIGS**

31 (5s)	Sierra Smith vs. UTSA (9/3/15)
20 (5s)	Kelsey Weynand vs. UTSA (9/3/15)
19 (5s)	Shelby Vas Matt vs. UTSA (9/3/15)

**ACES**

3	Erin Hoppe 2x
	Shelby Vas Matt vs. SDSU (9/11/15)
	Jalayah Bolden vs. UTSA (9/3/15)
	Claire Kreuz vs. Arizona (8/29/15)

**BLOCKS**

6	Bolden 2x, Lewis 2x, Kohl
5	Bolden 2x, Lewis 2x, Kohl
4	Haley Henderson vs. Prairie View A&M (9/4/15)
	Jordan Kohl vs. SDSU (9/11/15)

**DOUBLE-DOUBLES**

Kelsey Weynand	19 kills, 20 digs (9/3/15)
Shelby Vas Matt	13 kills, 10 digs (9/5/15)

**A LOOK AHEAD...**

MONDAY 9/21	TUESDAY 9/22	WEDNESDAY 9/23	THURSDAY 9/24	FRIDAY 9/25	SATURDAY 9/26	SUNDAY 9/27
Practice	Practice	TRAVEL	Georgia State GSU Sports Arena 5 p.m.	TRAVEL	Appalachian State Holmes Center 5:30 p.m.	OFF



**KAREN CHISUM**

**HEAD COACH / ASSISTANT ATHLETIC DIRECTOR**  
**36TH SEASON AT TEXAS STATE**  
**TEXAS STATE, 1972**  
**807-516-3**

The sixth winningest active head coach in NCAA Division I volleyball, Karen Chisum earned her 800th career victory in her 35th season at the helm of Texas State Volleyball. The landmark victory came against Troy on November 15th, 2014, and made Chisum just the 13th coach to reach 800 wins in NCAA Division I history and the 22nd collegiate volleyball coach ever to do it. Only nine other coaches across all three NCAA divisions have won 800 matches with one team like Chisum. She now holds an all-time record of 803-512-3 after finishing 2014 with a 22-13 overall record and leading her team to the Sun Belt Conference Championship match.

Texas State Volleyball's trip to the SBC Championship match was the second consecutive appearance the Bobcats made in the conference championship. Chisum led her team to the SBC Championship in 2013, the team's first season in the Sun Belt Conference. With the 2013 championship, Chisum's volleyball team became Texas State's first ever Sun Belt Conference Champion as 2013 was the program's inaugural season in the Sun Belt.

With 37 total years at Texas State, starting out as an assistant coach for two seasons before taking over the program in 1980, Chisum holds a record of 329-137 in conference play.

In 2014, under Chisum's tutelage, freshman Jordan Kohl won Sun Belt Conference Freshman of the Year with an impressive 2.69 kills per set against conference opponents. Meanwhile, freshman middle blocker Lauren Kirch averaged 2.51 kills per set and team highs 115 blocks and 30 aces to be named All-Sun Belt in her freshman campaign. Senior setter Caylin Mahoney joined Kohl on the SBC Championship All-Tournament Team, making it Mahoney's second consecutive honor after being named the tournament's Most Outstanding Player in Texas State's championship run in 2013.

The team also saw two players, Amari Deardorff and Ashlee Hilbun, recognized as All-WAC performers to add to the long list of Bobcats to earn All-Conference status under Chisum's tutelage.

Before that, however, in Texas State's final season in the Southland Conference, Chisum collected her sixth Southland Conference regular season championship and seventh tournament title. The 2011 Southland Conference Coach of the Year, Chisum has established herself as one of the elite collegiate coaches in America.

In addition to being a highly successful coach, the five-time conference Coach of the Year also serves as an assistant athletic director in Texas State's Athletic Department, a position Chisum has held for the past 10 years.

Chisum also led Texas State to Southland Conference Tournament Championships in 1991, 1998, 2004, 2005, 2007, 2009 and 2011, and a Sun Belt Conference Tournament Championship in 2013. Her teams earned a berth in the NCAA Tournament each year.

For her merits, Chisum was selected Southland Conference Coach of the Year in 1991, 2000, 2003

and 2011 after receiving the same honor in the Gulf Star Conference in 1986.

Chisum has coached numerous athletes who have received all-conference honors with the Bobcats. In addition to Jordan Kohl and Lauren Kirch in 2014, Amari Deardorff and Ashlee Hilbun earned the honor in 2013 and 2012. Four more athletes earned the honor in 2011 – Amber Calhoun, Deardorff, Caleigh McCorquodale and Melissa Toth. Chisum has coached 25 All-SLC First-Team players during her career. Overall, 93 of her players have received all-conference honors, 75 of which were in the Southland Conference.

She also coached four Conference Players of the Year. Kim Wells-Lauwers won the award for the Gulf Star Conference in 1986, while Stephanie Winn-Lane and Shenequa Bedford were named Southland Conference Players of the Year in 1991 and 2000, respectively. In 2011, Amber Calhoun added her name to that exclusive list.

Chisum has also tutored three SLC Newcomer of the Year selections, as Kristy Braun-Rioux won the honor in 1991, Krisha Neimann-Crosley in 1993 and Jennifer Dallao in 1999.

Several of Texas State's players have garnered All-Conference honors in multiple seasons. In 1997, Crosley became just the fourth player in Southland Conference history and first Texas State player to earn All-Conference honors all four years. She earned All-SLC First Team honors as a freshman and sophomore and was a Second-Team selection as both a junior and senior.

As proud as she is of her players' honors and accomplishments on the court, Chisum also takes a great deal of pride in the fact that her players excel in both the classroom and the community as well.

Krystal Kolkhorst embodied Chisum's ideals as she was named to the ESPN The Magazine CoSIDA Academic All-America Third-Team, the SLC Setter of the Year and SLC Tournament MVP in 2004. She also earned the SLC's Scholar Athlete of the Year award in 2004.

In 2005, Elizabeth Nwoke was named the MVP of the SLC Tournament to give the Bobcats back-to-back SLC MVPs.

As a squad, the volleyball team has won the Emmitt P. Shelton Academic Excellence Award three times, including both 2004-05 and 2005-06. The award is given annually to the top Texas State men's and women's athletic teams with the highest cumulative grade point average.

Chisum's career as a volleyball coach began as an assistant at Goodnight Middle School in San Marcos. She moved up the coaching ranks when she was named an assistant at San Marcos High School before becoming the head coach at New Braunfels High School. Chisum led the Unicorns to a Class 3-A State runner-up finish in 1976, coaching former Texas volleyball and basketball standout Nell Fortner, who later served as head coach of the 2000 USA Olympic team that won a Gold Medal. Fortner recently retired as the head women's basketball coach at Auburn. In 1980, Chisum was named Texas State's fifth head volleyball coach and is still going strong more than three decades later.

Chisum's influence in volleyball reaches far beyond Texas State. She serves as a member of both the NCAA and American Volleyball Coaches Association voting committees for regional and national rankings. She has also been a teaching clinician for various volleyball programs and camps throughout

the United States.

In 2011, Chisum was named a Texas State Distinguished Alumni. The award dates back to 1959 when it was presented to Lyndon B. Johnson, a U.S. senator at the time. It acknowledges outstanding accomplishments and leadership in the individual's chosen business, profession or life work on a national or international level.

In 1994, Chisum became the first female to be accepted for membership in the "T" Association's Hall of Honor. During her intercollegiate days at Texas State, Chisum played on the softball and tennis teams. Induction into the Hall of Honor is the highest award a letterwinner at Texas State can receive.

Chisum has passed along some of her volleyball knowledge in writing. She co-authored a book titled "Developing a Successful Volleyball Program" with former Bobcat volleyball player Stephanie Scott Jordan.

**THE KAREN CHISUM FILE****COACHING EXPERIENCE**

1978-79	Texas State	Assistant Coach
1980-present	Texas State	Head Coach

**COLLEGIATE HEAD COACHING RECORD**

1980-present	Texas State	807-516-3
--------------	-------------	-----------

**COACHING NOTES**

6th Winningest Active Division I Head Coach  
 14th Winningest All-time Division I Head Coach  
 Longest Tenured Texas State Head Coach

**COACHING HONORS**

1986	Gulf Star Conference Coach of the Year
1991	Southland Conference Coach of the Year
2000	Southland Conference Coach of the Year
2003	Southland Conference Coach of the Year
2011	Southland Conference Coach of the Year

**REGULAR SEASON TEAM CHAMPIONSHIPS**

1986	Gulf Star Conference	(29-9)
1991	Southland Conference	(21-16, 9-0 SLC)
2000	Southland Conference	(29-4, 20-0 SLC)
2003	Southland Conference	(23-8, 18-2 SLC)
2004	Southland Conference	(27-6, 17-3 SLC)
2008	Southland Conference	(21-21, 10-6 SLC)
2011	Southland Conference	(27-8, 15-1 SLC)

**TOURNAMENT TEAM CHAMPIONSHIPS**

1986	Gulf Star Conference	(29-9)
1991	Southland Conference	(21-16, 9-0 SLC)
1998	Southland Conference	(25-9, 14-6 SLC)
2004	Southland Conference	(27-6, 17-3 SLC)
2005	Southland Conference	(17-15, 12-6 SLC)
2007	Southland Conference	(21-12, 10-6 SLC)
2009	Southland Conference	(22-13, 13-3 SLC)
2011	Southland Conference	(27-8, 15-1 SLC)
2013	Sun Belt Conference	(24-13, 11-7 SBC)

## 2015 OVERALL STATISTICS

Overall record: 5-7 Conf: 0-0 Home: 3-2 Away: 1-3 Neutral: 1-2

#	Player	sp	Attack					Set		Serve			re	Dig		Blocking					bhe	points
			k	k/s	e	ta	pct	a	a/s	sa	se	sa/s		dig	dig/s	bs	ba	total	blk/s	be		
17	Kohl, Jordan	41	100	2.44	38	245	.253	1	0.02	0	0	0.00	0	18	0.44	1	23	24	0.59	4	1	112.5
1	Vas Matt, Shelby	34	78	2.29	34	253	.174	10	0.29	12	19	0.35	5	72	2.12	1	7	8	0.24	0	0	94.5
4	Lewis, Morgan	40	68	1.70	24	184	.239	3	0.08	1	4	0.03	0	19	0.47	1	36	37	0.93	5	0	88.0
16	Bolden, Jaliyah	29	56	1.93	28	143	.196	0	0.00	7	10	0.24	1	14	0.48	3	28	31	1.07	4	0	80.0
8	Weynand, Kelsey	33	61	1.85	31	220	.136	6	0.18	5	7	0.15	3	81	2.45	0	14	14	0.42	0	1	73.0
9	Kreuz, Claire	25	34	1.36	21	131	.099	5	0.20	8	12	0.32	2	23	0.92	0	5	5	0.20	1	0	44.5
10	Daigle, Madison	22	29	1.32	13	74	.216	0	0.00	0	2	0.00	0	6	0.27	1	16	17	0.77	0	0	38.0
12	Hoppe, Erin	35	16	0.46	7	52	.173	227	6.49	14	13	0.40	0	48	1.37	0	13	13	0.37	12	5	36.5
13	Henderson, Haley	11	12	1.09	8	40	.100	1	0.09	0	2	0.00	1	12	1.09	0	4	4	0.36	1	0	14.0
7	Shelton, Emily	28	9	0.32	2	26	.269	135	4.82	3	3	0.11	0	33	1.18	0	3	3	0.11	0	7	13.5
6	Hubicsak, Ali	32	1	0.03	1	3	.000	4	0.12	6	4	0.19	3	56	1.75	0	0	0	0.00	0	1	7.0
3	Kirch, Lauren	7	4	0.57	4	18	.000	1	0.14	0	0	0.00	0	5	0.71	1	2	3	0.43	0	0	6.0
11	Smith, Sierra	38	0	0.00	0	6	.000	30	0.79	5	11	0.13	9	128	3.37	0	0	0	0.00	0	0	5.0
15	Standard, Ally	3	2	0.67	0	4	.500	0	0.00	0	0	0.00	0	1	0.33	2	1	3	1.00	1	0	4.5
2	Davis, Keeley	2	4	2.00	3	10	.100	1	0.50	0	2	0.00	0	2	1.00	0	0	0	0.00	0	0	4.0
21	Nelson, Saryn	1	0	0.00	0	0	.000	0	0.00	2	0	2.00	0	0	0.00	0	0	0	0.00	0	0	2.0
19	Silver, Alex	25	0	0.00	0	5	.000	9	0.36	2	2	0.08	2	49	1.96	0	0	0	0.00	0	0	2.0
TEXAS STATE		42	474	11.29	214	141	.184	433	10.31	65	91	1.55	30	567	13.50	10	152	86.0	2.05	28	15	625.0
Opponents		42	527	12.55	213	141	.223	488	11.62	30	78	0.71	65	628	14.95	14	141	84.5	2.01	19	14	641.5

Team Statistics	TXST	OPP
<b>ATTACK</b>		
Kills	474	527
Errors	214	213
Total Attacks	1414	1410
Attack Pct	.184	.223
Kills/Set	11.3	12.5
<b>SET</b>		
Assists	433	488
Attempts	1397	1410
Assist Pct	.310	.346
Assists/Set	10.3	11.6
<b>SERVE</b>		
Aces	65	30
Errors	91	78
Attempts	870	889
Serve Pct	.895	.912
Aces/Set	1.5	0.7
<b>SERVE RECEPTIONS</b>		
Errors	30	65
Errors/Set	0.7	1.5
Attempts	810	779
Reception Pct	.963	.917
<b>DEFENSE</b>		
Digs	567	628
Digs/Set	13.5	15.0
<b>BLOCKING</b>		
Block Solo	10	14
Block Assist	152	141
Total Blocks	86.0	84.5
Blocks/Set	2.0	2.0
Block Errors	28	19
Ball handling errors	15	14
<b>ATTENDANCE</b>		
Total	5990	5178
Dates/Avg Per Date	5/1198	4/1294
Neutral site #/Avg	3/54	
Current win streak	1	-
Home win streak	0	-

Date	Opponent	Score	Score by set	Att.
Aug 28	at TCU	L 0-3	17-25,15-25,17-25	1795
Aug 29	vs #17 Arizona	L 0-3	5-25,22-25,13-25	162
Aug 29	at SMU	L 0-3	10-25,15-25,23-25	367
Sep 03	UTSA	w 3-2	25-21,20-25,25-14,19-25,16-14	2533
Sep 04	PRAIRIE VIEW A&M	w 3-0	25-10,25-14,25-5	0
Sep 04	LAMAR	w 3-0	25-21,25-20,25-15	857
Sep 05	INDIANA	L 2-3	25-21,25-14,23-25,24-26,10-15	817
Sep 08	#12 OREGON	L 0-3	22-25,16-25,19-25	1783
09-11-15	vs South Dakota State	w 3-1	22-25,25-22,25-13,25-12	0
09-11-15	vs Northern Illinois	L 1-3	23-25,25-23,20-25,13-25	0
09-12-15	at Wichita State	L 0-3	15-25,22-25,18-25	1390
Sep 15	at Sam Houston State	w 3-0	26-24,25-23,25-17	1626

Record in 3-set matches:3-5 • Record in 4-set matches:1-1 • Record in 5-set matches:1-1

**MATCH RECORDS**
**SINGLE MATCH INDIVIDUAL RECORDS (ALL MATCHES)**

Kills	36, Karen Dunn (vs. Southwestern)	10/26/83
Total Attacks	78, Makeda Smith (vs. Rice)	10/20/98
<b>HITTING PERCENTAGE</b>	<b>.900, JORDAN KOHL (VS. PRAIRIE VIEW A&amp;M)</b>	<b>9/4/15</b>
Assists	84, Krystal Kolkhorst (vs. UT Arlington)	10/15/04
Service Aces	9, Margaret Mitchum (vs. Northwestern St.)	11/4/91
	9, Stephanie Lawrence (vs. Houston)	9/21/88
<b>DIGS</b>	<b>37, SIERRA SMITH (AT UT ARLINGTON)</b>	<b>10/9/13</b>
Solo Blocks	9, Karen Dunn (vs. Lamar)	10/21/82
Block Assists	14, Wendy Chapman (vs. North Texas)	10/12/90

**SINGLE MATCH INDIVIDUAL RECORDS (CONFERENCE MATCHES)**

Kills	35, Shenequa Bedford (vs. Stephen F. Austin)	11/6/99
Total Attacks	75, Kimberly Brewer (vs. Sam Houston St.)	10/30/90
Hitting Percentage	.733, Kacee Rogers (vs. Louisiana-Monroe)	11/16/02
	.733, Kristi Lindeman (vs. Nicholls)	10/3/98
Assists	84, Krystal Kolkhorst (vs. UT Arlington)	10/15/04
Service Aces	9, Margaret Mitchum (vs. Northwestern St.)	11/4/91
<b>DIGS</b>	<b>37, SIERRA SMITH (AT UT ARLINGTON)</b>	<b>10/9/13</b>
Solo Blocks	5, DeAndrea Limbrick (vs. Stephen F. Austin)	11/9/90
	5, Shenequa Bedford (vs. Stephen F. Austin)	11/7/98
Block Assists	14, Wendy Chapman (vs. North Texas)	10/12/90

**SINGLE MATCH TEAM RECORDS**

Kills	101, vs. Baylor	9/19/92
Total Attacks	289, vs. UT Arlington	10/13/98
<b>HITTING PERCENTAGE</b>	<b>.554, VS. PRAIRIE VIEW A&amp;M</b>	<b>9/4/15</b>
Assists	91, vs. UT Arlington	9/14/04
	91, vs. UT Arlington	9/17/05
Service Aces	21, vs. Southwestern	10/26/83
Digs	141, vs. UT Arlington	11/20/04
Solo Blocks	22, vs. Lamar	10/21/82
Block Assists	48, vs. North Texas	10/12/90

**INDIVIDUAL SINGLE SEASON LEADERS**
**KILLS**

1. Makeda Smith	1998	593
2. Makeda Smith	1996	545
3. Darbie Bruning	1986	519
4. Makeda Smith	1997	514
5. Darbie Bruning	1987	484

**TOTAL ATTACKS**

1. Makeda Smith	1998	1,555
2. Makeda Smith	1996	1,386
3. Lawrencia Brown	2006	1,318
4. Stephanie Winn	1991	1,239
5. Lucrieta Hamilton	1995	1,188

**HITTING PERCENTAGE (MIN: 300 ATTEMPTS)**

1. Kacee Rogers	2004	.392
2. Laura Ivy	2000	.388
3. Amy Weigle	2008	.382
4. Kacee Rogers	2003	.348
5. Amy Weigle	2007	.345

**ASSISTS**

1. Kristy Braun	1994	1,541
2. Krystal Kolkhorst	2004	1,514
3. Natalie Spann	2000	1,500
4. Nicky Rose	1996	1,430
5. Kristy Braun	1992	1,425

**SERVICE ACES**

1. Shalanda Byers	1995	102
2. Stephanie Lawrence	1990	101
3. Diana Trevino	1984	98
4. Stephanie Lawrence	1988	89
3. Bobbie Dyer	1983	81

**DIGS**

<b>1. SIERRA SMITH</b>	<b>2013</b>	<b>548</b>
2. Kacey Wimpy	2007	542
3. Kimberly Brewer	1992	527
4. Kristy Jones	2004	512
5. Amy Ramirez	2005	508

**SOLO BLOCKS**

1. Karen Dunn	1983	117
2. Karen Dunn	1984	92
3. Wendy Chapman	1992	57
4. Wendy Chapman	1990	50
5. DeAndrea Limbrick	1990	49

**BLOCK ASSISTS**

1. Emily Jones Wilkes	2007	145
2. Molly Ahrens	2013	133
3. Amy Amundson	2003	131
4. DeAndrea Limbrick	1990	129
5. Amy Weigle	2007	123

**INDIVIDUAL CAREER LEADERS**
**KILLS**

1. Makeda Smith	1994-98	1,709
2. Lawrencia Brown	2005-08	1,557
3. Shenequa Bedford	1997-00	1,453
4. Shelly McGehee	1985-88	1,418
5. Krisha Crosley	1993-96	1,412

**TOTAL ATTACKS**

1. Lawrencia Brown	2005-08	4,434
2. Makeda Smith	1994-98	4,430
3. Jessica Weynand	2006-09	3,760
4. Tiffany Weidner	1999-02	3,482
5. Shenequa Bedford	1997-00	3,437

**HITTING PERCENTAGE (MIN: 1,000 ATTEMPTS)**

1. Amber Calhoun	2008-11	.331
Kacee Rogers	2001-04	.331
3. Amy Weigle	2005-08	.315
4. Emily Jones Wilkes	2005-08	.305
5. Amari Deardorff	2010-13	.299

**ASSISTS**

1. Kristy Braun	1991-94	5,517
2. Nicky Rose	1995-98	5,010
3. Krystal Kolkhorst	2001-04	4,440
4. Natalie Spann	1998-01	4,283
5. Caleigh McCorquodale	2009-12	2,716

**SERVICE ACES**

1. Stephanie Lawrence	1987-90	251
2. Margaret Mitcham	1981-84	202
3. Christine Lange	1984-87	201
4. Kristy Braun	1991-94	180
5. Tina Dykes	1983-85	163

**DIGS**

1. Nicky Rose	1995-98	1,434
2. Shauna Stahl	1997-01	1,409
3. Lucrieta Hamilton	1992-95	1,343
4. Lawrencia Brown	2005-08	1,330
5. Kristy Braun	1991-94	1,312

**SOLO BLOCKS**

1. Karen Dunn	1981-84	364
2. Wendy Chapman	1990-92	149
3. DeAndrea Limbrick	1988-91	99
4. Lynda Robinson	1982-85	89
5. Dana Lipponcott	1979-82	84

**BLOCK ASSISTS**

1. Amber Calhoun	2008-11	325
2. Emily Jones Wilkes	2005-08	311
3. Laura Ivy	1997-00	309
4. Krisha Crosley	1993-96	303
5. Amy Weigle	2005-08	296



## TEXAS STATE



### 1 SHELBY VAS MATT

5-11 • Jr. • 2L • OH  
Happy Valley, Ore.

YEAR	SP-MP	K	K/S	E	TA	PCT	A	SA	DIGS	BS-BA	BLK
2013	138-37	286	2.07	148	931	.148	39	31	305	5-43	48
2014	125-35	290	2.32	110	916	.197	26	24	365	0-31	31
2015	20-7	43	2.15	24	159	.119	4	6	51	1-6	7
<b>CAREER</b>	<b>283-79</b>	<b>619</b>	<b>2.19</b>	<b>282</b>	<b>2006</b>	<b>.168</b>	<b>69</b>	<b>61</b>	<b>721</b>	<b>6-80</b>	<b>86</b>

#### CAREER HIGHS


Kills	22 at Texas Tech, 9/12/14
Hitting Percentage	.543 vs. Prairie View A&M, 9/9/14
Assists	4 vs. UL Lafayette, 11/21/13
Aces	4 vs. UALR, 10/13/13
Digs	24 vs. Wichita State, 9/5/14
Total Blocks	4, Twice, Last vs. UT Arlington, 10/30/13

Date	Opponent	sp	k	e	ta	pct	a	sa	digs	bs	ba	blk	pts										
Aug 28, 2015	at TCU	2	1	1	6	.000	0	0	.000	0	1	3	.667	0	5	1.000	3	0	1	0	1.0	0	1.5
Aug 29, 2015	at SMU	1	3	0	10	.300	1	2	.500	1	0	5	1.000	0	10	1.000	4	0	0	0	0.0	0	4.0
Sep 03, 2015	UTSA	*3	7	6	45	.022	3	3	1.000	1	2	16	.875	1	32	.969	19	0	2	0	2.0	0	9.0
Sep 04, 2015	PRAIRIE VIEW A&M	*1	6	1	9	.556	0	0	.000	2	1	7	.857	0	2	1.000	0	0	0	0	0.0	0	8.0
Sep 04, 2015	LAMAR	*3	9	3	24	.250	0	4	.000	0	1	11	.909	0	18	1.000	10	1	0	0	1.0	0	10.0
Sep 05, 2015	INDIANA	*3	13	9	42	.095	0	6	.000	1	3	19	.842	1	22	.955	10	0	2	0	2.0	0	15.0
Sep 08, 2015	OREGON	*3	4	4	23	.000	0	3	.000	1	0	12	1.000	1	34	.971	5	0	1	0	1.0	0	5.5
Sep 11, 2015	vs South Dakota State	*4	11	3	29	.400	2	3	.667	3	3	18	.833	0	19	1.000	7	0	0	0	0.0	0	14.0
Sep 11, 2015	vs Northern Illinois	*4	9	5	30	.133	3	6	.500	1	2	14	.857	1	36	.972	9	0	0	0	0.0	0	10.0
Sep 12, 2015	at Wichita State	*3	3	0	14	.214	1	2	.500	0	3	8	.625	1	14	.929	2	0	0	0	0.0	0	3.0
Sep 15, 2015	at Sam Houston State	*3	12	2	39	.333	0	17	.000	2	3	11	.727	0	23	1.000	3	0	1	0	1.0	0	14.5
Totals		34	78	34	253	.174	10	46	.217	12	19	124	.841	5	215	.977	72	1	7	0	8.0	0	94.5

Sets played: 34  
Kills per set: 2.29  
Assists per set: 0.29

Service aces per set: 0.35  
Digs per set: 2.12  
Blocks per set: 0.24

Points per set: 2.78



### 2 KEELEY DAVIS

5-11 • Jr. • 2L • OH/RS  
Austin, Texas

YEAR	SP-MP	K	K/S	E	TA	PCT	A	SA	DIGS	BS-BA	BLK
2013	18-11	9	0.50	11	48	-.042	0	0	11	1-6	7
2014	91-29	158	1.74	94	544	.118	9	10	140	0-23	23
2015	2-2	4	2.00	3	10	.100	1	0	2	0-0	0
<b>CAREER</b>	<b>111-42</b>	<b>171</b>	<b>1.54</b>	<b>108</b>	<b>602</b>	<b>.105</b>	<b>10</b>	<b>10</b>	<b>153</b>	<b>1-29</b>	<b>30</b>

#### CAREER HIGHS

Kills	12, 4 Times, Last vs. Arkansas State, 10/19/14
Hitting Percentage	.400 vs. South Alabama, 9/25/14
Assists	2 at UL Monroe, 9/21/14
Aces	2, Twice, Last at UT Arlington, 10/8/14
Digs	14 at Georgia State, 10/17/14
Total Blocks	4 at UL Monroe, 9/21/14

Date	Opponent	sp	k	e	ta	pct	a	sa	se	ta	pct	re	bs	ba	be	total	bhe	points
Sep 04, 2015	PRAIRIE VIEW A&M	1	3	0	5	.600	1	1	2	2	.000	0	2	0	0	0	0	3.0
Sep 08, 2015	OREGON	1	1	3	5	-.400	0	1	0	0	.000	0	0	0	0	0	0	1.0
Totals		2	4	3	10	.100	1	2	2	2	.000	0	2	0	0	0	0	4.0

Sets played: 2  
Kills per set: 2.00  
Assists per set: 0.50

Digs per set: 1.00

Points per set: 2.00

## BOBCAT VOLLEYBALL

### 2015 GAME NOTES



### 3 LAUREN KIRCH

6-2 • Fr. • HS • MB  
Carrollton, Texas

YEAR	SP-MP	K	K/S	E	TA	PCT	A	SA	DIGS	BS-BA	BLK
2014	130-35	326	2.51	117	830	.252	12	30	81	7-108	115
2015	7-4	4	0.57	4	18	.000	1	0	5	1-2	3
<b>CAREER</b>	<b>137-39</b>	<b>330</b>	<b>2.41</b>	<b>121</b>	<b>848</b>	<b>.246</b>	<b>13</b>	<b>30</b>	<b>86</b>	<b>8-110</b>	<b>118</b>

#### CAREER HIGHS

Kills	19 at Houston, 8/30/14
Hitting Percentage	.586 at Houston, 8/30/14
Assists	2 vs. Georgia State, 11/14/14
Aces	3, 3 Times, Last at Georgia State, 10/17/14
Digs	8 vs. Lamar, 8/29/14
Total Blocks	8, Twice, Last at South Alabama, 11/2/14

Date	Opponent	sp	k	e	ta	pct	a	sa	digs	bs	ba	blk	pts	
Aug 28, 2015	at TCU	3	3	0	8	.375	0	0	2	1.000	0	0	1.000	4
Aug 29, 2015	vs Arizona	*2	1	3	7	-.286	0	0	0	.000	0	1	1.000	1
Aug 29, 2015	at SMU	1	0	1	3	-.333	0	1	0	.000	0	0	0.000	0
Sep 08, 2015	OREGON	1	0	0	0	.000	1	2	.500	0	0	0	0.000	0
Totals		7	4	4	18	.000	1	3	.333	0	0	2	1.000	5

Sets played: 7  
Kills per set: 0.57  
Assists per set: 0.14

Digs per set: 0.71  
Blocks per set: 0.43

Points per set: 0.86



### 4 MORGAN LEWIS

6-1 • Jr. • TR • MB  
Wichita Falls, Texas

YEAR	SP-MP	K	K/S	E	TA	PCT	A	SA	DIGS	BS-BA	BLK
2015	26-8	39	1.50	12	105	.257	1	0	10	0-19	19
<b>CAREER</b>	<b>26-8</b>	<b>39</b>	<b>1.50</b>	<b>12</b>	<b>105</b>	<b>.257</b>	<b>1</b>	<b>0</b>	<b>10</b>	<b>0-19</b>	<b>19</b>

#### CAREER HIGHS

Kills	15, vs. South Dakota State, 9/11/15
Hitting Percentage	.412 vs. Lamar, 9/4/15
Digs	5 at TCU, 8/28/15
Total Blocks	6 vs. Indiana, 9/5/15

Date	Opponent	sp	k	e	ta	pct	a	sa	digs	bs	ba	blk	pts										
Aug 28, 2015	at TCU	*3	3	0	9	.333	0	0	.000	0	1	5	.800	0	0	0	0	0	3	1	3.0	0	4.5
Aug 29, 2015	vs Arizona	*3	4	1	8	.375	0	1	.000	0	1	6	.833	0	1	1.000	1	0	3	1	3.0	0	5.5
Aug 29, 2015	at SMU	*3	3	0	13	.231	0	1	.000	0	0	6	1.000	0	1	1.000	2	0	2	1	2.0	0	4.0
Sep 03, 2015	UTSA	*5	7	2	19	.263	0	0	.000	0	0	1	1.000	0	5	1.000	1	0	1	0	1.0	0	7.5
Sep 04, 2015	PRAIRIE VIEW A&M	*1	0	1	3	-.333	1	1	1.000	0	0	0	.000	0	0	0.000	0	0	2	0	2.0	0	1.0
Sep 04, 2015	LAMAR	*3	8	1	17	.412	0	1	.000	0	0	0	.000	0	0	0.000	0	0	0	0	0.0	0	8.0
Sep 05, 2015	INDIANA	*5	6	3	16	.188	0	2	.000	0	0	0	.000	0	0	0.000	0	0	6	1	6.0	0	9.0
Sep 08, 2015	OREGON	*3	8	4	20	.200	0	0	.000	0	0	2	1.000	0	0	0.000	1	0	2	0	2.0	0	9.0
Sep 11, 2015	vs South Dakota State	*4	15	3	30	.400	0	1	.000	1	1	10	.909	0	0	.000	3	0	5	0	5.0	0	18.5
Sep 11, 2015	vs Northern Illinois	*4	4	5	17	-.059	1	3	.333	0	1	12	.917	0	2	1.000	2	0	5	0	5.0	0	6.5
Sep 12, 2015	at Wichita State	*3	5	1	13	.308	0	0	.000	0	0	4	1.000	0	0	0.000	1	0	2	1	2.0	0	6.0
Sep 15, 2015	at Sam Houston State	*3	5	3	19	.105	1	3	.333	0	0	8	1.000	0	1	1.000	3	1	5	0	6.0	0	8.5
Totals		40	68	24	184	.239	3	13	.231	1	4	54	.926	0	10	1.000	19	3	36	5	37.0	0	88.0

Sets played: 40  
Kills per set: 1.70  
Assists per set: 0.08

Service aces per set: 0.03  
Digs per set: 0.47  
Blocks per set: 0.93

Points per set: 2.20





## TEXAS STATE



**6 ALI HUBICSAK**

5-5 • Sr. • 1L • DS

New Braunfels, Texas

YEAR	SP-MP	K	K/S	E	TA	PCT	A	SA	DIGS	BS-BA	BLK
2013	91-28	0	0.00	1	4	-.250	25	19	158	0-0	0
2014											
REDSHIRT SEASON											
2015	20-8	1	0.05	0	2	.500	3	4	29	0-0	0
CAREER	111-36	1	0.01	1	6	.000	28	23	187	0-0	0

### CAREER HIGHS

Aces	3 vs. Prairie View A&M, 9/7/13
Digs	12, Twice, Last vs. Texas Tech, 9/17/13

Date	Opponent	sp	k	e	ta	pct	a	sa	digs	bs	ba	blk	pts
Aug 28, 2015	at TCU	2	0	0	0	0.000	0	1	7	857	0	5	1,000
Aug 29, 2015	vs Arizona	1	0	0	0	0.000	0	0	0	0.000	0	1	1,000
Aug 29, 2015	at SMU	1	0	0	0	0.000	1	4	250	1	0	3	1,000
Sep 03, 2015	UTSA	5	0	0	0	0.000	1	7	143	0	1	19	847
Sep 04, 2015	PRAIRIE VIEW A&M	1	0	0	0	0.000	1	1	1,000	0	1	1,000	0
Sep 04, 2015	LAMAR	2	0	0	0	0.000	0	0	0.000	0	0	8	1,000
Sep 05, 2015	INDIANA	5	0	0	1	0.000	0	3	0.000	1	0	20	1,000
Sep 08, 2015	OREGON	3	1	0	1	1.000	0	1	0.000	2	0	11	1,000
Sep 11, 2015	vs South Dakota State	4	0	1	1	1.000	0	1	0.000	2	0	11	1,000
Sep 11, 2015	vs Northern Illinois	4	0	0	0	0.000	0	3	0.000	0	1	13	923
Sep 12, 2015	at Wichita State	1	0	0	0	0.000	0	0	0.000	0	1	1,000	0
Sep 15, 2015	at Sam Houston State	3	0	0	0	0.000	1	6	167	0	1	13	923
Totals		33	1	1	3	0.000	4	27	146	6	4	107	963

Sets played: 32  
Kills per set: 0.03  
Assists per set: 0.12

Service aces per set: 0.19  
Digs per set: 1.75

Points per set: 0.22



**7 EMILY SHELTON**

5-8 • Jr. • TR • S

Longview, Texas

YEAR	SP-MP	K	K/S	E	TA	PCT	A	SA	DIGS	BS-BA	BLK
2015	23-8	8	0.35	2	23	.261	107	2	28	0-2	2
CAREER	23-8	8	0.35	2	23	.261	107	2	28	0-2	2

### CAREER HIGHS

Kills	5 vs. UTSA, 9/3/15
Hitting Percentage	.364 vs. UTSA, 9/3/15
Assists	39 vs. UTSA, 9/3/15
Aces	1, 3 Times, 9/11/15
Digs	8 vs. UTSA, 9/3/15
Total Blocks	1, 3 Times, Last vs. Northern Illinois, 9/11/15

Date	Opponent	sp	k	e	ta	pct	a	sa	digs	bs	ba	blk	pts
Aug 28, 2015	at TCU	2	1	1	5	0.000	10	35	286	0	0	6	1,000
Aug 29, 2015	vs Arizona	3	0	0	2	0.000	10	47	213	0	1	7	857
Aug 29, 2015	at SMU	3	1	0	3	0.333	12	55	218	0	0	6	1,000
Sep 03, 2015	UTSA	*5	5	1	11	.364	39	133	293	0	1	15	933
Sep 04, 2015	PRAIRIE VIEW A&M	*3	0	0	0	0.000	20	34	588	1	0	8	1,000
Sep 04, 2015	LAMAR	*1	0	0	1	0.000	8	20	400	0	0	4	1,000
Sep 05, 2015	INDIANA	*3	1	0	1	1.000	4	15	267	1	0	7	1,000
Sep 08, 2015	OREGON	3	0	0	0	0.000	4	13	306	0	0	0	0.000
Sep 11, 2015	vs Northern Illinois	4	1	0	3	0.333	26	86	302	1	1	13	923
Sep 12, 2015	at Wichita State	1	0	0	0	0.000	2	2	1,000	0	0	1	1,000
Totals		28	9	2	26	.269	135	440	307	3	3	67	955

Sets played: 28  
Kills per set: 0.32  
Assists per set: 4.82

Service aces per set: 0.11  
Digs per set: 1.18  
Blocks per set: 0.11

Points per set: 0.48



**8 KELSEY WEYNAND**

6-0 • Jr. • 2L • OH

Brenham, Texas

YEAR	SP-MP	K	K/S	E	TA	PCT	A	SA	DIGS	BS-BA	BLK
2013	126-37	130	1.03	85	513	.088	32	16	295	3-17	20
2014	97-32	237	2.44	134	717	.144	11	16	194	2-28	30
2015	26-8	53	2.04	24	183	.158	6	3	77	0-12	12
CAREER	249-77	420	1.69	243	1413	.125	49	35	566	5-57	62

### CAREER HIGHS

Kills	19 vs. UTSA, 9/3/15
Hitting Percentage	.379 vs. Abilene Christian, 9/6/14
Aces	4 vs. Prairie View A&M, 9/9/14
Digs	20 vs. UTSA, 9/3/15
Total Blocks	5 at Texas Tech, 9/12/14

Date	Opponent	sp	k	e	ta	pct	a	sa	digs	bs	ba	blk	pts
Aug 28, 2015	at TCU	*3	7	4	28	.107	1	2	500	0	1	7	857
Aug 29, 2015	vs Arizona	*3	10	3	24	.292	0	2	0.000	0	1	6	833
Aug 29, 2015	at SMU	*3	0	3	16	-.188	0	0	0.000	0	0	3	1,000
Sep 03, 2015	UTSA	*5	19	5	48	.292	1	10	100	2	2	19	895
Sep 04, 2015	PRAIRIE VIEW A&M	*2	5	0	7	.714	0	0	0.000	0	1	7	857
Sep 04, 2015	LAMAR	*2	3	2	14	.071	2	3	667	1	0	7	1,000
Sep 05, 2015	INDIANA	*5	5	3	25	.080	1	5	200	0	0	15	1,000
Sep 08, 2015	OREGON	*3	4	4	21	.000	1	4	250	0	0	3	1,000
Sep 11, 2015	vs South Dakota State	1	2	2	8	.000	0	0	0.000	1	0	2	1,000
Sep 11, 2015	vs Northern Illinois	2	2	2	9	.000	0	0	0.000	1	0	5	1,000
Sep 12, 2015	at Wichita State	*1	1	0	5	.200	0	1	0.000	0	0	3	1,000
Sep 15, 2015	at Sam Houston State	*3	3	3	15	.000	0	3	0.000	0	2	7	714
Totals		33	61	31	220	.136	6	30	200	5	7	84	917

Sets played: 33  
Kills per set: 1.85  
Assists per set: 0.18

Service aces per set: 0.15  
Digs per set: 2.45  
Blocks per set: 0.42

Points per set: 2.21



**9 CLAIRE KREUZ**

6-0 • Jr. • TR • OH

Boerne, Texas

YEAR	SP-MP	K	K/S	E	TA	PCT	A	SA	DIGS	BS-BA	BLK
2015	14-8	10	0.71	13	61	-.049	3	4	12	0-2	2
CAREER	14-8	10	0.71	13	61	-.049	3	4	12	0-2	2

### CAREER HIGHS

Kills	9, Twice, Last vs. Northern Illinois, 9/11/15
Aces	3 vs. Arizona, 8/29/15
Digs	4, Twice, Last at Wichita State, 9/12/15
Total Blocks	2, vs. South Dakota State, 9/11/15

Date	Opponent	sp	k	e	ta	pct	a	sa	digs	bs	ba	blk	pts
Aug 28, 2015	at TCU	*1	0	2	4	-.500	0	3	0.000	1	0	2	1,000
Aug 29, 2015	vs Arizona	*3	3	5	29	-.069	0	3	0.000	3	1	10	.900
Aug 29, 2015	at SMU	*1	0	2	6	-.333	1	1	1,000	0	0	1	1,000
Sep 03, 2015	UTSA	*2	0	1	2	-.500	0	0	0.000	0	0	0	0.000
Sep 04, 2015	PRAIRIE VIEW A&M	*2	3	1	5	.400	2	2	1,000	0	2	7	.714
Sep 04, 2015	LAMAR	*2	2	1	5	.200	0	1	0.000	0	0	6	1,000
Sep 05, 2015	INDIANA	*2	2	1	7	.143	0	1	0.000	0	1	1	.000
Sep 08, 2015	OREGON	*1	0	0	3	.000	0	0	0.000	0	0	1	1,000
Sep 11, 2015	vs South Dakota State	*4	9	1	20	.400	1	4	.250	2	4	10	.600
Sep 11, 2015	vs Northern Illinois	*4	9	4	34	.147	0	1	0.000	2	2	9	.778
Sep 12, 2015	at Wichita State	*2	6	3	13	.231	1	1	1,000	0	2	4	.500
Sep 15, 2015	at Sam Houston State	*1	0	0	3	.000	0	1	0.000	0	0	0	0.000
Totals		25	34	21	131	.099	5	15	.333	8	12	51	.769

Sets played: 25  
Kills per set: 1.36  
Assists per set: 0.20

Service aces per set: 0.32  
Digs per set: 0.92  
Blocks per set: 0.20

Points per set: 1.78

6-1 • Fr. • HS • MB  
Baton Rouge, La.

YEAR	SP-MP	K	K/S	E	TA	PCT	A	SA	DIGS	BS-BA	BLK
2015	10-5	13	1.30	5	30	.267	0	0	2	0-7	7
CAREER	10-5	13	1.30	5	30	.267	0	0	2	0-7	7

## CAREER HIGHS

---

Kills	7 vs. Oregon, 9/8/15
-------	----------------------

Hitting Percentage	.400 vs. South Dakota State, 9/11/15
--------------------	--------------------------------------

Total Blocks 4 at Wichita State, 9/12/15

[illegible]

Sets played: 22  
Kills per set: 1.32

Digs per set: 0.27  
Blocks per set: 0.77

Points per set: 1.73



5-2 • Sr. • 3L • L/DS  
Granbury, Texas

Year	SP-MP	K	K/S	E	TA	Pct.	A	SA	Digs	BS-BA	BLK
2012	99-29	4	0.04	3	11	.091	32	18	192	0	0
2013	139-37	5	0.04	2	15	.200	152	13	548*	0-2	2
2014	126-34	3	0.02	3	17	.000	133	33	520	0-1	1
2015	25-8	0	0.00	0	6	.000	20	5	79	0-0	0
<b>CAREER</b>	<b>389-108</b>	<b>12</b>	<b>0.03</b>	<b>8</b>	<b>49</b>	<b>.082</b>	<b>337</b>	<b>69</b>	<b>1339</b>	<b>0-3</b>	<b>3</b>

## CAREER HIGHS

Assists	12 vs. Georgia State, 11/2/13
---------	-------------------------------

Aces 3. 3 Times. Last vs. UTSA, 9/5/14

Digs 37 at UT Arlington, 10/9/13

\*Texas State Record

	Occup	sp	k	e	ta	cp	a	ta	sa	se	ta	cp	re	ta	cp	ts	be	ts	the	pos	
Aug 28, 2015	at TOU	2	0	0	0	0.000	0	1	0.000	0	1	2	5.008	4	7	429	1	0	0	0	0
Aug 29, 2015	vs Arizona	2	0	0	0	0.000	0	0	0	0	0	0	3.003	0	4	100	3	0	0	0	0
Aug 30, 2015	at SMU	2	0	0	0	2.000	2	2	0.000	0	0	0	8.53	0	0	0	0	0	0	0	0
Sept 03, 2015	UTSA	5	0	0	0	2.000	6	20	3.000	0	1	19	347	2	15	867	31	0	0	0	0
Sept 04, 2015	PRIANE VIEW AM	2	0	0	0	0.000	3	6	5.001	1	0	8	1.000	0	5	100	4	0	0	0	1
Sept 05, 2015	at LANAR	2	0	0	0	0.000	4	15	0.000	0	0	0	8.18	0	0	0	0	0	0	0	0
Sept 05, 2015	INDIANA	5	0	0	0	0.000	4	15	2.67	2	0	19	1,000	1	28	964	13	0	0	0	2.0
Sept 08, 2015	OREGON	3	0	0	0	2.000	1	4	7.433	1	1	4	7.958	0	9	1000	7	0	0	0	1.0
Sept 11, 2015	vs South Dakota State	3	0	0	0	0.000	1	1	1.37	0	1	1	340	0	10	100	0	0	0	0	0
Sept 14, 2015	vs Northern Illinois	3	0	0	0	0.000	2	6	3.333	0	0	11	309	1	14	100	11	0	0	0	0
Sept 15, 2015	at Wichita State	3	0	0	0	0.000	2	0	2.000	0	1	8	875	0	12	100	7	0	0	0	0
Sept 15, 2015	at Sam Houston State	3	0	0	0	0.000	38	0.71	0	2	0	6.67	0	17	947	18	0	0	0	0	0
		38	0	0	0	0.000	38	0.71	0	2	0	6.67	0	17	947	18	0	0	0	0	0

Sets played: 38  
Kills per set: 0.00  
Assists per set: 0.79

Service aces per set: 0.13  
Digs per set: 3.37

Points per set: 0.13



5-11 • So. • TR • S  
McKinney, Texas

Year	SP-MP	K	K/S	E	TA	Pct.	A	SA	Digs	BS-BA	BLK
2015	22-8	8	0.36	3	26	.192	123	9	31	0-4	4
CAREER	22-8	8	0.36	3	26	.192	123	9	31	0-4	4

## CAREER HIGHS

Assists 46 vs. South Dakota State, 9/11/15

Aces	3, Twice, Last vs. Lamar, 9/4/15
------	----------------------------------

Digs 8 vs. South Dakota State, 9/11/15

Total Blocks	2, Twice, Last vs. oregon, 9/8/15
--------------	-----------------------------------

[illegible]

Sets played: 35  
Kills per set: 0.46  
Assists per set: 6.49

Service aces per set: 0.40  
Digs per set: 1.37  
Blocks per set: 0.37

Points per set: 1.04



6-0 • So. • TR • OH/RS  
League City, Texas

Year	SP-MP	K	K/S	E	TA	Pct.	A	SA	Digs	BS-BA	BLK
2015	7-5	9	1.29	4	23	.217	1	0	6	0-4	4
CAREER	7-5	9	1.29	4	23	.217	1	0	6	0-4	4

## CAREER HIGHS

Kills	6 vs. Prairie View A&M, 9/4/15
-------	--------------------------------

Hitting Percentage	.556 vs. Prairie View A&M, 9/4/15
--------------------	-----------------------------------

Total Blocks 4 vs. Prairie View A&M. 9/4/15

Date	Opponent	su	a	e	ts	pct	a	ts	pct	su	a	e	ts	pct	tn	a	e	ts	pct	sh	a	e	ts	pct
Aug 29, 2015	vs Arizona	1	0	0	0	.000	0	0	0.000	0	0	0	0	0.000	0	0	0	0	0.000	0	0	0	0	0.000
Aug 29, 2015	@ SMU	2	3	1	10	.000	0	0	0.000	0	0	0	1	1.000	1	2	0	.000		2	0	0	0	0.000
Sep 03, 2015	UTSA	1	0	0	0	0.000	0	0	0.000	0	0	0	0	0.000	0	0	0	0	0.000	0	0	0	0	0.000
Sep 04, 2015	PRAIRIE VIEW A&M	2	6	1	9	.556	1	1	1.000	0	0	2	1.000	0	3	1.000	1	1	0	0	0	0	0	0.000
Sep 04, 2015	LAMAR	1	0	0	0	0.000	1	1	1.000	0	1	1.000	0	0	0.000	2	0	0	0	0.000	0	0	0	0.000
Sep 12, 2015	@ Wichita State	2	3	3	11	.000	0	0	0.000	0	1	2	.500	0	6	1.000	5	0	0	0	0	0	0	0.000
Sep 12, 2015	@ Sam Houston State	2	0	1	6	.167	0	1	1.000	0	0	0	0.000	0	2	1.000	1	0	0	0	0	0	0	0.000

Sets played: 11  
Kills per set: 1.09  
Assists per set: 0.09

Digs per set: 1.09  
Blocks per set: 0.36

Points per set: 1.27



6-4 • Fr. • HS • MB  
San Angelo, Texas

Sets played: 3      Digs per set: 0.33      Points per set: 1.50  
Kills per set: 0.67      Blocks per set: 1.00

## CAREER HIGHS

Kills	2 vs. Prairie View A&M, 9/4/15
-------	--------------------------------

Total Blocks	3 vs. Prairie View A&M, 9/4/15
--------------	--------------------------------



6-3 • So. • 1L • RS  
San Angelo, Texas

Sets played: 41      Digs per set: 0.44      Points per set: 2.74  
Kills per set: 2.44      Blocks per set: 0.59  
Assists per set: 0.02

## CAREER HIGHS

Kills	20 vs. Arkansas State, 11/28/14
-------	---------------------------------

Hitting Percentage	.900 vs. Prairie View A&M, 9/4/15
--------------------	-----------------------------------

Total Blocks	6, Twice, Last vs. Indiana, 9/5/15
--------------	------------------------------------



6-1 • R-So. • TR • MB  
Rowlett, Texas

## CAREER HIGHS

---

Kills 10 vs. UTSA, 9/3/15

Hitting Percentage	.300, vs. South Dakota State, 9/11/15
--------------------	---------------------------------------

---

Aces

3 vs. UTSA, 9/3/15

Total Blocks	6, Twice, Last vs. Prairie View A&M, 9/4/15
--------------	---

Sets played: 29	Service aces per set: 0.24	Points per set: 2.76
Kills per set: 1.93	Digs per set: 0.48	
	Blocks per set: 1.07	

## CAREER HIGHS

---

Kills 10 vs. UTSA, 9/3/15

Hitting Percentage	.300, vs. South Dakota State, 9/11/15
--------------------	---------------------------------------

---

Aces

3 vs. UTSA, 9/3/15

Total Blocks	6, Twice, Last vs. Prairie View A&M, 9/4/15
--------------	---



**19 ALEX SILVER**  
E 1 • S • 1L • DS

Sets played: 25	Service aces per set: 0.08	Points per set: 0.08
Kills per set: 0.00	Digs per set: 1.96	
Assists per set: 0.36		

## CAREER HIGHS

---

Aces 2 vs. Lamar, 9/4/15

Digs 9 vs. Arizona, 8/29/15