



TEXAS STATE BASEBALL GAME NOTES



2009 & 2010 Southland
Conference Champions

Contact: Steve Appelhans, Texas State Sports Information • sa38@txstate.edu • 512-245-4387 (O) • 262-492-4498 (C)

Texas State Bobcats

Overall: 35-20 Current Streak: L1
 Southland: 24-9 Last 5 Games: 2-3
 Home: 23-8 Last 10 Games: 6-4
 Away: 12-12
 Head Coach: Ty Harrington (12th Season; 410-294)
 Assistant Coach: Derek Matlock
 Assistant Coach: Jeremy Fikac
 Assistant Coach: Jordan Kopycinski

Nicholls Colonels

Overall: 26-27 Current Streak: W3
 Southland: 15-17 Last 5 Games: 3-2
 Home: 19-12 Last 10 Games: 5-5
 Away: 6-14 Neu: 1-1
 Head Coach: Seth Thibodeaux (4th Season; 234-132-2)
 Associate Head Coach: Andy Sawyers
 Assistant Coach: Justin Seely
 Assistant Coach: Mike Clement

2011 Schedule

Date	Team	Time/Result
Feb. 18.....	Nebaska [^]	W, 7-2
Feb. 19.....	Missouri State [^]	L, 8-12
Feb. 20.....	Air Force [^]	W, 9-4
Feb. 23.....	#18 Rice.....	L, 10-11
Feb. 25.....	Akron.....	W, 2-1
Feb. 26.....	Akron.....	W, 6-3
Feb. 27.....	Akron.....	W, 12-2 (7)
Mar. 1.....	at #16 Baylor.....	W, 13-2
Mar. 4.....	at Texas A&M-Corpus Christi*.....	W, 5-3
Mar. 5.....	at Texas A&M-Corpus Christi*.....	W, 13-7
Mar. 6.....	at Texas A&M-Corpus Christi*.....	W, 14-1
Mar. 8.....	#17 Baylor.....	L, 4-6
Mar. 11.....	Houston.....	W, 2-1
Mar. 12.....	Houston.....	W, 17-15
Mar. 13.....	Houston.....	W, 11-10
Mar. 15.....	at #5 Texas.....	L, 1-3
Mar. 18.....	Sam Houston State*.....	W, 6-3
Mar. 19.....	Sam Houston State*.....	W, 5-3
Mar. 20.....	Sam Houston State*.....	W, 8-1
Mar. 22.....	at #11 TCU.....	L, 1-3
Mar. 25.....	at Lamar*.....	W, 7-1
Mar. 26.....	at Lamar*.....	L, 6-7
Mar. 27.....	at Lamar*.....	W, 9-5
Mar. 30.....	Missouri.....	L, 2-3 (11)
Apr. 1.....	Stephen F. Austin*.....	W, 10-3
Apr. 2.....	Stephen F. Austin*.....	W, 12-11
Apr. 3.....	Stephen F. Austin*.....	L, 6-7
Apr. 6.....	at #18 Arkansas.....	L, 5-6
Apr. 8.....	at Central Arkansas*.....	W, 8-3
Apr. 9.....	at Central Arkansas*.....	L, 5-6 (11)
Apr. 10.....	at Central Arkansas*.....	L, 7-13
Apr. 12.....	Houston Baptist.....	W, 3-2 (13)
Apr. 15.....	Southeastern Louisiana*.....	L, 5-8
Apr. 16.....	Southeastern Louisiana*.....	W, 4-0
Apr. 17.....	Southeastern Louisiana*.....	W, 7-5
Apr. 18.....	Texas Tech.....	L, 5-8
Apr. 21.....	at Northwestern State*.....	L, 4-7
Apr. 22.....	at Northwestern State*.....	W, 4-1
Apr. 23.....	at Northwestern State*.....	W, 16-2
Apr. 26.....	at #4 Texas.....	L, 2-0
Apr. 27.....	Prairie View.....	W, 5-1
Apr. 29.....	McNeese State*.....	W, 5-2
Apr. 30.....	McNeese State*.....	L, 2-6
May 1.....	McNeese State*.....	W, 14-7
May 6.....	UTSA*.....	W, 3-0
May 7.....	at UTSA*.....	W, 9-7
May 8.....	at UTSA*.....	W, 7-6
May 10.....	at #11 Texas A&M.....	L, 5-15
May 13.....	Nicholls*.....	W, 6-4
May 14.....	Nicholls*.....	W, 4-3
May 15.....	Nicholls*.....	W, 14-3 (7)
May 17.....	at #17 Rice.....	L, 4-6
May 19.....	at UT Arlington*.....	L, 5-6
May 20.....	at UT Arlington*.....	W, 4-2
May 21.....	at UT Arlington*.....	L, 6-9
May 25.....	Nicholls.....	7:00 p.m.

Home games in **bold**
 * Southland Conference games
 ^ Texas State Tournament games

Top-seeded Texas State Set For 2011 Southland Conference Tournament

Tournament Facts

Dates: Wednesday-Saturday, May 25-28

Teams (Records): No. 1 Texas State (35-20, 23-7 SLC), No. 2 Stephen F. Austin (34-21, 20-13), No. 3 Texas A&M-Corpus Christi (34-22, 19-14), No. 4 Southeastern Louisiana (35-20, 18-14), No. 5 Sam Houston State (34-22, 17-16), No. 6 UTSA (26-30, 16-17), No. 7 Lamar (29-25, 15-18), No. 8 Nicholls (26-27, 15-18)

Site: Bobcat Ballpark (San Marcos, Texas)

Live Video: www.southland.org

Live Stats: www.southland.org

Radio: 89.9 KTSW and www.TxStateBobcats.com/radio

In-Game Updates: Texas State Athletics Twitter Account - www.twitter.com/txstatebobcats

Texas State Athletics Facebook Account - www.facebook.com/txstatebobcats

Series History

All-Time Series

Texas State leads 43-32

Last Meeting

Date	Location	Result	Date	Location	Result
5/15/11	Home	W, 14-3	5/16/10	Away	L, 2-6
5/14/11	Home	W, 4-3	5/15/10	Away	L, 3-7
5/13/11	Home	W, 6-4	5/14/10	Away	W, 5-0
5/28/10	Neutral	W, 9-5	5/10/09	Home	W, 7-6
5/26/10	Neutral	L, 2-13	5/9/09	Home	W, 10-2

Pitching Probables

Texas State

Wednesday - Junior, RHP Mitchell Pitts **W-L** 5-2 **ERA** 3.74 **G-GS** 16-14 **IP** 89.0 **K** 65 **BB** 30

Nicholls

Wednesday - Junior, RHP Seth Webster **W-L** 6-3 **ERA** 2.54 **G-GS** 14-14 **IP** 99.1 **K** 64 **BB** 18

Texas State Projected Lineup

#	Name	Pos.	Bats	Yr.	Avg.	R	HR	RBI	SB
1.	1 Tyler Sibley	2B	R	Jr.	.346	55	5	31	18
2.	22 Bret Atwood	CF	L	Sr.	.281	42	0	19	17
3.	39 Kyle Kubitz	3B	L	Jr.	.303	48	7	55	14
4.	21 Casey Kalenkosky	1B	R	Jr.	.313	52	18	60	6
5.	29 Jeff McVaney	LF	R	Jr.	.340	49	10	43	11
6.	30 Andrew Stumph	C	R	So.	.308	28	4	36	0
7.	4 Isaac Nuti	SS	B	Jr.	.263	12	1	26	2
8.	40 Cory Falvey	DH	R	So.	.255	17	2	19	1
9.	24 Cody Gambill	RF	L	Jr.	.219	21	3	14	2

OFF THE BENCH

3	Clint Vest	IF	R	Sr.	.392	7	0	11	1
14	Joey Fuda	OF	R	Jr.	.219	16	1	13	10
13	Christian Gallegos	IF	R	So.	.224	12	0	5	2
42	Andrew Lacombe	C/OF	R	So.	.200	5	0	3	0
41	Morgan Mican	OF	L	So.	.236	7	0	2	4
2	Cody Perkins	IF	R	Fr.	.118	1	0	1	0

Following The Bobcats

Website: www.TxStateBobcats.com/baseball

Twitter: www.twitter.com/txstatebobcats

Facebook: www.facebook.com/txstatebobcats

Text Messages: www.TxStateBobcats.com/text

Texas State Starting Pitchers



**Carson
Smith**
27

Junior • TR/IL • 6-5 • 215 • R/R
Pitcher
Midland, Texas
Grayson County CC

2011: Named the Southland Conference Pitcher of the Year for the second straight season, the first Bobcat ever and just third in SLC history to win the award in back-to-back seasons ... earned three national weekly awards after striking out a career-high 14 batters over eight scoreless innings against UTSA (5/6) ... allowed just two hits against UTSA when he was also named the Southland Conference Pitcher of the Week for the third time this season ... also named Southland Conference Pitcher of the Week after he tied his then-career high with 10 strikeouts in a win against Texas A&M-Corpus Christi (3/4) ... named SLC Pitcher of the Week during the sixth week of the season ... set a new personal best for strikeouts with 13 against McNeese State (4/29) ... struck out 10 in back-to-back starts against Texas A&M-Corpus Christi and Houston ... struck out eight without allowing an earned run over seven innings against Lamar (3/25) ... also made one relief appearance when he struck out four in two innings against Nebraska.

2010: Named to the American Baseball Coaches Association South Central Region First Team, after earning Southland Conference Pitcher of the Year, Newcomer of the Year and All-Southland Conference First Team accolades ... was invited to the Team USA Trials following the season ... posted a 10-4 record and 3.10 earned run average as he struck out team-high 94 batters while throwing six complete games ... three of the complete games were shutouts to tie the team single-season record ... held opponents to a .241 batting average and a total of 11 extra-base hits ... was especially effective against right-handed batters, holding them a .216 batting average ... made 13 starts and also came out of the bullpen on 11 occasions, recording three saves in the process ... struck out a season-high 10 batters in a complete game victory against Northwestern State (4/23) ... did not allow an earned run in five consecutive appearances, including three starts, from the end of April to the middle of May ... had at least seven strikeouts on seven different occasions ... threw a two-hitter against McNeese State (5/7) while posting nine strikeouts.

Previous School: Competed one year at Grayson County College (Sherman, Texas) for head coach Dusty Hart.

High School: Letterwinner at Midland Christian under head coach Dale Redman ... named TAPPS 5A All-District Second Team in 2007 ... earned district MVP and first team all-state honors in 2008 ... also played basketball for the Mustangs and earned first team all-district honors in 2008.

Career Single-Game Highs

Innings pitched: 9.0, 3 times
Strikeouts: 14, UTSA, May 6, 2011

Career Accolades

2011 Southland Conference Pitcher of the Year
2011 All-Southland Conference First Team
2011 College Baseball Insider National Pitcher of the Week (5/11)
2011 NCBWA National Pitcher of the Week (5/10)
2011 Louisville Slugger National Player of the Week (5/9)
2011 Southland Conference Pitcher of the Week (3/7; 3/28; 5/9)
2011 Louisville Slugger Preseason All-American Third Team
2011 College Baseball Lineup Preseason All-American Third Team
2010 ABCA South Central Region First Team
2010 Southland Conference Pitcher of the Year
2010 Southland Conference Newcomer of the Year
2010 All-Southland Conference First Team

Career Stats

Year	ERA	W	L	App	GS	CG	SHO	CBO	SV	IP	H	R	ER	BB	SO
2010	3.10	10	4	24	13	6	3	1	3	104.2	93	45	36	24	94
2011	1.98	8	3	14	13	1	0	1	0	95.1	77	36	21	41	114
TOTAL	2.57	18	7	38	26	7	3	2	3	200.0	170	81	57	65	208



**Mitchell
Pitts**
17

Junior • 2L • 5-10 • 165 • R/R
Pitcher
Highland Village, Texas
Marcus HS

2011: Tossed a complete game shutout against Southeastern Louisiana (4/16) ... had his second career complete game the following week against Northwestern State (4/22) ... defeated Sam Houston State (3/19) after pitching seven innings, allowing three runs and striking out three ... set a new career high with nine strikeouts against Texas A&M-Corpus Christi (3/5) ... earned wins against Nebraska and Akron.

2010: Pitched effectively both as a starter and reliever, making 20 appearances and seven starts during the season ... compiled a 6-1 record with a 4.61 earned run average and 39 strikeouts in 54 2/3 innings of work ... allowed just three home runs ... finished the season 4-1 in games started with a 4.15 ERA ... struck out a season-high seven batters while allowing just one earned run over seven innings in first start of the season against Baylor (4/21) ... struck out four batters in two innings of relief work against Lamar (5/29) ... earned a save after pitching one scoreless inning against Houston (2/20).

2009: Made 11 appearances on the mound, all in relief ... posted a 9.69 ERA in 13 innings ... recorded 16 strikeouts in the stint, including a season-best six retired batters on strikes against UT Arlington ... allowed 14 hits and 19 runs, only 14 of which were earned ... walked just five batters and held opponents to just 14 extra base hits.


High School: Lettered at Flower Mound Marcus High School ... named all-district first team for his efforts on the mound.

Career Single-Game Highs

Innings pitched: 9.0, vs. Southeastern La., Apr. 16, 2011; 9.0, at Northwestern St., Apr. 22, 2011
Strikeouts: 9, at Texas A&M-Corpus Christi, Mar. 5, 2011

Career Stats

Year	ERA	W	L	App	GS	CG	SHO	CBO	SV	IP	H	R	ER	BB	SO
2009	9.69	0	0	11	0	0	0	0	0	13.0	28	19	14	5	16
2010	4.61	6	1	20	7	0	0	0	1	54.2	77	36	28	10	39
2011	3.74	5	2	16	14	2	1	0	0	89.0	90	43	37	30	65
TOTAL	4.54	11	3	47	21	2	1	0	1	156.2	195	98	79	45	120



**Colton
Turner**
10

Sophomore • 1L • 6-2 • 185 • L/L
Pitcher
Joshua, Texas
Joshua HS

2011: All-Southland Conference Honorable Mention ... won his first five decisions ... earned the win after tossing five innings with two earned runs allowed in first career start against Air Force ... set a career high with nine strikeouts against Texas A&M-Corpus Christi (3/6) ... held Lamar (3/27) to one earned run over 7 1/3 innings to earn his fifth win of the season.

2010: Made two appearances out of the bullpen for the Bobcats ... allowed five earned runs over one 1/3 innings of work while striking out one.

High School: Lettered three years at Joshua High School under head coach Jason Bourgeois ... helped the Owls win an District 8-4A Championship in 2008 ... earned first team all-district honors three straight seasons ... named all-county MVP and was all-state as a pitcher his senior season ... threw four no-hitters in his high school career.

Career Single-Game Highs

Innings pitched: 7.1, at Lamar, Mar. 27, 2011
Strikeouts: 9, at Texas A&M-Corpus Christi, Mar. 6, 2011

Career Accolades

2011 All-Southland Conference Honorable Mention

Career Stats

Year	ERA	W	L	App	GS	CG	SHO	CBO	SV	IP	H	R	ER	BB	SO
2010	33.75	0	0	2	0	0	0	0	0	1.1	5	6	5	3	1
2011	4.56	8	2	14	14	0	0	0	0	75.0	80	46	38	26	68
TOTAL	5.07	8	2	16	14	0	0	0	0	76.1	85	52	43	29	69

Coach Of The Year

Texas State head coach Ty Harrington was named the 2011 Southland Conference Coach of the Year this season after leading the Bobcats to its third consecutive Southland Conference Championship. He is the first coach in Texas State baseball history to be named the coach of the year more than once.

Pitcher Of The Year

Junior Carson Smith was named the Southland Conference Pitcher of the Year for the second straight season. He is the first Bobcat to earn the award more than once. He is also the first player in the Southland Conference to win the award in consecutive seasons since the 1986.

CoSIDA Academic All-America

Junior Tyler Sibley was named a CoSIDA Academic All-America Second Team infield selection this season. The second baseman has a 3.91 GPA in accounting. He is the third Texas State baseball player to earn CoSIDA Academic All-America in the programs history, joining Justin Fiske (2007) and Paul Goldschmidt (2009).

Three-peat

The Bobcats clinched their third consecutive Southland Conference regular season championship after defeating Nicholls, 4-3, in game two of a three-game set earlier this season. Texas State has the No. 1 seed going into the Southland Conference Tournament next weekend at Bobcat Ballpark.

Single-Season Home Run Record

Junior Casey Kalenkosky tied the Texas State single-season home run record against Nicholls (5/15) when he hit a two-run blast to left field for his 18th homer this season. Kalenkosky is tied with former Bobcats, Paul Goldschmidt and Luke Cannon, for the single-season record.

Career Hits Record

Senior Bret Atwood is closing in on the career record for hits at Texas State. The center fielder has 246 hits during his four-year career and is tied with Evan Tierce (2001-04) for the career record.

No. 25 Texas State

The Bobcats spent three weeks ranked No. 25 in the Baseball America Top-25 Poll. 2011 marks the third consecutive season that the Bobcats have been ranked during the season. In 2009, the Bobcats were ranked No. 25 by Collegiate Baseball, and in 2010 the Bobcats were as high as No. 29 in the Collegiate Baseball poll.

National Player Of The Week

Junior Carson Smith was named a Louisville Slugger National Player of the Week, NCBWA Pitcher of the Week and College Baseball Insider Pitcher of the Week after he struck out the leadoff batter in all eight innings he pitched en route to a career-best 14 strikeout performance against UTSA (5/6). The right-hander allowed just two hits, both singles, in his eight shutout innings on the mound as he won his seventh game of the year. Smith was also named the Southland Conference Pitcher of the Week after the performance.

Consecutive Conference Home Series Wins

Texas State has won 15 consecutive conference home series dating back to the 2009 season - the sixth longest streak of any team NCAA Division I team in the country.

John Olerud Award Watch List

Junior Jeff McVane was recently named to the John Olerud Two-Way Player of the Year Award Watch List. The award goes to the top two-way player in college baseball each season. McVane, an outfielder and closer for the Bobcats, is one of 25 players to appear on the watch list.

Consecutive Quality Starts

Junior Carson Smith has pitched 12 quality starts of at least six innings pitched with three-or-less earned runs allowed. That streak is tied for the seventh longest in the NCAA.

New Runs Scored Record

Junior Tyler Sibley took over the Texas State career record for runs scored when he came home on Kyle Kubitz's grand slam in the team's 7-6 win over UTSA on May 8. The second baseman has scored 176 runs, seven more than the previous record of

National Polls

Baseball America

1. South Carolina.....	44-12
2. Texas.....	40-13
3. Florida.....	41-15
4. Vanderbilt.....	44-9
5. Virginia.....	45-9
6. Oregon State.....	38-14
7. Florida State.....	40-15
8. Arizona State.....	38-14
9. Cal State Fullerton.....	37-14
10. Texas Christian.....	40-15
11. Georgia Tech.....	39-17
12. North Carolina.....	44-12
13. Texas A&M.....	38-18
14. Clemson.....	39-17
15. Connecticut.....	39-15
16. Rice.....	38-18
17. Miami.....	34-20
18. Oklahoma.....	40-15
19. Southern Mississippi.....	38-15
20. Arkansas.....	36-18
21. Troy.....	40-16
22. Florida International.....	37-17
23. UCLA.....	31-20
24. UC Irvine.....	37-14
25. East Carolina.....	37-18

Collegiate Baseball

1. South Carolina.....	44-12
2. Florida.....	41-15
3. Vanderbilt.....	44-9
4. Texas.....	40-13
5. Virginia.....	45-9
6. Oregon St.....	38-14
7. Texas Christian.....	40-15
8. Georgia Tech.....	39-17
9. North Carolina.....	44-12
10. Ca. St. Fullerton.....	37-14
11. Arizona St.....	38-14
12. Florida St.....	40-15
13. Texas A&M.....	38-18
14. Oklahoma.....	40-15
15. Connecticut.....	39-15-1
16. Miami, Fla.....	34-20
17. UCLA.....	31-20
18. Clemson.....	39-17
19. U.C. Irvine.....	37-14
20. Rice.....	38-18
21. Southern Miss.....	38-15
22. Arkansas.....	36-18
23. California.....	30-18
24. Coastal Carolina.....	37-18
25. Kent St.....	39-14
26. Stanford.....	30-19
27. Fresno St.....	37-14
28. St. John's.....	32-18
29. Troy.....	40-16
30. James Madison.....	37-17

National Collegiate Baseball Writers Association

1 South Carolina.....	44-12
2 Vanderbilt.....	44-9
3 Texas.....	40-13
4 Virginia.....	45-9
5 Florida.....	41-15
6 Arizona State.....	38-14
7 TCU.....	40-15
8 North Carolina.....	44-12
9 Florida State.....	40-15
10 Clemson.....	39-17
11 Cal State Fullerton.....	37-14
12 Oklahoma.....	40-15
13 Oregon State.....	38-14
14 Texas A&M.....	38-18
15 Rice.....	38-18
16 UC Irvine.....	37-14
17 Georgia Tech.....	39-17
18 Arkansas.....	36-18
19 UCLA.....	31-20
20 Stanford.....	30-19
21 Southern Miss.....	38-15
22 Connecticut.....	39-15-1
23 Miami (Fla.).....	4-20
24 Fresno State.....	37-14
25 East Carolina.....	37-18
26 Arizona.....	33-19
27 Creighton.....	39-13
28 Charlotte.....	39-14
29 California.....	30-18
30 Troy.....	40-16

Others receiving votes (listed alphabetically): Bethune-Cookman (35-22), Cal State Bakersfield (30-21), Coastal Carolina (37-18), Dallas Baptist (39-17), Elon (36-19), FIU (37-17-1), Gonzaga (31-17-1), James Madison (37-17), Kent State (39-14), LSU (36-20), Michigan State (34-19), Oklahoma State (34-21), Stetson (40-16), Stony Brook (41-10), Texas State (35-20), UCF (36-20), UNC Greensboro (34-18).

USA Today / ESPN Coaches' Poll Preseason Top 25

1 South Carolina (20)	44-12
2 Vanderbilt (7)	44-9
3 Virginia (3)	45-9
4 Texas	40-13
5 Florida	41-15
6 North Carolina (1)	44-12
7 TCU	40-15
8 Florida State	40-15
9 Arizona State	38-14
10 Oregon State	38-14
11 Cal State-Fullerton	37-14
12 Oklahoma	40-15
13 Texas A&M	38-18
14 Clemson	39-17
15 Georgia Tech	39-17
16 UC-Irvine	37-14
17 Rice	38-18
18 Arkansas	36-18
19 UCLA	31-20
20 Southern Mississippi	38-15
21 Miami (Fla.)	34-20
22 Connecticut	39-15-1
23 Fresno State	37-14
24 Stanford	30-19
25 Creighton	39-13

Others receiving votes: California (30-18) 32; Stetson (40-16) 26; Arizona (33-19) 25; Kent State (39-14) 23; Oklahoma State (34-21) 19; Stony Brook (41-10) 19; East Carolina (37-18) 16; Troy (40-16) 16; Coastal Carolina (37-18) 14; Charlotte (39-14) 12; Georgia (28-28) 10; Florida International (37-17) 9; LSU (36-20) 8; Auburn (29-27) 4; Dallas Baptist (39-17) 4; Central Florida (36-20) 3; East Tennessee State (36-19) 3; Elon (36-19) 3; Baylor (29-24) 2; Hawaii (32-23) 2; James Madison (37-17) 2; North Carolina State (33-23) 2; Jacksonville (34-20) 1; Michigan State (34-19) 1.

2011 All-Southland Conference Teams

First Team

Pos.	Name	University	Class
1B	Casey Kalenkosky	Texas State	Jr.
2B	Tyler Sibley 2	Texas State	Jr.
3B	Kyle Kubitz 2	Texas State	Jr.
SS	Jace Peterson 2	McNeese State	Jr.
C	Jarid Scarafiotti	Stephen F.Austin	Jr.
OF	Bryson Myles	Stephen F.Austin	Jr.
OF	Matt Holland	Texas A&M-Corpus Christi	Sr.
OF	Lee Orr 3	McNeese State	Jr.
DH	Chris Andreas 2	Sam Houston State	Sr.
P	Carson Smith 2	Texas State	Jr.
P	Seth Webster	Nicholls	Jr.
P	Matt Shelton	Sam Houston State	Sr.

Second Team

1B	Trey Hernandez 2	Texas A&M-Corpus Christi	Sr.
2B	Ryan Mooney	Sam Houston State	Sr.
3B	Brian Nephew	UT Arlington	Sr.
SS	Justin Boudreaux 2	Southeastern La.	Jr.
C	Andrew Stumph	Texas State	So.
OF	Jonathan Davis	Central Arkansas	Fr.
OF	Seth Granger	McNeese State	Jr.
OF	Jeff McVaney 2	Texas State	Jr.
DH	Jeremy Hill	Nicholls	Jr.
P	Tyler Watkins	Southeastern La.	Sr.
P	Brandon Efferson	Southeastern La.	Sr.
P	Jordan LeGros	McNeese State	Sr.

Third Team

1B	Ryan Hutson 3	UTSA	Sr.
2B	Brock Hebert	Southeastern La.	So.
3B	Ryan Dalton	UTSA	So.
SS	Chase Jaramillo	Nicholls	Sr.
C	Chad Comer 2	UT Arlington	Sr.
OF	Colin Bear	Northwestern State	Jr.
OF	Jeff Harkensee	Southeastern La.	Sr.
OF	Jeff Abt	Lamar	Jr.
P	Dustin Ward	Central Arkansas	Jr.
P	Luke Irvine 2	Northwestern State	Sr.
P	Blake Ford	Lamar	Sr.

2 indicates two-time all-conference selection;

3 indicates three-time all-conference selection.

Honorable Mention – First Base: Jonathan Pace, Southeastern Louisiana.
 Second Base: Ryan Walker, UT Arlington. Third Base: Renny Weber, McNeese State. Shortstop: Braeden Riley, Sam Houston State.
 Catcher: Tyler Carpenter, UTSA; Joey Latulippe, Lamar. Outfield:
 Riley Good, UTSA; Jacob Perales, Texas A&M-Corpus Christi; Ted Zentek, Lamar. Pitchers: **Colton Turner, Texas State**; Jason West, Stephen F.Austin; Casey Selsor, UTSA; Stefan Lopez, Southeastern Louisiana; Brandon Kimbrel, Sam Houston State; Jared West, Stephen F. Austin; **Jeff McVaney, Texas State**.

Player of the Year: Bryson Myles, Stephen F.Austin

Hitter of the Year: Bryson Myles, Stephen F.Austin

Pitcher of the Year: Carson Smith, Texas State

Relief Pitcher of the Year: Jordan LeGros, McNeese State

Freshman of the Year: Jonathan Davis, Central Arkansas

Newcomer of the Year: Bryson Myles, Stephen F.Austin

Coach of the Year: Ty Harrington, Texas State

Preseason SLC Polls

Coaches' Poll

1. Texas State (9)	118
2. Southeastern Louisiana (1)	99
3. Lamar (1)	96
4. Northwestern State (1)	91
5. Stephen F.Austin	82
6. McNeese State	69
7. Sam Houston State	61
8. UTSA	56
9. UT Arlington	53
10. Texas A&M-Corpus Christi	27
11. Nicholls	21
12. Central Arkansas	19

Sports Information Directors

1. Texas State (8)	112
2. Southeastern Louisiana (2)	103
3. Northwestern State (2)	97
4. Lamar	92
5. Stephen F.Austin	81
6. McNeese State	64
6. UTSA	64
8. Sam Houston State	58
9. UT Arlington	53
10. Nicholls	25
10. Texas A&M-Corpus Christi	25
12. Central Arkansas	18

() First Place Votes

Preseason SLC Teams

First Team

Pos.	Name	University	Class
1B	Trey Hernandez*	Texas A&M-Corpus Christi	Sr.
2B	Braeden Riley*	Sam Houston State	Jr.
3B	Kyle Kubitz*	Texas State	Jr.
SS	Jace Peterson* 1	McNeese State	Jr.
OF	Bret Atwood*	Texas State	Sr.
OF	Bear Comer*	Nicholls	Sr.
OF	Jeff Harkensee*	Southeastern Louisiana	Sr.
C	Aaron Munoz*	Northwestern State	Sr.
DH	Chris Andreas*	Sam Houston State	Sr.
P	Carson Smith* 1,2	Texas State	Jr.
P	Luke Irvine*	Northwestern State	Sr.
P	Tyler Herriage*	Stephen F.Austin	Sr.

Second Team

1B	Darren Crabtree*	Stephen F.Austin	Sr.
2B	Andy Mena*	Lamar	Sr.
3B	Ryan Dalton	UTSA	So.
SS	Justin Boudreaux*	Southeastern Louisiana	Jr.
OF	Garrett Smith*	Stephen F.Austin	Sr.
OF	Lee Orr*	McNeese State	Jr.
OF	Cass Hargis*	Southeastern Louisiana	Sr.
C	Chad Comer*	UT Arlington	Sr.
DH	Jeff McVaney*	Texas State	Jr.
P	Jonathan Dziedzic	Lamar	So.
P	Eric Harrington	Lamar	Jr.
P	Jaden Dillon	McNeese State	Jr.

* Returning all-conference selection

1 Preseason Third-team All-American selection by College Baseball Lineup

2 Preseason Third-team All-American selection by Louisville Slugger

169 held by Larn Randell.

New Walks Record

Junior Kyle Kubitz took over the Texas State record for career walks earlier this season in a game against Nicholls and now has 118 for his career. Kubitz surpassed both Paul Goldschmidt and Wade Haynes who each totaled 110 walks during their Bobcat careers.

CoSIDA Academic All-District

Tyler Sibley and Jeff McVaney were both named to CoSIDA Academic All-District teams this season. Sibley, an accounting major with a 3.91 GPA, earned District 6 First Team honors, while McVaney, a management major with a 3.58 GPA, earned District 6 Second Team honors.

Home Run Record

Junior Jeff McVaney tied the Texas State single-game record for home runs against McNeese State (5/1) when he blasted three homers. McVaney tied the record which is also held by Wade Haynes (1987) and Spenser Dennis (2009).

Win 400

Texas State head coach Ty Harrington won his 400th career game earlier this season when the Bobcats defeated Northwestern State, 16-2, on April 23.

Big Game

Texas State second baseman Tyler Sibley had a career game in the team's 16-2 win against Northwestern State (4/23). Sibley finished the game 3-for-4 with two home runs, five RBIs and four runs scored. The pair of home runs tied a career high, while the RBIs and runs scored were both career bests.

Home Run Differential

Texas State has hit 51 home runs this season as a team, more than double the number of homers than their opponents combined. Bobcat opponents have only hit 23 home runs this season. The differential is the sixth largest in the nation this season.

5-or-less Runs

The Bobcats are 27-4 in games when holding opponents to five runs or less.

Hitting Streak

Junior Tyler Sibley's 30-game hitting streak came to an end against Arkansas (4/6). Sibley had hit safely in all 25 games he played in this season and the last five of 2010. His streak is the longest in Texas State's history, bettering former Bobcat Jason Martinson's record of 23 games in 2010.

National Leaders

Junior Casey Kalenkosky's 18 home runs and 60 RBIs not only lead the Southland Conference, but they rank him among the national leaders. In the latest NCAA release, Kalenkosky ranked sixth in home runs and 20th in RBIs.

Series Sweeps

The Bobcats have six series sweeps so far this season, taking three-game sets against Akron, Texas A&M-Corpus Christi, Houston, Sam Houston State, UTSA and Nicholls.

National Attendance

After 14 weeks of the season, Texas State ranks among the top-50 in the nation in home attendance. Texas State has had 33,417 fans at its 31 home games thus far to rank 43rd nationally. The Bobcats had a great turnout for their season opener against Nebraska when 2,386 saw Texas State win 7-2 at Bobcat Ballpark.

Walk-Off Winners

Texas State won back-to-back games on walk-off home runs with two outs in the ninth against Houston last weekend. On Saturday, first baseman Casey Kalenkosky hit a three-run homer to lift the team to a 17-15 victory, and on Sunday, catcher Andrew Stumph hit a three-run shot to give the team an 11-10 win.

Big Comeback

Texas State had one of the biggest comebacks in its history against Houston (3/12) when the team came back from 11 runs down in the eighth inning to win. The Bobcats scored eight runs in the eighth and five in the ninth to capture the 17-15 victory.

SLC Pitcher of the Week Again

Junior Carson Smith earned his second Southland Conference Pitcher of the Week nod during the sixth week of the season after he defeated Lamar in his lone start of the week. He limited Lamar to just four hits and zero earned runs over seven innings. The right hander held the Cardinals to a .167 batting average for the game and struck out eight as he improved to 3-1 for the season.

Hitter of the Week

Junior Tyler Sibley was named the Southland Conference Hitter of the Week (3/14) after extending his hitting streak to 13 games and posting a .500 batting average over the team's four games. After beginning the week with a 3-for-5 performance against Baylor (3/8), Sibley hit a two-run inside-the-park homer against Houston on Friday (3/11) that proved to be the game winner as he drove in the only two runs of the game for Texas state. His second home run of the week came in a 3-for-6 effort on Saturday (3/12) in which he scored three runs and helped the team come back from an 11-run deficit to win. He finished the week with a 2-for-3 game on Sunday (3/13), scoring two runs and stealing his team-leading seventh base of the season.

Pitcher of the Week

Carson Smith was named the Southland Conference Pitcher of the Week for the week of March 1-6 after turning in a dominant performance against Texas A&M-Corpus Christi. Smith tied his career high with 10 strikeouts while not allowing an earned run as he defeated the Islanders 5-3 to open the weekend series. The junior right-hander from Midland, Texas (Midland Christian), pitched seven innings while allowing just four hits and one walk to earn his first victory of the season. He also lowered his season ERA to 2.63.

Johnny Bench Award Watch List

Sophomore catcher Andrew Stumph was named to the 2011 Johnny Bench Award Watch List. He is one of 41 catchers in NCAA Division I to make the list, while being one of just five sophomores included.

Big Win

Texas State handed No. 16 Baylor its worst loss in two seasons as the Bobcats defeated the Bears, 13-2, in Waco on March 1. The win for Texas State was its fourth in the last six meetings against Baylor.

Recent Success

Texas State has enjoyed two of its most successful seasons ever in recent years. In 2009, the Bobcats posted their best-ever season with a 41-17 record. Texas State followed that up last season with a 38-22 record, the team's second best record ever.

NCAA Appearances

Texas State has made four NCAA appearances in its history, its last coming in 2009 when the Bobcats earned an at-large bid to the tournament. Texas State is 3-8 all-time in NCAA Tournament games.

Bobcat Baseball Stadium

The Bobcats opened the new Bobcat Baseball Stadium in 2009 and have used their new surroundings to their advantage. Texas State went 21-5 at home last season after posting a 21-7 mark in San Marcos in 2009. This season, the Bobcats are 23-8 at home.

Grand Slams

Two Bobcats have hit their first career grand slams this season. Kyle Kubitz hit a grand slam to straight-away center field against Rice for his second home run of the year, and Isaac Nuti's grand slam against Akron was his first career home run.

Preseason All-American

Pitcher Carson Smith became the second Bobcat ever to receive a preseason All-American honor when he was named to both the Louisville Slugger and College Baseball Lineup Preseason All-American Third Team. A junior from Midland, Texas, Smith joins fellow junior Tyler Sibley as the only Bobcats to earn a preseason national accolade. Sibley was named a PING! Baseball Preseason All-American a season ago.

Preseason All-Conference

Four Bobcats received Preseason All-Southland Conference honors. Pitcher Carson Smith, outfielder Bret Atwood and third baseman Kyle Kubitz were named to the first team and designated hitter Jeff McVaney was named to the second team.

Team USA Trials

Pitcher Carson Smith was invited to the Team USA Trials over the summer following his outstanding 2010 campaign.

Record Chasing Bobcats

Below is a list of Bobcats who are chasing Texas State records

Bret Atwood

Career

Hits - 246 (Tied for 1st)
Games Played - 204 (Tied for 1st)
Runs Scored - 162 (4th)
Stolen Bases - 45 (3rd)

Casey Kalenkosky

Career

Home Runs - 18 (Tied for 10th)

Single-Season

Home Runs - 18 (Tied for 1st)
RBIs - 60 (Tied for 8th)

Kyle Kubitza

Career

RBIs - 134 (3rd)
Triples - 10 (Tied for 3rd)
Home Runs - 24 (4th)

Single-Season

Triples - 7 (Tied for 1st)
Walks - 47 (3rd)

Jeff McVaney

Career

Home Runs - 20 (Tied for 8th)
Saves - 8 (Tied for 3rd)

Single-Season

Saves - 8 (Tied for 1st)

Tyler Sibley

Career

Hits - 209 (4th)
Doubles - 39 (Tied for 3rd)
Stolen Bases - 39 (7th)
Walks - 86 (Tied for 6th)

Single-Season

Stolen Bases - 18 (Tied for 9th)

Carson Smith

Career

Innings Pitched - 200.0 (8th)
ERA - 2.57 (2nd)
Strikeouts - 208 (4th)
Shutouts - 3 (Tied for 3rd)

Single-Season

ERA - 1.98 (1st)
Strikeouts - 114 (4th)

Record Setting Bobcats

Below is a list of Bobcats who have set Texas State records this season

Bret Atwood

Career At-Bats - 747

Kyle Kubitza

Career Walks - 118

Jeff McVaney

Home Runs In A Single Game - 3 (Tied)

Tyler Sibley

Career Runs Scored - 176
Hitting Streak - 30 Games

Texas State Quick Facts

GENERAL INFORMATION

Location..... San Marcos, Texas
 Founded..... 1899
 Nickname..... Bobcats
 Colors..... Maroon and Gold
 Enrollment..... 32,586
 Affiliation..... NCAA Division I
 Conference..... Southland
 President..... Dr. Denise M. Trauth
 Athletic Director..... Dr. Larry Teis
 Sport Administrator..... Tracy Shoemake
 Faculty Representative..... Dr. Paul Gowens
 Website..... www.txstatebobcats.com
 Athletics Dept. Phone..... (512) 245-2114
 Mailing Address.....
 Darren B. Casey Athletics Administration Complex
 601 University Drive
 San Marcos, TX 78666

STADIUM INFORMATION

Home Field..... Bobcat Baseball Stadium
 Capacity..... 2,400
 Dimensions..... 330 Left - 405 Center - 330 Right
 Date Opened..... 2009
 Press Box Phone..... 512.245.5739
 Ticket Manager..... Keely Stewart
 Phone..... 512.245.2363


BASEBALL TEAM INFORMATION

2010 Record..... 38-22
 Home..... 21-5
 Away..... 13-13
 Neutral..... 4-4
 Southland Conference..... 23-10
 Letterwinners Returning/Lost..... 18/8
 Starters Returning/Lost..... 6/3
 Pitchers Returning/Lost..... 12/3
 Newcomers..... 17
 All-Time Record..... 872-686-3
 All-Time Southland Conference Record..... 357-255
 Southland Conference Championships..... 3 ('09, '10, '11)
 Southland Conference Tournament Record..... 28-25
 Southland Conference Tournament Championships..... 3 ('97, '99, '00)
 NCAA Tournament Record..... 3-8
 Last NCAA Tournament Opponent..... Army
 Result..... L, 4-7
 May 30, 2009
 NCAA Regional Championships - Austin, Texas

SPORTS INFORMATION

Assistant AD/Sports Information..... Rick Poulter
 Phone..... 512.245.2966
 E-Mail..... rpoulter@txstate.edu
 Assistant Director (Baseball Contact)..... Steve Appelhans
 Phone..... 512.245.4387
 Cell..... 262.492.4498
 E-Mail..... sa38@txstate.edu
 Assistant Director..... Denise Thompson
 Phone..... 512.245.2988
 E-Mail..... dt24@txstate.edu
 Assistant Director..... Rob Beuerlein
 Phone..... 512.245.4692
 E-Mail..... rb60@txstate.edu

Position Players (Alphabetically)



**Bret
 Atwood
 22**

Senior • 3L • 5-8 • 160 • L/L
 Outfield
 Katy, Texas
 Katy HS

2011: Rattled off hits in seven consecutive at-bats in a series against Texas A&M-Corpus Christi, finishing the final two games of the series going 7-for-8 with eight runs scored ... finished 5-for-5 in the second game of the series versus the Islanders ... was 9-for-9 in his first nine stolen base attempts.

2010: Preseason All-Southland Conference First Team selection at outfield for the second consecutive season ... finished the season with All-SLC Third Team honors after making all 60 starts for the Bobcats and hitting .346 at the plate ... had 88 hits, including 13 doubles and a triple ... scored 46 runs, totaled 36 RBIs and was successful on 12-of-15 stolen base attempts ... had just one error during the season while recording 137 putouts and three outfield assists ... led the team with 29 multi-hit games and was fifth with eight multi-RBI games ... posted the second longest hitting streak on the team at 16 games during the month of March ... finished 5-for-6 with four RBIs, three runs scored and a pair of stolen bases against Texas Tech (3/16) ... tallied two hits or more in eight consecutive games ... was 7-for-16 (.438) with three runs scored and three RBIs in a three-game series against Sam Houston State (3/19-3/21).

2009: Named Preseason All-Southland Conference First Team outfielder ... made 53 starts in 55 games at center field ... posted a .368 batting average and recorded a team-high 86 hits in 234 at-bats ... scored 59 runs and tallied 30 RBIs ... had a 16-game hitting streak between March and April ... during the streak, posted a four-hit game against Northwestern State ... in the two-game series with the Demons, went 7-for-10 at the plate, including three straight doubles in a 3-for-4 game ... knocked in a career-high four RBIs against UTSA that included his lone home run of the season ... finished with 10 doubles and five triples ... was 14-of-18 in stolen bases ... led the team with 16 sacrifice hits ... only struck out 20 times on the season ... committed just two errors with 149 putouts and five assists in the field.

2008: Played in 35 games, making 17 starts ... compiled a .268 batting average ... recorded 15 hits and scored 15 runs in 56 at-bats ... notched first career hit in 1-for-3 outing against Sam Houston State (3/28) ... backed the game with a 2-for-2 performance against the Bearkats with a pair of RBIs ... notched five RBIs for the season ... drew nine walks ... went 2-for-2 in stolen base attempts ... recorded a .979 fielding percentage, recording just one error all season ... robbed Lamar from game-ending home run in Southland Conference Tournament.

High School: Three-year letter winner at Katy High School for head coach Tom McPherson ... led the Tigers with a .442 batting average ... named All-District 18-5A First Team ... helped Katy to a 39-9 season and state semifinal appearance ... served as team captain in final season with the Tigers ... named first team all-state and all-greater Houston.

Personal: Son of Pat and Sandy Atwood ... born on February 10 ... has four brothers and one sister ... grandfather played football for the New York Giants franchise ... aunt Kareen Brattan is a Texas State graduate ... major is exercise and sport science.

Career Accolades

2010 All-Southland Conference Third Team
 2010 Preseason All-Southland Conference First Team
 2009 Preseason All-Southland Conference First Team

Year	Avg	GP	GS	AB	R	H	2B	3B	HR	RBI	BB	SO	SB	ATT
2008	.268	35	17	56	15	15	0	0	0	5	9	7	2	2
2009	.368	55	53	234	59	86	10	5	1	30	16	20	14	18
2010	.346	60	60	254	46	88	13	1	0	36	15	21	12	15
2011	.281	54	51	203	42	57	4	1	0	19	16	12	17	22
TOTAL	.329	204	181	747	162	246	27	7	1	90	56	60	45	57

Career Highs

Hits: 5 2 times
 Doubles: 3 at Northwestern State, Apr 19, 2009
 Triples: 1 7 times
 Home runs: 1 vs Lamar, May 22, 2009
 RBI: 4 2 times
 Runs: 4 3 times
 Stolen bases: 3 vs Sam Houston State (Mar 20, 2011)

Season Highs

Hits: 5 at A&M-Corpus Christi (Mar 05, 2011)
 Doubles: 1 3 times
 Triples: 1 at A&M-Corpus Christi (Mar 05, 2011)
 RBIs: 2 3 times
 Runs scored: 4 at A&M-Corpus Christi (Mar 06, 2011)
 Stolen bases: 3 vs Sam Houston State (Mar 20, 2011)



Cory Falvey

40

Sophomore • TR • 6-0 • 195 • R/R
Outfield
El Paso, Texas
Cisco JC

2011: Got his first hit with the Bobcats in a 2-for-5 performance against Akron (2/27) ... went 2-for-4 with four RBIs and two runs scored against Baylor (3/1) ... hit first home run of the season against Stephen F.Austin (4/2).

Previous School: Played at Cisco Junior College under head coach David White where he earned all-conference first team honors.

High School: Attended Socorro High School in El Paso where he played for head coach Chris Forbes ... earned all-state honors first team along with being named all-district first team ... led the Bulldogs finish with a 29-4 record while setting the school's home run record.

Personal: Son of Victor and Diane Falvey ... born on May 9 ... has two siblings, Kyle and Ryan ... major is exercise and sports science.

Year	Avg	GP	GS	AB	R	H	2B	3B	HR	RBI	BB	SO	SB	ATT
2011	.255	33	25	94	17	24	3	1	2	19	11	32	1	1
TOTAL	.255	33	25	94	17	24	3	1	2	19	11	32	1	1

Career Highs

Hits: 2 5 times
Doubles: 1 3 times
Triples: 1 at Lamar (Mar 27, 2011)
Home Runs: 1 vs Stephen F.Austin (Apr 2, 2011)
RBIs: 4 2 times
Runs scored: 2 3 times

Season Highs

Hits: 2 5 times
Doubles: 1 3 times
Triples: 1 at Lamar (Mar 27, 2011)
Home Runs: 1 vs Stephen F.Austin (Apr 2, 2011)
RBIs: 4 2 times
Runs scored: 2 3 times



Joey Fuda

14

Junior • TR • 6-0 • 175 • R/R
Outfield
Katy, Texas
Navarro College

2011: Went 1-for-3 with an RBI in his first game against Nebraska (2/18) ... finished 2-for-3 with two RBIs, one run scored and a double against Akron (2/27) ... went 2-for-5 with a career-high three RBIs against Texas A&M-Corpus Christi (3/6).

Previous School: Played two seasons for head coach Whoa Dill at Navarro College ... earned freshman of the year honors in his first season.

High School: Attended Katy High School and played for head coach Tom McPherson ... earned all-district honors as a senior ... also played on the state championship-winning football team.

Personal: Son of Frank and Rita Fuda ... born on May 5 ... major is business.

Year	Avg	GP	GS	AB	R	H	2B	3B	HR	RBI	BB	SO	SB	ATT
2011	.219	43	26	105	16	23	3	0	1	13	13	27	10	13
TOTAL	.219	43	26	105	16	23	3	0	1	13	13	27	10	13

Career Highs

Hits: 2 6 times
Doubles: 1 3 times
Home Runs: 1 vs Nicholls (May 15, 2011)
RBIs: 3 at A&M-Corpus Christi (Mar 06, 2011)
Runs scored: 1 16 times
Stolen bases: 2 at Central Arkansas (Apr 10, 2011)

Season Highs

Hits: 2 6 times
Doubles: 1 3 times
Home Runs: 1 vs Nicholls (May 15, 2011)
RBIs: 3 at A&M-Corpus Christi (Mar 06, 2011)
Runs scored: 1 16 times
Stolen bases: 2 at Central Arkansas (Apr 10, 2011)



Christian Gallegos

13

Sophomore • IL • 6-1 • 170 • R/R
Infield
Corpus Christi, Texas
Moody HS

2011: went 1-for-4 with one RBI and one run scored against Air Force (2/20) ... finished 2-for-4 against Rice (2/23).

2010: Played in 17 games, making six starts at second base and one at third base ... hit .250 for the season with six hits in 24 at-bats ... totaled five runs scored and one RBI during the season ... made first start of the season against Southeastern Louisiana (4/17), finishing 2-for-5 with a run scored ... finished 1-for-1 with four walks, three runs scored and a stolen base against Prairie View A&M (5/18).

High School: Three-year letterwinner at Foy H. Moody High School playing for head coach and father, Corky Gallegos ... helped the Trojans to a 40-3 record his senior season ... three-time all-state honoree ... earned all-metro Newcomer of the Year in 2007 ... also a member of the MHS Texas State Championship Team the same season ... earned state all-tournament honors in 2007, as well ... garnered Louisville Slugger All-American recognition ... lettered in track and football at MHS ... claimed district championship in long jump ... also named all-district quarterback.

Personal: Son of Diana Garza and Corky and Veronica Gallegos ... born on January 7 ... has two sisters, Bianca and Eva ... uncles, Luis Lopez (MLB) and Sammy Garza (NFL), played sports professionally ... major is exercise and sport science.

Year	Avg	GP	GS	AB	R	H	2B	3B	HR	RBI	BB	SO	SB	ATT
2010	.250	17	7	24	5	6	0	0	0	1	5	5	1	1
2011	.224	24	19	58	12	13	0	0	0	5	4	11	2	2
TOTAL	.232	41	26	82	17	19	0	0	0	6	9	16	3	3

Career Highs

Hits: 2 4 times
RBI: 1 6 times
Runs scored: 3, Prairie View A&M, May 18, 2010
Stolen bases: 1 3 times

Season Highs

Hits: 2 3 times
RBIs: 1 5 times
Runs scored: 2 at UTSA (May 7, 2011)
Stolen bases: 1 2 times



Cody Gambill

24

Junior • 2L • 5-10 • 195 • L/R
 Outfield
 Allen, Texas
 Allen HS

2011: Finished 2-for-3 with two home runs, three runs scored and three RBIs against Houston (3/13) ... was 3-for-4 with three RBIs against Baylor (3/1) ... finished 2-for-2 with two runs scored, two RBIs and a triple against Lamar (3/25).

2010: Redshirt season.

2009: Made five starts while playing in 16 games ... led Texas State at the plate against Baylor with a 3-for-3 outing including two runs scored and three RBIs ... earned back-to-back starts following that performance and went 3-for-6 in the pair of games ... finished the season with 10 hits in 28 at-bats for a .357 batting average ... tallied eight RBIs and was 1-for-1 in stolen base attempts.

2008: Played in 13 games with seven starts ... recorded three hits, all in one game as he had his first career hit against Texas Pan-American (4/16) ... belted a home run while going 3-for-3 with two RBIs and a pair of runs scored ... recorded four walks ... scored seven runs, including a pair against Baylor (4/23) ... posted a .167 batting average.

High School: Earned three letters in football and baseball at Allen High School ... competed for head coach Paul Pool on the diamond ... named All-District 9 First Team, all-area and all-state ... selected to the North Texas All-Star and THSBCA teams ... was an honorable mention for the Louisville Slugger award ... finished senior season with .510 batting average with nine home runs, 40 RBIs and 15 stolen bases ... played football for head coach Tom Westerberg at free safety where he was selected to Oil Bowl All-Star squad and earned first team all-county, all-area and all-state honors ... named team's defensive player of the year.

Personal: Son of Terry and Cindy Gambill ... born June 3... has two siblings, Chase and Kayce ... major is exercise and sport science.

Year	Avg	GP	GS	AB	R	H	2B	3B	HR	RBI	BB	SO	SB	ATT
2008	.167	13	7	18	7	3	0	0	1	2	4	8	0	0
2009	.357	16	5	28	4	10	1	0	0	8	7	7	1	1
2011	.219	39	29	96	21	21	0	1	3	14	28	24	2	2
TOTAL	.239	68	41	142	32	34	1	1	4	24	39	39	3	3

Career Highs

Hits: 3 4 times
 Doubles: 1 Houston Baptist, Apr 07, 2009
 Triples: 1 at Lamar (Mar 27, 2011)
 Home runs: 2 Houston, Mar 13, 2011
 RBI: 3 3 times
 Runs scored: 3 Houston, Mar 13, 2011
 Stolen bases: 1 at Baylor (Mar 01, 2011)

Season Highs

Hits: 3 at Baylor (Mar 01, 2011)
 Doubles: 3 vs. Sam Houston St (Mar 20, 2011)
 Triples: 1 at Lamar (Mar 27, 2011)
 Home runs: 2 vs Houston (Mar 13, 2011)
 RBIs: 3 at Baylor (Mar 01, 2011)
 3 vs Houston (Mar 13, 2011)
 Runs scored: 3 vs Houston (Mar 13, 2011)
 Stolen bases: 1 at Baylor (Mar 01, 2011)



Casey Kalenkosky

21

Junior • TR • 6-0 • 195 • R/R
 Infield
 San Antonio, Texas
 Cisco JC

2011: Has hit two home runs in two games this season, including a game against Houston (3/12) in which he was 3-for-6 with seven RBIs and a walk-off homer to win the game ... also hit two homers against Sam Houston State (3/20) and finished with four RBIs ... went 3-for-4 with a home run and three RBIs ... had 19 RBIs in a nine-game stretch to begin March.

Previous School: Played for two seasons at Cisco Junior College under head coach David White, earning most valuable player honors for the conference in addition to all-American recognition.

High School: Attended John Marshall High School in San Antonio and played for head coach Bruce Holmes.

Personal: Son of Tony and Della Kalenkosky ... born on October 28 ... major is accounting.

Career Accolades

2011 All-Southland Conference First Team

Year	Avg	GP	GS	AB	R	H	2B	3B	HR	RBI	BB	SO	SB	ATT
2011	.313	55	54	208	52	65	14	0	18	60	23	43	6	6
TOTAL	.313	55	54	208	52	65	14	0	18	60	23	43	6	6

Career Highs

Hits: 3 8 times
 Doubles: 2 at Baylor (Mar 01, 2011)
 Home runs: 2 vs Houston (Mar 12, 2011)
 2 vs Sam Houston St (Mar 20, 2011)
 RBIs: 7 vs Houston (Mar 12, 2011)
 Runs scored: 3 3 times
 Stolen bases: 1 4 times

Season Highs

Hits: 3 8 times
 Doubles: 2 at Baylor (Mar 01, 2011)
 Home runs: 2 vs Houston (Mar 12, 2011)
 2 vs Sam Houston St (Mar 20, 2011)
 RBIs: 7 vs Houston (Mar 12, 2011)
 Runs scored: 3 3 times
 Stolen bases: 1 4 times



Kyle Kubitz

39

Junior • 2L • 6-4 • 190 • L/R
Infield
Colleyville, Texas
Colleyville Heritage HS

2011: Finished 2-for-5 with a grand slam, five RBIs and two runs scored against Rice (2/23) ... went 2-for-3 with four runs scored and two RBIs against Texas A&M-Corpus Christi (3/6) ... had a nine-game hitting streak between the end of February and beginning of March.

2010: Named to the All-Southland Conference First Team along with earning Southland Conference All-Tournament Team accolades ... tied for the team lead with 11 home runs while also leading the club in doubles (20) and finishing third in batting average (.354) ... had a team-high 60 runs scored in addition to knocking in 58 RBIs, the second most on the team ... took the most walks on the team (37) which helped lead to a team-best .450 on-base percentage ... slugged .603 for the season while starting all 60 games primarily at third base ... was successful in 6-for-8 stolen base attempts ... notched a team-high 16 multiple RBI games, including seven games with at least three runs batted in ... had two-or-more hits in 26 games, including a 5-for-5 performance with a double, three RBIs and three runs scored against Prairie View A&M (5/18) ... went 3-for-5 with a home run, stolen base and four RBIs against Texas A&M-Corpus Christi (3/6) ... finished 4-for-5 with four doubles, three RBIs and two runs scored against Stephen F. Austin (4/3).

2009: Made 28 starts and played in 42 games at third base ... ended the season batting .300 and posted a .510 slugging percentage ... hit six home runs, including a pair of blasts in Texas State's meeting with McNeese State, finishing 2-for-4 with a career-high four RBIs ... collected 21 RBIs on 30 hits ... walked 34 times ... was 7-for-8 in stolen base attempts.

High School: Earned baseball letters at Colleyville Heritage High School, playing under head coach Alan McDougal ... helped lead the Panthers to a 17-12 record in 2008 ... earned second team all-district honors in 2007 ... landed a spot on the first team in 2008.

Personal: Son of Dan and Terry Kubitz ... born on July 15 ... major is exercise and sports science.

Career Accolades

- 2011 All-Southland Conference First Team
- 2010 All-Southland Conference First Team
- 2010 Southland Conference All-Tournament Team


Year	Avg	GP	GS	AB	R	H	2B	3B	HR	RBI	BB	SO	SB	ATT
2009	.300	42	28	100	23	30	1	1	6	21	34	22	7	8
2010	.354	60	60	229	60	81	20	2	11	58	37	42	6	8
2011	.303	55	55	198	48	60	11	7	7	55	47	44	14	17
TOTAL	.324	157	143	527	131	171	32	10	24	134	118	108	27	33

Career Highs

Hits: 5 Prairie View A&M, May 18, 2010
Doubles: 4 at Stephen F. Austin, Apr 03, 2010
Triples: 1 10 times
Home runs: 2 Baylor, Apr 21, 2010; McNeese State, Apr 24, 2009
RBI: 5 3 times
Runs scored: 4 at A&M-Corpus Christi (Mar 06, 2011)
Stolen bases: 2 3 times

Season Highs

Hits: 3 5 times
Doubles: 1 11 times
Triples: 1 7 times
Home runs: 1 7 times
RBIs: 5 2 times
Runs scored: 4 at A&M-Corpus Christi (Mar 06, 2011)
Stolen bases: 2 2 times



Andrew Lacombe

42

Sophomore • 1L • 6-0 • 200 • R/R
Catcher/Infield/Outfield
Southlake, Texas
Southlake HS

2011: Had a career-high three hits and two RBIs in a 3-for-5 performance against Sam Houston State (3/20) ... went 2-for-2 with three runs scored and a double against Akron (2/27).

2010: Played in 11 games, making four starts between designated hitter and the outfield ... finished the season hitting .167 with three hits, two runs scored and one RBI ... recorded first career RBI in first game against Houston (2/19) ... finished 1-for-2 with a run scored against Houston Baptist (4/27).

High School: Letterman at Southlake Carroll High School under head coach Larry Hughes ... earned all-district and all-state honors ... named District 6-5A Offensive Player of the Year.

Personal: Son of Lawrence and Raphael Lacombe ... born on September 27 ... has 10 siblings: Danielle, Jacob, Sarah, Mary, Bethany, Hannah, Caleb, Josiah, Joel and Gloria ... major is finance.

Year	Avg	GP	GS	AB	R	H	2B	3B	HR	RBI	BB	SO	SB	ATT
2010	.167	11	4	18	2	3	0	0	0	1	3	7	0	0
2011	.200	18	10	40	5	8	1	0	0	3	5	7	0	0
TOTAL	.190	29	14	58	7	11	1	0	0	4	8	14	0	0

Career Highs

Hits: 3 vs Sam Houston St (Mar 20, 2011)
Doubles: 1 vs Akron (Feb 27, 2011)
RBI: 2 vs Sam Houston St (Mar 20, 2011)
Runs scored: 3 Akron (Feb 27, 2011)

Season Highs

Hits: 3 vs Sam Houston St (Mar 20, 2011)
Doubles: 1 vs Akron (Feb 27, 2011)
RBIs: 2 vs Sam Houston St (Mar 20, 2011)
Runs scored: 3 vs Akron (Feb 27, 2011)



Jeff McVaney

29

Junior • 2L • 6-2 • 210 • R/L
Outfield/Pitcher
Houston, Texas
Strake Jesuit HS

2011: Hit a career-high three home runs against McNeese State (5/1), tying the Texas State single-game record ... had a career-high four hits in a 4-for-6 performance with four RBIs and three runs scored against Houston (3/12) ... stole three bases against Sam Houston State (3/19) ... went 2-for-5 with a home run, three runs scored and two RBIs against Houston (3/13) ... has also saved six games as the Texas State closer.

2010: Earned All-Southland Conference Second Team honors as a designated hitter, while also collecting Southland Conference All-Tournament Team recognition to close the season ... played both as a designated hitter and pitcher, making 23 appearances on the mound after playing in 45 games ... on the mound, led the team with a 1.75 ERA in 25 2/3 innings pitched ... recorded 16 strikeouts and allowed just five earned runs while holding opponents to a .261 batting average ... held left-handed batters to a .212 batting average ... made 10 consecutive appearances without allowing an earned run between April and May ... struck out a career-high four batters in two 2/3 innings against Nicholls (5/28) ... at the plate, finished fourth on the team with a .350 batting average and third with 10 home runs ... slugged a team-best .633 while recorded 16 doubles and two triples ... added 46 runs scored and 44 RBIs ... struck out just 16 times in 177 at-bats ... finished the season with 19 multiple hit games and 10 multiple RBI games ... went 3-for-4 with a home run, double, three runs scored and five RBIs against Central Arkansas (4/9) ... had two multiple home run games, the first in a 3-for-4 effort against McNeese State (5/7) and the second against UT Arlington (5/29).

2009: Provided solid left-handed relief in 12 appearances ... pitched seven 2/3 innings with six strikeouts ... went three straight appearances without allowing a run ... allowed 12 earned runs on the season with 20 hits for a 14.09 ERA.

High School: Three-year letter winner in baseball and football ... three-time All-District 17-5A honoree in the outfield and on the mound ... competed for head coach Raul Garcia-Remeau ... also named all-city and all-state ... Dave Campbell's Texas Football Top 300 recruit ... rushed for over 2,000 yards in three-year career.

Personal: Son of John and Stacey McVaney ... born on January 16 ... father played baseball for the Baltimore Orioles ... brother plays baseball at University of Texas-Dallas ... major is management.

Career Accolades

- 2011 All-Southland Conference Second Team
- 2011 John Olerud Two-Way Player of the Year Watch List
- 2011 CoSIDA Academic All-District Second Team
- 2010 All-Southland Conference Second Team
- 2010 Southland Conference All-Tournament Team


Year	Avg	GP	GS	AB	R	H	2B	3B	HR	RBI	BB	SO	SB	ATT
2010	.350	45	44	177	46	62	16	2	10	44	13	16	1	2
2011	.340	55	55	200	49	68	8	1	10	43	33	34	11	16
TOTAL	.345	100	99	377	95	130	24	3	20	87	46	50	12	18

Career Highs

Hits: 4 2 times
Doubles: 2 3 times
Triples: 1 3 times
Home runs: 3 vs. McNeese State (May 1, 2011)
RBI: 5 2 times
Runs scored: 4 vs. McNeese State (May 1, 2011)
Stolen bases: 3 vs. Sam Houston St (Mar 19, 2011)

Season Highs

Hits: 4 2 times
Doubles: 1 5 times
Triples: 1 vs. Southeastern La. (Apr 17, 2011)
Home runs: 3 vs. McNeese State (May 1, 2011)
RBIs: 4 at A&M-Corpus Christi (Mar 06, 2011)
4 vs. Houston (Mar 12, 2011)
Runs scored: 4 vs. McNeese State (May 1, 2011)
Stolen bases: 3 vs. Sam Houston St (Mar 19, 2011)



Morgan Mickan

41

Sophomore • TR • 6-2 • 195 • L/R
Outfield
Georgetown, Texas
University of Texas

2011: Finished 3-for-5 against Sam Houston State (3/20).

Previous School: Played for Texas and head coach Augie Garrido.

High School: Earned three letters as an outfielder for head coach Danny Wallace at Georgetown High School ... named all-state third team as a senior while setting school records for runs (46) and stolen bases (29) ... batted .400 with 12 doubles, a school-record 39 RBIs and a .562 on-base percentage as a junior, earning All-District 14-5A honors.

Personal: Son of Danny and Penny Mickan ... born on January 13 ... has two siblings, Madison and Murphy ... major is undecided.

Year	Avg	GP	GS	AB	R	H	2B	3B	HR	RBI	BB	SO	SB	ATT
2011	.236	28	15	55	7	13	1	0	0	2	7	17	4	4
TOTAL	.236	28	15	55	7	13	1	0	0	2	7	17	4	4

Career Highs

Hits: 3 vs. Sam Houston St (Mar 20, 2011)
Doubles: 1 vs. Texas Tech (Apr 18, 2011)
RBIs: 1 2 times
Runs scored: 1 2 times
Stolen bases: 1 4 times

Season Highs

Hits: 3 vs. Sam Houston St (Mar 20, 2011)
Doubles: 1 vs. Texas Tech (Apr 18, 2011)
RBIs: 1 2 times
Runs scored: 1 2 times
Stolen bases: 1 4 times



Isaac Nuti

4

Junior • TR • 5-11 • 175 • S/R
Infield
Brenham, Texas
Blinn College

2011: Went 5-for-7 with a grand slam and eight RBIs in the final two games of the series (2/26-2/27) ... went 1-for-2 with a double, two RBIs and two runs scored against Sam Houston State (3/18).

Previous School: Played for head coach Harvey McIntyre for two seasons at Blinn College ... named first team all-region in 2010 after hitting .391 and stealing 13 bases ... hit a home run in his first collegiate at-bat.

High School: Attended Brenham High School in Burton, Texas where he played for head coach Jim Long ... named the district newcomer of the year as a sophomore ... all-district first team as a sophomore, junior and senior ... graduated third in a class of 324 students.

Personal: Son of Lou and Betty Nuti ... born on July 13 ... has two older siblings, Adam and Ellen ... major is engineering.

Year	Avg	GP	GS	AB	R	H	2B	3B	HR	RBI	BB	SO	SB	ATT
2011	.263	44	36	118	12	31	4	0	1	26	15	24	2	4
TOTAL	.263	44	36	118	12	31	4	0	1	26	15	24	2	4

Career Highs

Hits: 3 vs. Akron (Feb 26, 2011)
Doubles: 1 4 times
Home runs: 1 vs. Akron (Feb 27, 2011)
RBIs: 5 vs. Akron (Feb 27, 2011)
Runs scored: 2 2 times
Stolen bases: 1 2 times

Season Highs

Hits: 3 vs. Akron (Feb 26, 2011)
Doubles: 1 4 times
Home runs: 1 vs. Akron (Feb 27, 2011)
RBIs: 5 vs. Akron (Feb 27, 2011)
Runs scored: 2 2 times
Stolen bases: 1 2 times



Cody Perkins

2

Freshman • HS • 5-10 • 180 • R/R
Infield
Kingwood, Texas
Kingwood HS

2011: Had first career hit, RBI and run scored against Northwestern State (4/22) in his first start of his career.

High School: Attended Kingwood High School where he played for head coach Kelly Mead ... led his team to a 27-7 record and undefeated mark in the district as a senior while earning all-district second team honors at shortstop ... a preseason all-greater Houston first team selection before senior season ... all-district second team at third base as a junior ... played in the Sunbelt Classic following sophomore season ... named academic all-district ... also played football.

Personal: Son of Chris and Brenda Perkins ... born on July 10 ... major is undecided.


Year	Avg	GP	GS	AB	R	H	2B	3B	HR	RBI	BB	SO	SB	ATT
2011	.118	8	4	17	1	2	0	0	0	1	0	4	0	0
TOTAL	.118	8	4	17	1	2	0	0	0	1	0	4	0	0

Career Highs

Hits: 1 at Northwestern State (Apr 22, 2011)
RBIs: 1 at Northwestern State (Apr 22, 2011)
Runs scored: 1 at Northwestern State (Apr 22, 2011)

Season Highs

Hits: 1 at Northwestern State (Apr 22, 2011)
RBIs: 1 at Northwestern State (Apr 22, 2011)
Runs scored: 1 at Northwestern State (Apr 22, 2011)



Tyler Sibley

1

Junior • 2L • 5-10 • 160 • R/R
Infield
Frisco, Texas
Frisco HS

2011: Named the Southland Conference Hitter of the Week for the fourth week of the season ... had a 30 game hitting streak to begin the season, dating back to the last five games on 2010 ... had a two home run game against Northwestern State (4/23) in which he set career highs with five RBIs and four runs scored ... went 3-for-4 with two RBIs and one run scored against Missouri State (2/19) ... hit an inside-the-park home run against Houston (3/12) ... went 3-for-6 with a home run and double against Houston (3/13).

2010: Preseason All-Southland Conference First Team selection at outfield ... earned Southland Conference All-Tournament Team honors ... started 43 of the 47 games played in between second base and the outfield ... hit .304 (51-for-168) for the season with an on-base percentage of .406 ... tied for fourth on the team with 14 doubles ... was successful in 7-of-8 stolen base attempts ... one of the toughest Bobcats to strike out, finishing the season with just 10 strikeouts in 203 plate appearances ... ended the year with 44 runs scored, 21 RBIs, two triples and one home run ... took 25 walks throughout the season, the third most on the team ... reached base on four of his five pinch hit at-bats ... went 2-for-4 with a home run and a season-high four RBIs against Houston (2/21) ... scored nine runs during the team's final five games while posting a .529 batting average (9-for-17) during that span.

2009: Named Louisville Slugger Freshman All-American ... also earned Preseason All-American honors ... ended the 2009 season on the All-Southland Conference Second Team ... batted .359 with 84 hits, including a 12-game hitting streak ... collected a career-high four hits on three occasions ... of the 84 hits, 27 went for extra bases, including 10 home runs ... scored 77 runs to set the single-season record for Texas State and the Southland Conference ... had 38 RBIs with a .577 slugging percentage ... hit by pitch 18 times ... went 14-for-18 in stolen base attempts ... played and started in 55 games.

High School: Named District 9-4A Newcomer of the Year as a sophomore at Frisco High School ... followed the season as a unanimous All-District 9-4A First Team pick at shortstop ... capped his prep school career with the repeat honor, along with claiming district MVP honors ... led the district in all offensive categories: .422 batting average, eight doubles, three triples, six home runs and 21 RBIs ... concluded his senior season 29-of-30 in stolen base attempts for a three-year tally of 52-for-53.

Personal: Son of Tim and Sherril Sibley... born on April 6 ... father played basketball at Oklahoma State ... major is accounting.

Career Accolades

- 2011 All-Southland Conference First Team
- 2011 CoSIDA Academic All-America Second Team
- 2011 CoSIDA Academic All-District First Team
- 2011 Southland Conference Hitter of the Week (3/14)
- 2010 Preseason All-Southland Conference First Team
- 2010 Southland Conference All-Tournament Team
- 2010 PING! Baseball Preseason All-American Third Team
- 2009 Louisville Slugger Freshman All-American
- 2009 Baseball America Freshman All-American Second Team
- 2009 All-Southland Conference Second Team

Year	Avg	GP	GS	AB	R	H	2B	3B	HR	RBI	BB	SO	SB	ATT
2009	.359	55	55	234	77	84	13	4	10	38	26	16	14	18
2010	.304	47	43	168	44	51	14	2	1	21	25	10	7	8
2011	.346	52	52	214	55	74	12	2	5	31	35	15	18	22
TOTAL	.339	154	150	616	176	209	39	8	16	90	86	41	39	48

Career Highs

Hits: 4 3 times
Doubles: 2 2 times
Triples: 1 7 times
Home runs: 2 2 times
RBI: 5 at Northwestern State (Apr, 23, 2011)
Runs scored: 4 at Northwestern State (Apr, 23, 2011)
Stolen bases: 2 5 times

Season Highs

Hits: 3 8 times
Doubles: 1 9 times
Triples: 1 at Lamar (Mar 26, 2011)
Home runs: 2 at Northwestern State (Apr, 23, 2011)
RBIs: 5 at Northwestern State (Apr, 23, 2011)
Runs scored: 4 at Northwestern State (Apr, 23, 2011)
Stolen bases: 2 2 times



Andrew Stumph

30

Sophomore • IL • 6-0 • 215 • R/R
Catcher
Katy, Texas
Katy HS

2011: Named to the Johnny Bench Award watch list ... finished 4-for-4 against Nicholls (5/15) for his third four-hit game of the season ... went 4-for-4 with an RBI against Houston (3/11) ... hit a walk-off home run to beat Houston (3/12) in a 2-for-2 performance with three RBIs and two runs scored ... finished 3-for-5 with two RBIs and one run scored against Lamar (3/25).

2010: Played in 54 games for the Bobcats, starting 46 of those contests primarily at catcher ... finished the season with a .277 batting average (51-for-184), five home runs, five doubles, two triples, 36 RBIs and 24 runs scored ... had 266 putouts and 15 assists defensively with just five errors ... hit .307 against right-handed pitchers ... hit a grand slam and finished the game with five RBIs against Penn State (3/12) ... had three straight multiple-hit games in early April, culminating in a 2-for-4 game with three RBIs and a double against Central Arkansas (4/9) ... went 4-for-5 with a home run, triple, two runs scored and an RBI against Texas A&M-Corpus Christi (3/7).

High School: Lettered four years at Katy High School under head coach Tom McPherson ... named All-Greater Houston Co-Newcomer of the Year in 2006 ... set KHS record with 51 RBIs the same season ... earned back-to-back all-district first team honors the following years ... three-time all-state honoree and all-American honorable mention in 2008 and 2009 ... named 2009 district MVP.

Personal: Son of Janet Morrow and Joe Stumph ... born on October 26 ... major is exercise and sports science.

Career Accolades

2011 All-Southland Conference Second Team
2011 Johnny Bench Award Watch List

Year	Avg	GP	GS	AB	R	H	2B	3B	HR	RBI	BB	SO	SB	ATT
2010	.277	54	46	184	24	51	5	2	5	36	7	25	0	0
2011	.308	52	51	201	28	62	9	0	4	36	13	29	0	0
TOTAL	.294	106	97	385	52	113	14	2	9	72	20	54	0	0

Career Highs

Hits: 4 4 times
Doubles: 1 13 times
Triples: 1 2 times
Home runs: 1 9 times
RBI: 5 Penn State, Mar 12, 2010
Runs scored: 3 vs. Stephen F. Austin (Apr 2, 2011)

Season Highs

Hits: 4 3 times
Doubles: 1 8 times
Home runs: 1 4 times
RBIs: 3 2 times
Runs scored: 3 vs. Stephen F. Austin (Apr 2, 2011)



Clint Vest

3

Senior • 3L • 5-9 • 150 • R/R
Infield
Sugar Land, Texas
Elkins HS

2011: Finished 3-for-4 with a career-high four RBIs against Nicholls (5/15) on Senior Day after starting at DH ... went 2-for-2 with a double and run scored against Sam Houston State (3/19).

2010: Led the team with a .375 batting average, totaling 39 hits in 104 at-bats, and a .445 on-base percentage ... played in 38 games, making 29 starts primarily at second base ... finished the season with 19 runs scored, four doubles and 11 RBIs ... finished the season strong with multiple hits in three of the team's final four games, helping him earn Southland Conference All-Tournament Team honors ... went 2-for-4 with an RBI in his first start of the season at second base ... had three hits in four at-bats with a double, three runs scored and an RBI against Houston Baptist (4/27).

2009: Made two starts in his nine appearances on the field ... started in two games against Southland-foe Texas A&M-Corpus Christi ... hit .083 for the season ... went 1-for-2 with a run scored and an RBI against Prairie View A&M ... was hit by a pitch once.

2008: Redshirt season.

2007: Saw action in 11 games ... recorded first RBI of the season against Texas Southern (2/16) ... scored first career run against UTSA (5/24) ... ended the season with a perfect 1.000 fielding percentage.

High School: Earned three letters under head coach Rick Carpenter at Elkins High School ... saw time at middle infield and pitched ... led the team to a 23-8 mark his senior year at EHS ... garnered 20-5A All-District honors, helping the Knights to the 2006 district title.

Personal: Son of Matt and Melanie Vest ... born on Dec. 26 ... has two younger siblings, Drew and Will ... major is undecided.

Career Accolades

2010 Southland Conference All-Tournament Team

Year	Avg	GP	GS	AB	R	H	2B	3B	HR	RBI	BB	SO	SB	ATT
2009	.083	9	2	12	2	1	0	0	0	1	0	0	0	0
2010	.375	38	29	104	19	39	4	0	0	11	12	12	0	3
2011	.392	22	13	51	7	20	2	0	0	11	1	6	1	1
TOTAL	.359	69	44	167	28	60	6	0	0	23	13	18	1	4

Career Highs

Hits: 3 4 times
Doubles: 1 5 times
RBI: 4 vs. Nicholls (May 15, 2011)
Runs scored: 3 Houston Baptist, Apr 27, 2010

Season Highs

Hits: 3 vs. Nicholls (May 15, 2011)
Doubles: 1 2 times
RBIs: 4 vs. Nicholls (May 15, 2011)
Runs scored: 2 vs. Nicholls (May 15, 2011)
Stolen bases: 1 vs. Prairie View A&M (Apr. 27, 2011)

The Bullpen (Alphabetically)



Dylan Adamek
9

Junior • TR • 5-11 • 185 • R/R
Pitcher
Pasadena, Texas
San Jacinto CC

2011: Pitched 5 1/3 innings without allowing an earned run during March ... earned first win in a relief appearance against Houston (3/12).

Previous School: Played at San Jacinto Community College under head coach Tom Arrington ... helped team advance to back-to-back Junior College World Series appearances ... team finished with a 48-12 record as a freshman and 52-10 record as a sophomore ... pitched 26 innings out of the bullpen, compiling a 2-2 record and 2.08 ERA.

High School: Attended Pasadena Memorial High School where he played for head coach Mike Morgan ... helped team win two district championships ... unanimous all-district first team selection as a pitcher and also earned second team all-Houston recognition ... compiled an 8-2 record and 1.20 ERA on the mound.

Personal: Son of Larry and Lori Adamek ... born on September 26 ... major is exercise and sport science.

Year	ERA	W	L	App	GS	CG	SHO	CBO	SV	IP	H	R	ER	BB	SO
2011	4.82	2	2	10	0	0	0	0	1	9.1	8	6	5	5	8
TOTAL	4.82	2	2	10	0	0	0	0	1	9.1	8	6	5	5	8

Career Highs

Innings pitched: 2.0, Missouri (Mar 30, 2011)
Strikeouts: 2, 2 times

Season Highs

Innings pitched: 2.0, Missouri (Mar 30, 2011)
Strikeouts: 2, 2 times



Travis Ballew
18

Sophomore • IL • 6-0 • 160 • R/R
Pitcher
Rockwall, Texas
Rockwall HS

2011: Won his first career start against Baylor (3/1) ... set career highs with five innings pitched and five strikeouts against Texas Tech (4/18) ... matched his last career highs against No. 4 Texas (4/26) when he went five innings without allowing a run.

2010: Made 12 appearances on the mound in relief, recording 15 2/3 innings pitched ... finished the season with a 0-0 record and 6.89 ERA while recording 11 strikeouts ... only allowed one extra-base hit, a double, during the season ... held right-handed batters to a .239 batting average ... pitched two scoreless innings against Houston Baptist (4/27) while striking out a season-high four batters.

High School: Lettered two years at Rockwall High School under head coach Jeff Payne ... member of the 2008 RHS regional quarterfinalist team ... helped lead the team to a 26-5 record in 2009 ... earned District 10-4A Most Valuable Player and second team all-area honors ... recorded 97 strikeouts in his senior season ... posted a 1.48 career ERA.

Personal: Son of Sammy and Kathy Ballew ... born on May 1 ... has one brother, Cole ... major is exercise and sport science.

Career Stats

Year	ERA	W	L	App	GS	CG	SHO	CBO	SV	IP	H	R	ER	BB	SO
2010	6.89	0	0	12	0	0	0	0	0	15.2	20	13	12	9	11
2011	5.56	3	2	19	6	0	0	0	0	45.1	43	34	28	23	45
TOTAL	5.90	3	2	31	6	0	0	0	0	61.0	63	47	40	32	56

Career Highs

Innings pitched: 5.0, 2 times
Strikeouts: 5, 2 times

Season Highs

Innings pitched: 5.0, 2 times
Strikeouts: 5, 2 times



Brian Borski
31

Senior • 3L • 6-1 • 195 • R/R
Pitcher
Houston, Texas
St. Thomas HS

2010: Started 12 games on the mound and made 14 total appearances for the Bobcats ... finished the season with a 1-8 record and a 7.74 ERA in 54 2/3 innings of work ... struck out 39 batters and allowed 24 walks ... induced 65 groundouts compared to 49 fly outs ... began the season with a win at Houston (2/21), allowing just four hits and two runs while striking out a season-high six batters ... allowed just two runs over six 1/3 innings pitched with three strikeouts against Texas A&M (3/30).

2009: Sunday starter for Texas State making 14 starts in 15 appearances ... had a 3.71 ERA in 85 innings pitched ... went 7-3 on the year ... had two eight-inning outings on the mound, the first of which earned the right-hander a win against Texas A&M-Corpus Christi after holding the opponent to five hits and just one unearned run with four strikeouts ... second came in a 10-2 victory over Nicholls, holding the Colonels to seven hits and two runs with a pair of strikeouts ... struck out a career-high seven batters to open the season against Siena before finishing the season with 49 strikeouts.

2008: Was one of the top relievers for the Bobcats after making 20 appearances, compiling a 6.25 ERA ... made first appearance at Houston (2/26), pitching one inning with two strikeouts ... pitched two solid frames against Sam Houston State (3/30) in a 13-6 win ... notched season-high strikeout tally of three against UT-Pan American (4/15), tossing three innings in the 11-7 win over the Broncs ... earned career-start against Rice (5/06) when he pitched 4.0 innings, surrendering just four hits and two earned runs ... final start came against Baylor (5/13) as he posted a career-high four 1/3 innings on the mound ... tallied 31 2/3 total innings for the season ... allowed 36 hits with 22 earned runs ... notched 17 strikeouts.

High School: Four-year letterman at St. Thomas High School under the guidance of head coach Ken Schulte ... earned all-district and all-state MVP honors ... led the Eagles to a state championship appearance.

Personal: Son of Kenneth and Valerie Borski ... born on April 13 ... has one sister, Christi ... major is business.

Career Highs

Innings pitched: 8.0, 3 times
Strikeouts: 7, vs Siena, Feb 22, 2009

Season Highs

Innings pitched: 1.2, Houston (Mar 13, 2011)

Career Stats

Year	ERA	W	L	App	GS	CG	SHO	CBO	SV	IP	H	R	ER	BB	SO
2008	6.25	0	2	20	2	0	0	0	0	31.2	36	27	22	20	17
2009	3.71	7	3	15	14	1	0	0	0	85.0	100	48	35	36	49
2010	7.74	1	8	14	12	0	0	0	0	54.2	90	51	47	24	39
2011	11.25	0	1	4	0	0	0	0	0	4.0	8	5	5	3	1
TOTAL	5.60	8	14	53	28	1	0	0	0	175.1	234	131	109	83	106



Joseph Dvorsky 35

Senior • TR/IL • 6-2 • 195 • R/R
Pitcher
Waco, Texas
McLennan CC

2011: Earned first career save against Akron (2/25) ... struck out a career-high three batters against Air Force (2/20) ... six-for-six in save opportunities this season ... pitched a career-high four innings with a personal-best five strikeouts against Houston Baptist (4/12).

2010: Made two appearances out of the bullpen for the Bobcats.

Previous School: Competed at McLennan Community College for head coach Pete Mejia as a member of the starting rotation for two seasons ... helped MCC to a regional berth as a sophomore.

High School: Earned four letters at Waco Reicher Catholic High School under head coach David Wrzesinski ... helped lead the team to a state championship in 2006 ... named all-district, all-state, 4A tournament MVP and *Waco Tribune Herald* Super Centex as a senior ... played his summer baseball with the Waco Storm coached by Todd Haney ... also earned three letters in football and one in basketball ... member of the football 4A state championship winning team in 2004.

Personal: Son of Joseph and Mary Dvorsky ... born on September 19 ... has one brother, Justin, and one sister, Katelyn ... major is business management.

Year	ERA	W	L	App	GS	CG	SHO	CBO	SV	IP	H	R	ER	BB	SO
2010	54.00	0	0	2	0	0	0	0	0	0.2	5	5	4	0	0
2011	3.26	2	0	21	0	0	0	0	6	30.1	34	13	11	10	32
TOTAL	4.35	2	0	23	0	0	0	0	6	31.0	39	18	15	10	32

Career Highs

Innings pitched: 4.0, vs. Houston Baptist, Apr 12, 2011
Strikeouts: 5, 2 times

Season Highs

Innings pitched: 4.0, vs. Houston Baptist, Apr 12, 2011
Strikeouts: 5, 2 times



Kyle Finnegan 15

Freshman • HS • 6-1 • 165 • R/R
Pitcher
Kingwood, Texas
Kingwood HS

2011: Pitched one inning without allowing an earned run against Baylor (3/1).

High School: Attended Kingwood High School and played for head coach Kelly Mead ... earned all-district first team honors while helping his team to a 27-7 mark as a senior and a district championship ... played in the HABCA All Star Game.

Personal: Son of William and Kelly Finnegan ... born on September 4 ... major is business.


Year	ERA	W	L	App	GS	CG	SHO	CBO	SV	IP	H	R	ER	BB	SO
2011	6.10	1	0	7	1	0	0	0	0	10.1	13	9	7	3	4
TOTAL	6.10	1	0	7	1	0	0	0	0	10.1	13	9	7	3	4

Career Highs

Innings pitched: 3.0, vs. Prairie View A&M, Apr 27, 2011
Strikeouts: 1, 4 times

Season Highs

Innings pitched: 3.0, vs. Prairie View A&M, Apr 27, 2011
Strikeouts: 1, 4 times



Scott Grist 36

Freshman • HS • 6-3 • 165 • R/R
Pitcher
Sugar Land, Texas
Kempner HS

High School: Attended Kempner High School where he played for head coach J.D. Sellers ... led his team to a 26-10 record and second place finish in the district as a senior ... finished senior season with a 6-2 record, three saves and 53 strikeouts in 42 1/3 innings on the mound ... had a 13 strikeout performance over six innings while allowing just one hit in a game as a junior ... named all-district second team two seasons and also earned all-Houston honors third team ... also competed in golf and bowling.

Personal: Son of Steve and Cathy Grist ... born on May 31 ... major is undecided.

Year	ERA	W	L	App	GS	CG	SHO	CBO	SV	IP	H	R	ER	BB	SO
2011	7.71	0	1	2	0	0	0	0	0	2.1	6	5	2	2	2
TOTAL	7.71	0	1	2	0	0	0	0	0	2.1	6	5	2	2	2

Career Highs

Innings pitched: 1.1, Missouri State, Feb 19 2011
Strikeouts: 1, 2 times

Season Highs

Innings pitched: 1.1, Missouri State, Feb 19 2011
Strikeouts: 1, 2 times



Donnie Hart

6

Freshman • HS • 5-11 • 180 • L/L
Pitcher
Katy, Texas
Seven Lakes HS

2010: Redshirt season.

High School: Lettered three years at Seven Lakes High School under head coach Chad Payne ... earned newcomer of the year honors in 2007 ... two-time all-district first team selection in his following two seasons ... helped the Spartans to a 22-18 finish in 2009.

Personal: Son of David and Kathi Hart ... born on September 6 ... has two sisters, Donna and Tammie ... major is criminal justice.

Year	ERA	W	L	App	GS	CG	SHO	CBO	SV	IP	H	R	ER	BB	SO
2011	0.00	0	0	4	0	0	0	0	0	3.0	3	0	0	3	2
TOTAL	0.00	0	0	4	0	0	0	0	0	3.0	3	0	0	3	2

Career Highs

Innings pitched: 1.0, 3 times
Strikeouts: 1, 2 times

Season Highs

Innings pitched: 1.0, 3 times
Strikeouts: 1, 2 times



Tyler King

11

Junior • TR • 6-2 • 205 • L/L
Pitcher
Duncan, Okla.
Howard JC

2011: Did not allow a run during first six appearances of the season ... struck out a career-high four batters against Akron (2/25).

Previous School: Played for Howard Junior College and head coach Britt Smith ... helped team to a 45-10 record and fifth place finish in the region ... earned first team all-region accolades as a pitcher.

High School: Attended Duncan High School in Duncan, Okla., where he played for head coach Darren Briggs ... led team to a 33-10 record and fourth place finish in the state as a senior while earning co-player of the year honors in the district ... earned district pitcher of the year accolades following junior season ... named district newcomer of the year as a sophomore ... also played football.

Personal: Son of Dwain and Dodie King ... born on August 26 ... has three siblings: Dustin, Brandon and Regan ... brother, Dustin, played in the minor leagues for the Baltimore Orioles ... major is exercise and sport science.


Year	ERA	W	L	App	GS	CG	SHO	CBO	SV	IP	H	R	ER	BB	SO
2011	2.93	1	0	15	0	0	0	0	0	15.1	10	6	5	10	12
TOTAL	2.93	1	0	15	0	0	0	0	0	15.1	10	6	5	10	12

Career Highs

Innings pitched: 2.1, Houston, Mar 12, 2011
Strikeouts: 4, Akron, Feb 25, 2011

Season Highs

Innings pitched: 2.1, Houston, Mar 12, 2011
Strikeouts: 4, Akron, Feb 25, 2011



Hunter Lemke

12

Freshman • HS • 6-0 • 165 • R/R
Pitcher
Cypress, Texas
Cypress Falls HS

High School: Attended Cypress Falls High School under head coach Carl McClosky ... led the Golden Eagles to a 28-6 record while earning all-district first team honors as a pitcher ... finished the season with 118 strikeouts in 66 innings on the mound with a 1.87 ERA ... also had a .413 batting average with five home runs at the plate.

Personal: Son of Scott and Missie Lemke ... born on December 23 ... has three siblings: Haylie, Ryan and Jason ... major is undecided.

Year	ERA	W	L	App	GS	CG	SHO	CBO	SV	IP	H	R	ER	BB	SO
2011	3.27	1	0	11	0	0	0	0	0	11.0	12	9	4	3	10
TOTAL	3.27	1	0	11	0	0	0	0	0	11.0	12	9	4	3	10

Career Highs

Innings pitched: 1.2, 2 times
Strikeouts: 2, 2 times

Season Highs

Innings pitched: 1.2, 2 times
Strikeouts: 2, 2 times



Jim McGonigle

38

Senior • TR • 6-3 • 210 • R/R
Pitcher
Houston, Texas
University of New Orleans

Previous School: Played at the University of New Orleans under head coach Tom Walter, helping the team win a 2007 Sun Belt Conference championships.

High School: Attended Second Baptist High School where he earned all-state first team recognition as a pitcher ... also earned state all-tournament first team honors ... helped Second Baptist to a Texas 4A Baseball State Championship, pitching a shutout in the championship game.

Personal: Son of Ellen Maxey and Richard McGonigle ... born on July 2 ... has one brother, Mark ... major is undecided.

Year	ERA	W	L	App	GS	CG	SHO	CBO	SV	IP	H	R	ER	BB	SO
2011	16.20	0	0	3	0	0	0	0	0	1.2	4	3	3	2	2
TOTAL	16.20	0	0	3	0	0	0	0	0	1.2	4	3	3	2	2

Career Highs

Innings pitched: 1.0, Missouri State, Feb 19, 2011
Strikeouts: 2, Baylor, Mar 8, 2011

Season Highs

Innings pitched: 1.0, Missouri State, Feb 19, 2011
Strikeouts: 2, Baylor, Mar 8, 2011



Jeff McVaney 29

Junior • 2L • 6-2 • 210 • R/L
Outfield/Pitcher
Houston, Texas
Strake Jesuit HS

For more notes, see position player profile

Year	ERA	W	L	App	GS	CG	SHO	CBO	SV	IP	H	R	ER	BB	SO
2009	14.09	0	0	12	0	0	0	0	0	7.2	20	12	12	7	6
2010	1.75	2	0	23	1	0	0	0	0	25.2	24	11	5	12	16
2011	2.14	1	1	14	0	0	0	1	8	21.0	21	6	5	9	20
TOTAL	3.64	3	1	49	1	0	0	1	8	54.1	65	29	22	28	42

Career Accolades

2011 All-Southland Conference Honorable Mention

Career Highs

Innings pitched: 3.0, at Central Arkansas, Apr 9, 2011
Strikeouts: 4, Nicholls, May 28, 2010

Season Highs

Innings pitched: 3.0, at Central Arkansas, Apr 9, 2011
Strikeouts: 3, vs. Southeastern La., Apr 17, 2011



Fielding Pittman 7

Senior • TR/IL • 5-10 • 180 • R/R
Pitcher
Dallas, Texas
Howard JC

2011: Allowed just two earned runs during an 11-appearance stretch from February to March ... won first game of the season against Sam Houston State (3/18).

2010: Made 27 appearances out of the bullpen for the Bobcats, finishing the season with a 4.55 ERA over 31 2/3 innings pitched and a perfect 3-0 record ... struck out 13 batters and closed out one game with a save ... held opponents to a .227 batting average, the lowest mark for any pitcher on the team ... did not allow a run in seven consecutive appearances during the middle of the season, giving up just five hits during that span ... was especially tough on left-handed batters, holding them to a .108 batting average (4-for-37).

2009: Saw limited action on the mound, making two appearances in relief before redshirting ... had a one-inning stay against Prairie View A&M, allowing three hits and one earned run ... finished the season with a 27.00 ERA.

Previous School: Competed two years under head coach Britt Smith at Howard College.

High School: Earned four letters pitching at Lake Highlands High School for head coach Jay Higgins ... named second team all-district in his freshman and sophomore season ... named first team all-district in his junior season ... claimed District 9-5A MVP and all-state honors his senior year with the Wildcats ... played summer league with coach Rusty Hill, helping the team to the Connie Mack World Series two consecutive seasons.

Personal: Son of Roseanne McAdams and Michael Pittman ... born on May 8 ... major is business management.


Year	ERA	W	L	App	GS	CG	SHO	CBO	SV	IP	H	R	ER	BB	SO
2009	27.00	0	0	2	0	0	0	0	0	1.0	5	3	3	0	0
2010	4.55	3	0	27	0	0	0	0	1	31.2	27	18	16	7	13
2011	3.25	2	2	30	0	0	0	0	0	36.0	42	17	13	9	21
TOTAL	4.19	5	2	59	0	0	0	0	1	68.2	74	38	32	16	34

Career Highs

Innings pitched: 2 times
Strikeouts: 3, 2 times

Season Highs

Innings pitched: 3.1, at Central Arkansas (Apr 9, 2011)
Strikeouts: 3, at A&M-Corpus Christis, Mar 5, 2011



Garrett Shepperd 26

Sophomore • 1L • 6-2 • 200 • R/R
Pitcher
Georgetown, Texas
Georgetown HS

2010: Made seven appearances on the mound, all out of the bullpen ... pitched in eight 1/3 innings while recording seven strikeouts ... had a 9.72 earned run average after allowing nine earned runs ... began the season with two scoreless innings against Penn State (3/13) in which he had a season-high four strikeouts.

High School: Lettered at Georgetown High School under head coach Danny Wallace ... earned 2009 District 16-5A Most Valuable Player honors ... named all-district first team and all-Centex pitcher ... also earned all-state honorable mention ... competed on the Texas team in the Sunbelt Tournament in 2009 ... named North Central Texas All-Star ... played summer league with the Austin Wings, helping them to a National Championship in 2008, coached by James Ellison, Marcus Hendry and Chris Coy.

Personal: Son of Greg and Shari Shepperd ... born on January 4 ... has one sister, Casey ... major is engineering.


Year	ERA	W	L	App	GS	CG	SHO	CBO	SV	IP	H	R	ER	BB	SO
2010	9.72	0	0	7	0	0	0	0	0	8.1	14	10	9	5	7
2011	9.00	0	0	10	0	0	0	0	0	6.0	7	6	6	5	12
TOTAL	9.42	0	0	17	0	0	0	0	0	14.1	21	16	15	10	19

Career Highs

Innings pitched: 4.0, vs Nicholls, May 26, 2010
Strikeouts: 4, 2 times

Season Highs

Innings pitched: 2.0, Houston Baptist, Apr 12, 2011
Strikeouts: 4, Houston Baptist, Apr 12, 2011



Ty Harrington

Head Coach
12th Season
410-294
Texas '89

Since taking over the baseball program in 2000, head coach Ty Harrington has built Texas State into an annual contender both regionally and on the national stage. The 2009 Southland Conference Coach of the Year, Harrington has won at least 29 games while posting a winning record in conference play during each of his 11 seasons at the helm of the Bobcats. The winningest coach in Texas State baseball history, Harrington has led the Bobcats to back-to-back Southland Conference championships (2009 and 2010), two NCAA Regional Tournament appearances (2000 and 2009) and a program record for most wins in a season in 2009.

Entering his 12th season at Texas State, Harrington sports a 375-274 all-time record, including a 201-112 record during Southland Conference play. He has helped produce 55 all-conference selections, and 23 of Harrington's players have been chosen in the Major League Baseball Draft.

Last season, Harrington led the Bobcats to a 38-22 record and 23-10 mark in the SLC as the team captured its second consecutive conference regular season title. Carson Smith was named the SLC Pitcher of the Year and Newcomer of the Year while being one of six Bobcats to earned all-Southland Conference accolades.

In 2010, Harrington led the Bobcats to a 41-17 overall season, marking the most wins in a single-season for the baseball program. Texas State finished 21-7 against Southland Conference opponents, en route to their first-ever SLC regular season championship. Harrington garnered the 2009 SLC Coach of the Year

Harrington's Year-By-Year Record

Year	Overall	Conference	Postseason Finish
2000	34-29	16-11	NCAA Regionals
2001	36-22	15-11	SLC Tournament
2002	36-24	14-13	SLC Tournament
2003	30-28	19-7	SLC Tournament
2004	32-26	16-10	SLC Tournament
2005	32-26	15-12	SLC Tournament
2006	29-30	20-10	SLC Tournament
2007	37-23	20-10	SLC Tournament
2008	30-27	19-11	SLC Tournament
2009	41-17	24-7*	NCAA Regionals
2010	38-22	23-10*	SLC Tournament
2011	35-20	24-9	
Totals:	409-292	224-119	(11+ years)

* Southland Conference Champions

honors after the successful run as Texas State received an at-large bid to the NCAA Regional Championship Tournament. The first-ever at-large bid for the baseball program, the Bobcats earned the No. 2 seed in the region to compete in Austin against with Texas, Army and Boston College.

Harrington not only produced a successful team, but the success of his individual players was unprecedented in 2009 as well. Kane Holbrooks, Paul Goldschmidt and Tyler Sibley became the first-ever all-Americans for the Texas State baseball program. Holbrooks and Goldschmidt earned three all-America honors, while Sibley was named to the Louisville Slugger Freshman All-American team. Seven Bobcats were named All-Southland Conference, as Goldschmidt was named Southland Conference Player of the Year, Hitter of the Year and Student-Athlete of the Year. Holbrooks was named the SLC Pitcher of the Year and Keith Prestridge earned SLC Newcomer of the Year honors.

In 2007, Harrington coached his squad to a 37-23 record, a then-best mark of his career. Texas State opened the season with an 8-3 win over Oklahoma and returned to Bobcat Field for a 3-2 upset of No. 1 Rice in front of a record crowd.

In 2006, Texas State defeated three teams that made appearances in the 2005 College World Series (Texas, Nebraska and Baylor), and Texas State's final victory of the season over Lamar marked Harrington's 200th win of his career. The win made Harrington one of just two coaches with 200-or-more wins as the Bobcats' skipper. Harrington reached the milestone in his sixth season, one year soon than former Texas State head coach Steve Prentice who earned his 200th victory in the fifth game of his seventh season as Bobcats' coach.

In 2004, Texas State defeated No. 16 Texas A&M during the regular season and played 14 games against ranked opponents, finishing with a 32-26 overall mark and a 16-10 record in the Southland Conference.

The 2003 campaign was a successful one, as the Bobcats finished second overall in the league standings, just one game behind regular season champion Lamar. Texas State posted a 30-28 overall record and a 19-7 Southland Conference mark as the team earned wins over defending national champion Texas and preseason top-25 selection, Baylor.

In 2002, Harrington led the Bobcats to a 36-24 record, the second most wins at the time posted in a season by a Texas State baseball team in 17 years. His club collected 10 wins against nationally-ranked teams, including a 2-0 shutout in Austin against the eventual national champion Texas Longhorns.

Prior to taking command of Texas State's baseball program, Harrington served as the head coach at Blinn Junior College in Brenham, Texas in 1999. In his one season with the Buccaneers, Harrington guided them to a 36-22 record and advanced to the Region XIV NJCAA Championship.

From 1995-98, Harrington served as the head coach at Northeast Texas Community College in Mount Pleasant, Texas.

In his first season, the Eagles finished with a 37-12 record, and in 1996, Harrington led the team to a 48-18 overall record while capturing the NJCAA National Championship. Along with the championship title, Harrington received NJCAA Coach of the Year honors.

In his four years at the helm of the Northeast Texas CC program, Harrington recorded a .705 winning percentage, winning 165 of 234 games. While at NTCC, Harrington also assisted in the development of an academic accountability system that resulted in a team grade point average higher than 3.00 for three consecutive years.

Harrington began his coaching career at the University of Texas, where he served as a student coach and graduate assistant coach from 1988-1991. He then moved to Jonesboro, Arkansas as an assistant coach at Arkansas State. Harrington helped the Indians establish several school records, including most wins in a single season. In 1994, Arkansas State won the Sun Belt Conference Championship and made an appearance in the NCAA Regional Tournament.

During his playing days, Harrington was a two-year letterman at the University of Texas where he played in the Longhorn infield under collegiate coaching legend Cliff Gustafson. Harrington was a member of Texas teams that advanced to the College World Series in Omaha, Nebraska in 1984, 1985 and 1987. He also served as team captain on the 1987 Longhorn squad.

Harrington is married to the former Leila Baggett. The couple resides in San Marcos with their three daughters: Melaine, Emma and Alle.

Milestone Victories

Victory	Opponent	Score	Date
1	Lubbock Christian	4-0	2/2/2000
100	Nicholls	4-1	4/27/2002
200	Lamar	5-1	5/20/2005
300	Texas A&M-Corpus Christi	7-4	2/27/2009
400	Northwestern State	16-2	4/23/2011

Texas State's All-Time Coaching Records

Coach	Overall Record	Conference Record
Ty Harrington (2000-11)	410-294	225-121
Howard Bushong (1994-99)	181-172	85-72
Steve Prentice (1987-93)	222-157-3	61-68
Jay Jeffrey (1985-86)	60-52	20-18
All-Time Record	873-675-3	391-279

Texas State Pitching/Miscellaneous Records as of 5/23/11

Single-Season Individual Records

APPEARANCES

- 34, Tyler Brundridge, 2009
- 32, Justin Fiske, 2006
- 32, Chad Massengale, 2000
- 30, Fielding Pittman, 2011**
- 30, Garret Carruth, 2010
- 30, Jason Baca, 2007
- 30, Eric Weaver, 2007
- 28, Chris Hill, 2005
- 28, Garrett Sherrill, 1999
- 27, Fielding Pittman, 2010
- 27, Aaron Taylor, 2008
- 27, Mike Huddleston, 1999

WINS

- 12, William Brunson, 1992
- 11, Bobby Sawicki, 2002
- 11, Blake Williams, 2000
- 10, Carson Smith, 2010
- 10, Kane Holbrooks, 2009
- 10, Scott Moore, 2006
- 10, Jason Divin, 1996
- 10, Darren Dreyer, 1990
- 9, Zach Tritz, 2008
- 9, Justin Fiske, 2007
- 9, Scott Linebrink, 1997

INNINGS PITCHED

- 129.2, Blake Williams, 2000
- 118.1, Bobby Sawicki, 2002
- 113.1, Tom Robbins, 2004
- 111.2, Justin Fiske, 2007
- 111.1, Corey Ehlers, 1997
- 111.1, Scott Linebrink, 1997
- 110.2, Paul Schappert, 2003
- 108.1, William Brunson, 1992
- 108.1, Darren Dreyer, 1990
- 106.1, Jason Divin, 1996

EARNED RUN AVERAGE

(min. 50 innings pitched)

- 1.98, Carson Smith, 2011**
- 2.01, Justin Fiske, 2007
- 2.07, Darren Dreyer, 1991
- 2.10, Brandon Hankins, 2003
- 2.51, Darren Dreyer, 1992
- 2.56, Justin Fiske, 2006
- 2.70, Tom Robbins, 2003
- 2.77, Kenny Reese, 1987
- 2.92, Blake Williams, 2000
- 3.05, Steve Flowers, 1986

STRIKEOUTS

- 127, Blake Williams, 2000
- 124, Bobby Sawicki, 2002
- 118, Scott Moore, 2006
- 114, Carson Smith, 2011**
- 110, Justin Fiske, 2007
- 102, Scott Linebrink, 1997
- 102, William Brunson, 1992
- 101, Darren Dreyer, 1990
- 96, Jack Ford, 1992
- 95, Tony Valle, 1989
- 94, Carson Smith, 2010
- 89, Mike Hart, 2008
- 87, Mike Hart, 2007
- 83, Jeremy Fikac, 1998
- 82, Brandon Hankins, 2003

COMPLETE GAMES

- 11, Darren Dreyer, 1990
- 10, Blake Williams, 2000
- 10, Jason Divin, 1996
- 10, Pete Dressen, 1986
- 10, Sean Snedeker, 1985
- 9, Darren Dreyer, 1992
- 8, William Brunson, 1992
- 7, Bobby Sawicki, 2002
- 7, Jason Divin, 1997
- 7, Tony Valle, 1989

SHUTOUTS

- 3, Carson Smith, 2010
- 3, Tom Robbins, 2004
- 3, Blake Williams, 2000
- 3, Corey Ehlers, 1997
- 2, Justin Fiske, 2007
- 2, Stephen Smith, 1995
- 2, Corey Ehlers, 1994
- 2, Kevin Kirkpatrick, 1994
- 2, Adam Hillman, 1993
- 2, Darren Dreyer, 1992
- 2, Jack Ford, 1992
- 2, Darren Dreyer, 1990

SAVES

- 8, Jeff McVaney, 2011**
- 8, Stephen Smith, 1996
- 7, Justin Fiske, 2006
- 7, Glenn Serviente, 1989
- 6, Joseph Dvorsky, 2011**
- 6, Michael Russo, 2009
- 6, Cory Covert, 2001
- 6, Garrett Sherrill, 2000
- 5, Garret Carruth, 2010
- 5, Josh Walter, 2008
- 5, Eric Weaver, 2007
- 5, Dominic Ramos, 2004

Career Individual Records

APPEARANCES

- 83, Jason Baca, 2004-07
- 77, Michael Gultz, 2001-04
- 70, Dickie Gonzalez, 1999-02
- 67, Paul Schappert, 2001-04
- 66, Corey Ehlers, 1994-97
- 60, Bobby Sawicki, 2001-05
- 59, Blake Williams, 1998-00
- 59, Fielding Pittman, 2009-11**
- 58, Scott Sherrill, 1996-98
- 58, Kenny Reese, 1986-89

WINS

- 26, Corey Ehlers, 1994-97
- 26, Darren Dreyer, 1990-92
- 24, Kenny Reese, 1986-89
- 23, Bobby Sawicki, 2001-05
- 20, Paul Schappert, 2001-04
- 20, William Brunson, 1991-92
- 19, Mike Hart, 2006-08
- 19, Blake Williams, 1998-00
- 18, Carson Smith, 2010-11**
- 17, Zach Tritz, 2008-09
- 17, Jacob Casanova, 1999-02
- 17, Jason Divin, 1996-97

INNINGS PITCHED

- 360.1, Corey Ehlers, 1994-97
- 329.1, Bobby Sawicki, 2001-05
- 312.1, Paul Schappert, 2001-04
- 281.1, Blake Williams, 1998-00
- 270.0, Darren Dreyer, 1990-92
- 233.2, Kenny Reese, 1986-89
- 202.1, Jacob Casanova, 1999-02
- 200.0, Carson Smith, 2010-11**
- 198.2, Jason Divin, 1996-97
- 195.2, Steven Siers, 2005-08
- 191.0, William Brunson, 1991-92
- 186.2, Tom Robbins, 2003-04
- 185.0, Mike Hart, 2006-08
- 175.2, Scott Moore, 2005-06
- 174.2, Brian Borski, 2008-11**

EARNED RUN AVERAGE

(min. 100 innings pitched)

- 2.21, Justin Fiske, 2006-07
- 2.57, Carson Smith, 2010-11**
- 2.73, Darren Dreyer, 1990-92
- 2.84, Jason Baca, 2004-07
- 2.99, Brandon Hankins, 2002-03
- 3.09, Tom Robbins, 2003-04
- 3.38, Mike Hart, 2006-07
- 3.59, Scott Moore, 2005-06
- 3.77, Corey Ehlers, 1994-97
- 3.86, Bobby Sawicki, 2001-05

STRIKEOUTS

- 241, Bobby Sawicki, 2001-05
- 233, Darren Dreyer, 1990-92
- 227, Mike Hart, 2006-08
- 208, Carson Smith, 2010-11**
- 206, Corey Ehlers, 1994-97
- 203, Blake Williams, 1998-00
- 191, William Brunson, 1991-92
- 188, Scott Moore, 2005-06
- 181, Justin Fiske, 2006-07
- 181, Paul Schappert, 2001-04
- 167, Kenny Reese, 1986-89
- 155, Tom Robbins, 2003-04
- 146, Tony Valle, 1987-89
- 128, Glenn Jacobs, 1990-91
- 126, Jason Baca, 2004-07

COMPLETE GAMES

- 28, Darren Dreyer, 1990-92
- 17, Jason Divin, 1996-97
- 15, Pete Dressen, 1985-86
- 14, Corey Ehlers, 1994-97
- 14, William Brunson, 1991-92
- 13, Blake Williams, 1998-00
- 12, Bobby Sawicki, 2001-05
- 10, Glenn Jacobs, 1990-91
- 10, Tony Valle, 1987-89
- 10, Kenny Reese, 1986-89

SHUTOUTS

- 7, Darren Dreyer, 1990-92
- 7, Corey Ehlers, 1994-97
- 3, Carson Smith, 2010-11**
- 3, Tom Robbins, 2003-04
- 3, Blake Williams, 1998-00
- 2, Justin Fiske, 2006-07
- 2, Jeremy Fikac, 1997-98
- 2, Steven Smith, 1995-96
- 2, Kevin Kirkpatrick, 1993-96
- 2, Adam Hillman, 1993
- 2, Jack Ford, 1992
- 2, William Brunson, 1991-92

SAVES

- 10, Cory Covert, 2001-2003
- 10, Garrett Sherrill, 1999-00
- 8, Stephen Smith, 1995-96
- 8, Jeff McVaney, 2009-11**
- 7, Justin Fiske, 2006-07
- 7, Chad Massengale, 2000-01
- 7, Darren Dreyer, 1990-92
- 7, Glenn Serviente, 1987-89
- 6, Joseph Dvorsky, 2010-11**
- 6, Michael Gultz, 2001-04
- 6, Michael Russo, 2009-10

Single-Season Team Records

PUTOUTS

- 1614 in 1997
- 1600 in 2000
- 1579 in 2006
- 1573 in 2002
- 1565 in 2007

FIELDING PCT

- .972 in 2007
- .970 in 2009
- .969 in 2008
- .968 in 2000
- .967 in 1999

COMPLETE GAMES

- 29 in 1987
- 24 in 1992
- 24 in 1986
- 23 in 1991
- 23 in 1985

SHUTOUTS

- 7 in 1994

SAVES

- 16 in 2001

ASSISTS

- 715 in 2002
- 684 in 2003
- 675 in 2004
- 672 in 2000
- 672 in 2009

EARNED RUN AVG

- 3.83 in 2006
- 3.88 in 2007
- 3.90 in 1992 (3.899)
- 3.90 in 1991 (3.902)
- 3.98 in 2004

STRIKEOUTS

- 464 in 2006
- 415 in 2000
- 409 in 2002
- 393 in 2010
- 378 in 2005

Single-Game Records

STRIKEOUTS

- Team: 19, vs. Nicholls (3/18/07)
 Indiv.: 17 - Justin Fiske, vs. Nicholls (3/18/07)

HITS ALLOWED

- Team: 27, vs. San Diego St. (2/27/99)

RUNS ALLOWED

- Team: 25, vs. McNeese St. (4/18/99)

HOME RUNS ALLOWED

- Team: 6, vs. UT Arlington (4/10/93)
 6, vs. UTSA (5/1/09)

Miscellaneous Records

HITTING STREAK

- 30 Games - Tyler Sibley (2010-11)

WINNING STREAK

- 11 Games - March 3 - March 20, 1991

LOSING STREAK

- 12 Games - Feb. 14 - March 2, 1999

NO-HITTERS

- Glenn Jacobs and Troy Clouse - February 17, 1990
 Texas State 3, Prairie View A&M 0

- William Brunson - April 17, 1992
 Texas State 1, McNeese State 0

Texas State Offensive Records as of 5/23/11

Single-Season Individual Records

AT-BATS

- 261, Collin Wissen, 1997
- 258, Jacob Spencer, 2002
- 257, Ignacio Suarez, 2003
- 255, David Wood, 2007
- 254, Bret Atwood, 2010
- 251, Evan Tierce, 2004
- 247, Dominic Ramos, 2005
- 244, Kyle Livingstone, 2010
- 239, Evan Tierce, 2003
- 238, Matt Miller, 2004

RUNS SCORED

- 77, Tyler Sibley, 2009
- 72, Paul Goldschmidt, 2009
- 66, Thomas Field, 2008
- 61, Thomas Field, 2007
- 61, Matt Schnabel, 1997
- 60, Kyle Kubitz, 2010
- 59, Paul Goldschmidt, 2008
- 59, Bret Atwood, 2009
- 58, Darwin Penney, 1988
- 57, Collin Wissen, 1997

HITS

- 97, David Wood, 2007
- 94, Jacob Spencer, 2002
- 92, Matt Miller, 2004
- 90, Kyle Livingstone, 2010
- 88, Bret Atwood, 2010
- 87, Anthony Dominguez, 1999
- 86, Bret Atwood, 2009
- 86, Evan Tierce, 2004
- 84, Tyler Sibley, 2009
- 84, Lance Williams, 2001

BATTING AVERAGE

(min. 150 at-bats)

- .412, Darwin Penney, 1987
- .406, Spenser Dennis, 2009
- .399, Chris Seaman, 1999
- .398, Darwin Penney, 1988
- .387, Matt Miller, 2004
- .380, David Wood, 2007
- .377, Lance Williams, 2001
- .376, Keith Prestridge, 2009
- .371, Collin Wissen, 1996
- .371, Gery Herrmann, 1991

RUNS BATTED IN

- 88, Paul Goldschmidt, 2009
- 77, David Wood, 2007
- 69, Paul Goldschmidt, 2008
- 65, Luke Cannon, 2006
- 65, Pancho Hedfeldt, 1985
- 64, John Tompkins, 1999
- 63, Kyle Livingstone, 2010
- 60, Casey Kalenkosky, 2011
- 60, Marc Coles, 2002
- 59, Lance Loftin, 2008

DOUBLES

- 21, Paul Goldschmidt, 2009
- 21, Ignacio Suarez, 2003
- 20, Kyle Kubitz, 2010
- 20, Paul Goldschmidt, 2008
- 20, David Wood, 2007
- 19, Jason Martinson, 2010
- 19, Kyle Anson, 2004
- 18, Matt Miller, 2004
- 18, Mark Cooper, 2003
- 18, Jacob Spencer, 2002
- 18, Matt Schnabel, 1996

Single-Season Team Records

GAMES	WIN PERCENT	RUNS SCORED	BATTING AVG.	DOUBLES	HOME RUNS	STOLEN BASES
1. 64 in 1997	1. .707 in 2009	1. 496 in 2009	1. .334 in 2009	1. 132 in 2002	1. 75 in 2009	1. 96 in 1997
2. 63 in 2000	2. .688 in 1991	2. 453 in 2001	2. .320 in 2008	2. 123 in 2010	2. 70 in 2002	2. 89 in 2007
3. 62 in 1987	3. .645 in 1987	3. 452 in 2008	3. .318 in 1999	3. 119 in 2004	3. 64 in 2008	3. 85 in 1999
4. 60 in 2002/2007/2010	4. .633 in 2010	4. 447 in 1997	4. .317 in 2010	4. 119 in 2001	4. 62 in 2001	4. 83 in 1998
	5. .621 in 2001	5. 426 in 2010	5. .313 in 2001	5. 117 in 1997	5. 59 in 1985	5. 77 in 2005/2009
VICTORIES	AT-BATS	HITS	RUNS BATTED IN	TRIPLES	TOTAL BASES	WALKS
1. 41 in 2009	1. 2169 in 1997	1. 704 in 2009	1. 463 in 2009	1. 28 in 1996	1. 1081 in 2009	1. 347 in 1987
2. 39 in 1987	2. 2132 in 2002	2. 664 in 2010	2. 426 in 2008	2. 25 in 1999	2. 1026 in 2002	2. 338 in 1990
3. 38 in 1997	3. 2105 in 2009	3. 660 in 2002	3. 401 in 2001	3. 22 in 1988	3. 981 in 2008	3. 290 in 1991
4. 38 in 2010	4. 2099 in 2000	4. 656 in 1999	4. 392 in 2010	4. 21 in 1995	4. 971 in 2001	4. 281 in 1989
5. 37 in 2007	5. 2092 in 2010	5. 645 in 2008	5. 390 in 2002	5. 20 in 1997	5. 958 in 2010	5. 278 in 1988

Career Individual Records

GAMES

- 204, Bret Atwood, 2008-11
- 204, Laurin Randell, 2007-10
- 193, Evan Tierce, 2001-04
- 178, Dominic Ramos, 2002-05
- 174, Thomas Field, 2006-08
- 172, Elliott Babcock, 2005-08
- 169, Louie Carmona, 1998-01
- 169, Rex Robinson, 1985-88
- 166, Chris Seaman, 1997-00
- 162, Bryan Anderson, 1998-00
- 161, Wade Haynes, 1985-87
- 157, Kyle Kubitz, 2009-11
- 154, Tyler Sibley, 2009-11
- 153, Rey Arredondo, 1995-97
- 152, Dawid Bednarek, 2004-06
- 152, Jason Martinson, 2008-10

AT-BATS

- 747, Bret Atwood, 2008-11
- 739, Evan Tierce, 2001-04
- 712, Laurin Randell, 2007-10
- 663, Thomas Field, 2006-08
- 616, Tyler Sibley, 2009-11
- 600, Dominic Ramos, 2002-05
- 590, Paul Goldschmidt, 2007-09
- 543, Adam Witek, 2006-09
- 531, Elliott Babcock, 2005-08
- 527, Kyle Kubitz, 2009-11
- 517, Chris Seaman, 1997-00
- 510, Rey Arredondo, 1995-97
- 507, Bryan Anderson, 1998-00
- 502, Rex Robinson, 1985-88
- 498, Laurin Randell, 2008-10

BATTING AVERAGE

(min. 300 at-bats)

- .405, Darwin Penney, 1987-88
- .361, Gary Herrmann, 1991-92
- .353, Paul Goldschmidt, 2007-09
- .352, Jacob Spencer, 2002-03
- .351, David Wood, 2006-07
- .348, Kyle Livingstone, 2009-10
- .345, Anthony Dominguez, 1998-99
- .339, Tyler Sibley, 2009-11
- .339, Terrence Moore, 1998-00
- .331, Matt Schnabel, 1996-97
- .329, Bret Atwood, 2008-11
- .328, Ben Theriot, 2007-09
- .325, Evan Tierce, 2001-04
- .324, Kyle Kubitz, 2009-11
- .323, Kyle Anson, 2004-05
- .323, Darin West, 1985-88
- .323, John Tompkins, 1998-99
- .323, Mark Cooper, 2003-04

HITS

- 246, Bret Atwood, 2008-11
- 246, Evan Tierce, 2001-04
- 223, Laurin Randell, 2007-10
- 209, Tyler Sibley, 2009-11
- 208, Paul Goldschmidt, 2007-09
- 190, Thomas Field, 2006-08
- 172, Jacob Spencer, 2002-03
- 171, Kyle Kubitz, 2009-11
- 170, Dominic Ramos, 2002-05
- 168, Darwin Penney, 1987-88
- 166, Chris Seaman, 1997-00
- 165, Adam Witek, 2007-09
- 156, David Wood, 2006-07
- 153, Jack Wickersham, 1996-98
- 152, Alby Carvajal, 1988-90
- 152, Rex Robinson, 1985-88

RUNS SCORED

- 176, Tyler Sibley, 2009-11
- 169, Laurin Randell, 2007-10
- 168, Thomas Field, 2006-08
- 162, Bret Atwood, 2008-11
- 148, Paul Goldschmidt, 2007-09
- 145, Evan Tierce, 2001-04
- 131, Kyle Kubitz, 2009-11
- 129, Dominic Ramos, 2002-05
- 126, Rex Robinson, 1985-88
- 113, Darwin Penney, 1987-88

RUNS BATTED IN

- 179, Paul Goldschmidt, 2007-09
- 140, Rex Robinson, 1985-88
- 134, Kyle Kubitz, 2009-11
- 125, Alby Carvajal, 1988-90
- 120, Evan Tierce, 2001-04
- 116, David Wood, 2006-07
- 113, Gary Herrmann, 1991-92
- 107, Laurin Randell, 2007-10
- 105, Mark Younk, 2001-02
- 104, Wade Haynes, 1985-87
- 104, Jason Martinson, 2008-10
- 101, Matt Schnabel, 1996-97
- 98, Thomas Field, 2006-08
- 98, Jacob Spencer, 2002-03
- 97, Kyle Livingstone, 2009-10

TOTAL BASES

- 369, Paul Goldschmidt, 2007-09
- 335, Evan Tierce, 2001-04
- 331, Lauren Randell, 2007-10
- 306, Tyler Sibley, 2009-11
- 298, Thomas Field, 2006-08
- 285, Kyle Kubitz, 2009-11
- 282, Bret Atwood, 2008-11
- 271, Rex Robinson, 1986-88
- 262, Jacob Spencer, 2002-03
- 257, David Wood, 2006-07
- 256, Darwin Penney, 1987-88
- 236, Dominic Ramos, 2002-05
- 235, Matt Schnabel, 1996-97
- 228, Jason Martinson, 2008-10
- 228, Wade Haynes, 1985-87

DOUBLES

- 45, Paul Goldschmidt, 2007-09
- 43, Evan Tierce, 2001-04
- 39, Laurin Randell, 2007-10
- 39, Tyler Sibley, 2009-11
- 36, Thomas Field, 2006-08
- 35, Ignacio Suarez, 2002-03
- 34, David Wood, 2006-07
- 34, Mark Cooper, 2003-04
- 33, Jason Martinson, 2008-10
- 32, Matt Schnabel, 1996-97
- 32, Joel Bomersbach, 1995-97
- 32, Kyle Kubitz, 2009-11
- 31, Kyle Anson, 2004-05
- 31, Rex Robinson, 1985-88
- 29, Ben Theriot, 2007-09
- 29, Jacob Spencer, 2002-03

Single-Game Records

AT-BATS

- Team: 56, vs. Northwestern St (4/9/06)
 56, vs. Prairie View A&M (3/24/09)
 Indiv.: 8, John Tompkins vs. San Diego St. (2/27/99)
 8, Cassidy Dresch vs. Northwestern St. (4/9/06)
 8, Spenser Dennis vs. Prairie View A&M (3/24/09)
 8, Laurin Randell vs. Prairie View A&M (3/24/09)

HITS

- Team: 31, vs. Prairie View A&M (3/24/09)
 Indiv.: 7, Spenser Dennis vs. Prairie View A&M (3/24/09)

RUNS BATTED IN

- Team: 30, vs. Prairie View A&M (3/24/09)
 Indiv.: 9, John Tompkins vs. Southeastern La. (3/28/99)

DOUBLES

- Team: 7, vs. Texas A&M-CC (2/23/02)
 Indiv.: 3, Wade Haynes vs. Texas Wesleyan (2/26/87)
 3, Spenser Dennis vs. Prairie View A&M (4/15/09)
 3, Jeff McVane vs. McNeese State (5/11/11)

STOLEN BASES

- Team: 8, vs. Incarnate Word (Feb. 13, 1997)

TRIPLES

- 11, Evan Tierce, 2001-04
- 11, Terrence Moore, 1998-00
- 10, Thomas Field, 2006-08
- 10, Dominic Ramos, 2002-05
- 10, Joel Bomersbach, 1995-97
- 10, Kyle Kubitz, 2009-11
- 9, John Tompkins, 1998-99
- 9, Laurin Randell, 2007-10
- 9, Darwin Penney, 1987-88
- 8, Rex Robinson, 1985-88
- 8, David Hamilton, 1986-87

HOME RUNS

- 36, Paul Goldschmidt, 2007-09
- 25, Gary Herrmann, 1991-92
- 25, Rex Robinson, 1985-88
- 24, Kyle Kubitz, 2009-11
- 23, Mark Younk, 2001-02
- 22, Luke Cannon, 2005-06
- 21, David Wood, 2006-07
- 20, Anthony Dominguez, 1998-99
- 20, Jeff McVane, 2009-11
- 18, Marc Coles, 2002-03
- 18, Chad Spear, 1996-97
- 18, Casey Kalenkosky, 2011
- 17, Laurin Randell, 2007-10
- 17, Thomas Field, 2006-08
- 17, Jacob Spencer, 2002-03
- 17, Jeremy Fick, 1997-98
- 16, Kyle Livingstone, 2009-10
- 16, Matt Schnabel, 1996-97
- 16, Pancho Hedfeldt, 1985

STOLEN BASES

- 48, Adam Witek, 2006-09
- 46, Jack Wickersham, 1996-98
- 45, Bret Atwood, 2008-11
- 40, Dominic Ramos, 2002-05
- 39, Laurin Randell, 2007-10
- 39, Thomas Field, 2006-08
- 39, Tyler Sibley, 2009-11
- 38, Evan Tierce, 2001-04
- 38, Jason Washington, 1999-02
- 33, Leron Rogers, 1992-93
- 30, Darwin Penney, 1987-88
- 28, Collin Wissen, 1996-97
- 27, Kyle Kubitz, 2009-2011
- 24, Wade Haynes, 1985-87
- 23, David Hamilton, 1986-87

WALKS

- 118, Kyle Kubitz, 2009-11
- 110, Paul Goldschmidt, 2007-09
- 110, Wade Haynes, 1985-87
- 103, Rex Robinson, 1985-88
- 92, Greg Kero, 1989-90
- 86, Thomas Field, 2006-08
- 86, Tyler Sibley, 2009-11
- 78, Matt Schnabel, 1996-97
- 73, Dominic Ramos, 2002-05
- 73, Alby Carvajal, 1988-90
- 72, Laurin Randell, 2007-10
- 72, John David Janek, 1999-00
- 72, Monte Hale, 1985-87
- 71, Leron Rogers, 1992-93
- 69, Kyle Anson, 2004-05

2011 Starters

Date	Team	P	C	1B	2B	3B	SS	LF	CF	RF	DH
Feb. 18	Nebraska ^A	Pitts	Stumph	Kalenkosky	Sibley	Kubitza	Gallegos	McVaney	Atwood	Fuda	Gambill
Feb. 19	Missouri State ^A	Colon	Stumph	Kalenkosky	Sibley	Kubitza	Nuti	Gambill	Atwood	Fuda	McVaney
Feb. 20	Air Force ^A	Turner	Lacombe	Kalenkosky	Sibley	Kubitza	Gallegos	McVaney	Atwood	Fuda	Stumph
Feb. 23	Rice	Smith	Stumph	Kalenkosky	Sibley	Kubitza	Gallegos	McVaney	Atwood	Fuda	Gambill
Feb. 25	Akron	Pitts	Stumph	Kalenkosky	Sibley	Kubitza	Gallegos	McVaney	Atwood	Gambill	Nuti
Feb. 26	Akron	Turner	Stumph	Kalenkosky	Vest	Kubitza	Nuti	Mickan	Atwood	Gambill	McVaney
Feb. 27	Akron	Colon	Lacombe	Kalenkosky	Vest	Kubitza	Nuti	McVaney	Atwood	Falvey	Stumph
Mar. 1	at Baylor	Ballew	Stumph	Kalenkosky	Sibley	Kubitza	Nuti	Falvey	Atwood	Gambill	McVaney
Mar. 4	at Texas A&M-Corpus Christi*	Smith	Stumph	Kalenkosky	Sibley	Kubitza	Nuti	McVaney	Atwood	Fuda	Falvey
Mar. 5	at Texas A&M-Corpus Christi*	Pitts	Stumph	Kalenkosky	Sibley	Kubitza	Nuti	McVaney	Atwood	Gambill	Falvey
Mar. 6	at Texas A&M-Corpus Christi*	Turner	Lacombe	Kalenkosky	Sibley	Kubitza	Gallegos	McVaney	Atwood	Fuda	Gambill
Mar. 8	Baylor	Colon	Stumph	Kalenkosky	Sibley	Kubitza	Nuti	McVaney	Atwood	Fuda	Gambill
Mar. 11	Houston	Smith	Stumph	Kalenkosky	Sibley	Kubitza	Nuti	McVaney	Atwood	Fuda	Gambill
Mar. 12	Houston	Pitts	Stumph	Kalenkosky	Sibley	Kubitza	Nuti	McVaney	Atwood	Falvey	Vest
Mar. 13	Houston	Turner	Lacombe	Kalenkosky	Sibley	Kubitza	Gallegos	Falvey	Atwood	Gambill	McVaney
Mar. 15	at Texas	Colon	Stumph	Kalenkosky	Sibley	Kubitza	Nuti	McVaney	Atwood	Gambill	Falvey
Mar. 18	Sam Houston State*	Smith	Stumph	Kalenkosky	Sibley	Kubitza	Nuti	McVaney	Atwood	Gambill	Falvey
Mar. 19	Sam Houston State*	Pitts	Stumph	Kalenkosky	Sibley	Kubitza	Nuti	McVaney	Atwood	Fuda	Vest
Mar. 20	Sam Houston State*	Turner	Lacombe	Kalenkosky	Sibley	Kubitza	Nuti	McVaney	Atwood	Gambill	Mickan
Mar. 22	at TCU	Colon	Stumph	Kalenkosky	Sibley	Kubitza	Nuti	McVaney	Atwood	Gambill	Mickan
Mar. 25	at Lamar*	Smith	Stumph	Kalenkosky	Sibley	Kubitza	Nuti	McVaney	Atwood	Gambill	Mickan
Mar. 26	at Lamar*	Pitts	Stumph	Kalenkosky	Sibley	Kubitza	Nuti	McVaney	Fuda	Falvey	Vest
Mar. 27	at Lamar*	Turner	Stumph	Kalenkosky	Sibley	Kubitza	Nuti	McVaney	Atwood	Gambill	Mickan
Mar. 30	Missouri	Pitts	Stumph	Kalenkosky	Sibley	Kubitza	Nuti	McVaney	Atwood	Falvey	Vest
Apr. 1	Stephen F.Austin*	Smith	Stumph	Kalenkosky	Sibley	Kubitza	Nuti	McVaney	Atwood	Fuda	Falvey
Apr. 2	Stephen F.Austin*	Colon	Stumph	Kalenkosky	Sibley	Kubitza	Nuti	McVaney	Atwood	Falvey	Mickan
Apr. 3	Stephen F.Austin*	Turner	Stumph	Kalenkosky	Sibley	Kubitza	Nuti	Mickan	Atwood	Falvey	McVaney
Apr. 6	at Arkansas	Pitts	Stumph	Kalenkosky	Sibley	Kubitza	Vest	McVaney	Atwood	Gambill	Falvey
Apr. 8	at Central Arkansas*	Smith	Stumph	Kalenkosky	Sibley	Kubitza	Nuti	McVaney	Atwood	Gambill	Falvey
Apr. 9	at Central Arkansas*	Colon	Stumph	Kalenkosky	Sibley	Kubitza	Nuti	McVaney	Atwood	Gambill	Mickan
Apr. 10	at Central Arkansas*	Turner	Stumph	Kalenkosky	Sibley	Kubitza	Nuti	McVaney	Atwood	Fuda	Falvey
Apr. 12	Houston Baptist	Ballew	Lacombe	Stumph	Sibley	Kubitza	Gallegos	McVaney	Atwood	Fuda	Falvey
Apr. 15	Southeastern Louisiana*	Smith	Stumph	Kalenkosky	Sibley	Kubitza	Nuti	McVaney	Atwood	Fuda	Gambill
Apr. 16	Southeastern Louisiana*	Pitts	Stumph	Kalenkosky	Sibley	Kubitza	Nuti	McVaney	Atwood	Fuda	Mickan
Apr. 17	Southeastern Louisiana*	Turner	Stumph	Kalenkosky	Sibley	Kubitza	Nuti	McVaney	Atwood	Fuda	Mickan
Apr. 18	Texas Tech	Ballew	Stumph	Kalenkosky	Sibley	Kubitza	Gallegos	McVaney	Fuda	Falvey	Vest
Apr. 21	at Northwestern State*	Smith	Stumph	Kalenkosky	Sibley	Kubitza	Nuti	McVaney	Atwood	Gambill	Mickan
Apr. 22	at Northwestern State*	Pitts	Stumph	Kalenkosky	Vest	Kubitza	Gallegos	McVaney	Fuda	Falvey	Perkins
Apr. 23	at Northwestern State*	Turner	Stumph	Kalenkosky	Sibley	Kubitza	Nuti	McVaney	Atwood	Fuda	Perkins
Apr. 26	at Texas	Ballew	Stumph	Kalenkosky	Sibley	Kubitza	Nuti	Mickan	Atwood	McVaney	Perkins
Apr. 27	Prairie View	Finnegan	Lacombe	Kalenkosky	Sibley	Kubitza	Gallegos	Mickan	Atwood	Fuda	McVaney
Apr. 29	McNeese State*	Smith	Stumph	Kalenkosky	Sibley	Vest	Nuti	McVaney	Atwood	Falvey	Kubitza
Apr. 30	McNeese State*	Pitts	Stumph	Kalenkosky	Sibley	Kubitza	Nuti	Mickan	Atwood	McVaney	Gambill
May 1	McNeese State*	Turner	Stumph	Kalenkosky	Sibley	Kubitza	Nuti	Mickan	Atwood	McVaney	Gambill
May 6	UTSA*	Smith	Stumph	Kalenkosky	Sibley	Kubitza	Gallegos	McVaney	Atwood	Falvey	Gambill
May 7	at UTSA*	Pitts	Stumph	Kalenkosky	Sibley	Kubitza	Gallegos	McVaney	Atwood	Gambill	Perkins
May 8	at UTSA*	Turner	Stumph	Kalenkosky	Sibley	Kubitza	Gallegos	McVaney	Atwood	Falvey	Gambill
May 10	at Texas A&M	Ballew	Stumph	Kalenkosky	Sibley	Kubitza	Gallegos	McVaney	Atwood	Gambill	Vest
May 13	Nicholls*	Smith	Stumph	Kalenkosky	Sibley	Kubitza	Gallegos	McVaney	Atwood	Fuda	Gambill
May 14	Nicholls*	Pitts	Stumph	Kalenkosky	Sibley	Kubitza	Gallegos	McVaney	Atwood	Fuda	Falvey
May 15	Nicholls*	Turner	Stumph	Kalenkosky	Sibley	Kubitza	Gallegos	McVaney	Atwood	Fuda	Vest
May 17	at Rice	Ballew	Stumph	Kalenkosky	Sibley	Kubitza	Gallegos	McVaney	Atwood	Fuda	Vest
May 19	at UT Arlington*	Pitts	Lacombe	Kalenkosky	Sibley	Kubitza	Gallegos	McVaney	Atwood	Fuda	Stumph
May 20	at UT Arlington*	Smith	Lacombe	Kalenkosky	Sibley	Kubitza	Nuti	McVaney	Atwood	Falvey	Stumph
May 21	at UT Arlington*	Turner	Lacombe	Kalenkosky	Sibley	Kubitza	Nuti	Mickan	Atwood	McVaney	Stumph

2011 Batting Orders

Date	Team	1	2	3	4	5	6	7	8	9
Feb. 18	Nebraska^	Sibley	Atwood	Kubitza	Kalenkosky	Stumph	McVaney	Fuda	Gambill	Gallegos
Feb. 19	Missouri State^	Sibley	Atwood	Kubitza	Kalenkosky	Stumph	Gambill	McVaney	Nuti	Fuda
Feb. 20	Air Force^	Fuda	Atwood	Sibley	Kubitza	Kalenkosky	Stumph	McVaney	Lacombe	Gallegos
Feb. 23	#18/22 Rice	Sibley	Atwood	Kubitza	Kalenkosky	Gambill	McVaney	Stumph	Fuda	Gallegos
Feb. 25	Akron	Sibley	Atwood	Kubitza	Kalenkosky	Gambill	McVaney	Stumph	Nuti	Gallegos
Feb. 26	Akron	Atwood	Gambill	Kubitza	McVaney	Kalenkosky	Nuti	Mickan	Stumph	Vest
Feb. 27	Akron	Falvey	Fuda	Kubitza	McVaney	Kalenkosky	Stumph	Nuti	Lacombe	Vest
Mar. 1	at #16 Baylor	Sibley	Atwood	Kubitza	McVaney	Kalenkosky	Nuti	Falvey	Gambill	Stumph
Mar. 4	at Texas A&M-Corpus Christi*	Sibley	Atwood	Kubitza	McVaney	Kalenkosky	Falvey	Nuti	Stumph	Fuda
Mar. 5	at Texas A&M-Corpus Christi*	Sibley	Atwood	Kubitza	McVaney	Gambill	Kalenkosky	Nuti	Falvey	Stumph
Mar. 6	at Texas A&M-Corpus Christi*	Sibley	Atwood	Kubitza	Kalenkosky	Gambill	McVaney	Fuda	Lacombe	Gallegos
Mar. 8	#17 Baylor	Sibley	Atwood	Kubitza	Kalenkosky	McVaney	Gambill	Fuda	Nuti	Stumph
Mar. 11	Houston	Sibley	Atwood	Kubitza	McVaney	Kalenkosky	Gambill	Stumph	Fuda	Nuti
Mar. 12	Houston	Sibley	Atwood	Kubitza	McVaney	Falvey	Kalenkosky	Stumph	Vest	Nuti
Mar. 13	Houston	Sibley	Atwood	Kubitza	Kalenkosky	McVaney	Gambill	Falvey	Lacombe	Gallegos
Mar. 15	at #5 Texas	Sibley	Atwood	McVaney	Kubitza	Kalenkosky	Stumph	Gambill	Falvey	Nuti
Mar. 18	Sam Houston State*	Sibley	Atwood	Kubitza	McVaney	Gambill	Kalenkosky	Falvey	Stumph	Nuti
Mar. 19	Sam Houston State*	Sibley	Atwood	McVaney	Kalenkosky	Kubitza	Stumph	Nuti	Vest	Fuda
Mar. 20	Sam Houston State*	Sibley	Atwood	McVaney	Kubitza	Kalenkosky	Nuti	Gambill	Mickan	Lacombe
Mar. 22	at #11 TCU	Sibley	Atwood	McVaney	Kubitza	Kalenkosky	Nuti	Gambill	Stumph	Mickan
Mar. 25	at Lamar*	Sibley	Atwood	McVaney	Kubitza	Kalenkosky	Gambill	Nuti	Stumph	Mickan
Mar. 26	at Lamar*	Sibley	Vest	McVaney	Kalenkosky	Kubitza	Stumph	Nuti	Falvey	Fuda
Mar. 27	at Lamar*	Sibley	Atwood	Kubitza	Kalenkosky	McVaney	Gambill	Nuti	Stumph	Mickan
Mar. 30	Missouri	Sibley	Falvey	Kubitza	Kalenkosky	McVaney	Stumph	Nuti	Vest	Atwood
Apr. 1	Stephen F.Austin*	Sibley	Kubitza	Kalenkosky	McVaney	Stumph	Nuti	Falvey	Fuda	Atwood
Apr. 2	Stephen F.Austin*	Sibley	Atwood	Kubitza	Kalenkosky	McVaney	Nuti	Falvey	Stumph	Mickan
Apr. 3	Stephen F.Austin*	Sibley	Atwood	Kubitza	Kalenkosky	McVaney	Stumph	Falvey	Nuti	Mickan
Apr. 6	at Arkansas	Sibley	Atwood	Kubitza	McVaney	Kalenkosky	Stumph	Gambill	Falvey	Vest
Apr. 8	at Central Arkansas*	Sibley	Atwood	McVaney	Kubitza	Kalenkosky	Stumph	Falvey	Nuti	Gambill
Apr. 9	at Central Arkansas*	Sibley	Atwood	McVaney	Kubitza	Kalenkosky	Stumph	Gambill	Nuti	Mickan
Apr. 10	at Central Arkansas*	Sibley	Kubitza	McVaney	Kalenkosky	Stumph	Falvey	Nuti	Fuda	Atwood
Apr. 12	Houston Baptist	Sibley	Fuda	Kubitza	McVaney	Stumph	Falvey	Lacombe	Gallegos	Atwood
Apr. 15	Southeastern Louisiana*	Sibley	Fuda	Kubitza	Kalenkosky	McVaney	Stumph	Gambill	Nuti	Atwood
Apr. 16	Southeastern Louisiana*	Sibley	Kubitza	Stumph	McVaney	Kalenkosky	Mickan	Nuti	Fuda	Atwood
Apr. 17	Southeastern Louisiana*	Sibley	Kubitza	Stumph	Kalenkosky	McVaney	Mickan	Fuda	Nuti	Atwood
Apr. 18	Texas Tech	Sibley	Kubitza	Stumph	McVaney	Kalenkosky	Falvey	Vest	Fuda	Gallegos
Apr. 21	at Northwestern State*	Sibley	Mickan	Kubitza	McVaney	Kalenkosky	Stumph	Gambill	Nuti	Atwood
Apr. 22	at Northwestern State*	Fuda	Kubitza	McVaney	Stumph	Kalenkosky	Falvey	Perkins	Vest	Gallegos
Apr. 23	at Northwestern State*	Sibley	Kubitza	McVaney	Stumph	Kalenkosky	Perkins	Fuda	Nuti	Atwood
Apr. 26	at Texas	Sibley	Kubitza	McVaney	Stumph	Kalenkosky	Perkins	Mickan	Nuti	Atwood
Apr. 27	Prairie View	Sibley	Atwood	Kubitza	McVaney	Kalenkosky	Mickan	Fuda	Lacombe	Gallegos
Apr. 29	McNeese State*	Sibley	Kubitza	McVaney	Kalenkosky	Stumph	Falvey	Vest	Nuti	Atwood
Apr. 30	McNeese State*	Sibley	Kubitza	McVaney	Stumph	Kalenkosky	Mickan	Gambill	Nuti	Atwood
May 1	McNeese State*	Sibley	Atwood	Kubitza	McVaney	Kalenkosky	Stumph	Falvey	Gambill	Nuti
May 6	UTSA*	Sibley	Kubitza	McVaney	Kalenkosky	Stumph	Falvey	Gambill	Gallegos	Atwood
May 7	at UTSA*	Sibley	Atwood	Kubitza	McVaney	Kalenkosky	Stumph	Gambill	Perkins	Gallegos
May 8	at UTSA*	Sibley	Atwood	Kubitza	Kalenkosky	Stumph	McVaney	Gambill	Falvey	Gallegos
May 10	at Texas A&M	Sibley	Atwood	Kubitza	Stumph	Kalenkosky	McVaney	Gambill	Vest	Gallegos
May 13	Nicholls*	Sibley	Atwood	Kubitza	Stumph	Kalenkosky	McVaney	Gambill	Fuda	Gallegos
May 14	Nicholls*	Sibley	Atwood	Stumph	Kalenkosky	Kubitza	McVaney	Falvey	Fuda	Gallegos
May 15	Nicholls*	Sibley	Atwood	Stumph	Kalenkosky	Kubitza	McVaney	Vest	Fuda	Gallegos
May 17	at Rice	Sibley	Atwood	Stumph	Kalenkosky	Kubitza	McVaney	Vest	Fuda	Gallegos
May 19	at UT Arlington*	Sibley	Atwood	Kubitza	Kalenkosky	Stumph	McVaney	Fuda	Lacombe	Gallegos
May 20	at UT Arlington*	Sibley	McVaney	Kubitza	Kalenkosky	Stumph	Falvey	Lacombe	Atwood	Nuti
May 21	at UT Arlington*	Sibley	McVaney	Kubitza	Kalenkosky	Stumph	Atwood	Mickan	Lacombe	Nuti

Miscellaneous Batting Stats

MULTIPLE HIT GAMES	2	3	4	5+	Tot	MULTIPLE RBI GAMES	2	3	4	5+	Tot	HITTING STREAKS	Longest	Current
1 Sibley, Tyler	13	9	-	-	22	21 Kalenkosky, Casey	14	2	2	1	19	1 Sibley, Tyler	30	3
29 McVaney, Jeff	10	7	2	-	19	39 Kubitza, Kyle	7	4	1	2	14	29 McVaney, Jeff	9	3
30 Stumph, Andrew	12	3	3	-	18	30 Stumph, Andrew	7	2	1	-	10	30 Kubitza, Kyle	9	1
39 Kubitza, Kyle	12	5	-	-	17	29 McVaney, Jeff	6	1	2	-	9	22 Atwood, Bret	8	-
21 Kalenkosky, Casey	9	8	-	-	17	1 Sibley, Tyler	6	1	-	1	8	3 Vest, Clint	7	-
22 Atwood, Bret	9	4	-	1	14	4 Nuti, Isaac	4	2	-	1	7	4 Nuti, Isaac	6	1
14 Fuda, Joey	7	-	-	-	7	24 Gambill, Cody	2	2	-	-	4	21 Kalenkosky, Casey	6	3
40 Falvey, Cory	7	-	-	-	7	22 Atwood, Bret	4	-	-	-	4	30 Stumph, Andrew	6	1
4 Nuti, Isaac	6	1	-	-	7	14 Fuda, Joey	1	1	1	-	3	14 Fuda, Joey	5	4
3 Vest, Clint	4	1	-	-	5	40 Falvey, Cory	1	-	2	-	3	40 Falvey, Cory	3	2
24 Gambill, Cody	2	2	-	-	4	3 Vest, Clint	2	-	1	-	3	13 Gallegos, Christi	3	-
41 Mickan, Morgan	2	1	-	-	3	42 Lacombe, Andrew	1	-	-	-	1	41 Mickan, Morgan	2	1
13 Gallegos, Christi	3	-	-	-	3	TEAM	55	15	10	5	85	24 Gambill, Cody	2	-
42 Lacombe, Andrew	1	1	-	-	2							2 Perkins, Cody	1	-
TEAM	97	42	5	1	145							42 Lacombe, Andrew	1	-

2011 Overall Stats

Record: 35-20 Home: 23-8 Away: 12-12 Southland: 24-9

Player	avg	gp-gs	ab	r	h	2b	3b	hr	rbi	tb	slg%	bb	hp	so	gdp	ob%	sf	sh	sb-att	po	a	e	fld%	
1 Sibley, Tyler	.346	52-52	214	55	74	12	2	5	31	105	.491	35	4	15	4	.443	2	5	18-22	71	126	12	.943	
29 McVaney, Jeff	.340	55-55	200	49	68	8	1	10	43	108	.540	33	14	34	5	.458	4	3	11-16	62	10	3	.960	
21 Kalenkosky, Casey	.313	55-54	208	52	65	14	0	18	60	133	.639	23	9	43	4	.394	6	3	6-6	482	28	4	.992	
30 Stumph, Andrew	.308	52-51	201	28	62	9	0	4	36	83	.413	13	1	29	2	.349	3	5	0-0	367	38	3	.993	
39 Kubitzka, Kyle	.303	55-55	198	48	60	11	7	7	55	106	.535	47	6	44	3	.443	4	3	14-17	33	102	22	.860	
22 Atwood, Bret	.281	54-51	203	42	57	4	1	0	19	63	.310	16	3	12	1	.342	0	12	17-22	129	3	2	.985	
4 Nuti, Isaac	.263	44-36	118	12	31	4	0	1	26	38	.322	15	8	24	2	.378	2	3	2-4	48	105	14	.916	
40 Falvey, Cory	.255	33-25	94	17	24	3	1	2	19	35	.372	11	0	32	1	.330	1	1	1-1	23	1	1	.960	
41 Mickan, Morgan	.236	28-15	55	7	13	1	0	0	2	14	.255	7	0	17	0	.317	1	1	4-4	9	1	0	1.000	
13 Gallegos, Christian	.224	24-19	58	12	13	0	0	0	5	13	.224	4	1	11	1	.286	0	4	2-2	31	48	8	.908	
14 Fuda, Joey	.219	43-26	105	16	23	3	0	1	13	29	.276	13	2	27	1	.311	2	3	10-13	55	2	2	.966	
24 Gambill, Cody	.219	39-29	96	21	21	0	1	3	14	32	.333	28	3	24	1	.403	2	2	2-2	27	2	0	1.000	

3 Vest, Clint	.392	22-13	51	7	20	2	0	0	11	22	.431	1	1	6	4	.407	1	5	1-1	6	21	2	.931	
42 Lacombe, Andrew	.200	18-10	40	5	8	1	0	0	3	9	.225	5	2	7	1	.319	0	1	0-0	83	7	0	1.000	
2 Perkins, Cody	.118	8-4	17	1	2	0	0	0	1	2	.118	0	1	4	0	.167	0	1	0-0	0	0	0	.000	
Totals	.291	55	1858	372	541	72	13	51	338	792	.426	251	55	329	30	.386	28	52	88-110	1455	570	78	.963	
Opponents	.268	55	1893	270	508	66	19	23	230	681	.360	198	47	442	33	.349	17	37	48-69	1427	591	78	.963	

LOB - Team (447), Opp (467). DPs turned - Team (35), Opp (31). CI - Team (0), Opp (2). IBB - Team (7), McVaney, J. 2, Atwood, B. 1, Kubitzka, K. 1, Sibley, T. 1, Kalenkosky 1, Gambill, C. 1, Opp (6). Picked off - Sibley, T. 9, Atwood, B. 3, Kubitzka, K. 3, McVaney, J. 2, Fuda, J. 1, Lacombe, A. 1, Mickan, M. 1, Stumph, A. 1.

(All games Sorted by Earned run avg)

Player	era	w-l	app	gs	cg	sho	sv	ip	h	r	er	bb	so	2b	3b	hr	b/avg	wp	hp	bk	sfa	sha
6 Hart, Donnie	0.00	0-0	5	0	0	0/0	0	3.1	3	0	0	3	2	0	0	0	.231	0	0	0	0	0
27 Smith, Carson	1.98	8-3	14	13	1	0/1	0	95.1	77	36	21	41	114	8	2	2	.217	18	17	3	2	7
29 McVaney, Jeff	2.14	1-1	14	0	0	0/1	8	21.0	21	6	5	9	20	2	1	0	.284	0	3	0	2	4
11 King, Tyler	2.93	1-0	15	0	0	0/0	0	15.1	10	6	5	10	12	4	0	0	.189	3	1	0	2	1
7 Pittman, Fielding	3.25	2-2	30	0	0	0/0	0	36.0	42	17	13	9	21	4	1	2	.294	2	2	0	0	2
35 Dvorsky, Joseph	3.26	2-0	21	0	0	0/0	6	30.1	34	13	11	10	32	4	2	2	.288	0	2	0	2	3
12 Lemke, Hunter	3.27	1-0	11	0	0	0/0	0	11.0	12	9	4	3	10	1	0	1	.261	1	3	0	0	1
17 Pitts, Mitchell	3.74	5-2	16	14	2	1/0	0	89.0	90	43	37	30	65	10	1	4	.260	5	5	1	2	3
10 Turner, Colton	4.56	8-2	14	14	0	0/0	0	75.0	80	46	38	26	68	11	5	7	.271	4	7	3	5	4
9 Adamek, Dylan	4.82	2-2	10	0	0	0/0	1	9.1	8	6	5	5	8	0	2	1	.235	0	1	0	1	1
18 Ballew, Travis	5.56	3-2	19	6	0	0/0	0	45.1	43	34	28	23	45	6	0	3	.250	9	1	0	0	6
45 Colon, Lee	5.83	1-4	10	7	0	0/0	0	29.1	48	24	19	12	24	10	3	0	.369	4	1	0	1	3
15 Finnegan, Kyle	6.97	1-0	8	1	0	0/0	0	10.1	13	10	8	5	4	3	0	0	.283	3	2	0	0	0
36 Grist, Scott	7.71	0-1	2	0	0	0/0	0	2.1	6	5	2	2	2	0	1	0	.429	2	1	0	0	0
26 Shepperd, Garrett	9.00	0-0	10	0	0	0/0	0	6.0	7	6	6	5	12	1	0	0	.292	1	0	0	0	1
31 Borski, Brian	11.25	0-1	4	0	0	0/0	0	4.0	8	5	5	3	1	1	1	0	.421	0	1	0	0	1
38 McGonigle, Jim	18.00	0-0	4	0	0	0/0	0	2.0	6	4	4	2	2	1	0	1	.545	0	0	0	0	0
Totals	3.92	35-20	55	55	3	2/1	15	485.0	508	270	211	198	442	66	19	23	.268	52	47	7	17	37
Opponents	5.90	20-35	55	55	2	1/1	12	475.2	541	372	312	251	329	72	13	51	.291	48	55	10	28	52

PB - Team (6), Stumph, A. 6, Opp (6). Pickoffs - Team (7), Pitts, M. 3, Stumph, A. 2, Turner, C. 1, McVaney, J. 1, Opp (21). SBA/ATT - Stumph, A. (35-50), Smith, C. (10-16), Lacombe, A. (12-15), Pitts, M. (8-10), Turner, C. (5-8), Dvorsky, J. (6-7), Ballew, T. (4-6), Pittman, F. (3-6), Colon, L. (5-6), Lemke, H. (2-2), Adamek, D. (2-2), McVaney, J. (0-1), King, T. (1-1), Kalenkosky (1-1), Grist, S. (1-1), Shepperd, G. (1-1), Borski, B. (0-1), McGonigle, J (0-1).

2011 Game-by-Game Team Stats

Date	Opponent	ab	r	h	rbi	2b	3b	hr	bb	ibb	sb	cs	hbp	sac	sf	gdp	k	po	a	e	avg
Feb 18	NEBRASKA	32	7	11	7	3	0	1	2	1	0	0	2	4	2	1	3	27	5	0	.344
Feb 19	MISSOURI STATE	37	8	10	7	0	0	0	5	0	3	0	3	0	0	1	10	27	14	1	.304
Feb 20	AIR FORCE	32	9	9	9	2	0	3	6	0	1	1	0	1	0	0	5	27	7	0	.297
Feb 23	RICE	40	10	15	9	1	0	2	7	1	0	0	1	1	0	0	12	27	11	3	.319
Feb 25	AKRON	27	2	2	2	1	0	0	3	0	2	0	1	0	0	0	3	27	6	1	.280
Feb 26	AKRON	30	6	8	6	0	0	0	4	0	1	1	0	0	0	0	5	27	14	0	.278
Feb 27	AKRON	30	12	14	11	4	0	2	4	1	0	0	1	1	2	1	7	21	9	1	.303
Mar 01	at Baylor	40	13	16	12	5	0	0	7	0	2	0	0	1	1	1	7	27	7	1	.317
*Mar 04	at A&M-Corpus Christi	31	5	7	3	0	0	0	4	0	3	0	1	2	0	1	7	27	9	4	.308
*Mar 05	at A&M-Corpus Christi	41	13	12	12	3	2	0	9	0	4	0	1	0	0	0	12	27	10	1	.306
*Mar 06	at A&M-Corpus Christi	34	14	13	13	1	0	0	8	0	1	0	2	0	0	0	8	21	5	0	.313
Mar 08	BAYLOR	33	4	5	4	1	0	0	7	0	0	0	3	0	0	0	9	27	9	2	.300
Mar 11	HOUSTON	26	2	2	2	0	0	1	2	0	0	0	0	1	0	0	5	27	11	0	.286
Mar 12	HOUSTON	49	17	24	16	1	0	3	2	0	2	0	0	0	0	0	6	27	11	1	.307
Mar 13	HOUSTON	35	11	11	9	1	0	4	8	0	1	2	0	1	0	1	2	27	14	2	.308
Mar 15	at Texas	28	1	3	1	2	0	0	6	0	1	1	0	0	0	0	12	24	7	2	.297
*Mar 18	SAM HOUSTON STATE	29	6	9	6	3	0	1	6	0	4	1	1	3	0	0	13	27	16	3	.298
*Mar 19	SAM HOUSTON STATE	32	5	9	4	1	0	1	3	0	4	1	1	1	0	1	3	27	9	2	.297
*Mar 20	SAM HOUSTON STATE	40	8	17	8	1	0	2	6	0	5	0	1	0	0	0	10	27	10	0	.305
Mar 22	at TCU	27	1	5	0	1	0	0	2	0	2	0	1	2	0	1	5	24	15	2	.300
*Mar 25	at Lamar	34	7	15	6	0	2	0	6	0	5	2	2	3	0	1	5	27	11	1	.307
*Mar 26	at Lamar	34	6	9	4	0	1	1	5	0	2	0	0	2	1	1	6	24	14	0	.305
*Mar 27	at Lamar	36	9	12	9	2	1	1	5	0	1	1	0	0	1	0	2	27	8	0	.306
Mar 30	MISSOURI	38	2	9	1	0	0	0	7	1	2	1	0	2	1	2	1	33	10	4	.303
*Apr 01	STEPHEN F AUSTIN	36	10	12	7	0	0	1	4	0	2	0	2	0	1	0	2	27	12	2	.304
*Apr 02	STEPHEN F AUSTIN	38	12	15	12	4	0	1	7	0	2	1	1	1	0	0	5	27	16	3	.308
*Apr 03	STEPHEN F AUSTIN	34	6	9	6	1	1	1	2	0	1	1	3	0	0	1	7	27	13	3	.307
Apr 06	at Arkansas	32	5	8	4	0	0	2	3	0	2	1	0	2	0	0	12	24	12	0	.305
*Apr 08	at Central Arkansas	34	8	9	7	2	0	1	8	0	1	0	5	0	2	1	7	27	12	1	.303
*Apr 09	at Central Arkansas	38	5	6	5	0	1	1	8	0	2	0	1	0	0	1	8	30	17	2	.298
*Apr 10	at Central Arkansas	40	7	11	7	1	0	4	0	0	3	0	1	0	0	0	8	24	11	1	.297
Apr 12	HOUSTON BAPTIST	41	3	8	2	0	0	1	5	0	4	1	0	1	0	0	8	39	15	1	.293
*Apr 15	SOUTHEASTERN LA.	35	5	12	5	1	0	0	8	0	0	1	0	0	0	2	9	27	10	2	.295
*Apr 16	SOUTHEASTERN LA.	29	4	8	4	2	1	1	1	0	0	0	0	1	2	0	2	27	10	0	.294
*Apr 17	SOUTHEASTERN LA.	32	7	9	5	0	1	2	4	0	1	1	0	0	1	0	3	27	11	2	.294
Apr 18	TEXAS TECH	31	5	7	5	2	0	0	5	0	2	0	0	2	1	0	7	27	5	0	.292
*Apr 21	at Northwestern State	35	4	8	4	3	0	0	5	0	0	0	0	1	0	0	7	24	9	5	.291
*Apr 22	at Northwestern State	37	4	11	3	0	0	0	4	0	1	0	2	0	0	1	9	27	13	1	.291
*Apr 23	at Northwestern State	31	16	13	15	2	0	3	6	0	1	0	2	2	2	1	6	21	11	0	.294
Apr 26	at Texas	29	0	4	0	0	0	0	0	0	0	1	1	1	0	0	12	24	11	0	.290
Apr 27	PRAIRIE VIEW A&M	24	5	4	4	2	0	0	6	0	2	0	2	4	1	0	5	27	7	2	.288
*Apr 29	MCNEESE STATE	30	5	5	5	1	0	0	2	0	0	0	3	0	0	1	1	27	10	2	.286
*Apr 30	MCNEESE STATE	31	2	6	2	1	0	1	2	0	1	0	0	0	0	1	3	27	10	2	.284
*May 01	MCNEESE STATE	39	14	17	13	1	1	6	3	0	2	0	2	0	0	0	7	27	12	3	.288
*May 06	UTSA	28	3	4	2	0	0	0	1	0	1	0	0	0	1	0	6	27	5	0	.285
*May 07	at UTSA	37	9	14	9	3	0	0	6	0	2	0	0	4	2	0	3	27	4	1	.287
*May 08	at UTSA	36	7	10	7	1	1	2	5	0	1	0	1	1	0	0	5	27	7	0	.287
May 10	at Texas A&M	30	5	10	5	2	0	0	3	0	0	1	2	1	1	3	3	24	15	1	.288
*May 13	NICHOLLS	30	6	11	6	1	0	0	4	0	2	1	1	0	2	0	5	27	10	3	.289
*May 14	NICHOLLS	31	4	9	4	0	0	0	1	0	1	0	1	0	2	0	2	27	8	1	.289
*May 15	NICHOLLS	30	14	15	14	3	1	2	3	0	1	0	1	1	0	1	2	21	8	4	.293
May 17	at Rice	30	4	5	1	0	0	0	7	0	4	1	2	1	0	2	6	24	10	1	.291
*May 19	at UT Arlington	37	5	12	5	1	0	0	4	0	1	0	0	1	1	1	3	24	14	2	.292
*May 20	at UT Arlington	40	4	9	3	3	0	0	8	2	1	0	0	2	1	0	4	33	11	0	.290
*May 21	at UT Arlington	38	6	13	6	2	0	0	2	1	1	1	1	1	0	2	4	24	9	2	.291
Totals		1858	372	541	338	72	13	51	251	7	88	22	55	52	28	30	329	1455	570	78	.291

2011 Results

Date	Opponent	Score	Inns	Overall	Southland	Pitcher of record	Attend	Time
^ Feb 18, 2011	NEBRASKA	w 7-2	9	1-0-0	0-0-0	Pitts, M. (W 1-0)	2386	2:17
^ Feb 19, 2011	MISSOURI STATE	L 8-12	9	1-1-0	0-0-0	Grist, S. (L 0-1)	1540	2:50
^ Feb 20, 2011	AIR FORCE	w 9-4	9	2-1-0	0-0-0	Turner, C. (W 1-0)	1632	2:24
Feb 23, 2011	#18 RICE	L 10-11	9	2-2-0	0-0-0	Smith, C. (L 0-1)	1902	3:13
Feb 25, 2011	AKRON	w 2-1	9	3-2-0	0-0-0	Pitts, M. (W 2-0)	1001	2:14
Feb 26, 2011	AKRON	w 6-3	9	4-2-0	0-0-0	Turner, C. (W 2-0)	1113	2:12
Feb 27, 2011	AKRON	w 12-2	7	5-2-0	0-0-0	Colon, L. (W 1-0)	657	1:56
Mar 01, 2011	at #16 Baylor	w 13-2	9	6-2-0	0-0-0	Ballew, T. (W 1-0)	2173	3:14
* Mar 04, 2011	at A&M-Corpus Christi	w 5-3	9	7-2-0	1-0-0	Smith, C. (W 1-1)	351	2:42
* Mar 05, 2011	at A&M-Corpus Christi	w 13-7	9	8-2-0	2-0-0	King, T. (W 1-0)	210	2:56
* Mar 06, 2011	at A&M-Corpus Christi	w 14-1	7	9-2-0	3-0-0	Turner, C. (W 3-0)	259	2:39
Mar 08, 2011	#17 BAYLOR	L 4-6	9	9-3-0	3-0-0	Colon, L. (L 1-1)	1555	3:25
Mar 11, 2011	HOUSTON	w 2-1	9	10-3-0	3-0-0	Smith, C. (W 2-1)	1035	2:28
Mar 12, 2011	HOUSTON	w 17-15	9	11-3-0	3-0-0	Adamek, D. (W 1-0)	947	3:44
Mar 13, 2011	HOUSTON	w 11-10	9	12-3-0	3-0-0	Adamek, D. (W 2-0)	944	3:44
Mar 15, 2011	at #5 Texas	L 1-3	9	12-4-0	3-0-0	Colon, L. (L 1-2)	7007	2:42
* Mar 18, 2011	SAM HOUSTON STATE	w 6-3	9	13-4-0	4-0-0	Pittman, F. (W 1-0)	956	3:04
* Mar 19, 2011	SAM HOUSTON STATE	w 5-3	9	14-4-0	5-0-0	Smith, M. (W 3-0)	815	2:20
* Mar 20, 2011	SAM HOUSTON STATE	w 8-1	9	15-4-0	6-0-0	Turner, C. (W 4-0)	812	2:32
Mar 22, 2011	at #11 TCU	L 1-3	9	15-5-0	6-0-0	Ballew, T. (L 1-1)	3791	2:30
* Mar 25, 2011	at Lamar	w 7-1	9	16-5-0	7-0-0	Smith, C. (W 3-1)	957	2:45
* Mar 26, 2011	at Lamar	L 6-7	9	16-6-0	7-1-0	Pittman, F. (L 1-1)	825	2:32
* Mar 27, 2011	at Lamar	w 9-5	9	17-6-0	8-1-0	Turner, C. (W 5-0)	813	2:43
Mar 30, 2011	MISSOURI	L 2-3	(11)	17-7-0	8-1-0	Adamek, D. (L 2-1)	1168	3:24
* Apr 01, 2011	STEPHEN F AUSTIN	w 10-3	9	18-7-0	9-1-0	Smith, C. (W 4-1)	1076	2:38
* Apr 02, 2011	STEPHEN F AUSTIN	w 12-11	9	19-7-0	10-1-0	Lemke, H. (W 1-0)	1128	3:20
* Apr 03, 2011	STEPHEN F AUSTIN	L 6-7	9	19-8-0	10-2-0	Pittman, F. (L 1-2)	889	2:49
Apr 06, 2011	at #18 Arkansas	L 5-6	9	19-9-0	10-2-0	Adamek, D. (L 2-2)	7337	3:11
* Apr 08, 2011	at Central Arkansas	w 8-3	9	20-9-0	11-2-0	Smith, C. (W 5-1)	424	2:38
* Apr 09, 2011	at Central Arkansas	L 5-6	(11)	20-10-0	11-3-0	McVaney, J. (L 1-1)	427	3:06
* Apr 10, 2011	at Central Arkansas	L 7-13	9	20-11-0	11-4-0	Turner, C. (L 5-1)	356	2:55
Apr 12, 2011	HOUSTON BAPTIST	w 3-2	(13)	21-11-0	11-4-0	Dvorsky, J. (W 1-0)	766	3:20
* Apr 15, 2011	SOUTHEASTERN LA.	L 5-8	9	21-12-0	11-5-0	Smith, C. (L 5-2)	868	3:09
* Apr 16, 2011	SOUTHEASTERN LA.	w 4-0	9	22-12-0	12-5-0	Pitts, M. (W 4-0)	1148	1:54
* Apr 17, 2011	SOUTHEASTERN LA.	w 7-5	9	23-12-0	13-5-0	Dvorsky, J. (W 2-0)	925	2:45
Apr 18, 2011	TEXAS TECH	L 5-8	9	23-13-0	13-5-0	Colon, L. (L 1-3)	1667	2:52
* Apr 21, 2011	at Northwestern State	L 4-7	9	23-14-0	13-6-0	Smith, C. (L 5-3)	388	2:34
* Apr 22, 2011	at Northwestern State	w 4-1	9	24-14-0	14-6-0	Pitts, M. (W 5-0)	317	2:26
* Apr 23, 2011	at Northwestern State	w 16-2	7	25-14-0	15-6-0	Turner, C. (W 6-1)	250	2:17
Apr 26, 2011	at #4 Texas	L 0-2	9	25-15-0	15-6-0	Colon, L. (L 1-4)	6636	2:01
Apr 27, 2011	PRAIRIE VIEW A&M	w 5-1	9	26-15-0	15-6-0	Finnegan, K. (W 1-0)	680	2:28
* Apr 29, 2011	MCNEESE STATE	w 5-2	9	27-15-0	16-6-0	Smith, C. (W 6-3)	700	2:09
* Apr 30, 2011	MCNEESE STATE	L 2-6	9	27-16-0	16-7-0	Pitts, M. (L 5-1)	861	2:23
* May 01, 2011	MCNEESE STATE	w 14-7	9	28-16-0	17-7-0	Ballew, T. (W 2-1)	972	3:05
* May 06, 2011	UTSA	w 3-0	9	29-16-0	18-7-0	Smith, C. (W 7-3)	1022	2:19
* May 07, 2011	at UTSA	w 9-7	9	30-16-0	19-7-0	Ballew, T. (W 3-1)	434	3:42
* May 08, 2011	at UTSA	w 7-6	9	31-16-0	20-7-0	Turner, C. (W 7-1)	227	2:33
May 10, 2011	at #11 Texas A&M	L 5-15	9	31-17-0	20-7-0	Ballew, T. (L 3-2)	3088	2:50
* May 13, 2011	NICHOLLS	w 6-4	9	32-17-0	21-7-0	Smith, C. (W 8-3)	753	2:46
* May 14, 2011	NICHOLLS	w 4-3	9	33-17-0	22-7-0	Pittman, F. (W 2-2)	688	2:17
* May 15, 2011	NICHOLLS	w 14-3	7	34-17-0	23-7-0	Turner, C. (W 8-1)	811	2:12
May 17, 2011	at #17 Rice	L 4-6	9	34-18-0	23-7-0	Borski, B. (L 0-1)	5320	2:59
* May 19, 2011	at UT Arlington	L 5-6	9	34-19-0	23-8-0	Pitts, M. (L 5-2)	342	2:28
* May 20, 2011	at UT Arlington	w 4-2	(11)	35-19-0	24-8-0	McVaney, J. (W 1-1)	348	3:47
* May 21, 2011	at UT Arlington	L 6-9	9	35-20-0	24-9-0	Turner, C. (L 8-2)	367	2:50

^ = Texas State Tournament

* = Conference game

() extra inning game

2011 Texas State Roster

No.	Name	Pos.	B/T	Ht.	Wt.	Cl./Exp.	Hometown/High School/Preview School
1	Tyler Sibley	IF	R/R	5-10	160	Jr./2L	Frisco, Texas/Frisco HS
2	Cody Perkins	IF	R/R	5-10	180	Fr./HS	Kingwood, Texas/Kingwood HS
3	Clint Vest	IF	R/R	5-9	150	Sr./3L	Sugar Land, Texas/Elkins HS
4	Isaac Nuti	IF	S/R	5-11	175	Jr./TR	Brenham, Texas/Brenham HS/Blinn College
6	Donnie Hart	LHP	L/L	5-11	180	R-Fr./HS	Katy, Texas/Seven Lakes HS
7	Fielding Pittman	RHP	R/R	5-10	180	Sr./TR/2L	Dallas, Texas/Lake Highlands HS/Howard
9	Dylan Adamek	RHP	R/R	5-11	185	Jr./TR	Pasadena, Texas/Pasadena Memorial HS/San Jacinto CC
10	Colton Turner	LHP	L/L	6-2	185	So./1L	Joshua, Texas/Joshua HS
11	Tyler King	LHP	L/L	6-2	205	Jr./TR	Duncan, Okla./Duncan HS/Howard JC
12	Hunter Lemke	RHP	R/R	6-0	165	Fr./HS	Cypress, Texas/Cypress Falls HS
13	Christian Gallegos	IF	R/R	6-1	170	So./1L	Corpus Christi, Texas/Moody HS
14	Joey Fuda	OF	R/R	6-0	175	Jr./TR	Katy, Texas/Katy HS/Navarro College
15	Kyle Finnegan	RHP	R/R	6-1	165	Fr./HS	Kingwood, Texas/Kingwood HS
17	Mitchell Pitts	RHP	R/R	5-10	165	Jr./2L	Highland Village, Texas/Marcus HS
18	Travis Ballew	RHP	R/R	6-0	160	So./1L	Rockwall, Texas/Rockwall HS
21	Casey Kalenkosky	C/IF	R/R	6-0	195	Jr./TR	San Antonio, Texas/John Marshall HS/Cisco JC
22	Bret Atwood	OF	L/L	5-8	160	Sr./3L	Katy, Texas/Katy HS
23	Blake Whitter	RHP/OF	R/R	6-2	180	Fr./HS	Kingwood, Texas/Kingwood HS
24	Cody Gambill	OF	L/R	5-10	195	Jr./2L	Allen, Texas/Allen HS
26	Garrett Shepperd	RHP	R/R	6-2	200	So./1L	Georgetown, Texas/Georgetown HS
27	Carson Smith	RHP	R/R	6-5	215	Jr./TR/1L	Midland, Texas/Midland Christian/Grayson County CC
29	Jeff McVaney	OF/LHP	R/L	6-2	210	Jr./2L	Houston, Texas/Strake Jesuit HS
30	Andrew Stumph	C	R/R	6-0	215	So./1L	Katy, Texas/Katy HS
31	Brian Borski	RHP	R/R	6-1	195	Sr./3L	Houston, Texas/St. Thomas HS
32	Taylor Black	RHP	R/R	6-2	170	Fr./HS	Allen, Texas/Allen HS
34	Blake Bagley	RHP	R/R	6-4	240	Fr./HS	San Marcos, Texas/San Marcos HS
35	Joseph Dvorsky	RHP	R/R	6-2	195	Sr./TR/1L	Waco, Texas/Reicher Catholic HS/McLennan CC
36	Scott Grist	RHP	R/R	6-3	165	Fr./HS	Sugar Land, Texas/Kempner HS
37	Miguel Maldonado	RHP	R/R	6-3	215	Jr./TR	Austin, Texas/James Bowie HS/McLennan CC
38	Jim McGonigle	RHP	R/R	6-3	210	Sr./TR	Houston, Texas/Second Baptist HS/University of New Orleans
39	Kyle Kubitz	IF	L/R	6-4	190	Jr./2L	Colleyville, Texas/Colleyville Heritage HS
40	Cory Falvey	OF	R/R	6-0	195	So./TR	El Paso, Texas/Socorro HS/Cisco College
41	Morgan Mickan	OF	L/R	6-2	195	So./TR	Georgetown, Texas/Georgetown HS/Texas
42	Andrew Lacombe	C/IF/OF	R/R	6-0	200	So./1L	Southlake, Texas/Carroll HS
45	Lee Colon	LHP	L/L	6-1	170	Sr./TR/1L	Del Valle, Texas/Del Valle HS/Temple College

- 5 Head Coach: Ty Harrington (12th Season, Texas '87)
 16 Assistant Coach: Derek Matlock (Fourth Season, UT Arlington '90)
 28 Assistant Coach: Jeremy Fikac (Fourth Season, Texas State '98)
 25 Volunteer Assistant Coach: Jordan Kopycinski (First Season, Texas State '10)
 33 Student Coach: Shaun Garcia
 20 Student Manager: Daniel Fernandez
 44 Student Manager: Thomas McVaney

Pronunciation Guide

- 4 Isaac **Nuti** - NEW-tee
 13 Christian **Gallegos** - guy-YAY-gos
 21 Casey **Kalenkosky** - kel-len-KAH-skee
 30 Andrew **Stumph** - stump
 39 Kyle **Kubitz** - kuh-bit-zuh
 28 Jeremy **Fikac** - fee-KAHCH
 25 Jordan **Kopycinski** - KOPE-uh-sin-skee

Roster Breakdown

Seniors - 7	Returns - 18
Juniors - 12	Newcomers - 17
Sophomores - 8	
Freshmen - 8	Pitchers - 21
	Position Players - 16