

2011-12 TEXAS STATE MEN'S BASKETBALL FACT BOOK
2011-12 TEXAS STATE MEN'S BASKETBALL FACT BOOK
2011-12 TEXAS STATE MEN'S BASKETBALL FACT BOOK

TEXAS
1
STATE



TEXAS
STATE

A member of The Texas State University System

QUICK FACTS/TABLE OF CONTENTS

TEXAS STATE QUICK FACTS

GENERAL INFORMATION

Location San Marcos, Texas 78666
 Founded 1899
 Enrollment 34,113 (Fall 2011)
 Nickname Bobcats
 Colors Maroon & Gold (PMS 504 & 872)
 Affiliation NCAA Division I
 Conference Southland Conference
 President Dr. Denise M. Trauth
 Faculty Representative Dr. Paul Gowens
 Director of Athletics Dr. Larry Teis
 Senior Woman Administrator Tracy Shoemake

ARENA INFORMATION

Arena Name Strahan Coliseum
 Official Capacity 7,200
 First Year 1982-83
 First Game Nov. 25, 1982 (Texas State 96, Sul Ross 66)
 Largest Crowd 5,591 vs. UTSA (Jan. 29, 1998)
 Record at Strahan Coliseum 211-130

BASKETBALL HISTORY

First Year of Basketball 1920
 Overall Record 1,195-1028-1 (.537)
 Conference Championships 11
 Southland Conference Two (1997 & 1999)
 SLC Tournament Titles Two (1994 & 1997)
 Lone Star Conference Nine (1950, 1951, 1952, 1955,
 1959, 1960, 1974, 1979 & 1980)
 NCAA Tournament Appearances Two (0-2/1994 & 1997)
 NAIA Tournament Appearances 1960 (National Champions)

COACHING STAFF

Head Coach Doug Davalos
 Alma Mater Houston, 1994
 Record at Texas State 67-84 (five seasons)
 Career Record 139-119 (nine seasons)
 Basketball Office (512) 245-3832
 Fax Number (512) 245-8807

 Assistant Coach Rob Flaska (Michigan Tech, 1982)
 Assistant Coach Eric Brand (Bethel, 2000)
 Assistant Coach Jason Burton (Austin College, 2007)
 Director of Basketball Operations Mark Berokoff (Regis, 2006)
 Athletic Trainer Jason Karlik
 Strength and Conditioning Coach Leo Seitz

TEAM INFORMATION

2010-11 Overall Record 16-16
 2010-11 Southland Conference Record 10-6
 SLC Finish T-2nd Overall/T-1st in the West Division
 Postseason Results None
 Starters Returning/Lost 2/3
 Letterwinners Returning/Lost 6/7

Texas State University-San Marcos is an equal opportunity educational institution.

Texas State University-San Marcos is a member of The Texas State University System.

This information is available in an alternate format upon request from the Office of Disability Services.

TABLE OF CONTENTS

2011-12 TEXAS STATE MEN'S BASKETBALL

Media Information 2
 Sports Information Staff 3
 2011-12 Schedule 4
 2011-12 Roster 5
 2011-12 Outlook 6
 Player Bios 8
 Head Coach Doug Davalos 16
 Assistant Coach Rob Flaska 17
 Assistant Coach Eric Brand 18
 Assistant Coach Jason Burton 19
 Director of Operations Mark Berokoff 19
 Support Staff 20

TEXAS STATE UNIVERSITY & ADMINISTRATION

Texas State University System/Board of Regents 22
 University Administration 23
 Athletics Administration 24

2010-11 IN REVIEW

2010-11 Season In Review 26
 2010-11 Results and Leaders 28
 2010-11 Overall Statistics 29
 2010-11 Individual & Team Highs and Lows 30
 2010-11 Conference Standings & Statistics 32
 2010-11 Game-By-Game Box Scores 39

HISTORY AND RECORDS

Texas State Timeline 47
 Texas State Championship Teams 48
 Strahan Coliseum 49
 Team and Individual Game Records 50
 Individual Career Leaders 51
 Individual Single Season Leaders 53
 Annual Individual Statistical Leaders 55
 Texas State Individual Honor Roll 58
 All-Time Lettermen 59
 Texas State's All-Time Record 61
 Texas State's All-Time Game-By-Game Results 62
 Davalos vs. Opponents 75
 Texas State's All-Time Series Records 76
 All-Time Series Records 77
 Coaching Records & Milestone Victories 82
 Year-by-Year Coaches and Results 83

FACT BOOK CREDITS

The 2011-12 Texas State men's basketball fact book is a publication of the Texas State Sports Information Department. The guide was written, edited and produced by Denise Thompson. The cover was designed by Denise Thompson. Editorial contributions by the Texas State Sports Information staff Rick Poulter, Steve Appelhans, Rob Beuerlein, and Matt Burkholder. Any reprinting or reproduction for commercial purposes is prohibited. Copies of this fact book are available to the general public for \$20 each and may be purchased by contacting the Texas State Athletics Deptment or on the Texas State Athletics website- www.txstatebobcats.com. For additional information concerning Texas State Men's Basketball, contact Denise Thompson at 512-245-2988.

Printing:
 Texas State Copy Cats

Photography:
 Chandler Prude of Texas State University Marketing and his staff.



MEDIA POLICIES



WWW.TXSTATEBOBCATS.COM

The official website for the Texas State Athletics Department, www.txstatebobcats.com, supplies Bobcat fans around the world with the news and features on the Texas State men's basketball team.

The basketball page on the site provides press releases, rosters, bios, schedules, team statistics, game notes, photo galleries, audio and video highlights for Bobcat fans and the media.

In addition, live statistics, video and audio streaming of each home game is provided. For road games, live statistics and audio streaming is made available by the road team and can be found by visiting the Bobcat men's basketball schedule page.

Fans can participate in weekly polls, as well as check out the latest blogs and interact with Texas State on the social networking sites, such as Facebook and Twitter.

COVERING TEXAS STATE BOBCAT BASKETBALL

The Sports Information Department is Texas State University's link to the media and its coverage of Bobcat Athletics. The Sports Information Department compiles and presents accurate information to the media on the Texas State athletics program utilizing press releases, fact books, e-mails and phone calls.

The sports information office is under the direction of assistant athletics director Rick Poulter and is located in the Darren B. Casey Athletic Administrative Complex, Room 126.

2011-12 FACT BOOK

The 2011-12 edition of the Texas State men's basketball fact book is a comprehensive source of information containing player and coaching staff biographies, statistics and historical reference materials for use by media covering Texas State basketball. For additional information concerning Texas State men's basketball, please contact Denise Thompson in the Sports Information Office at 512.245.2988.

STRAHAN COLISEUM

Press row for Texas State basketball games is located on the south side of the court at Strahan Coliseum, across from the team benches. The media entrance to the arena is from the southeast corner of the Coliseum, and the southeast entrance is also used for Will Call pick up of credentials. Parking is located just off the southeast corner of the Coliseum for media with proper credentials.

MEDIA AND PHOTO CREDENTIALS

Credentials for Texas State home basketball games are issued for working media only and must be requested through the media relations office, preferably in advance. Only photographers on assignment from an accredited media agency will be issued credentials. Photographers are required to

abide by the guidelines set forth by the NCAA on shooting limitations from the sidelines. Those not complying with the guidelines may be removed.

MEDIA SERVICES

Pregame packets including notes, statistics and gameday programs will be available prior to first serve. Timeout, half-time and final statistics, plus a running play-by-play and post game notes will be provided. Final statistics will be distributed via email following the conclusion of the game. To be added to the post game distribution list, call Denise Thompson in the Sports Information office at 512.245.2988.

WEBSITES, BLOGS, LIVE UPDATES

Fan-based Websites containing at least one or more of the following: chat rooms, message boards, recruiting information, scouting reports and links to news sites, as well as other fan-based features shall not be issued credentials. Local and national organizations that maintain a news-based website in connection with their regular newspaper or magazine, as well as radio or television broadcast, shall be issued credentials on a game-by-game basis. Live updates will not be permitted.

INTERVIEWS

Following home games, Head Coach Doug Davalos will return to the floor for a post-game interview with the official broadcast station of Texas State Athletics following a brief cooling-off period. Davalos and selected players will then go to the media room to be interviewed by the press. Texas State's locker room will remain closed at all times. Requests for selected players must be submitted to the media relations staff by the one-minute mark, with the exception of games being decided in the final minute.

All other interviews with basketball players or staff members must be arranged through Denise Thompson with at least 24 hours notice. Media should never contact a player or coach directly.

TELEPHONES/INTERNET

Strahan Coliseum is equipped with wireless internet services. A limited number of telephone lines are available on press row. There will be one courtesy line available for visiting teams' "official" broadcast station. Stations and writers wishing to have another line installed should make arrangements through Texas State Telcom Services at 512.245.2525.

TXST, NOT 'TSU'

In editorial references to Texas State athletics, media outlets are asked to refrain from the use of the 'TSU' acronym. Print and broadcast outlets are asked to use 'Texas State' and 'Bobcats'. For those using acronyms, please use 'TXST.'



MEDIA OUTLETS/SPORTS INFORMATION STAFF

MEDIA COVERING THE BOBCATS

NEWSPAPERS

San Marcos Daily Record (512) 392-2458
 sports editor: Randy Stevens **Texas State beat writer:** Tyler Mayforth

Austin American-Statesman (800) 777-0833
 assistant sports editor: Rich Tijerina **Texas State beat writer:** Josh Brown **columnist:** Kirk Bohls

San Antonio Express-News (800) 555-1551
 sports editor: Burt Henry assistant sports editor and **Texas State beat writer:** Jerry Briggs

New Braunfels Herald-Zeitung (830) 625-9144
 sports editor: Chris Hoffman

University Star (512) 245-3489
 sports editor: Josh Brown

RADIO

KTSW-FM, San Marcos (512) 245-3485
 sports director: Weston Warner

KGNB, New Braunfels (830) 625-7311
 sports director: Brant Freeman

ESPN Austin (512) 346-8255
 Erin Hogan, Dan Neil, Chip Brown, Sean Adams, Geoff Ketchum, Chad Hastings

ESPN, San Antonio (210) 656-3776
 Jason Minnix, Chris Duel

Ticket 760-AM, San Antonio (210) 736-9700
 Walter Pasacrita, Andy Everett, Mike Taylor, Calvin Casey

TELEVISION

KTBC-TV (Fox), Austin (512) 474-5113
 sports director: Dave Cody **weekend anchor:** John Hygh **reporter:** Dennis De la Peña

KVUE-TV (ABC), Austin (512) 459-2065
 sports director: Mike Barnes **weekend anchor:** Bryan Mays **reporter:** Matt Mitchell

KXAN-TV (NBC), Austin (512) 703-5214
 sports director: Roger Wallace **reporters:** Brian Sanders, Leila Rahimi, David Scott

KEYE-TV (CBS), Austin (512) 490-2172
 sports director: Bob Ballou **weekend anchor:** Courtney Timmons

YNN (Your News Now) Austin (512) 531-8860
 reporters: Mike Berman, Ricky Doyle, Julie Morales

KENS-TV (CBS), San Antonio (210) 366-5001
 sports director: Joe Reinagel

WOAI-TV (NBC), San Antonio (210) 226-4444
 Don Harris, David Chancellor, Humberto Cervera

KSAT-TV (ABC), San Antonio (210) 351-1270
 Larry Ramirez, Greg Simmons

KABB-TV (Fox), San Antonio (210) 442-6353
 sports director: Chuck Mketinac **reporters:** Darren Haynes, Hector Ledesma

WEBSITES

Newstreamz.com in San Marcos (512) 392-4220
 news editor: Brad Rollins

Bobcatfansmagazine.com
 publisher: Rick Koch

BobcatReport.com
 publisher: Brent Thibodeaux

SPORTS INFORMATION

Assistant Athletic Director/Sports Information

Rick Poulter

Office Phone (512) 245-2966

E-Mail Address rpoulter@txstate.edu

Assistant Director/MBB Contact

Denise Thompson

Office Phone (512) 245-2988

Cell Phone (512) 216-3440

E-Mail Address dt24@txstate.edu

SID Fax (512) 245-2967

Strahan Coliseum Press Row (512) 245-5532

Assistant Director

Steve Appelhans

Office Phone (512) 245-4387

E-Mail Address sa38@txstate.edu

Assistant Director

Rob Beuerlein

Office Phone (512) 245-4692

E-Mail Address rb60@txstate.edu

Athletic Website www.txstatebobcats.com

University Website www.txstate.edu

Athletic Department (512) 245-2114

Ticket Office (512) 245-2272

Toll Free Number (877) 798-CATS

SID Mailing Address:

Darren B. Casey Athletic Administration Complex

601 University Drive

San Marcos, Texas 78666



2011-12 TEXAS STATE MEN'S BASKETBALL

SCHEDULE

Day	Date	Opponent	Location	Time
FRIDAY	NOV. 11	TEXAS LUTHERAN	SAN MARCOS	7:30 P.M.
TUESDAY	NOV. 15	HOWARD PAYNE	SAN MARCOS	7:00 P.M.
Friday	Nov. 18	Toledo	Edinburg, Texas	4:30 p.m.
Saturday	Nov. 19	UTPA	Edinburg, Texas	TBA
Sunday	Nov. 20	South Carolina-Upstate	Edinburg, Texas	TBA
SUNDAY	NOV. 27	NORTHWESTERN OKLAHOMA	SAN MARCOS	4:00 P.M.
SATURDAY	DEC. 3	HOUSTON BAPTIST	SAN MARCOS	4:00 P.M.
TUESDAY	DEC. 6	HOUSTON	SAN MARCOS	6:00 P.M.
Saturday	Dec. 10	Texas	Austin, Texas	7:00 p.m.
Tuesday	Dec. 20	Long Island	Brooklyn, N.Y.	6:00 p.m.
Thursday	Dec. 22	Fordham	Bronx, N.Y.	6:00 p.m.
WEDNESDAY	DEC. 28	HUSTON TILLISON	SAN MARCOS	7:30 P.M.
Friday	Dec. 30	Houston (CSS)	Houston, Texas	8:00 p.m.
WEDNESDAY	JAN. 4	STEPHEN F. AUSTIN*	SAN MARCOS	7:00 P.M.
Saturday	Jan. 7	Northwestern State*	Natchitoches, La.	2:00 p.m.
SATURDAY	JAN. 14	MCNEESE STATE*	SAN MARCOS	4:00 P.M.
Wednesday	Jan. 18	Sam Houston State*	Huntsville, Texas	7:00 p.m.
SATURDAY	JAN. 21	UTSA*	SAN MARCOS	4:00 P.M.
Wednesday	Jan. 25	Texas A&M-Corpus Christi*	Corpus Christi, Texas	7:00 p.m.
SATURDAY	JAN. 28	UT ARLINGTON*	SAN MARCOS	4:00 P.M.
Wednesday	Feb. 1	Stephen F. Austin*	Nacogdoches, Texas	7:00 p.m.
Saturday	Feb. 4	Nicholls*	Thibodaux, La.	4:00 p.m.
WEDNESDAY	FEB. 8	CENTRAL ARKANSAS*	SAN MARCOS	7:00 P.M.
Saturday	Feb. 11	UT Arlington*	Arlington, Texas	4:00 p.m.
WEDNESDAY	FEB. 15	TEXAS A&M-CORPUS CHRISTI*	SAN MARCOS	7:00 P.M.
Fri.-Sun.	Feb. 17-19	ESPN BracketBusters	TBA	TBA
Wednesday	Feb. 22	Southeastern Louisiana*	Hammond, La.	7:00 p.m.
Saturday	Feb. 25	UTSA*	San Antonio, Texas	4:00 p.m.
WEDNESDAY	FEB. 29	LAMAR*	SAN MARCOS	7:00 P.M.
SATURDAY	MARCH 3	SAM HOUSTON STATE*	SAN MARCOS	4:00 P.M.
Wed. - Sat.	March 7-10	Southland Conference Tournament	Katy, Texas	TBA

* Denotes Southland Conference game

All times Central Standard Time and subject to change



**ALPHABETICAL ROSTER**

No.	Name	Ht	Wt	Pos	Yr/Exp	Hometown/Last School
20	Dante Bachus	6-7	230	F	Fr/HS	Houston, Texas/Sam Houston HS
30	Gordon Ball	6-8	240	F	Jr/Tr	Houston, Texas/Elkin HS/Lamar State-Pa.
5	John Bowman	6-4	202	G	Sr/3L	Mesquite, Texas/John D. Horn HS
22	Basil Brown	6-5	195	F	R-Fr/HS	Dallas, Texas/Richardson Berkner HS
23	Xavier Dade	6-0	185	G	Fr/HS	Dallas, Texas/Dallas Lincoln HS
10	Wesley Davis	6-3	185	G	Fr/HS	Arlington, Texas/Mansfield Summit HS
32	Jeremy Hinton	6-6	250	F	Sr/Tr	Frisco, Texas/Frisco HS/South Plains JC
44	Nick Hinton	6-9	225	F	R-Fr/HS	Frisco, Texas/Wakeland HS
15	Travis Jones	6-5	205	G	Sr/1L	Georgetown, Texas/Georgetown HS/Lon Morris College
1	Vonn Jones	5-11	165	G	Jr/Tr	Hartland, Mich./Hartland HS/Lamar State-Pa.
0	Jordan Kirschke	5-11	170	G	Jr/1L	Hungerford, Texas/Wharton HS/Culver-Stockton
3	Reid Koenen	6-7	200	F	So/1L	Racine, Wisc./Prairie HS
35	Luke Mergerson	6-8	240	F	Fr/HS	Duncanville, Texas/Duncanville HS
11	Eddie Rios	6-0	190	G	Sr/1L	Miami, Fla./ Miami Senior HS/University of Miami
21	Matt Staff	6-10	235	F	Jr/1L	Houston, Texas/Memorial HS/University of New Mexico
2	Brooks Ybarra	6-5	195	F	Sr/2L	Mont Belvieu, Texas/Baytown HS/Lamar University

NUMERICAL ROSTER

No.	Name	Ht	Wt	Pos	Yr/Exp	Hometown/Last School
0	Jordan Kirschke	5-11	170	G	Jr/1L	Hungerford, Texas/Wharton HS/Culver-Stockton
1	Vonn Jones	5-11	165	G	Jr/Tr	Hartland, Mich./Hartland HS/Lamar State-Pa.
2	Brooks Ybarra	6-5	195	F	Sr/2L	Mont Belvieu, Texas/Baytown HS/Lamar University
3	Reid Koenen	6-7	200	F	So/1L	Racine, Wisc./Prairie HS
5	John Bowman	6-4	202	G	Sr/3L	Mesquite, Texas/John D. Horn HS
10	Wesley Davis	6-3	185	G	Fr/HS	Arlington, Texas/Mansfield Summit HS
11	Eddie Rios	6-0	190	G	Sr/1L	Miami, Fla./ Miami Senior HS/University of Miami
15	Travis Jones	6-5	205	G	Sr/1L	Georgetown, Texas/Georgetown HS/Lon Morris College
20	Dante Bachus	6-7	230	F	Fr/HS	Houston, Texas/Sam Houston HS
21	Matt Staff	6-10	235	F	Jr/1L	Houston, Texas/Memorial HS/ University of New Mexico
22	Basil Brown	6-5	195	F	R-Fr/HS	Dallas, Texas/Richardson Berkner HS
23	Xavier Dade	6-0	185	G	Fr/HS	Dallas, Texas/Dallas Lincoln HS
30	Gordon Ball	6-8	240	F	Jr/Tr	Houston, Texas/Elkin HS/Lamar State-Pa.
32	Jeremy Hinton	6-6	250	F	Sr/Tr	Frisco, Texas/Frisco HS/South Plains JC
35	Luke Mergerson	6-8	240	F	Fr/HS	Duncanville, Texas/Duncanville HS
44	Nick Hinton	6-9	225	F	R-Fr/HS	Frisco, Texas/Wakeland HS

Coaching Staff

Head Coach: Doug Davalos

Assistant Coaches: Rob Flaska, Eric Brand, Jason Burton

Director of Basketball Operations: Mark Berokoff

Athletic Trainer: Jason Karlik (jk19@txstate.edu); 512-245-2227

Sports Information Contact: Denise Thompson (dt24@txstate.edu); 512-245-2988

PRONUNCIATION GUIDE

Dante BACHUS	BOCK-iss
John BOWMAN	BO-man
XAVIER Dade	X-ay-vier
VONN Jones	TRUH-vahn
Jordan KIRSCHKE	Ker-SKI
Reid KOENEN	CAN-in
Luke MERGERSON	Mur-gur-sin
Brooks YBARRA	Yuh-BAR-uh
Doug DAVALOS	DAH-vuh-LOS



SEASON OUTLOOK

Texas State comes into the 2011-12 season looking to build off its Southland Conference West Division Championship from a year ago. The Bobcats and head coach Doug Davalos are known for their high-scoring offense, finishing the 2010-11 season ranked 15th in the nation in points per game. Davalos, who enters his sixth season at the helm of the basketball program, has led the Bobcats to an improved overall win percentage each of his five years.

Texas State returns two starters from last season, along with four seniors that will be counted upon to lead the Bobcats. Senior guard John Bowman was the only Bobcat to start every game last year; tying a single season school record. Bowman, who is known for his tough defense, returns for his senior campaign looking to pilot the team.

In addition to Bowman in the backcourt, the Bobcats will have senior guards Travis Jones and Eddie Rios returning. Both Rios and Jones are capable of draining three-point shots. The duo registered 98 of Texas State's 185 three-pointers last season to help the Bobcats average 78.3 points per game. Rios is the team's top returning scorer after he averaged 9.0 points per game and had 31 steals. Jones, who averaged 7.5 points per game, led Texas State in three-pointers made with 49. The Bobcats enter the 2011-12 season as the fourth-ranked scoring offense in the nation in the last five years.

After losing the team's top two scorers in big men Tony Bishop and Cameron Johnson, the Bobcats look to a group of nine this season to fill the void under the basket. With nine forwards on its roster, the key for Texas State is to find two solid guys who can step up.

Senior forward Brooks Ybarra had an impressive junior year as the season went on, and the Bobcats will look to see him continue his improvement in 2011-12. Junior Matt Staff and sophomore Reid Koenen also return to provide the Bobcats additional depth they need down low.

Texas State has nine newcomers on its roster; including red-shirt freshmen forwards Nick Hinton and Basil Brown, who both practiced with the Bobcats all last season.

Joining the pair will be junior college transfers, Vonn Jones and Gordon Ball. Both Jones and Ball helped guide Lamar State-Pa. to the 2011 NJCAA Region XIV Championship title; where Jones was named the Most Valuable Player.

Freshmen guards Wesley Davis and Xavier Dade will also vie for playing time. Davis (6-3, 185) was named the District 7-4A Most Valuable Player as a senior at Mansfield Summit HS, while Dade (6-0, 185) was a standout at Lincoln HS; the 10th-ranked team in the state of Texas in 2011.

Freshmen forwards Dante Bachus and Luke Mergerson will do their part in fighting for playing time in the frontcourt, as the Bobcats look to continue their winning ways this coming season.

The 2011-12 Texas State men's basketball schedule is highlighted by 14 home, 14 road and two neutral contests. The Bobcats play at the University of Texas, a home and home series with Houston, and will participate in ESPN BracketBusters in late February. Texas State will also make a trip to New York in December for games against Long Island and Fordham. The Bobcats enter 2011-12 on a 10-game home win streak dating back to December 31, 2010; including an 8-0 SLC mark at Strahan Coliseum.

ROSTER BY EXPERIENCE

THREE-YEAR LETTERMEN (1)
John Bowman

TWO-YEAR LETTERMEN (1)
Brooks Ybarra

ONE-YEAR LETTERMEN (5)
Travis Jones
Jordan Kirschke
Reid Koenen
Eddie Rios
Matt Staff

JUNIOR-COLLEGE TRANSFERS (3)
Gordon Ball
Vonn Jones
Jeremy Hinton

FRESHMEN (6)
Dante Bachus
Basil Brown
Xavier Dade
Wesley Davis
Nick Hinton
Luke Mergerson

ROSTER BY CLASSIFICATION

SENIORS (5)
John Bowman
Jeremy Hinton
Travis Jones
Eddie Rios
Brooks Ybarra

JUNIORS (4)
Gordon Ball
Vonn Jones
Jordan Kirschke
Matt Staff

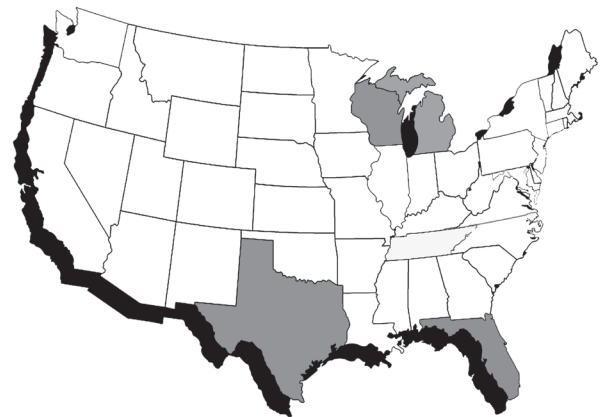
SOPHOMORE (1)
Reid Koenen

FRESHMEN (6)
Dante Bachus
Basil Brown
Xavier Dade
Wesley Davis
Nick Hinton
Luke Mergerson

ROSTER BY POSITION

GUARDS (7)
John Bowman
Xavier Dade
Wesley Davis
Travis Jones
Vonn Jones
Jordan Kirschke
Eddie Rios

FORWARDS (9)
Dante Bachus
Gordon Ball
Basil Brown
Jeremy Hinton
Nick Hinton
Reid Koenen
Luke Mergerson
Matt Staff
Brooks Ybarra



GEOGRAPHICAL ROSTER

FLORIDA (1)
Eddie Rios

MICHIGAN (1)
Vonn Jones

TEXAS (13)
Dante Bachus
John Bowman
Basil Brown
Xavier Dade
Wesley Davis
Jeremy Hinton
Nick Hinton
Travis Jones
Jordan Kirschke
Reid Koenen
Luke Mergerson
Matt Staff
Brooks Ybarra

WISCONSIN (1)
Reid Koenen



Bobcat Notes

- The Bobcats rank fourth in the nation in points per game over the past five years. Texas State finished the 2010-11 season at No. 15 with an average 78.3 points per game.
- Doug Davalos is the 14th head coach in Texas State history, and enters 2011-12 as the seventh all-time in career wins with 67.
- *Foxsports.com* announced in 2011 coach Davalos was ranked No. 2 of all Division I head coaches in total increase in APR (academic progress rate) since his arrival in 2006. Coach Davalos has had 17 student-athletes graduate under his program.
- Texas State tips off its 91st season of intercollegiate basketball when it plays host to Texas Lutheran on Friday, Nov. 11. The Bobcats hold an all-time record of 1,195-1,028-1 (.537) in their previous 90 years of competition.
- The Bobcats have claimed a total of 11 conference championships in program history. The Bobcats won 10 Lone Star Conference Championships between 1931-83 (1950, 1951, 1952, 1955, 1959, 1960, 1974, 1979, 1980). The Bobcats have earned two Southland conference regular season titles since joining the league in 1987 (1997, 1999).
- The Bobcats have claimed two Southland Conference Tournament Titles (1994, 1997) which included births into the NCAA Tournament also known as the "Big Dance."
- Texas State has made three consecutive trips to the Southland Conference Tournament.
- Texas State has had 20 players named to the All-Southland Conference teams for a total of 29 overall votes. Nine votes for first-team, 11 votes for second-team, and nine votes for third-team.
- Dante Mathis is the sole Bobcat to earn Southland Conference Player of the Year (1999) in Texas State's 24-year membership with the conference.
- Texas State had two players named to the All-Conference team in the 2011 season. It was the first time Texas State had two players selected to the All-Conference team since 2005.
- The Bobcats have registered an all-time record of 243-135 (.643) in 29 seasons at Strahan Coliseum. Since Doug Davalos arrived in San Marcos, the Bobcats have recorded a 47-24 mark (.661) at Strahan Coliseum, including a 24-17 (.585) record in Southland Conference home games. The Bobcats posted an 11-3 record at home last year and swept conference play at Strahan Coliseum (8-0).
- The Bobcats will carry a 10-game home win streak into the 2012 season. Texas State went undefeated in conference home games for the third time in school history in 2011. The Bobcats accomplished the same feat in 1993-94 and 1996-97).
- The Bobcats finished with a 10-6 SLC record, their most conference wins since 1998. Texas State has posted five consecutive years with an improved overall and conference record. The Bobcats are the only SLC program in conference history to accomplish this feat.
- Texas State currently has seven former Bobcats playing professionally overseas or in the NBA. Most notably, current Indiana Pacer Jeff Foster was selected 21st overall in the 1999 NBA Draft.

TOP RETURNING STATISTICAL LEADERS

POINTS	G	Pts	Pts/G
Rios, Eddie	30	271	9.0
Jones, Travis	32	239	7.5
Bowman, John	32	177	5.5

FG PERCENTAGE	FG	Att	Pct
Ybarra, Brooks	22	45	.489
Staff, Matt	41	87	.471
Jones, Travis	86	204	.422
Bowman, John	65	154	.422

3-POINT PERCENTAGE	3FG	Att	Pct
Ybarra, Brooks	17	34	.500
Bowman, John	14	39	.359
Jones, Travis	49	137	.358

FT PERCENTAGE	FT	Att	Pct
Staff, Matt	20	27	.741
Rios, Eddie	32	49	.653
Jones, Travis	18	28	.643

REBOUND AVERAGE	G	Reb	Reb/G
Staff, Matt	23	68	3.0
Jones, Travis	32	93	2.9
Bowman, John	32	70	2.2

ASSISTS	G	No.	Ast/G
Rios, Eddie	30	60	2.00
Bowman, John	32	58	1.81
Staff, Matt	23	19	0.83

STEALS	G	No.	Stl/G
Rios, Eddie	30	31	1.03
Jones, Travis	32	24	0.75
Bowman, John	32	23	0.72

OFFENSIVE REBOUNDS	G	No.	Avg/G
Staff, Matt	23	21	0.91
Bowman, John	32	22	0.69
Jones, Travis	32	20	0.63

DEFENSIVE REBOUNDS	G	No.	Avg/G
Jones, Travis	32	73	2.28
Rios, Eddie	30	48	1.6
Bowman, John	32	48	1.5


BLOCKED SHOTS	G	No.	Blk/G
Staff, Matt	21	12	0.52

MINUTES	G	No.	Min/G
Rios, Eddie	30	713	23.8
Bowman, John	32	727	22.7
Jones, Travis	32	724	22.6



PLAYER BIOS

John Bowman



Senior • 3L • Guard
6-4 • 202
Dallas, Texas
John P. Horn HS

5

2010-11

Was the only Bobcat to start all 32 games to become the first player in Texas State history to accomplish the feat ... averaged 5.5 points, 2.2 rebounds and 22.7 minutes per outing ... scored in all but three contests ... had a season-long scoring streak of 23 games ... had six double figure scoring games ... handed out 58 assists and collected 23 steals ... handed out four or more assists in four games ... shot 42.2 percent from the field and 60 percent from the free throw line ... connected on 14 three-pointers and had four blocks ... scored a season-high 13 points against Stephen F. Austin at home, while hitting a season best 7-of-9 free throws (2/2) ... registered 11 points against Houston Baptist, UT Arlington and Southeastern Louisiana ... pulled down a season-high seven rebounds against UTSA (1/22).

2009-10

Played in 31 games and made 17 starts for Texas State ... scored in double figures eight times ... logged a season-high 45 minutes in a triple overtime loss to TCU (11/24), while recording a career-best 17 points and five assists ... scored 15 points and handed out a career-best six assists at Lamar ... scored 15 points against Central Arkansas ... led Texas State with 14 points and handed out five assists against Texas Lutheran ... scored 13 points and collected three steals against Texas A&M International ... netted 12 points off the bench in the season opener against Howard Payne and 10 points against UT Pan American ... collected a season-best four steals at UT Arlington ... also recorded three steals against Texas A&M-Corpus Christi.

2008-09

Saw action in 28 games with seven starts as a freshman ... voted the team's Sixth Man of the Year ... posted a scoring average of 4.7 points per game ... scored in double figures three times with a season-best of 14 points against Southwest Assemblies ... netted 12 points against Northwestern State ... also tallied 11 points at UTSA ... grabbed a season-best of seven rebounds against Southwest Assemblies ... pulled down three rebounds in his first collegiate game against San Francisco ... recorded two rebounds in six other games ... handed out two assists against Northern Colorado, Lamar and Texas A&M-Corpus Christi ... made two three-point field goals against Lamar and McMurry ... Recorded 10 steals and three blocks throughout the season.

HIGH SCHOOL

Nominated for McDonald's All-America team ... named All-District 12-5A after leading the district with 17.9 points per game as a senior...one of the Top 15 scoring leaders in the Dallas area ... also averaged 3.3 rebounds and 3.0 assists ... scored 16 points against W.T. White in a district playoff game, giving Horn is first playoff victory ... led Horn to a 26-9 record during his senior season and a second-place finish in District 12-5A with an 8-2 mark ... averaged 17 points, five rebounds and three assists as a junior ... led Horn to the district playoffs for the first time in school history and a 17-13 record in 2006-07.

PERSONAL

Major is exercise and sports science at Texas State ... born November 17 in Dallas, Texas ... son of John Jr. and Janice Bowman.

Career Single-Game Highs

Category	Career
Pts	17 vs. TCU (11-24-09)
Reb	7 twice, last vs. UTSA (1-22-11)
FG	6 four times, last vs. Lamar (1-23-10)
3P FG	3 two times, last vs. Central Ark. (1-16-10)
FT	7 vs. Stephen F. Austin (2-2-11)
Ast	6 vs. Lamar (1-23-10)
Blk	1 eight times, last vs. Nicholls (2-5-11)
St	4 vs. UT Arlington (1-9-10)
MP	45 vs. TCU (11-24-09)

BOWMAN'S CAREER STATISTICS

Year	G-GS	MIN	FG-FGA	Pct.	3FG-FGA	Pct.	FT-FTA	Pct.	OR	DR	TOT	AVG	AST	TO	BL	ST	PTS	AVG
2008-09	28-7	384	53-118	.449	9-25	.360	17-32	.531	13	20	33	1.2	19	36	3	10	132	4.7
2009-10	31-17	721	76-196	.388	25-90	.278	41-73	.562	17	34	51	1.6	49	66	4	28	218	7.0
2010-11	32-32	727	65-154	.422	14-39	.359	33-55	.600	22	48	70	2.2	58	48	4	23	177	5.5
Total	91-56	1832	194-468	.415	48-154	.312	91-160	.569	52	102	154	1.7	126	150	11	61	527	5.8



PLAYER BIOS

Travis Jones



Senior • 1L • Guard
6-5 • 205
Georgetown, Texas
Lon Morris College
Georgetown HS

15

Career Single-Game Highs

Category	Career
Pts	19 twice, last vs. Texas Southern (12-16-10)
Reb	9 vs. Texas Southern (12-16-10)
FG	8 vs Our Lady of the Lake (11-24-10)
3P FG	5 three times, last vs. UTSA (1-22-11)
FT	5 vs. UT Arlington (2-12-11)
Ast	3 vs. Our Lady of the Lake (11-24-10)
Blk	1 twice, last vs. UT Pan American (11-20-10)
St	4 twice, last vs. vs. Texas Southern (12-16-10)
MP	37 vs. UT Arlington (2-12-11)

2010-11

Saw action in all 32 games and started 24, including the last 17 contests ... averaged 7.5 points, 2.9 rebounds and 22.6 minutes per game ... tallied 239 points, 93 rebounds, 21 assists and 24 steals ... scored in double figures 12 times ... shot 64.3 percent from the free throw line and 42.2 percent from the field ... led the team in three-point field goals made and was fourth in rebounds ... netted a career-high 19 points twice ... led the team in steals four times ... had a game-high eight made field goals against Our Lady of the Lake (11/24) ... recorded five or more field goals eight times ... grabbed four or more rebounds on 12 occasions ... longest scoring streak of the season was nine ... hit five treys twice, including going 5-for-5 in the conference opener to finish with 17 points against Northwestern State (1/8) ... collected four steals twice ... played a season-high 37 minutes against UT Arlington where he also made a season-high five free throws (2/12) ... finished the season ranked seventh in the league in three-point field goals made for conference games.

LON MORRIS

Averaged 14.1 points, 5.2 rebounds, 1.8 assists and 0.9 steals per game at Lon Morris under coach Dale Dotson ... scored a career-best 36 points against Paris JC ... Region XIV All-Conference honorable mention.

HIGH SCHOOL

Letterwinner at Georgetown High School ... earned Newcomer of the Year honors in 2004-05 ... three-time First Team All-District 14-5A ... McDonald's All-American nominee and All-Region selection in 2007-08.

PERSONAL

Major is applied arts and sciences ... born on September 12 in Kansas City, MO. ... mother is Monica Rose and step father is LaMontt Warren ... has a younger brother, Devon.

JONES' CAREER STATISTICS

Year	G-GS	MIN	FG-FGA	Pct.	3FG-FGA	Pct.	FT-FTA	Pct.	OR	DR	TOT	AVG	AST	TO	BL	ST	PTS	AVG
2010-11	32-24	724	86-204	.422	49-137	.358	18-28	.643	20	73	93	2.9	21	28	5	24	239	7.5



PLAYER BIOS

Eddie Rios



Senior • 1L • Guard
6-0 • 190
Miami, Fla.
Univ. of Miami
Miami Senior HS

11

2010-11

Played in 30 games and started 14 ... averaged 9.0 points, 2.0 rebounds and 23.8 minutes per outing ... scored in double figures 13 times ... posted a 65 percent free throw mark and 38 percent field goal percentage ... tallied 271 points, 60 assists, 59 rebounds and 31 steals ... led the team in scoring four times ... fourth on the team in three-point field goal percentage (.333), second in three-point field goals made (47) and second in assists (60) ... netted 20 points in the road win against UTPA (11/20) ... recorded 20 points or more four times ... scored a career-high 21 points versus McNeese State (1/15) ... hit five treys in a game on three occasions ... pulled down four or more rebounds eight times ... played a season-high 34 minutes against Ole Miss (12/22) ... had a season-long 10-game scoring streak ... finished the season ranked eleventh in the league in three-point field goals made for conference games.

2009-10

Sat out the 2009-10 season due to NCAA transfer rules.

AT UNIVERSITY OF MIAMI

As a sophomore (2008-09) ... appeared in 13 games, starting four...averaged 12.3 minutes per game for the Hurricanes ...shot 67 percent from the free throw line.

As a freshman (2007-08) ... saw action in all 34 games, including three starts during non-conference play ... picked up more playing time as the team moved deeper into the ACC season, logging 14.4 minutes per game over the last 10 regular-season contests after averaging just 4.0 minutes per game in the first six league games ... tallied a personal ACC-high 25 minutes in win over Virginia, scoring eight points and tying a career high with eight assists ... also recorded eight assists -- a Puerto Rico Tip-Off Tournament high -- with no turnovers versus Marist in just his second collegiate game ... posted a 1.47 assist-to-turnover ratio in ACC play, second-best on the squad ... pivotal in Miami's win at Virginia Tech, scoring a career-high 14 points, including 3-of-5 from long range and 3-of-4 from the line ... also hit a career-high three treys versus Penn ... at Clemson, made a career-high five field goals on eight attempts to finish with 12 points, his second-highest point total on the season ... recorded six assists versus the Tigers, his second-highest total in league play and third-highest overall ... also scored in double figures with 11 points in both his collegiate debut versus Florida

Southern and against Alabama State, in which he converted a season-high 6-of-8 from the line... also grabbed a season-high four steals and dished out five assists versus Florida Southern ... had four points, two assists and a steal at Duke in 23 minutes of action ... recorded at least four assists on nine occasions ... dished out four assists and made a pair of steals in the win over Stetson ... played a career-high 36 minutes vs. Morgan State ... pulled down a season-high four rebounds three times.

HIGH SCHOOL

Averaged 26.5 points, 8.9 rebounds and 5.7 assists per game in his final year at Miami Senior High School ... rated the 16th-best point guard in the 2007 class by Scout.com ... considered the 17th-best 2007 point guard prospect in the nation and the sixth-best player in the state of Florida by Rivals.com ... all-time leading scorer at Miami Senior with 2,420 points ... state of Florida's 10th all-time leading scorer (3,108) ... McDonald All-American nominee ... a four-year first-team all-state selection ... helped his team to capture the 2005 state championship ... averaged 20.0 points and 10.0 assists per game as a junior and 25.4 points an outing as a sophomore ... coached by Marcus Carreno.

PERSONAL

Major is applied arts and sciences at Texas State ... Edwin "Eddie" Rios was born on July 21 ... son of Edwin Rios Sr. and Yenis Martinez ... undecided on major.

Career Single-Game Highs

Season	Career
Pts	21 vs. McNeese State (1-15-11)
Reb	5 twice, last vs. UTSA (2-26-11)
FG	8 three times, last vs. UT Arlington (2-12-11)
3P FG	5 three times, last vs. Central Arkansas (2-9-11)
FT	4 vs. Our Lady of the Lake (11-24-10)
Ast	5 three times, last vs. Northwestern State (1-8-11)
St	4 vs. Sul Ross State (11-12-10)
MP	35 vs. Mississippi (12-22-10)

RIOS' CAREER STATISTICS

Year	G-GS	MIN	FG-FGA	Pct.	3FG-FGA	Pct.	FT-FTA	Pct.	OR	DR	TOT	AVG	AST	TO	BL	ST	PTS	AVG
2010-11	30-14	713	96-251	.382	47-141	.333	32-49	.653	11	48	59	2.0	60	48	1	31	271	9.0



Brooks Ybarra



Senior • 1L • Forward
 6-5 • 195
 Mont Belvieu, Texas
 Lamar University
 Barbers Hill HS

2

2010-11

Saw action in 21 contests ... averaged 3.2 points and 1.6 rebounds per outing ... shot 70 percent from the charity stripe and 47.1 percent from the field ... shot 50 percent from three-point range to connect on 17 treys ... dished out 11 assists, grabbed 34 rebounds and had six blocks ... scored in double figures twice ... scored a career-high 12 points at McNeese State where he was 4-for-5 from the field and 3-for-4 from long range (1/15) ... played a season-high 22 minutes at Central Arkansas while pulling down a season high four rebounds (2/9).

2009-10

Walk-on transfer from Lamar ... handed out one assist against Howard Payne ... blocked one shot against Wisconsin-Milwaukee.

LAMAR UNIVERSITY

Played in nine games ... scored two points against Louisiana College, Huston-Tillotson and St. Gregory's ... grabbed one rebound versus Louisiana College, Kentucky and Central Arkansas ... handed out one assist versus Huston-Tillotson and St. Gregory's.

HIGH SCHOOL

Three-year letterwinner for coach Nathan Toon at Barbers Hill High School ... averaged 19 points as a senior in 2007-08, 18 points as a junior and 10 points per game as a sophomore ... scored a career-high 43 points in a game vs. Huffman in his senior year ... named First Team All-District as a sophomore, junior and senior ... selected to play in the Houston-Area All-Star Game ... played AAU basketball for the Rashard Lewis All-Stars that were coached by Ricky Johnson ... also was a four-year letterman in golf for coach Jamie Horn ... was a first team all-district honoree as a senior ... the Eagles captured the district title his first three years of high school.

PERSONAL

Business management major at Texas State ... born on August 10 in Baytown, Texas ... son of Victor and Bonnie Ybarra ... has two brothers, Cory and Colton, and two sisters, Brandie and Kristen.

Career Single-Game Highs

Season	-----	Career
Pts	-----	12 vs. McNeese State (1-15-11)
Reb	-----	6 vs. Southeastern La. (3-9-11)
FG	-----	4 vs. McNeese State (1-15-11)
3P FG	-----	3 twice last vs. Central Arkansas (2-9-11)
FT	-----	2 twice, last vs. Southeastern La. (3-9-11)
Ast	-----	2 vs. Central Arkansas (2-9-11)
Blk	-----	1 seven times, last vs. McNeese State (3-10-11)
St	-----	2 twice, last s. Southeastern La. (2-23-11)
MP	-----	22 twice, last vs. Southeastern La. (3-9-11)

YBARRA'S CAREER STATISTICS

Year	G-GS	MIN	FG-FGA	Pct.	3FG-FGA	Pct.	FT-FTA	Pct.	OR	DR	TOT	AVG	AST	TO	BL	ST	PTS	AVG
2009-10	3-0	9	0-4	.000	0-3	.000	0-0	.000	0	0	0	0.0	1	0	1	0	0	0.0
2010-11	21-0	200	22-45	.489	17-34	.500	7-10	.700	13	21	34	1.6	11	6	6	6	68	3.2
Total	24-0	209	22-49	.449	17-37	.459	7-10	.700	13	21	34	1.4	12	6	7	6	68	2.8



PLAYER BIOS

Matt Staff



Junior • 1L • Forward
6-10 • 235
Houston, Texas
University of New Mexico
Memorial HS

21

2010-11

Appeared in 23 contests and earned three starts, after sitting out the fall semester due to transfer regulations ... averaged 4.7 points and 3.0 rebounds per game ... shot 74.1 percent from the free throw line and 47.1 from the field ... tallied 68 rebounds, 19 assists and 12 blocks ... scored in double figures four times ... netted a career-high 16 points against Lamar ... had a career-high seven rebounds and recorded 11 points versus UTPA (1/4) ... pulled down five or more rebounds on nine occasions ... hit five or more free throws twice, including going 5-for-5 against Stephen F. Austin (2/2) ... had a season-long nine game scoring streak.

2009-10

Sat out the 2009-10 season due to NCAA transfer rules.

UNIVERSITY OF NEW MEXICO

Transferred following Fall 2009 semester ... appeared in 6 games during his first collegiate semester.

HIGH SCHOOL

First Team All-District 18-5A and first team all-region as a senior when he averaged 19 points, 13.7 rebounds and 3.8 assists ... shot 86 percent at the free throw line ... rated a two-star recruit by *Rivals.com* and *Scout.com* entering his senior season ... versatile post player who can hit shots from several spots on the floor ... played for head coach Dave Lay ... had a career-high 36 points against Hunstville ... also had two games where he reached 20 points and 20 rebounds ... excellent student with a 3.75 cumulative GPA ... averaged 22 points and 10 rebounds as a junior ... ranked in the top-10 in the Houston area by *RCSSports.com* and in the top-20 in Texas by *TexasHoops.com*

Personal

Major is marketing at Texas State ... born on April 9 in Houston ... son of Richard and Victoria ... has an older sister, Stephanie.

Career Single-Game Highs

Category	-----	Career
Pts	-----	16 vs. Lamar (3-2-11)
Reb.	-----	7 vs. UT Pan American (1-4-11)
FG	-----	8 vs. Lamar (3-2-11)
3PG	-----	3 vs. Northeastern (12-24-10)
FT	-----	5 vs. UT Pan American (1-4-11)
Ast	-----	2 six times, last vs. McNeese State (3-9-11)
Blk	-----	2 three times, last vs. Central Arkansas (2-9-11)
St.	-----	2 vs. UT Tyler (12-31-10)
MP	-----	25 vs. Appalachian State (12-23-10)

Jordan Kirschke



Junior • 1L • Guard
5-11 • 170
Hungerford, Texas
Culver-Stockton
Wharton HS

0

2010-11

Appeared in four games ... scored two points in a win over Sul Ross State in the season opener (11/12) ... pulled down a rebound versus UT Tyler (12/31) ... saw action in the Bobcats semifinal match up against McNeese State in the conference tournament ... also saw minutes versus Nicholls.

CULVER-STOCKTON COLLEGE

Attended Culver-Stockton for one year, but was injured most of the season with a broken hand.

HIGH SCHOOL

Letterwinner at Wharton High School under coaches Raymond Lopez and Mike Majors ... averaged 16.7 points per game, 6.0 assists per game and 4.5 rebounds per game at Wharton during his junior – senior year ... earned all-district and all-county honors junior and senior year ... led 3A Region IV District 26 in scoring and three-pointers during his junior season ... received all-academic honors during sophomore through senior years ... Wharton won the district championship his junior year ... was also a member of the football team as a free safety and outside linebacker ... played in the Maypearl Texas Round-Up All-Star game ... selected to Academic All-American camp ... a member of the National Honor Society and graduated with distinguished honors.

PERSONAL

Major is communication studies ... born on March 26 in Hungerford, Texas ... son of David and Jennifer Kirschke ... has eight siblings, Melody, Becky, Matthew, Luke, Ashley, Caleb, Faith and Hollis ... enjoys swimming, floating, sports and movies ... played AAU for the Brandon Bass Elite.

Career Single-Game Highs

Category	-----	Career
Pts	-----	2 vs. Sul Ross State (11-12-10)
Reb	-----	1 vs. UT Tyler (12-31-10)
FG	-----	1 vs. Sul Ross State (11-12-10)
MP	-----	2 three times, last vs. McNeese State (3-10-11)

STAFF'S CAREER STATISTICS

Year	G-GS	MIN	FG-FGA	Pct.	3FG-FGA	Pct.	FT-FTA	Pct.	OR	DR	TOT	AVG	AST	TO	BL	ST	PTS	AVG
2010-11	23-3	306	41-87	.471	5-22	.227	20-27	.741	21	47	68	3.0	19	26	12	10	107	4.7

KIRSCHKE'S CAREER STATISTICS

Year	G-GS	MIN	FG-FGA	Pct.	3FG-FGA	Pct.	FT-FTA	Pct.	OR	DR	TOT	AVG	AST	TO	BL	ST	PTS	AVG
2010-11	4-0	7	1-11	.000	0-0	.000	0-0	.000	0	1	1	0.3	0	0	0	0	2	0.5



PLAYER BIOS

Reid Koenen



Sophomore • 1L • Forward
6-7 • 200
Racine, Wisc.
Prairie HS

3

2010-11

Saw game action in 21 games during his freshman campaign ... averaged 1.0 points and 0.4 rebounds per game ... recorded 20 points and nine rebounds in limited action ... registered five points against Texas ... scored a season-high six points against Long Island after netting a pair of treys (11/16) ... played a season-high 13 minutes against Texas Southern (12/16) ... grabbed a pair of rebounds against Nicholls and Central Arkansas.

HIGH SCHOOL

Letterwinner at Prairie High School under coach Lance Marifke ... was named to the Wisconsin Basketball Coaches Association's All-Star team after being selected Honorable-Mention All-State by the Associated Press ... was also named to the All-Racine County team and was the Player of the Year in the Midwest Classic Conference ... averaged 19.6 points, 9.7 rebounds, 1.7 assists, 1.8 steals and 1.5 blocked shots per game as a senior for coach Lance Marifke ... as a junior, Koenen averaged 22 points and 10 rebounds to lead Racine County in both categories.

PERSONAL

Major at Texas State is exercise and sports science at Texas State ... born on June 20 in Racine, Wis. ... son of Mike and Lisa Koenen ... has two brothers, Max and Riley ... enjoys hanging out with friends and playing sports.

Career Single-Game Highs

Category	Career
Pts	6 vs. Long Island (11-16-10)
Reb	2 vs. Nicholls (2-5-11)
FG	2 three times, last vs. North Texas (12-19-10)
3P FG	2 vs. Long Island (11-16-10)
Ast	1 vs. Houston Baptist (12-4-10)
Blk	1 vs. UT Pan American (1-4-11)
St	1 twice, last vs. Northwestern State (1-8-11)
MP	13 vs. Texas Southern (12-16-10)

Basil Brown



22

RS-Freshman • HS • Forward
6-5 • 195
Dallas, Texas
Richardson Berkner HS

2010-11

Redshirted during the 2010-11 season.


HIGH SCHOOL

Played at Dallas Skyline under coach J.D. Mayo and at Richardson Berkner for coach Rod Wright ... was named District 11-5A Co-newcomer of the year in 2008 ... earned all-district and all-area honorable mention ... ranked third in the district in 2009 in 3-point field goals made (2.1) and sixth in points (14.0) ... earned the Purple Heart Award for leading the team in charges with 32.

PERSONAL

Major at Texas State is accounting ... born on January 31 in DeSoto, Texas ... son of Basil and Yvonne Brown ... has four siblings, Joshua, Liberty, Comella and Jecica ... enjoys playing basketball and video games ... played AAU for the DeSoto Hornets, D-Nice and Dallas Heroes.

Nick Hinton



44

RS-Freshman • HS • Forward
6-9 • 225
Frisco, Texas
Wakeland HS

2010-11

Redshirted during the 2010-11 season.

HIGH SCHOOL

Letterwinner at Wakeland High School under coach Brent Benningfield ... listed as one of the Top 24 high school players by *Texas Hoops.com* after averaging 16.2 points and 7.2 rebounds and 2.6 blocked shots per game at Wakeland ... four-time All-District First Team member ... named newcomer of the year ... was the district all-offensive and defensive player ... chosen as an all-region and all-state honoree ... was a McDonalds All-American nominee ... participated in the Top 10 Texas vs. Top 10 Oklahoma game ... named all-academic first team honoree.

PERSONAL

Major is exploratory professional at Texas State ... born on September 26 in Lubbock, Texas ... parents are Dan Hinton and Debbie and Eric Brandenburg ... has an older brother, Jeremy and a younger brother, Reilly ... enjoys playing basketball and hanging out with friends and family.

KOENEN'S CAREER STATISTICS

Year	G-GS	MIN	FG-FGA	Pct.	3FG-FGA	Pct.	FT-FTA	Pct.	OR	DR	TOT	AVG	AST	TO	BL	ST	PTS	AVG
2010-11	21-0	96	8-32	.250	4-23	.174	0-3	.000	3	6	9	0.4	2	11	1	2	20	1.0



PLAYER BIOS

Dante Bachus



Freshman • HS • Forward
6-7 • 230
Houston, Texas
Sam Houston HS

20

HIGH SCHOOL

Letterwinner at Sam Houston High School under coach Ralph Bar-
reras ... was named the team's Most Valuable Player his senior
season ... earned co-athlete of the year and male academic ath-
lete of the year honors ... played AAU for the Houston Preps under
coach Rick Munoz.

PERSONAL

Major is engineering technology at Texas State ... born on Novem-
ber 14 in New Orleans ... son of Nadine Bachus ... has a younger
sister Ashante' and a younger brother Derrick ... favorite basketball
player is LeBron James.

Gordon Ball



Junior • TR • Forward
6-8 • 240
Houston, Texas
Lamar State-Pa. JC
Elkin HS

30

LAMAR STATE-PA

Transferred to Texas State after a two-year stint at Lamar State-
Pa. JC ... averaged 8.4 points and 6.4 boards per game ... set the
two-year rebound record with 390 rebounds in 65 games ... helped
lead the Seahawks to the 2011 NJCAA Region XIV Championship
and finish with a 24-9 overall record.

HIGH SCHOOL

Letterwinner at Elkin High School under coach Albert Thomas ...
led the Knights in rebounding every year ... team compiled a 28-3
record his senior year ... averaged 12 points and six rebounds per
game.

PERSONAL

Major is exercise and sports science at Texas State ... born on
June 28 in Houston ... son of Eugene and Julia Ball ... has five
siblings, Simone, Kirbe, Jody, Tracy and Chucky ... favorite bas-
ketball player is LeBron James ... enjoys playing video games.

23

Freshman • HS • Guard
6-0 • 185
Dallas, Texas
Dallas Lincoln HS



Xavier Dade

HIGH SCHOOL


Letterwinner at Lincoln High School under coach Leonard Bishop
... the Tigers finished the season ranked 10th in the state by *Max-
Preps* with a 29-4 overall record ... earned First-Team All-District
12-4A honors his senior season ... played AAU for Triumph Se-
lect under coach David Cohen ... graduated in the top 10% of his
class.

PERSONAL

Major is business management at Texas State ... born on October
31 in Dallas ... son of Albert and Caressa Dade ... has a younger
sister, Brianna ... favorite basketball player is Dwayne Wade ...

10

Freshman • HS • Guard
6-3 • 185
Arlington, Texas
Mansfield Summit HS



Wesley Davis

HIGH SCHOOL

Letterwinner at Mansfield Summit High School under head coach
Jason Mutterer ... was named the District 7-4A Most Valuable
Player, along with earning first team honors ... received all-region
accolades ... was a McDonald's All-American nominee as a senior.

PERSONAL

Major is manufacturing engineering at Texas State ... born on Oc-
tober 29 in Irving, Texas ... parents are Lillian and William Davis ...
has an older brother, Preston ... favorite basketball player is Kobe
Bryant.



PLAYER BIOS

Jeremy Hinton



Senior • TR • Forward
6-6 • 250
Frisco, Texas
South Plains JC
Frisco HS

32

HIGH SCHOOL

Letterwinner at Frisco HS under coach Eric Green ... was named team captain ... earned second-team all-district honors ... played AAU for Full Court Athletics under coach Shawndrick Hill.

PERSONAL

Major is economics ... born on February 11 in Lubbock, Texas ... son of Dan Hinton, and Debbie and Eric Bradenburg ... has two younger brothers, Nick and Reilly ... Nick also plays for the Bobcats ... enjoys fishing, football and hanging out with friends.

Vonn Jones



Junior • TR • Guard
6-0 • 185
Saginaw, Mich.
Hartland HS
Lamar State-Pa. JC

1

LAMAR STATE-PA

Transferred to Texas State after a two-year stint at Lamar State-Pa. JC ... a Region XIV all-conference third team pick, averaged 12.5 points, 7.8 assists and 2.2 steals per game ... set the single-season and career assist records at Lamar State-Pa. ... helped lead the Seahawks to the 2011 NJCAA Region XIV Championship and finish with a 24-9 overall record ... was named most valuable player of the tournament after scoring 30 points in the championship game to lead the Seahawks.

HIGH SCHOOL

Letterwinner at Hartland High School under coach Frank Leppek ... earned all-state honors for the Eagles ... ranked second in the state of Michigan during his senior year at Hartland in three-point shooting (51 percent) ... was a McDonald's All-American nominee in his senior year ... played AAU for the Michigan Road Runners under coach Chris Cagle.

PERSONAL

Major is exercise and sports science at Texas State ... born on February 16 in Saginaw, Mich. ... son of Vonnetta Jones and D'Sean Mitchell ... has three siblings, William, Jamarion and Vontrell ... enjoys playing basketball and video games.

Luke Mergerson



Freshman • HS • Forward
6-8 • 240
Duncanville, Texas
Duncanville HS

35

HIGH SCHOOL

Letterwinner at Duncanville High School under coach Eric McDade ... was named team captain during his last two years ... earned all-district first-team honors his junior and senior year ... played AAU for the Dallas Mustangs ... recorded career game highs of 33 points, 23 rebounds and nine blocks while at Duncanville.

PERSONAL

Major is biology at Texas State ... born on December 15 in Duncanville, Texas ... son of Laramie and Loretta Mergerson ... has an older brother, Laramie and two older sisters, Mariana and Veronica ... enjoys watching television and playing video games.



COACHING STAFF



DOUG DAVALOS

HEAD COACH • 6TH SEASON AT TXST
10TH SEASON OVERALL • HOUSTON

Doug Davalos is entering his sixth year as head coach at Texas State, after becoming the seventh-winningest coach in school history this past season with 67

career wins. Davalos and his staff have posted five consecutive years with an improved overall and conference record. The Bobcats are the only Southland Conference program in conference history to accomplish this feat.

Davalos' 2010-11 squad posted a 16-16 (.500) overall record, while going 10-6 in conference play to earn a share of the Southland Conference West Division title. The Bobcats finished with the 15th best scoring offense in the nation (78.3 ppg). Texas State finished the regular season tied for second place overall in the league and advanced to the semifinals of the SLC Tournament for the first time since 2003.

Both Tony Bishop and Ryan White were selected to the all-conference teams; the first time since 2005 that Texas State has had two players on the team together. To date, Davalos has had four players earn all-conference honors for a total of five appearances.

The Bobcats recorded 11 victories in Strahan Coliseum, which marked the third straight year the Bobcats have posted double digit victories in home games for the first time since 1993-94. Texas State went undefeated in conference play at home, extending its streak to 11 going back to March 6, 2010.

The Bobcats enter the 2011-12 season on a 10-game home win streak dating back to December 31, 2010. Texas State is just one of 21 Division I schools with a current home win streak of 10 games or more.

When Davalos joined Texas State in 2006, he inherited a team that won three games the year before he arrived and had issues with the APR that resulted in the men's basketball team playing with just 11 scholarship players. Before the start of the 2010-11 season, Foxsports.com announced that Davalos was ranked No. 2 of all Division I head coaches who increased their teams APR score. Since Davalos' arrival in 2006, 11 basketball student-athletes have graduated and that number will have increased to 17 by December 2011.

Davalos coached the 2009-10 squad to an overall record of 15-16, and an 9-7 mark (.562) in league play. It was the team's best league winning percentage since 1998-99 (13-5, .722). Texas State led the Southland Conference in steals (285) and offensive rebounds (15 rpg). The Bobcats finished the season ranked in the Top 25 nationally in both categories, as they earned their second consecutive trip to the

Southland Conference Tournament.

With a history of turning around struggling programs both as an assistant and head coach, Davalos was named head coach on April 4, 2006. He quickly made some strides in his first recruiting class when he signed four of the top 40 high school recruits in the State of Texas along with one of the most prolific scorers in junior college basketball history.

On the court, Texas State tripled its win total from the previous season as the Bobcats finished the 2006-07 campaign with a 9-20 overall record and posted a 4-12 record in Southland Conference games.

In 2007-08, Davalos had the Bobcats in contention to play in the Southland Conference Tournament until the final week of the regular season. Texas State improved its overall win total to 13, finishing with a 13-16 overall record. The Bobcats also ended the season ranked third nationally in scoring after averaging 83.6 points per game, cut their turnovers by an average of 1.2 per game and improved their field goal percentage defense from 50.7 percent to 47 percent.

In 2008-09, he led the Bobcats to the SLC Tournament for the first time since 2005 and improved Texas State's overall win total for a third straight season. The Bobcats ranked fourth nationally in scoring offense with 81.5 points per game. Texas State held its opponents to seven fewer points per game and increased its field goal percentage by nearly four percentage points. The Bobcats also cut their turnovers down by an average of 1.5 fewer turnovers per contest.

Off the court, the Bobcats have served the community of San Marcos by visiting and reading books to elementary children each year as part of the NABC Reading Program that is sponsored by the National Association of Basketball Coaches. The Bobcats also serve as volunteers in various campus initiatives such as cancer awareness rallies.

Davalos came to Texas State after he turned another school in the Texas State University System, Sul Ross State, into a perennial winner during his four seasons. He guided the Lobos to three straight American Southwest Conference West Division championships and four consecutive post-season appearances. In four years at the NCAA Division III school, Davalos' teams were 72-35 overall and 52-20 in the ASC.

His first Sul Ross State team (2002-03) posted the school's first winning season since 1979. At the time, it was the best record in school history at 19-6 overall and 12-2 in ASC play. Davalos was named the ASC West Division Coach of the Year.

THE DOUG DAVALOS FILE

Birthdate: Feb. 10, 1970
Wife: Kim
Children: Daylan, Danielle and Desiree

EDUCATION

MacArthur High School, San Antonio
B.S. in kinesiology, Houston, 1994
M.A. in education, Auburn-Montgomery, 1996

COACHING EXPERIENCE

Table with 3 columns: Years, Schools, Position. Rows include 1994 Houston Student Coach, 1995-96 Auburn-Montgomery Graduate Assistant, 1996-00 Fort Stockton High School Head Coach, 2000-02 Eastern New Mexico Assistant Coach, 2002-06 Sul Ross State University Head Coach, 2006- Texas State University Head Coach

HEAD COACHING RECORD

Table with 3 columns: Years, Schools, Record. Rows include 1996-00 Fort Stockton High School 71-49, 2002-06 Sul Ross State University 72-35, 2006- Texas State University 67-84

COACHING NOTES

71-49 Career record as a high school coach
123-103 Career record as a collegiate coach
2003-04 NCAA Sweet 16 appearance at Sul Ross

COACHING HONORS

2002-03 West Division Coach of the Year, American Southwest Conference

TEAM CHAMPIONSHIPS

2002-03 American Southwest Conference West Division
2003-04 American Southwest Conference Champions
2004-05 American Southwest Conference West Division
2010-11 Southland Conference Co-West Division Champions

The following year, the Lobos were 21-9 and advanced to the Sweet 16 of the NCAA Division III Tournament. The NCAA Tournament appearance was the school's first.

The 2004-05 team followed the ASC championship season with a 19-7 overall record and a third straight divisional title. Sul Ross State lost eight seniors off its 2005 team and had five freshmen see significant playing time during the 2005-06 season as the squad went 13-13 overall. The Lobos won six of their last seven regular-season games to secure the school's fourth straight post-season appearance.

Off the court while a member of the Big Bend community, Davalos established "Read-



ing with the Lobos," an Accelerated Reader program for K-5 students at Alpine Elementary as well as the "Lobos vs. Cancer" fund-raiser for the American Cancer Society. He also served as an NCAA Division III Basketball Championship site representative.

Prior to being named the head coach at Sul Ross State, Davalos was an assistant for two years at Eastern New Mexico University where he assisted in the rebuilding of the Division II program. Davalos was part of a staff which inherited a program that was 3-23, but in two years had improved to 15-12 and qualified for the Lone Star Conference Tournament for the first time in five years.

Davalos recruited players to Eastern New Mexico who won back-to-back LSC South Division Championships in 2003 and 2004.

In addition to his collegiate experience, Davalos was the head coach for four years at Fort Stockton High School (1996-2000) where he had a combined 71-49 record and led the West Texas school to four straight winning seasons. His 1999-2000 team at Fort Stockton posted a 19-12 record and advanced to the Texas State playoffs for just the second time in 30 years.

Davalos' coaching career began as a student assistant coach at the University of Houston, and he was a graduate assistant coach at Auburn University at Montgomery where he had a variety of responsibilities including on-the-floor coaching, scouting, recruiting and academic advising.

He earned his bachelor's degree in kinesiology from Houston in 1994 and was conferred

a Master of Arts in Education from Auburn-Montgomery, in 1996. He is also a graduate of San Antonio's MacArthur High School where he was a member of the National Honor Society.

He is the son of Texas State All-American point guard Rudy Davalos, who captained the 1960 Texas State team to an NAIA national championship. The senior Davalos retired as the Director of Athletics at the University of New Mexico and is a distinguished Texas State alumnus (2001). He was inducted into the San Antonio Sports Hall of Fame in 2002.

Davalos and his wife Kim, a Texas State alumnus, have three daughters: Daylan, Danielle and Desiree.

DOUG DAVALOS' YEAR-BY-YEAR RECORD

Season	School	Overall	Pct.	Conference	Pct.	Post-Season
2002-03	Sul Ross State	19-6	.760	12-2	.857	American Southwest Conference West Division Champions/ASC Tournament
2003-04	Sul Ross State	21-9	.700	11-3	.786	American Southwest Conference Champs/NCAA Division III Sweet 16
2004-05	Sul Ross State	19-7	.731	16-6	.727	American Southwest Conference West Division Champions/ASC Tournament
2005-06	Sul Ross State	13-13	.500	13-9	.542	American Southwest Conference Tournament
2006-07	Texas State	9-20	.310	4-12	.250	
2007-08	Texas State	13-16	.448	6-10	.375	
2008-09	Texas State	14-16	.467	7-9	.438	Southland Conference Tournament
2009-10	Texas State	15-16	.484	9-7	.563	Southland Conference Tournament
2010-11	Texas State	16-16	.500	10-6	.625	Southland Conference Tournament
Career Totals		139-119		.539	.75-45	.625



ROB FLASKA

ASSISTANT COACH • 3RD SEASON AT TXST
29TH SEASON OVERALL • MICHIGAN TECH

The 2011-12 campaign is Rob Flaska's third year at Texas State and his 29th overall in the collegiate coaching ranks.

In 2010-11, Flaska helped guide the Bobcats to their second straight Southland Conference Tournament appearance and their share of the SLC West Division title. The Bobcats finished 16-16, which included a 10-game undefeated streak at home that will continue into the new season. Texas State improved its win total for the fifth straight year, and advanced to the Southland Conference Tournament semifinals for the first time since 2003.

Before joining the Bobcats, Flaska served 11 years as a collegiate head coach and 15 seasons as an assistant coach, including 12 years as a NCAA Division I assistant coach.

From 2008-09, Flaska was an assistant coach at Texas Southern after serving the three previous years as the head coach at Centenary,

three years as an assistant coach at Arkansas and four seasons at TCU.

As the head coach at Centenary, Flaska inherited a team that had won only three games the year before his arrival and led the nation's smallest Division I school to a pair of seasons with double-digit win totals, that included victories over bigger conference schools such as the Big 12's Texas Tech, Conference USA's SMU and the WAC's Louisiana Tech.

He went to Centenary after spending three years as an assistant coach at Arkansas, where he was the school's recruiting coordinator and helped sign two classes that were ranked No. 4 nationally in 2003 and No. 11 in 2004 by CSTV. Those classes included NBA lottery picks Al Jefferson and Ronnie Brewer. *Basketball Times* and *Hoop Scoop* listed him as one of the nation's top assistant coaches.

While at TCU, he helped lead the Horned Frogs to a pair of 20-win seasons in 1999 and 2001. TCU also was one of the top two scoring teams in the nation each of his four seasons there. He also recruited and helped sign Corey

THE ROB FLASKA FILE

EDUCATION

B.S. in business administration, Michigan Tech, 1982
MBA, Indiana State, 1984

COACHING EXPERIENCE

Years	Schools	Position
1982-84	Indiana State	graduate assistant
1984-86	Detroit	assistant coach
1986-91	Mott Community College	head coach
1991-92	Texas-Pan American	assistant coach
1992-95	Trinity Valley CC	assistant coach
1995-98	Florida Community College	head coach
1998-02	TCU	assistant coach
2002-05	Arkansas	assistant coach
2005-08	Centenary College	head coach
2008-09	Texas Southern	assistant coach
2009-	Texas State	assistant coach

Santee, the school's all-time assist leader and second leading scorer, and NBA Draft pick Corey Hightower. TCU's recruiting classes were listed as the best in the Western Athletic Conference (WAC) by most major recruiting rating



COACHING STAFF

services and magazines, including Basketball Times, Basketball News, Street and Smith's, The Sporting News and Dick Vitale's, three straight years. The 1998 and 2001 classes was rated as the 17th and 29th-best nationally by Hoop Scoop.

Flaska also was the head coach at Florida Community College in Jacksonville, Fla., where he compiled a 64-31 record from 1995-98, and enjoyed success in the NJCAA Regional Tournament. In 1997 his team advanced to the NJCAA Region VIII Championship. His most notable player was Marquis Gainous, the school's all-time leading scorer, and the only player to ever be named to the NJCCA All-America team from FCCJ.

Flaska also served as an assistant coach at Trinity Valley Community College (1992-95) for Hall of Fame Coach Leon Spencer. There, he recruited five First-Team All-Americans, including Eddie Robinson, a former NBA player with the Charlotte Hornets and Chicago Bulls. During his

last year with the Cardinals, Trinity Valley won the Conference Championship, State Championship, NJCAA Region XIV Championship, and the NJCAA National Tournament Consolation Championship.

He was also the head coach at Mott Community College in Flint, Mich., for five seasons (1986-91), posting a record of 121-44. His 1996-97 team earned top 20 national rankings and reached the Region XII finals. While Flaska was at Mott, his teams won the Michigan Eastern Conference Championships in '89, '90 and '91, the state title in 1990, and a Region XII championship with a national finalist finish in 1991. He was voted conference Coach of the Year in '89, '90 and '91, State Coach of the Year in 1990 and Region XII Coach of the Year in 1991. In addition, 16 of his last 17 players graduated.

Prior to Trinity, he served as an assistant coach and assistant athletic director at Texas-Pan American (1991-92), where he recruited Grey Guy, the 1993 NCAA Division I scoring

champion.

He began his coaching career as a graduate assistant coach at Indiana State University (1982-84) followed by a two year stint at the University of Detroit (1984-86). Flaska has had more than 50 players earn scholarships to four-year schools from the junior college ranks.

Flaska played at Glen Lake High School in Maple City, Mich., under Hall of Fame Coach Don Miller and led his team to the 1977 state championship while earning All-State honors. He played at Michigan Tech from 1978-82, where he guided the team to four straight winning seasons, and set school records for assists and steals. He ended his career with 856 points, and still ranks among the school's Top Six career leaders in assists with 316 and steals with 116 in 98 games.

Flaska earned a master's in business administration from Indiana State University in 1984. Flaska and his wife Joni have a daughter, Riley Nicole. He also has a son Charlie.



ERIC BRAND

ASSISTANT COACH • 3RD SEASON AT TXST
3RD SEASON OVERALL • BETHEL COLLEGE

Eric Brand enters his third season as an assistant coach with the Texas State men's basketball program.

With Brand on staff, the Bobcats have improved their record each year and have qualified for the Southland Conference Tournament both seasons. In 2011, Brand helped guide the Bobcats to a SLC Co-West Division title and a number four seed in the league tournament. The Bobcats won their first tournament game for the first time since 2003 to finish with a 16-16 overall record and 10-6 in conference play.

Brand also helped mentor Tony Bishop who earned All-Southland Conference second team honors in 2011. Bishop was the only league player to finish in the top 10 in scoring, as well as in the top five in field goal percentage, blocked shots and rebounding in conference games.

In 2010, Brand was a part of a Texas State basketball program that continued to improve its win total for the fourth straight year. The Bobcats finished the 2009-10 campaign with a 15-16 overall record, 9-7 in conference play. Texas State led the league in both offensive rebounds

with 15.0 per game and total rebounding at 39.5 rebounds per game.

Prior to Texas State, Brand served as an assistant coach at Tyler Junior College from 2008-09, where he helped guide the Apaches to a 24-6 overall record and the semifinals of the NJCAA Region XIV Tournament.

Before his stint at TJC, Brand served as a graduate assistant coach at Baylor for two years, when the Bears won 15 games for the first time in four seasons during his first year and advanced to the NCAA Tournament for the first time in 20 years with a 21-11 mark in his second season.

Brand went to Baylor after playing five seasons as a professional player overseas, where he played four years in Austria and one year in Australia. He concluded his professional playing career in the summer of 2007 with the Elkhart (Ind.) Express of the IBL in 2007. There, he helped lead the Express to an IBL championship.

As a collegiate player at Bethel College in Indiana, Brand led the Pilots to three national championships in 1997, 1998 and 2000, along with the NCCAA title game in 1999. He also ended his collegiate career as Bethel's all-time career scoring leader with 2,696 points and

THE ERIC BRAND FILE

EDUCATION

B.A. in general studies and history, Bethel, 2000
M.S. in education, Baylor, 2008

COACHING EXPERIENCE

Years	Schools	Position
2005-08	Baylor	graduate assistant
2008-09	Tyler Junior College	assistant coach
2009-	Texas State	assistant coach

holds the career record for most games played with 157. Brand also holds the single season scoring record with 909 points in 1999-00, and ranks third on the school's career rebounding list with 1,313.

Brand earned NAIA All-Tournament Team honors in 1998 and 1999, and also was named the NCCAA Tournament MVP in 2000. He was chosen a NCCAA First-Team All-American in 1998, 1999 and 2000, along with earning NAIA All-America honors in 1999 and 2000.

Brand received a bachelor's degree in general studies and history from Bethel in 2000. He earned a master's degree in education from Baylor in 2008.



JASON BURTON ASSISTANT COACH • 1ST SEASON AT TXST
5TH SEASON OVERALL • AUSTIN COLLEGE

Jason Burton is in his first year as an assistant coach with the Texas State men's basketball program. Burton joined the Bobcats, after serving four years at

Texas A&M University-Commerce. He was an assistant coach for three years, before being promoted to associate head coach in the fall of 2010.

While at A&M-Commerce, Burton was involved in the recruiting as well as the scouting, breaking down of game film and compiling scouting reports of Lions' opponents. Burton will continue those duties at Texas State, along with coaching the Bobcat guards.

Burton's efforts helped the Lions reach the Lone Star Conference Tournament all four years, as they advanced to the championship game in 2007-08 and defeated four nationally ranked teams in 2008-09. While at A&M-Commerce, Burton recruited three LSC North Division Newcomers of the Year, seven LSC North

All-Conference selections, and two LSC North Freshman of the Year.

Burton also served as an adjunct instructor in the university's College of Business & Technology.

Prior to A&M-Commerce, Burton coached with the Dallas Mustangs, a non-profit youth basketball program and spent the 2005-06 season as the top assistant for Chris Oestreich at Austin College.

Burton also helped start and was the co-founder of the Dallas Hoop Dreams along with his brother, Brian. While with the Mustangs, he was involved with the player skill development and management. At Austin College, he was responsible for many duties, including recruiting, scouting, breaking down of game film and compiling scouting reports.

He has served as a camp coach for A&M-Commerce as well as the University of Texas, Kansas University, Texas Christian University and Grayson College.

The Plano, Texas native played collegiately at Austin College, where he was a three-year

THE JASON BURTON FILE

EDUCATION

B.S. in business and sports psychology,
Austin College, 2007
M.B.A Texas A&M-Commerce, 2009

COACHING EXPERIENCE

Years	Schools	Position
2007-10	A&M-Commerce	assistant coach
2010-11	A&M-Commerce	associate head coach
2011-	Texas State	assistant coach

letterwinner, named team MVP as a senior and represented the college at the 2005 NCAA Leadership Conference.

Burton graduated from Austin College with a bachelor's degree in business administration and sports psychology.

Burton earned a master's degree in business administration at A&M-Commerce in 2009.

His brother Brian is an assistant coach at Abilene Christian University.



MARK BEROKOFF DIRECTOR OF OPERATIONS • 1ST SEASON AT TXST
REGIS UNIVERSITY

Mark Berokoff is in his first year as the Director of Basketball Operations for the Texas State men's basketball program.

Berokoff comes to Texas State after a one-year stint as the lead assistant at Hill College. The Rebels went 14-15 in 2010-11 and finished fourth in the North Texas Junior College Athletic Conference (NTJ-CAC).

Before joining Hill College, Berokoff served as an administrative assistant at Louisiana Tech University. While there, he was part of one of the best seasons in the school's history with a record of 24-11 and a berth in the College Insider Tournament quarterfinals.

At the high school level, Berokoff had a ca-

reer record of 225-77 in 10 years of coaching and had a team win the California Interscholastic Federation Championship. He also was involved with the Los Angeles Rockfish AAU team where he coached more than 50 future Division I players.

Berokoff also coached at the prestigious ABCD Camp led by legendary Sonny Vaccaro, and he helped establish the 1Dream Foundation, a non-profit organization which provides educational opportunities for foreign athletes.

In 2005, he was also hired as the vice-president of operations and head coach of the Lincoln Generals in the All-American Professional Basketball League (AAPBL). The league disbanded after one year.

In addition to coaching basketball, Berokoff was the head coach of the Bandits in the hit television series "Slamball," on SpikeTV and

THE MARK BEROKOFF FILE

EDUCATION

B.A. in business administration, Regis, 2007

COACHING EXPERIENCE

Years	Schools	Position
2009-10	Louisiana Tech	administrative assistant
2010-11	Hill College	assistant coach
2011-	Texas State	director of operations

was also one of the basketball coordinator's for the movie "Coach Carter."

Berokoff earned a bachelor's degree in business administration in 2006 at Regis University. He and his wife Staci have one daughter, Jacinda.



SUPPORT STAFF



YVETTE AGUILAR ADMINISTRATIVE ASSISTANT • 4TH SEASON AT TXST

Yvette Aguilar is in her fourth season as an administrative assistant for both the men's and women's basketball teams as

well as the Bobcat volleyball squad. Aguilar handles the day-to-day administrative operations for both the basketball and volleyball programs.

A native of Lockhart, Texas, Aguilar spent six years working for the McCoy's

Corporation before coming to Texas State. Aguilar resides in Lockhart with her children: Sierra, Aaron, Joel and Josiah.



JASON KARLIK ASSISTANT ATHLETIC TRAINER • 15TH SEASON AT TXST
WESTERN OREGON

Jason Karlik is in his 15th year as a member of the Texas State athletic training staff. He enters his 13th year as an assistant athletic trainer

with the Bobcat men's basketball team as well as overseeing the athletics training for Texas State's baseball and softball teams.

In addition to his training responsibilities, Karlik is a member of the Texas State faculty, teaching classes in the Athletic Training Education Program while also supervising students in clinical settings.

A native of Oregon City, Ore., Karlik earned his bachelor's degree from West-

ern Oregon University in 1994. He served as the Head Athletic Trainer for Centennial High School from 1995 to 1996 before returning to school and pursuing a master's degree from Texas State.

Karlik earned a master's of exercise and sports science from Texas State in 1998. He is married to the former Stephanie Korobeinkov and the couple have three children, Jackson, Haley and Greyson.

after spending the first two years on the Bobcat staff as a graduate assistant.

Karlik's primary sports responsibility is



MATT PHELPS STUDENT DEVELOPMENT SPECIALIST • 2ND SEASON AT TXST
TEXAS A&M

Matt Phelps is in his second year as a student development specialist at Texas State University. He is responsible for managing the aca-

Prior to his arrival at Texas State, Phelps served as the primary athletic academic advisor for all 500+ student-athletes at Tyler Junior College. Phelps was also the personal advisor for all incoming freshmen student-athletes during registration.

Phelps earned a bachelor's degree in sport management from Texas A&M in 2006 and a master's in business administration from the University of Texas at Tyler

in 2010.

Phelps is a member of the National Academic Advising Association (NACADA) and National Association of Academic Advisors for Athletics (N4A).

He and his wife, Tracy, have a daughter, Libby and reside in Austin.

ademic programs for the men's and women's basketball, women's golf and tennis teams.



LEO SEITZ

STRENGTH AND CONDITIONING • 4TH SEASON AT TXST
TEXAS LUTHERAN

Leo Seitz is in his fourth season as the strength and conditioning coach for the men's basketball team after returning to Texas State in 2007. Seitz came back to Texas State after serving three years as an assistant strength and conditioning coach at the University of Arkansas from 2004-07.

While at Arkansas, Seitz helped train the Razorback football team that finished 10-4, won the SEC West title and appeared in the Capital One Bowl. He also

worked with Arkansas's national powerhouse men's track and field team that won NCAA Indoor National Championships in 2005 and 2006 and NCAA Outdoor National Championships in 2004 and 2005.

Before he went to Arkansas Seitz ran his own private strength and conditioning business, "Leo Seitz's Speed, Power and Strength Systems" from 2002-2004.

Seitz played middle linebacker for the Bobcats from 1999-2000 before transferring to Texas Lutheran, where he received a degree in kinesiology in 2003. He also played football for two seasons at Texas A&M-Commerce in 1997 and 1998.

Seitz is certified by the Collegiate Strength and Conditioning Coaches Association and is also a member of the National Strength and Conditioning Association.

Seitz is married to the former Kristi Oberpriller, and they have a son, Leo John, V. His wife also was a Texas State National Champion cheerleader from the school's 2000 squad (Texas State's first championship squad) and was also a pole vaulter for the Bobcats.

His father is a former professional wrestler known as "The Destroyer" and he is a relative of Jesse James.



DENISE THOMPSON

ASSISTANT SPORTS INFORMATION DIR. • 4TH SEASON AT TXST
FAIRLEIGH DICKINSON

overall as an assistant sports information director at Texas State University.

Her duties include men's basketball, softball, secondary football, cross country and publications/graphic design coordinator.

She came to Texas State after spending a year as an intern at the University of Memphis in the athletic media relations department.

While at Memphis she was the media

Responsible for coordinating media for the men's basketball team, Denise Thompson enters her second year with the program and fourth

contact for women's soccer and men's and women's cross country/track and field. She assisted with men's and women's basketball, football, men's soccer, volleyball and softball. While at Memphis, her soccer guide was named "Second Best in the Nation" by CoSIDA for the 2007-08 school year.

Prior to her stint at Memphis, Thompson was a student assistant in the Fairleigh Dickinson University athletic communications department for two years. She assisted with game day set-up, player biographies, writing and editing media guides, and assisting with website maintenance. Thompson was also in charge of the weekly FDU Athlete of the Week website publication.

Thompson graduated cum laude from Fairleigh Dickinson University in May of 2007 with a bachelor's degree in communication. During her senior year she served as captain of the cross country and track and field teams, of which she was a member all four years. She earned three Northeast Conference Championship medals during her sprinting career at FDU.

She is a member of the College Sports Information Directors of America (CoSIDA), Black College Sports Information Directors Association (BCSIDA) and the Association for Women in Sports Media (AWSM).

Thompson is currently working on her master's degree in sports management and will graduate in December 2011.



THE TEXAS STATE UNIVERSITY SYSTEM

The Texas State University System has a long and illustrious history in Texas. In fact, it is the oldest and third largest higher education system in the Lone Star State.

Beginning as an administrative means to consolidate the support and management of state teacher colleges, the System has evolved into a network of higher education institutions stretching from the Texas-Louisiana border to the Big Bend region of far West Texas.

Today, eight System components offer a broad range of academic and career pathways. Throughout the System are professionals committed to preparing students for working and contributing to an increasingly global society.

The academic and professional programs offered help students learn to make sound decisions in life and to become contributors in their communities. Each university, college and institute within The Texas State University System is unique.

Three of the member institutions are members of the Southland Conference. They are Texas State University-San Marcos, Sam Houston State University and Lamar University.

The other five member institutions of the System are: Lamar Institute of Technology, Lamar State College-Orange, Lamar State College-Port Arthur, Sul Ross State University and Sul Ross State University Rio Grande College.

The Texas State University System is governed by a nine member Board of Regents appointed by the Governor. In addition, a nonvoting student regent is appointed annually to the Board. The administration, which is headed by a board-appointed Chancellor, is based in Austin where it provides support to the System components and state government.

The Board of Regents are: Charles Amato (Chairman), Donna N. Williams (Vice-Chair), Dr. Jaime R. Garza, Kevin J. Lilly, Ron Mitchell, David Montagne, Trisha S. Pollard, Rossanna Salazar and Michael Truncala. Ryan Bridges, a student at Sam Houston State, serves as the Student Regent.



BRIAN McCALL
CHANCELLOR

Brian McCall, Ph.D., is chancellor of The Texas State University System, the oldest and third-largest university system in Texas, comprising eight institutions with more than 76,000 students and 15,000 faculty and staff.

Dr. McCall previously served in the Texas House of Representatives, first elected in 1991 to represent the areas of North Dallas, Frisco, Allen, and Plano. As a representative, he served as chairman of the House Calendars Committee and as a member of the Higher Education Committee. Texas Monthly named McCall one of the "10 Best" legislators of the 2009 session.

McCall wrote and passed one of the largest tax-cut bills in the history of Texas and during his last session secured \$5 million in funding for The University of Texas at Dallas' Center for Values and Medicine. Other legislative accomplishments include authoring and passing key bills in the areas of health care, biotechnology, high technology, identity theft, and tax and budget policy.

McCall was President of Westminster Capital Corporation, an investment firm focused on acquisitions primarily in software and technology. He also serves on the board of View Point Bank and, along with his brother, David, operates Snow Hill Farm north of Dallas.

McCall holds a bachelor's degree from Baylor University, a master's degree from Southern Methodist University, spent a year as a vis-

iting post-graduate student at Oxford University, and earned a doctor of philosophy degree from University of Texas at Dallas.

A long-time civic and community volunteer, McCall is founder and chairman of the board of The Empowerment Project, a non-profit organization which has sent more than \$10 million worth of math and science books to disadvantaged schools in the Republic of South Africa, and helped construct a library in Vietnam through the Libraries of Love organization. The Empowerment Project also raised more than \$350,000 to provide direct support for the medical needs of children in north Texas.

BOARD OF REGENTS

THE TEXAS STATE UNIVERSITY SYSTEM



CHARLES AMATO
Chairman
San Antonio



DONNA N. WILLIAMS
Vice-Chair
Arlington



JAIME GARZA
San Antonio



KEVIN J. LILLY
Houston



RON MITCHELL
Horseshoe Bay



DAVID MONTAGNE
Beaumont



TRISHA S. POLLARD
Bellaire



ROSSANNA SALAZAR
Austin



MICHAEL TRUNCALA
Beaumont



RYAN BRIDGES
Student Regent



DR. DENISE M. TRAUTH

President

Since Denise M. Trauth was named the ninth president at Texas State University-San Marcos in June 2002, the university has achieved many milestones, including:

- Record enrollment every fall (32,586 for Fall 2010), making Texas State one of the 50 largest public universities in the U.S.
- The largest private gift in university history, \$20 million from Emmett and Miriam McCoy of San Marcos to support the College of Business Administration that now bears the couple's names.
- A new university mission statement, new shared values, new university goals, a University Plan to guide academic development through 2012, and a Campus Master Plan for development of facilities through the year 2015.
- A gift of 101 acres of prime land from the Avery Family for the University's Round Rock Higher Education Center. The first building, the Avery Building, opened in 2005, and the second, the Nursing Building, opened in 2010.
- A new nursing program, launched by a \$6 million gift from the St. David's Foundation, began in 2010, with nearly 200 junior- and senior-level nursing students enrolled this fall.
- The Ingram School of Engineering made possible through a \$5 million gift from Bruce and Gloria Ingram of New Braunfels, with an additional \$2 million gift added later.
- Construction of the Performing Arts Center began with an \$8 million gift from Patti Harrison of Wimberley.
- Major gifts from Jerry D. and Linda Gregg Fields of Houston totaling \$10.7 million, including \$7 million to athletics, which honored them with their name on the West Side Complex of Bobcat Stadium.
- New campus facilities including Bobcat Stadium Expansion, Bobcat Baseball/Softball Stadium Improvements, Bobcat Track and Field Stadium, the Student Recreation Center expansion, Concho Green, improvements to the North LBJ bus loop, San Marcos and San Jacinto residence halls, Bobcat Village, the Student Health Center, the Mitte Complex, the End Zone Complex at Bobcat Stadium, expansion of Strahan Coliseum, McCoy Hall and its parking garage, the Speck Street and Matthews Street parking garages, the Nursing Building in Round Rock and the Family and Consumer Sciences Building Expansion. Construction is currently in progress on the new Undergraduate Academic Center, the North Campus Housing Complex, the North Side Complex at Bobcat Stadium and the Performing Arts Center.
- An increase in the number of full-time faculty from 694 to over 1,150.
- Increased diversity in the student body. One-third of Texas State students are now ethnic minorities, and the university became a Hispanic Serving Institution in fall 2010.
- Expanded curriculum with the addition of electrical engineering and nursing, and new doctorates in aquatic resources, physical

therapy, mathematics education, criminal justice, and developmental education.

- An increase in annual research expenditures from \$9 million to over \$30 million.
- Initiation of the Common Experience, an annual campus-wide focus for classroom discussion, performing arts, exhibitions, invited speakers, and community involvement. This year's theme is "Freedoms: The First Amendment."

In addition to her many on-campus responsibilities, President Trauth is a member and former president of the Austin Area Research Organization, a former member of the Austin Chamber of Commerce Executive Committee and Board, serves on the Board of Trustees of the Southwest Research Institute and is a member of the Philosophical Society of Texas. She also serves on the boards of the United Way Capital Area Community, The Austin Leadership Forum, KLRU and E3 Alliance.

She also is a former member of the Board of Trustees of the Southern Association of Colleges and Schools Commission on Colleges and past chairman of the Texas Council of Public University Presidents and Chancellors and of the Texas International Education Consortium. This past summer she received the Austin Business Journal's Special Achievement Award.

Dr. Trauth came to Texas State from the University of North Carolina at Charlotte, where she served as provost. She has also held academic and administrative positions at Bowling Green State University and the University of Tulsa.

She is married to Dr. John Huffman, professor emeritus at Bowling Green and UNC Charlotte. They have two daughters and four grandchildren.



"St. David's Foundation Board Chair David Hughes, second from left and CEO Earl Maxwell, third from right, join President Denise Trauth and others in cutting the ribbon to open the new St. David's School of Nursing in Round Rock."



ATHLETICS ADMINISTRATION



DR. LARRY TEIS
DIRECTOR OF ATHLETICS

As Athletic Director since 2004, Dr. Larry Teis leads Texas State into its final year as a member of the Southland Conference. The Bobcats are scheduled to become a member of the Western Athletic Conference in July 2012.

Teis has led Texas State to unprecedented growth and success. Under his leadership, Texas State has won three Southland Conference Commissioner's Cups, five of the last seven SLC Women's All-Sports Trophies, along with 18 Southland Conference championships and nine SLC Tournament titles.

In addition, more than 172 student-athletes have graduated and 426 attained a grade point average of 3.0 or higher during the last three years. Texas State's fund-raising efforts have generated record-setting donations in the past four years and new facilities and renovation projects have totaled nearly \$90 million.

Facility improvements have included the complete renovation and grand opening of the new Bobcat baseball and softball stadiums, the addition of the Jerry D. and Linda Gregg Fields West Side Complex at Bobcat football stadium which added 15 new suites and 450 club seats above the press box for the 2009 season and the installation of a new FieldTurf Duraspine Pro system as a new playing surface on Jim Wacker Field in 2010.

Texas State also opened a new Athletic Academic Center last year and will open a new track and field stadium in 2011-12. Renovations for Bobcat Stadium continue with the installation of new scoreboards and the addition of a \$33-million North End Zone Complex. The new complex will bring the stadium capacity to nearly 30,000 for the 2012 season opener against Texas Tech.

These improvements come after new locker rooms were built at the Bobcat Tennis Complex and soccer field. In addition, new video boards were installed in each of the volleyball, men's and women's basketball, and baseball/softball facilities in 2007-08.

In 2009-10, Texas State Athletics received its second million-dollar gift when Jerry and Linda Fields donated \$6 million to the program. This followed their gift of \$100,000 help fund Texas State's football season tickets drive for the 2008 season. The first \$1 million gift to the department came from Darren B. Casey in 2008. Those donations combined with record-setting corporate sponsorships and the student government approving an athletic fee has helped Texas State becoming a NCAA Division I FBS Institution.

Citing his leadership skills, experience and values as elements that made him the right fit for the position, Texas State President Denise M. Trauth named Teis the Bobcats' eighth director of athletics in March 2004.

A member of Texas State's athletic administration since January, 1999, he resides on the President's Council and reports directly to President Trauth.

Teis was honored as the 2005-06 General Sports TURF Systems AD of the Year Division I-AA West Region Winner, presented by the National Association of Collegiate Directors of Athletics. In 2007, he was honored by the All-American Football Foundation with the General Robert R. Neyland Outstanding Athletic Director Award.

After capturing back-to-back Commissioner's Cups during his first two years as the Director of Athletics, Texas State won its third Commissioner's Cup under his direction in 2008-09 after winning five Southland Conference championships and becoming the first SLC school ever to win a football, women's soccer and volleyball championship in the same year. The Bobcats also became the first SLC institution since 1991 to win both the baseball and softball championships in the same season. Additionally, Texas State won a pair of SLC Tournament Championships and had four teams and two individuals participate in the 2008-09 NCAA Tournaments. Texas State's overall success off the field that year included a record number of 74 Bobcat student-athletes earning their bachelor's degrees for a school-record 78 percent graduation rate, 104 student-athletes being named to the SLC Commissioner's Academic Honor Roll, with more than 100 student-athletes, Strutters, cheerleaders and student trainers maintaining a GPA average of 3.5 and above.

In 2009-10, Texas State won Southland Conference championships in soccer, baseball, softball and women's golf. The women's volleyball team won the SLC Tournament to earn a NCAA Tournament berth for the sixth time and the women's golf team played in the NCAA Tournament for the second time in three years. That year, 52 Bobcat student-athletes earned their bachelor's degree, 166 student-athletes were named to the SLC Commissioner's Fall and Spring Honor Rolls, with more than 100 student-athletes, Strutters, cheerleaders, student trainers and managers maintaining a grade point average of 3.5 and above.

In 2010-11, the Bobcats won the Southland Conference baseball championship along with the SLC Tournament titles in baseball and softball to qualify for the NCAA Regional Tournaments. In track and field, Logan Cunningham earned All-American honors in the pole vault with a fourth-place finish at the NCAA Outdoor Track and Field Championships. Texas State also led Southland Conference schools with 102 Bobcats being named to the SLC Commissioner's 2011 Spring Honor Roll after 60 Bobcats were named to the Fall Honor Roll. In addition, 47 student-athletes received their bachelor's degree,

and baseball's Tyler Sibley was named a Capital One CoSIDA Second-Team Academic All-American. The future looks bright for Bobcat Athletics as the NCAA Division I Committee on Athletics Certification announced that Texas State Athletics was certified as operating its athletics program in "substantial conformity with operating principles adopted by the Division I membership" in 2009.

During his first six years, Teis restructured the department's administration with the hiring of key senior administrative staff and five head coaches.

In his previous role as associate athletic director for external affairs, he had oversight of several key areas, including game management, marketing, promotions, facilities and ticket sales. Teis was also responsible for the administration of men's and women's golf, baseball and volleyball teams as well as the Strutters. From 1998-2002, he oversaw the Bobcat Athletic Foundation.

A native of Fort Worth, Teis came to Texas State after spending four years as the director of athletic marketing at TCU, where he developed the marketing plan for all sports that, included facility signage, season ticket campaigns, game day operations and corporate sponsorships.

Prior to his tenure at TCU, Teis was the assistant director of New Mexico's Lobo Club for three years.

Teis has served on several key Southland Conference committees and is an active member of the local community, including serving on the board of directors of the San Marcos Convention and Visitors Bureau.


He holds a bachelor's degree in marketing from TCU, a master's in sports administration from St. Thomas University of Miami, Fla., and a doctorate in health, physical education and recreation with an emphasis in sports administration from the University of New Mexico.

Teis resides in San Marcos with his wife, Jana, and two daughters, Taylor (18), a freshman at Texas State, and Shelby (14).





ATHLETICS ADMINISTRATION



Paul Gowens
*NCAA faculty
representative*



Travis Comer
*associate athletic
director-major gifts*



Don Coryell
*associate director-
external relations*



Tracy Shoemake
*associate director-
internal operations &
senior woman administrator*



John Anderson
*assistant athletic director-
major gifts*



Karen Chisum
*assistant athletic director &
head volleyball coach*



Derek Grice
*assistant athletic director-
facilities & game operations*



Laurie Hindson
*assistant athletic director
academic services
director of Athletic
Academic Center*



Mary Ellen Jones
*assistant athletic director-
NCAA compliance*



Bryan Miller
*assistant athletic director-
marketing and promotions*



Lacy Needham
*assistant athletic director-
business services*



Chris Park
*assistant athletic director-
development*



Rick Poulter
*assistant athletic director-
sports information*



Joe Verschueren
*director of
ticket operations*



SEASON IN REVIEW

SEASON REVIEW

The Texas State men's basketball program has continued to improve each year and last-season wasn't any different as it finished as the SLC West Division Co-Champions. Under the leadership of head men's basketball coach Doug Davalos, the Bobcats made it to the semifinals of the Southland Conference Basketball Tournament after entering the tournament as the No. 4 seed, and went on to record its first postseason win since 2003. The Bobcats finished with an overall record of 16-16. It was the most wins in a single season for the program since 2002-03 when the Bobcats finished 16-13. Also, it was the second time since 1998-99 and just the sixth season since Texas State joined the Division I ranks that the Bobcats won 16 games. Seven of the Bobcats' losses last season came against NCAA or NIT teams.

The Bobcats also finished with a 10-6 SLC record which was the most conference wins for Texas State since 1998. Texas State has posted an improved overall and conference record for five consecutive years. The Bobcats are the only SLC program in conference history to accomplish this feat.

Texas State finished the season as the SLC West Division Co-Champions and tied for second place overall in the league The Bobcats' longest win streak of the season was five games, in which it boosted the Bobcats into first place in the league. Texas State finished second in the SLC in scoring (78.3 ppg), field goal percentage (.458), and rebounding offense (37.3 rpg).

A large part of the Bobcats success in 2010-11 was due to the play of its senior class. Forwards Tony Bishop and Cameron Johnson, along with guard Ryan White were instrumental for the Bobcats down the stretch. Co-captains Bishop and Johnson led Texas State in scoring and rebounding, while White was the teams assists and steals leader.

Coaching Records

Table with 4 columns: Rank, Head Coach, Years, Record. Lists coaching records from Milton Jowers to Doug Davalos (2006-Present).

INDIVIDUAL SEASON RECORDS

- Free Throws Made: 4th - 170 - Ryan White, 7th - 135 - Cameron Johnson (last season)
Free Throws Attempted: 4th - 214 - Cameron Johnson (last season), 7th - 208 - Ryan White
Assists: 7th - 155 - Ryan White
Assists Average: 10th - 4.8 - Ryan White
Blocked Shots: 6th - 34 - Tony Bishop
Blocked Shots Average: 10th - 1.0 - Tony Bishop
Steals: 6th - 154 - Ryan White
Games Started: 1st - 32 - John Bowman
Minutes: 8th - 945 - Ryan White

INDIVIDUAL CAREER RECORDS

- Most Points: 8th - 1,192 - Cameron Johnson, 19th - 989 - Ryan White
Free Throws Made: 4th - 355 - Ryan White, 6th - 311 - Cameron Johnson
Free Throws Att.: 4th - 509 - Cameron Johnson, 6th - 448 - Ryan White
Most Rebounds: 12th - 638 - Cameron Johnson
Assists: 2nd - 414 - Ryan White
Assists Average: 6th - 3.5 - Ryan White
Blocked Shots: 4th - 58 - Tony Bishop, 6th - 55 - Cameron Johnson
Blocked Shots Average: 6th - 0.9 - Tony Bishop

INDIVIDUAL CAREER RECORDS CONT...

- Steals: 3rd - 154 - Ryan White
Steals Average: 9th - 1.3 - Ryan White
Games Played: 1st - 118 - Cameron Johnson, 2nd - 117 - Ryan White
Games Started: 4th - 79 - Cameron Johnson
Minutes: 5th - 2,691 - Ryan White, 8th - 2,348 - Cameron Johnson



SEASON IN REVIEW

TONY BISHOP AND RYAN WHITE NAMED ALL-SOUTHLAND CONFERENCE

Bobcat seniors Tony Bishop and Ryan White were named to the 2011 All-Southland Conference Men's Basketball teams. Bishop earned second team honors and White was selected to the third team.

This was the first time Texas State has had two players selected to the all-conference team since 2005 when Anthony Dill and Josh Naylor received second and third team honors. It is the tenth time overall that a pair of Bobcats were named to the all-conference teams together. Cameron Johnson was named honorable mention.

DOUBLE'S ALL AROUND

Texas State recorded 15 double-double's in 2010-11. Senior Tony Bishop registered three double-doubles in non-conference play, then recorded back-to-back league double-doubles against Texas A&M-Corpus Christi and UT Arlington. Bishop finished with a team-leading 11 double-doubles. The only other Bobcats to record double-doubles last season were seniors Ryan White (3) and Cameron Johnson (1).

BALLIN' IN CANCUN

Texas State faced both Appalachian State and Northeastern for the first time in school history when it traveled to Cancun and played in the ESPN Governor's Cup. The Bobcats beat Appalachian State 79-68 to snap a seven-game losing streak, but gave up a 17-point lead to Northeastern and fell to the Huskies 86-78. The Bobcats opened the

tourney with a 83-72 loss to Ole Miss. Texas State shot 52 percent from the field over the course of the tournament and forced 50 turnovers.

BRAND INDUCTED INTO HALL OF FAME

Assistant men's basketball coach Eric Brand was inducted into the Bethel College Athletic Hall of Fame on Sunday, Sept. 12. Brand was a four-year letter winner in basketball and is considered one of the best centers in Bethel College Basketball history. His #55 jersey was retired and he is the only athlete in Bethel College history to play in four National Championship games. He was a first team NAIA All-American in 2000 and a NCCAA All-American three times – '98, '99, and '00. Currently, Eric holds four career records: scoring (2,696-points), field goals made (1,018), free-throws made (659), and games played (157). He also currently has three single season records: scoring (909-points), average (23.9), and free-throws made (282). Eric was a member of the two NAIA National Championship teams in 1997 and 1998. He was also a member of the 2000 NCCAA National Championship team.

ACADEMIC ALL-CONFERENCE

Jonathan Sloan and Ryan White were named to the 2011 Southland Conference All-Academic teams. Sloan was an automatic selection to the first team after receiving CoSIDA/Capital One Academic All-District VI honors. He graduated cum laude in December 2010 with a 3.56 GPA in exercise sports and science and a minor in business. White posted a 3.21 GPA to receive second team accolades for the second straight year.

2010-11 TEXAS STATE MISCELLANEOUS STATISTICS

20-POINT GAMES

Player	Points	Opponent (Date)
Tony Bishop	27	LU (3/2)
Tony Bishop	23	SFA (2/19)
Tony Bishop	22	SELU (2/23)
Tony Bishop	22	UCA (2/9)
Tony Bishop	20	AMCC (1/26)
Tony Bishop	20	OLLU (11/24)
Ryan White	26	SELU (3/9)
Ryan White	25	UTSA (2/26)
Ryan White	22	SHSU (1/19)
Ryan White	21	AMCC (2/15)
Ryan White	21	OLLU (11/24)
Ryan White	20	AMCC (1/26)
Cameron Johnson	24	ASU (12/23)
Cameron Johnson	22	UNT (12/19)
Cameron Johnson	21	AMCC (2/15)
Eddie Rios	21	MCN (1/15)
Eddie Rios	20	UTA (2/12)
Eddie Rios	20	UTSA (1/22)
Eddie Rios	20	UTPA (11/20)

10-POINT GAMES	SEASON	NUMBER OF
	HIGH	GAMES
Tony Bishop	27	25
John Bowman	13	6
J.B. Conley	19	8
Cameron Johnson	24	22
Travis Jones	19	12
Eddie Rios	21	13
Uriel Segura	12	3
Jonathan Sloan	14	4
Matt Staff	16	4
A.J. Stewart	14	5
Ryan White	25	18
Brooks Ybarra	12	2

10-REBOUND GAMES	SEASON	NUMBER
	HIGH	OF GAMES
Tony Bishop	16	10
Cameron Johnson	10	1

GAMES WITH 10 ASSISTS	SEASON	NUMBER OF
	HIGH	GAMES
Ryan White	11	2

DOUBLE-DOUBLE PERFORMANCES

Player	Pts.-Reb.	Opponent (Date)
Tony Bishop	16-13	MCN (3/10)
Tony Bishop	27-12	LU (3/2)
Tony Bishop	14-12	UTSA (2/26)
Tony Bishop	22-10	SELU (2/23)
Tony Bishop	23-13	SFA (2/19)
Tony Bishop	17-16	NICH (2/5)
Tony Bishop	12-10	UTA (1/29)
Tony Bishop	20-10	AMCC (1/26)
Tony Bishop	20-16	OLLU (11/24)
Tony Bishop	14-10	SR (11/12)
Tony Bishop	10-11	LIU (11/16)
Ryan White	15-10	SHSU (3/5)
Cameron Johnson	17-10	OLLU (11/24)

Players	Pts.-Asst.	Opponent
Ryan White	22-11	SHSU (1/19)
Ryan White	21-11	OLLU (11/24)

2010-11 TEXAS STATE GAME-BY-GAME STARTERS						
Date	Opponent	G	G	G/F	F	F
11-12-10	vs. Sul Ross State	Rios	Bowman	Jones	Johnson	Sloan
11-16-10	vs. Long Island	Rios	Bowman	Jones	Johnson	Sloan
11-20-10	vs. UTPA	White	Bowman	Conley	Bishop	Sloan
11-24-10	vs. Our Lady of the Lake	Rios	Bowman	Segura	Bishop	Sloan
11-27-10	vs. North Texas	White	Bowman	Jones	Bishop	Johnson
12-04-10	vs. Houston Baptist	White	Bowman	Jones	Bishop	Sloan
12-11-10	vs. Texas	White	Bowman	Johnson	Bishop	Sloan
12-16-10	vs. Texas Southern	White	Bowman	Jones	Bishop	Sloan
12-19-10	vs. North Texas	White	Bowman	Jones	Bishop	Johnson
12-22-10	vs. Ole Miss	Rios	Bowman	Jones	Johnson	Sloan
12-23-10	vs. Appalachian State	White	Rios	Bowman	Johnson	Sloan
12-24-10	vs. Northeastern	White	Rios	Bowman	Johnson	Sloan
12-31-10	vs. UT Tyler	White	Rios	Bowman	Johnson	Sloan
01-04-11	vs. UTPA	White	Rios	Bowman	Johnson	Staff
01-08-11	vs. Northwestern State	White	Rios	Bowman	Johnson	Staff
01-15-11	vs. McNeese State	Rios	Bowman	Jones	Conley	Staff
01-19-11	vs. Sam Houston State	Rios	Bowman	Jones	Conley	Johnson
01-22-11	vs. UTSA	Rios	Bowman	Jones	Conley	Johnson
01-26-11	vs. A&M-Corpus Christi	Rios	Bowman	Jones	Conley	Johnson
01-29-11	vs. UT Arlington	Rios	Bowman	Jones	Conley	Johnson
02-02-11	vs. Stephen F. Austin	White	Bowman	Jones	Conley	Bishop
02-05-11	vs. Nicholls	White	Bowman	Jones	Conley	Bishop
02-09-11	vs. Central Arkansas	White	Bowman	Jones	Conley	Bishop
02-12-11	vs. UT Arlington	White	Bowman	Jones	Bishop	Johnson
02-15-11	vs. A&M-Corpus Christi	White	Bowman	Jones	Bishop	Johnson
02-19-11	vs. Stephen F. Austin	White	Bowman	Jones	Bishop	Johnson
02-23-11	vs. Southeastern La.	White	Bowman	Jones	Bishop	Johnson
02-26-11	vs. UTSA	White	Bowman	Jones	Bishop	Johnson
03-02-11	vs. Lamar	White	Bowman	Jones	Bishop	Johnson
03-05-11	vs. Sam Houston State	White	Bowman	Jones	Bishop	Johnson
03-09-11	vs. Southeastern La.	White	Bowman	Jones	Bishop	Johnson
03-10-11	vs. McNeese State	White	Bowman	Jones	Bishop	Johnson



2010-11 RESULTS

RECORD:	OVERALL	HOME	AWAY	NEUTRAL
ALL GAMES	16-16	11-3	3-9	2-4
CONFERENCE	10-6	8-0	2-6	0-0
NON-CONFERENCE		6-10	3-3	1-3 2-4

DATE	OPPONENT	SCORE	ATTEND	HIGH POINTS	HIGH REBOUNDS
11/12/10	SUL ROSS STATE	W 89-62	2326	(17)Conley, J.B.	(10)Bishop, Tony
11/16/10	LONG ISLAND	67-91 L	3327	(11)Conley, J.B.	(11)Bishop, Tony
11/20/10	at UTPA	W 76-63	1084	(20)Rios, Eddie	(9)Stewart, A.J.
11/24/10	OUR LADY OF THE LAKE	126-127 Lot	872	(21)White, Ryan	(16)Bishop, Tony
11/27/10	NORTH TEXAS	77-81 L	1711	(16)White, Ryan	(9)Bishop, Tony
12/04/10	at Houston Baptist	81-88 L	860	(12)Sloan, Jonathan (12)Johnson, Cameron	(9)Bishop, Tony (9)Sloan, Jonathan
12/11/10	at Texas	65-101 L	11932	(12)Johnson, Cameron (12)Bishop, Tony	(8)Bishop, Tony
12/16/10	vs Texas Southern	64-78 L	312	(19)Jones, Travis	(9)Jones, Travis
12/19/10	at North Texas	62-85 L	2362	(22)Johnson, Cameron	(7)Johnson, Cameron
12/22/10	vs Mississippi	72-83 L	814	(16)Johnson, Cameron (16)Rios, Eddie	(6)Johnson, Cameron
12/23/10	vs Appalachian State	W 79-68	896	(24)Johnson, Cameron	(8)Johnson, Cameron
12/24/10	vs Northeastern	78-86 L	548	(14)Sloan, Jonathan	(5)White, Ryan
12/31/10	UT TYLER	W 80-59	1013	(18)Johnson, Cameron	(9)Bishop, Tony
01/04/11	UTPA	W 82-70	1113	(19)Johnson, Cameron	(7)Bishop, Tony (7)Staff, Matt
01/08/11	*NORTHWESTERN STATE	W 84-71	1136	(19)Johnson, Cameron	(7)Johnson, Cameron
01/15/11	*at McNeese State	92-97 L	672	(21)Rios, Eddie	(9)Conley, J.B.
01/19/11	*SAM HOUSTON STATE	W 95-91	2150	(22)White, Ryan	(5)Bishop, Tony (5)White, Ryan (5)Conley, J.B.
01/22/11	*at UTSA	84-88 L	2856	(20)Rios, Eddie	(7)Bowman, John
01/26/11	*A&M-CORPUS CHRISTI	W 73-62	2728	(20)White, Ryan (20)Bishop, Tony	(11)Bishop, Tony
01/29/11	*at UT Arlington	66-83 L	1071	(13)White, Ryan	(10)Bishop, Tony
02/02/11	*STEPHEN F. AUSTIN	W 66-61	2497	(17)White, Ryan	(4)Bowman, John (4)Conley, J.B. (4)Staff, Matt
02/05/11	*NICHOLLS	W 75-60	2164	(17)Bishop, Tony	(16)Bishop, Tony
02/09/11	*at Central Arkansas	W 85-61	767	(22)Bishop, Tony	(7)Bishop, Tony
02/12/11	*UT ARLINGTON	W 79-71	2397	(20)Rios, Eddie	(8)Johnson, Cameron
02/15/11	*at A&M-Corpus Christi	W 66-61	1268	(21)Johnson, Cameron (21)White, Ryan	(8)Bishop, Tony (8)Johnson, Cameron
02/19/11	*at Stephen F. Austin	70-73 Lot	2385	(23)Bishop, Tony	(13)Bishop, Tony
02/23/11	*SOUTHEASTERN LA.	W 82-69	2210	(22)Bishop, Tony	(10)Bishop, Tony
02/26/11	*UTSA	W 82-80	3527	(25)White, Ryan	(12)Bishop, Tony
03/02/11	*at Lamar	102-113 L	3187	(27)Bishop, Tony	(12)Bishop, Tony
03/05/11	*at Sam Houston State	52-68 L	1408	(15)White, Ryan	(10)White, Ryan
03/09/11	vs Southeastern La.	W 72-68	1292	(26)White, Ryan	(7)Johnson, Cameron
03/10/11	vs McNeese State	83-91 L	1831	(16)White, Ryan (16)Bishop, Tony	(13)Bishop, Tony

* = Conference game

ATTENDANCE SUMMARY	GAMES	TOTALS	AVG/GAME
HOME	14	29171	2084
AWAY	12	29852	2488
NEUTRAL	6	5693	949
TOTAL	32	64716	2022



2010-11 STATISTICS

All Games

No.	Player	GP	S	Min	Avg	FG	FGA	Pct	3FG	FGA	Pct	FT	FTA	Pct	Off	Def	Tot	Avg	PF	D	A	TO	Blk	Stl	Pts	Avg
22	Bishop, Tony	32	19	811	25.3	158	275	.575	0	0	.000	102	160	.638	89	170	259	8.1	84	5	30	48	34	37	418	13.1
23	Johnson, Cameron	29	24	698	24.1	134	277	.484	0	0	.000	107	166	.645	59	99	158	5.4	102	9	19	68	16	22	375	12.9
01	White, Ryan	32	23	945	29.5	90	233	.386	32	102	.314	170	208	.817	24	88	112	3.5	81	1	155	94	2	54	382	11.9
02	Stewart, A.J.	8	0	164	20.5	34	68	.500	0	8	.000	14	26	.538	26	31	57	7.1	18	0	11	21	16	5	82	10.3
11	Rios, Eddie	30	14	713	23.8	96	251	.382	47	141	.333	32	49	.653	11	48	59	2.0	57	1	60	48	1	31	271	9.0
30	Sloan, Jonathan	13	11	221	17.0	43	82	.524	0	0	.000	21	36	.583	26	30	56	4.3	33	0	6	17	4	9	107	8.2
15	Jones, Travis	32	24	724	22.6	86	204	.422	49	137	.358	18	28	.643	20	73	93	2.9	78	2	21	28	5	24	239	7.5
05	Bowman, John	32	32	727	22.7	65	154	.422	14	39	.359	33	55	.600	22	48	70	2.2	58	2	58	48	4	23	177	5.5
20	Conley, J.B.	32	9	448	14.0	67	146	.459	2	22	.091	35	67	.522	39	45	84	2.6	68	0	13	38	3	13	171	5.3
21	Staff, Matt	23	3	306	13.3	41	87	.471	5	22	.227	20	27	.741	21	47	68	3.0	36	0	19	26	12	10	107	4.7
32	Ybarra, Brooks	21	0	200	9.5	22	45	.489	17	34	.500	7	10	.700	13	21	34	1.6	29	1	11	6	6	6	68	3.2
10	Segura, Uriel	26	1	331	12.7	19	69	.275	15	48	.313	26	33	.788	10	28	38	1.5	30	0	29	25	0	8	79	3.0
00	Rogers, Stevie	5	0	59	11.8	2	6	.333	0	3	.000	4	9	.444	0	3	3	0.6	5	0	6	7	0	3	8	1.6
03	Koenen, Reid	21	0	96	4.6	8	32	.250	4	23	.174	0	3	.000	3	6	9	0.4	19	0	2	11	1	2	20	1.0
44	Kirschke, Jordan	4	0	7	1.8	1	1	1.000	0	0	.000	0	0	.000	0	1	1	0.3	1	0	0	0	0	0	2	0.5
TM	TEAM														37	56	93	2.9	0			4			0	
	Total	32				866	1930	.449	185	579	.320	589	877	.672	400	794	1194	37.3	699	21	440	489	104	247	2506	78.3
	Opponents	32				872	1901	.459	204	617	.331	562	822	.684	372	828	1200	37.5	725	-	477	545	80	212	2510	78.4

SCORE BY PERIODS: 1st 2nd OT TOTAL

Texas State	1077	1400	29	2506
Opponents	1125	1352	33	2510

DEADBALL REBOUNDS: OFF DEF TOTAL

Texas State	120	6	126
Opponents	117	7	124

SLC Games Only

No.	Player	GP	S	Min	Avg	FG	FGA	Pct	3FG	FGA	Pct	FT	FTA	Pct	Off	Def	Tot	Avg	PF	D	A	TO	Blk	Stl	Pts	Avg
22	Bishop, Tony	16	10	460	28.8	93	153	.608	0	0	.000	58	84	.690	38	99	137	8.6	47	3	15	27	20	17	244	15.3
01	White, Ryan	16	11	488	30.5	47	125	.376	19	50	.380	111	131	.847	12	42	54	3.4	42	1	79	43	1	28	224	14.0
23	Johnson, Cameron	13	12	326	25.1	58	114	.509	0	0	.000	50	78	.641	21	52	73	5.6	44	4	8	29	11	12	166	12.8
11	Rios, Eddie	16	6	391	24.4	59	149	.396	26	83	.313	19	27	.704	8	24	32	2.0	29	0	34	22	1	15	163	10.2
15	Jones, Travis	16	15	401	25.1	41	101	.406	28	73	.384	6	9	.667	10	40	50	3.1	41	2	8	12	2	9	116	7.3
20	Conley, J.B.	16	8	261	16.3	45	94	.479	1	8	.125	15	32	.469	24	31	55	3.4	34	0	6	21	2	8	106	6.6
05	Bowman, John	16	16	353	22.1	30	73	.411	4	14	.286	22	32	.688	11	25	36	2.3	29	1	26	21	2	10	86	5.4
21	Staff, Matt	16	2	195	12.2	25	56	.446	2	13	.154	9	10	.900	14	31	45	2.8	24	0	12	14	9	4	61	3.8
32	Ybarra, Brooks	14	0	142	10.1	16	35	.457	13	27	.481	3	6	.500	11	11	22	1.6	18	0	9	5	3	6	48	3.4
10	Segura, Uriel	14	0	176	12.6	9	32	.281	8	23	.348	13	17	.765	8	16	24	1.7	14	0	19	12	0	3	39	2.8
03	Koenen, Reid	10	0	31	3.1	0	9	.000	0	7	.000	0	1	.000	0	4	4	0.4	10	0	1	6	0	1	0	0.0
44	Kirschke, Jordan	1	0	1	1.0	0	0	.000	0	0	.000	0	0	.000	0	0	0	0.0	0	0	0	0	0	0	0	0.0
TM	TEAM														15	27	42	2.6	0			2			0	
	Total	16				423	941	.450	101	298	.339	306	427	.717	172	402	574	35.9	332	11	217	214	51	113	1253	78.3
	Opponents	16				426	953	.447	96	315	.305	261	385	.678	195	413	608	38.0	355	-	223	256	38	90	1209	75.6

SCORE BY PERIODS: 1st 2nd OT TOTAL

Texas State	528	714	11	1253
Opponents	562	633	14	1209

DEADBALL REBOUNDS: OFF DEF TOTAL

Texas State	50	3	53
Opponents	50	5	55



PLAYER BIOS

INDIVIDUAL GAME HIGHS

Points	27	Bishop, Tony at Lamar University (03/02/11)
Field Goals Made	12	Bishop, Tony at Lamar University (03/02/11)
Field Goal Att.	20	Bishop, Tony at Lamar University (03/02/11)
FG Pct (min 5 made)	1.000 (6-6)	Sloan, Jonathan vs NU (12/24/10)
3-Point FG Made	5	Rios, Eddie at Central Arkansas (02/09/11)
	5	Rios, Eddie at UTSA (01/22/11)
	5	Jones, Travis at UTSA (01/22/11)
	5	Jones, Travis vs Sam Houston State (01/19/11)
	5	Jones, Travis vs Northwestern State (01/08/11)
	5	Rios, Eddie vs Mississippi (12/22/10)
3-Point FG Att.	13	Rios, Eddie at UTSA (01/22/11)
3-Pt FG Pct (min 3 made)	1.000 (5-5)	Jones, Travis vs Northwestern State (01/08/11)
Free Throws Made	12	White, Ryan at A&M-Corpus Christi (02/15/11)
	12	White, Ryan vs Sam Houston State (01/19/11)
Free Throw Att.	17	White, Ryan vs Our Lady of the Lake (11/24/10)
FT Pct (min 5 made)	1.000 (12-12)	White, Ryan at A&M-Corpus Christi (02/15/11)
Rebounds	16	Bishop, Tony vs Nicholls (02/05/11)
	16	Bishop, Tony vs Our Lady of the Lake (11/24/10)
Assists	11	White, Ryan vs Sam Houston State (01/19/11)
	11	White, Ryan vs Our Lady of the Lake (11/24/10)
Steals	4	Johnson, Cameron vs Southeastern La. (03/09/11)
	4	White, Ryan at A&M-Corpus Christi (02/15/11)
	4	Bishop, Tony vs UT Arlington (02/12/11)
	4	White, Ryan vs Appalachian State (12/23/10)
	4	Jones, Travis vs Texas Southern (12/16/10)
	4	Bishop, Tony at Texas (12/11/10)
	4	Bishop, Tony vs North Texas (11/27/10)
	4	Jones, Travis vs Sul Ross State (11/12/10)
	4	Rios, Eddie vs Sul Ross State (11/12/10)
	4	White, Ryan vs Sul Ross State (11/12/10)
Blocked Shots	6	Stewart, A.J. vs Our Lady of the Lake (11/24/10)

OPPONENT INDIVIDUAL GAME HIGHS

Points	30	James, Mike at Lamar University (03/02/11)
	30	Scott, Jereal at Stephen F. Austin (02/19/11)
Field Goals Made	12	Rucker, Dionelle vs Our Lady of the Lake (11/24/10)
Field Goal Att.	22	Rucker, Dionelle vs Our Lady of the Lake (11/24/10)
FG Pct (min 5 made)	.875 (7-8)	Lee, Jonathan vs NU (12/24/10)
3-Point FG Made	7	Pevehouse, Lance at Sam Houston State (03/05/11)
3-Point FG Att.	11	Davis, Brandon at Lamar University (03/02/11)
3-Pt FG Pct (min 3 made)	.857 (6-7)	Thompson, Tristan vs North Texas (11/27/10)
Free Throws Made	13	Collins, C.J. vs McNeese State (03/10/11)
	13	Martinez, Robert vs Our Lady of the Lake (11/24/10)
Free Throw Att.	18	Martinez, Robert vs Our Lady of the Lake (11/24/10)
FT Pct (min 5 made)	1.000 (12-12)	Warren, Chris vs Mississippi (12/22/10)
Rebounds	14	Mosley, William vs Northwestern State (01/08/11)
Assists	12	Harris, Kendrick at Lamar University (03/02/11)
Steals	6	Allen, Chaisson vs NU (12/24/10)
Blocked Shots	7	Mosley, William vs Northwestern State (01/08/11)

INDIVIDUAL GAME HIGHS

Points	27	Bishop, Tony at Lamar (03/02/11)
	26	White, Ryan vs Southeastern La. (03/09/11)
	25	White, Ryan vs UTSA (02/26/11)
	24	Johnson, Cameron vs Appalachian State (12/23/10)
	23	Bishop, Tony at Stephen F. Austin (02/19/11)
FG Pct (min 5 made)	1.000 (6-6)	Sloan, Jonathan vs NU (12/24/10)
	1.000 (6-6)	Stewart, A.J. vs Our Lady of the Lake (11/24/10)
	1.000 (5-5)	Jones, Travis vs NU (12/24/10)
	.857 (6-7)	Jones, Travis vs Northwestern State (01/08/11)
	.833 (5-6)	Johnson, Cameron vs UT Arlington (02/12/11)
	.833 (5-6)	Sloan, Jonathan vs Our Lady of the Lake (11/24/10)
3-Pt FG Pct (min 3 made)	1.000 (5-5)	Jones, Travis vs Northwestern State (01/08/11)
	1.000 (3-3)	Staff, Matt vs NU (12/24/10)
	.833 (5-6)	Jones, Travis at UTSA (01/22/11)
	.750 (3-4)	Ybarra, Brooks at McNeese State (01/15/11)
	.667 (4-6)	Rios, Eddie vs McNeese State (03/10/11)
	.625 (5-8)	Rios, Eddie at Central Arkansas (02/09/11)
FT Pct (min 5 made)	1.000 (12-12)	White, Ryan at A&M-Corpus Christi (02/15/11)
	1.000 (8-8)	White, Ryan vs Southeastern La. (03/09/11)
	1.000 (8-8)	Bishop, Tony vs Southeastern La. (03/09/11)
	1.000 (8-8)	Johnson, Cameron at North Texas (12/19/10)
	1.000 (7-7)	White, Ryan at Lamar (03/02/11)
	1.000 (6-6)	Bishop, Tony at A&M-Corpus Christi (02/15/11)
	1.000 (6-6)	Bishop, Tony vs A&M-Corpus Christi (01/26/11)
Rebounds	16	Bishop, Tony vs Nicholls (02/05/11)
	16	Bishop, Tony vs Our Lady of the Lake (11/24/10)
	13	Bishop, Tony vs McNeese State (03/10/11)
	13	Bishop, Tony at Stephen F. Austin (02/19/11)
	12	Bishop, Tony at Lamar (03/02/11)
	12	Bishop, Tony vs UTSA (02/26/11)
Assists	11	White, Ryan vs Sam Houston State (01/19/11)
	11	White, Ryan vs Our Lady of the Lake (11/24/10)
	9	White, Ryan at Stephen F. Austin (02/19/11)
	9	White, Ryan at Central Arkansas (02/09/11)
	8	White, Ryan vs McNeese State (03/10/11)
Steals	4	Johnson, Cameron vs Southeastern La. (03/09/11)
	4	White, Ryan at A&M-Corpus Christi (02/15/11)
	4	Bishop, Tony vs UT Arlington (02/12/11)
	4	White, Ryan vs Appalachian State (12/23/10)
	4	Jones, Travis vs Texas Southern (12/16/10)
	4	Bishop, Tony at Texas (12/11/10)
Blocked Shots	6	Stewart, A.J. vs Our Lady of the Lake (11/24/10)
	5	Stewart, A.J. at Houston Baptist (12/04/10)
	3	Johnson, Cameron at Lamar (03/02/11)
	3	Bishop, Tony at A&M-Corpus Christi (02/15/11)
	3	Bishop, Tony at UT Arlington (01/29/11)



TEAM HIGHS AND LOWS

TEXAS STATE - TEAM GAME HIGH

Points	126	OUR LADY OF THE LAKE (11/24/10)
Field Goals Made	43	OUR LADY OF THE LAKE (11/24/10)
Field Goal Attempts	82	OUR LADY OF THE LAKE (11/24/10)
Field Goal Pct.	.628 (27-43)	vs NU (12/24/10)
3 PT Field Goals Made	11	at McNeese State (01/15/11)
3 PT Field Goal Attempts	27	at McNeese State (01/15/11)
	27	LONG ISLAND (11/16/10)
3 PT Field Goal Attempts	.643 (9-14)	NORTHWESTERN ST. (01/08/11)
Free Throws Made	33	OUR LADY OF THE LAKE (11/24/10)
Free Throw Attempts	55	OUR LADY OF THE LAKE (11/24/10)
Free Throw Pct.	.875 (21-24)	vs Southeastern La. (03/09/11)
Rebounds	63	OUR LADY OF THE LAKE (11/24/10)
Assists	30	OUR LADY OF THE LAKE (11/24/10)
Steals	15	SUL ROSS STATE (11/12/10)
Blocked Shots	9	at Houston Baptist (12/04/10)
Turnovers	26	OUR LADY OF THE LAKE (11/24/10)
Fouls	32	OUR LADY OF THE LAKE (11/24/10)

OPPONENT - GAME HIGHS

Points	127	OUR LADY OF THE LAKE (11/24/10)
Field Goals Made	42	OUR LADY OF THE LAKE (11/24/10)
Field Goal Attempts	89	OUR LADY OF THE LAKE (11/24/10)
Field Goal Pct.	.583 (28-48)	vs NU (12/24/10)
3 PT Field Goals Made	13	at Lamar (03/02/11)
	13	at UT Arlington (01/29/11)
3 PT Field Goal Attempts	30	UT TYLER (12/31/10)
3 PT Field Goal Pct.	.818 (9-11)	NORTH TEXAS (11/27/10)
Free Throws Made	32	OUR LADY OF THE LAKE (11/24/10)
Free Throw Attempts	47	OUR LADY OF THE LAKE (11/24/10)
Free Throw Pct.	.862 (25-29)	vs Mississippi (12/22/10)
Rebounds	49	LONG ISLAND (11/16/10)
Assists	25	OUR LADY OF THE LAKE (11/24/10)
Steals	11	vs Texas Southern (12/16/10)
	11	OUR LADY OF THE LAKE (11/24/10)
Blocked Shots	7	NORTHWESTERN STATE (01/08/11)
	7	UT TYLER (12/31/10)
Turnovers	26	UTPA (01/04/11)
Fouls	42	OUR LADY OF THE LAKE (11/24/10)

TEXAS STATE - GAME LOWS

Points	52	at Sam Houston State (03/05/11)
Field Goals Made	18	at A&M-Corpus Christi (02/15/11)
	18	at Sam Houston State (03/05/11)
Field Goal Attempts	43	vs NU (12/24/10)
Field Goal Pct.	.311 (23-74)	LONG ISLAND (11/16/10)
3 PT Field Goals Made	2	SUL ROSS STATE (11/12/10)
	2	vs Appalachian State (12/23/10)
	2	at UT Arlington (01/29/11)
3 PT Field Goal Attempts	9	SOUTHEASTERN LA. (02/23/11)
3 PT Field Goal Attempts	.111 (2-18)	at UT Arlington (01/29/11)
Free Throws Made	8	at Texas (12/11/10)
Free Throw Attempts	17	at Stephen F. Austin (02/19/11)
Free Throw Pct.	.440 (11-25)	at UTPA (11/20/10)
Rebounds	22	vs Mississippi (12/22/10)
Assists	8	at North Texas (12/19/10)
	8	STEPHEN F. AUSTIN (02/02/11)
Steals	2	vs McNeese State (03/10/11)
Blocked Shots	0	at North Texas (12/19/10)
	0	SAM HOUSTON STATE (01/19/11)
	0	SOUTHEASTERN LA. (02/23/11)
Turnovers	8	at McNeese State (01/15/11)
	8	at Stephen F. Austin (02/19/11)
Fouls	14	UT TYLER (12/31/10)

OPPONENT - GAME LOWS

Points	59	UT TYLER (12/31/10)
Field Goals Made	18	at UTPA (11/20/10)
Field Goal Attempts	46	vs Texas Southern (12/16/10)
Field Goal Pct.	.300 (18-60)	at UTPA (11/20/10)
3 PT Field Goals Made	2	at A&M-Corpus Christi (02/15/11)
	2	at Stephen F. Austin (02/19/11)
3 PT Field Goal Attempts	11	NORTH TEXAS (11/27/10)
3 PT Field Goal Attempts	.118 (2-17)	at A&M-Corpus Christi (02/15/11)
Free Throws Made	6	UT TYLER (12/31/10)
Free Throw Attempts	9	UT TYLER (12/31/10)
Free Throw Pct.	.433 (13-30)	at Central Arkansas (02/09/11)
Rebounds	20	vs NU (12/24/10)
Assists	7	SUL ROSS STATE (11/12/10)
	7	NICHOLLS (02/05/11)
Steals	0	STEPHEN F. AUSTIN (02/02/11)
Blocked Shots	0	SUL ROSS STATE (11/12/10)
	0	NICHOLLS (02/05/11)
Turnovers	6	vs McNeese State (03/10/11)
Fouls	17	at North Texas (12/19/10)
	17	at Stephen F. Austin (02/19/11)



CONFERENCE STANDINGS AND AWARDS

2010-11 SOUTHLAND CONFERENCE FINAL STANDINGS

Team	Record	Pct	SLC			Record	Pct	Overall			
			Home	Away	Streak			Home	Away	Neutral	Streak
East Division											
McNeese State	11-5	.688	7-1	4-4	W1	21-12	.636	15-2	4-9	2-1	L2
Northwestern State	10-6	.625	6-2	4-4	W1	18-14	.562	13-3	5-10	0-1	L1
Southeastern Louisiana	9-7	.562	6-2	3-5	W3	15-14	.517	9-2	5-10	1-2	L1
Nicholls	8-8	.500	5-2	2-5	L11	14-13	.519	11-2	3-10	0-1	L2
Lamar	7-9	.438	3-4	4-4	L1	13-17	.433	8-5	4-11	1-1	L1
Central Arkansas	1-15	.062	1-6	0-8	L10	5-24	.172	4-9	0-14	1-1	L10
West Division											
Sam Houston State	10-6	.625	5-3	5-3	W3	18-13	.581	9-5	7-6	2-2	L1
Texas State	10-6	.625	8-0	2-6	L2	16-16	.500	11-3	3-9	2-4	L1
Stephen F. Austin	9-7	.562	5-3	4-4	L2	18-11	.621	13-3	5-7	0-1	L3
UTSA	9-7	.562	6-2	3-5	W2	20-14	.588	11-3	5-10	4-1	L1
UT Arlington	7-9	.438	4-4	3-5	L4	13-16	.448	9-4	4-12	0-0	L4
Texas A&M Corpus Christi	5-11	.312	2-6	2-6	W2	10-21	.323	6-7	2-12	2-2	W2

2011 SOUTHLAND CONFERENCE
TOURNAMENT RESULTS
Merrell Center, Katy, Texas

CHAMPIONSHIP
(7) UTSA 75, (1) McNeese St. 72

SEMIFINALS
(7) UTSA 79, (3) Sam Houston St. 70
(1) McNeese St. 91, (4) **Texas St. 83**

FIRST ROUND
(7) UTSA 97, (2) Northwestern St. 96
(3) Sam Houston St. 61, (6) Stephen F. Austin 45
(1) McNeese St. 61, (8) Nicholls 54
(4) **Texas St. 72**, (5) Southeastern La. 68

2011 ALL-TOURNAMENT TEAM
Devin Gibson, UTSA (Most Valuable Player)
Jeromie Hill, UTSA
Diego Kapelan, McNeese State
Gilberto Clavell, Sam Houston State
Patrick Richard, McNeese State

NCAA CHAMPIONSHIP
First/Second Rounds, New Orleans, La.
Thursday, March 18
(3) Baylor 68, (14) Sam Houston State 59

ALL-SOUTHLAND CONFERENCE SELECTIONS

FIRST TEAM	UNIVERSITY
Gilberto Clavell	Sam Houston State
Patrick Richard	McNeese State
Anatoly Bose	Nicholls
Devin Gibson	UTSA
Jereal Scott	Stephen F. Austin
SECOND TEAM	UNIVERSITY
Tony Bishop	Texas State
Will Pratt	Northwestern State
William Mosley	Northwestern State
Diego Kapelan	McNeese State
Jordan Glynn	Stephen F. Austin
THIRD TEAM	UNIVERSITY
Ryan White	Texas State
Trent Hutchin	Southeastern Louisiana
Brandon Fortenberry	Southeastern Louisiana
P.J. Alawoya	McNeese State
Demond Watt	A&M-Corpus Corpus
HONORABLE MENTION: Josten Crow, Sam Houston State; Bo Ingram, UT Arlington; Devon Baker, Northwestern State; Anthony Miles, Lamar; Cameron Johnson, Texas State ; Fred Hunter, Nicholls; Melvin Johnson III, UTSA; Devon Lamb, Lamar; Jeromie Hill, UTSA.	
PLAYER OF THE YEAR: Gilberto Clavell, Sam Houston State	
FRESHMAN OF THE YEAR: Jeromie Hill, UTSA	
NEWCOMER OF THE YEAR: Bo Ingram, UT Arlington	
COACH OF THE YEAR: Dave Simmons, McNeese State	

PLAYERS OF THE WEEK

November	
15.....	Fred Hunter, NICH
22.....	Anatoly Bose, NICH
29.....	Gilberto Clavell, SHSU
6.....	Patrick Richard, MCN
13.....	Stephen Franklin, UTSA
20.....	Demond Watt, AMCC
27.....	Fred Hunter, NICH
January	
3.....	Gilberto Clavell, SHSU
10.....	Mike James, LU
17.....	Jordan Glynn, SFA
24.....	Devin Gibson, UTSA
31.....	P.J. Alawoya, MCN
February	
7.....	Devon Baker, NSU
14.....	Brandon Fortenberry, SLU
21.....	Diego Kapelan, MCN
28.....	Tony Bishop, TXST
March	
6.....	Melvin Johnson III, UTSA



CONFERENCE STATISTICS

OFFENSIVE REBOUNDS

## Team	G	NO	AVG
1. Lamar	30	466	15.53
2. Northwestern State	32	439	13.72
3. Texas State	32	400	12.50
4. Stephen F. Austin	29	358	12.34
5. Sam Houston State	31	382	12.32
6. McNeese State	33	392	11.88
7. Central Arkansas	29	343	11.83
8. A&M-Corpus Christi	31	363	11.71
9. UT Arlington	29	327	11.28
10. Southeastern La.	29	326	11.24
11. UTSA	34	362	10.65
12. Nicholls	28	255	9.11

DEFENSIVE REBOUNDS

## Team	G	NO	AVG
1. Lamar	30	769	25.63
2. Sam Houston State	31	774	24.97
3. UT Arlington	29	723	24.93
4. Texas State	32	794	24.81
5. UTSA	34	824	24.24
6. McNeese State	33	774	23.45
7. Stephen F. Austin	29	671	23.14
8. Southeastern La.	29	658	22.69
9. Northwestern State	32	723	22.59
10. A&M-Corpus Christi	31	682	22.00
11. Central Arkansas	29	622	21.45
12. Nicholls	28	552	19.71

DEFENSIVE REB PCT.

## Team	G	DR	OR	PCT
1. Stephen F. Austin	29	671	248	0.730
2. Sam Houston State	31	774	293	0.725
3. Lamar	30	769	354	0.685
4. Texas State	32	794	372	0.681
5. A&M-Corpus Christi	31	682	330	0.674
6. Nicholls	28	552	268	0.673
7. UTSA	34	824	413	0.666
8. UT Arlington	29	723	368	0.663
9. Southeastern La.	29	658	335	0.663
10. Central Arkansas	29	622	325	0.657
11. McNeese State	33	774	414	0.652
12. Northwestern State	32	723	491	0.596

OFFENSIVE REB PCT.

## Team	G	OR	DR	PCT
1. Stephen F. Austin	29	358	568	0.387
2. Lamar	30	466	787	0.372
3. Northwestern State	32	439	785	0.359
4. A&M-Corpus Christi	31	363	681	0.348
5. Sam Houston State	31	382	730	0.344
6. McNeese State	33	392	793	0.331
7. UT Arlington	29	327	668	0.329
8. Southeastern La.	29	326	674	0.326
9. Texas State	32	400	828	0.326
10. Central Arkansas	29	343	752	0.313
11. UTSA	34	362	827	0.304
12. Nicholls	28	255	641	0.285

3-POINT FG MADE

## Team	G	3FG	Avg/G
1. Lamar	30	234	7.80
2. UT Arlington	29	212	7.31
3. UTSA	34	234	6.88
4. McNeese State	33	226	6.85
5. Nicholls	28	190	6.79
6. Northwestern State	32	211	6.59
7. Southeastern La.	29	181	6.24
8. Sam Houston State	31	185	5.97
9. Texas State	32	185	5.78
10. Central Arkansas	29	165	5.69
11. A&M-Corpus Christi	31	145	4.68
12. Stephen F. Austin	29	112	3.86

SLC INDIVIDUAL - ALL GAMES

SCORING

## Player-Team	CL	G	FG	3FG	FT	PTS	AVG
1. Bose, Anatoly-NICH	Sr.	28	178	67	195	618	22.1
2. Clavell, Gilberto-SHSU	Sr.	31	213	2	175	603	19.5
3. Pratt, Will-NWLA	Sr.	32	193	21	161	568	17.8
4. Gibson, Devin-UTSA	Sr.	34	159	27	232	577	17.0
5. Richard, Patrick-MCN	Jr.	31	163	34	139	499	16.1
6. Baker, Devon-NWLA	Sr.	32	145	67	139	496	15.5
7. Watt, Demond-AMCC	Jr.	31	164	0	138	466	15.0
8. Johnson III, Mel.-UTSA	So.	34	171	80	85	507	14.9
9. Kapelan, Diego-MCN	Sr.	32	149	86	92	476	14.9
10. Hutchin, Trent-SLU	Sr.	29	142	81	64	429	14.8
11. Hill, Jeromie-UTSA	Fr.	34	177	42	59	455	13.4
12. Scott, Jereal-SFA	Jr.	28	144	0	84	372	13.3
13. Bishop, Tony-TXST	Sr.	32	158	0	102	418	13.1
14. Johnson, Cam.TXST	Sr.	29	134	0	107	375	12.9
15. Crow, Josten-SHSU	Sr.	31	129	51	84	393	12.7
16. Qahwash, Imad-UCA	Sr.	29	111	33	109	364	12.6
17. James, Mike-LU	Jr.	24	102	35	60	299	12.5
18. Reed, LaMarcus-UTA	Jr.	29	119	46	75	359	12.4
19. White, Ryan-TXST	Sr.	32	90	32	170	382	11.9
20. Miles, Anthony-LU	Jr.	30	104	22	128	358	11.9

REBOUNDING

## Player-Team	CL	G	OFF	DEF	TOT	AVG
1. Alawoya, P.J.-MCN	Sr.	32	119	211	330	10.3
2. Watt, Demond-AMCC	Jr.	31	115	160	275	8.9
3. Mosley, William-NWLA	Jr.	32	112	168	280	8.8
4. Lamb, Devon-LU	Jr.	30	100	148	248	8.3
5. Bishop, Tony-TXST	Sr.	32	89	170	259	8.1
6. Glynn, Jordan-SFA	Sr.	29	87	146	233	8.0
7. Ndoumba, David-SLU	Sr.	29	74	149	223	7.7
8. Clavell, Gilberto-SHSU	Sr.	31	100	125	225	7.3
9. Reynolds, Justin-AMCC	Jr.	31	52	170	222	7.2
10. Hill, Jeromie-UTSA	Fr.	34	69	156	225	6.6
11. Richard, Patrick-MCN	Jr.	31	56	142	198	6.4
12. Bootle, Antuan-SHSU	Jr.	30	63	120	183	6.1
13. Bose, Anatoly-NICH	Sr.	28	34	130	164	5.9
14. Scott, Jereal-SFA	Jr.	28	59	103	162	5.8
15. Harper, Charlie-LU	Jr.	24	43	92	135	5.6
16. Johnson, Cameron-TXST	Sr.	29	59	99	158	5.4
17. Edwards, Brandon-UTA	Fr.	28	60	92	152	5.4
18. Crow, Josten-SHSU	Sr.	31	46	119	165	5.3
19. Sheppard, Tadre-UCA	Sr.	22	55	61	116	5.3
20. Gibson, Devin-UTSA	Sr.	34	46	132	178	5.2

FIELD GOAL PCT (Min. 3.0 made per game)

## Player-Team	CL	G	FG	FGA	Pct
1. Mosley, William-NWLA	Jr.	32	104	164	.634
2. Alawoya, P.J.-MCN	Sr.	32	130	216	.602
3. Scott, Jereal-SFA	Jr.	28	144	240	.600
4. Watt, Demond-AMCC	Jr.	31	164	283	.580
5. Bishop, Tony-TXST	Sr.	32	158	275	.575
6. Clavell, Gilberto-SHSU	Sr.	31	213	381	.559
7. Reves, Jordan-UTA	So.	29	89	160	.556
8. Ndoumba, David-SLU	Sr.	29	116	209	.555
9. Glynn, Jordan-SFA	Sr.	29	117	218	.537
10. Catlett, Cameron-UTA	So.	28	88	173	.509
11. Pratt, Will-NWLA	Sr.	32	193	380	.508
12. Sheppard, Tadre-UCA	Sr.	22	71	142	.500
13. Johnson, Cameron-TXST	Sr.	29	134	277	.484
14. Richard, Patrick-MCN	Jr.	31	163	343	.475
15. Reynolds, Justin-AMCC	Jr.	31	123	259	.475



CONFERENCE STATISTICS

OFFENSIVE REBOUNDS

##	Team	G	NO.	AVG
1.	Lamar	16	250	15.63
2.	Northwestern State	16	206	12.88
3.	Stephen F. Austin	16	193	12.06
4.	Sam Houston State	16	191	11.94
5.	UT Arlington	16	183	11.44
6.	Central Arkansas	16	180	11.25
	McNeese State	16	180	11.25
8.	Texas State	16	172	10.75
9.	UTSA	16	165	10.31
10.	Southeastern La.	16	159	9.94
11.	A&M-Corpus Christi	16	158	9.88
12.	Nicholls	16	137	8.56

DEFENSIVE REBOUNDS

##	Team	G	NO.	AVG
1.	Lamar	16	404	25.25
2.	Texas State	16	402	25.13
	McNeese State	16	402	25.13
4.	Sam Houston State	16	392	24.50
5.	UT Arlington	16	385	24.06
6.	Northwestern State	16	381	23.81
7.	UTSA	16	376	23.50
8.	Southeastern La.	16	357	22.31
9.	A&M-Corpus Christi	16	350	21.88
	Stephen F. Austin	16	350	21.88
11.	Central Arkansas	16	342	21.38
12.	Nicholls	16	330	20.63

DEFENSIVE REB PCT.

##	Team	G	DR	OR	PCT
1.	Stephen F. Austin	16	350	136	0.720
2.	Sam Houston State	16	392	153	0.719
3.	Nicholls	16	330	149	0.689
4.	A&M-Corpus Christi	16	350	163	0.682
5.	McNeese State	16	402	189	0.680
6.	Lamar	16	404	194	0.676
7.	Texas State	16	402	195	0.673
8.	UTSA	16	376	187	0.668
9.	Southeastern La.	16	357	182	0.662
10.	UT Arlington	16	385	199	0.659
11.	Central Arkansas	16	342	178	0.658
12.	Northwestern State	16	381	249	0.605

OFFENSIVE REB PCT.

##	Team	G	OR	DR	PCT
1.	Stephen F. Austin	16	193	289	0.400
2.	Lamar	16	250	395	0.388
3.	Sam Houston State	16	191	343	0.358
4.	Northwestern State	16	206	391	0.345
5.	UT Arlington	16	183	366	0.333
6.	McNeese State	16	180	369	0.328
7.	A&M-Corpus Christi	16	158	353	0.309
8.	UTSA	16	165	377	0.304
9.	Southeastern La.	16	159	367	0.302
10.	Texas State	16	172	413	0.294
11.	Central Arkansas	16	180	434	0.293
12.	Nicholls	16	137	374	0.268

3-POINT FG MADE

##	Team	G	3FG	AVG
1.	Lamar	16	123	7.69
2.	UT Arlington	16	120	7.50
3.	Nicholls	16	108	6.75
4.	McNeese State	16	107	6.69
5.	Texas State	16	101	6.31
6.	UTSA	16	100	6.25
7.	Southeastern La.	16	99	6.19
8.	Sam Houston State	16	92	5.75
9.	Northwestern State	16	91	5.69
10.	A&M-Corpus Christi	16	74	4.63
11.	Central Arkansas	16	72	4.50
12.	Stephen F. Austin	16	51	3.19

SLC INDIVIDUAL - CONFERENCE GAMES ONLY

SCORING

##	Player-Team	CL	G	FG	3FG	FT	PTS	AVG
1.	Bose, Anatoly-NICH	Sr.	16	98	34	107	337	21.1
2.	Clavell, Gilberto-SHSU	Sr.	16	109	1	91	310	19.4
3.	Gibson, Devin-UTSA	Sr.	16	74	12	122	282	17.6
4.	Pratt, Will-NWLA	Sr.	16	104	11	59	278	17.4
5.	Richard, Patrick-MCN	Jr.	16	89	20	66	264	16.5
6.	Baker, Devon-NWLA	Sr.	16	73	32	75	253	15.8
	Johnson III, Melvin-UTSA	So.	16	85	40	43	253	15.8
8.	Kapelan, Diego-MCN	Sr.	16	79	47	47	252	15.8
9.	Bishop, Tony-TXST	Sr.	16	93	0	58	244	15.3
10.	Hutchin, Trent-SLU	Sr.	16	78	48	35	239	14.9
11.	Watt, Demond-AMCC	Jr.	16	80	0	75	235	14.7
12.	Scott, Jereal-SFA	Jr.	16	94	0	44	232	14.5
13.	Miles, Anthony-LU	Jr.	16	64	14	83	225	14.1
14.	White, Ryan-TXST	Sr.	16	47	19	111	224	14.0
15.	Fortenberry, Brandon-SLU	Jr.	16	68	24	51	211	13.2
16.	Johnson, Cameron-TXST	Sr.	13	58	0	50	166	12.8
17.	Qahwash, Imad-UCA	Sr.	16	60	21	60	201	12.6
18.	Ingram, Bo-UTA	Jr.	16	68	28	34	198	12.4
	Hill, Jeromie-UTSA	Fr.	16	79	18	22	198	12.4
20.	Crow, Josten-SHSU	Sr.	16	64	24	42	194	12.1

REBOUNDING

##	Player-Team	CL	G	OFF	DEF	TOT	AVG
1.	Alawoya, P.J.-MCN	Sr.	16	60	114	174	10.9
	Lamb, Devon-LU	Jr.	16	65	109	174	10.9
3.	Mosley, William-NWLA	Jr.	16	62	95	157	9.8
4.	Bishop, Tony-TXST	Sr.	16	38	99	137	8.6
5.	Glynn, Jordan-SFA	Sr.	16	51	82	133	8.3
6.	Ndomba, David-SLU	Sr.	16	43	88	131	8.2
7.	Watt, Demond-AMCC	Jr.	16	53	77	130	8.1
8.	Clavell, Gilberto-SHSU	Sr.	16	51	70	121	7.6
9.	Richard, Patrick-MCN	Jr.	16	24	90	114	7.1
10.	Hill, Jeromie-UTSA	Fr.	16	35	78	113	7.1
11.	Reynolds, Justin-AMCC	Jr.	16	23	87	110	6.9
12.	Bootle, Antuan-SHSU	Jr.	15	30	66	96	6.4
13.	Williams, Eddie-SFA	Sr.	16	28	71	99	6.2
14.	Bose, Anatoly-NICH	Sr.	16	20	78	98	6.1
15.	Scott, Jereal-SFA	Jr.	16	35	56	91	5.7
16.	Johnson, Cameron-TXST	Sr.	13	21	52	73	5.6
17.	Sheppard, Tadre-UCA	Sr.	15	38	45	83	5.5
18.	Ingram, Bo-UTA	Jr.	16	22	60	82	5.1
19.	Reed, LaMarcus-UTA	Jr.	16	24	57	81	5.1
	Reves, Jordan-UTA	So.	16	31	50	81	5.1

FIELD GOAL PCT (Min. 3.0 made per game)

##	Player-Team	CL	G	FG	FGA	PCT
1.	Alawoya, P.J.-MCN	Sr.	16	75	118	.636
2.	Scott, Jereal-SFA	Jr.	16	94	149	.631
3.	Bishop, Tony-TXST	Sr.	16	93	153	.608
4.	Mosley, William-NWLA	Jr.	16	52	86	.605
5.	Clavell, Gilberto-SHSU	Sr.	16	109	182	.599
6.	Thomas, Dantrell-NICH	Fr.	16	55	96	.573
7.	Watt, Demond-AMCC	Jr.	16	80	143	.559
8.	Ndomba, David-SLU	Sr.	16	66	121	.545
9.	Pratt, Will-NWLA	Sr.	16	104	202	.515
10.	Richard, Patrick-MCN	Jr.	16	89	174	.511
11.	Johnson, Cameron-TXST	Sr.	13	58	114	.509
12.	Sheppard, Tadre-UCA	Sr.	15	51	102	.500
	Catlett, Cameron-UTA	So.	16	51	102	.500
	Gay, Bradley-UTA	Jr.	16	49	98	.500
15.	Glynn, Jordan-SFA	Sr.	16	64	130	.492



GAME-BY-GAME BOX SCORES

Game 9
North Texas 85, Texas State 62
Dec. 19, 2010 at The Super Pit - Denton, Texas

Player	fg	fga	3p	3pa	ft	fta	of	de	tot	pf	tp	a	to	blk	s	min
Texas State	19	58	4	14	20	26	10	20	30	18	62	8	12	0	7	200

Player	fg	fga	3p	3pa	ft	fta	of	de	tot	pf	tp	a	to	blk	s	min
North Texas	30	56	7	17	18	24	9	31	40	17	85	20	15	2	4	200

Officials: Brad Gaston, Rick Hartzell, Michael Drummond
Technical fouls: None.
Attendance: 2362; Halftime: TXST 25, UNT 40

Game 11
Texas State 79, Appalachian State 68
Dec. 23, 2010 at Cancun, Mexico (Poliforum Benito Juarez) ESPN Governor's Cup

Player	fg	fga	3p	3pa	ft	fta	of	de	tot	pf	tp	a	to	blk	s	min
Texas State	26	55	2	11	25	42	11	27	38	20	79	18	14	1	12	200

Player	fg	fga	3p	3pa	ft	fta	of	de	tot	pf	tp	a	to	blk	s	min
Appalachian State	26	61	6	22	10	22	15	27	42	28	68	16	21	3	6	200

Officials: Ted Hillary, Verne Harris, Kipp Kissiner
Technical fouls: None.
Attendance: 896; Halftime: TXST 38, ASU 32

Game 10
Mississippi 83, Texas State 72
Dec. 22, 2010 at Cancun, Mexico (Poliforum Benito Juarez) ESPN Governor's Cup

Player	fg	fga	3p	3pa	ft	fta	of	de	tot	pf	tp	a	to	blk	s	min
Texas State	26	55	6	19	14	24	4	18	22	21	72	17	16	3	9	200

Player	fg	fga	3p	3pa	ft	fta	of	de	tot	pf	tp	a	to	blk	s	min
Mississippi	27	59	4	15	25	29	16	29	45	19	83	11	17	5	6	200

Officials: Joe DeRosa, Mike Thibodeaux, Mike Nance
Technical fouls: None.
Attendance: 814; Halftime: TXST 35, UM 40

Game 12
Northeastern 86, Texas State 78
Dec. 24, 2010 at Cancun, Mexico (Poliforum Benito Juarez) ESPN Governor's Cup

Player	fg	fga	3p	3pa	ft	fta	of	de	tot	pf	tp	a	to	blk	s	min
Northeastern	28	48	5	12	25	34	7	13	20	20	86	11	12	1	8	200

Player	fg	fga	3p	3pa	ft	fta	of	de	tot	pf	tp	a	to	blk	s	min
Texas State	27	43	8	15	16	23	9	17	26	25	78	9	16	3	8	200

Officials: Tom Eades, Duke Edsall, Steve Pyatt
Technical fouls: TXST-TEAM; NU-None.
Attendance: 548; Halftime: NU 34, TXST 48

HISTORY TIMELINE

1920 — The first win for Southwest Texas came in its fifth game of the 1920 season when the Bobcats posted a 25-19 victory over Howard Payne. The win came just a few days after a 21-16 loss and was one of three wins over the Yellow Jackets during a 14-game season.

1933 — Southwest Texas earned its 100th victory under coach Harry G. Shands, defeating Trinity 35-22.

1944 — Southwest Texas was unable to field a team due to World War II.

1950 — Southwest Texas claimed its first conference championship under legendary coach Milton Jowers.

1951 — Just one year later, Southwest Texas and Jowers made the school's first appearance at a national tournament when the Bobcats won the NAIA District 4 title and advanced to Kansas City.


1952 — In arguably the program's finest season, Southwest Texas finished the 1951-52 season with a 30-1 record that included the school's 300th win. The team's only loss was a 70-67 overtime decision against Southwest Missouri State in the NAIA national semifinals. Southwest Texas rebounded to defeat Portland 78-68 in the third-place contest.

1959 — Southwest Texas finished in third place for the second time at the NAIA national tournament in Kansas City with a 27-6 record. It was the school's fourth appearance at the national tournament in the 1950s.

1960 — Southwest Texas won the



Lewis Gilcrease (top) and Pence Dacus (below) were two of the premier players in the 1950s at Southwest Texas.



1960 NAIA National Championship, defeating Wisconsin State, Savannah State, Grambling, William Jewell and Westminster of Pennsylvania. Milton Jowers' team posted a 29-4 record.

1961 — New head coach Vernon McDonald led Southwest Texas to the

program's 500th win early in the 1961-62 season.

1979 — Southwest Texas advanced to the NAIA national tournament under head coach Dan Wall and finished third for the third time in school history. The team finished the season with a 29-7 record.

1984 — Southwest Texas made the jump to NCAA Division I under head coach Celester Collier and joined the Gulf Star Conference.

1987 — In the second season for head coach Harry Larrabee, Southwest Texas became a member of the Southland Conference.

1994 — Making history in his third season at Southwest Texas, head coach Jim Wooldridge guided the Bobcats to a 25-7 campaign and the school's first NCAA Division I post-season tournament appearance.



On the way to the "Big Dance," Southwest Texas won three games at the 1994 SLC tournament. That also was the school's first three SLC Tournament victories. The Bobcats played Massachusetts in the first round of the NCAA Regional at Wichita, Kan.

1997 — For the second time in four years, Southwest Texas advanced to the NCAA Tournament, after winning a share of the SLC regular season title and the SLC Tournament. Southwest Texas also posted the program's 1000th victory on Jan. 4, 1997 with an 82-73 win over Nicholls State.

1999 — Southwest Texas won its first outright regular-season Southland Conference Championship with a 13-5 record league record. The Bobcats also achieved national acclaim when they finished second nationally in field goal percentage defense, allowing opponents to shoot just 37.3 percent.

Southwest Texas also made history again when 6-foot-11 forward Jeff Foster was selected with the 21st pick of the first round of the 1999 NBA Draft.

2003 — Southwest Texas became Texas State University-San Marcos on Sept. 1, 2003.



(Top) Lynwood Wade and Eric Moore combine to stuff UMass' guard Michael Williams in the Bobcats' 1994 NCAA Tournament appearance. (Above) Don-te Mathis and Jeff Foster led Southwest Texas to the 1997 NCAA Tournament.

2006 — Doug Davalos named the 15th head coach in Texas State history on April 3, 2006.

2008-09 — Texas State returned to the Southland Conference Tournament for the first time in four seasons.

2010-11 Texas State had its best winning percentage since 1988-99. The Bobcats were named the SLC Co-West Division Champions and played in the Southland Conference Tournament for the third straight year. The Bobcats advanced to the semifinals of the tournament.



Southwest Texas became a fixture at the NAIA National Tournament and captured the NAIA national championship in 1960.



CHAMPIONSHIP TEAMS

NAIA NATIONAL APPEARANCES



1951

Texas State 70, Morehead State 62 Regis 80, Texas State 64

1952 LONE STAR CONFERENCE CHAMPIONS; THIRD PLACE NAIA TOURNAMENT

Texas State 97, Arkansas Tech 57 Texas State 69, New Mexico A&M 52
Texas State 65, Lawrence Tech 57 SW Missouri 70, Texas State 67 (ot)
Texas State 78, Portland 68 — THIRD PLACE GAME

1957 LONE STAR CONFERENCE CHAMPIONS; NAIA TOURNAMENT

Texas State 104, Upper Iowa 71 Southeast Oklahoma 98, Texas State 78

1959 LONE STAR CONFERENCE CHAMPIONS; THIRD PLACE NAIA TOURNAMENT

Texas State 93, Linfield 61 Texas State 61, Westminster 58
Texas State 80, Lenoir Rhyne 78 Tennessee A&I 64, Texas State 62
Texas State 87, Fort Hays 80 — THIRD PLACE GAME



1960 LONE STAR CONFERENCE CHAMPIONS; NAIA NATIONAL CHAMPIONS

Texas State 93, Wisconsin State 69 Texas State 101, Savannah State 88
Texas State 76, Grambling State 68 Texas State 82, William Jewell 44
Texas State 66, Westminster (Pa.) 44 — CHAMPIONSHIP GAME

1961 LONE STAR CONFERENCE CHAMPIONS; NAIA TOURNAMENT

Texas State 70, Central Connecticut 59 Texas State 61, East Texas Baptist 59
Northern Michigan 80, Texas State 75

1979 LONE STAR CONFERENCE CHAMPIONS; THIRD PLACE NAIA TOURNAMENT

Texas State 78, Kentucky State 74 Texas State 79, St. John's (Minn.) 75
Texas State 77, Cameron 73 ot Henderson State 58, Texas State 57
Texas State 101, Midwestern 88 — THIRD PLACE GAME

LONE STAR CONFERENCE CHAMPIONS

1950	1951	1952
1955	1959	1960
1961	1974	1979
1980		


SOUTHLAND CONFERENCE CHAMPIONS



1994 SOUTHLAND CONFERENCE TOURNAMENT CHAMPIONS;
NCAA TOURNAMENT



1997 SLC REGULAR SEASON & TOURNAMENT CHAMPIONS;
NCAA TOURNAMENT



1999 SOUTHLAND CONFERENCE REGULAR SEASON CHAMPIONS

STRAHAN COLISEUM FIGURES & ATTENDANCE

Strahan Coliseum gives Texas State University one of the finest playing facilities in the Southland Conference as well as in the State of Texas.

Texas State celebrated its silver anniversary season in the facility in 2006-07, and amenities have been added recently to welcome Bobcat basketball fans.

As part of a \$1.5 million project with Daktronics, a new video scoreboard was added to the facility in 2007. The scoreboard hangs from the wall behind the east goal and is 19 feet by 24 wide feet. It features a 10-by-16 foot, crisp 12-millimeter video screen.

In 2008-09, a new floor was installed and last year, a new seating arrangement provides a better view for each fan at Texas State home games.

The \$8.8 million, 7,200-seat facility was completed and opened for use in 1982 and serves as the homecourt for the Bobcats' basketball and volleyball teams.

For basketball, the facility has provided a definite home-court advantage. Texas State's men's basketball program is 214-130 (.622) all-time in Strahan and has registered 14 winning seasons in the past 15 years.

The Coliseum has a wood playing surface. Seating includes 1,717 theater-styled padded seats in the lower level.

The 126,000 square foot facility has lighting which meets television specifications and can be expanded to over 8,000 seats for concerts and other events.

Located adjacent to Strahan Coliseum on the south side is the Jowers Center. Jowers is the home of coaching offices for Texas State's spring sports, as well as the University's Department of Health, Physical Education and Recreation. The Center also includes men's and women's dressing rooms, racquetball and handball courts, a gymnastics competition area, two gyms, weight rooms, training rooms, a student lounge and laundry and equipment facilities.

Jowers Center underwent a complete renovation. Part of the project has been the renovation of Gym 101, of which Texas State's basketball and volleyball teams use when the Strahan Coliseum floor is unavailable. The renovation has included resurfacing the floor and adding new goals and scoreboards.

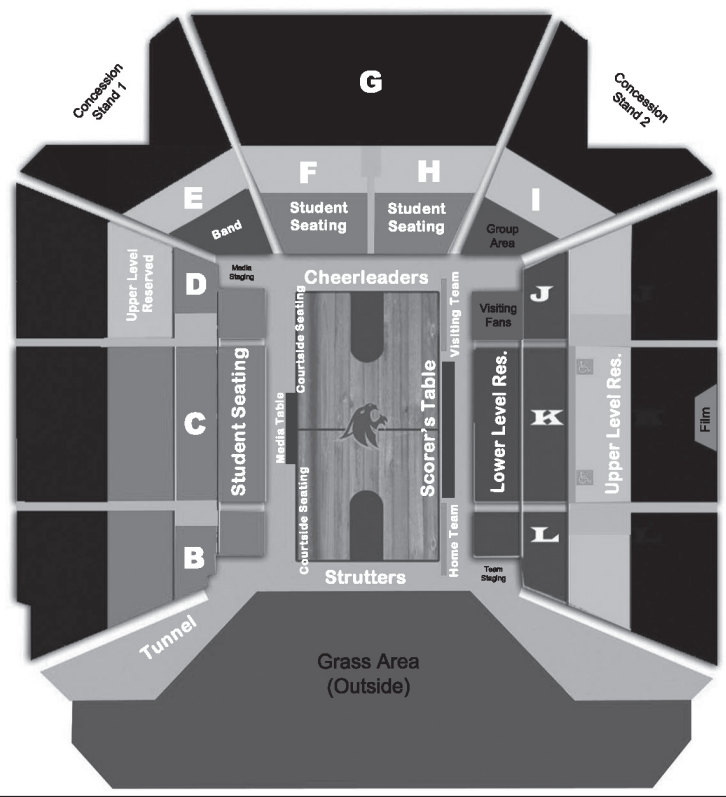
Adjacent to Strahan Coliseum, on the northeast side, is the Darren B. Casey Athletics Administrative Complex which opened in January, 2004.

The annex includes the athletics ticket office, athletic administration offices and conference facilities. Also within the annex and just off the north concourse of the Coliseum is the Maroon and Gold Room. The circular-shaped room serves as a gathering place for boosters and is also available for other university functions.

The Maroon and Gold Room includes a preparation area behind a trophy case featuring Commissioner's Cup and Southland Conference championship trophies.

TEXAS STATE ATTENDANCE YEAR-BY-YEAR

Year	Games	Attend.	Average	Record	Pct.
1982-83	15	27,681	1,145	11-4	.733
1983-84	12	21,343	1,641	9-4	.692
1984-85	11	16,505	1,500	4-7	.364
1985-86	12	14,577	1,121	5-8	.385
1986-87	13	25,506	1,962	11-2	.846
1987-88	14	25,158	1,797	6-8	.429
1988-89	12	26,707	2,226	8-4	.667
1989-90	12	27,144	2,262	8-4	.667
1990-91	13	17,255	1,327	6-7	.462
1991-92	13	14,634	1,126	4-9	.308
1992-93	12	14,951	1,246	8-4	.667
1993-94	14	24,414	1,744	14-0	1.000
1994-95	14	25,359	1,811	10-4	.714
1995-96	12	19,269	1,606	7-5	.583
1996-97	11	18,566	1,688	11-0	1.000
1997-98	12	19,144	1,595	9-3	.750
1998-99	12	20,980	1,748	9-3	.750
1999-00	13	18,212	1,401	7-6	.538
2000-01	13	21,056	1,620	8-5	.615
2001-02	12	20,642	1,720	7-5	.533
2002-03	15	29,098	1,940	13-2	.867
2003-04	12	27,427	2,286	9-3	.750
2004-05	13	25,156	1,935	10-3	.769
2005-06	13	17,626	1,356	2-11	.154
2006-07	15	17,997	1,200	8-7	.533
2007-08	13	27,287	2,099	6-7	.462
2008-09	15	23,161	1,544	11-4	.733
2009-10	14	23,158	1,654	11-3	.786
2010-11	14	29,171	2,084	11-3	.786
Totals	363	601,062	1,656	243-135	.643



TEXAS STATE'S TOP 10 CROWDS

Attendance	Opponent	Date	Result
5,591	UTSA	Jan. 29, 1998	L, 64-63 ot
4,843	Mississippi Valley St.	Dec. 2, 1988	W, 95-74
4,759	Stephen F. Austin	Feb. 21, 1987	L, 72-68
4,341	Northwestern State	Jan. 28, 1999	W, 75-72
4,319	Northeast Louisiana	Feb. 28, 1994	W, 89-60
4,187	New Orleans	Dec. 3, 1988	L, 88-83
4,114	UTSA	Feb. 25, 2004	L, 69-66
3,952	UTSA	March 4, 2005	L, 81-76
3,867	Texas Southern	Dec. 4, 1987	L, 95-88
3,823	Sam Houston State	Feb. 3, 2000	L, 59-57



TEAM AND INDIVIDUAL GAME RECORDS

TEAM GAME RECORDS

MOST POINTS, GAME
116, vs. Texas Lutheran (Dec. 6, 1980)

MOST POINTS, HALF
64, vs. Huston-Tillotson (Nov. 9, 2007)
64, vs. Texas Lutheran (Dec. 6, 1980)

MOST FIELD GOALS MADE
47, vs. McMurray (Feb. 25, 1967)
47, vs. Tarleton State (Jan. 17, 1976)
47, vs. Nicholls (Dec. 15, 1978)
47, vs. Texas Lutheran (Dec. 6, 1980)
47, vs. Schreiner (Nov. 17, 2001)

MOST FIELD GOALS ATTEMPTED
100, vs. Brooke Army Medical Center (Dec. 1, 1953)

HIGHEST FIELD GOAL PERCENTAGE
.717, (36-46) vs. Concordia Lutheran (Nov. 30, 1991)

MOST THREE-POINT FG MADE
16, vs. TCU (Nov. 28, 2001)
16, vs. Texas-Arlington (Feb. 3, 2007)
16 vs. Wyoming (Nov. 26, 2008)

MOST THREE-POINT FG ATTEMPTED
41, at TCU (Nov. 24, 2009)

MOST FREE THROWS MADE
37, vs. Sam Houston (Feb. 20, 1967)

MOST FREE THROWS ATTEMPTED
61, vs. Howard Payne (Dec. 4, 1953)

MOST REBOUNDS
89, vs. Texas Lutheran (Jan. 2, 1956)

MOST ASSISTS
35, vs. Prairie View A&M (Feb. 2, 1988)

MOST STEALS
20, vs. UTSA (March 2, 2002)

MOST BLOCKS
11, vs. St. Edward's (Dec. 10, 2005)

MOST TURNOVERS
36, vs. Texas (Dec. 7, 1994)

MOST FOULS
36 vs. Wyoming (Nov. 26, 2008)

FEWEST TURNOVERS
4, vs. McNeese State (Feb. 15, 1990)
4, vs. Stephen F. Austin (Jan. 19, 1991)
4, vs. North Texas (Feb. 27, 1993)

FEWEST POINTS ALLOWED
19, by Abilene Christian (Jan. 2, 1957)

FEWEST FG MADE BY OPPONENT
7, by Abilene Christian (Jan. 2, 1957)

FEWEST FG ATTEMPTED BY OPPONENT
17, by Abilene Christian (Jan. 2, 1957)

LOWEST FG PERCENTAGE BY OPPONENT
.235 (12-51) by Texas Arlington (Jan. 9, 1998)

FEWEST FT MADE BY OPPONENT
3, by Texas A&I (Feb. 3, 1983);
3, by Northern Colorado (Dec. 23, 2003)

FEWEST FREE THROWS ATTEMPTED BY OPPONENT
7, by Phillips University (Jan. 4, 1983);
7, by Texas A&I (Feb. 3, 1983);
7, by San Diego State (Dec. 21, 1989)

LARGEST WINNING MARGIN BY TEXAS STATE
63, Texas State 90, Texas Lutheran 27 (Jan. 2, 1957)

TEAM SEASON RECORDS

MOST WINS
30, 1951-52

MOST LOSSES
24, 2005-06

CONSECUTIVE WINS
29, 1951-52

CONSECUTIVE HOME WINS
52, 1950-54

MOST POINTS
2,528, 1959-60

HIGHEST SCORING AVERAGE
86.7, 1977-78

MOST REBOUNDS
1,269, 1954-55

HIGHEST REBOUNDING AVERAGE
50.7, 1954-55

MOST FG MADE
877, 1987-88

MOST FG ATTEMPTED
1,963, 2007-08

HIGHEST FG PERCENTAGE
.517 (672-1300), 1967-68

MOST FREE THROWS MADE
592, 2009-10

MOST FREE THROWS ATTEMPTED
886, 2009-10

HIGHEST FREE THROW PERCENTAGE
.805 (449-558), 1967-68

MOST THREE-POINT FG MADE
244, 2006-07

MOST THREE-POINT FG ATTEMPTED
673, 1990-91
673, 2006-07

INDIVIDUAL GAME RECORDS

MOST POINTS
53, Charles Sharp vs. Texas Wesleyan (Dec. 28, 1959)

MOST REBOUNDS
39, Joe Cole vs. Texas Lutheran (Dec. 10, 1956)

MOST FIELD GOALS ATTEMPTED
42, Pence Dacus vs. Brooke Army Medical Center (Dec. 1, 1953)

MOST FIELD GOALS MADE
19, Charles Sharp vs. Texas Wesleyan, (Dec. 28, 1959)

MOST FREE THROWS MADE
22, Rudy Davalos vs. SFA (March 2, 1959)

MOST FREE THROWS ATTEMPTED
25, Rudy Davalos vs. SFA (March 2, 1959)

MOST THREE-POINT FG MADE
9, Brent Benson vs. Wyoming (Nov. 26, 2008)
9, Brent Benson vs. McMurry (Dec. 30, 2008)

MOST THREE-POINT FG ATTEMPTED
18, John Rybak vs TCU (Nov. 24, 2009)

MOST ASSISTS
13, Stacy Bennett vs. SFA (Feb. 17, 1990)

MOST STEALS
8, Russell Ponds vs. Sam Houston (Jan. 7, 1993)
8, Terry Conerway vs. Arkansas (Dec. 21, 2002)

MOST BLOCKS
7, Trevor Cook vs. UT-Pan American (Jan. 16, 2006)

700 POINT CLUB

Player	POINTS	YEAR
Charles Sharp	790	1959-60
Charles Sharp	731	1958-59

600 POINT CLUB

PLAYER	POINTS	YEAR
Richard Bryant	646	1975-76
Travis Cornett	617	1973-74
James Patrick	603	1978-79

500 POINT CLUB

Player	POINTS	YEAR
Willie Terrell	599	1970-71
Lynwood Wade	593	1993-94
Lewis Gilcrease	592	1952-53
George Conner	555	1991-92
Bill Banks	549	1954-55
Joe Perry	524	1954-55
Donte Mathis	522	1997-98
Richard Bryant	515	1974-75
Travis Cornett	507	1971-72
Torgier Bryn	503	1988-89

400 POINT CLUB

Player	POINTS	YEAR
Rudy Davalos	496	1959-60
Donte Mathis	494	1998-99
Willie Terrell	489	1969-70
J.C. Maze	488	1952-53
Kerry Murray	486	1987-88
Kelvin Branch	483	1978-79
Brandon Bush	477	2008-09
Bobby Henderson	470	1961-62
Bruce Featherston	469	1973-74
Torgeir Bryn	468	1987-88
Lynwood Wade	468	1992-93
Travis Cornett	467	1972-73
Gary Mullen	467	1968-69
Eric Bartlett	467	1974-75
Henry Garcia	459	1965-66
Chuck Trcka	453	1960-61
Brent Benson	446	2008-09
Steve Frontz	444	1976-77
Paul Hackett	443	1968-69
Tony Long	438	1994-95
Frank Miller	440	1961-62
Cameron Johnson	437	2009-10
Russell Ponds	437	1992-93
Henry Garcia	436	1964-65
Rudy Davalos	434	1958-59
Bill Banks	433	1953-54
Bruce Featherston	433	1971-72
Harold Howard	432	1980-81
Bill Christle	432	1983-84
Bonnie Wilkening	432	1959-60
Terry Conerway	430	2002-03
Russell Ponds	428	1993-94
Paul Hackett	428	1970-71
James Brannon	427	1974-75
Brandon Bush	422	2007-08
Brandon Bush	419	2006-07
Tony Bishop	418	2010-11
Maxwell Curry	416	1989-90
Morris Ogden	413	1965-66
Sylvester Brown	413	1971-72
Kerry Murray	413	1982-83
Steve Frontz	412	1975-76
Joe Perry	409	1953-54
Wesley Williams	407	1999-00
Jason Blair	405	1999-00
Anthony Dill	402	2004-05
George Conner	401	1990-91



INDIVIDUAL CAREER LEADERS

MOST POINTS

1.	1884	Charles Sharp	(90 games) - 1956-60
2.	1841	Travis Cornett	(107 games) - 1970-74
3.	1622	Donte Mathis	(111 games) - 1995-99
4.	1569	Brandon Bush	(115 games) - 2005-09
5.	1430	Bruce Featherston	(107 games) - 1970-74
6.	1306	James Patrick	(80 games) - 1977-81
7.	1291	Steve Frontz	(104 games) - 1974-78
8.	1192	Cameron Johnson	(118 games) - 2007-11
9.	1183	Henry Garcia	(75 games) - 1963-66
10.	1161	Richard Bryant	(55 games) - 1974-76
11.	1138	Rudy Davalos	(89 games) - 1957-60
12.	1131	Gary Mullen	(101 games) - 1965-69
13.	1110	Boonie Wilkening	(89 games) - 1957-60
14.	1109	Dameon Sansom	(112 games) - 1993-97
15.	1088	Willie Terrell	(53 games) - 1969-71
16.	1084	Jeff Foster	(111 games) - 1995-99
17.	1061	Lynwood Wade	(58 games) - 1992-94
18.	1026	J.C. Maze	(103 games) - 1948-52
19.	989	Ryan White	(117 games) - 2007-11
20.	971	Torgeir Bryn	(61 games) - 1987-89

SCORING AVERAGE (minimum 50 games)

1.	21.1	Richard Bryant	(55 games)-1974-76
2.	20.9	Charles Sharp	(90 games)-1956-60
3.	20.5	Willie Terrell	(53 games)-1969-71
4.	18.3	Lynwood Wade	(58 games)-1992-94
5.	17.7	George Conner	(54 games)-1990-92
6.	17.2	Travis Cornett	(107 games)-1970-74
7.	17.0	Kevin Murray	(53 games)-1981-83
8.	16.3	James Patrick	(80 games)-1977-81
9.	15.9	Torgeir Bryn	(61 games)-1987-89
10.	15.8	Paul Hackett	(57 games)-1967-69,70-71

FIELD GOALS MADE

1.	733	Travis Cornett	(107 games) - 1970-74
2.	665	Charles Sharp	(90 games) - 1956-60
3.	596	Donte Mathis	(111 games) - 1995-99
4.	588	Bruce Featherston	(107 games) - 1970-74
5.	556	Steve Frontz	(104 games) - 1974-78
6.	529	James Patrick	(80 games) - 1977-81
7.	516	Brandon Bush	(115 games) - 2005-09
8.	488	Richard Bryant	(55 games) - 1974-76
9.	487	Boonie Wilkening	(89 games) - 1957-60
10.	456	Henry Garcia	(75 games) - 1963-66

FIELD GOALS ATTEMPTED

1.	1269	Donte Mathis	(111 games) - 1995-99
2.	1246	Charles Sharp	(90 games) - 1956-60
3.	1239	Travis Cornett	(107 games) - 1970-74
4.	1149	Brandon Bush	(115 games) - 2005-09
5.	1105	Boonie Wilkening	(89 games) - 1957-60
6.	1062	James Patrick	(80 games) - 1977-81
7.	1046	Rudy Davalos	(64 games) - 1957-60
8.	1036	Steve Frontz	(104 games) - 1974-78
9.	1024	Bruce Featherston	(107 games) - 1970-74
10.	998	Dameon Sansom	(112 games) - 1993-97

FIELD GOAL PERCENTAGE (minimum 25 made)

1.	.718	Earl Lankford	(56-78) - 1959-60
2.	.662	Dexter Wallace	(92-139) - 1982-83
3.	.623	Alfred Douglas	(197-316) - 1979-81
4.	.613	Charles Spurlin	(356-581) - 1977-81

5.	.610	Westerman	(25-41) - 1981-82
6.	.609	J.C. Maze	(394-647) - 1948-52
7.	.604	Bruce Gregg	(58-96) - 1959-60
8.	.593	Lynwood Wade	(413-696) - 1992-94
9.	.592	Travis Cornett	(733-1239) - 1970-74
10.	.585	Lonniel Bluntson	(144-246) - 1983-84

3-POINT FIELD GOALS MADE

1.	177	Clay Click	(108 games) - 1998-02
2.	172	Brady Richeson	(106 games) - 1999-03
3.	158	Brent Benson	(58 games) - 2007-09
4.	141	Josh Naylor	(56 games) - 2003-05
5.	140	Dameon Sansom	(112 games) - 1993-97
6.	125	Terry Conerway	(56 games) - 2002-04
7.	121	John Rybak	(61 games) - 2008-10
	121	Wesley Williams	(102 games) - 1996-00
9.	119	Troy Washington	(51 games) - 1990-92
10.	111	Brent Holder	(58 games) - 2006-08

3-POINT FIELD GOALS ATTEMPTED

1.	445	Clay Click	(108 games) - 1998-02
2.	433	Brady Richeson	(106 games) - 1999-03
3.	386	Dameon Sansom	(112 games) - 1993-97
4.	384	Brent Benson	(58 games) - 2007-09
5.	342	Josh Naylor	(56 games) - 2003-05
6.	339	Wesley Williams	(102 games) - 1996-00
7.	337	Rodney Hill	(52 games) - 1989-91
8.	336	Terry Conerway	(56 games) - 2002-04
9.	328	John Rybak	(61 games) - 2008-10
10.	315	Brandon Bush	(115 games) - 2005-09

3-POINT FG PERCENTAGE (minimum 25 made)

1.	.483	Eliezer Gordon	(58-120) - 1987-88
2.	.470	Tony Long	(39-83) - 1994-95
3.	.443	Kevin Joshua	(35-79) - 1992-93
4.	.424	Eliezar Gordon	(75-177) - 1986-87
5.	.422	Corey Jefferson	(49-116) - 2007-09
6.	.420	Brendon Polyblank	(34-81) - 1999-01
7.	.418	Matt Fullenwider	(46-110) - 2006-08
8.	.412	Josh Naylor	(141-342) - 2003-05
9.	.411	Brent Benson	(158-384) - 2007-09
10.	.411	Maxwell Curry	(78-190) - 1989-90

FREE THROWS MADE

1.	554	Charles Sharp	(90 games) - 1956-60
2.	435	Brandon Bush	(115 games) - 2005-09
3.	375	Travis Cornett	(107 games) - 1970-74
4.	355	Ryan White	(117 games) - 2007-11
5.	352	Donte Mathis	(111 games) - 1995-99
6.	311	Cameron Johnson	(118 games) - 2007-11
7.	292	Willie Terrell	(53 games) - 1969-71
8.	284	Ronnie Arrow	(49 games) - 1967-69
9.	280	Jeff Foster	(111 games) - 1995-99
10.	271	Henry Garcia	(75 games) - 1963-66

FREE THROWS ATTEMPTED

1.	738	Charles Sharp	(90 games) - 1956-60
2.	595	Brandon Bush	(115 games) - 2005-09
3.	537	Travis Cornett	(107 games) - 1970-74
4.	509	Cameron Johnson	(118 games) - 2007-11
5.	458	Donte Mathis	(111 games) - 1995-99
6.	448	Ryan White	(117 games) - 2007-11
7.	446	Lynwood Wade	(58 games) - 1992-94

8.	438	Jeff Foster	(111 games) - 1995-99
9.	433	Charles Spurlin	(113 games) - 1977-81
10.	402	Gary Mullen	(101 games) - 1965-69

FREE THROW PERCENTAGE (minimum 25 made)

1.	.919	Josh Naylor	(125-136) 2003-05
2.	.900	Roosevelt Brown	(54-60) 2003-04
3.	.886	Dexter Wallace	(39-44) 1982-83
4.	.885	Curley Lenox	(46-52) 1967-68
5.	.883	Paul Hackett	(203-230) 1967-69,70-71
6.	.865	Larry Black	(167-193) 1967-69
7.	.860	George Kiel	(37-43) 2006-07
8.	.855	Ronnie Arrow	(284-332) 1967-69
9.	.853	Bryan Banks	(29-34) 1980-81
10.	.844	Brady Richeson	(54-64) 1999-03

MOST REBOUNDS

1.	1960	J.C. Maze	1948-52
2.	1009	Gary Mullen	1965-69
3.	977	Bruce Featherston	1970-74
4.	931	Jeff Foster (403o-528d)	1995-99
5.	902	Travis Cornett	1970-74
6.	799	Charles Sharp (72o-727d)	1956-60
7.	786	Joe Cole	1956-58
8.	751	Steve Frontz	1974-78
9.	696	Don Forester	1957-59
10.	671	Brandon Bush (223o-448d)	2005-09
11.	644	Willie Terrell	1969-71
12.	480	Cameron Johnson (245o-393d)	2007-11
13.	618	Charles Spurlin	1977-81
14.	567	Donte Mathis (168o-399d)	1995-99
15.	555	Byron Hobbs (234o-321d)	1998-02
16.	534	Richard Bryant	1974-76
17.	529	Lynwood Wade (218o-311d)	1992-94
18.	502	Torgeir Bryn (159o-343d)	1987-89
19.	498	David Sykes (162o-336d)	1999-03
20.	466	DeJuan Brown (206o-260d)	1992-94

REBOUNDING AVERAGE (minimum 50 games)

1.	19.0	J.C. Maze	(103 games) - 1948-52
2.	15.7	Joe Cole	(50 games) - 1956-58
3.	12.4	Don Forester	(56 games) - 1957-59
4.	12.2	Willie Terrell	(53 games) - 1969-71
5.	10.0	Gary Mullen	(101 games) - 1965-69
6.	9.7	Richard Bryant	(55 games) - 1974-76
7.	9.1	Lynwood Wade	(58 games) - 1992-94
8.	9.1	Bruce Featherston	(107 games) - 1970-74
9.	8.9	Charles Sharp	(90 games) - 1956-60
10.	8.4	Travis Cornett	(107 games) - 1970-74
11.	8.4	Jeff Foster	(111 games) - 1995-99
12.	8.2	Torgeir Bryn	(61 games) - 1987-89

ASSISTS

1.	470	Mike Fitzhugh	1972-76
2.	414	Ryan White	2007-11
3.	338	David Sykes	1999-03
4.	327	Russell Ponds	1992-94
5.	293	Gerald Wright	1986-88
6.	290	Lawrence Fowler	1978-82
7.	266	Billy Bahnsen	1981-85
8.	265	Corey Jefferson	2007-09
9.	259	Donte Mathis	1995-99
10.	229	Stacy Bennett	1988-90



INDIVIDUAL CAREER LEADERS

ASSISTS AVERAGE (minimum 50 games)

1.	5.5	Russell Ponds	(59 games) - 1992-94
2.	4.6	Corey Jefferson	(58 games) - 2007-09
3.	4.4	Mike Fitzhugh	(108 games) - 1972-76
4.	3.9	Stacy Bennett	(58 games) - 1988-90
5.	3.6	Manny Flores	(54 games) - 1999-01
6.	3.5	Ryan White	(117 games) - 2007-11
7.	3.4	John Morgan	(57 games) - 1988-89,90-91
8.	3.3	Clifton Ellis	(56 games) - 1997-99
9.	3.2	Manny Adderly	(54 games) - 1990-92
10.	3.1	Billy Christie	(54 games) - 1982-84

BLOCKED SHOTS

1.	111	Jeff Foster	1995-99
2.	104	Torgeir Bryn	1987-89
3.	69	Patrick Williams	1984-88
4.	58	Tony Bishop	2009-11
5.	56	Lynwood Wade	1992-94
6.	55	Cameron Johnson	2007-11
7.	53	Trevor Cook	2005-06
8.	51	Melih Yavsaner	2000-02
9.	48	DaVvon Bethea	1997-99
10.	40	Byron Hobbs	1998-02

BLOCKED SHOTS AVERAGE (minimum 50 games)

1.	1.7	Torgeir Bryn	(61 games) - 1987-89
2.	1.0	Lynwood Wade	(58 games) - 1992-94
3.	1.0	Jeff Foster	(111 games) - 1995-99
4.	0.9	Melih Yavsaner	(55 games) - 2000-02
5.	0.9	DaVvon Bethea	(56 games) - 1997-99
6.	0.9	Tony Bishop	(62 games) - 2009-11
7.	0.6	Nick Goellner	(56 games) - 2002-04
8.	0.6	Patrick Williams	(109 games) - 1984-88
9.	0.5	Zach Allison	(56 games) - 2003-05
10.	0.4	Terry Conerway	(56 games) - 2002-04

STEALS

1.	192	David Sykes	1999-03
2.	161	Donte Mathis	1995-99
3.	154	Ryan White	2007-11
4.	123	Brandon Bush	2005-09
5.	114	Terry Conerway	2002-04
6.	106	Dameon Sansom	1993-97
7.	104	Kevin Stiner	1985-89
8.	101	Brandon Thomas	2006-08
9.	99	Jeff Foster	1995-99
10.	96	Antwoine Blanchard	2002-07

STEALS AVERAGE (minimum 50 games)

1.	2.0	Terry Conerway	(56 games) - 2002-04
2.	1.7	Manny Flores	(54 games) - 1999-01
3.	1.7	Brandon Thomas	(58 games) - 2006-08
4.	1.7	David Sykes	(112 games) - 1999-03
5.	1.5	Russell Ponds	(59 games) - 1992-94
6.	1.5	Donte Mathis	(111 games) - 1995-99
7.	1.4	Corey Jefferson	(58 games) - 2007-09
8.	1.3	Rodney Hill	(52 games) - 1989-91
9.	1.3	Ryan White	(117 games) - 2007-11
10.	1.2	Manny Adderly	(54 games) - 1990-92

GAMES PLAYED

1.	118	Cameron Johnson	2007-11
2.	117	Ryan White	2007-11
3.	115	Brandon Bush	2005-09
4.	114	Lawrence Fowler	1978-82
5.	113	Kevin Stiner	1985-89
	113	Charles Spurlin	1977-81
7.	112	David Sykes	1999-03
	112	Dameon Sansom	1993-97
9.	111	Donte Mathis	1995-99
	111	Jeff Foster	1995-99
10.	109	Patrick Williams	1984-88

GAMES STARTED

1.	99	Donte Mathis	1995-99
2.	95	Brandon Bush	2005-09
3.	89	Jeff Foster	1995-99
4.	79	Cameron Johnson	2007-11
5.	77	Dameon Sansom	1993-97
6.	76	Kevin Stiner	1985-89
7.	61	Torgeir Bryn	1987-89
8.	60	David Sykes	1999-03
	60	Gregg Frizzell	1987-91
10	59	Russell Ponds	1992-94

MINUTES

1.	3402	Donte Mathis	1995-99
2.	3155	Dameon Sansom	1993-97
3.	3117	Brandon Bush	2005-09
4.	2739	Kevin Stiner	1985-89
5.	2691	Ryan White	2007-11
6.	2609	David Sykes	1999-03
7.	2580	Jeff Foster	1995-99
8.	2348	Cameron Johnson	2007-11
9.	2074	Russell Ponds	1992-94
10.	2019	Wesley Williams	1996-00

MINUTES AVERAGE

1.	36.5	Gerald Wright	(48 games) - 1986-88
2.	36.2	Lonnie Bluntson	(21 games) - 1983-84
3.	35.2	Russell Ponds	(59 games) - 1992-94
4.	33.7	George Conner	(54 games) - 1990-92
5.	33.5	Tony Long	(26 games) - 1994-95
6.	33.0	Donald Harvey	(28 games) - 1985-86
7.	32.9	Lynwood Wade	(58 games) - 1992-94
8.	30.6	Donte Mathis	(111 games) - 1995-99
9.	29.7	Manny Flores	(54 games) - 1999-01
10.	29.1	Josh Naylor	(56 games) - 2003-05



INDIVIDUAL SEASON LEADERS

MOST POINTS

1.	790	Charles Sharp	(33 games) - 1959-60
2.	731	Charles Sharp	(31 games) - 1958-59
3.	646	Richard Bryant	(28 games) - 1975-76
4.	617	Travis Cornett	(31 games) - 1973-74
5.	603	James Patrick	(36 games) - 1978-79
6.	599	Willie Terrell	(26 games) - 1970-71
7.	593	Lynwood Wade	(32 games) - 1993-94
8.	592	Lewis Gilcrease	(24 games) - 1952-53
9.	555	George Conner	(27 games) - 1991-92
10.	594	Bill Banks	(25 games) - 1954-55
11.	524	Joe Perry	(25 games) - 1954-55
12.	522	Donte Mathis	(28 games) - 1997-98
13.	515	Richard Bryant	(27 games) - 1974-75
14.	507	Travis Cornett	(28 games) - 1971-72
15.	503	Torgier Bryn	(30 games) - 1988-89

SCORING AVERAGE (minimum 15 games)

1.	23.9	Charles Sharp	(33 games) - 1959-60
2.	24.6	Lewis Gilcrease	(24 games) - 1952-53
3.	23.6	Charles Sharp	(31 games) - 1958-59
4.	23.1	Richard Bryant	(28 games) - 1975-76
5.	23.0	Willie Terrell	(26 games) - 1970-71
6.	20.6	George Conner	(27 games) - 1991-92
7.	19.9	Travis Cornett	(31 games) - 1973-74
8.	19.3	Travis Cornett	(24 games) - 1972-73
9.	19.1	Richard Bryant	(27 games) - 1974-75
10.	18.7	Kevin Murray	(26 games) - 1981-82
	18.7	James Patrick	(19 games) - 1979-80

FIELD GOALS MADE

1.	288	Charles Sharp	(33 games) - 1959-60
2.	269	Richard Bryant	(28 games) - 1975-76
3.	255	Charles Sharp	(31 games) - 1958-59
4.	251	Travis Cornett	(31 games) - 1973-74
5.	247	James Patrick	(36 games) - 1978-79
6.	232	Lynwood Wade	(32 games) - 1993-94
7.	223	Willie Terrell	(26 games) - 1970-71
8.	219	Richard Bryant	(27 games) - 1974-75
9.	218	George Conner	(27 games) - 1991-92
10.	203	Torgier Bryn	(30 games) - 1988-89

FIELD GOALS ATTEMPTED

1.	509	Charles Sharp	(31 games) - 1958-59
	509	Charles Sharp	(33 games) - 1959-60
3.	504	Richard Bryant	(28 games) - 1975-76
4.	489	James Patrick	(36 games) - 1978-79
5.	463	George Conner	(27 games) - 1991-92
6.	450	Rudy Davalos	(31 games) - 1958-59
7.	437	Boonie Wilkening	(32 games) - 1959-60
8.	436	Rudy Davalos	(33 games) - 1959-60
9.	421	Richard Bryant	(27 games) - 1974-75
10.	417	Kevin Murray	(26 games) - 1981-82

FIELD GOAL PERCENTAGE (minimum 25 made)

1.	.718	Earl Lankford	(56-78) - 1959-60
2.	.683	J.C. Maze	(181-265) - 1951-52
3.	.672	Henry Garcia	(172-256) - 1964-65
4.	.670	Charles Spurlin	(120-179) - 1980-81
5.	.662	Dexter Wallace	(92-139) - 1982-83
6.	.652	Lynwood Wade	(232-356) - 1993-94
7.	.647	Alfred Douglas	(75-116) - 1980-81
8.	.638	Gary Mullen	(51-80) - 1965-66

9.	.631	Rick Garrison	(111-176) - 1981-82
10.	.630	Jeff Kelley	(51-81) - 1977-78

3-POINT FIELD GOALS MADE

1.	95	Brent Benson	(29 games) - 2008-09
2.	83	Clay Click	(26 games) - 2001-02
3.	79	Josh Naylor	(28 games) - 2004-05
4.	78	Maxwell Curry	(27 games) - 1989-90
5.	75	Eliezar Gordon	(27 games) - 1986-87
6.	70	Troy Washington	(26 games) - 1990-91
7.	68	Terry Conerway	(28 games) - 2002-03
8.	65	Kevin Stiner	(30 games) - 1988-89
9.	64	John Rybak	(30 games) - 2008-09
	64	Clay Click	(28 games) - 2000-01
	64	Brent Holder	(29 games) - 2006-07

3-POINT FIELD GOALS ATTEMPTED

1.	217	Brent Benson	(29 games) - 2008-09
2.	198	Clay Click	(26 games) - 2001-02
3.	193	Josh Naylor	(28 games) - 2004-05
4.	190	Maxwell Curry	(27 games) - 1989-90
5.	183	Rodney Hill	(28 games) - 1989-90
6.	180	Troy Washington	(26 games) - 1990-91
7.	177	Eliezar Gordon	(27 games) - 1986-87
8.	174	Brady Richeson	(29 games) - 2002-03
9.	168	Terry Conerway	(28 games) - 2003-04
	168	Terry Conerway	(28 games) - 2002-03

3-POINT FG PERCENTAGE (minimum 25 made)

1.	.483	Eliezar Gordon	(58-120) - 1987-88
2.	.481	Matt Fullenwider	(26-54) - 2007-08
3.	.470	Tony Long	(39-83) - 1994-95
4.	.460	Brendon Polyblank	(29-63) - 1999-00
5.	.449	Brady Richeson	(57-127) - 2001-02
6.	.443	Kevin Joshua	(35-79) - 1992-93
7.	.438	Brent Benson	(95-217) - 2008-09
8.	.438	Corey Jefferson	(28-64) - 2008-09
9.	.432	George Conner	(32-74) - 1991-92
10.	.430	Troy Washington	(49-114) - 1991-92

FREE THROWS MADE

1.	221	Charles Sharp	(31 games) - 1958-59
2.	214	Charles Sharp	(33 games) - 1959-60
3.	184	Ronnie Arrow	(26 games) - 1968-69
4.	170	Ryan White	(32 games) - 2010-11
5.	153	Willie Terrell	(26 games) - 1970-71
6.	139	Willie Terrell	(27 games) - 1969-70
7.	135	Cameron Johnson	(30 games) - 2009-10
8.	132	Brandon Bush	(29 games) - 2006-07
9.	130	Torgier Bryn	(31 games) - 1987-88
10.	128	Lynwood Wade	(32 games) - 1993-94

FREE THROWS ATTEMPTED

1.	295	Charles Sharp	(33 games) - 1959-60
2.	279	Charles Sharp	(31 games) - 1958-59
3.	258	Lynwood Wade	(32 games) - 1993-94
4.	214	Cameron Johnson	(30 games) - 2009-10
5.	212	Ronnie Arrow	(26 games) - 1968-69
6.	209	Willie Terrell	(26 games) - 1970-71
7.	208	Ryan White	(32 games) - 2010-11
8.	188	Lynwood Wade	(26 games) - 1992-93
9.	184	Willie Terrell	(27 games) - 1969-70

10.	182	Travis Cornett	(28 games) - 1971-72
-----	-----	----------------	----------------------

FREE THROW PERCENTAGE (minimum 25 made)

1.	.933	Josh Naylor	(56-60) - 2003-04
2.	.912	Paul Hackett	(114-125) - 1970-71
3.	.908	Josh Naylor	(69-76) - 2004-05
4.	.900	Clifton Ellis	(72-80) - 1997-98
	.900	Roosevelt Brown	(54-60) - 2003-04
6.	.889	Billy Clark	(40-45) - 1975-76
7.	.886	Dexter Wallace	(39-44) - 1982-83
8.	.885	Clay Click	(69-78) - 2001-02
	.885	Curley Lenox	(46-52) - 1967-68
10.	.882	James Patrick	(67-76) - 1979-80

REBOUNDS

1.	620	J.C. Maze	(00-620d) - 1951-52
2.	486	Joe Cole	(00-486d) - 1957-58
3.	477	Don Forester	(00-477d) - 1958-59
4.	448	J.C. Maze	(00-448d) - 1948-49
5.	446	J.C. Maze	(00-446d) - 1950-51
	446	J.C. Maze	(00-446d) - 1949-50
7.	387	Charles Sharp	(00-387d) - 1959-60
8.	347	Willie Terrell	(00-347d) - 1969-70
9.	340	Charles Sharp	(00-340d) - 1958-59
10.	316	Bruce Featherston	(00-316d) - 1971-72
	316	Jeff Foster	(1420-174d) - 1998-99

REBOUNDING AVERAGE (minimum 15 games)

1.	20.0	J.C. Maze	(31 games) - 1951-52
2.	19.4	J.C. Maze	(23 games) - 1949-50
3.	18.7	J.C. Maze	(24 games) - 1948-49
4.	17.8	J.C. Maze	(25 games) - 1950-51
5.	15.8	Joe Cole	(19 games) - 1956-57
6.	15.7	Joe Cole	(31 games) - 1957-58
7.	15.4	Don Forester	(31 games) - 1958-59
8.	12.9	Willie Terrell	(27 games) - 1969-70
9.	11.7	Charles Sharp	(33 games) - 1959-60
10.	11.6	Gary Mullen	(23 games) - 1967-68

ASSISTS

1.	212	Mike Fitzhugh	1974-75
2.	174	Gerald Wright	1987-88
3.	164	Russell Ponds	1993-94
4.	163	Mike Fitzhugh	1973-74
	163	Russell Ponds	1992-93
6.	159	Corey Jefferson	2008-09
7.	155	Ryan White	2010-11
8.	145	Stacy Bennett	1989-90
9.	140	Donald Harvey	1985-86
10.	137	Lawrence Fowler	1981-82

ASSISTS AVERAGE (minimum 15 games)

1.	8.7	Gerald Wright	(20 games) - 1987-88
2.	7.9	Mike Fitzhugh	(27 games) - 1974-75
3.	6.0	Russell Ponds	(27 games) - 1992-93
4.	5.3	Corey Jefferson	(30 games) - 2008-09
5.	5.3	Lawrence Fowler	(26 games) - 1981-82
6.	5.3	Mike Fitzhugh	(31 games) - 1973-74
7.	5.2	Stacy Bennett	(28 games) - 1989-90
8.	5.1	Russell Ponds	(32 games) - 1993-94
9.	5.0	Donald Harvey	(28 games) - 1985-86
10.	4.8	Ryan White	(32 games) - 2010-11



INDIVIDUAL SEASON LEADERS

BLOCKED SHOTS

1.	62	Torgeir Bryn	1987-88
2.	53	Trevor Cook	2005-06
3.	42	Torgeir Bryn	1988-89
4.	38	Melih Yavsaner	2000-01
	38	Jeff Foster	1996-97
6.	34	Tony Bishop	2010-11
7.	31	Jeremiah Coleman	2002-03
	31	DaVvon Bethea	1998-99
	31	Lynwood Wade	1993-94
10.	29	Lonniel Bluntson	1983-84
	29	Jeff Foster	1997-98

BLOCKED SHOTS AVERAGE (minimum 15 games)

1.	2.0	Torgeir Bryn	(31 games) - 1987-88
2.	2.0	Trevor Cook	(27 games) - 2005-06
3.	1.4	Torgeir Bryn	(30 games) - 1988-89
4.	1.4	Lonniel Bluntson	(21 games) - 1983-84
5.	1.4	Melih Yavsaner	(28 games) - 2000-01
6.	1.3	Jeff Foster	(29 games) - 1996-97
7.	1.1	DaVvon Bethea	(28 games) - 1998-99
8.	1.1	Jeremiah Coleman	(29 games) - 2002-03
9.	1.0	Jeff Foster	(28 games) - 1997-98
10.	1.0	Lynwood Wade	(32 games) - 1993-94

STEALS

1.	65	David Sykes	2002-03
2.	64	Terry Conerway	2002-03
3.	62	David Sykes	2001-02
4.	61	Charles Spurlin	1980-81
5.	55	Donte Mathis	1998-99
6.	54	Ryan White	2010-11
	54	Brandon Thomas	2007-08
	54	David Sykes	2000-01
9.	50	Terry Conerway	2003-04
	50	Russell Ponds	1993-94
	50	Manny Flores	2000-01

STEALS AVERAGE (minimum 15 games)

1.	2.4	David Sykes	(26 games) - 2001-02
2.	2.3	Terry Conerway	(28 games) - 2002-03
3.	2.3	Charles Spurlin	(27 games) - 1980-81
4.	2.2	David Sykes	(29 games) - 2002-03
5.	2.0	Manny Flores	(25 games) - 2000-01
6.	2.0	Donte Mathis	(28 games) - 1998-99
7.	1.9	David Sykes	(28 games) - 2000-01
8.	1.9	Brandon Thomas	(29 games) - 2007-08
9.	1.8	Terry Conerway	(28 games) - 2003-04
10.	1.8	Marcus Johnson	(28 games) - 2001-02

GAMES PLAYED

1.	36	James Patrick	1978-79
	36	Kelvin Branch	1978-79
	36	Jeff Kelley	1978-79
	36	Jim Rosebrock	1978-79
	36	Charles Spurlin	1978-79
6.	35	Nate Haynes	1978-79
	35	Tony Ball	1978-79
8.	34	Lawrence Fowler	1978-79
9.	33	Bruce Gregg	1959-60
	33	Charles Sharp	1959-60
	33	Rudy Davalos	1959-60
	33	Howard Lockhart	1959-60

GAMES STARTED

1.	32	John Bowman	2010-11
	32	Lynwood Wade	1993-94
	32	Russell Ponds	1993-94
	32	Mike Ross	1993-94
	32	DeJuan Brown	1993-94
6.	31	Torgeir Bryn	1987-88
7.	30	Kevin Stiner	1988-89
	30	Torgeir Bryn	1988-89
	30	Corey Jefferson	2008-09

MINUTES

1.	1077	Russell Ponds	1993-94
2.	1051	Lynwood Wade	1993-94
3.	997	Russell Ponds	1992-93
4.	991	George Conner	1991-92
	991	Billy Christle	1983-84
6.	981	Donte Mathis	1998-99
7.	947	Donte Mathis	1997-98
8.	945	Ryan White	2010-11
9.	940	DeJuan Brown	1993-94
10.	930	Dameon Sansom	1995-96

MINUTES AVERAGE

1.	103.0	Nick Bess	(3 games) - 1990-91
2.	46.1	Gerald Wright	(20 games) - 1987-88
3.	38.1	Billy Christle	(26 games) - 1983-84
4.	36.9	Russell Ponds	(27 games) - 1992-93
5.	36.7	George Conner	(27 games) - 1991-92
6.	36.2	Lonniel Bluntson	(21 games) - 1983-84
7.	35.8	Dameon Sansom	(26 games) - 1995-96
8.	35.0	Donte Mathis	(28 games) - 1998-99
9.	34.2	Billy Bahnsen	(24 games) - 1983-84
10.	33.8	Donte Mathis	(28 games) - 1997-98



ANNUAL INDIVIDUAL STATISTICAL LEADERS

SCORING LEADERS								REBOUNDING LEADERS				
Year	Player	G	FG	3FG	FT	PTS	AVG	Year	Player	G	REB	AVG
1940	Carter Lomax	21	114	*	20	248	11.8	1952	J.C. Maze	31	620	20.0
1941	Lionel Tatum	23	85	*	35	205	8.9	1954	Bill Banks	22	233	10.6
1942	Lionel Tatum	20	103	*	33	239	12.0	1955	Bill Banks	22	330	15.0
1943	Lionel Tatum	18	107	*	38	252	14.0	1956	Joe Cole	19	300	15.7
1948	Jimmy Littleton	19	103	*	95	301	15.8	1957	Joe Cole	29	486	16.8
1949	Jimmy Littleton	22	111	*	106	331	15.1	1958	Don Forester	20	215	10.7
1950	J.C. Maze	23	104	*	76	284	12.5	1959	Don Forester	32	481	15.0
1951	J.C. Maze	25	109	*	93	311	12.4	1960	Charles Sharp	31	365	11.8
1952	J.C. Maze	29	181	*	169	431	16.9	1961	Bruce Gregg	24	282	11.8
1953	Lewis Gilcrease	24	183	*	226	592	24.7	1962	Frank Miller	24	304	12.6
1954	Bill Banks	22	161	*	110	432	19.6	1963	John Hunt	23	175	7.6
1955	Bill Banks	22	161	*	153	475	21.6	1964	James Slaughter	23	160	6.9
1956	Barney Aaron	19	104	*	129	227	17.7	1965	James Heffernan	24	138	5.8
1957	Bobby Roberts	29	151	*	95	397	13.7	1966	Gary Mullen	26	212	8.2
1958	Charles Sharp	20	112	*	109	333	16.7	1967	Gary Mullen	26	235	9.0
1959	Charles Sharp	32	255	*	221	731	22.8	1968	Gary Mullen	23	266	11.6
1960	Charles Sharp	33	288	*	214	790	23.9	1969	Gary Mullen	26	296	11.4
1961	Chuck Trcka	29	192	*	75	459	15.8	1970	Willie Terrell	27	347	12.9
1962	Bobby Henson	24	188	*	65	441	16.9	1971	Willie Terrell	26	297	11.4
1963	Rudy Bowles	23	136	*	22	305	13.3	1972	Bruce Featherston	28	316	11.3
1964	John Chatfield	23	141	*	47	329	14.3	1973	Bruce Featherston	24	273	11.4
1965	Henry Garcia	24	172	*	92	436	18.0	1974	Bruce Featherston	31	288	9.3
1966	Henry Garcia	26	169	*	103	441	16.9	1975	Richard Bryant	27	259	9.2
1967	Morris Ogden	26	145	*	83	373	14.4	1976	Richard Bryant	28	275	9.8
1968	Curly Lenox	23	128	*	46	302	13.1	1977	Steve Frontz	25	158	6.3
1969	Gary Mullen	26	182	*	103	467	17.9	1978	Steve Frontz	26	258	9.9
1970	Willie Terrell	27	175	*	139	489	18.1	1979	Anthony McElroy	27	155	5.7
1971	Willie Terrell	26	223	*	153	599	23.0	1980	Alfred Douglas	29	198	6.8
1972	Travis Cornett	28	192	*	123	507	18.1	1981	Charles Spurlin	27	208	7.7
1973	Travis Cornett	24	195	*	73	463	19.2	1982	Rick Garrison	26	160	6.1
1974	Travis Cornett	31	251	*	115	617	19.9	1983	Rick Garrison	28	194	6.9
1975	Richard Bryant	27	219	*	77	515	19.1	1984	Lonniel Blunston	21	171	8.1
1976	Richard Bryant	28	269	*	108	646	23.1	1985	Kelvin Moore	24	151	6.3
1977	Steve Frontz	26	192	*	64	444	17.2	1986	Kelvin Moore	28	182	6.5
1978	James Patrick	23	138	*	72	348	15.1	1987	Willie Mills	28	184	6.6
1979	James Patrick	36	247	*	109	603	16.7	1988	Torgeir Bryn	31	232	7.5
1980	James Patrick	22	144	*	67	355	16.1	1989	Torgeir Bryn	30	271	9.0
1981	Harold Howard	27	169	*	94	432	16.0	1990	Morris Farr	28	158	5.6
1982	Kerry Murray	26	196	*	94	486	18.7	1991	Rodney Hill	24	138	5.8
1983	Kerry Murray	27	169	*	75	413	15.2	1992	George Conner	27	201	7.4
1984	Lonniel Blunston	21	144	*	82	370	17.6	1993	Lynwood Wade	26	256	9.8
1985	Kelvin Moore	24	97	*	32	227	9.5	1994	Lynwood Wade	32	273	8.5
1986	Kelvin Moore	28	141	*	44	326	11.6	1995	Quadell Kimble	24	126	5.3
1987	Eliezar Gordon	27	130	75	33	368	13.6	1996	Elijah Hobley	25	147	5.9
1988	Torgeir Bryn	31	169	0	130	468	15.1	1997	Jeff Foster	29	222	7.7
1989	Torgeir Bryn	30	203	0	97	503	16.8	1998	Jeff Foster	28	285	10.2
1990	Maxwell Curry	27	153	78	32	416	15.4	1999	Jeff Foster	28	316	11.3
1991	George Conner	27	140	55	66	401	14.9	2000	Jason Blair	29	238	8.2
1992	George Conner	27	218	32	87	555	20.6	2001	Byron Hobbs	28	190	6.8
1993	Lynwood Wade	26	181	0	106	468	19.0	2002	Byron Hobbs	28	154	5.5
1994	Lynwood Wade	32	232	1	128	593	18.5	2003	Terry Conerway	28	160	5.7
1995	Tony Long	26	169	39	61	438	16.8	2004	Anthony Dill	28	132	4.7
1996	Dameon Sansom	26	97	30	63	287	11.0	2005	Anthony Dill	27	184	6.8
1997	Dameon Sansom	28	130	50	76	386	13.8	2006	Charles Dotson	27	161	6.0
1998	Donte Mathis	28	193	22	114	522	18.6	2007	Brandon Bush	29	152	5.2
1999	Donte Mathis	28	180	34	100	494	17.6	2008	Brandon Bush	29	208	7.2
2000	Wesley Williams	29	145	50	67	407	14.0	2009	Brandon Bush	30	214	7.1
2001	David Sykes	28	134	27	61	356	12.7	2010	Cameron Johnson	30	237	7.9
2002	Clay Click	26	115	83	69	382	14.7	2011	Tony Bishop	32	259	8.1
2003	Terry Conerway	28	133	68	96	430	15.4					
2004	Terry Conerway	28	118	53	87	380	13.6					
2005	Anthony Dill	27	154	1	93	402	14.9					
2006	Charles Dotson	27	130	0	59	319	11.8					
2007	Brandon Bush	29	122	43	132	419	14.4					
2008	Brandon Bush	29	140	22	120	422	14.6					
2009	Brandon Bush	30	171	15	120	479	15.9					
2010	Cameron Johnson	30	151	0	135	437	14.6					
2011	Tony Bishop	32	158	0	102	418	13.1					

* Did not track 3-point field goal leaders until 1987.



ANNUAL INDIVIDUAL STATISTICAL LEADERS

FIELD GOAL PERCENTAGE LEADERS

Year	Player	G	FGM-FGA	PCT
1951	J.C. Maze	22	93-221	.421
1952	J.C. Maze	24	136-290	.469
1953	Herb Billings	24	106-181	.585
1954	Herb Billings	22	94-169	.563
1955	Bill Banks	22	161-376	.428
1956	Joe Cole	19	63-127	.496
1957	Joe Cole	25	96-193	.554
1958	Charles Sharp	20	112-224	.500
1959	Don Forester	24	76-128	.594
1960	Charles Sharp	24	193-341	.566
1961	Harper Augsburg	24	114-254	.449
1962	Bobby Henson	26	212-460	.461
1963	James Heffernan	23	84-165	.508
1964	James Slaughter	23	84-160	.525
1965	James Heffernan	24	105-217	.484
1966	Curley Lenox	26	137-267	.514
1967	Phil Dugger	25	116-253	.459
1968	Gary Mullen	23	139-239	.561
1969	Gary Mullen	26	182-311	.585
1970	Ernie Chesney	27	115-197	.583
1971	Travis Cornett	24	95-161	.590
1972	Travis Cornett	28	192-328	.585
1973	Bruce Featherston	24	168-272	.617
1974	Travis Cornett	31	251-409	.614
1975	Eric Bartlett	27	189-324	.583
1976	Richard Bryant	28	269-504	.534
1977	Steve Frontz	26	192-363	.529
1978	Steve Frontz	25	142-247	.575
1979	Charles Spurlin	36	96-162	.593
1980	Alfred Douglas	29	128-211	.610
1981	Charles Spurlin	27	120-179	.670
1982	Rick Garrison	26	111-176	.630
1983	Dexter Wallace	27	92-139	.661
1984	Lonnie Blunston	21	144-246	.585
1985	Ray Danielak	26	95-192	.522
1986	Willie Mills	21	80-170	.476
1987	Ray Danielak	27	76-138	.543
1988	Leland McCall	31	79-137	.577
1989	Torgeir Bryn	30	203-386	.526
1990	Brett Murry	28	74-144	.514
1991	John Morgan	27	64-113	.566
1992	Robert Salisbury	27	83-160	.519
1993	Lynwood Wade	26	181-340	.532
1994	Lynwood Wade	32	232- 356	.652
1995	Quadell Kimble	24	66-128	.516
1996	Darius Buggs	25	80-172	.465
1997	Jeff Foster	29	87-170	.512
1998	Jeff Foster	28	140-263	.532
1999	Jason Blair	28	56-96	.583
2000	Jason Blair	29	143-264	.542
2001	Byron Hobbs	28	99-197	.503
2002	Byron Hobbs	28	86-171	.503
2003	David Sykes	29	102-206	.495
2004	Anthony Dill	28	86-154	.558
2005	Anthony Dill	27	154-279	.552
2006	Charles Dotson	27	130-250	.520
2007	Brandon Thomas	29	68-142	.479
2008	Brandon Thomas	29	87-167	.529
2009	Brandon Bush	30	171-327	.523
2010	Tony Bishop	30	81-174	.466
2011	Tony Bishop	32	158-275	.575

FREE THROW PERCENTAGE LEADERS

Year	Player	G	FTM-A	PCT
1940	Fritz Lehnhoff	21	36-56	.643
1941	Carter Lomax	23	49-67	.731
1942	Lionel Tatum	20	33-47	.702
1943	Lionel Tatum	18	38-49	.776
1948	Jimmy Littleton	19	95-137	.693
1949	Jimmy Littleton	22	106-143	.740
1950	J.C. Maze	23	76-120	.630
1951	Lewis Gilcrease	21	68-93	.731
1952	Lewis Gilcrease	24	89-128	.695
1953	Lewis Gilcrease	24	226-321	.704
1954	Pence Dacus	22	88-118	.729
1955	Bill Banks	22	153-203	.754
1956	Aubrey Horner	19	59-80	.737
1957	Duane Vincent	25	118-162	.728
1958	Boonie Wilkening	20	49-60	.817
1959	Charles Sharp	24	149-204	.730
1960	Boonie Wilkening	26	45-56	.804
1961	Chuck Trcka	22	60-79	.761
1962	Bobby Henson	23	65-80	.812
1963	Mac McCouskey	24	39-45	.867
1964	Henry Garcia	23	48-59	.814
1965	Henry Garcia	24	92-116	.793
1966	Bill Overall	27	65-81	.802
1967	Larry Black	26	104-121	.859
1968	Ronnie Arrow	23	100-120	.833
1969	Ronnie Arrow	26	184-212	.867
1970	Willie Terrell	27	139-184	.768
1971	Paul Hackett	26	114-125	.911
1972	Sylvester Brown	27	71-104	.683
1973	Travis Cornett	24	73-107	.682
1974	Mike Fitzhugh	31	89-111	.802
1975	Eric Bartlett	27	84-106	.792
1976	Richard Bryant	28	108-124	.871
1977	Mike Nelson	26	53-74	.716
1978	James Patrick	23	72-84	.857
1979	James Patrick	36	109-138	.790
1980	James Patrick	22	67-77	.870
1981	Harold Howard	27	94-117	.803
1982	Rick Garrison	26	87-104	.836
1983	Billy Christle	28	83-104	.798
1984	Billy Christle	26	100-124	.806
1985	Arthur Williams	24	57-70	.814
1986	Ray Danielak	28	41-48	.854
1987	Ray Danielak	27	23-26	.887
1988	J.T. Marshall	30	38-46	.826
1989	Andre Hensley	30	56-74	.757
1990	Andre Hensley	27	33-42	.786
1991	John Morgan	27	40-49	.816
	Troy Washington	27	40-49	.816
1992	Troy Washington	25	33-41	.805
1993	Russell Ponds	27	109-125	.872
1994	Russell Ponds	32	125-167	.749
1995	Richard Hastings	25	44-59	.746
1996	Dameon Sansom	26	63-74	.851
1997	Dameon Sansom	28	76-91	.835
1998	Cliff Ellis	28	72-80	.900
1999	Donte Mathis	28	100-133	.752
2000	Brendon Polyblank	28	67-83	.807
2001	Clay Click	28	82-99	.828
2002	Brady Richeson	28	24-26	.923
2003	Roosevelt Brown	29	38-43	.884

2004	Josh Naylor	28	56-60	.933
2005	Josh Naylor	28	69-76	.908
2006	Brandon Bush	27	63-81	.778
2007	Brent Holder	29	38-46	.826
2008	Brent Holder	29	29-34	.853
2009	Ryan White	29	43-54	.796
2010	John Rybak	31	57-69	.826
2011	Ryan White	32	170-208	.817

THREE-POINT PERCENTAGE LEADERS

Year	Player	G	TPM-A	PCT
1987	Gerald Wright	28	22- 49	.449
1988	Eliezar Gordon	30	58-120	.483
1989	Kevin Stiner	30	65-154	.422
1990	Maxwell Curry	27	78-190	.411
1991	Troy Washington	26	70-180	.389
1992	George Conner	27	32-74	.432
1993	Kevin Joshua	27	35-79	.443
1994	Russell Ponds	32	31-79	.392
1995	Tony Long	26	89-83	.470
1996	Dameon Sansom	26	30-84	.357
1997	Rodney Walton	27	50-125	.400
1998	Max Schleder	21	17-35	.486
1999	Clay Click	27	17-45	.378
2000	Brendon Polyblank	28	29-63	.460
2001	Clay Click	28	967-247	.389
2002	Brad Brickens	28	21-46	.457
2003	Terry Conerway	28	68-168	.405
2004	Josh Naylor	28	62-149	.416
2005	Brad Brickens	16	21-49	.429
2006	Lance Burroughs	27	27-67	.403
2007	Antoine Blanchard	29	39-95	.411
2008	Matt Fullenwider	28	26-54	.481
2009	Brent Benson	29	95-217	.438
2010	Ryan White	28	38-101	.376
2011	Travis Jones	32	49-137	.358

ASSISTS LEADERS

Year	Player	G	A	AVG
1978	Max Moore	25	85	3.4
1979	James Patrick	36	121	3.4
1980	Lawrence Fowler	28	73	2.6
1981	Lawrence Fowler	26	69	2.7
1982	Lawrence Fowler	26	137	5.2
1983	Billy Bahnsen	24	67	2.7
1984	Billy Christle	26	96	3.7
1985	Arthur Williams	24	67	2.8
1986	Donald Harvey	28	140	5.0
1987	Gerald Wright	28	119	4.2
1988	Gerald Wright	29	174	5.8
1989	John Morgan	30	83	2.8
1990	Stacy Bennett	28	145	5.2
1991	John Morgan	27	110	4.1
1992	Manny Adderly	27	90	3.3
1993	Russell Ponds	27	163	6.0
1994	Russell Ponds	32	164	5.1
1995	James Long	26	77	3.0
1996	Dameon Sansom	26	75	2.9
1997	Rodney Walton	27	68	2.5
1998	Clifton Ellis	28	91	3.3
1999	Clifton Ellis	28	91	3.3
2000	Manny Flores	29	91	3.1
2001	Manny Flores	25	105	4.2



ANNUAL INDIVIDUAL STATISTICAL LEADERS

2002	David Sykes	26	102	3.9
2003	David Sykes	29	133	4.6
2004	Josh Naylor	29	79	2.7
2005	Josh Naylor	28	68	2.4
2006	Chris Longhorne	26	79	3.0
2007	Antwoine Blanchard	29	97	3.3
2008	Corey Jefferson	28	106	3.8
2009	Corey Jefferson	30	159	5.3
2010	Ryan White	28	107	3.8
2011	Ryan White	32	155	4.8

STEALS LEADERS

Year	Player	G	S	AVG
1981	Wayne Sneed	27	44	1.6
1982	Lawrence Fowler	28	17	0.6
1983	Rick Garrison	28	70	2.5
1984	Billy Christle	26	27	1.0
1985	Mitch Ferguson	26	26	1.0
1986	Kelvin Moore	28	32	1.1
1987	Patrick Williams	28	32	1.1
1988	Gerald Wright	30	29	1.0
	Kevin Stiner	31	29	0.9
1989	Andre Hensley	30	31	1.0
	Stacy Bennett	30	31	1.0
1990	Rodney Hill	28	31	1.1
1991	Rodney Hill	24	37	1.5
1992	Troy Washington	25	34	1.4
1993	Russell Ponds	27	38	1.4
1994	Russell Ponds	32	50	1.6
1995	Quadell Kimble	24	31	1.3
1996	Dameon Sansom	26	34	1.3
1997	Donte Mathis	29	35	1.2
1998	Donte Mathis	28	43	1.5
1999	Donte Mathis	28	55	2.0
2000	Manny Flores	29	41	1.4
2001	David Sykes	28	54	1.9
2002	David Sykes	26	62	2.4
2003	David Sykes	29	65	2.2
2004	Terry Conerway	28	50	1.8
2005	Anthony Dill	27	29	1.1
2006	Trevor Cook	27	53	2.0
2007	Brandon Thomas	29	47	1.6
2008	Brandon Thomas	29	54	1.9
2009	Corey Jefferson	30	39	1.3
2010	Cameron Johnson	30	48	1.6
2011	Ryan White	32	54	1.7

BLOCKED SHOTS LEADERS

Year	Player	G	B	AVG
1984	Lonniel Blunston	21	29	1.4
1985	Patrick Williams	26	21	0.8
1986	Paul Reed	23	14	0.6
1987	Patrick Williams	28	23	0.8
1988	Torgeir Bryn	31	62	2.0
1989	Torgeir Bryn	30	42	1.4
1990	Morris Farr	28	17	0.6
1991	Matgs Ostberg	24	8	0.3
1992	Michael Determan	27	18	0.7
1993	Lynwood Wade	26	25	1.0
1994	Lynwood Wade	32	31	1.0
1995	Jon Schulte	23	19	0.8
1996	Jeff Foster	26	17	0.7
1997	Jeff Foster	29	38	1.3

1998	Jeff Foster	28	29	1.0
1999	Jeff Foster	28	27	1.0
2000	Brandon Polyblank	28	6	0.2
	Byron Hobbs	28	6	0.2
2001	Melih Yavsaner	28	38	1.4
2002	Byron Hobbs	28	15	0.5
2003	Jeremiah Coleman	29	31	1.1
2004	Nick Goeliner	27	14	0.5
2005	Zach Allison	28	14	0.5
2006	Trevor Cook	27	53	2.0
2007	Antwon Williams	29	21	0.7
2008	Dylan Moseley	28	11	0.4
2009	Cameron Johnson	30	20	0.7
2010	Emanuel Bidas Á Moute	31	27	0.9
2011	Tony Bishop	32	34	1.1

**BOLD ITALICS for returning players.*



TEXAS STATE HONOR ROLL

LITTLE ALL-AMERICANS

Year	Player
1947	Jimmy Littleton
1952	J.C. Maze
1953	Lewis Gilcrease
1959	Charles Sharp
1960	Charles Sharp

NAIA ALL-AMERICANS

Year	Player
1952	J.C. Maze
1953	Lewis Gilcrease
1959	Charles Sharp
1960	Charles Sharp
	Rudy Davalos
1979	James Patrick

NCAA TOURNAMENT APPEARANCES

1994, 1997

SOUTHLAND CONFERENCE CHAMPIONSHIPS

1997, 1999

SOUTHLAND CONFERENCE TOURNAMENT CHAMPIONSHIPS

1994, 1997

SOUTHLAND CONFERENCE COACH OF THE YEAR

Year	Player
1994	Jim Woolridge
1997	Mike Miller

SOUTHLAND CONFERENCE PLAYER OF THE YEAR

Year	Player
1999	Donte Mathis

SOUTHLAND CONFERENCE FRESHMAN OF THE YEAR

Year	Player
1994	Dameon Samson

SOUTHLAND CONFERENCE NEWCOMER OF THE YEAR

Year	Player
1993	Lynwood Wade

SOUTHLAND CONFERENCE TOURNAMENT MVP

Year	Player
1994	Lynwood Wade
1997	Dameon Sansom

ALL-CONFERENCE SELECTIONS LONE STAR CONFERENCE

Year	Player
1948	Jimmy Littleton
1949	Jimmy Littleton
	George Carlisle
1950	J.C. Maze
	Vernon McDonald
1951	J.C. Maze

	Vernon McDonald
1952	J.C. Maze
	Hugh Berry
1953	Lewis Gilcrease
1954	Joe Perry
1955	Bill Banks
1956	Bobby Roberts
1957	Bobby Roberts
1958	Boonie Wilkening
1959	Charles Sharp
	Rudy Davalos
1960	Charles Sharp
	Boonie Wilkening
1961	Bobby Henson
1966	Henry Garcia
1968	Gary Mullen
1969	Gary Mullen
1970	Willie Terrell
1971	Willie Terrell
1972	Travis Cornett
Year	Player
1973	Tarvis Cornett
1974	Travis Cornett
1976	Richard Bryant
1977	Steve Frontz
	Jeff Frnka
1978	Steve Frontz
	James Patrick
1979	James Patrick
1980	Charles Spurlin
1981	Kerry Murray
1982	Rick Garrison
	Billy Christle
1983	Lonniel Bluntson
	Billy Christle

ALL-GULF STAR CONFERENCE

Year	Player
1986	Kelvin Moore
1987	Gerald Wright

ALL-SOUTHLAND CONFERENCE

Year	Player	Team
1988	Torgeir Bryn	Second Team
	Gerald Wright	Honorable Mention
1989	Torgeir Bryn	First Team
1990	Maxwell Curry	Second Team
1992	George Conner	First Team
1993	Lynwood Wade	First Team
	Russell Ponds	Second Team
1994	Lynwood Wade	First Team
	Russell Ponds	Second Team
1995	Tony Long	Second Team
1997	Dameon Sansom	First Team
	Donte Mathis	Second Team
1998	Donte Mathis	First Team
	Jeff Foster	Second Team
1999	Donte Mathis	First Team
	Jeff Foster	First Team
2000	Wesley Williams	Third Team
	Jason Blair	Third Team
2001	David Sykes	Third Team
2002	David Sykes	Third Team

2003	Terry Conerway	First Team
	Jeremiah Coleman	Third Team
2004	Terry Conerway	Second Team
2005	Anthony Dill	Second Team
	Josh Naylor	Third Team
2008	Brandon Bush	Third Team
2009	Brandon Bush	Second Team
2010	Cameron Johnson	Third Team
2011	Tony Bishop	Second Team
	Ryan White	Third Team

MOST VALUABLE PLAYER

Year	Player, Position, Hometown/High School
1973	Travis Cornett, Center, San Antonio Edison
1974	Travis Cornett, Center, San Antonio Edison
1975	Richard Bryant, Forward, Austin Anderson
1976	Richard Bryant, Forward, Austin Anderson
1977	Steve Frontz, Center, Corpus Christi Carroll
1978	Steve Frontz, Center, Corpus Christi Carroll
1979	James Patrick, Forward, Topeka, Kan.
1980	Jeff Kelley, Forward, Houston Waltrip
	Charles Spurlin, Center, Victoria
1981	Charles Spurlin, Center, Victoria
1982	Lawrence Fowler, Guard, Austin Lanier
1983	Rick Garrison, Forward, Geneva, Ill.
1984	Billy Christle, Guard, Dallas South Oak Cliff
1985	Kelvin Moore, Forward, San Antonio Roosevelt
1986	Kelvin Moore, Forward, San Antonio Roosevelt
1987	Gerald Wright, Guard, Austin Reagan
	Ray Danielak, Forward, San Antonio Jay
1988	Torgeir Bryn, Center, Oslo, Norway
1989	Torgeir Bryn, Center, Oslo, Norway
1990	Rodney Hill, Forward, St. Maries, Idaho
	Maxwell Curry, Guard, Nassau, Bahamas
1991	George Conner, Guard, Ft. Worth, Texas
1992	George Conner, Guard, Ft. Worth, Texas
1993	Lynwood Wade, Forward, Muskogee, Okla.
1994	Lynwood Wade, Forward, Muskogee, Okla.
1995	Desi Howard, Guard, Kountz, Texas
1996	Dameon Sansom, Guard, Arlington Sam Houston
1997	Dameon Sansom, Guard, Arlington Sam Houston
	Donte Mathis, Guard, San Antonio East Central
1998	Donte Mathis, Guard, San Antonio East Central
1999	Donte Mathis, Guard, San Antonio East Central
	Jeff Foster, Forward, San Antonio, Madison
2000	Wesley Williams, Guard, Manor
	Jason Blair, Forward, Phoenix, Ariz.
2001	David Sykes, Guard, Duncanville
2002	Clay Click, Guard, San Antonio Alamo Heights
2003	Terry Conerway, Guard, Cleburne
2004	Terry Conerway, Guard, Cleburne
2005	Anthony Dill, Forward, Richardson
2007	Brandon Bush, Guard, Houston
2008	Brandon Bush, Guard, Houston
2009	Brandon Bush, Guard, Houston
2010	Cameron Johnson, Forward, Dallas
2011	Tony Bishop, Forward, Garland
	Ryan White, Guard, Houston



ALL-TIME LETTERMEN

A

Barney Aaron (1956-57)
 Roy Abshier (1935)
 Gordon Adams (1948)
 Roderick Adams (2005)
 Manny Adderly (1991-92)
 Moses Aguko (2002-03)
 Chris Agwumaro (2006-08)
 Zach Allison (2004-05)
 Bryan Anderson (1990)
 Ross Arnold (1920)
 Ronnie Arrow (1967-69)
 Harper Augsberger (1959-61)

B

Billy Bahnsen (1982-85)
 Ricky Baker (1979-80)
 Tony Ball (1979-81)
 Jerry Ballard (1982-83)
 Billy Banks (1953-55)
 Bryan Banks (1981)
 Mark Barker (1977-78)
 Jimmy Barnes (1939)
 Bryan Barriere (1988-89)
 Eric Bartlett (1974-75)
 Willie Battle (1993-94)
 Henry Bauerschlag (1945)
 Graydon Baze (1942-43, 47-48)
 Bobby Beaty (1949-52)
 Brent Benson (2007-09)
 Stacy Bennett (1989-90)
 Nick Bess (1989-91)
 Hugh Berry (1950-52)
 Lawrence Berry (1951)
 DaVvon Bethea (1998-99)
 Emmanuel Bidas A' Moute (2008-10)
 Herbert Billings (1953-55)
 Kevin Binford (1982-83)
 Tony Bishop (2009-11)
 Larry Black (1967-69)
 Lester Black (1945)
 Hazel Blacklock (1933)
 Merrill Blackman (1927, 29)
 Jason Blair (1999-00)
 Antwoine Blanchard (2003-04, 05-07)
 Lonniel Blunston (1984)
 Weyman Boggus (1923-26)
 Marcus Bolden (1987)
 Paul Borreson (1978-79)
 George Bounds (1943)
 Rudy Bowles (1962-64)
John Bowman (2008-)
 Kelvin Branch (1978-79)
 Day Brandt (1928-31)
 Felix Brandt (1930-32)
 James Brannon (1974-75)
 Brad Bricksens (2001-05)
 Creel Bridgewater (1935-36)
 DeJuan Brown (1993-94)
 Randolph Brown (1935)
 Roosevelt Brown (2002-04)
 Sylvester Brown (1971-72)
 Brent Broyles (1941)
 Richard Bryant (1975-76)
 Brian Bryden (1977-78)
 Buford Brymer (1950-52)
 Torgeir Bryn (1988-89)

Darius Buggs (1996)
 Alton Bundick (1936)
 Lance Burroughs (2003-06)
 Brandon Bush (2005-09)

C

James Calhoun (1945)
 Thomas Calhoun (1942)
 Willie Calvert (1970)
 Cullen Campbell (1933, 35)
 Gid Campbell (1935)
 Matt Canady (2005)
 Don Cansler (1946)
 George Carlisle (1946-49)
 Paul Carlisle (1940-42, 46)
 Ray Carroll (1983)
 Alex Carter (1985)
 Steve Castillo (1965)
 Raymond Cavness (1921, 25)
 John Chatfield (1962-65)
 Ernest Chesney (1968-71)
 Billy Christie (1983-84)
 Billy Clark (1972, 74-76)
 John Clark (1983-85)
 Kevin Clark (1986-87)
 Solomon Clark (1996-97)
 Travis Clark (1995)
 Clay Click (1999-2002)
 Aubrey Clover
 Addison Coers (1947-48)
 John Coers (1921)
 Archie Cole (1957)
 Joe Cole (1954-56)
 Bruce Coleman (1984)
 Calvin Coleman (1980)
 Jeremiah Coleman (2003)
 Celester Collier (1974-75)
 J.B. Conley (2009-11)
 Terry Conerway (2002-04)
 George Conner (1991-92)
 Hvell Conner (1924)
 Chester Cook (1967-68)
 Trevor Cook (2005-06)
 Joseph Cooper (1993)
 Marcus Cooper (1992)
 Jack Coppage (1932)
 William Corder (1938)
 Travis Cornett (1971-74)
 Clifford Couser (1929)
 Davis Cox (1935)
 Jack Crawley (1942)
 Glen Crisp (1968)
 Maxwell Curry (1990)
 Steve Cutrer (1982-83)

D

Pence Dacus (1952-54)
 Elmer Dahlberg (1948, 50)
 Claude Daily (1924-26)
 Ray Danielak (1983-85, 87)
 Harold Daniels (1948-49)
 Rudy Davalos (1958-60)
 O.L. Davis (1922)
 Ryan Davis (1988-89)
 Frank Delks (1941)
 Michael Determan (1992-93)
 Frank Dickinson (1938-39)

Anthony Dill (2004-05)
 Ray Dixon (1926-27)
 Alfred Douglas (1980-81)
 Charles Dotson (2005-06)
 Walter Driskill (1945)
 Phil Dugger (1966-67)

E

Ron Ediger (1985)
 A. Ellis (1938)
 Cliff Ellis (1998-99)
 Johnny Ellis (1945)
 Matton Ellis (1925)
 Dain Ervin (2000-2002)
 Dale Ethridge (1961)
 Claude Evans (1930-31)
 Randy Evans (1974-75)
 Brian Ewell (1993)

F

Morris Farr (1990)
 Walter Faselser (1933-34)
 Bruce Featherston (1971-74)
 Mitch Ferguson (1984-85)
 Mike Fitzhugh (1973-76)
 Aaron Flick (2000)
 Manny Flores (2000-2001)
 Sterling Forbes (1985-86)
 Tim Ford (1985)
 Don Forester (1946)
 Jeff Foster (1996-99)
 Lawrence Fowler (1979-82)
 Wayne Fowler (1946)
 Rufus Frenzel (1927-28)
 Gregg Frizzell (1988-91)
 Jeff Frnka (1975-77)
 Steve Frontz (1975-78)
 Matt Fullenwider (2006-08)

G

Henry Garcia (1963-66)
 Pete Garcia (1935-36)
 Rick Garrison (1982-83)
 Ward Gary (1925)
 Frank Gensberg (1928, 30-31)
 Mose Gensberg (1935)
 Lewis Germer (1934-35)
 Walter Germer (1931-34)
 Lewis Gilcrease (1951-53)
 Buster Gillis (1949-51)
 Aubrey Glover (1929-33)
 Geoff Golden (1997)
 Josh Goellner (2004)
 Nick Goellner (2003-04)
 Eliezar Gordon (1987-88)
 Clyde Gott (1933-34)
 Ty Gough (2007-09)
 Joe Goynes (1985-86)
 Keron Graves (1985)
 Bruce Gregg (1960-61)
 Greg Gensing (1978-79)
 Greg Gruesendorf (1941)
 Rudolfo Guerrero (1942)

H

Paul Hackett (1969, 71)

Ted Haese (1940, 42)
 Dylan Hale (2009-10)
 Daryl Hamilton (1999-2000)
 Lance Harper (1989-90)
 Jon Hass (1987-90)
 Floyd Harden (1927)
 Justin Hardin (1998-99)
 Charles Hartman (1940)
 Donald Harvey (1986)
 Richard Hastings (1994-95)
 Tim Haynes (1984, 86)
 Nate Haynes (1977-80)
 James Heffernan (1963-65)
 Andre Hensley (1989-90)
 Gerald Henry (1965)
 Jack Henry (1950)
 Bobby Henson (1960-62)
 George Henson (1938-39)
 James Hetrick (1945)
 A.D. Hildreth (1920-23)
 Rodney Hill (1990-91)
 Bryan Hobbs (1999-2002)
 Elijah Hobley (1996-97)
 Ken Hockless (1990)
 Connie Hoffman (1963)
 Keith Hoffman (1957)
 Maurice Hoffman (1941)
 Brent Holder (2006-08)
 Everett Holmes (1942-43, 46)
 Mike Honeycutt (1992)
 Ardis Hopper (1929-30)
 Hershel Hopson (1925)
 Aubrey Horner (1953-56)
 Carroll Horton (1928)
 Howard Horton (1933-34)
 Jack Horton (1920-23)
 Albert Houston (1933-34)
 Desi Howard (1994-95)
 Floyd Howard (1949)
 Harold Howard (1981)
 Charley Howell (1933)
 Michael Howze (1987)
 John Hunt (1962-64)

I

Kenyatta Isable (1997-98)

J

Perry Jackson (1969-71)
 Roshun Jackson (2008-10)
 Corey Jefferson (2007-09)
 James Jennings (1928)
 Maurice Jennings (1921)
 Alfred Johnson (1926-27)
 Cameron Johnson (2007-11)
 Jeremy Johnson (2005-06)
 Marcus Johnson (2002)
 Ross Johnson (1995-98)
Travis Jones (2010-)
 Kevin Joshua (1993)
 Milton Jowers (1933-35)

K

Ed Kallina (1923-24)
 Claude Kellam (1920-22)
 Jeff Kelley (1978-80)



ALL-TIME LETTERMEN

Tom Kerr (1982-83)
 George Kiel (2006-07)
 Quadell Kimble (1995-96)
 Blake King (1972)
 Preston King (1935)
Jordan Kirschke (2010-)
Reid Koenen (2010-)
 Didier Kollo (2006-07)
 J.L. Kristoff (1942)
 Bill Krueger (1955)

L

Marvin Lamar (1932-34)
 Michael Lane (1998-00)
 Bernie Lang (1982)
 Chris Langhorne (2004-06)
 John Lammert (1984)
 B. Lanier (1933)
 Earl Lankford (1956-57, 60-61)
 Kurt Lauer (1983-84)
 Fritz Lehnhoff (1939-40)
 Dwayne Lenox (1966-68)
 Carey Lewis (1986)
 Dudley Lindsey (1941-42, 46-47)
 F.W. Lindsey (1929)
 Jimmy Littleton (1943, 47-49)
 Howard Lockhart (1958-60)
 Carter Lomax (1939-41)
 James Long (1995)
 Tony Long (1995)
 Terry Lowman (1920, 22-24)
 Guenther Luckenbach (1946)
 Norman Lunday (1964)

M

Lacester Mabry (1941-42, 46)
 Jimmy Mackey (1973)
 Dennis Malone (1997)
 Tony Malveaux (1981)
 Russ Marcinek (1992)
 Tony Marion (1993)
 J.T. Marshall (1988)
 Donte Mathis (1996-99)
 Edgar Mayer (1933)
 Charles Martin (1927)
 J.C. Maze (1949-52)
 Leland McCall (1988-89)
 E.V. McCarty (1938-39)
 Mac McCoulskey (1962-63)
 Jermal McCoy (1995-97)
 Lynn McDonald (1974-77)
 Vernon McDonald (1950-52)
 Anthony McElroy (1978-79)
 Chris McKinney (1992)
 Tom Mikesell (1972-73)
 Tom Milford (1956)
 Frank Miller (1961-62)
 Willie Mills (1986-87)
 Eric Moore (1994)
 Kelvin Moore (1984-86)
 Max Moore (1978)
 John Morgan (1989, 91)
 Carlos Morris (1997-98)
 Jack Morton (1924-25)
 Dylan Moseley (2005-09)
 Gary Mullen (1966-69)
 Brett Murry (1990)

Kevin Murray (1982-83)

N

Josh Naylor (2004-05)
 Mike Nelson (1977)
 Steve Niles (1980)
 Louis Nix (1935)
 Orval Nix (1934)

O

Jimmy O'Banion (1951-53)
 Morris Ogden (1965-67)
 Charles Oldham (1942)
 Mats Ostberg (1989-91)
 Andre Oupoh (2005)
 Bill Overall (1965-67)

P

James Patrick (1978-80)
 Cordell Patrick (1981)
 Evan Patterson (2004-05)
 Doug Pederson (1980-81)
 Joe Peery (1953-55)
 Vannie Perkins (1920)
 Brian Petro (1987-88)
 Herman Phillips (1936-38)
 Weldon Phillips (1936-38)
 Marvin Pittman (1947)
 Steve Plummer (1980)
 Brendon Polyblank (2000)
 Nick Ponder (2004-05)
 Russell Ponds (1993-94)
 Cecil Pounds (1983)
 David Pratkan (1965-66)
 James Prewitt (1954)
 Manual Puente (1981-82)

R

Charles Ramsay (1921)
 Paul Reed (1986-87)
 Randy Reinagel (1988)
 Alan Rheaume (1970-73)
 Ralph Rhodes (1969-70)
 Shon Ridge (1992-93)
 Brady Riches (2000-03)
Eddie Rios (2010-)
 Bobby Roberts (1955-57)
 Charles Robertson (1935)
 Jason Rogers (2005-06)
 James Rosebrock (1978-80)
 Mike Ross (1994)
 Kevin Russell (1985-86)
 John Rybak (2008-10)

S

Robert Salisbury (1992)
 Francis Sanders (1933)
 Marshall Sanders (1987-88)
 Robert Sanford (1945)
 Dameon Sansom (1994-97)
 Max Schleder (1998)
 Donnie Schmeltekopf (1961)
 Steve Schmidt (1977)
 Jeff Schneider (1980-81)
 Jon Schulte (1995)

Danny Scott (1959)
 Gerald Scott (2000-2002)
 Dave Segler (1950-51)
 Uriel Segura (2009-11)
 Joe Sells (1924)
 Albert Shands
 Henry Shands (1922)
 Pete Shands (1921)
 Terry Shanks (1947)
 Charles Sharp (1958-60)
 Pat Shaw (1945)
 Marvin Sheaffer (1935)
 Emmitt Shelton (1922-25)
 Robert Shelton (1970)
 Grady Simmons (1949-50)
 Greg Singleton (1982-85)
 James Slaughter (1963-64)
 Jack Sledge (1920)
 Jonathan Sloan (2007- 11)
 Mike Smallwood (1970-71)
 Slaven Smiljanic (2001-2002)
 Gordon Smith (1943)
 Jasper Smith (1999-00)
 Jumbo Smith (1927-28)
 Morris Smith (1929)
 Carlos Sneed (1935-36)
 Wayne Sneed (1980-81)
 Eldon Spannagel (1942)
 Roger Speed (1980-81)
 Charles Spurlin (1978-81)

Matt Staff (2010-)

Theo Stephens (1998)
 A.J. Stewart (2010)
 Hoyt Stewart (1941-43)
 Michael Stewart (1991)
 Chris Stich (1993-94)
 Kevin Stiner (1986-89)
 Earl Stobaugh (1946)
 Norman Strandtman (1932-35)
 Russell Strandtman
 Joe Sutton (1951-52)
 David Sykes (2000-03)

T

Amos Tamblin
 Lionel Tatum (1940-42)
 Gordon Taylor (2006-08)
 Willie Terrell (1970-71)
 Brandon Thomas (2006-08)
 Nate Thomas (1970-72)
 B.A. Tidwell (1922)
 Bo Titsworth (1945)
 Larry Toliver (1973)
 Lester Topperwein (1939-41)
 Charles Trcka (1960-62)
 Art Trilli (1976-77)
 Byron Tully (1974)
 Melford Turner (1955)
 Erhel Tuttle (1934-35)

V

Frank Vance (1924)
 Joe Vance (1928-29)
 George Vest (1926-27)
 Robert Via (1929-31)
 Bob Vincent (1959)
 Duane Vincent (1955-57)

W

Lynwood Wade (1993-94)
 Vernon Walenta (1942)
 Dexter Wallace (1982-83)
 Rodney Walton (1996-97)
 N.S. Ward (1926-28)
 Harry Warren (1923)
 Troy Washington (1991-92)
 Woodrow Washington (1940)
 John Weder (1953-54)
 Keith Westerman (1981-82)
 Markee White (2004-05)
 Ryan White (2007-11)
 Boonie Wilkening (1957-60)
 Antwon Williams (2006-07)
 Arthur Williams (1984)
 Arvel Williams (1935)
 Patrick Williams (1985-88)
 Tim Williams (1980-81)
 Wesley Williams (1997-2000)
 W.B. Wilson (1934-35)
 Daniel Wishom (1977)
 Joddie Witte (1958)
 Maurice Womack (1934-35)
 Ivan Woods (1939-41)
 Roy Worley (1934-36)
 Jack Worthington (1959-60)
 Bailey Wright (1927-28)
 Gerald Wright (1987-88)

Y

Melih Yavsaner (2001-2002)
Brooks Ybarra (2010-)

Z

Scott Zimmerman (1996)
 Charlie Zunker (1929, 32-33)
 Walter Zunker (1935)



TEXAS STATE'S ALL-TIME RECORD

Season	G	W	L	PCT.	CONFERENCE	W	L	PCT	Season	G	W	L	PCT.	CONFERENCE	W	L	PCT
1920-21	14	3	11	.214					1965-66	27	16	11	.593	Lone Star	10	4	.714
1921-22	15	5	10	.333					1966-67	26	14	12	.538	Lone Star	7	7	.500
1922-23	10	3	7	.300					1967-68	23	13	10	.565	Lone Star	9	5	.643
1923-24	17	8	9	.471					1968-69	26	16	10	.615	Lone Star	9	5	.643
1924-25	15	3	12	.200					1969-70	27	12	15	.444	Lone Star	10	4	.714
1925-26	13	2	11	.154					1970-71	26	15	11	.577	Lone Star	13	7	.650
1926-27	19	8	11	.421					1971-72	28	19	9	.678	Lone Star	13	5	.722
1927-28	17	10	7	.588					1972-73	24	13	11	.542	Lone Star	10	8	.555
1928-29	19	10	9	.526					1973-74	31	19	12	.613	Lone Star	12	6	.667
1929-30	19	15	4	.789					1974-75	27	17	10	.630	Lone Star	9	5	.643
1930-31	17	12	5	.706					1975-76	28	14	14	.500	Lone Star	8	8	.500
1931-32	17	9	8	.529					1976-77	26	8	18	.308	Lone Star	5	7	.416
1932-33	17	8	9	.471					1977-78	26	20	6	.769	Lone Star	11	3	.785
1933-34	18	6	12	.333					1978-79	36	29	7	.806	Lone Star	12	2	.857
1934-35	20	8	12	.400					1979-80	31	19	12	.613	Lone Star	6	8	.429
1935-36	19	13	6	.684					1980-81	27	17	10	.630	Lone Star	7	7	.500
1936-37	20	12	8	.600					1981-82	26	16	10	.615	Lone Star	8	6	.571
1937-38	21	14	7	.667					1982-83	28	18	10	.643	Lone Star	9	5	.625
1938-39	23	9	14	.391					1983-84	26	14	12	.538	Lone Star	8	6	.571
1939-40	21	10	11	.476					1984-85	26	6	20	.231	Gulf Star	2	6	.333
1940-41	23	13	10	.567					1985-86	28	6	22	.214	Gulf Star	1	9	.100
1941-42	21	13	8	.619					1986-87	28	13	15	.464	Gulf Star	5	5	.500
1942-43	18	12	6	.667					1987-88	31	9	22	.290	Southland	6	8	.429
1943-44	No team-World War II								1988-89	30	13	17	.433	Southland	6	8	.429
1944-45	13	0	13	.000					1989-90	28	13	15	.464	Southland	9	5	.643
1945-46	21	3	18	.143					1990-91	27	10	17	.370	Southland	4	10	.286
1946-47	24	8	16	.333					1991-92	27	7	20	.259	Southland	4	14	.222
1947-48	24	10	14	.417					1992-93	27	14	13	.519	Southland	9	9	.500
1948-49	23	12	11	.522					1993-94	32	25	7	.781	Southland	14	4	.778
1949-50	23	13	10	.565					1994-95	26	12	14	.462	Southland	7	11	.389
1950-51	26	21	5	.808					1995-96	26	11	15	.423	Southland	7	11	.389
1951-52	31	30	1	.968	Lone Star	12	0	1.000	1996-97	29	16	13	.552	Southland	10	6	.625
1952-53	24	21	3	.875	Lone Star	8	2	.800	1997-98	28	17	11	.607	Southland	10	6	.625
1953-54	22	17	5	.773	Lone Star	8	2	.800	1998-99	28	19	9	.679	Southland	13	5	.722
1954-55	25	20	5	.800	Lone Star	8	4	.667	1999-00	29	12	17	.414	Southland	8	10	.444
1955-56	23	16	7	.699	Lone Star	8	4	.667	2000-01	28	13	15	.464	Southland	10	10	.500
1956-57	29	22	7	.759	Lone Star	11	3	.786	2001-02	28	12	16	.429	Southland	10	10	.500
1957-58	22	18	4	.818	Lone Star	11	3	.786	2002-03	28	17	12	.586	Southland	11	9	.550
1958-59	33	27	6	.818	Lone Star	13	1	.929	2003-04	28	13	15	.464	Southland	8	8	.500
1959-60	33	29	4	.879	Lone Star	13	1	.929	2004-05	28	14	14	.500	Southland	8	8	.500
1960-61	31	23	8	.742	Lone Star	13	1	.929	2005-06	27	3	24	.111	Southland	1	15	.063
1961-62	28	15	13	.536	Lone Star	7	7	.500	2006-07	29	9	20	.310	Southland	4	12	.250
1962-63	23	9	14	.391	Lone Star	3	9	.250	2007-08	29	13	16	.448	Southland	6	10	.375
1963-64	23	13	10	.567	Lone Star	7	5	.583	2008-09	30	14	16	.467	Southland	7	9	.438
1964-65	24	13	11	.542	Lone Star	7	5	.583	2009-10	31	15	16	.484	Southland	9	7	.562
									2010-11	31	16	15	.516	Southland	10	6	.625
									TOTALS	2,192,181	1,011	.539		Southland Total	183	203	.474



ALL-TIME GAME-BY-GAME RESULTS

1920-21 Overall: 3-12

Coach: O.W Strahan

Opponent	W/L	Score
Texas	L	6-34
Texas	L	4-31
Southwestern	L	13-24
Howard Payne	L	16-21
Howard Payne	W	25-19
Southwestern	L	23-25
San Marcos Academy	L	18-19
SAM HOUSTON STATE	L	12-25
SAM HOUSTON STATE	L	9-32
Howard Payne	W	15-8
Howard Payne	W	16-12
Simmons	L	4-34
Simmons	L	11-19
San Marcos Academy	L	10-30
San Marcos Academy	L	11-38

1921-22 Overall: 5-9-1

Coach: O.W Strahan

Opponent	W/L	Score
Staples	W	46-16
San Antonio Independent	-	NA
Texas	L	10-55
Texas	L	15-42
San Antonio Independent	L	10-25
Southwestern	L	7-26
North Texas	L	8-44
North Texas	L	16-30
San Marcos Academy	W	20-16
Southwestern	L	13-44
San Marcos Academy	T	28-28
Trinity	L	17-18
Trinity	W	22-14
Sam Houston State	L	9-14
Sam Houston State	W	22-14
San Marcos Academy	W	30-19

1922-23 Overall: 3-7

Coach: O.W Strahan

Opponent	W/L	Score
Trinity	W	25-5
Trinity	W	33-9
West Texas	W	29-15
Southwestern	L	10-16
Southwestern	L	26-30
West Texas	L	14-30
San Antonio Ind.	L	12-27
San Antonio Ind.	L	26-29
North Texas	L	18-24
North Texas	L	18-24

1923-24 Overall: 8-9

Coach: O.W Strahan

Opponent	W/L	Score
San Antonio Ind.	L	11-32
San Antonio Ind.	L	28-43
St. Edward's	L	11-23
St. Edward's	L	11-41
Austin College	W	25-13
Austin College	W	21-12
North Texas	L	23-27
North Texas	W	21-12
Simmons Univ.	W	22-14
Simmons Univ.	L	15-17
Southwestern	W	25-15
Southwestern	L	14-28
East Texas	W	44-8

East Texas	W	37-18
Austin College	W	18-17
North Texas	L	20-25
North Texas	L	15-21

1924-25 Overall: 3-12

Coach: Henry G. Shands

Opponent	W/L	Score
St. Edward's	W	32-19
Austin College	W	20-7
West Texas	L	24-27
West Texas	L	17-27
St. Edward's	L	19-31
Southwestern	L	21-34
Southwestern	L	12-22
North Texas	L	21-23
North Texas	L	19-25
Southwestern	W	16-15
Southwestern	L	16-20
Sam Houston State	L	18-29
Sam Houston State	L	15-35
Stephen F. Austin	L	22-26
Stephen F. Austin	L	26-27

1925-26 Overall: 2-11

Coach: Henry G. Shands

Opponent	W/L	Score
St. Mary's	W	30-18
St. Mary's	L	28-30
St. Edward's	L	23-31
St. Edward's	L	20-26
St. Mark's Ind.	W	31-26
St. Edward's	L	16-27
St. Edward's	L	22-31
Southwestern	L	15-27
Southwestern	L	23-26
Southwestern	L	17-26
Southwestern	L	18-31
North Texas	L	20-27
North Texas	L	20-24

1926-27 Overall: 8-11

Coach: Henry G. Shands

Opponent	W/L	Score
Austin College	W	No Score
Austin College	W	No Score
Austin College	L	20-39
St. Mark's	L	25-35
St. Mary's	W	23-20
St. Mary's	W	27-21
St. Edward's	L	15-16
Stephen F. Austin	W	21-17
Stephen F. Austin	W	35-30
Daniel Baker	L	19-43
Daniel Baker	L	22-27
East Texas	L	15-20
East Texas	L	18-30
North Texas	L	15-26
North Texas	L	26-32
Southwestern	W	18-17
Southwestern	L	25-36
St. Edward's	L	23-29
St. Edward's	W	28-17

1927-28 Overall: 10-7

Coach: Henry G. Shands

Opponent	W/L	Score
St. Edward's	W	36-14

Southwestern	W	26-23
St. Mary's	W	26-22
Abilene Christian	L	31-44
Abilene Christian	W	40-25
McMurry	W	25-19
McMurry	L	29-33
St. Edward's	W	36-32
St. Mary's	W	36-32
North Texas	W	34-18
North Texas	L	17-34
Daniel Baker	L	32-35
Daniel Baker	W	32-27
Abilene Christian	L	25-41
Abilene Christian	L	24-31
Southwestern	W	28-23
St. Edward's	L	17-21

1928-29 Overall: 10-9

Coach: Henry G. Shands

Opponent	W/L	Score
Texas	L	16-45
Texas	L	18-27
St. Edward's	W	20-18
St. Edward's	W	29-22
Schreiner	W	40-39
Schreiner	W	39-29
Daniel Baker	W	47-30
Daniel Baker	L	22-35
North Texas	L	23-28
North Texas	L	21-26
East Texas	L	20-35
East Texas	L	22-23
St. Edward's	W	39-29
McMurry	L	20-26
McMurry	W	20-14
Southwestern	W	25-16
Southwestern	W	28-10
Abilene Christian	W	36-25
Abilene Christian	L	25-35

1929-30 Overall: 15-4

Coach: Henry G. Shands

Opponent	W/L	Score
Second Infantry	W	36-13
Texas	L	22-32
Texas	W	27-24
St. Mark's	W	42-30
St. Edward's	W	37-19
St. Edward's	W	34-17
Southwestern	W	21-16
Southwestern	W	17-8
McMurry	W	15-11
McMurry	W	34-23
Texas A&I	W	40-15
Texas A&I	W	30-17
Howard Payne	W	37-22
North Texas	L	14-24
North Texas	L	15-17
Schreiner	W	34-33
Schreiner	W	34-30
Daniel Baker	W	34-25
Daniel Baker	L	13-20

1930-31 Overall: 12-5

Coach: Henry G. Shands

Opponent	W/L	Score
Kelly Field Fliers	W	23-21
St. Edward's	W	40-19
St. Edward's	W	27-14



ALL-TIME GAME-BY-GAME RESULTS

Texas A&M	L	20-23
Texas A&M	L	25-38
Southwestern	W	20-14
Southwestern	W	23-15
Sam Houston State	L	20-25
Stephen F. Austin	W	39-21
North Texas	W	32-23
East Texas	W	17-14
Texas A&I	W	31-18
East Texas	L	22-37
Texas A&I	W	31-18
Sam Houston State	W	31-22
Sam Houston State	W	22-20
Stephen F. Austin	L	24-28

1931-32 Overall: 10-7

Coach: Henry G. Shands

Opponent	W/L	Score
Medina County	W	24-13
Texas	L	14-26
Trinity	W	45-8
Trinity	W	26-18
St. Edward's	W	30-25
Sam Houston State	L	32-53
Stephen F. Austin	L	25-29
Southwestern	W	18-14
Southwestern	W	31-22
North Texas	L	22-41
East Texas	W	30-29
Stephen F. Austin	W	26-22
East Texas	L	27-35
North Texas	W	33-17
Sam Houston State	L	24-26
Sam Houston State	L	20-33
Texas	W	24-23

1932-33 Overall: 8-9

Coach: Henry G. Shands

Opponent	W/L	Score
Dr. Pepper	W	35-19
Texas	L	12-42
Texas	L	13-49
Southwestern	W	28-24
Southwestern	W	29-25
North Texas	L	22-33
Scheiner	W	28-19
Trinity	W	24-18
Schreiner	W	26-24
North Texas	L	15-24
East Texas	W	26-24
Sam Houston State	L	17-39
Stephen F. Austin	L	24-35
Trinity	W	39-24
East Texas	L	21-29
Stephen F. Austin	L	24-36
Sam Houston State	L	21-45

1933-34 Overall: 6-12

Coach: Henry G. Shands

Opponent	W/L	Score
Magnolia of Austin	L	30-36
Texas	L	22-40
Texas	L	22-64
Cherry Barbers	L	21-29
Southwestern	W	28-11
Trinity	W	45-31
Schreiner	W	19-18
Trinity	W	35-22
East Texas	L	24-27
North Texas	L	26-28

Schreiner	L	23-38
Stephen F. Austin	L	25-27
Southwestern	W	22-21
North Texas	W	34-21
East Texas	L	18-42
Sam Houston State	L	22-38
Sam Houston State	L	25-33
Stephen F. Austin	L	35-44

1934-35 Overall: 8-12

Coach: Henry G. Shands

Opponent	W/L	Score
Kauffman	W	33-28
St. Edward's	L	21-24
Texas	L	23-47
San Antonio YMCA	W	43-39
Texas	L	26-38
Texas A&I	L	23-30
Schreiner	L	17-29
Texas A&M	L	23-28
Southwestern	L	24-29
East Texas	L	26-42
East Texas	L	31-35
Southwestern	W	32-24
Texas Lutheran	W	32-12
North Texas	W	19-18
Schreiner	W	36-29
Stephen F. Austin	L	29-39
North Texas	W	30-27
Sam Houston State	W	43-27
Sam Houston State	L	15-32
Stephen F. Austin	L	36-41

1935-36 Overall: 13-6

Coach: Joe Bailey Cheaney

Opponent	W/L	Score
Westmoreland	W	37-21
Texas	W	35-33
Westmoreland	W	62-29
Texas	L	21-25
Binger's Pharmacy	W	39-20
St. Mary's	W	35-25
International Club	W	33-29
Howard Payne	W	32-29
St. Edward's	W	28-23
Stephen F. Austin	L	31-46
Texas A&I	W	50-22
St. Mary's	W	47-18
Sam Houston State	W	51-45
Howard Payne	L	30-36
East Texas	L	15-27
North Texas	W	20-16
North Texas	W	32-28
Sam Houston State	L	30-32
Stephen F. Austin	L	28-29

1936-37 Overall: 12-8

Coach: Joe Bailey Cheaney

Opponent	W/L	Score
Westmoreland	W	50-19
Texas	W	24-20
Texas	L	12-30
Westmoreland	W	51-18
Austin Butter Krust	W	29-15
Schreiner	W	34-19
Schreiner	W	41-17
2nd Medical Regiment	W	51-19
Southwestern	W	32-21
Stephen F. Austin	L	22-27
Sam Houston State	L	24-40

North Texas	L	27-30
Sam Houston State	W	33-28
Randolph A.F.B.	W	33-29
East Texas	L	25-39
Univ. of Mexico	W	50-30
St. Edward's	W	34-16
East Texas	L	32-38
North Texas	L	26-27
Stephen F. Austin	L	29-32

1937-38 Overall: 14-7

Coach: Joe Bailey Cheaney

Opponent	W/L	Score
Texas	W	33-31
Texas	L	16-22
St. Edward's	W	43-30
St. Edward's	W	43-19
McMahon	W	40-29
Cotulla	W	54-14
Cotulla	W	59-20
Baylor	L	31-32
Shiner	W	40-35
Randolph A.F.B.	W	43-18
Stephen F. Austin	L	23-42
St. Mary's	W	47-29
Sam Houston State	L	26-28
Stephen F. Austin	L	32-40
McMahon	W	41-36
Texas A&I	W	31-16
East Texas	W	30-29
North Texas	L	22-30
East Texas	W	42-39
Sam Houston State	W	25-20
North Texas	L	25-35

1938-39 Overall: 9-14

Coach: Joe Bailey Cheaney

Opponent	W/L	Score
Texas	L	31-57
Texas	L	31-45
U. of San Antonio	W	43-24
U. of San Antonio	W	48-22
Dale	W	46-27
Shiner	L	20-27
McMahon	L	28-29
Texas A&I	W	40-30
Stephen F. Austin	L	26-56
Sam Houston State	L	30-39
Austin Butter Krust	W	43-34
Southwestern	W	39-24
East Texas	L	35-44
St. Edward's	W	35-24
Texas A&I	L	30-38
Sam Houston State	L	30-41
Southwestern	W	32-31
North Texas	L	26-37
East Texas	L	35-54
Schreiner	W	50-23
North Texas	L	30-37
Stephen F. Austin	L	36-48
Schreiner	L	32-33

1939-40 Overall: 10-11

Coach: George Vest

Opponent	W/L	Score
Texas	L	28-52
Schreiner	W	44-29
Texas	L	43-55
Tarleton	W	47-36
Randolph Field	L	38-41



ALL-TIME GAME-BY-GAME RESULTS

Randolph Field	W	34-33
St. Mary's	W	38-31
St. Mary's	W	49-42
Stephen F. Austin	L	38-48
McMurry	W	54-28
North Texas	L	35-50
East Texas	L	25-39
Texas A&I	W	47-29
Randolph Field	L	41-43
Sam Houston State	W	43-34
Sam Houston State	L	42-46
Stephen F. Austin	L	35-60
East Texas	L	37-49
Texas A&I	W	39-17
North Texas	W	41-39
Schreiner	L	30-54

1940-41 Overall: 13-10

Coach: George Vest

Opponent	W/L	Score
St. Edward's	W	31-21
St. Edward's	W	60-31
Texas	L	36-52
Schreiner	W	48-34
Texas	L	30-40
North Texas	W	46-38
Sam Houston State	W	44-29
Stephen F. Austin	L	35-47
Howard Payne	W	56-48
Texas A&I	W	54-32
Abilene Christian	W	35-30
Abilene Christian	W	37-25
St. Mary's	L	40-44
North Texas	W	51-35
Sam Houston State	L	43-48
St. Mary's	W	44-41
East Texas	L	39-41
Sam Houston State	L	28-56
Stephen F. Austin	L	29-47
Stephen F. Austin	L	42-51
Schreiner	W	35-30
North Texas	L	42-53
East Texas	W	53-47

1941-42 Overall: 13-8

Coach: George Vest

Opponent	W/L	Score
Baylor	L	39-40
Texas	L	30-55
Texas	L	36-50
Howard Payne	W	45-36
Southeast Oklahoma	W	48-36
Abilene Christian	W	45-44
Abilene Christian	W	36-31
St. Mary's	W	40-38
Texas A&I	W	52-25
Howard Payne	W	45-40
St. Mary's	L	30-34
Texas A&I	W	45-34
San Antonio Ind.	W	57-29
North Texas	W	45-31
North Texas	L	39-50
East Texas	L	24-44
East Texas	L	41-42
Stephen F. Austin	W	48-40
Sam Houston State	W	41-34
Sam Houston State	W	47-37
Stephen F. Austin	L	38-45

1942-43 Overall: 12-6

Coach: Joe Bailey Cheaney

Opponent	W/L	Score
Seguin Ind.	W	58-28
Texas	L	27-47
Texas	L	47-56
Duncan Field	W	39-28
Duncan Field	W	48-31
Randolph Field	W	43-39
Brooks Field	W	52-26
Stephen F. Austin	W	56-41
Stephen F. Austin	L	39-40
Army YMCA	W	76-40
Sam Houston State	W	64-44
Sam Houston State	W	48-38
Brooks Field	W	61-51
Army YMCA	W	70-42
North Texas	L	49-72
North Texas	L	45-57
East Texas	W	57-53
East Texas	L	36-55

1944-45 Overall: 0-13

Coach: O.W. Strahan

Opponent	W/L	Score
Post Officers	L	39-54
Post PT	L	27-45
North Texas	L	37-45
Post PT	L	31-42
Stephen F. Austin	L	17-25
Sam Houston State	L	25-43
Sam Houston State	L	25-45
North Texas	L	36-59
East Texas	L	27-30
Sam Houston State	L	41-46
Sam Houston State	L	30-44
Stephen F. Austin	L	25-49
Eagle Pass Air Base	L	33-71

1945-46 Overall: 3-18

Coach: O.W. Strahan

Opponent	W/L	Score
Navigation School	L	23-36
Navigation School	L	33-59
Navigation School	L	29-31
PDC Headquarters	L	27-51
PDC Headquarters	L	31-41
McCloskey	L	28-38
McCloskey	L	27-34
Kelly Field	L	30-53
Kelly Field	L	36-53
Southwestern	L	37-65
East Texas (OT)	L	38-40
Sam Houston State	L	42-60
Southwestern	L	45-64
Houston	L	57-62
North Texas	L	53-60
East Texas	L	36-49
North Texas	W	52-41
Houston	L	55-62
Stephen F. Austin	L	46-55
Sam Houston State	W	63-45
Stephen F. Austin	W	57-44

1946-47 Overall: 8-16

Coach: Milton Jowers

Opponent	W/L	Score
San Antonio ATC	L	39-61

St. Mary's	L	42-46
San Antonio ATC	L	49-76
St. Mary's	W	40-28
Southeastern Oklahoma	L	34-47
Southeastern Oklahoma	L	40-44
Brooke Army	L	73-82
Brooke Army	W	71-63
Ward Island	L	35-44
Ward Island	W	58-52
Texas	L	37-68
Houston	L	39-55
Sam Houston State	L	66-79
Stephen F. Austin	L	55-88
Trinity	W	76-22
East Texas	L	68-81
North Texas	L	48-76
East Texas	W	66-59
North Texas	L	44-62
Stephen F. Austin	W	70-38
Houston	L	60-96
Trinity	W	67-64
Sul Ross	W	77-45
Sam Houston State	L	58-86

1947-48 Overall: 10-14

Coach: Milton Jowers

Opponent	W/L	Score
Lackland AFB	W	69-57
Abilene Christian	L	59-60
St. Mary's	L	34-42
St. Mary's	W	84-59
Abilene Christian	L	51-64
McMurry	W	49-48
Howard Payne	L	40-58
Howard Payne	W	62-53
Brooke Army	W	68-58
Brooke Army	W	55-52
Lackland AFB	W	70-61
Stephen F. Austin	W	74-62
North Texas	L	56-58
Houston	L	49-61
Trinity	W	51-49
Sam Houston State	L	58-66
Stephen F. Austin	L	70-74
East Texas	L	57-61
Texas	L	32-62
North Texas	L	60-71
East Texas	L	45-56
Trinity	L	56-57
Houston	L	60-61
Sam Houston State	W	81-70

1948-49 Overall: 12-11

Coach: Milton Jowers

Opponent	W/L	Score
Howard Payne	W	50-45
Howard Payne	W	61-47
Abilene Christian	L	50-57
McMurry	L	54-61
Lackland AFB	W	65-57
Southwestern	W	59-43
Southwestern	W	70-41
Lackland AFB	L	68-78
Brooke Army	W	55-52
Texas A&I	W	60-41
Texas A&I	W	62-41
North Texas	L	41-57
East Texas	L	59-61
Stephen F. Austin	L	55-57
Trinity	W	61-53



ALL-TIME GAME-BY-GAME RESULTS

North Texas	W	60-52
East Texas	L	56-58
Trinity	W	61-60
Sam Houston State	L	52-53
Houston	L	52-53
Houston	L	68-71
Sam Houston State	W	71-70
Stephen F. Austin	L	46-82

1949-50 Overall: 13-10

Coach: Milton Jowers

Opponent	W/L	Score
Howard Payne	W	55-54
Howard Payne	W	54-52
Trinity	L	52-53
McMurry	W	55-42
Corpus Christi	L	42-56
North Texas	L	39-45
Corpus Christi	W	56-43
East Texas	W	59-51
East Texas	W	68-52
Stephen F. Austin	L	61-78
Stephen F. Austin	L	51-81
Texas A&I	W	71-45
Texas A&I	W	62-45
Trinity	L	54-57
Sam Houston State	W	72-52
Sam Houston State	W	53-48
Stephen F. Austin	W	66-41
Stephen F. Austin	W	61-51
East Texas	W	52-51
East Texas	L	43-64
North Texas	L	41-48
Sam Houston State	L	44-47
Sam Houston State	L	63-67

1950-51 Overall: 21-5

Home: 10-0, Road: 8-4, Neutral: 3-1

Lone Star Conference: 7-1

Coach: Milton Jowers

Date	Opponent	W/L	Score
12/01/50	HOWARD PAYNE	W	76-53
12/02/50	HOWARD PAYNE	W	68-45
12/08/50	LAMAR	W	94-47
12/12/50	at Baylor	L	57-61
12/14/50	at Texas A&M	W	55-50
12/15/50	at Texas A&M	W	64-52
12/16/50	TEXAS A&M-KINGSVILLE	W	93-55
12/20/50	at Texas A&M-Kingsville	W	68-46
*01/03/51	at Sul Ross State	W	92-43
01/15/51	at North Texas	L	60-64
01/16/51	at North Texas	L	48-50
01/19/51	WHISKERED WIZARDS	W	59-51
01/26/51	at Trinity	W	62-47
*02/05/51	at Sam Houston State	W	66-43
02/06/51	at Lamar	W	52-48
*02/09/51	STEPHEN F. AUSTIN	W	65-36
*02/12/51	SUL ROSS STATE	W	58-25
02/17/51	TRINITY	W	68-58
*02/20/51	SAM HOUSTON STATE	W	66-41
*02/25/51	TEXAS A&M-COMMERCE	W	73-52
*02/26/51	at Stephen F. Austin	W	65-57
*03/05/51	at Texas A&M-Commerce	L	58-59
#03/07/51	NORTH TEXAS	W	79-57
#03/08/51	TEXAS TECH	W	54-53
\$03/11/51	MOREHEAD STATE	W	70-62
\$03/12/51	REGIS	L	64-80

*-Lone Star Conference Game

#-NAIA District Four Playoff Game

\$-NAIA National Tournament

1951-52 Overall: 30-1

Home: 10-0, Road: 16-0, Neutral: 4-1

Lone Star Conference: 12-0

Coach: Milton Jowers

Date	Opponent	W/L	Score
11/30/51	at Howard Payne	W	79-57
12/01/51	at Howard Payne	W	57-37
12/10/51	TRINITY	W	85-50
12/13/51	MCMURRY	W	87-41
12/14/51	ABILENE CHRISTIAN	W	80-51
12/15/51	ABILENE CHRISTIAN	W	82-46
12/18/51	TEXAS A&M-KINGSVILLE	W	83-35
*01/03/52	SUL ROSS STATE	W	83-27
01/04/52	at Baylor	W	58-56
*01/07/52	TEXAS A&M-COMMERCE	W	84-50
*01/09/52	EAST TEXAS BAPTIST	W	76-38
01/10/52	at McMurry	W	81-44
01/15/52	at Texas A&M-Kingsville	W	85-44
01/18/52	WHISKERED WIZARDS	W	69-45
01/19/52	at Trinity	W	96-57
*01/26/52	at Lamar	W	48-34
*01/28/52	at Sam Houston State	W	74-48
*02/04/52	SAM HOUSTON STATE	W	98-49
*02/08/52	at Stephen F. Austin	W	67-40
*02/11/52	at Sul Ross State	W	80-58
*02/18/52	STEPHEN F. AUSTIN	W	79-47
*02/22/52	LAMAR	W	73-35
*02/25/52	at Texas A&M-Commerce	W	75-68
*02/26/52	at East Texas Baptist	W	83-55
#03/05/52	EAST TEXAS BAPTIST	W	88-56
03/07/52	BROOKE ARMY	W	71-46
\$03/11/52	Arkansas Tech	W	97-53
\$03/12/52	New Mexico State	W	69-52
\$03/13/52	Lawrence Tech	W	65-57
\$03/14/52	Missouri St. (OT)	L	67-70
\$03/15/52	Portland	W	78-68

*-Lone Star Conference Game

#-NAIA District Four Playoff Game

\$-NAIA National Tournament

1952-53 Overall: 21-3

Home: 12-1, Road: 9-2, Neutral: 0-0

Lone Star Conference: 8-2

Coach: Milton Jowers

Date	Opponent	W/L	Score
12/02/52	BROOKE ARMY	W	82-70
12/04/52	at Trinity	W	76-53
12/08/52	HOWARD PAYNE	W	87-62
12/09/52	HOWARD PAYNE	W	87-61
12/13/52	at Baylor	W	69-56
12/15/52	at Brooke Army	W	69-55
12/18/52	MILLIKIN UNIVERSITY	W	83-82
12/19/52	PORTLAND	L	78-81
12/20/52	WASHBURN	W	81-62
01/02/53	MCMURRY	W	95-74
01/03/53	MCMURRY	W	94-58
*01/08/53	at Texas A&M-Commerce	L	66-83
01/12/53	at Abilene Christian	W	65-51
01/13/53	at Abilene Christian	W	73-61
01/19/53	TRINITY	W	81-55
01/26/53	at Sul Ross State	W	79-51
*01/27/53	at Sul Ross State	W	86-56
*02/02/53	SAM HOUSTON STATE	W	83-70
*02/06/53	LAMAR	W	72-50
*02/09/53	STEPHEN F. AUSTIN	W	82-61
*02/14/53	at Lamar	L	57-61
*02/16/53	at Sam Houston State	W	79-68
*02/19/53	at Stephen F. Austin	W	86-62
*02/24/53	TEXAS A&M-COMMERCE	W	69-60

*-Lone Star Conference Game

1953-54 Overall: 17-5

Home: 11-1, Road: 6-4, Neutral: 0-0

Lone Star Conference: 8-2

Coach: Milton Jowers

Date	Opponent	W/L	Score
12/1/53	BROOKE ARMY	W	79-69
12/4/53	at Howard Payne	W	105-87
12/5/53	at Howard Payne	L	67-72
12/8/53	at Baylor	L	57-79
12/9/53	ABILENE CHRISTIAN	W	74-47
12/10/53	ABILENE CHRISTIAN	W	74-59
12/18/53	at Brooke Army	W	84-69
*01/04/54	SUL ROSS STATE	W	64-44
*01/05/54	SUL ROSS STATE	W	70-48
01/07/54	at McMurry	W	74-52
01/08/54	at McMurry	L	57-58
01/11/54	TRINITY	W	92-38
*01/13/54	at Lamar	W	66-63
01/28/54	ST. EDWARD'S	W	70-63
*02/01/54	at Texas A&M-Commerce	L	54-71
*02/05/54	LAMAR	W	73-57
*02/08/54	at Sam Houston State	W	91-68
*02/11/54	TEXAS A&M-COMMERCE	L	51-53
*02/15/54	at Stephen F. Austin	W	79-64
02/20/54	TRINITY	W	98-73
*02/23/54	SAM HOUSTON STATE	W	94-70
*02/26/54	STEPHEN F. AUSTIN	W	92-58

1954-55 Overall: 20-5

Home: 12-0, Away: 8-4, Neutral: 0-1

Lone Star Conference: 8-4

Coach: Milton Jowers

Date	Opponent	W/L	Score
12/02/54	BROOKE ARMY	W	74-72
12/06/54	HOWARD PAYNE	W	101-46
12/07/54	HOWARD PAYNE	W	95-67
12/08/54	at North Texas	L	64-70
12/16/54	at St. Edward's	W	81-45
12/20/54	at Brooke Army	W	77-73
12/31/54	MCMURRY	W	95-61
01/01/55	MCMURRY	W	83-53
01/03/55	TEXAS A&M-KINGSVILLE	W	67-46
*01/07/55	at Sul Ross State	L	60-61
*01/08/55	at Sul Ross State	W	59-58
01/14/55	at Abilene Christian	W	71-68
*01/13/55	LAMAR	W	79-74
01/15/55	at Abilene Christian	W	72-63
01/24/55	MCKNEESE STATE	W	97-64
01/27/55	NORTH TEXAS	W	97-67
*01/31/55	TEXAS A&M-COMMERCE	W	80-74
*02/03/55	at Lamar	L	81-97
*02/07/55	SAM HOUSTON STATE	W	79-55
*02/10/55	at Texas A&M-Commerce	L	71-86
*02/14/55	STEPHEN F. AUSTIN	W	78-67
*02/17/55	at Texas A&M-Kingsville	W	73-45
*02/23/55	at Sam Houston State	W	98-95
*02/26/55	at Stephen F. Austin	W	83-70
*03/01/55	vs Texas A&M-Commerce	L	83-86

*-Lone Star Conference Game

1955-56 Overall: 16-7

Home: 9-3, Away: 7-4, Neutral: 0-0

Lone Star Conference: 8-4

Coach: Milton Jowers

Date	Opponent	W/L	Score
11/30/55	BROOKE ARMY	L	69-79
12/02/55	at Howard Payne	W	83-73
12/03/55	at Howard Payne	W	97-60
12/05/55	at McMurry	W	74-73
12/06/55	at McMurry	W	101-66



ALL-TIME GAME-BY-GAME RESULTS

*01/26/74	SAM HOUSTON STATE	W	69-67
*01/28/74	STEPHEN F. AUSTIN	W	62-58
*02/02/74	TEXAS A&M-COMMERCE	W	78-61
*02/04/74	TARLETON STATE	W	79-74
*02/09/74	at Angelo State	L	60-68
*02/11/74	at Sul Ross State	W	72-58
*02/16/74	ABILENE CHRISTIAN	W	94-80
*02/18/74	HOWARD PAYNE	W	70-63
*02/23/74	TEXAS A&M-KINGSVILLE	W	87-75
*02/28/74	at Stephen F. Austin	L	59-62

#-Alamo Classic, San Antonio
 \$-Wisconsin-Stevens Point Classic
 *-Lone Star Conference Game

1974-75 Overall: 17-10

Home: 6-4, Away: 8-4, Neutral: 3-2

Lone Star Conference: 9-5

Coach: Vernon McDonald

Date	Opponent	W/L	Score
11/25/74	at Texas Lutheran	W	88-81
11/27/74	at St. Mary's	L	60-75
11/30/74	CENTRAL OKLAHOMA	W	82-61
12/03/74	TEXAS LUTHERAN	W	89-71
#12/5/74	McMurry	W	96-83
#12/6/74	St. Edward's	W	81-72
#12/7/74	Howard Payne	W	99-92
12/09/74	ST. MARY'S	L	68-76
12/19/74	at Nuevo Leon	W	83-51
12/20/74	at Nuevo Leon	W	109-53
\$12/27/74	Texas Lutheran	L	74-75
\$12/28/74	Arkansas-Monticello	L	65-66
*01/03/75	ABILENE CHRISTIAN	W	81-60
*01/04/75	HOWARD PAYNE (OT)	W	77-76
*01/11/75	at Tarleton State	W	73-72
*01/13/75	at Angelo State	W	97-83
*01/14/75	at Sul Ross State	W	91-84
*01/20/75	TEXAS A&M-KINGSVILLE	W	96-79
*01/25/75	at Texas A&M-Commerce	L	75-86
*01/27/75	at Sam Houston State (OT)	W	74-72
*02/01/75	STEPHEN F. AUSTIN	L	73-83
*02/03/75	SUL ROSS STATE	W	94-68
*02/08/75	TEXAS A&M-COMMERCE	L	70-74
*02/10/75	SAM HOUSTON STATE	L	64-69
*02/15/75	at Stephen F. Austin	L	75-78
*02/20/75	at Texas A&M-Commerce	W	95-79
*02/23/75	at Howard Payne	L	68-83

#-Howard Payne Classic
 \$-Texas A&M-Kingsville Invitational
 *-Lone Star Conference Game
 ^-NAIA District 4 Playoff Game

1975-76 Overall: 14-14

Home: 9-4, Away: 3-10, Neutral: 2-0

Lone Star Conference: 8-8

Coach: Vernon McDonald

Date	Opponent	W/L	Score
11/25/75	at Texas Lutheran	W	63-62
11/26/75	SOUTHWESTERN	W	77-71
12/01/75	TEXAS LUTHERAN	W	86-66
12/03/75	at Texas A&M	L	74-107
#12/05/75	St. Edward's	W	98-66
#12/06/75	Abilene Christian	W	75-64
12/13/75	at Southwestern	L	69-83
12/19/75	ST. EDWARD'S	W	97-86
12/29/75	at Cameron	L	48-77
12/30/75	at Cameron	L	69-90
*01/05/76	at Angelo State (OT)	L	72-73
*01/07/76	at Howard Payne	L	56-66
*01/08/76	at Abilene Christian	W	88-80
*01/12/76	TARLETON STATE	W	96-71
*01/15/76	SUL ROSS STATE	W	76-70

01/17/76	ST. MARY'S	L	65-80
*01/19/76	ANGELO STATE	L	75-76
*01/21/76	at Texas A&M-Kingsville	W	80-77
*01/24/76	TEXAS A&M-COMMERCE	L	59-66
*01/26/76	SAM HOUSTON STATE	W	106-82
01/31/76	at Stephen F. Austin	L	71-72
*02/03/76	at St. Mary's	L	66-74
*02/07/76	at Texas A&M-Commerce	L	54-58
*02/09/76	at Sam Houston State	L	54-59
*02/14/76	STEPHEN F. AUSTIN	W	75-69
*02/18/76	TEXAS A&M-KINGSVILLE	W	89-75
*02/22/76	ABILENE CHRISTIAN	W	87-79
*02/23/76	ANGELO STATE	L	57-59

#-Howard Payne Classic
 *-Lone Star Conference Game

1976-77 Overall: 8-18

Home: 4-6, Away: 4-12, Neutral: 0-0

Lone Star Conference: 5-7

Coach: Vernon McDonald

Date	Opponent	W/L	Score
11/17/76	at St. Edward's	L	75-79
11/19/76	at Wisconsin-Eau Claire	L	47-61
11/20/76	at Wisconsin-Stout	L	52-56
11/22/76	at Wisconsin-Stevens Point	L	52-53
11/24/76	at Lakeland	L	59-65
11/26/76	at Wisconsin-Milwaukee	L	64-80
11/29/76	at Cameron	L	63-75
11/30/76	at Cameron	W	82-71
12/04/76	ST. MARY'S	L	56-72
12/06/76	TEXAS LUTHERAN	L	60-64
12/09/76	at Texas Lutheran	W	56-54
12/15/76	at St. Mary's	L	56-72
*01/08/77	HOWARD PAYNE	L	67-79
*01/10/77	TARLETON STATE	W	67-64
01/15/77	at Tarleton State	W	68-41
*01/17/77	at Texas A&M-Commerce	L	61-71
*01/22/77	ANGELO STATE	L	72-73
*01/24/77	ABILENE CHRISTIAN	W	74-67
*01/29/77	at Angelo State	L	69-70
*02/03/77	TEXAS A&M-KINGSVILLE	W	87-82
*02/05/77	STEPHEN F. AUSTIN	L	73-77
*02/07/77	SAM HOUSTON STATE	W	81-68
*02/12/77	at Sam Houston State	W	69-59
*02/14/77	at Stephen F. Austin	L	70-93
*02/17/77	at Texas A&M-Kingsville	L	46-55
02/20/77	ABILENE CHRISTIAN	L	64-68

*-Lone Star Conference Game

1977-78 Overall: 20-6

Home: 12-3, Away: 6-3, Neutral: 2-0

Lone Star Conference: 11-3

Coach: Dan Wall

Date	Opponent	W/L	Score
11/18/77	TEXAS WESLEYAN	W	98-89
11/22/77	at Southwestern	L	81-83
12/01/77	BISHOP COLLEGE	W	105-89
12/03/77	ST. MARY'S	L	68-70
#12/05/77	Texas Southern	W	70-61
#12/06/77	St. Mary's	W	64-63
12/80/77	at St. Edward's	W	84-56
12/10/77	SOUTHWESTERN	W	95-93
01/03/78	at Texas Lutheran	W	77-73
01/09/78	DALLAS BAPTIST	W	111-59
01/12/78	ST. EDWARD'S	W	112-63
*01/14/78	at Texas A&M-Commerce	L	81-96
*01/16/78	HOWARD PAYNE (OT)	L	89-91
*01/21/78	ANGELO STATE	W	94-64
*01/23/78	ABILENE CHRISTIAN	W	92-81
01/25/78	TEXAS LUTHERAN	L	90-94
*01/28/78	at Stephen F. Austin	W	82-81

*01/30/78	at Sam Houston State	W	86-81
*02/02/78	at Texas A&M-Kingsville	L	60-63
*02/04/78	SAM HOUSTON STATE	W	100-62
*02/06/78	STEPHEN F. AUSTIN	W	95-74
*02/11/78	HOWARD PAYNE	W	85-71
*02/13/78	TEXAS A&M-COMMERCE	W	79-61
*02/16/78	TEXAS A&M-KINGSVILLE	W	87-71
*02/18/78	at Abilene Christian	W	86-71
*02/20/78	at Angelo State	W	82-74

#-Alamo Classic
 *-Lone Star Conference Game

1978-79 Overall: 29-7

Home: 14-1, Away: 7-3, Neutral: 8-3

Lone Star Conference: 12-2

Coach: Dan Wall

Date	Opponent	W/L	Score
11/25/78	at Tulsa	L	85-101
11/29/78	at Bishop College	W	81-78
12/02/78	at Texas A&M	L	78-82
12/07/78	at Rice	W	63-62
\$12/15/78	Nicholls State	W	108-76
\$12/16/78	Northeast Oklahoma	W	93-64
&12/28/78	TENNESSEE STATE	W	60-59
&12/29/78	Drury College	L	74-81
12/30/78	Quincy College	L	67-81
01/08/79	WISCONSIN-EAU CLAIRE	W	54-53
01/10/79	MIDWESTERN STATE	W	84-62
*01/12/79	TEXAS A&M-COMMERCE	W	71-65
*01/15/79	HOWARD PAYNE	W	63-61
01/17/79	TEXAS COLLEGE	W	75-56
*01/20/79	at Angelo State	W	61-59
01/22/79	at Abilene Christian	W	81-77
*01/25/79	TEXAS A&M-KINGSVILLE	W	84-80
*01/29/79	SAM HOUSTON STATE	W	88-74
*02/01/79	STEPHEN F. AUSTIN	W	89-71
*02/03/79	at Sam Houston State	W	86-85
02/05/79	at Stephen F. Austin	W	66-55
*02/10/79	at Howard Payne	L	70-84
*02/12/79	TEXAS A&M-COMMERCE	L	31-33
*02/15/79	at Texas A&M-Kingsville	W	81-80
*02/17/79	ABILENE CHRISTIAN	W	76-69
*02/19/79	ANGELO STATE	W	69-57
*02/24/79	SAM HOUSTON STATE	W	87-82
*02/25/79	ABILENE CHRISTIAN	W	54-52
\$02/26/79	TEXAS A&M-COMMERCE	W	70-69
#03/03/79	Southwestern	W	81-74
#03/06/79	St. Mary's	W	72-71
^	Kentucky State	W	78-74
^	St. John's (Minn.)	W	79-75
^	Cameron (OT)	W	77-73
^	Henderson State	L	57-58
^	Midwestern State	W	101-88

\$-Wichita Falls Regents Classic
 &-Quincy Holiday Classic
 *-Lone Star Conference Game
 #-NAIA District 4 Playoffs
 ^-NAIA National Tournament

1979-80 Overall: 19-11

Home: 11-2, Away: 3-7, Neutral: 5-2

Lone Star Conference: 8-6

Coach: Dan Wall

Date	Opponent	W/L	Score
11/30/79	at Missouri	L	70-86
12/05/79	ST. MARY'S	W	94-56
12/07/79	CAL STATE NORTHRIDGE	L	78-83
#12/09/79	UC-SANTA BARBARA	W	68-69
12/10/79	at Pepperdine	L	77-87
12/15/79	PRARIE VIEW A&M	W	73-65
12/28/79	Hampton	W	70-60



2011-12 TEXAS STATE MEN'S BASKETBALL

ALL-TIME GAME-BY-GAME RESULTS

%-New Mexico Lobo Classic
 %-Jowers Jamboree
 *-Southland Conference game

1991-92 Overall: 7-20

Home: 4-11, Away: 3-9, Neutral: 0-0

Southland Conference: 6-8

Coach: Jim Wooldridge

Date	Opponent	W/L	Score
11/22/91	SMU	L	59-63
11/30/91	CONCORDIA LUTHERAN	W	91-85
12/02/91	HUSTON-TILLOTSON	W	86-54
12/07/91	at Rice	L	63-93
12/10/91	at Kentucky	L	36-82
12/14/91	BAYLOR	L	55-67
#12/20/91	at UAB	L	49-66
#12/21/91	PEPPERDINE	L	37-59
12/28/91	at Texas A&M	W	73-71
*01/02/92	at North Texas	L	64-71
*01/04/92	TEXAS-ARLINGTON	L	70-96
*01/09/92	NICHOLLS STATE	L	58-62
*01/11/92	MCNEESE STATE	L	55-56
*01/16/92	at Northwestern State	L	72-86
*01/18/92	at Louisiana-Monroe	L	65-78
*01/25/92	UTSA	L	68-70
*01/30/92	SAM HOUSTON STATE	W	85-55
*02/01/92	STEPHEN F. AUSTIN	L	44-48
*02/06/92	at McNeese State	W	65-59
*02/08/92	at Nicholls State	L	73-80
*02/10/92	NORTH TEXAS	L	52-70
*02/13/92	LOUISIANA-MONROE	L	42-59
*02/15/92	NORTHWESTERN STATE	W	81-68
*02/22/92	at UTSA	L	66-82
*02/27/92	at Stephen F. Austin	L	59-61
*02/29/92	at Sam Houston State	W	82-63
*03/02/92	TEXAS-ARLINGTON	L	63-80

#-UAB Invitational

*-Southland Conference game

1992-93 Overall: 14-13

Home: 9-5, Away: 5-8, Neutral: 0-0

Southland Conference: 9-9

Coach: Jim Wooldridge

Date	Opponent	W/L	Score
12/01/92	at SMU	L	60-90
12/04/92	at Miami	W	60-57
12/08/92	EAST CENTRAL	W	65-53
12/12/92	TEXAS WESLEYAN	W	87-60
12/16/92	GEORGIA STATE	W	73-62
12/19/92	at New Orleans	L	67-76
12/21/92	SAMFORD	W	75-71
*01/02/93	at Nicholls State	L	75-81
*01/04/93	at McNeese State	W	71-64
*01/07/93	SAM HOUSTON STATE	W	92-79
*01/09/93	STEPHEN F. AUSTIN	W	72-63
*01/11/93	at Baylor	L	81-89
*01/16/93	at UTSA	L	74-83
*01/21/93	at Louisiana-Monroe	L	66-77
*01/23/93	at Northwestern State	W	67-65
*01/28/93	NORTH TEXAS	W	83-73
*01/30/93	TEXAS-ARLINGTON	L	66-67
*02/04/93	at Stephen F. Austin	L	62-63
*02/06/93	at Sam Houston State	L	74-86
*02/08/93	NICHOLLS STATE	W	63-62
*02/13/93	UTSA	L	65-67
*02/18/93	NORTHWESTERN STATE	W	99-87
*02/20/93	LOUISIANA-MONROE	L	63-64
*02/25/93	at Texas-Arlington	W	78-70
*02/27/93	at North Texas	W	74-60
\$03/01/93	MCNEESE STATE	L	64-65
\$03/05/93	TEXAS-ARLINGTON	L	70-83

*-Southland Conference game
 \$-Southland Conference Tournament

1993-94 Overall: 25-7

Home: 15-0, Away: 6-5, Neutral: 4-2

Southland Conference: 14-4

Coach: Jim Wooldridge

Date	Opponent	W/L	Score
11/27/93	at Northern Arizona	L	86-96
12/2/93	EAST CENTRAL	W	71-60
12/6/93	at Missouri-Kansas City	W	55-54
12/11/93	TARLETON ST.	W	81-53
#12/15/93	vs Georgia State	W	79-73
412/17/93	vs Kansas State	L	58-59
12/18/93	MERCER	W	69-51
12/28/93	at Louisiana-Monroe	L	68-78
12/30/93	at Northwestern St.	L	82-92
01/03/94	Mo. VALLEY COLLEGE	W	64-54
*01/08/94	at UTSA	W	75-66
*01/14/94	SAM HOUSTON STATE	W	74-67
*01/16/94	STEPHEN F. AUSTIN	W	68-52
*01/20/94	at Nicholls	W	70-63
*01/22/94	at McNeese State	L	65-80
*01/27/94	NORTH TEXAS	W	72-53
*01/29/94	TEXAS-ARLINGTON	W	80-65
02/03/94	ORAL ROBERTS	W	75-73
*02/05/94	UTSA	W	79-62
*02/07/94	NORTHWESTERN STATE	W	76-64
*02/10/94	at Stephen F. Austin	L	61-63
*02/12/94	at Sam Houston State	W	62-49
02/14/94	MISSOURI-KANSAS CITY	W	78-58
*02/17/94	MCNEESE STATE	W	78-55
*02/19/94	NICHOLLS	W	72-62
*02/24/94	at Texas-Arlington	W	94-66
*02/26/94	at North Texas	W	86-83
*02/28/94	LOUISIANA-MONROE	W	89-60
\$03/04/94	vs Sam Houston State	W	65-56
\$03/05/94	vs Nicholls	W	68-65
\$03/06/94	vs North Texas	W	69-60
^03/17/94	vs Massachusetts	L	60-78

#-Nike Festival, Honolulu, Hawaii

*-Southland Conference game

\$-Southland Conference Tournament

^-NCAA Tournament

1994-95 Overall: 12-14

Home: 10-4, Away: 2-10, Neutral: 0-0

Southland Conference: 7-11

Coach: Mike Miller

Date	Opponent	W/L	Score
11/25/94	HARDIN-SIMMONS	W	85-52
11/28/94	at Southern Utah	L	49-83
12/04/94	NORTHERN ARIZONA	W	54-43
12/07/94	at Texas	L	60-105
12/14/94	PHILLIPS	W	76-64
12/21/94	ARKANSAS-LITTLE ROCK	W	66-65
*12/30/94	NORTH TEXAS	W	58-56
*01/01/95	TEXAS-ARLINGTON	W	69-66
*01/05/95	at Nicholls State	L	66-79
*01/07/95	at McNeese State	L	54-62
*01/12/95	STEPHEN F. AUSTIN	W	79-73
*01/14/95	SAM HOUSTON STATE	W	61-49
01/17/95	SOUTHERN UTAH	W	64-62
*01/21/95	at UTSA	L	59-69
*01/26/95	at Louisiana-Monroe	L	65-87
*01/28/95	at Northwestern State	W	64-63
*02/02/95	MCNEESE STATE	W	62-58
*02/04/95	NICHOLLS STATE	L	65-77
*02/09/95	at Sam Houston State	W	55-52
*02/11/95	at Stephen F. Austin	L	72-84
02/15/95	at Oral Roberts	L	65-81

*02/18/95	UTSA	L	82-86
*02/23/95	NORTHWESTERN STATE	L	73-78
*02/25/95	LOUISIANA-MONROE	L	65-78
*03/02/95	at North Texas	L	64-72
*03/04/95	at Texas-Arlington	L	64-80

1995-96 Overall: 11-15

Home: 8-6, Away: 3-9, Neutral: 0-0

Southland Conference: 7-11

Coach: Mike Miller

Date	Opponent	W/L	Score
11/25/95	SCHREINER	W	86-51
#12/1/95	HOFSTRA	W	68-66
#12/2/95	SAN FRANCISCO	L	42-70
12/09/95	UTEP	W	74-63
12/13/95	at Arkansas-Little Rock	L	63-72
12/17/95	LOYOLA-NEW ORLEANS	W	64-45
12/19/95	at New Mexico	L	62-72
12/22/95	at UTEP	L	48-58
*01/04/96	at Sam Houston State	L	66-75
*01/06/96	at Stephen F. Austin	L	62-63
*01/11/96	NICHOLLS STATE	W	61-52
*01/13/96	MCNEESE STATE	W	67-65
*01/18/96	at Louisiana-Monroe	W	61-56
*01/20/96	at Northwestern State	L	61-72
*01/22/96	TEXAS-ARLINGTON	W	80-72
*01/27/96	at UTSA	L	42-65
*02/01/96	STEPHEN F. AUSTIN	L	64-69
*02/03/96	SAM HOUSTON STATE	W	64-57
*02/08/96	at McNeese State	L	49-69
*02/10/96	at Nicholls State	W	67-61
*02/15/96	NORTHWESTERN STATE	L	41-57
*02/17/96	LOUISIANA-MONROE	L	60-75
*02/19/96	NORTH TEXAS	L	55-67
*02/24/96	UTSA	L	59-75
*02/29/96	at North Texas	L	60-67
*03/02/96	at Texas-Arlington	W	76-58

#-USF MetLife Classic

*-Southland Conference game

1996-97 Overall: 16-13

Home: 14-4, Away: 2-9, Neutral: 0-0

Southland Conference: 10-6

Coach: Mike Miller

Date	Opponent	W/L	Score
11/25/96	TEXAS SOUTHERN	W	78-73
#11/29/96	TROY STATE	L	52-85
#11/30/96	COASTAL CAROLINA	W	74-58
12/02/96	at Connecticut	L	49-66
12/07/96	at Centenary College	L	75-78
12/10/96	SAN DIEGO STATE (OT)	W	81-77
12/14/96	HARDIN-SIMMONS	W	71-45
12/21/96	at Lamar	L	67-73
&12/27/96	TULSA	L	60-76
&12/28/96	WESTERN ILLINOIS	L	61-68
*01/02/97	MCNEESE STATE	W	80-64
*01/04/97	NICHOLLS	W	82-73
*01/09/97	at Louisiana-Monroe	L	54-58
*01/11/97	at Northwestern State	W	65-58
*01/15/97	at Texas-Arlington	L	63-66
*01/18/97	SAM HOUSTON STATE	W	75-60
*01/20/97	STEPHEN F. AUSTIN	W	86-71
*01/25/97	at UTSA	W	100-86
*01/30/97	NORTHWESTERN STATE	W	87-77
*02/01/97	LOUISIANA-MONROE	W	72-62
*02/06/97	at Nicholls	L	73-76
*02/08/97	at McNeese State	L	70-87
*02/15/97	UTSA	W	86-78
*02/20/97	TEXAS-ARLINGTON	W	64-63
*02/27/97	at Stephen F. Austin	L	55-65
*03/01/97	at Sam Houston State	L	69-71



ALL-TIME GAME-BY-GAME RESULTS

\$03/07/97	MCNEESE STATE	W	76-59
\$03/08/97	LOUISIANA-MONROE	W	74-64
*03/14/97	MINNESOTA	L	46-78

#-CVC Classic

&-All-College Tournament, Oklahoma City

*-Southland Conference game

\$\$-Southland Conference Tournament

^--NCAA Tournament

1997-98

Overall: 17-11

Home: 9-3, Away: 6-6, Neutral: 2-2

Southland Conference: 9-6

Coach: Mike Miller

Date	Opponent	W/L	Score
11/22/97	at Oklahoma	L	68-81
11/26/97	at San Diego State	L	57-79
11/29/97	CENTENARY	W	70-68
12/02/97	at Texas Southern	W	68-64
#12/5/97	vs Coppin State	L	59-60
#12/6/97	vs Texas Southern	W	83-74
12/13/97	SOUTHWESTERN	W	73-55
12/17/97	LAMAR	W	77-64
12/22/97	SAMFORD	W	82-64
12/28/97	at Tulsa	L	69-81
*01/03/98	at La.-Monroe	W	78-67
*01/08/98	TEXAS-ARLINGTON	W	70-52
*01/10/98	STEPHEN F. AUSTIN	W	76-56
*01/15/98	at Nicholls State	L	56-74
01/17/98	at La.-Monroe	W	90-78
*01/22/98	at Sam Houston State	L	56-59
*01/24/98	at McNeese State	L	63-72
*01/29/98	UTSA (OT)	L	63-64
*02/05/98	NICHOLLS STATE	L	81-85
*02/07/98	SOUTHEASTERN LOUISIANA	W	86-74
*02/09/98	SAM HOUSTON STATE	W	85-71
*02/12/98	at Texas-Arlington	W	73-63
*02/14/98	at Stephen F. Austin	W	70-66
*02/19/98	LA.-MONROE	W	68-67
*02/21/98	NORTHWESTERN STATE (OT)	L	80-82
*02/26/98	at UTSA	W	76-65
\$03/04/98	vs La.-Monroe	W	90-87
\$03/06/98	vs Nicholls State	L	71-79

#-Iowa State Tournament

*-Southland Conference game

\$\$-Southland Conference Tournament

1998-99

Overall: 18-8

Home: 9-5, Away: 8-2, Neutral: 1-1

Southland Conference: 13-5

Coach: Mike Miller

Date	Opponent	W/L	Score
11/13/98	WISCONSIN-GREEN BAY	W	71-44
11/24/98	at Baylor	W	70-62
11/29/98	at Missouri	L	51-69
#12/4/98	NEBRASKA	L	54-63
#12/5/98	DAVIDSON	L	64-68
12/08/98	HOWARD PAYNE	W	100-44
12/15/98	NEW MEXICO HIGHLANDS	W	92-57
12/21/98	at Samford	W	70-63
12/28/98	LOUISIANA-MONROE	L	63-64
*01/02/99	at McNeese State	L	54-61
*01/04/99	at Lamar	W	85-84
*01/07/99	STEPHEN F. AUSTIN	W	72-53
*01/09/99	TEXAS-ARLINGTON	W	66-45
*01/14/99	at Southeastern Louisiana	W	77-66
*01/16/99	at Nicholls State	W	72-64
*01/21/99	at Sam Houston State	W	67-54
*01/23/99	UTSA	L	56-60
*01/28/99	NORTHWESTERN STATE	W	75-72
*02/06/99	at Louisiana-Monroe	W	69-65
*02/11/99	NICHOLLS STATE	L	57-64

*02/13/99	SOUTHEASTERN LOUISIANA	W	65-51
*02/18/99	STEPHEN F. AUSTIN	W	82-66
*02/20/99	SAM HOUSTON STATE	W	73-65
*02/27/99	at UTSA	W	91-77
\$03/05/99	vs McNeese State	W	92-82
\$03/06/99	vs UTSA	L	63-71

#-Nebraska Invitational

*-Southland Conference game

\$\$-Southland Conference Tournament

1999-00

Overall: 12-17

Home: 8-8, Away: 4-9, Neutral: 0-0

Southland Conference: 6-10

Coach: Mike Miller

Date	Opponent	W/L	Score
11/22/99	COLORADO CHRISTIAN	W	91-66
#11/26/99	UC-IRVINE	L	46-69
#11/27/99	SAN DIEGO	W	72-65
12/04/99	at St. Louis	L	52-76
12/06/99	TEXAS-DALLAS	W	88-63
12/15/99	TEXAS SOUTHERN	L	64-71
12/18/99	at Wisconsin-Green Bay	L	44-55
12/21/99	at Texas Tech	L	68-77
*12/28/99	at Texas-Arlington	L	68-88
*12/30/99	at Sam Houston State	L	79-84
01/03/00	CENTENARY	L	56-59
*01/06/00	NICHOLLS STATE	W	62-52
*01/08/00	SOUTHEASTERN LOUISIANA	W	67-56
*01/13/00	LAMAR	W	74-73
*01/15/00	MCNEESE STATE	L	70-75
*01/20/00	at Louisiana-Monroe	L	68-77
*01/24/00	at Stephen F. Austin	W	70-63
*01/29/00	at UTSA	L	86-90
*02/03/00	SAM HOUSTON STATE	L	57-59
*02/05/00	TEXAS-ARLINGTON	W	89-66
*02/10/00	at Southeastern Louisiana	W	72-53
*02/12/00	at Nicholls State	W	66-59
*02/17/00	NORTHWESTERN STATE	L	56-58
*02/19/00	LOUISIANA-MONROE	L	75-82
*02/24/00	at McNeese State	L	73-77
*02/26/00	at Lamar	L	61-71
*03/04/00	UTSA	W	77-69
\$03/07/00	at UTSA	W	88-86
\$03/09/00	LAMAR	L	50-53

#-Oklahoma Tournament

*-Southland Conference game

\$\$-Southland Conference Tournament

2000-01

Overall: 13-15

Home: 7-5, Away: 6-10, Neutral: 0-0

Southland Conference: 10-10

Coach: Dennis Nutt

Date	Opponent	W/L	Score
11/18/00	ST. EDWARDS	W	77-62
11/21/00	at Centenary	L	63-70
11/25/00	at Houston	L	59-73
11/28/00	at Texas A&M-Corpus Christi	W	79-74
12/02/00	at Texas	L	60-90
12/07/00	STEPHEN F. AUSTIN	L	47-49
12/09/00	TEXAS-ARLINGTON	W	78-69
12/16/00	TEXAS LUTHERAN	W	104-55
12/20/00	at Oklahoma	L	48-96
*12/30/00	at McNeese State	L	76-84
*01/06/01	at Southeastern Louisiana	W	55-53
*01/08/01	at Nicholls	L	63-68
*01/13/01	LAMAR	W	77-73
*01/15/01	SAM HOUSTON STATE	W	80-72
*01/20/01	at Louisiana-Monroe	L	79-91
*01/22/01	at Northwestern State	L	70-76
*01/27/01	at UTSA	L	69-77
*02/05/01	MCNEESE STATE	L	83-89
*02/10/01	at Stephen F. Austin	W	54-53

*02/12/01	at Texas-Arlington	W	77-65
*02/15/01	LOUISIANA-MONROE	W	71-67
*02/17/01	NORTHWESTERN STATE	L	76-87
*02/19/01	UTSA	L	85-90
*02/24/01	at Sam Houston State	W	72-69
*02/26/01	at Lamar	W	50-44
*03/01/01	SOUTHEASTERN LOUISIANA	W	71-67
*03/03/01	NICHOLLS	L	71-75
\$03/06/01	at UTSA	L	69-71

*-Southland Conference game

\$\$-Southland Conference Tournament

2001-02

Overall: 12-16

Home: 7-6, Away: 5-10, Neutral: 0-0

Southland Conference: 10-10

Coach: Dennis Nutt

Date	Opponent	W/L	Score
11/17/01	SCHREINER	W	108-71
11/19/01	at UT-Pan American	L	67-73
11/25/01	at Texas A&M-Corpus Christi	W	99-89
11/28/01	at TCU	L	88-91
12/01/01	at Stephen F. Austin	L	64-75
12/04/01	at Arkansas	L	68-90
12/08/01	MCNEESE STATE	L	66-76
12/16/01	at Houston	L	62-89
*12/20/01	SAM HOUSTON STATE	W	70-67
*12/22/01	LAMAR	L	77-78
*01/03/02	NICHOLLS	W	87-66
*01/05/02	SOUTHEASTERN LOUISIANA	L	55-60
01/08/02	UT-PAN AMERICAN	L	73-77
*01/12/02	MCNEESE STATE	L	71-76
*01/17/02	at Northwestern State	L	63-90
*01/19/02	at Louisiana-Monroe	L	57-70
*01/24/02	STEPHEN F. AUSTIN	L	67-72
*01/26/02	TEXAS-ARLINGTON	W	100-84
*01/31/02	at Sam Houston State	L	82-96
*02/02/02	at Lamar	W	91-84
*02/08/02	NORTHWESTERN STATE	W	85-69
*02/10/02	LOUISIANA-MONROE	W	60-51
*02/16/02	at UTSA	W	81-68
*02/21/02	at Southeastern Louisiana	W	64-62
*02/23/02	at Nicholls	W	72-59
*02/26/02	at Texas-Arlington	L	59-63
*02/28/02	UTSA	W	70-59
\$03/04/02	at UTSA	L	83-99

*-Southland Conference game

\$\$-Southland Conference Tournament

2002-03

Overall: 16-13

Home: 13-2, Away: 3-11, Neutral: 0-0

Southland Conference: 11-9

Coach: Dennis Nutt

Date	Opponent	W/L	Score
11/26/02	MARY HARDIN-BAYLOR	W	84-63
11/29/02	at Texas Southern	W	79-71
12/4/02	at Baylor	L	71-92
12/9/02	HOUSTON	W	68-59
12/14/02	HARDIN-SIMMONS	W	89-43
12/17/02	NEW ORLEANS	W	92-81
12/21/02	at Arkansas	L	60-70
*12/28/02	at McNeese State	L	64-74
*12/30/02	at Stephen F. Austin	L	58-66
*01/02/03	at Louisiana-Monroe	L	74-77
*01/04/03	at Northwestern State	L	61-62
*01/09/03	SAM HOUSTON STATE	W	69-60
*01/11/03	LAMAR	W	68-55
*01/16/03	MCNEESE STATE	W	91-53
*01/23/03	at Texas-Arlington	W	58-53
*01/25/03	UTSA	W	85-76
*01/30/03	at Nicholls	W	52-48
*02/01/03	at Southeastern Louisiana (OT)	L	77-82



ALL-TIME GAME-BY-GAME RESULTS/DAVALOS VS. OPPONENTS

*01/10/09	UT ARLINGTON	W	87-76	911
*01/14/09	at A&M-Corpus Christi	L	64-89	1741
*01/17/09	at Central Arkansas	L	72-77	1832
*01/21/09	SAM HOUSTON STATE	L	75-79	2851
*01/24/09	LAMAR	L	65-71	1650
*01/28/09	at UTSA	L	76-86	3039
*01/31/09	at UT Arlington	W	80-78	870
*02/04/09	SOUTHEASTERN LOUISIANA	W	84-82	1713
*02/08/09	at McNeese State	L	79-85	832
*02/11/09	A&M-CORPUS CHRISTI	L	59-70	1511
*02/14/09	at Lamar	W	71-67	4942
*02/21/09	NICHOLLS (OT)	W	71-66	1372
*02/25/09	at Stephen F. Austin	L	52-68	2365
*02/28/09	NORTHWESTERN STATE	W	98-65	1506
*03/04/09	UTSA	W	80-66	1875
*03/07/09	at Sam Houston State	L	82-92	1792
\$03/12/09	vs Nicholls	L	75-80	1042

#-Verizon Wireless Tip Off Classic, Honolulu, Hawaii
 *-Southland Conference game
 \$-Southland Conference Tournament

2009-10 Overall: 15-16

Home: 11-3, Away: 4-10, Neutral: 0-3

Southland Conference: 9-7

Coach: Doug Davalos

Date	Opponent	W/L	Score	Att.
11/13/09	HOWARD PAYNE	W	102-67	2520
\$11/16/09	at Arizona State	L	62-84	5457
\$11/17/09	vs Cal State Northridge	L	82-85	5622
11/21/09	at New Orleans	L	55-67	477
\$11/23/09	vs Wisconsin-Milwaukee	L	77-96	887
\$11/24/09	at TCU (3OT)	L	99-108	741
12/01/09	A&M-INTERNATIONAL	W	71-60	1023
12/05/09	UTPA	W	80-70	896

12/07/09	at SMU	L	86-94	1787
12/12/09	at Texas	L	54-87	14304
12/19/09	at DePaul	L	69-86	7032
12/29/09	TEXAS LUTHERAN	W	95-70	930
01/02/10	SMU	W	91-86	987
01/05/10	OKLA. PANHANDLE STATE	W	69-57	1007
*01/09/10	at UT Arlington	W	64-60	635
*01/13/10	A&M-Corpus Christi	L	59-68	1033
*01/16/10	CENTRAL ARKANSAS	W	76-74	1031
*01/20/10	at Sam Houston State	L	64-95	1787
*01/23/10	at Lamar (OT)	W	97-92	3454
*01/27/10	UTSA	W	76-62	3519
*01/30/10	UT ARLINGTON	L	78-82	2531
*02/03/10	at Southeastern Louisiana	L	66-75	909
*02/06/10	MCNEESE STATE	W	95-88	2012
*02/10/10	at A&M-Corpus Christi	L	60-63	1665
*02/13/10	LAMAR	W	81-67	1991
*02/20/10	at Nicholls	L	63-66	334
*02/24/10	STEPHEN F. AUSTIN	L	70-77	2291
*02/27/10	at Northwestern State	W	89-75	1111
*03/03/10	at UTSA	W	83-76	2354
*03/06/10	SAM HOUSTON STATE (OT)	W	101-97	1387
#03/10/10	vs Southeastern Louisiana (OT)	L	78-79	1437

\$-NIT Tip Off Tourneant
 *-Southland Conference game
 #-Southland Conference Tournament

2010-11 Overall: 16-16

Home: 11-3, Away: 3-9, Neutral: 2-4

Southland Conference: 10-6

Coach: Doug Davalos

Date	Opponent	W/L	Score	Attend
11/12/10	SUL ROSS STATE	W	89-62	2326
11/16/10	LONG ISLAND	L	67-91	3327

11/20/10	at UTPA	W	76-63	1084
11/24/10	OUR LADY OF THE LAKE (OT)	L	126-127	872
11/27/10	NORTH TEXAS	L	77-81	1711
12/04/10	at Houston Baptist	L	81-88	860
12/11/10	at Texas	L	65-101	11932
12/16/10	vs Texas Southern	L	64-78	312
12/19/10	at North Texas	L	62-85	2362
\$12/22/10	vs Mississippi	L	72-83	814
\$12/23/10	vs Appalachian State	W	79-68	896
\$12/24/10	vs Northeastern	L	78-86	548
12/31/10	UT TYLER	W	80-59	1013
01/04/11	UTPA	W	82-70	1113
*01/08/11	NORTHWESTERN STATE	W	84-71	1136
*01/15/11	at McNeese State	L	92-97	672
*01/19/11	SAM HOUSTON STATE	W	95-91	2150
*01/22/11	at UTSA	L	84-88	2856
*01/26/11	A&M-CORPUS CHRISTI	W	73-62	2728
*01/29/11	at UT Arlington	L	66-83	1071
*02/02/11	STEPHEN F. AUSTIN	W	66-61	2497
*02/05/11	NICHOLLS	W	75-60	2164
*02/09/11	at Central Arkansas	W	85-61	767
*02/12/11	UT ARLINGTON	W	79-71	2397
*02/15/11	at A&M-Corpus Christi	W	66-61	1268
*02/19/11	at Stephen F. Austin (OT)	L	70-73	2385
*02/23/11	SOUTHEASTERN LA.	W	82-69	2210
*02/26/11	UTSA	W	82-80	3527
*03/02/11	at Lamar University	L	102-113	3187
*03/05/11	at Sam Houston State	L	52-68	1408
#03/09/11	vs Southeastern La.	W	72-68	1292
#03/10/11	vs McNeese State	L	83-91	1831

\$-ESPN Governor's Cup
 *-Southland Conference game
 #-Southland Conference Tournament

DOUG DAVALOS VS. OPPONENTS

vs Alcorn State	1-0
vs Appalachian State	1-0
vs Arizona State	0-1
vs Arkansas-Little Rock	0-1
vs Baylor	0-1
vs Cal State Fullerton	1-0
vs Cal State Northridge	0-1
vs Centenary	0-2
vs Central Arkansas	4-1
vs Colgate	0-1
vs Dallas Baptist	2-0
vs DePaul	0-1
vs Houston Baptist	0-1
vs Howard Payne	1-0
vs Huston-Tillotson	2-0
vs Jacksonville State	1-0
vs Kennesaw State	1-0
vs Lamar	3-4
vs Long Island	0-1
vs McMurry	1-0
vs McNeese State	1-5
vs Mississippi	0-1
vs New Orleans	0-2
vs Nicholls	3-3
vs North Texas	0-3
vs Northeastern	0-1

vs Northern Colorado	1-1
vs Northwestern State	4-1
vs Oklahoma Panhandle State	1-0
vs Our Lady of the Lake	0-1
vs Paul Quinn	1-0
vs Prairie View A&M	2-0
vs Rice	0-2
vs St. Edwards	1-0
vs Sam Houston State	3-7
vs San Francisco	0-1
vs Schreiner	1-0
vs SMU	1-2
vs Southeastern Louisiana	3-4
vs Southwest Assemblies	1-0
vs Stephen F. Austin	1-7
vs Sul Ross State	1-0
vs TCU	0-1
vs Texas	0-5
vs Texas-Arlington	5-5
vs Texas-El Paso	0-1
vs Texas-Pan American	5-2
vs Texas-Permian Basin	1-0
vs Texas-San Antonio	7-3
vs Texas-Tyler	1-0
vs Texas A&M	0-1
vs Texas A&M-Corpus Christi	3-7

vs Texas A&M-International	2-0
vs Texas Lutheran	1-0
vs Texas Southern	0-1
vs Wisconsin-Milwaukee	0-1
vs Wyoming	0-1



ALL-TIME SERIES RECORD

Opponent	W-L	(Last)	Howard Payne	56-34	(2010)	Northeastern	0-1	(2010)	Stephen F. Austin	67-97	(2011)
Abilene Christian	42-18	(2003)	Huston-Tillotson	5-0	(2008)	Northern Arizona	1-1	(1994)	Sul Ross State	52-4	(2010)
Alaska-Anchorage	0-2	(2003)	Idaho State	1-0	(1989)	Northern Colorado	2-2	(2009)	Tarleton State	21-3	(1977)
Alcorn State	2-0	(2004)	Incarnate Word	1-0	(1990)	Northern Illinois	0-1	(1990)	TCU	0-3	(2009)
American	1-0	(1989)	Iowa	0-1	(1988)	Northern Michigan	0-1	(1961)	Tennessee A&I	3-1	(1959)
Anderson (Ind.)	1-0	(1973)	Jacksonville State	1-0	(2007)	Northwestern State	25-23	(2011)	Tennessee State	1-0	(1978)
Angelo State	16-14	(1973)	Kansas State	0-2	(1993)	Northwestern Oklahoma	1-0	(1978)	Texas	5-40	(2010)
Appalachian State	1-0	(2010)	Kennesaw State	1-0	(2007)	Nuevo Leon	2-0	(1974)	Texas-Dallas	2-0	(1999)
Arizona State	0-1	(2009)	Kentucky	0-1	(1991)	Oglethorpe	0-1	(1965)	Texas-Permian Basin	1-1	(2006)
Arkansas	0-3	(2005)	Kentucky State	1-0	(1979)	Oklahoma	0-3	(2000)	Texas-Tyler	2-0	(2010)
Arkansas-Little Rock	1-3	(2006)	Kenyon College	1-0	(1965)	Oklahoma Baptist	0-1	(1962)	Texas A&M	3-11	(2007)
Arkansas-Monticello	0-1	(1974)	Lakehead University	2-0	(1971)	Oklahoma Panhandle State	1-0	(2010)	Texas A&M-Corpus Christi	5-7	(2011)
Arkansas Tech	1-0	(1952)	Lakeland	0-2	(1976)	Ole Miss	0-1	(2010)	Texas A&M-Kingsville	65-18	(1984)
Austin College	8-1	(1961)	Lamar	27-26	(2011)	Oral Roberts	1-2	(1995)	Texas A&M-International	2-0	(2010)
Ball State	0-1	(1988)	Lawrence Tech	1-0	(1952)	Our Lady of the Lake	0-1	(2010)	Texas College	1-0	(1979)
Baylor	3-12	(2006)	Lenoir-Rhyne	1-0	(1959)	Pacific	0-1	(2003)	Texas Lutheran	24-7	(2009)
Bishop College	2-0	(1978)	Lewis and Clark	1-0	(1983)	Paul Quinn	1-0	(2007)	Texas Southern	6-7	(2010)
Boise State	0-1	(1986)	Linfield	1-0	(1959)	Penn State	0-1	(1989)	Texas Tech	1-0	(1999)
Cal State Fullerton	1-0	(2008)	Long Beach State	0-1	(1986)	Pepperdine	0-3	(1991)	Texas Wesleyan	8-2	(1992)
Cal State Northridge	0-2	(2010)	Long Island	0-1	(2010)	Phillips	2-1	(1994)	Toledo	First Meeting	
Cameron	2-3	(1979)	Louisiana-Monroe	16-22	(2006)	Portland	1-1	(1952)	Trinity	29-13	(1973)
Centenary	2-3	(2006)	Louisiana College	0-1	(1968)	Prairie View A&M	8-3	(2008)	Troy	0-1	(1996)
Central Arkansas	4-1	(2011)	Louisiana Tech	1-0	(1960)	Purdue	0-1	(2003)	Tulsa	0-4	(2003)
Central Connecticut	1-0	(1961)	LSU	0-1	(1987)	Quincy	0-1	(1978)	U.S. International	1-1	(1986)
Central Missouri	1-0	(1966)	Lubbock Christian	1-0	(1982)	Randolph Field	5-1	(1937)	UAB	0-2	(1991)
Central Oklahoma	1-0	(1974)	Maine	1-1	(1991)	Regis College	0-1	(1951)	UC-Irvine	0-1	(1999)
Coastal Carolina	1-0	(1996)	Manhattan	2-0	(1990)	Rice	3-6	(2008)	UC-Santa Barbara	1-0	(1979)
Colgate	0-1	(2007)	Mary Hardin-Baylor	3-0	(2002)	Rochester College	2-0	(2004)	Upper Iowa State	1-0	(1957)
Colorado	0-1	(1980)	Massachusetts	0-1	(1994)	St. Edward's	46-17	(2005)	Utah	0-1	(2005)
Colorado State	0-1	(2004)	McMahon	2-1	(1939)	St. Gregory's	1-0	(2004)	Utah Valley State	1-1	(2005)
Connecticut	0-1	(1961)	McMurry	39-8	(2008)	St. John's (Minn.)	1-0	(1979)	UT Arlington	30-23	(2011)
Concordia Lutheran	1-0	(1991)	McNeese State	17-31	(2011)	St. Louis	0-2	(1999)	UTEP	0-3	(2006)
Coppin State	1-1	(2003)	Medina County	1-0	(1931)	St. Mark's	2-1	(1929)	UT Pan American	11-20	(2011)
Dallas Baptist	2-0	(2007)	Mercer	1-0	(1993)	St. Mary's	39-27	(1984)	UTSA	21-30	(2011)
Davidson	0-2	(1998)	Miami	1-0	(1992)	St. Thomas	1-0	(1971)	Washburn	1-0	(1952)
DePaul	0-1	(2009)	Midwestern State	4-1	(1981)	Samford	3-0	(1998)	Waterloo	1-0	(1965)
Drury	0-1	(1978)	Millikin	1-0	(1952)	Sam Houston State	92-80	(2011)	Wayland Baptist	2-0	(1980)
Duquesne	1-0	(1987)	Minnesota	0-1	(1997)	San Antonio Independant	1-5-1	(1942)	Weber State	0-1	(2003)
East Central	2-0	(1993)	Minnesota-Duluth	1-0	(1966)	San Diego	0-2	(1999)	West Texas	1-3	(1924)
East Texas Baptist	7-1	(1970)	Mississippi Valley	1-0	(1988)	San Diego State	1-2	(1997)	Western Illinois	0-2	(1996)
East Texas	51-66	(1970)	Missouri	0-3	(1985)	San Francisco	0-1	(2008)	Westminster College	2-0	(1960)
Emporia State	0-2	(1966)	Missouri-Kansas City	2-0	(1994)	San Marcos Academy	2-3	(1922)	Westmoreland	4-0	(1936)
Fordham	First Meeting		Missouri S&T	0-1	(1952)	Savannah State	1-0	(1960)	Wiley	1-0	(1970)
Fort Hays	1-0	(1959)	Missouri State	0-2	(1952)	Schreiner	17-5	(2009)	William Jewell	1-0	(1960)
Georgia Southern	0-1	(1965)	Missouri Valley College	1-0	(1994)	Second Infantry	1-0	(1929)	Windsor-Canada	1-0	(1965)
Georgia State	2-0	(1993)	Montana	0-1	(1990)	Seguin	1-0	(1942)	Wisconsin-Eau Claire	1-3	(1979)
Gonzaga	0-1	(1990)	Morehead State	1-0	(1951)	Simmons	1-3	(1924)	Wisconsin-Green Bay	1-1	(1999)
Grambling	4-3	(1987)	Nebraska	0-1	(1998)	Sheppard Air Base	2-0	(1955)	Wisconsin-Milwaukee	0-2	(2009)
Gustavus-Adolphus	1-1	(1964)	New Mexico	0-1	(1995)	South Carolina-Upstate	First Meeting		Wisconsin-Stevens Point	0-1	(1976)
Hamilton	1-0	(1965)	New Mexico A&M	1-0	(1952)	Southeastern Louisiana	15-17	(2011)	Wisconsin-Stout	1-2	(1976)
Hampton	1-0	(1979)	New Mexico Highlands	1-0	(1998)	Southeastern Oklahoma	4-6	(1962)	Wyoming	0-1	(2008)
Hardin-Simmons	5-3	(1963)	New Mexico State	0-1	(1987)	Southeastern Washington	1-0	(1965)			
Hartwick	0-1	(1965)	New Orleans	2-5	(2009)	SMU	1-6	(2010)			
Henderson State	1-1	(1981)	Nicholls	28-23	(2011)	Southern Utah	1-1	(1995)			
Houston	1-10	(2002)	North Texas	29-58	(2010)	Southwest Assemblies of God	1-0	(2008)			
Houston Baptist	1-1	(2010)	Northeast Oklahoma	1-0	(1978)	Southwestern University	33-23	(1997)			

* 2011-12 Opponents in Bold



ALL-TIME SCORES VS. OPPONENTS

The series records below reflect only current NCAA Division I opponents

American
1988-89 (N) W..... 104-76

Arkansas-Little Rock
1994-95 (H) W..... 66-65
1995-96 (A)..... L 63-72

Ball State
1988-89 (A)..... L 59-75

Baylor
1937-38 L 31-32
1941-42 L 39-40
1950-51 (A)..... L 57-61
1951-52 (A)..... W..... 58-56
1952-53 (A)..... W..... 69-56
1953-54 (A)..... L 57-79
1963-64 (A)..... L 62-71
1970-71 (A)..... L 72-82
1986-87 (A)..... L 67-91
1989-90 (A)..... L 81-112
1991-92 (H) L 55-67
1992-93 (A)..... L 81-89

Boise State
1986-87 (H) L 63-82

Cal State Northridge
1979-80 (H) L 78-83

Central Connecticut
1960-61 (N) W..... 70-59

Colorado
1980-81 (A)..... L 55-60

Davidson
1988-89 (N) L 55-57

Duquesne
1987-88 (H) W..... 88-84

Georgia Southern
1965-66 (A)..... L 72-78

Georgia State
1992-93 (H) W..... 73-62
1993-94 (A)..... W..... 79-73

Gonzaga
1990-91 (N) L 65-77

Grambling
1959-60 (N) W..... 76-68
1984-85 (H) W..... 54-46
1984-85 (A)..... W..... 44-35
1985-86 (A)..... L 54-73
1985-86 (H) L 46-54
1986-87 (A)..... L 60-77
1986-87 (H) W..... 64-62

Hampton
1979-80 (A)..... W..... 70-60

Hofstra
1995-96 (N) W..... 68-66

Houston
1945-46 L 57-62
1945-46 L 55-62
1946-47 L 39-55
1946-47 L 60-96
1947-48 L 49-61
1947-48 L 60-61
1948-49 L 52-53
1948-49 L 68-71

Houston Baptist
1967-68 (H) W..... 84-57

Idaho State
1989-90 (H) W..... 87-74

Iowa
1988-89 (A)..... L 77-96

Kansas State
1986-87 (A)..... L 83-98
1993-94 (N) L 58-59

Kentucky
1991-92 (A)..... L 36-82

Lamar
1950-51 (H) W..... 94-47
1950-51 (A)..... W..... 52-48
1951-52 (A)..... W..... 48-34
1951-52 (H) W..... 73-35
1952-53 (H) W..... 72-50
1952-53 (A)..... L 57-61
1953-54 (A)..... W..... 66-63
1953-54 (H) W..... 73-57
1954-55 (H) W..... 79-74
1954-55 (A)..... L 81-97
1955-56 (A)..... W..... 82-68
1955-56 (H) W..... 103-77
1956-57 (A)..... L 71-80
1956-57 (H) W..... 95-60
1957-58 (H) W..... 74-52
1957-58 (A)..... W..... 69-60
1958-59 (H) W..... 71-66
1958-59 (A)..... L 62-79
1959-60 (A)..... W..... 55-53
1959-60 (H) L 63-66
1960-61 (A)..... L 54-70
1960-61 (H) L 76-84
1961-62 (H) L 48-53
1961-62 (A)..... L 63-72
1962-63 (H) L 71-76
1962-63 (H) L 60-79

1982-83 (H) L 44-57
1983-84 (A)..... L 56-77
1984-85 (H) L 75-85
1984-85 (A)..... L 51-83

Long Beach State
1986-87 (H) L 75-83

Louisiana-Lafayette
1959-60 (A)..... L 68-69

Louisiana-Monroe
1958-59 (A)..... L 60-66
1987-88 (H) L 72-88
1988-89 (H) W..... 79-62
1988-89 (A)..... L 68-74
1989-90 (H) L 67-81
1989-90 (A)..... L 83-96
1990-91 (A)..... L 76-96
1990-91 (H) L 70-88
1991-92 (A)..... L 65-78
1991-92 (H) L 42-59
1992-93 (A)..... L 66-77
1992-93 (H) L 63-64
1993-94 (A)..... L 68-78
1993-94 (H) W..... 89-60
1994-95 (A)..... L 65-87
1994-95 (H) L 65-78
1995-96 (A)..... W..... 61-56
1995-96 (H) L 60-75
1996-97 (A)..... L 54-58
1996-97 (H) W..... 72-62
1996-97 (N) W..... 74-64
1997-98 (A)..... W..... 90-78
1997-98 (H) W..... 68-67
1997-98 (N) W..... 90-87
1998-99 (H) L 63-64
1998-99 (A)..... W..... 69-65
1999-00 (A)..... L 68-77
1999-00 (H) L 75-82
2000-01 (A)..... L 79-91
2000-01 (H) W..... 71-67
2001-02 (A)..... L 57-70
2001-02 (H) W..... 60-51
2002-03 (A)..... L 74-77
2002-03 (H) W..... 102-86
2002-03 (N) W..... 94-85

Louisiana Tech
1956-57 (A)..... L 69-72
1958-59 (A)..... L 45-76
1958-59 (A)..... L 57-66
1959-60 (A)..... L 42-56
1960-61 (A)..... W..... 76-70

LSU
1987-88 (A)..... L 74-93

Maine
1989-90 (H) L 63-75

1990-91 (A)..... W..... 89-88
Manhattan
1989-90 (H) Wot 76-74
1990-91 (A)..... W..... 85-81

Massechusetts
1993-94 L 60-78

McNeese State
1954-55 (H) W..... 97-64
1955-56 (A)..... L 63-85
1956-57 (A)..... L 73-77
1959-60 (A)..... W..... 56-55
1987-88 (A)..... W..... 79-72
1987-88 (H) W..... 73-67
1987-88 (N) L 79-87
1988-89 (A)..... L 69-75
1988-89 (A)..... L 69-75
1988-89 (A)..... L 57-67
1989-90 (A)..... L 91-92
1989-90 (H) L 74-83
1990-91 (H) W..... 96-71
1990-91 (A)..... L 63-72
1991-92 (H) L 55-56
1991-92 (A)..... W..... 65-59
1992-93 (A)..... W..... 71-64
1992-93 (H) L 64-65
1993-94 (A)..... L 65-80
1993-94 (H) W..... 78-55
1994-95 (A)..... L 54-62
1994-95 (H) W..... 62-58
1995-96 (H) W..... 67-65
1995-96 (A)..... L 49-69
1996-97 (H) W..... 80-64
1996-97 (A)..... L 70-87
1996-97 (N) W..... 76-59
1997-98 (A)..... L 63-72
1998-99 (A)..... L 54-61
1998-99 (N) W..... 92-82
1999-00 (H) L 70-75
1999-00 (A)..... L 73-77
2000-01 (A)..... L 76-84
2000-01 (H) L 83-89
2001-02 (H) L 66-76
2001-02 (H) L 71-76
2002-03 (A)..... L 64-74
2002-03 (H) W..... 91-53

Mercer
1993-94 (N) W..... 69-51

Miami
1992-93 (A)..... W..... 60-57

Mississippi Valley
1988-89 (H) W..... 95-74

Missouri
1979-80 (A)..... L 70-86



ALL-TIME SCORES VS. OPPONENTS

1984-85 (A)..... L 54-88
Missouri-Kansas City
 1993-94 (A)..... W..... 55-54
 1993-94 (H)..... W..... 78-58

Missouri State (name was SW Missouri
 State until 2005-06)
 1951-52 (H) L 67-70
 1987-88 (A)..... L 56-71

Montana
 1990-91 (A)..... L 74-84

Morehead State
 1950-51 (H) W..... 70-62

New Mexico
 1936-37 W..... 50-30
 1990-91 (A)..... L 82-99
 1995-96 (A)..... L 62-72

New Mexico State
 1951-52 W..... 69-52
 1987-88 (A)..... L 65-80

Nicholls
 1978-79 (N) W..... 108-76
 1984-85 (A)..... L 56-89
 1984-85 (H) L 73-97
 1985-86 (A)..... L 61-68
 1985-86 (H) W..... 76-69
 1986-87 (H) W..... 85-71
 1986-87 (A)..... L 76-77
 1987-88 (A)..... L 59-62
 1987-88 (H) W..... 86-74
 1988-89 (A)..... W..... 92-66
 1988-89 (H) W..... 73-72
 1989-90 (A)..... L 81-83
 1989-90 (H) W..... 90-73
 1991-92 (H) L 58-62
 1991-92 (A)..... L 73-80
 1992-93 (A)..... L 75-81
 1992-93 (H) W..... 63-62
 1993-94 (A)..... W..... 70-63
 1993-94 (H) W..... 72-62
 1993-94 (N) W..... 68-65
 1994-95 (A)..... L 66-79
 1994-95 (H) L 65-77
 1995-96 (H) W..... 61-52
 1995-96 (A)..... W..... 67-61
 1996-97 (H) W..... 82-73
 1996-97 (A)..... L 73-76
 1997-98 (A)..... L 56-74
 1997-98 (H) L 81-85
 1997-98 (N) L 71-79
 1998-99 (A)..... W..... 72-64
 1998-99 (H) L 57-64
 1999-00 (H) W..... 62-52
 1999-00 (A)..... W..... 66-59
 2000-01 (A)..... L 63-68

2000-01 (H) L 71-75
 2001-02 (H) W..... 87-66
 2001-02 (A)..... W..... 72-59
 2002-03 (A)..... W..... 52-48
 2002-03 (H) W..... 72-59

North Texas
 1921-22 L 8-44
 1921-22 L 16-30
 1922-23 L 18-24
 1922-23 L 18-24
 1923-24 L 23-27
 1923-24 W..... 21-12
 1923-24 L 20-25
 1923-24 L 15-21
 1924-25 L 21-23
 1924-25 L 19-25
 1925-26 L 20-27
 1925-26 L 20-24
 1926-27 L 15-26
 1926-27 L 26-32
 1927-28 W..... 34-18
 1927-28 L 17-34
 1928-29 L 23-28
 1928-29 L 21-26
 1929-30 L 14-24
 1929-30 L 15-17
 1930-31 W..... 32-23
 1931-32 L 22-41
 1931-32 W..... 33-17
 1932-33 L 22-33
 1932-33 L 15-24
 1933-34 L 26-28
 1933-34 W..... 34-21
 1934-35 W..... 19-18
 1934-35 W..... 30-27
 1935-36 W..... 20-16
 1935-36 W..... 32-28
 1936-37 L 26-27
 1937-38 L 22-30
 1937-38 L 25-35
 1938-39 L 26-37
 1938-39 L 30-37
 1939-40 L 35-50
 1939-40 W..... 41-39
 1940-41 W..... 46-38
 1940-41 W..... 51-35
 1940-41 L 42-53
 1941-42 W..... 45-31
 1941-42 L 39-50
 1942-43 L 49-72
 1942-43 L 45-57
 1944-45 L 37-45
 1944-45 L 36-59
 1945-46 L 53-60
 1945-46 W..... 52-41
 1946-47 L 48-76
 1946-47 L 44-62
 1947-48 L 56-58
 1947-48 L 60-71
 1948-49 L 41-57

1948-49 W..... 60-52
 1949-50 L 39-45
 1949-50 L 41-48
 1950-51 (A)..... L 60-64
 1950-51 (A)..... L 48-50
 1950-51 (H) W..... 79-57
 1954-55 (A)..... L 64-70
 1954-55 (H) W..... 97-67
 1956-57 (H) W..... 81-56
 1956-57 (A)..... W..... 62-48
 1987-88 (H) L 79-99
 1987-88 (A)..... L 67-79
 1988-89 (A)..... L 73-76
 1988-89 (H) W..... 93-90
 1989-90 (H) W..... 100-83
 1989-90 (A)..... W..... 108-94
 1990-91 (H) L 81-91
 1990-91 (A)..... L 81-100
 1991-92 (A)..... L 64-71
 1991-92 (H) L 52-70
 1992-93 (H) W..... 83-73
 1992-93 (A)..... W..... 74-60
 1993-94 (H) W..... 72-53
 1993-94 (A)..... W..... 86-83
 1993-94 (N) W..... 69-60
 1994-95 (H) W..... 58-56
 1994-95 (A)..... L 64-72
 1995-96 (H) L 55-67
 1995-96 (A)..... L 60-67

Northern Arizona
 1993-94 (A)..... L 86-96
 1994-95 (H) W..... 54-43

Northern Illinois
 1990-91 (H) L 53-69

Northwestern State
 1960-61 (A)..... L 55-70
 1968-69 (A)..... L 85-97
 1984-85 (H) W..... 76-56
 1984-85 (A)..... W..... 67-62
 1985-86 (H) L 55-71
 1985-86 (A)..... L 70-75
 1986-87 (A)..... W..... 84-81
 1986-87 (H) W..... 82-69
 1987-88 (A)..... L 71-77
 1987-88 (H) W..... 78-72
 1988-89 (H) L 83-86
 1988-89 (A)..... L 85-92
 1988-89 (N) L 81-82
 1989-90 (H) W..... 111-90
 1989-90 (A)..... W..... 92-90
 1989-90 (N) L 58-82
 1990-91 (A)..... W..... 76-72
 1990-91 (H) W..... 72-59
 1991-92 (A)..... L 72-86
 1991-92 (H) W..... 81-68
 1992-93 (A)..... W..... 67-65
 1992-93 (H) W..... 99-87
 1993-94 (A)..... L 82-92

1993-94 (H) W..... 76-64
 1994-95 (A)..... W..... 64-63
 1994-95 (H) L 73-78
 1995-96 (A)..... L 61-72
 1995-96 (H) L 41-57
 1996-97 (A)..... W..... 65-58
 1996-97 (H) W..... 87-77
 1997-98 (H) Lot..... 80-82
 1998-99 (H) W..... 75-72
 1999-00 (H) L 56-58
 2000-01 (A)..... L 70-76
 2000-01 (H) L 76-87
 2001-02 (A)..... L 63-90
 2001-02 (H) W..... 85-69
 2002-03 (A)..... L 61-62
 2002-03 (H) W..... 95-62

Oklahoma
 1981-82 (A)..... L 58-84

Oral Roberts
 1986-87 (A)..... L 63-71
 1993-94 (H) W..... 75-73
 1994-95 (A)..... L 65-81

Penn State
 1989-90 (H) L 37-62

Pepperdine
 1979-80 (A)..... L 77-87
 1984-85 (A)..... L 70-87
 1991-92 (N) L 37-59

Portland
 1951-52 (H) W..... 78-68
 1952-53 (H) L 78-81

Prairie View A&M
 1979-80 (H) W..... 73-65
 1984-85 (H) W..... 72-69
 1984-85 (A)..... L 50-51
 1985-86 (H) W..... 82-68
 1985-86 (H) Wot..... 59-51
 1986-87 (A)..... L 77-78
 1986-87 (H) W..... 91-60
 1987-88 (H) W..... 109-69
 1987-88 (A)..... L 73-80

Rice
 1966-67 (A)..... W..... 82-81
 1970-71 (A)..... L2ot..... 89-90
 1978-79 (A)..... W..... 63-62
 1980-81 (A)..... W..... 68-67
 1981-82 (A)..... L 53-79
 1990-91 (H) L 69-78
 1991-92 (A)..... L 63-93

Samford
 1992-93 (H) W..... 75-71

Sam Houston State

ALL-TIME SCORES VS. OPPONENTS

1920-21	L	12-25
1920-21	L	9-32
1921-22	L	9-14
1921-22	W	22-14
1924-25	L	18-29
1924-25	L	15-35
1930-31	L	20-25
1930-31	W	31-22
1930-31	W	22-20
1931-32	L	32-53
1931-32	L	24-26
1931-32	L	20-33
1932-33	L	17-39
1932-33	L	21-45
1933-34	L	22-38
1933-34	L	25-33
1934-35	W	43-27
1934-35	L	15-32
1935-36	W	51-45
1935-36	L	30-32
1936-37	L	24-40
1936-37	W	33-28
1937-38	L	26-28
1937-38	W	25-20
1938-39	L	30-39
1938-39	L	30-41
1939-40	W	43-34
1939-40	L	42-46
1940-41	W	44-29
1940-41	L	43-48
1940-41	L	28-56
1941-42	W	41-34
1941-42	W	47-37
1942-43	W	64-44
1942-43	W	48-38
1944-45	L	25-43
1944-45	L	25-45
1944-45	L	41-46
1944-45	L	30-44
1945-46	L	42-60
1945-46	W	63-45
1946-47	L	66-79
1946-47	L	58-86
1947-48	L	58-66
1947-48	W	81-70
1948-49	L	52-53
1948-49	W	71-70
1949-50	W	72-52
1949-50	W	53-48
1949-50	L	44-47
1949-50	L	63-67
1950-51 (A)	W	66-43
1950-51 (H)	W	66-41
1951-52 (A)	W	74-48
1951-52 (H)	W	98-49
1952-53 (H)	W	83-70
1952-53 (A)	W	79-68
1953-54 (A)	W	91-68
1953-54 (H)	W	94-70
1954-55 (H)	W	79-55
1954-55 (A)	W	98-95

1955-56 (A)	W	85-62
1955-56 (H)	W	105-61
1956-57 (A)	W	64-54
1956-57 (H)	W	70-65
1957-58 (H)	W	74-65
1957-58 (A)	W	52-46
1958-59 (H)	W	81-59
1958-59 (A)	W	59-49
1959-60 (A)	W	60-46
1959-60 (H)	W	81-44
1960-61 (A)	W	69-58
1960-61 (H)	W	73-72
1961-62 (H)	W	76-63
1961-62 (A)	L	69-72
1962-63 (A)	L	64-73
1962-63 (H)	L	68-73
1963-64 (H)	W	75-63
1963-64 (A)	W	76-73
1964-65 (A)	W	74-67
1964-65 (H)	W	66-64
1965-66 (H)	L	64-74
1965-66 (A)	L	80-84
1966-67 (H)	L	50-64
1966-67 (H)	L	63-67
1967-68 (H)	W	92-87
1967-68 (A)	W	97-81
1968-69 (H)	W	78-63
1968-69 (H)	W	91-75
1969-70 (H)	W	85-73
1969-70 (A)	L	68-98
1970-71 (A)	L	76-91
1970-71 (H)	Wot	87-84
1971-72 (H)	W	64-61
1971-72 (A)	L	79-92
1972-73 (A)	L	70-95
1972-73 (H)	L	58-77
1973-74 (A)	L	58-60
1973-74 (H)	W	69-67
1974-75 (A)	Wot	74-72
1974-75 (H)	L	64-69
1975-76 (H)	W	106-82
1975-76 (A)	L	54-59
1976-77 (H)	W	81-68
1976-77 (A)	W	69-59
1977-78 (A)	W	86-81
1977-78 (H)	W	100-62
1978-79 (H)	W	88-74
1978-79 (A)	W	86-85
1978-79 (H)	W	87-82
1979-80 (A)	L	57-65
1979-80 (H)	W	65-55
1979-80 (N)	W	57-55
1980-81 (H)	L	66-71
1980-81 (A)	L	51-61
1981-82 (A)	L	34-36
1981-82 (H)	W	65-55
1982-83 (H)	W	71-66
1982-83 (A)	L	51-64
1982-83 (A)	L	61-66
1983-84 (A)	L	69-83
1983-84 (H)	L	60-67

1984-85 (A)	L	69-84
1985-86 (A)	L	54-70
1985-86 (H)	L	56-75
1986-87 (H)	W	77-72
1986-87 (A)	L	63-70
1987-88 (H)	L	72-73
1987-88 (A)	L	61-76
1988-89 (A)	W	58-57
1988-89 (A)	Lot	88-90
1989-90 (A)	W	93-83
1989-90 (H)	W	103-87
1990-91 (H)	W	81-62
1990-91 (A)	L	81-84
1991-92 (H)	W	85-55
1991-92 (A)	W	82-63
1992-93 (H)	W	92-79
1992-93 (A)	L	74-86
1993-94 (H)	W	74-67
1993-94 (A)	W	62-49
1993-94 (N)	W	65-56
1994-95 (H)	W	61-49
1994-95 (A)	W	55-52
1995-96 (A)	L	66-75
1995-96 (H)	W	64-57
1996-97 (H)	W	75-60
1996-97 (A)	L	69-71
1997-98 (A)	L	56-59
1997-98 (H)	W	85-71
1998-99 (A)	W	67-54
1998-99 (H)	W	73-65
1999-00 (A)	L	79-84
1999-00 (H)	L	57-59
2000-01 (H)	W	80-72
2000-01 (A)	W	72-69
2001-02 (H)	W	70-67
2001-02 (A)	L	82-96
2002-03 (H)	W	69-60
2002-03 (A)	L	71-79

San Diego

1984-85 (A)	L	56-67
1985-86 (A)	L	65-86

San Diego State

1989-90 (H)	L	53-67
-------------	---	-------

San Francisco

1995-96 (N)	L	42-70
-------------	---	-------

SMU

1991-92 (H)	L	59-63
1992-93 (A)	L	60-90

Southeastern Louisiana

1984-85 (A)	L	54-69
1984-85 (H)	L	65-75
1985-86 (A)	L	56-68
1985-86 (H)	L	75-90
1986-87 (H)	W	71-68
1986-87 (A)	L	64-87
1990-91 (H)	W	92-82

1990-91 (A)	W	84-72
-------------	---	-------

Southern Utah

1994-95 (A)	L	49-83
1994-95 (H)	W	64-62

Stephen F. Austin

1924-25	L	22-26
1924-25	L	26-27
1926-27	W	21-17
1926-27	W	35-30
1930-31	W	39-21
1930-31	L	24-28
1931-32	L	25-29
1931-32	W	26-22
1932-33	L	24-35
1932-33	L	24-36
1933-34	L	25-27
1933-34	L	35-44
1934-35	L	29-39
1934-35	L	36-41
1935-36	L	31-46
1935-36	L	28-29
1936-37	L	22-27
1936-37	L	29-32
1937-38	L	23-42
1937-38	L	32-40
1938-39	L	26-56
1938-39	L	36-48
1939-40	L	38-48
1939-40	L	35-60
1940-41	L	35-47
1940-41	L	29-47
1940-41	L	42-51
1941-42	W	48-40
1941-42	L	38-45
1942-43	W	56-41
1942-43	L	39-40
1944-45	L	17-25
1944-45	L	25-49
1945-46	L	46-55
1945-46	W	57-44
1946-47	L	55-88
1946-47	W	70-38
1947-48	W	74-62
1947-48	L	70-74
1948-49	L	55-57
1948-49	L	46-82
1949-50	L	61-78
1949-50	L	51-81
1949-50	W	66-41
1949-50	W	61-51
1950-51 (H)	W	65-36
1950-51 (A)	W	65-57
1951-52 (A)	W	67-40
1951-52 (H)	W	79-47
1952-53 (H)	W	82-61
1952-53 (A)	W	86-62
1953-54 (A)	W	79-64
1953-54 (H)	W	92-58
1954-55 (H)	W	78-67



ALL-TIME SCORES VS. OPPONENTS

1954-55 (A)..... W..... 83-70
 1955-56 (H)..... W..... 77-60
 1955-56 (A)..... L..... 94-99
 1956-57 (H)..... W..... 74-55
 1956-57 (A)..... L..... 53-60
 1957-58 (A)..... L..... 50-54
 1957-58 (H)..... W..... 63-52
 1958-59 (H)..... W..... 66-54
 1958-59 (A)..... W..... 72-59
 1959-60 (A)..... W..... 74-68
 1959-60 (H)..... W..... 86-66
 1960-61 (A)..... L..... 67-74
 1960-61 (H)..... W..... 93-80
 1961-62 (H)..... W..... 76-63
 1961-62 (A)..... L..... 75-80
 1962-63 (A)..... L..... 49-54
 1962-63 (H)..... W..... 73-67
 1963-64 (H)..... L..... 69-70
 1963-64 (H)..... W..... 84-83
 1964-65 (H)..... W..... 69-68
 1964-65 (A)..... W..... 79-77
 1965-66 (H)..... W..... 76-70
 1965-66 (A)..... W..... 91-80
 1966-67 (A)..... L..... 77-78
 1966-67 (H)..... W..... 74-67
 1967-68 (H)..... L..... 66-75
 1967-68 (A)..... L..... 67-84
 1968-69 (A)..... L..... 70-85
 1968-69 (H)..... L..... 75-84
 1969-70 (H)..... L..... 71-90
 1969-70 (A)..... L..... 63-86
 1970-71 (A)..... L..... 86-101
 1970-71 (H)..... W..... 84-80
 1971-72 (H)..... W..... 64-61
 1971-72 (A)..... L..... 79-92
 1972-73 (A)..... L..... 62-90
 1972-73 (H)..... L..... 66-73
 1973-74 (N)..... W..... 89-73
 1973-74 (H)..... W..... 62-58
 1973-74 (A)..... L..... 59-62
 1974-75 (H)..... L..... 73-83
 1974-75 (A)..... L..... 75-78
 1975-76 (A)..... L..... 71-72
 1975-76 (H)..... W..... 75-69
 1976-77 (H)..... L..... 73-77
 1976-77 (A)..... L..... 70-93
 1977-78 (A)..... W..... 82-81
 1977-78 (H)..... W..... 95-74
 1978-79 (H)..... W..... 89-71
 1978-79 (A)..... W..... 66-55
 1979-80 (A)..... L..... 67-71
 1979-80 (H)..... W..... 54-52
 1980-81 (H)..... W..... 49-43
 1980-81 (A)..... L..... 58-70
 1981-82 (A)..... L..... 35-56
 1981-82 (H)..... W2ot..... 56-51
 1982-83 (H)..... W..... 58-50
 1982-83 (A)..... L..... 56-63
 1983-84 (A)..... L..... 50-59
 1983-84 (H)..... L..... 60-69
 1983-84 (N)..... L..... 59-70

1984-85 (H)..... L..... 49-68
 1985-86 (H)..... L..... 65-82
 1985-86 (A)..... L..... 44-62
 1986-87 (A)..... L..... 44-68
 1986-87 (H)..... L..... 68-72
 1987-88 (H)..... L..... 76-79
 1987-88 (A)..... W..... 75-64
 1987-88 (H)..... W..... 67-66
 1988-89 (H)..... W..... 59-57
 1988-89 (A)..... L..... 61-73
 1989-90 (A)..... W..... 102-79
 1989-90 (H)..... W..... 100-86
 1990-91 (H)..... L..... 65-67
 1990-91 (A)..... L..... 78-89
 1991-92 (H)..... L..... 44-48
 1991-92 (A)..... L..... 59-61
 1992-93 (H)..... W..... 72-63
 1992-93 (A)..... L..... 62-63
 1993-94 (H)..... W..... 68-52
 1993-94 (A)..... L..... 61-63
 1994-95 (H)..... W..... 79-73
 1994-95 (A)..... L..... 72-84
 1995-96 (A)..... L..... 62-63
 1995-96 (H)..... L..... 64-69
 1996-97 (H)..... W..... 86-71
 1996-97 (A)..... L..... 55-65
 1997-98 (H)..... W..... 76-56
 1997-98 (A)..... W..... 70-66
 1998-99 (H)..... W..... 72-53
 1998-99 (N)..... W..... 92-82
 1999-00 (A)..... W..... 70-63
 2000-01 (H)..... L..... 47-49
 2000-01 (A)..... W..... 54-53
 2001-02 (A)..... L..... 64-75
 2001-02 (H)..... L..... 67-72
 2002-03 (A)..... L..... 58-66
 2002-03 (H)..... W..... 60-58

St. Louis

1985-86 (H)..... L..... 55-79
 1985-86 (A)..... L..... 54-88

Tennessee State

1958-59 (N)..... L..... 62-64
 1978-79 (N)..... W..... 60-59

Texas

1920-21 (A)..... L..... 6-34
 1920-21 (A)..... L..... 11-31
 1921-22 (A)..... L..... 10-55
 1921-22 (A)..... L..... 15-42
 1928-29 (A)..... L..... 16-45
 1928-29 (A)..... L..... 18-27
 1929-30 (A)..... L..... 22-32
 1929-30 (H)..... W..... 27-24
 1931-32 L..... 14-26
 1931-32 W..... 24-23
 1932-33 L..... 12-42
 1932-33 L..... 13-49
 1933-34 L..... 22-40
 1933-34 L..... 22-64

1934-35 L..... 23-47
 1934-35 L..... 26-38
 1935-36 W..... 35-33
 1935-36 L..... 21-25
 1936-37 W..... 24-20
 1936-37 L..... 12-30
 1937-38 W..... 33-31
 1937-38 L..... 16-22
 1938-39 L..... 31-57
 1938-39 L..... 31-45
 1939-40 L..... 28-52
 1939-40 L..... 43-55
 1940-41 L..... 36-52
 1940-41 L..... 30-40
 1941-42 L..... 30-55
 1941-42 L..... 36-50
 1942-43 L..... 27-47
 1942-43 L..... 47-56
 1946-47 L..... 37-68
 1947-48 L..... 32-62
 1994-95 (A)..... L..... 60-105
 2000-01 (A)..... L..... 60-90

Texas A&M

1930-31 L..... 20-23
 1930-31 L..... 25-38
 1934-35 L..... 23-28
 1950-51 (A)..... W..... 55-50
 1950-51 (A)..... W..... 64-52
 1971-72 (A)..... L..... 68-86
 1978-79 (A)..... L..... 78-82
 1986-87 (A)..... L..... 78-86
 1988-89 (A)..... L..... 65-68
 1991-92 (A)..... W..... 73-71

Texas A&M-Corpus Christi

1949-50 L..... 42-56
 1949-50 W..... 56-43
 1959-60 (H)..... W..... 81-48
 1959-60 (A)..... W..... 88-39
 1960-61 (A)..... W..... 57-55
 1960-61 (H)..... W..... 83-53

Texas Southern

1984-85 (A)..... L..... 61-75
 1984-85 (H)..... L..... 61-86
 1985-86 (H)..... W..... 68-61
 1985-86 (A)..... L..... 82-87
 1987-88 (H)..... L..... 88-95
 1988-89 (A)..... L..... 67-99

Texas Tech

1950-51 (H)..... W..... 54-53

Tulsa

1978-79 (A)..... L..... 85-101

UAB

1987-88 (N)..... L..... 67-72
 1991-92 (A)..... L..... 49-66

UC Santa Barbara

1979-80 (N)..... L..... 78-83

UTEP

1957-58 (A)..... L..... 60-61
 1987-88 (A)..... L..... 68-86
 1995-96 (H)..... W..... 74-63
 1995-96 (A)..... L..... 48-58

UTSA

1938-39 W..... 43-24
 1938-39 W..... 48-22
 1984-85 (A)..... L..... 76-83
 1984-85 (H)..... L..... 77-94
 1985-86 (H)..... W..... 69-62
 1985-86 (A)..... L..... 73-94
 1989-90 (H)..... L..... 78-97
 1990-91 (A)..... L..... 97-132
 1990-91 (H)..... L..... 61-77
 1991-92 (H)..... L..... 68-70
 1991-92 (A)..... L..... 66-82
 1992-93 (A)..... L..... 74-83
 1992-93 (H)..... L..... 65-67
 1993-94 (A)..... W..... 75-66
 1993-94 (H)..... W..... 79-62
 1994-95 (A)..... L..... 59-69
 1994-95 (H)..... L..... 82-86
 1995-96 (A)..... L..... 42-65
 1995-96 (H)..... L..... 59-75
 1996-97 (A)..... W..... 100-86
 1996-97 (H)..... W..... 86-78
 1997-98 (H)..... Lot..... 63-64
 1997-98 (A)..... W..... 76-65
 1998-99 (H)..... L..... 56-60
 1998-99 (A)..... W..... 91-77
 1998-99 (N)..... L..... 63-71
 1999-00 (A)..... L..... 86-90
 1999-00 (H)..... W..... 77-69
 1999-00 (N)..... W..... 88-86
 2000-01 (A)..... L..... 69-77
 2000-01 (H)..... L..... 85-90
 2000-01 (N)..... L..... 69-71
 2001-02 (A)..... W..... 81-68
 2001-02 (H)..... W..... 70-59
 2001-02 (N)..... L..... 83-99
 2002-03 (H)..... W..... 85-76
 2002-03 (A)..... L..... 73-83

UT Arlington

1984-85 (H)..... W..... 80-68
 1984-85 (A)..... L..... 63-78
 1985-86 (H)..... L..... 68-73
 1985-86 (A)..... L..... 73-78
 1986-87 (H)..... W..... 80-76
 1986-87 (A)..... W..... 82-76
 1987-88 (H)..... W..... 75-73
 1987-88 (A)..... L..... 75-80
 1988-89 (A)..... W..... 66-61
 1988-89 (H)..... W..... 76-64
 1989-90 (H)..... W..... 88-67
 1989-90 (A)..... L..... 65-67

ALL-TIME SCORES VS. OPPONENTS

1990-91 (A).....L 95-101
 1990-91 (H)L 84-118
 1991-92 (H)L 70-96
 1991-92 (H)L 63-80
 1992-93 (H)L 66-67
 1992-93 (N)L 70-83
 1993-94 (H)W..... 80-65
 1993-94 (A).....W..... 94-66
 1994-95 (H)W..... 69-66
 1994-95 (A).....L 64-80
 1995-96 (H)W..... 80-72
 1995-96 (A).....W..... 76-58
 1996-97 (A).....L 63-66
 1996-97 (H)W..... 64-63
 1997-98 (H)W..... 70-52
 1997-98 (A).....W..... 73-63
 1998-99 (H)W..... 66-45
 1999-00 (A).....L 68-88
 1999-00 (H)W..... 89-66
 2000-01 (H)W..... 78-69
 2000-01 (A).....W..... 77-65
 2001-02 (H)W..... 100-84
 2001-02 (A).....L 59-63
 2002-03 (A).....W..... 58-53
 2002-03 (H)L 47-50

UT Pan American

1960-61 (H)W..... 73-49
 1960-61 (N)W..... 83-64
 1960-61 (N)W..... 83-64
 1961-62 (N)L 68-71
 1961-62 (N)L 61-67
 1962-63 (A).....L 60-72
 1964-65 (A).....L 67-77
 1972-73 (N)W..... 76-53
 1984-85 (A).....L 53-73
 1984-85 (H)L 58-72
 1985-86 (A).....L 62-93
 1985-86 (H)L 48-64
 1986-87 (H)L 65-91
 1986-87 (A).....L 81-99
 1987-88 (H)W..... 85-88
 1987-88 (A).....L 70-85
 1988-89 (H)W..... 71-70
 1988-89 (A).....L 70-76
 1989-90 (A).....Lot..... 86-91
 1989-90 (H)L 69-80

Western Illinois

1988-89 (A).....L 56-70
 1989-90 (A).....L 79-92

Wisconsin-Milwaukee

1959-60 (N)W..... 93-69
 1976-77 (A).....L 64-80



COACHING RECORDS & MILESTONE VICTORIES

CAREER RECORDS BY WINS

Coach	Seasons	Years	ALL GAMES			LSC			GSC			SLC		
			Won	Lost	Pct.	Won	Lost	Pct.	Won	Lost	Pct.	Won	Lost	Pct.
Milton Jowers	15	1946-61	287	106	.730	105	21	.833	-	-	-	-	-	-
Vernon McDonald	16	1961-77	226	191	.543	139	97	.589	-	-	-	-	-	-
Henry G. Shands	11	1924-35	92	99	.482	-	-	-	-	-	-	-	-	-
Mike Miller	6	1994-00	86	78	.524	-	-	-	-	-	-	55	49	.529
Dan Wall	4	1977-81	85	34	.714	36	20	.643	-	-	-	-	-	-
Dennis Nutt	5	2000-06	70	97	.419	-	-	-	-	-	-	48	60	.444
Doug Davalos	5	2006--	67	84	.444	-	-	-	-	-	-	36	44	.450
Joe B. Cheaney	6	1935-40, 1943	60	41	.594	-	-	-	-	-	-	-	-	-
Harry Larrabee	5	1986-91	55	81	.404	-	-	-	5	5	.500	22	25	.468
Bob Derryberry	3	1981-84	48	32	.600	25	17	.595	-	-	-	-	-	-
Jim Wooldridge	3	1991-94	46	40	.535	-	-	-	-	-	-	27	27	.500
George Vest	3	1939-42	36	29	.544	-	-	-	-	-	-	-	-	-
O.W. Strahan	6	1920-24, 1944-46	22	69	.239	-	-	-	-	-	-	-	-	-
Celester Collier	2	1984-86	12	42	.222	-	-	-	3	15	.167	-	-	-
Jim Rosebrock (Interim)	1	1990-91	3	5	.375	-	-	-	-	-	-	2	6	.250



O.W. Strahan
1920-24, 1944-46



Henry G. Shands
1924-35



Joe B. Cheaney
1935-39, 1942-43




George Vest
1939-42



Milton Jowers
1946-61



Vernon McDonald
1961-77




Dan Wall
1977-81



Bob Derryberry
1981-84



Celester Collier
1984-86



Harry Larrabee
1986-91



Jim Wooldridge
1991-94



Mike Miller
1994-00



Dennis Nutt
2000-06



Doug Davalos
2006- Present

TEXAS STATE MILESTONE VICTORIES

Win #	Date	Opponent, Score	Site
100	1933-34*	Trinity, 35-22	Unknown
200	1942-43*	Brooks Field, 52-26	Unknown
300	March 7, 1952	Brook Army, 71-46	San Marcos
400	Dec. 4, 1958	McMurry, 77-42	San Marcos
500	Feb. 28, 1963	Texas A&M-Kingsville, 74-68	San Marcos
600	Dec. 10, 1970	Tarleton State, 99-84	San Marcos
700	Jan. 9, 1978	Dallas Baptist, 111-89	San Marcos
800	Nov. 22, 1983	St. Edward's 74-67	San Marcos
900	Feb. 8, 1993	Nicholls, 63-62	San Marcos
1000	Feb. 20, 1999	Sam Houston State, 73-65	San Marcos
1100	Dec. 30, 2007	Paul Quinn, 113-87	Dallas, Texas

* Records incomplete, exact date unknown



YEAR-BY-YEAR COACHES AND RESULTS

HEAD COACHES BY SEASON

Year	Coach	Season	Career	Year	Coach	Season	Career
1920-21	O. W. Strahan	3-11	3-11	1981-82	Bob Derryberry	15-11	16-10
1921-22	O. W. Strahan	5-10-1	8-21-1	1982-83	Bob Derryberry	18-10	33-21
1922-23	O. W. Strahan	3-7	11-28-1	1983-84	Bob Derryberry	14-12	48-32 (.600)
1923-24	O. W. Strahan	8-9	19-37-1	1984-85	Celester Collier	6-20	6-20
1944-45	O. W. Strahan	0-13	19-50-1	1985-86	Celester Collier	6-22	12-42 (.222)
1945-46	O. W. Strahan	3-19	22-69-1 (.239)	1986-87	Harry Larrabee	13-15	13-15
1924-25	Henry G. Shands	3-12	3-12	1987-88	Harry Larrabee	9-22	22-37
1925-26	Henry G. Shands	2-11	5-23	1988-89	Harry Larrabee	13-17	35-54
1926-27	Henry G. Shands	8-11	13-34	1989-90	Harry Larrabee	13-15	48-69
1927-28	Henry G. Shands	10-7	23-41	1990-91	Harry Larrabee	7-12	55-81 (.404)
1928-29	Henry G. Shands	10-9	33-50	1990-91	Jim Rosebrock (Interim)	3-5	3-5 (.375)
1929-30	Henry G. Shands	15-4	48-54	1991-92	Jim Wooldridge	7-20	7-20
1930-31	Henry G. Shands	12-5	60-59	1992-93	Jim Wooldridge	14-13	21-33
1931-32	Henry G. Shands	10-7	70-66	1993-94	Jim Wooldridge	25-7	46-40 (.535)
1932-33	Henry G. Shands	8-9	78-75	1994-95	Mike Miller	12-14	12-14
1933-34	Henry G. Shands	6-12	84-87	1995-96	Mike Miller	11-15	23-29
1934-35	Henry G. Shands	8-12	92-99 (.482)	1996-97	Mike Miller	16-13	39-42
1935-36	Joe B. Cheaney	13-6	13-6	1997-98	Mike Miller	17-11	56-53
1936-37	Joe B. Cheaney	12-8	25-14	1998-99	Mike Miller	18-8	74-61
1937-38	Joe B. Cheaney	14-7	39-21	1999-00	Mike Miller	12-17	86-78 (.524)
1938-39	Joe B. Cheaney	9-14	48-35	2000-01	Dennis Nutt	13-15	13-15
1942-43	Joe B. Cheaney	12-6	60-41 (.594)	2001-02	Dennis Nutt	12-16	25-31
1939-40	George Vest	10-11	10-11	2002-03	Dennis Nutt	16-13	41-44
1940-41	George Vest	13-10	23-21	2003-04	Dennis Nutt	12-15	53-59
1941-42	George Vest	13-8	36-29 (.544)	2004-05	Dennis Nutt	14-14	67-73
1946-47	Milton Jowers	8-16	8-16	2005-06	Dennis Nutt	3-24	70-97 (.419)
1947-48	Milton Jowers	10-14	18-30	2006-07	Doug Davalos	9-20	9-20
1948-49	Milton Jowers	12-11	30-41	2007-08	Doug Davalos	13-16	22-36
1949-50	Milton Jowers	13-10	43-51	2008-09	Doug Davalos	14-16	36-52
1950-51	Milton Jowers	21-5	64-56	2009-10	Doug Davalos	15-16	51-68
1951-52	Milton Jowers	30-1	94-57	2010-11	Doug Davalos	16-16	67-84 (.444)
1952-53	Milton Jowers	21-3	115-60				
1953-54	Milton Jowers	17-5	132-65				
1954-55	Milton Jowers	20-5	152-70				
1955-56	Milton Jowers	16-7	168-77				
1956-57	Milton Jowers	22-7	190-84				
1957-58	Milton Jowers	18-4	208-88				
1958-59	Milton Jowers	27-6	235-94				
1959-60	Milton Jowers	29-4	264-98				
1960-61	Milton Jowers	23-8	287-106 (.730)				
1961-62	Vernon McDonald	15-13	15-13				
1962-63	Vernon McDonald	9-14	24-27				
1963-64	Vernon McDonald	13-10	37-37				
1964-65	Vernon McDonald	13-11	50-48				
1965-66	Vernon McDonald	16-11	66-59				
1966-67	Vernon McDonald	14-12	80-71				
1967-68	Vernon McDonald	13-10	93-81				
1968-69	Vernon McDonald	16-10	109-91				
1969-70	Vernon McDonald	12-15	121-106				
1970-71	Vernon McDonald	15-11	136-117				
1971-72	Vernon McDonald	19-9	155-126				
1972-73	Vernon McDonald	13-11	168-137				
1973-74	Vernon McDonald	19-12	187-149				
1974-75	Vernon McDonald	17-10	204-159				
1975-76	Vernon McDonald	14-14	218-173				
1976-77	Vernon McDonald	8-18	226-191 (.543)				
1977-78	Dan Wall	20-6	20-6				
1978-79	Dan Wall	29-7	49-13				
1979-80	Dan Wall	19-11	68-24				
1980-81	Dan Wall	17-10	85-34 (.714)				

142 TEAMS WILL PARTICIPATE IN THE TENTH ANNUAL



A record total of 142 teams – representing 16 collegiate athletic conferences – will compete in the three-day event (February 17-19), with the entire SEARS BracketBusters slate of matchups to be announced in late January.

Of the 71 games, a minimum of 13 will be televised, with six contests on ESPN2 which are simulcast on ESPN3. An additional five games will be aired on ESPNU and two exclusive games on ESPN3. Please consult your local listings for start times.

HOME TEAMS: Albany, Maine, New Hampshire, Vermont, Montana, Northern Arizona, Northern Colorado, Sacramento State, Weber State, Charleston Southern, Coastal Carolina, Gardner-Webb, Radford, Virginia Military Institute, Cal State Fullerton, Cal State Northridge, Pacific, UC Irvine, UC Riverside, Delaware, George Mason, Georgia State, Hofstra, Northeastern, Virginia Commonwealth, Butler, Cleveland State, Detroit, Green Bay, Milwaukee, Canisius, Iona, Loyola (Md.), Manhattan, Saint Peter's, Ball State, Bowling Green, Central Michigan, Kent State, Miami (Ohio), Ohio, Morgan State, Bradley, Creighton, Evansville, Illinois State, Missouri State, Austin Peay, Eastern Illinois, Eastern Kentucky, Jacksonville State, Murray State, SIU-Edwardsville, Appalachian State, Davidson, McNeese State, Nicholls State, Northwestern State, Sam Houston State, Southeastern Louisiana, Stephen F. Austin, Missouri-Kansas City, North Dakota State, Oral Roberts, South Dakota, South Dakota State, Idaho, Louisiana Tech, New Mexico State, Utah State and Loyola Marymount.

AWAY TEAMS: Binghamton, Boston University, Hartford, Maryland-Baltimore County, Stony Brook, Eastern Washington, Idaho State, Montana State, Portland State, Campbell, High Point, Liberty, Presbyterian, UNC-Asheville, Winthrop, Cal Poly, Long Beach State, UC Davis, UC Santa Barbara, Drexel, James Madison, UNC-Wilmington, Old Dominion, Towson, William & Mary, Illinois-Chicago, Loyola (Ill.), Valparaiso, Wright State, Youngstown State, Fairfield, Marist, Niagara, Rider, Siena, Akron, Buffalo, Eastern Michigan, Northern Illinois, Toledo, Western Michigan, Delaware State, Hampton, Drake, Indiana State, UNI, Southern Illinois, Wichita State, Morehead State, Southeast Missouri State, Tennessee-Martin, Tennessee State, Tennessee Tech, College of Charleston, Wofford, Central Arkansas, Lamar, Texas-Arlington, Texas-San Antonio, Texas A&M-Corpus Christi, Texas State, IUPUI, IUPUI, Oakland, Southern Utah, Western Illinois, Fresno State, Hawaii, Nevada, San Jose State and St. Mary's.

ESPN

ESPN 2

ESPN 3

