

THE UNIVERSITY OF TULSA | GOLDEN HURRICANE

BASKETBALL

STERLING
GASTON-CHAPMAN
SOPHOMORE • GUARD

TIM
DALGER
JUNIOR • FORWARD

SAM
GRIFFIN
JUNIOR • GUARD

HEAD COACH
ERIC KONKOL

KEYSHAWN
EMBERY-SIMPSON
SENIOR • GUARD

NIKITA
KONSTANTYNOVSKIY
JUNIOR • FORWARD

ANTHONY
PRITCHARD
SOPHOMORE • GUARD




2022-23 RECORD & FACT BOOK

TULSAHURRICANE.COM

 TulsaMBasketball

 @TUMBasketball

 TulsaMBasketball



TU Men's Basketball Head Coach

ERIC KONKOL

The Eric Konkol File

- Eric Konkol was named the 31st men's head basketball coach at the University of Tulsa on March 21, 2022.
- Has 18 seasons of coaching experience in Division I college basketball and has helped teams reach postseason competition 10 times.
- Got his coaching start at the University of Tulsa in 2000-01 as a student assistant, helping the Hurricane team to an NIT Championship.
- Was named the 2020-21 Conference USA Coach of the Year, NABC District 11 Coach of the Year, LABC Major College Coach of the Year and was named LSWA Louisiana Coach of the Year in three consecutive seasons.
- The 2020-21 Conference USA Coach of the Year, NABC District 11 Coach of the Year, LABC Major College Coach of the Year and LSWA Louisiana Coach of the Year.
- Studied under Jim Larranaga for four seasons at Miami as an assistant coach (2011-15), and another seven at George Mason (2002-05, 2007-11).
- A native of Amherst, Wisc., Konkol graduated from Wisconsin Eau Claire in 2000, but played his first two seasons at Wisconsin at Platteville for former Wisconsin head coach Bo Ryan.
- Konkol and his wife Meagan have two sons: Ethan and Ryan.



CONTENTS



Introduction 1

Table of Contents	1
Media Information	2-3
Athletic Department Directory	3
Directions to Campus	3
The University of Tulsa	4
The City of Tulsa	5
Donald W. Reynolds Center	6

Players 7

Rosters	8
Schedule	9
Player Profiles	10-22

Staff 23

Head Coach Eric Konkol	24-25
Coaching Staff	26-28
Support Staff	29-31
University President	32
Director of Athletics	32

2021-22 Review 33

2021-22 Statistics	34
Game Results	35
Miscellaneous Statistics	36
Individual Points, Rebounds, Assists	37
Tulsa/Opponent Highs and Lows	38-45
Game by Game Statistics	46-47
Game Box Scores	48-55
Notes	56

The American 57

American Athletic Conference	58-59
2021-22 American Standings	60
2021-22 American Statistics	60-62

Opponents 63

Opponent Information	64-65
Series Records vs. 2022-23 Opponents	66-67
Notes	68

Records 69

Tulsa Team Records	70
Tulsa Individual Records	70
Opponent Records	71
Tulsa Yearly Leaders	72-74
Career Leaders	75-76
Single-Season Leaders	76
Single-Game Leaders	77-79
Tulsa / Opponent Single-Game Highs	79-81
All-Time Freshman Leaders	81
Tulsa Scoring Records & Streaks	82-83
100-Point Games & Overtime History	83
Point Clubs	84-85
All-Time Record Against Opponents	86-87
All-Time Series Results	88-99
Tulsa vs. Nationally-Ranked Teams	100-101
Reynolds Center Records	102-104
Tulsa Year-by-Year Statistics	105
Opponent Year-by-Year Statistics	106

History 107

Postseason Tradition	108-109
NCAA, NIT, CBI Tournament Records	110
Championship Teams	111-119
All-Americans	120-121
Academic All-Americans	122
Retired Jerseys	122
NBA Players	122
Tulsa Athletic Hall of Fame	123
Tulsa's Winningest Teams	123
Tulsa Coaching History	124
Conference History	125-127
National Rankings	128
111 Years of Tulsa Basketball	129-130
Tournament Appearances	132-134
Tulsa's All-Time Roster	135-136
Year-by-Year Results	137-153

TV/Radio Chart 154

Tulsa Quick Facts

Location: Tulsa, Oklahoma
Founded: 1894
Enrollment: 3,705 (in 2022)
Nickname: Golden Hurricane
Colors: Old Gold, Royal Blue, Crimson
Conference: American Athletic Conference
Home Court: Donald W. Reynolds Center (8,355)
President: Brad Carson, J.D.
Faculty Representative: Dr. Kirsten Olds
Director of Athletics: Rick Dickson

Men's Basketball Coaching Staff

Head Coach: Eric Konkol (Wisconsin-Eau Claire '00)
 Record at Tulsa: First Season
 Overall Record: 153-75 (7 years)

Assistant Coaches:

Duffy Conroy (St. Ambrose '00)
 Desmond Haymon (Stephen F. Austin '14)
 Yaphett King (Cal State Fullerton '05)

Director of Basketball Operations:

Josh Wolfe (Hope College)

Director of Scouting:

Allen Massey (Drake '19)

Assistant AD for Athletic Performance:

David Deets (Northeastern [Okla.] State '00)

Director of Scouting:

Jackson Patton (Olivet College '20)

Director of Content Creation and Branding:

Simeon Phillips (Elon '22)

Basketball Information

2021-22 Record: 11-20
2020-21 American Record: 4-14 (10th place)
Starters Returning/Lost: 2/3
Lettermen Returning/Lost: 8/5

Basketball History

All-Time Record: 1498-1201 (111 years)

Conference Championships (11): 1955, 1984, 1985, 1987, 1994, 1995 (MVC); 1999, 2000, 2002 (WAC); 2014 (C-USA); 2020 (AAC)

Postseason Conference Tournament Championships (6): 1982, 1984, 1986, 1996 (MVC); 2003 (WAC); 2014 (C-USA)

NCAA Appearances (16): 1955, 1982, 1984, 1985, 1986, 1987, 1994, 1995, 1996, 1997, 1999, 2000, 2002, 2003, 2014, 2016

NCAA "Sweet Sixteen" Appearances (3): 1994, 1995 and 2000 (Elite Eight)

NIT Appearances (11): 1953, 1967, 1969, 1981 (champions), 1983, 1990, 1991, 2001 (champions), 2009, 2010, 2015

CBI Appearances (2): 2008 (champions), 2013



INTRO

PLAYERS

STAFF

REVIEW

AMERICAN ATHLETIC CONFERENCE

OPPONENTS

RECORDS

HISTORY

Media Information

CREDENTIALS

Requests for working press credentials for Tulsa's home basketball games must be directed to the Athletic Media Relations Office. You can email requests to: jared-emerson@utulsa.edu

Members of the electronic media and those daily and Sunday papers covering Tulsa and its opponents on a regular basis will receive first priority for credentials. If space permits, every attempt will be made to honor other requests.

Credentials can be picked up at the Reynolds Center media entrance.

All credentials are non-transferable and are limited to members of the working media only. Your cooperation in this matter will help ensure the best possible working conditions. If credentials are misused, privileges to Tulsa basketball games will be revoked.

PARKING

Proper parking credentials will be needed for entrance to the media parking lot. These parking credentials are issued by the Athletic Media Relations Office. A limited number of parking spaces are available; therefore, members of the electronic media and those daily and Sunday papers covering Tulsa and its opponents on a regular basis will receive first priority. Press parking is located at the Eighth & Harvard Lot (proper credentials required).

PROPER PARKING CREDENTIAL IS REQUIRED.

PLAYER INTERVIEWS

All requests for interviews with Tulsa players should be made through the Athletic Media Relations Office. Please make your request a day in advance to allow enough time to arrange the interview. Interviews will be held in the Athletic Media Relations Office. The best time for extended interviews is normally between 10 a.m. and 1 p.m., depending on the players' class schedules and team obligations. Players are available for interviews before practice, class schedules permitting. All phone interviews will be conducted in the Athletic Media Relations Office.

COVERING PRACTICE

Media wishing to attend Tulsa practices must make prior arrangements by calling the Athletic Media Relations Office. Practice sessions are typically closed to the media and public. Head Coach Frank Haith and players will be available for interviews prior to practice depending on class schedules. Please contact the Athletic Media Relations Office at least a day in advance to arrange interviews with players and coaches.



WIRELESS/INTERNET AVAILABILITY

Wireless and limited hard-wire internet connections are available courtside and in the media room at the Donald W. Reynolds Center. Access to the MEDIA ONLY wireless network is available only in the media room, interview room and courtside at the Reynolds Center. For wireless password information, contact a TU athletic media relations representative.

STATISTICS

All media will be provided with a complete game statistical package, which includes first and second half play-by-play sheets, first and second half shot chart, halftime box score and post-game box score. If you need statistics to be e-mailed, please inform the Athletic Media Relations staff before the game.

POSTGAME INTERVIEW POLICY

After a 10-minute cooling off period, Tulsa Head Coach Eric Konkol will be available for media interviews in the Reynolds Center interview room. The opposing coach will also be available upon request. Tulsa players will be available 10 minutes after the game for interviews in the interview room as well. The Tulsa locker room will be closed. A postgame quote sheet will be distributed.

CREDITS

The 2022-23 Tulsa Basketball Media Guide is published by The University of Tulsa Athletic Media Relations

Office; Don Tomkalski, Sr. Associate AD/Communications; Stephanie Hall, director; and Jared Emerson, associate director.

Photographic contributions made by the *Tulsa World*, NIT, Joe Murphy, Dave Crenshaw, Mark Moore, Bill Powell and Ben Solomon. Additional contributions and research made by Wayne McCombs and Demetrius Bereolous.

FOR ASSISTANCE

This publication has been provided to assist you in your coverage of Tulsa basketball. We hope that it will be an invaluable asset to you during the 2022-23 season. Specific requests for media information should be directed to:

Jared Emerson
Athletic Communications
The University of Tulsa
800 South Tucker Drive
Tulsa, Okla. 74104-3189

The University of Tulsa is an equal opportunity/affirmative action institution.

Staff Directory

Basketball Staff

Head Coach	Eric Konkol
Assistant Coach	Duffy Conroy
Assistant Coach	Desmond Haymon
Assistant Coach	Yaphett King
Director of Basketball Operations	Josh Wolfe
Director of Scouting	Allen Massey
Director of Recruiting.....	Jackson Patton
Assistant AD for Athletic Performance	David Deets..... 631-5463

Support Personnel

Basketball Equipment Manager	Greg Criser	631-5826
Basketball Athletic Trainer	Stuart Plamp	631-5259
Director of Content Creation and Branding.....	Simeon Phillips	

Administration

VP & Athletic Director	Rick Dickson.....	631-2381
Faculty Athletics Representative.....	Dr. Kirsten Olds.....	631-3714
Exec. Sr. Associate AD/Compliance/SWA.....	Crista Troester	631-3507
Coordinator of Admin. Ops and Special Projects.....	Mina Jones.....	631-2380
Associate AD/Student-Athlete Development	Schnea Nealy.....	631-2255
Associate AD/Student-Athlete Success.....	Karen Gober	631-3622
Assistant AD/Athletic Performance	Erich Anthony.....	631-3409
Associate AD/Development	Pooh Williamson.....	631-2081
Director of Development.....	Kyle Zerr.....	631-3347
Associate AD/Compliance.....	Russell Fisher.....	631-3299
Assistant Director of Compliance.....	Lindsey Smith.....	631-2028
Associate AD/Revenue Generation & Fan Engagement...	Jason Malay	631-2935
Assistant AD for Operations and Facilities.....	Drew Friedman.....	631-2323
Director of Ticket Operations	Zack Orr.....	631-4688
Assistant AD for Marketing and Comm. Engagement..	Austin Queck.....	501-529-1438
Director of Fan Engagement.....	Alyssa Schwantner	626-409-9925
Creative Director.....	Ellen Holton.....	847-732-4501
Director of Broadcasting.....	Bruce Howard	631-3457
Director of Video Services.....	Blake Schaich	631-5468
Assistant Director of Video Services.....	Reed Nelson.....	631-2104

Numbers To Know

Area Code - 918

Athletic Media Relations.....	631-3200
Athletic Ticket Office	631-4688
Athletic Web Site	www.tulсахurricane.com
Facebook	facebook.com/tulсахurricane
Twitter.....	twitter.com/tulсахurricane
	twitter.com/tumbasketball
Instagram	@tulсахurricaneathletics
	@tulсambasketball

Athletic Media Relations Staff



Don Tomkalski

Senior Associate AD/Communications
 Email: donald-tomkalski@utulsa.edu
 Office: 918-631-3200
 Cell: 918-640-0683



Stephanie Hall

Director/WBB Contact
 Email: stephanie-hall@utulsa.edu
 Office: 918-631-2163
 Cell: 918-232-2393



Jared Emerson

Associate Director/MBB Contact
 Email: jared-emerson@utulsa.edu
 Cell: 918-852-0398



Zach Carattini

Media Relations Assistant
 Email: zrc5634@utulsa.edu
 Cell: 308-430-5550

Directions to Donald W. Reynolds Center

From: West (Oklahoma City)

1. Take I-35 North to I-44 East/Turnpike exit.
2. Take I-44 to I-244 East exit.
3. Take I-244 to Harvard Ave. exit, turn right at stoplight.
4. Turn right on 8th Street. Reynolds Center is on your left.

From: East (from I-244)

1. Take US-169 North towards Owasso.
2. Exit US-169 at I-244/US-412 toward Tulsa/Joplin.
3. Take I-244 West, exit at Harvard Ave.
4. Turn left at stoplight.
5. Turn right on 8th Street. Reynolds Center is on your left.

From: North (from I-35)

1. Exit I-35 at US-412 East/Cimarron Turnpike.
2. Take US-412 to Harvard Ave.
3. Turn right on Harvard Ave. at stoplight.
4. Turn right on 8th Street. Reynolds Center is on your left.

From: South (Dallas)

1. Take I-35 North.
2. Take I-40 East/I-35 North/US-62 East, exit toward Wichita/Ft. Smith.
3. Take I-35 North to I-44 East.
4. Take I-44 East/Turnpike exit.
5. Take the I-244 East exit.
6. Exit on Harvard Ave., take right at stoplight.
7. Turn right on 8th Street. Reynolds Center is on your left

INTRO

PLAYERS

STAFF

REVIEW

AMERICAN ATHLETIC CONFERENCE

OPPONENTS

RECORDS

HISTORY

The University of Tulsa

The University of Tulsa is a student-centered research university that cultivates interconnected learning experiences to explore complex ideas and create new knowledge in a spirit of free inquiry. Guided by our commitment to diversity, equity and service, we prepare individuals to make meaningful contributions to our campus, our community and our world.



TU is Oklahoma's highest ranked private university. It comprises a graduate school and five colleges: Kendall College of Arts & Sciences, Collins College of Business, Oxley College of Health Sciences, College of Engineering & Natural Sciences and College of Law. Popular majors include mechanical engineering, computer science, nursing, exercise/sports science, psychology and finance. Although TU is small, we have more nationally competitive scholars than all other Oklahoma colleges combined.

A leader in blending liberal arts, professional studies and career support, TU strives to produce the region's most well-rounded, life- and career-ready alumni. TU also is Top 25 in the nation for STEM education, ranks No. 3 in the nation for petroleum engineering and is tied with Harvard for undergraduate cybersecurity programs. TU also is home to internationally acclaimed poets, theologians and entrepreneurs. Across all our programs, faculty and staff ensure that students receive the support and guidance they need to thrive in their studies and beyond. Beginning in fall 2022, all incoming undergraduates are eligible to participate in the CaneCareers Job Placement Guarantee. Students who complete all program requirements are guaranteed to be offered an entry-level job in their field

of study or to be accepted into a graduate or professional program within six months of graduation. If not, they will receive a free semester of graduate school tuition benefit at TU. Last year, TU students who earned a bachelor's degree reported an average starting salary of \$68,117.

Clubs, intramurals, Greek life, study abroad and community engagement opportunities are plentiful. While TU welcomes students from 45 states and dozens of countries, we are profoundly invested in our hometown. We continually seek ways to partner with people and organizations across the City of Tulsa in order to represent and unite this vibrant and diverse community while playing a pivotal role in propelling it forward socially, culturally and economically.

TU recognizes the Tribal lands on which our beautiful main campus resides. We honor and acknowledge the Indigenous tribes, and tribes who were forcibly removed, including the Ni-u-kon-ska (Osage), Kitikiti'sh (Wichita), Kadohadacho (Caddo), Mvskoke (Muscogee [Creek]) and Tsálg (Cherokee) Tribal Nations as the original inhabitants and keepers of the land and water that we now call Tulsa.

TU Fact Sheet

Location: Tulsa, Oklahoma (population: 1.1M metro)

Founded: 1894

Institution type: Private, doctoral degree granting, accredited, coeducational

Affiliation: Nondenominational

Enrollment: 3,705 in 2022

Degrees: 66 undergraduate, 28 masters, 15 doctoral

Student/faculty ratio: 11 to 1

Full-time faculty: 303

Endowed chairs and/or professorships: 43

TU Presidential Scholars: 141

Students from diverse backgrounds:
U.S. multicultural, 33% / International, 9%

Competitive scholarships awarded to TU students:

- 66 Goldwater Scholarships
- 71 National Science Foundation Graduate Fellowships
- 36 Benjamin A. Gilman Scholarships
- 25 Fulbright Grants
- 12 Truman Scholarships
- 11 Phi Kappa Phi Graduate Fellowships
- 9 Morris K. Udall Scholarships
- 9 Department of Defense Fellowships
- 5 British Marshall Scholarships
- 3 Rhodes Scholarships (9 finalists)
- 3 USA Today All Stars
- 2 Fulbright Canada-MITACS Globalink Research Internships
- 2 James Madison Fellowships
- 1 Freeman-ASIA Award

Athletics: Division I – 17 men's and women's teams

Conference: American Athletic

Nickname: Golden Hurricane

Colors: Old Gold, Royal Blue, Crimson

Tulsa, Oklahoma — “Green Country”

Geographically, Tulsa sits at the crossroads of America. Metaphorically, it is the crossroads of America. It's where creative expression, sophistication and down-to-earth hospitality all converge in a lush natural setting to redefine what it means to be a modern American city.

Tulsa is nestled in the northeastern quadrant of Oklahoma, right in the heart of “Green Country.” The rolling green hills and wooded terrain of the city lies at an elevation of 700 feet above sea level and offers a temperate climate. Tulsa's enjoy 227 days of sunshine a year and an average daily temperature of 61 degrees.

What began as Tulse Town in 1836 under a sturdy oak tree, which still stands today at 18th and Cheyenne Streets, is today the second largest city in Oklahoma. Tulsa was forever changed by the discovery of oil in 1901.

Today, Tulsa offers enviable low cost of living combined with big city attractions and amenities. From world-class outdoor spaces to legendary music venues, Tulsa has an unexpected, dynamic quality of life without the sticker shock of other regions.

Lots of cities have notable parks, but very few have a crown jewel like Gathering Place. This 100-acre riverfront park is situated in the heart of Tulsa. On par with visionary public spaces as Manhattan's Central Park and Chicago's Millennium Park, Gathering Place blends nature in an urban setting, providing Tulsans and visitors more space to play, relax and gather together along the Arkansas River. The park's highlights include an adventure playground, seasonal gardens, walking and biking trails, a pond and boathouse, two restaurants, and much more.

Downtown Tulsa is a treasure trove for lovers of architecture, with a concentration of Art Deco rivaled only by New York City and Miami. The central public space in downtown, Guthrie Green, is a year-round destination for live music, cultural programming and festivals. Just a few blocks northeast is ONEOK Field, home of the Tulsa Drillers, a Class AA affiliate of the Los Angeles Dodgers. The ballpark sits within the historic Greenwood District, Tulsa's resurgent Black Wall Street known internationally as a hub of African American entrepreneurship and resilience.

Nearby you'll find the Blue Dome and Arts districts, which offer visitors a variety of restaurants, bars and galleries. Downtown's premier shopping and specialty stores — a confectionary, rare guitars, an indie bookstore and more — have something for every taste.

The BOK Center is downtown Tulsa's award winning and premier sports and entertainment venue, playing host to worldwide superstars and NCAA DI Basketball Championship tournaments. The venue was named the 2016 and 2018 Arena of Year.



“The Tulsa Sound” is as alive and well in 2019 as it was when Eric Clapton and George Harrison jammed with Tulsa's own Leon Russell and JJ Cale. Tulsa's historic live music venues, like the Cain's Ballroom and Brady Theater, are second to none. The multi-purpose BOK Center is a world-class entertainment venue, recently named the Arena of the Year for the second time in the last three years.

Take in a special afternoon of art, culture and history at one of the city's iconic museums, including the world's greatest collection of Western art at the Gilcrease Museum and the eclectic and thoroughly contemporary Philbrook Museum of Art. You'll also find the Woody Guthrie Center, which celebrates the acclaimed folk singer's life and legacy, and soon you'll be able to visit the permanent home of Bob Dylan's archives. Other family-friendly attractions include the Tulsa Children's Museum, the Tulsa Zoo and the Oklahoma Aquarium.

The crossroads of America wouldn't be complete without America's Main Street. Historic Route 66 runs the full east-to-west stretch of the city along 11th Street, offering nostalgic looks at the city's past and a bold vision of the community's future. From classic diners and burger joints to the new Mother Road Market food hall, Route 66 in Tulsa is one of city's newest culinary hotspots.

Further into the city, notable districts include Cherry Street, a seven-block hub of trendy shops, bistros, cafés and bars; Brookside, a nearly mile-long stretch of upscale shopping and dining; and the Pearl District, which has Tulsa's highest concentration of craft breweries. The Hard Rock Hotel and Casino, River Spirit Casino Resort and Osage Casino also feature restaurants, night-clubs and a constant stream of live entertainment.

Tulsa hosts a never-ending lineup of exciting games, tournaments and recreational events throughout the year. Sports spectators can look to The University of Tulsa, Tulsa Drillers baseball, Tulsa Oilers ice hockey and FC Tulsa soccer. Tulsa Tough is one of the most popular bicycle street races in the country, and the annual Tulsa Run the Route 66 Marathon appeal to runners from around the world.

For every local or visitor, Tulsa inspires something different! To learn more about all that Tulsa has to offer, check out VisitTulsa.com.

DONALD W.

REYNOLDS CENTER

When the Golden Hurricane step onto the court at the Donald W. Reynolds Center for the 2022-23 season opener, it will tip-off the 25th year of basketball at the state-of-the-art on-campus facility. Donald W. Reynolds Center attendance topped 1 million fans in just its 10th year (2007-08).

It seems hard to believe, that the Reynolds Center has been home to the Tulsa basketball team for 24 years. Although the first event at the Reynolds Center was The University of Tulsa's mid-year graduation on December 19, 1998, the first athletic event housed in the \$32 million multi-use facility was a men's basketball game 10 days later.

The long-awaited on-campus facility for the nationally prominent basketball program pitted the Tulsa Golden Hurricane against the Cleveland State Vikings on Dec. 29. The home team came away with a 79-51 victory in front of a sellout crowd.

The Hurricane men's team proceeded to sell-out six of the next seven games played in the Reynolds Center and posted an overall 7-1 record in their inaugural season.

In 24 seasons, Tulsa basketball has compiled a 268-77 record at the Reynolds Center for a .777 winning percentage. Tulsa has played in front of 42 sellout crowds.

In that first season, Tulsa averaged 8,282 fans for eight games. Tulsa's next highest home attendance average came in 2002-03 when, the Hurricane played in front of an average of 8,250 fans for 14 regular season games. By hosting the Western Athletic Conference Tournament that year, Tulsa's attendance average for 17 games ended at 7,747 fans. Tulsa played three games in the WAC Tournament en route to winning the postseason tournament title in 2003.

Tulsa surpassed the mark of 500,000 fans for home attendance at the Donald W. Reynolds Center in less than five full seasons of competition. The Hurricane surpassed that plateau during the 2002-03 season.

The Reynolds Center is a 138,000-square foot facility that includes an 8,355 seat arena. The facility, located on the

northwest corner of Harvard Avenue and 11th Street, east of Skelly Field at H.A. Chapman Stadium, is not only home to the men's basketball program, but also serves as the home site of the women's basketball and women's volleyball teams.

The facility also houses facilities for video editing and strength training; and the state's first accredited academic program in athletic training/sports medicine. In addition, the center directly supports student commencement activities, career fairs, student-sponsored concerts, cultural festivals, student intramural competitions, classroom instruction and campus-related community events.

The center is a crucial component of the university's master plan, approved in 1994, which moved the campus toward a more residential environment.

The center provides the campus with an exceptional indoor event facility where, for the first time in TU's history, the entire university community can gather at once. Further, the facility is a physical anchor for the campus that strengthens TU's community outreach and energize the surrounding community — enabling the university and the city to come together at TU with spirit and pride.

The center has greatly increased the number of visitors to Tulsa and to the university. The school's membership in Conference USA is pivotal in attracting C-USA schools and their fans to the facility, thus heightening both TU's and the city's profile beyond the state of Oklahoma. In addition, the facility supports the university's commitment to its NCAA Division I athletic program while broadening opportunities for increased revenue and decreased rental expense.

The impact that the Reynolds Center has had on student recruiting and TU's national visibility is significant. Since

Tulsa's Attendance Records at Donald W. Reynolds Center

Season	Games	Record	Attendance	Average	Sellouts
1998-99	8	7-1	66,259	8,282	7
1999-00	15	14-1	122,754	8,184	11
2000-01	19	16-3	149,068	7,846*	3
2001-02	16	13-3	129,561	8,098*	7
2002-03	17	14-3	131,702	7,747*	7
2003-04	14	7-7	103,380	7,384	2
2004-05	16	8-8	95,076	5,942	0
2005-06	13	8-5	76,211	5,862	1
2006-07	18	14-4	97,656	5,425	0
2007-08	20	18-2	115,027	5,751	2
2008-09	17	15-2	104,100	5,783	0
2009-10	18	16-2	98,846	5,491	1
2010-11	14	11-3	81,045	5,403	0
2011-12	15	10-5	66,346	4,423	0
2012-13	14	9-5	64,115	4,580	0
2013-14	14	11-3	63,389	4,528	0
2014-15	18	13-5	85,778	4,765	0
2015-16	15	12-3	71,177	4,745	0
2016-17	15	10-5	64,876	4,325	0
2017-18	15	13-2	67,762	4,517	1
2018-19	17	14-3	71,885	4,229	0
2019-20	17	15-2	68,731	4,043	0
2020-21 [^]	8	3-5	600	75	0
2021-22	16	8-8	46,575	2,911	0
Total	369	279-90	2,041,919	5,534	42

(.777 winning percentage)

* Includes three WAC Tournament games each year.

[^] Attendance Limited by Pandemic

it opened, the Reynolds Center has hosted a variety of concerts and the NAIA National Basketball Tournament, as well as various high school basketball tournaments. The Reynolds Center served as host for the 2001, 2002 and 2003 Western Athletic Conference Men's and Women's Basketball Tournaments and the 2007 and 2010 Conference USA Women's Basketball Tournaments.

The facility was designed by Kansas City-based HOK Sports Facilities Group, Inc., the leader in the field. Other HOK projects include the design of United Center in Chicago, Oriole Park in Camden Yard and Coors Field in Denver.



PLAYERS

Tulsa returns eight letterwinners from last season and the Golden Hurricane added five new faces to the roster for the 2022-23 season.

INSIDE

Alphabetical and Numerical Rosters	8
Schedule	9
Player Profiles	10-22

2022-23 Tulsa Numerical Roster

No.	Name	Pos.	Ht.	Wt.	Cl./Exp.	Hometown	Previous School
0	Jesaiah McWright	G	6-4	176	Fr-HS	Houston, Texas	Cypress Falls HS
1	Sam Griffin	G	6-3	186	Jr-1L	Miami, Fla.	UT Arlington
2	Keyshawn Embery-Simpson	G	6-3	210	Sr-2L	Midwest City, Okla.	Arkansas
3	Sterling Gaston-Chapman	G	6-4	218	So-1L	Wichita, Kan.	Campus High School
4	Brian "BB" Knight II	G	6-6	189	Fr-HS	Katy, Texas	Tompkins HS
5	Peyton Urbancic	G	6-5	207	Jr-2L	Naples, Fla.	First Baptist Academy
10	Tim Dalger	F	6-7	222	Jr-1L	Fort Lauderdale, Fla.	Independence CC
11	Brandon Betson	G	6-1	181	Jr-TR	Hercules, Calif.	Chicago State
12	Nikita Konstantynovskyi	F	6-10	232	Jr-1L	Kyiv, Ukraine	Northeastern Oklahoma A&M
14	Anthony Pritchard	G	6-2	184	So-1L	Tulsa, Okla.	Webster HS
15	Charles Chukwu	C	6-9	250	Fr-HS	Katy, Texas	Paetow HS
23	Ari Seals	G	6-3	177	Jr-2L	Frisco, Texas	Frisco HS
33	Bryant Selebangué	F	6-8	227	So-TR	LaSalle, Ontario	Florida SouthWestern State

2022-23 Tulsa Alphabetical Roster

No.	Name	Pos.	Ht.	Wt.	Cl./Exp.	Hometown	Previous School
11	Brandon Betson	G	6-1	181	Jr-TR	Hercules, Calif.	Chicago State
15	Charles Chukwu	C	6-9	250	Fr-HS	Katy, Texas	Paetow HS
10	Tim Dalger	F	6-7	222	Jr-1L	Fort Lauderdale, Fla.	Independence CC
2	Keyshawn Embery-Simpson	G	6-3	210	Sr-2L	Midwest City, Okla.	Arkansas
3	Sterling Gaston-Chapman	G	6-4	218	So-1L	Wichita, Kan.	Campus High School
1	Sam Griffin	G	6-3	186	Jr-1L	Miami, Fla.	UT Arlington
4	Brian "BB" Knight II	G	6-6	189	Fr-HS	Katy, Texas	Tompkins HS
12	Nikita Konstantynovskyi	F	6-10	232	Jr-1L	Kyiv, Ukraine	Northeastern Oklahoma A&M
0	Jesaiah McWright	G	6-4	176	Fr-HS	Houston, Texas	Cypress Falls HS
14	Anthony Pritchard	G	6-2	184	So-1L	Tulsa, Okla.	Webster HS
23	Ari Seals	G	6-3	177	Jr-2L	Frisco, Texas	Frisco HS
33	Bryant Selebangué	F	6-8	227	So-TR	LaSalle, Ontario	Florida SouthWestern State
5	Peyton Urbancic	G	6-5	207	Jr-2L	Naples, Fla.	First Baptist Academy

Head Coach: Eric Konkol (Wisconsin-Eau Claire '00) 1st Season

Assistant Coaches: Duffy Conroy (St. Ambrose '00) 1st Season

Desmond Haymon (Stephen F. Austin '14) 1st Season

Yaphett King (Cal State Fullerton '05) 1st Season

Director of Basketball Operations: Josh Wolfe (Hope College) 1st Season

Director of Scouting: Allen Massey (Drake '19), 1st Season

Director of Recruiting: Jackson Patton (Olivet College '20) 1st Season

Assistant AD for Athletic Performance: David Deets (Northeastern [Okla.] State '00), 6th season

Director of Content Creation and Branding: Simeon Phillips (Elon University '22) 1st Season

Graduate Assistant: Rico Sylvester (Missouri '21), 1st Season

Graduate Manager: Cameron Ramos (Olivet College '22), 1st Season

Pronunciation Guide:

Charles Chukwu — Choo-Koo

Tim Dalger — Tim Dal (Like Dallas) - grrr

Nikita Konstantynovskyi — Con-stan-tee-nov-ski

Jesaiah McWright — Jes-eye-uh

Bryant Selebangué - Sell-eh-bun-gay

Peyton Urbancic — Ur-ban-shick

2022-23 Tulsa Schedule

Date	Day	Opponent	Location	Time
NOVEMBER				
7	Mon.	at Oregon State	Corvallis, Ore.	11:00 P.M.
12	Sat.	JACKSON STATE (ESPN+)	Reynolds Center	2:00 P.M.
17	Thu.	vs. Loyola Chicago# (ESPNU)	Conway, S.C.	8:30 P.M.
18	Fri.	vs. Boise State or Charlotte# (ESPNU/ESPN+)	Conway, S.C.	TBA
20	Sun.	TBA#	Conway, S.C.	TBA
25	Fri.	at Oklahoma State	Stillwater, Okla.	7:00 P.M.
DECEMBER				
3	Sat.	ORAL ROBERTS (ESPN+)	Reynolds Center	2:00 P.M.
7	Wed.	DETROIT MERCY (ESPN+)	Reynolds Center	7:00 P.M.
10	Sat.	CENTRAL MICHIGAN (ESPN+)	Reynolds Center	2:00 P.M.
16	Fri.	MISSISSIPPI VALLEY STATE (ESPN+)	Reynolds Center	7:00 P.M.
21	Wed.	at Loyola Marymount	Los Angeles, Calif.	9:00 P.M.
28	Wed.	HOUSTON* (ESPN2/ESPNU)	Reynolds Center	8:00 P.M.
JANUARY				
1	Sun.	at SMU* (ESPN2/ESPNU)	Dallas, Texas	2:00 P.M.
4	Wed.	at Tulane* (ESPN+)	New Orleans, La.	6:00 P.M.
10	Tue.	TEMPLE* (ESPN+)	Reynolds Center	8:00 P.M.
14	Sat.	at Wichita State* (ESPN+)	Wichita, Kan.	3:00 P.M.
18	Wed.	SMU* (ESPN+)	Reynolds Center	7:00 P.M.
21	Sat.	TULANE* (ESPNU)	Reynolds Center	7:00 P.M.
24	Tue.	at East Carolina* (ESPN+)	Greenville, N.C.	6:00 P.M.
29	Sun.	MEMPHIS* (ESPN2)	Reynolds Center	4:00 P.M.
FEBRUARY				
1	Wed.	at Cincinnati* (ESPN+)	Cincinnati, Ohio	6:00 P.M.
5	Sun.	WICHITA STATE* (ESPN+)	Reynolds Center	2:00 P.M.
8	Wed.	at Houston* (ESPN+)	Houston, Texas	7:00 P.M.
11	Sat.	at UCF* (ESPN+)	Orlando, Fla.	6:00 P.M.
15	Wed.	SOUTH FLORIDA* (ESPN+)	Reynolds Center	7:00 P.M.
19	Sun.	at Temple* (ESPN2/ESPNU)	Philadelphia, Penn.	1:00 P.M.
21	Tue.	EAST CAROLINA* (ESPN+)	Reynolds Center	7:00 P.M.
26	Sun.	UCF* (ESPNU)	Reynolds Center	4:00 P.M.
MARCH				
1	Wed.	at South Florida* (ESPN+)	Tampa, Fla.	4:00 P.M.
9-12	Thur-Sun.	American Athletic Conference Championship	Fort Worth, Texas	TBA

BOLD CAPS denotes Home games

Myrtle Beach Invitational

* American Athletic Conference Game

All times are Central

INTRO

PLAYERS

STAFF

REVIEW

AMERICAN ATHLETIC
CONFERENCE

OPPONENTS

RECORDS

HISTORY



#1
SAM
GRIFFIN

GUARD | 6-3 • 186 • Jr-1L • Miami, Fla. • Westminster HS/UT Arlington

CAREER AT TULSA – A returning letterwinner who has played one season with the Golden Hurricane ... Has scored 454 points as a Hurricane in 31 games, 23 as a starter ... Averages 14.6 points, 1.7 rebounds and 1.9 assists.

2021-22 – Appeared in 31 games with 23 starts ... averaged a team second-best 14.6 points and led the team with 67 3-pointers ... scored in double figures 24 times in the season and scored 20 or more points in eight contests, including a season-high 25 points at Memphis (Jan. 4) ... Member of the 400 point club at Tulsa, finishing with 454 points ... Named to the all-tournament team for the Sunshine Slam Tournament ... Connected on five 3-points twice, against Air Force (Nov. 23 and at Tulane (Jan. 26) ... Recorded a career-best four steals against Alcorn State ... Named to conference honor roll five times.

PREVIOUS COLLEGE – Played in 58 career games at UT-Arlington and made 31 starts ... averaged 11.2 points, 1.6 assists and 1.6 rebounds per game ... had a career-high 28 points in the 2020-21 season at Arkansas State.

2020-21 (AT UTA) – Played in all 26 games and had 16 starts at UT-Arlington ... averaged 13.3 points, 2.0 rebounds and 2.2 assists in 26 games ... started 16 games ... connected on .405 from the field, 390 from 3-point range and .848 from the free throw line in the 2020-21 season ... was second on the team in scoring with a 13.3 average ... scored 15.4 points in Sun Belt Conference games to rank 6th in the league ... ranked 4th in the Sun Belt in conference games with 46 made 3-pointers ... scored 16 points in 18 minutes off the bench on Feb. 22 at Louisiana ... tallied 20+ points for three-straight games, including a career-best 28 at Arkansas State (Jan. 29), 23 the next day and 23 vs. ULM (Feb. 5) ... scored 18 points in three-straight games from Jan. 2-9 ... posted a then-career-high 25 (23 in the 2nd half) at Little Rock (Jan. 1) ... had team-highs of 17 points vs. Little Rock and 13 points at Tulsa ... totaled nine assists and no turnovers against Dallas Christian ... had eight assists at ULM (Jan.8) to double his previous high versus a D-I opponent.

2019-20 (AT UTA) – Appeared in all 32 games, making 15 starts ... finished the season ranked 3rd on the team in scoring with a 9.4 average ... also averaged 1.3 rebounds and 1.1 assists ... led the team in 3-pointers made (54) and 3-point percentage (35.1; 54-154) ... started the final 14 games of the year after coming off the bench in 17 of the first 18 contests ... over the final 14 games, he averaged 12 points per game ... was the only player on the team to reach double-figure points in each of the final seven games of the season ... led UTA in scoring seven times, including the season finale in the Sun Belt Tournament First Round vs. Coastal Carolina (Mar. 7) ... scored a team-high 20 points at Sun Belt Regular Season Champion Little Rock (Jan. 4) ... delivered a then-season-high 20 points in a road win at Elon (Nov. 28), going 8-9 from the floor ... that 89-percent performance was tied for the 6th-best by any Sun Belt player during the season ... knocked down four 3-pointers on four separate occasions ... reached double-figure points 15 times ... had 17 games with at least one steal.

HIGH SCHOOL – Played his final two seasons at Westminster High School and before that spent two years at Miami Norland ... was a first-team all-state selection in Class 4A as a senior ... also named first-team all-county as a senior ... averaged 23 points per game as a senior and scored 49 combined points in the Class 4A state semifinals and final game ... led his team to a third-straight state championship (four-straight title game appearance for the team overall) after pouring in 24 points in the title game and 25 in the semifinal ... averaged 17.1 points, 4.8 rebounds and 4.6 assists per game as a junior ... all-tournament team member from the state tournament ... all-county selection by the Miami Herald and Sun Sentinel ... competed in the prestigious Kreul Classic and MAIT (Montverde Academy Invitational Tournament) featuring some of the best high school teams in the nation and state of Florida ... attended Miami Norland for two years before transferring to Westminster where he eclipsed 1,000 points in just two seasons.

PERSONAL – Born on Sept. 26, 2001 ... son of Freeketa and Samuel ... has one sibling, Samoni ... played club ball with Nike South Beach (EYBL), Chandler Parsons (Adidas circuit) and Team Automation (Under Armour circuit).



Griffin's Career Statistics

				Field Goals		3-Point		F-Throws		Rebounds				Scoring						
SEASON	TEAM	GP-GS	MIN/AVG	FG-FGA	FG%	3FG-3FGA	3FG%	FT-FTA	FT%	OFF	DEF	TOT	AVG	PF-FO	A	TO	BLK	STL	PTS	AVG
2019-20	UTA	32-15	672/21.0	112-262	.427	54-154	.351	23-32	.719	1	42	43	1.3	31-0	36	29	0	20	301	9.4
2020-21	UTA	26-16	639/24.6	124-306	.405	60-154	.390	39-46	.848	8	43	51	2.0	16-0	57	29	0	17	347	13.3
2021-22	Tulsa	31-23	939/30.3	162-418	.388	67-201	.333	63-74	.851	4	50	54	1.7	29-0	59	56	1	35	454	14.6
TOTAL FOR Tulsa		31-23	939/30.3	162-418	.388	67-201	.333	63-74	.851	4	50	54	1.7	29-0	59	56	1	35	454	14.6
TOTAL		89-54	2250/25.3	398-986	.404	181-509	.356	125-152	.822	13	135	148	1.7	76-0	152	114	1	72	1102	12.4

2022-23 MEN'S BASKETBALL

Griffin's Game-By-Game Statistics

Main game-by-game statistics table with columns for Opponent, Date, GS, MIN, Total (FG-FGA, PCT, 3FG-3FGA, PCT, FT-FTA, PCT), Rebounds (OFF, DEF, TOT, AVG), PF, A, TO, BLK, STL, PTS, and AVG.

Player Averages

Summary table for Player Averages with columns: Games Played, Minutes/game, Points/game, FG Pct, 3FG Pct, FT Pct, Rebounds/game, Assists/game, Turnovers/game, Assist/Turnover ratio, Steals/game, Blocks/game.

Second main game-by-game statistics table with columns for Opponent, Date, GS, MIN, Total (FG-FGA, PCT, 3FG-3FGA, PCT, FT-FTA, PCT), Rebounds (OFF, DEF, TOT, AVG), PF, A, TO, BLK, STL, PTS, and AVG.

Player Averages

Summary table for Player Averages with columns: Games Played, Minutes/game, Points/game, FG Pct, 3FG Pct, FT Pct, Rebounds/game, Assists/game, Turnovers/game, Assist/Turnover ratio, Steals/game, Blocks/game.

Main game-by-game statistics table with columns for Opponent, Date, GS, MIN, Total (FG-FGA, PCT, 3FG-3FGA, PCT, FT-FTA, PCT), Rebounds (OFF, DEF, TOT, AVG), PF, A, TO, BLK, STL, PTS, and AVG.

Player Averages

Summary table for Player Averages with columns: Games Played, Minutes/game, Points/game, FG Pct, 3FG Pct, FT Pct, Rebounds/game, Assists/game, Turnovers/game, Assist/Turnover ratio, Steals/game, Blocks/game.

CAREER HIGHS

Table listing career highs for Points, Field Goals Made, Field Goal Attempts, 3-Point Field Goals, 3-Point Field Goal Attempts, Free Throws Made, Free Throw Attempts, Rebounds, Assists, Steals, Blocks, and Minutes.

MISCELLANEOUS CAREER NUMBERS

Table listing miscellaneous career numbers for Double-Doubles, 20+ Points, 10+ Points, 5+ Rebounds, 10+ Rebounds, 3+ 3-Pointers, 5+ Assists, 2+ Steals, 2+ Blocks, Led TU in Points, Led TU in Rebounds, Led TU in Assists, Led TU in Steals, and Led TU in Blocks.

* at UT Arlington

INTRO

PLAYERS

STAFF

REVIEW

AMERICAN ATHLETIC CONFERENCE

OPPONENTS

RECORDS

HISTORY



#2

KEYSHAWN

EMBERY-SIMPSON

GUARD | 6-3 • 210 • Sr-2L • Midwest City, Okla. • Arkansas

CAREER AT TULSA — A two-year letterwinner ... has played in 35 games at Tulsa and started in 20 contests ... has career averages of 6.1 points, 1.7 rebounds and 1.1 assists as a member of the Golden Hurricane ... Scored a career-high 16 points against LSU (2/2/2019) and Ole Miss (1/19/19) while a freshman at Arkansas.

2021-22 — Made 12 appearances with 14 starts ... recorded 3.6 points, 0.8 rebounds and 1.3 assists per game while shooting at a 34.9 percent clip from the field ... Had a season-high nine points in the opener against Northwestern State ... Missed the latter half of the season after not making academic requirements.

2020-21 — Appeared in 23 games with 16 starts, putting in 24.4 minutes per game ... averaged 7.3 points, 2.2 rebounds and 1.0 assists ... shot 39.4-percent from the field and 31.5-percent from three ... scored in double-figures seven times, scoring a season-high 14 twice against TCU (Nov. 28) and Northeastern State (March 4) ... recorded a career-high seven rebounds and four assists against Southwestern Christian (Dec. 23) ... averaged 9.4 points on 51.1-percent shooting from the field and 46.6-percent shooting from three in the last three games of the season.

PRIOR TO TULSA — Played his freshman season at Arkansas in 2018-19 ... averaged 4.1 points, 1.2 rebounds and 14.6 minutes per game and helped the Razorbacks to an 18-win campaign ... scored a season-high 16 points in road contests at Ole Miss and LSU, while he hit the go-ahead 3-pointer with 14 seconds left to lift Arkansas to a win over Vanderbilt.

HIGH SCHOOL — A consensus four-star recruit, he played three seasons at Midwest City High School before finishing his prep career at IMG Academy in Bradenton, Fla. ... rated the No. 22 point guard in the country and the No. 13 overall prospect in Florida by 247sports.com ... as a junior at Midwest City, he averaged 26.8 points and 5.6 rebounds per game and earned a spot on *The Oklahoman's Super 5 Team* ... he helped lead the Bombers to a 23-4 record and state championship that season.

PERSONAL — Full name is Keyshawn Lawrence Embery-Simpson ... born May 26, 1999 ... son of Jermaine and Keisha Simpson ... has a younger sister, Ada ... started playing basketball at age 9 ... favorite professional player is Paul George ... favorite television show is "The Flash" and favorite actor is Will Smith ... media studies major.



Embery-Simpson's Career Statistics

SEASON	TEAM	GP-GS	MIN/AVG	Field Goals		3-Point		F-Throws		Rebounds				Scoring						
				FG-FGA	FG%	3FG-3FGA	3FG%	FT-FTA	FT%	OFF	DEF	TOT	AVG	PF-FO	A	TO	BLK	STL	PTS	AVG
2018-19	Ark	33-0	483/14.6	47-136	.346	23-85	.271	18-26	.692	9	29	38	1.2	42-0	21	22	2	24	135	4.1
2020-21	Tulsa	23-16	560/24.4	61-155	.394	28-89	.315	19-33	.576	9	42	51	2.2	39-0	23	31	2	12	169	7.3
2021-22	Tulsa	12-4	230/19.2	15-43	.349	10-29	.345	3-4	.750	2	8	10	0.8	9-0	16	10	0	4	43	3.6
TOTAL FOR Tulsa		35-20	791/22.6	76-198	.384	38-118	.322	22-37	.595	11	50	61	1.7	48-0	39	41	2	16	212	6.1
TOTAL		68-20	1274/18.7	123-334	.368	61-203	.300	40-63	.635	20	79	99	1.5	90-0	60	63	4	40	347	5.1

2022-23 MEN'S BASKETBALL

Embery-Simpson's Game-By-Game Statistics

2018-19 (FRESHMAN AT ARKANSAS)

OPPONENT	DATE	MP	FG-A	PCT	3PT-A	PCT	FT-A	PCT	O-D-T	PF	A	TO	BK	ST	TP
vs. Texas	11/09/18	9	0-2	.000	0-0	.000	0-1	.000	1-1-2	0	0	0	0	0	0
UC Davis	11/12/18	18	2-6	.333	1-4	.250	2-2	1.000	0-0-0	1	1	0	0	2	7
Indiana	11/18/18	14	1-5	.200	0-2	.000	0-0	.000	0-2-2	3	1	0	1	0	2
Montana State	11/21/18	17	2-5	.400	2-5	.400	0-0	.000	0-0-0	1	1	0	0	1	6
Texas-Arlington	11/23/18	18	0-5	.000	0-4	.000	2-2	1.000	0-3-3	1	0	1	0	0	2
FIU	12/01/18	18	3-5	.600	1-3	.333	0-2	.000	0-3-3	1	3	2	0	3	7
at Colorado State	12/05/18	16	5-6	.833	4-5	.800	0-0	.000	1-1-2	2	2	0	0	1	14
Western Kentucky	12/08/18	8	0-2	.000	0-2	.000	0-0	.000	0-0-0	2	0	1	0	0	0
vs. UTSA	12/15/18	11	0-2	.000	0-2	.000	2-4	.500	0-0-2	1	0	1	1	0	2
Georgia Tech	12/19/18	12	0-2	.000	0-2	.000	0-0	.000	0-0-0	1	2	0	1	0	0
Texas State	12/22/18	14	1-5	.200	0-0	.000	0-0	.000	1-1-2	1	0	1	0	1	2
Austin Peay	12/28/18	13	5-8	.625	2-4	.500	2-2	1.000	0-1-1	0	0	0	0	0	14
at Texas A&M	01/05/19	14	0-4	.000	0-3	.000	0-0	.000	0-2-2	0	0	1	0	1	0
Florida	01/09/19	11	0-4	.000	0-2	.000	0-0	.000	1-2-3	0	0	0	0	1	0
LSU	01/12/19	12	1-4	.250	0-3	.000	0-0	.000	0-0-0	3	2	0	0	2	2
at Tennessee	01/15/19	20	1-5	.200	1-4	.250	0-0	.000	0-0-0	3	3	1	0	1	3
at Ole Miss	01/19/19	20	5-8	.625	2-5	.400	4-5	.800	1-0-1	1	0	0	0	1	16
Missouri	01/23/19	14	1-4	.250	1-2	.500	2-2	1.000	0-1-1	0	2	1	0	0	5
at Texas Tech	01/26/19	26	1-5	.200	0-3	.000	3-4	.750	0-1-1	3	1	1	0	2	5
Georgia	01/29/19	16	0-4	.000	0-3	.000	0-0	.000	0-3-3	0	1	0	0	0	0
at LSU	02/02/19	22	6-9	.667	4-6	.667	0-0	.000	0-2-2	1	0	2	0	0	16
Vanderbilt	02/05/19	14	2-5	.400	1-2	.500	0-0	.000	0-1-1	1	0	0	0	0	5
at South Carolina	02/09/19	15	2-6	.333	0-3	.000	0-0	.000	0-1-1	2	0	0	0	1	4
at Missouri	02/12/19	18	1-3	.333	0-2	.000	1-2	.500	1-1-2	1	0	0	0	1	3
Mississippi State	02/16/19	17	1-4	.250	1-3	.333	0-0	.000	0-0-0	2	1	0	1	1	3
at Auburn	02/20/19	22	1-6	.167	0-3	.000	0-0	.000	1-1-2	2	2	2	0	0	2
Texas A&M	02/23/19	9	1-2	.500	1-2	.500	0-0	.000	0-0-0	2	0	1	0	0	3
at Kentucky	02/26/19	8	0-1	.000	0-0	.000	0-0	.000	0-0-0	0	0	0	0	2	0
Ole Miss	03/02/19	10	0-2	.000	0-2	.000	0-0	.000	2-0-2	2	0	3	0	0	0
at Vanderbilt	03/06/19	20	2-3	.667	0-1	.000	0-0	.000	0-0-0	1	1	1	0	2	4
Alabama	03/09/19	19	2-3	.667	1-2	.500	0-0	.000	0-1-1	1	1	0	0	0	5
at Providence	03/19/19	6	1-1	1.000	1-1	1.000	0-0	.000	0-1-1	1	0	0	0	0	3
at Indiana	03/23/19	2	0-0	.000	0-0	.000	0-0	.000	0-0-0	2	0	0	0	0	0

2020-21 (SOPHOMORE)

Opponent	Date	GS	MIN	FG-FGA	PCT	3FG-3FGA	PCT	FT-FTA	PCT	Rebounds	PF	A	TO	BK	STL	PTS	AVG				
vs TCU	11/28/2020	*	33:38	6-13	.462	2-7	.286	0-0	.000	1	1	2	2	0	1	14	14.0				
vs South Carolina	11/29/2020	*	29:07	4-10	.400	2-6	.333	1-6	.167	0	2	2	2	0	0	11	12.5				
UT Arlington	12/04/2020	*	19:04	3-5	.600	1-3	.333	1-2	.500	0	0	0	1	1	0	8	11.0				
Wichita St.	12/15/2020	*	17:20	2-7	.286	1-6	.167	3-4	.750	1	2	3	1	8	4	0	1	2	8.0		
Northwestern St.	12/18/2020	*	20:32	4-9	.444	2-6	.333	1-2	.500	0	2	2	1	8	0	1	3	0	1	11.0	
at Memphis	12/21/2020	*	25:08	2-5	.400	0-3	.000	2-3	.667	1	2	3	2	0	0	6	9.7				
Southwestern Christ.	12/23/2020	*	26:54	3-7	.429	2-5	.400	1-2	.500	1	6	7	2	1	4	2	0	1	9.6		
Houston	12/29/2020	*	26:01	3-9	.333	0-4	.000	1-2	.500	1	3	4	2	9	2	0	3	0	0	9.3	
at Cincinnati	01/02/2021	*	19:31	2-5	.400	2-4	.500	2-2	1.000	0	0	0	2	6	1	2	1	0	0	8.9	
at South Fla.	01/06/2021	*	25:10	1-6	.167	0-2	.000	0-0	.000	0	2	2	2	5	0	2	0	1	2	8.4	
at Wichita St.	01/13/2021	*	18:35	2-6	.333	1-4	.250	0-0	.000	0	2	2	2	5	0	0	2	0	0	5.8	
Memphis	01/17/2021	*	26:44	3-7	.429	0-3	.000	0-0	.000	0	1	1	2	3	1	2	0	0	0	6.9	
at Houston	01/20/2021	*	27:48	1-9	.111	1-4	.250	0-0	.000	2	0	2	2	3	3	1	0	0	1	0	3.7
at Temple	01/26/2021	*	25:51	1-8	.125	1-3	.333	0-0	.000	0	4	4	2	4	1	0	0	1	3	7.2	
at East Carolina	01/30/2021	*	14:13	0-1	.000	0-0	.000	0-0	.000	0	1	1	2	3	1	2	1	0	0	0	6.7
SMU	02/03/2021	*	16:12	1-3	.333	0-1	.000	0-0	.000	0	2	2	2	3	2	0	3	0	0	2	6.4
UCF	02/06/2021	*	24:53	3-6	.500	2-4	.500	2-2	1.000	0	1	1	2	2	2	1	1	0	0	1	10.6
Tulane	02/10/2021	*	27:17	3-5	.600	1-3	.333	0-0	.000	0	1	1	2	2	2	0	2	0	1	7	6.7
Temple	02/16/2021	*	19:58	3-8	.375	2-5	.400	0-0	.000	1	2	3	2	2	1	1	0	1	8	6.7	
Cincinnati	02/24/2021	*	24:51	1-5	.200	0-3	.000	2-2	1.000	0	2	2	2	3	2	2	1	0	4	6.6	
at UCF	03/02/2021	*	33:45	4-8	.500	1-4	.250	2-2	1.000	0	4	4	2	3	1	2	1	0	1	11	6.8
Northeastern St.	03/04/2021	*	26:00	5-6	.833	4-5	.800	0-2	.000	1	1	2	3	3	2	2	1	2	14	7.1	
vs Tulane	03/11/2021	*	31:53	4-7	.571	3-4	.750	1-2	.500	0	1	1	2	2	1	2	1	0	0	12	7.3
Totals			16	560:25	61-155	.394	28-89	.315	19-33	.576	9	42	51	2.2	39	33	31	2	12	169	7.3

Player Averages

Games Played	Minutes/game	Points/game	FG Pct	3FG Pct	FT Pct	Rebounds/game	Assists/game	Turnovers/game	Assist/Turnover ratio	Steals/game	Blocks/game
23	24.4	7.3	39.4	31.5	57.6	2.2	1.0	1.3	0.7	0.5	0.1

2021-22 (JUNIOR)

Opponent	Date	GS	MIN	Total FG-FGA PCT	3-Pointers 3FG-3FGA PCT	Free throws FT-FTA PCT	Rebounds OFF DEF TOT AVG	PF	A	TO	BK	STL	PTS	AVG								
Northwestern St.	11/10/2021	*	17:09	3-5	.600	3-4	.750	0-0	.000	0	2	2	2	0	0	2	1	0	0	9	9.0	
Air Force	11/13/2021	*	29:21	2-3	.667	1-2	.500	1-2	.500	0	0	0	1	0	1	2	0	0	0	1	6	7.5
Oregon St.	11/15/2021	*	31:09	1-6	.167	1-4	.250	2-2	1.000	0	0	0	0	1	0	3	1	0	1	5	6.7	
vs Rhode Island	11/20/2021	*	25:58	1-4	.250	1-3	.333	0-0	.000	1	0	1	0	1	0	1	3	5	0	0	4.6	
vs Utah	11/21/2021	*	21:45	0-4	.000	0-3	.000	0-0	.000	0	0	0	0	6	1	1	1	0	0	0	0	4.6
Little Rock	11/26/2021	*	17:12	0-3	.000	0-2	.000	0-0	.000	0	1	1	0	1	0	1	2	2	0	0	3.8	
at Oral Roberts	11/29/2021	*	21:07	3-6	.500	2-4	.500	0-0	.000	0	2	2	0	9	0	2	2	0	1	8	4.4	
at Boise St.	12/03/2021	*	04:24	0-1	.000	0-0	.000	0-0	.000	0	0	0	0	8	0	0	0	0	0	0	3.9	
LMU (CA)	12/07/2021	*	18:45	0-1	.000	0-1	.000	0-0	.000	0	0	0	0	7	1	0	0	0	0	0	3.4	
Alcorn	12/16/2021	*	12:06	2-2	1.000	1-1	1.000	0-0	.000	0	0	0	0	6	1	0	0	0	0	5	3.6	
SMU	12/29/2021	*	19:01	2-4	.500	1-2	.500	0-0	.000	0	3	3	0	8	3	2	2	0	0	5	3.7	
at Memphis	01/04/2022	*	12:19	1-4	.250	0-3	.000	0-0	.000	1	0	1	0	1	0	8	0	1	0	0	2	3.6
Totals			4	230:16	15-43	.349	10-29	.345	3-4	.750	2	8	10	0.8	9	16	10	0	4	43	3.6	

Player Averages

Games Played	Minutes/game	Points/game	FG Pct	3FG Pct	FT Pct	Rebounds/game	Assists/game	Turnovers/game	Assist/Turnover ratio	Steals/game	Blocks/game
12	19.2	3.6	34.9	34.5	75.0	0.8	1.3	0.8	1.6	0.3	0.0



CAREER HIGHS

Points	16* (2x), last at LSU (2/2/19)
Field Goals Made	6 (2x), last vs TCU (11/28/20)
Field Goal Attempts	13 vs. TCU (11/28/20)
3-Point Field Goals	4 (3x), last vs Northeastern State (3/4/21)
3-Point Field Goal Attempts	7 vs. TCU (11/28/20)
Free Throws Made	4* at Ole Miss (1/19/19)
Free Throw Attempts	6 vs. South Carolina (11/20/20)
Rebounds	7 vs. Southwestern Christian (12/23/20)
Assists	4 vs. Southwest Christian (12/23/20)
Steals	3* vs. FIU (12/1/18)
Blocks	1 (4x), last vs. Northeastern State (3/4/21)
Minutes	26* at Texas Tech (1/26/19)



#3
STERLING
GASTON-CHAPMAN
GUARD | 6-5 • 210 • So-1L • Wichita, Kan. • Campus High School

CAREER AT TULSA — A returning two-year letter winner ... has appeared in 9 games ... averaging 1.8 points in 4.7 minutes.

2021-22 — Appeared in three games ... averaged 1.0 points in 2.3 minutes ... went 2-of-3 from the line at Tulane (1/26).

2020-21 — Appeared in six games ... averaged 2.2 points in 5.9 minutes ... shot 44.4-percent from the field and .500 percent from three ... had a career-high seven points on 2-3 shooting against Southwestern Christian (Dec. 23) in a career-high 14 minutes of action.

HIGH SCHOOL — Was a three-year starter at First Baptist Academy ... helped lead his team to three district championships, two Elite 8 appearances and one Final Four ... averaged 17.1 points, 6.8 rebounds, 3.3 assists and 1.2 steals in 287 games his senior season ... named Mr. Basketball by the Southwest Florida Association of Basketball Coaches (SFABC) ... earned Southwest Florida Class 2A District Player of the Year honors as selected by the Florida Athletic Coaches Association (FACA) ... was a FACA first team Class 2A all-state selection ... was also one of 11 statewide finalists for the Florida Dairy Farmers Class 2A Player of the Year award ... was a one of three finalists for the Collier County Athlete of the Year ... converted 45 percent from the field., 37 percent from 3-point range and 77 percent from the free throw line as a senior ... scored at a 11.0 clip and grabbed 4.3 rebounds during his prep career ... turned in career shooting percentages of 46.4 from the field, 38.0 from 3-point range and 73.1 from the charity stripe ... high school coach was Scott Stewart.

PERSONAL — Born July 18, 2002 ... his brother, Steele Gaston-Chapman, is a redshirt freshman at Hutchinson Community College.

Gaston-Chapman's Game-By-Game Statistics

2021-22 (FRESHMAN)

Opponent	Date	GS	MIN	Total		3-Pointers		Free throws		Rebounds			PF	A	TO	BLK	STL	PTS	AVG	
				FG-FGA	PCT	3FG-3FGA	PCT	FT-FTA	PCT	OFF	DEF	TOT								AVG
SMU	12/29/2021		03:26	0-0	.000	0-0	.000	0-0	.000	0	0	0	0	2	0	0	0	0	0.0	
Temple	01/12/2022		06:25	1-1	1.000	0-0	.000	0-0	.000	1	1	2	1.0	1	0	0	0	2	1.0	
Houston	01/15/2022		03:54	0-1	.000	0-1	.000	0-0	.000	1	0	1	1.0	0	0	0	0	0	0.7	
at Cincinnati	01/20/2022		01:30	0-0	.000	0-0	.000	0-0	.000	0	1	1	1.0	1	0	0	0	0	0.5	
at Tulane	01/26/2022		04:12	0-1	.000	0-1	.000	0-0	.000	0	0	0	0.8	0	0	0	0	0	0.4	
South Fla.	01/29/2022		03:22	1-1	1.000	0-0	.000	0-2	.000	0	1	1	0.8	0	0	0	1	0	0.7	
at Wichita St.	02/01/2022		05:57	1-1	1.000	1-1	1.000	3-4	.750	1	0	1	0.9	0	0	0	1	6	1.4	
at Temple	02/05/2022		06:45	0-0	.000	0-0	.000	0-0	.000	1	1	2	1.0	0	0	1	0	0	1.3	
East Carolina	02/08/2022		01:54	0-0	.000	0-0	.000	0-0	.000	0	0	0	0.9	2	0	1	0	0	1.1	
Cincinnati	02/12/2022		03:18	0-0	.000	0-0	.000	0-0	.000	0	0	0	0.8	1	0	0	0	0	1.0	
at UCF	02/14/2022		10:55	1-5	.200	0-1	.000	5-6	.833	3	1	4	1.1	1	0	0	1	7	1.5	
at South Fla.	02/19/2022		01:08	0-0	.000	0-0	.000	0-0	.000	0	0	0	1.0	0	2	0	1	0	1.4	
at SMU	02/23/2022		05:32	2-3	.667	0-0	.000	1-1	1.000	0	0	0	0.9	3	0	0	0	5	1.7	
at East Carolina	02/26/2022		05:03	0-0	.000	0-0	.000	0-0	.000	0	0	0	0.9	2	0	1	0	0	1.6	
UCF	03/06/2022		09:23	0-1	.000	0-0	.000	0-0	.000	1	0	1	0.9	1	0	0	0	0	1.5	
vs Wichita St.	03/10/2022		04:28	0-1	.000	0-1	.000	0-0	.000	0	0	0	0.8	0	0	0	0	0	1.4	
vs SMU	03/11/2022		10:55	1-2	.500	0-0	.000	1-4	.250	1	0	1	0.8	5	0	0	0	3	1.5	
Totals			0 88:06	7-17	.412	1-5	.200	10-17	.588	9	5	14	0.8	19	0	6	1	3	25	1.5

Player Averages

Games Played	Minutes/game	Points/game	FG Pct	3FG Pct	FT Pct	Rebounds/game	Assists/game	Turnovers/game	Assist/Turnover ratio	Steals/game	Blocks/game
17	5.2	1.5	41.2	20.0	58.8	0.8	0.0	0.4	0.0	0.2	0.1

CAREER HIGHS

Points 7 at UCF (2/14/22)

Field Goals Made 2 at SMU (2/23/22)

Field Goal Attempts 5 at UCF (2/14/22)

3-Point Field Goals 1 at Wichita State (2/1/22)

3-Point Field Goal Attempts 1 (5x), last vs Wichita State (3/10/22)

Free Throws Made 5 at UCF (2/14/22)

Free Throw Attempts 6 at UCF (2/14/22)

Rebounds 4 at UCF (2/14/22)

Assists —

Steals 1 (3x), last at South Florida (2/19/22)

Blocks 1 vs South Florida (1/29/22)

Minutes 11 vs SMU (3/11/22)

MISCELLANEOUS CAREER NUMBERS

Double-Doubles —

20+ Points —

10+ Points —

5+ Rebounds —

10+ Rebounds —

3+ 3-Pointers —

5+ Assists —

2+ Steals —

2+ Blocks —

Led TU in Points —

Led TU in Rebounds —

Led TU in Assists —

Led TU in Steals —

Led TU in Blocks 1

Gaston-Chapman's Career Statistics

SEASON	TEAM	GP-GS	MIN/AVG	Field Goals		3-Point		F-Throws		Rebounds				Scoring						
				FG-FGA	FG%	3FG-3FGA	3FG%	FT-FTA	FT%	OFF	DEF	TOT	AVG	PF-FO	A	TO	BLK	STL	PTS	AVG
2021-22	Tulsa	17-0	88/5.2	7-17	.412	1-5	.200	10-17	.588	9	5	14	0.8	19-1	0	6	1	3	25	1.5
TOTAL		17-0	88/5.2	7-17	.412	1-5	.200	10-17	.588	9	5	14	0.8	19-1	0	6	1	3	25	1.5



#5 PEYTON URBANCIC

GUARD | 6-6 • 207 • Jr-2L • Naples, Fla. • First Baptist Academy

INTRO

PLAYERS

STAFF

REVIEW

AMERICAN ATHLETIC CONFERENCE

OPPONENTS

RECORDS

HISTORY

CAREER AT TULSA — A returning two-year letter winner ... has appeared in 9 games ... averaging 1.8 points in 4.7 minutes.

2021-22 — Appeared in three games ... averaged 1.0 points in 2.3 minutes ... went 2-of-3 from the line at Tulane (1/26).

2020-21 — Appeared in six games ... averaged 2.2 points in 5.9 minutes ... shot 44.4-percent from the field and .500 percent from three ... had a career-high seven points on 2-3 shooting against Southwestern Christian (Dec. 23) in a career-high 14 minutes of action.

HIGH SCHOOL — Was a three-year starter at First Baptist Academy ... helped lead his team to three district championships, two Elite 8 appearances and one Final Four ... averaged 17.1 points, 6.8 rebounds, 3.3 assists and 1.2 steals in 287 games his senior season ... named Mr. Basketball by the Southwest Florida Association of Basketball Coaches (SFABC) ... earned Southwest Florida Class 2A District Player of the Year honors as selected by the Florida Athletic Coaches Association (FACA) ... was a FACA first team Class 2A all-state selection ... was also one of 11 statewide finalists for the Florida Dairy Farmers Class 2A Player of the Year award ... was a one of three finalists for the Collier County Athlete of the Year ... converted 45 percent from the field,, 37 percent from 3-point range and 77 percent from the free throw line as a senior ... scored at a 11.0 clip and grabbed 4.3 rebounds during his prep career ... turned in career shooting percentages of 46.4 from the field, 38.0 from 3-point range and 73.1 from the charity stripe ... high school coach was Scott Stewart.

PERSONAL — Full name is Peyton John Urbancic ... born May 14, 2002 ... started playing basketball at age 5 and his favorite NBA player is LeBron James ... favorite actor is Jim Carrey and favorite movie series is *Star Wars* specifically the first three ... when he is not on the hard wood Urbancic enjoys playing NBA 2k and golfing ... parents are Greg and Jill Urbancic ... has two siblings Preston (20) and Kate (16) ... Preston currently plays basketball at Saint Anselm College (NH) ... his favorite book is *Toughness* by Jay Bilas.

Urbancic's Game-By-Game Statistics

2020-21 (FRESHMAN)

Opponent	Date	GS	MIN	Total		3-Pointers		Free throws		Rebounds		PF	A	TO	BLK	STL	PTS	AVG		
				FG-FGA	PCT	3FG-3FGA	PCT	FT-FTA	PCT	OFF	DEF								TOT	AVG
UT Arlington	12/04/2020		06:44	0-2	.000	0-1	.000	0-0	.000	0	1	1	1	0	0	0	0	0	0.0	
Northwestern St.	12/18/2020		02:26	0-0	.000	0-0	.000	0-0	.000	0	0	0	0.5	0	0	1	0	1	0.0	
Southwestern Christ.	12/23/2020		14:08	2-4	.500	2-4	.500	1-2	.500	0	2	2	1	0	1	0	1	0	7.3	
at Houston	01/20/2021		01:48	0-0	.000	0-0	.000	0-0	.000	0	0	0	0.8	0	0	0	0	0	1.8	
Tulane	02/10/2021		01:07	0-0	.000	0-0	.000	0-0	.000	0	0	0	0.6	0	0	0	0	0	1.4	
Northeastern St.	03/04/2021		09:11	2-3	.667	2-3	.667	0-0	.000	0	1	1	0.7	3	1	1	0	6	2.2	
Totals			0 35:24	4-9	.444	4-8	.500	1-2	.500	0	4	4	0.7	4	2	2	1	1	13	2.2

Player Averages

Games Played	Minutes/game	Points/game	FG Pct	3FG Pct	FT Pct	Rebounds/game	Assists/game	Turnovers/game	Assist/Turnover ratio	Steals/game	Blocks/game
6	5.9	2.2	44.4	50.0	50.0	0.7	0.3	0.3	1.0	0.2	0.2

2021-22 (SOPHOMORE)

Opponent	Date	GS	MIN	Total		3-Pointers		Free throws		Rebounds		PF	A	TO	BLK	STL	PTS	AVG	
				FG-FGA	PCT	3FG-3FGA	PCT	FT-FTA	PCT	OFF	DEF								TOT
at Tulane	01/26/2022		02:45	0-0	.000	0-0	.000	2-3	.667	0	0	0	0.0	0	0	0	2	2.0	
South Fla.	01/29/2022		01:57	0-2	.000	0-1	.000	0-0	.000	0	1	1	0.5	0	0	0	1	0	1.0
at UCF	02/14/2022		02:03	0-0	.000	0-0	.000	1-2	.500	0	0	0	0.3	0	0	0	0	1	1.0
Totals			0 06:45	0-2	.000	0-1	.000	3-5	.600	0	1	1	0.3	0	0	0	1	3	1.0

Player Averages

Games Played	Minutes/game	Points/game	FG Pct	3FG Pct	FT Pct	Rebounds/game	Assists/game	Turnovers/game	Assist/Turnover ratio	Steals/game	Blocks/game
3	2.3	1.0	0.0	0.0	60.0	0.3	0.0	0.0	0.0	0.3	0.0

CAREER HIGHS

- Points**
7 vs. Southwestern Christian (12/23/20)
- Field Goals Made**
2 (2x) last vs. Northeastern St. (03/04/21)
- Field Goal Attempts**
4 vs. Southwestern Christian (12/23/20)
- 3-Point Field Goals**
2 (2x) last vs. Northeastern St. (03/04/21)
- 3-Point Field Goal Attempts**
4 vs. Southwestern Christian (12/23/20)
- Free Throws Made**
2 at Tulane (1/26/22)
- Free Throw Attempts**
3 at Tulane (1/26/22)
- Rebounds**
2 vs. Southwestern Christian (12/23/20)
- Assists**
1 (2x) last vs. Northeastern St. (03/04/21)
- Steals**
1 (2x) last vs. South Florida (1/29/22)
- Blocks**
1 vs. Southwestern Christian (12/23/20)
- Minutes**
14 vs Southwestern Christian (12/23/20)

Urbancic's Career Statistics

SEASON	TEAM	GP-GS	MIN/AVG	Field Goals		3-Point		F-Throws		Rebounds				Scoring						
				FG-FGA	FG%	3FG-3FGA	3FG%	FT-FTA	FT%	OFF	DEF	TOT	AVG	PF-FO	A	TO	BLK	STL	PTS	AVG
2020-21	Tulsa	6-0	35/5.9	4-9	.444	4-8	.500	1-2	.500	0	4	4	0.7	4-0	2	2	1	1	13	2.2
2021-22	Tulsa	3-0	7/2.3	0-2	.000	0-1	.000	3-5	.600	0	1	1	0.3	0-0	0	0	0	1	3	1.0
TOTAL		9-0	42/4.7	4-11	.364	4-9	.444	4-7	.571	0	5	5	0.6	4-0	2	2	1	2	16	1.8



#10 TIM DALGER

FORWARD | 6-7 • 222 • Jr-1L • Fort Lauderdale, Fla. • Independence CC

CAREER AT TULSA — One-year letterwinner ... transferred from Independence Community College.

2021-22— Played in 28 of 31 contests with nine starts and averaged 14.7 minutes ... averaged 4.7 points and 2.9 rebounds with shooting percentages of .426 from the field and .227 from 3-point range ... finished in double figure scoring three times, with a season high 13 points on 5-of-9 shooting (.556) against Alcorn (12-16-21) ... Scored five in his debut against Northwestern State (11-10-21) ... Scored 12 points and was a perfect 8-of-8 from the charity stripe against Rhode Island (11-20-21) while pulling down a season-high eight rebounds.

PRIOR TO TULSA — Played two season at Independence Community College ... averaged 18.5 points and 8.1 rebounds per game, while shooting 49-percent from the field and 34.2-percent from 3-point range and 73-percent from the free throw line in 2020-21 ... played in 23 games, starting every contests ... received 2020-21 Jayhawk all-conference first team honors ... named a NJCAA all-american honorable mention.

HIGH SCHOOL — A three-year letterwinner and two-year starter at Calvary Christian Academy ... averaged 12.8 points, 5.8 rebounds and shot 48-percent from the field as a prep senior.

PERSONAL — Full name is Tim Ryan Dalger ... born Oct. 21, 2000 ... son of Nelsy and Clomise Dalger and has four siblings ... one of his older brothers, Lesley Dalger, played football at Air Force, and Juvens Dalger played basketball at Regis College ... favorite class at TU is sociology ... favorite local restaurant is Chicken and the Wolf ... favorite movie is *Good Burger* ... favorite athlete is Jimmy Butler ... his mother is his greatest inspiration because of her drive and determination.

Dalger's Game-By-Game Statistics

2021-22 (SOPHOMORE)

Opponent	Date	GS	MIN	Total FG-FGA	PCT	3-Pointers 3FG-3FGA	PCT	Free throws FT-FTA	PCT	Rebounds OFF DEF TOT	PF	A	TO	BLK	STL	PTS	AVG						
Northwestern St.	11/10/2021		11:16	2-4	.500	1-1	1.000	0-0	.000	0	2	2	0	1	0	0	5	5.0					
Air Force	11/13/2021		21:16	0-2	.000	0-0	.000	4-4	1.000	2	4	6	4	0	0	0	4	4.5					
Oregon St.	11/15/2021	*	23:02	2-7	.286	1-2	.500	1-3	.333	0	3	3	3	0	2	0	6	5.0					
vs Rhode Island	11/20/2021	*	28:17	2-6	.333	0-2	.000	8-8	1.000	3	5	8	4	3	0	1	1	12	6.8				
vs Utah	11/21/2021	*	25:13	3-6	.500	0-0	.000	1-1	1.000	0	4	4	4	6	1	1	1	0	2	7	6.8		
Little Rock	11/26/2021	*	15:54	4-7	.571	0-0	.000	1-2	.500	1	4	5	4	7	3	0	1	0	0	9	7.2		
at Oral Roberts	11/26/2021	*	13:40	2-5	.400	0-1	.000	0-0	.000	2	1	3	4	4	3	0	0	0	0	0	4	6.7	
at Boise St.	12/03/2021		04:30	0-0	.000	0-0	.000	0-0	.000	0	0	0	0	3	9	1	0	0	0	0	0	5.9	
LMU (CA)	12/07/2021		09:49	2-4	.500	0-1	.000	0-2	.000	0	1	1	3	6	0	1	1	1	0	0	4	5.7	
Southern Ill.	12/11/2021	*	30:17	4-10	.400	0-3	.000	4-7	.571	1	5	6	3	8	1	0	1	1	1	1	12	6.3	
Alcorn	12/16/2021	*	27:10	5-9	.556	0-1	.000	3-5	.600	4	3	7	4	1	2	1	2	0	1	1	13	6.9	
SMU	12/29/2021	*	20:58	3-7	.429	0-0	.000	0-1	.000	2	2	4	4	1	3	0	2	0	0	0	6	6.8	
at Memphis	01/04/2022		01:52	0-0	.000	0-0	.000	0-0	.000	0	0	0	3	8	1	0	1	0	0	0	0	6.3	
Temple	01/12/2022		11:50	0-3	.000	0-0	.000	0-0	.000	0	1	1	3	6	1	0	0	0	0	0	0	5.9	
Houston	01/15/2022		05:20	1-5	.200	0-1	.000	0-0	.000	1	0	1	3	4	1	0	0	0	0	0	0	2	5.6
at Cincinnati	01/20/2022		21:46	1-3	.333	0-0	.000	2-2	1.000	1	3	4	3	4	3	0	1	1	1	1	4	5.5	
Memphis	01/23/2022		15:20	3-5	.600	0-1	.000	1-3	.333	1	3	4	3	5	2	2	1	0	0	0	7	5.6	
at Tulane	01/26/2022	*	16:29	2-5	.400	1-2	.500	4-7	.571	0	5	5	3	6	3	1	1	0	0	0	9	5.8	
South Fla.	01/29/2022		15:03	1-2	.500	0-0	.000	0-0	.000	1	1	2	3	5	2	0	1	0	0	0	2	5.6	
at Wichita St.	02/05/2022		18:05	3-5	.600	1-2	.500	1-1	1.000	0	1	1	3	4	2	1	2	0	0	0	2	8	5.7
at Temple	02/05/2022		01:42	0-0	.000	0-0	.000	0-0	.000	0	1	1	3	2	0	0	1	0	0	0	0	0	5.4
East Carolina	02/08/2022		07:03	2-3	.667	0-1	.000	0-2	.000	0	1	1	3	1	0	1	1	0	0	0	0	4	5.4
at UCF	02/14/2022		19:52	2-3	.667	0-1	.000	0-0	.000	0	3	3	3	1	4	2	3	0	2	4	5	3	
at South Fla.	02/19/2022		14:22	2-2	1.000	1-1	1.000	0-2	.000	0	3	3	3	1	1	1	2	0	0	0	5	5.3	
at SMU	02/23/2022		15:09	0-4	.000	0-1	.000	4-4	1.000	0	4	4	3	2	3	1	1	0	1	1	4	5.2	
at East Carolina	02/26/2022		05:47	0-0	.000	0-0	.000	0-0	.000	0	2	2	3	1	0	0	1	0	0	0	0	5.0	
Wichita St.	03/02/2022		08:28	0-1	.000	0-0	.000	1-2	.500	0	0	0	0	3	0	0	0	0	0	0	0	1	4.9
vs Wichita St.	03/10/2022		01:59	0-0	.000	0-0	.000	0-0	.000	0	0	0	2	9	0	0	0	0	0	0	0	0	4.7
Totals			9	411:29	46-108	.426	5-22	.227	35-56	.625	19	62	81	2.9	47	12	29	4	10	132	4.7		

Player Averages

Games Played	Minutes/game	Points/game	FG Pct	3FG Pct	FT Pct	Rebounds/game	Assists/game	Turnovers/game	Assist/Turnover ratio	Steals/game	Blocks/game
28	14.7	4.7	42.6	22.7	62.5	2.9	0.4	1.0	0.4	0.4	0.1

CAREER HIGHS

- Points** 13 vs Alcorn (12/16/21)
- Field Goals Made** 5 vs Alcorn (12/16/21)
- Field Goal Attempts** 10 vs Southern Illinois (12/11/22)
- 3-Point Field Goals** 1 (5x), last at South Florida (2/19/22)
- 3-Point Field Goal Attempts** 3 vs Southern Illinois (12/11/22)
- Free Throws Made** 8 vs Rhode Island (11/20/21)
- Free Throw Attempts** 8 vs Rhode Island (11/20/21)
- Rebounds** 8 vs Rhode Island (11/20/21)
- Assists** 2 (2x), last at UCF (2/14/22)
- Steals** 2 (3x), last at UCF (2/14/22)
- Blocks** 1 (4x), last at Cincinnati (1/20/22)
- Minutes** 30 vs Southern Illinois (12/11/22)

MISCELLANEOUS CAREER NUMBERS

- Double-Doubles** —
- 20+ Points** —
- 10+ Points** 3
- 5+ Rebounds** 6
- 10+ Rebounds** —
- 3+ 3-Pointers** —
- 5+ Assists** —
- 2+ Steals** 3
- 2+ Blocks** —
- Led TU in Points** —
- Led TU in Rebounds** 2
- Led TU in Assists** 1
- Led TU in Steals** 4
- Led TU in Blocks** 2

Dalger's Career Statistics

SEASON	TEAM	Field Goals			3-Point		F-Throws		Rebounds				Scoring							
		GP-GS	MIN/AVG	FG-FGA	FG%	3FG-3FGA	3FG%	FT-FTA	FT%	OFF	DEF	TOT	AVG	PF-FO	A	TO	BLK	STL	PTS	AVG
2021-22	Tulsa	28-9	411/14.7	46-108	.426	5-22	.227	35-56	.625	19	62	81	2.9	47-0	12	29	4	10	132	4.7
TOTAL		28-9	411/14.7	46-108	.426	5-22	.227	35-56	.625	19	62	81	2.9	47-0	12	29	4	10	132	4.7



#12
NIKITA
KONSTANTYNOVSKIY
 FORWARD | 6-10 • 232 • Jr-1L • Kyiv, Ukraine • Northeastern Oklahoma A&M

INTRO

PLAYERS

STAFF

REVIEW

AMERICAN ATHLETIC CONFERENCE

OPPONENTS

RECORDS

HISTORY

CAREER AT TULSA — A returning two-year letter winner ... has appeared in 9 games ... averaging 1.8 points in 4.7 minutes.

2021-22— Played in 27 games with nine starts in his first season at the University of Tulsa, averaging 8.6 minutes per game ... scored 2.0 points and pulled down 2.7 rebounds per contest while shooting .528 from the field ... scored his first points in a win against Oregon State (Nov. 15) and scored a season-high six points in three consecutive games: Memphis (Jan. 23), at Tulane (Jan. 26) and against South Florida (Jan. 29) ... Had eight rebounds at Memphis (Jan. 4), including four on the offensive end, and set a personal best with three blocks at Tulane (Jan.26).

PRIOR TO TULSA— Spent the 2020-21 season at NEO A&M ... averaged 11.1 points and 8.0 rebounds in 21 games ... helped lead NEO to a 14-9 record and an appearance in the NJCAA South Central District semifinals. ... ranked second nationally in NJCAA for field goal percentage (60.2), second for blocked shots (44), fifth for offensive rebounding (88) and ninth for total rebounds (214).

HIGH SCHOOL — Attended Secondary School No. 163 in Kyiv, Ukraine ... played for BAMG in 2017-18 and averaged 14.1 points, 7 rebounds, 1.5 assists and 1.5 steals in 24 minutes per game ... In 2018-19, played for W Power Team, averaging 17.6 points, 12.3 rebounds, 2.2 assists and 1.1 steals in 32 minutes a night ... finished second in the league in scoring and first in rebounding ... voted Best Power Forward in 2019 ... Invited to the international basketball summer camp and was named Future Player of Riga, Latvia ... represented country in the U-18 3v3 at the 2019 World Cup in Ulaanbaatar, Mongolia ... won fifth place at the World Championships.

PERSONAL — Born July 3, 2001 ... the son of Natasha and the late Roman Konstantynovskiy ... is a triplet with a brother, Denys, and sister, Nastya ... speaks three languages.

Konstantynovskiy's Game-By-Game Statistics

2021-22 (SOPHOMORE)

Opponent	Date	GS	MIN	Total		3-Pointers		Free throws		Rebounds			PF	A	TO	BLK	STL	PTS	AVG		
				FG-FGA	PCT	3FG-3FGA	PCT	FT-FTA	PCT	OFF	DEF	TOT								AVG	
Northwestern St.	11/19/2021		04:29	0-1	.000	0-0	.000	0-0	.000	0	0	0	0	0	0	0	0	0	0	0.0	
Air Force	11/19/2021		01:31	0-0	.000	0-0	.000	0-0	.000	0	0	0	0	0	0	0	0	0	0	0.0	
Oregon St.	11/15/2021		13:35	1-1	1.000	0-0	.000	0-0	.000	3	4	7	2.3	1	0	1	0	0	2	0.7	
vs Rhode Island	11/20/2021		02:29	0-1	.000	0-0	.000	0-0	.000	0	0	0	0.0	0	0	0	0	0	0	0.5	
vs Utah	11/21/2021		10:03	1-2	.500	0-0	.000	0-0	.000	2	1	3	2.0	3	1	0	0	0	2	0.8	
Little Rock	11/26/2021		03:36	1-1	1.000	0-0	.000	0-0	.000	0	0	0	1.7	0	0	1	0	0	2	1.0	
at Boise St.	12/03/2021		08:39	0-1	.000	0-0	.000	0-0	.000	0	1	1	1.6	0	0	0	0	0	0	0.9	
Alcorn	12/12/2021		01:23	0-0	.000	0-0	.000	0-0	.000	0	0	0	1.4	1	0	1	0	0	0	0.8	
at Memphis	01/04/2022	*	16:39	0-1	.000	0-0	.000	1-2	.500	4	4	8	2.1	1	0	2	1	1	1	0.8	
Temple	01/12/2022	*	10:25	1-3	.333	0-0	.000	0-0	.000	3	1	4	2.3	2	1	0	1	1	2	0.9	
Houston	01/15/2022	*	11:47	1-1	1.000	0-0	.000	1-2	.500	1	0	1	2.2	3	0	0	0	0	3	1.1	
at Cincinnati	01/20/2022	*	05:55	0-1	.000	0-0	.000	0-0	.000	3	0	3	2.3	1	0	1	0	0	0	1.0	
Memphis	01/23/2022	*	12:12	1-3	.333	0-0	.000	4-4	1.000	3	1	4	2.4	2	0	1	0	0	6	1.4	
at Tulane	01/26/2022	*	14:02	2-2	1.000	0-0	.000	2-3	.667	0	2	2	2.4	1	0	0	3	0	6	1.7	
South Fla.	01/29/2022	*	14:14	2-3	.667	0-0	.000	2-2	1.000	1	4	5	2.5	1	0	0	0	0	6	2.0	
at Wichita St.	02/01/2022	*	13:35	0-1	.000	0-0	.000	0-0	.000	0	3	3	2.6	1	0	2	0	0	0	1.9	
at Temple	02/05/2022	*	12:20	0-2	.000	0-0	.000	0-0	.000	1	3	4	2.6	0	0	1	0	0	1	1.8	
East Carolina	02/08/2022		04:16	1-1	1.000	0-0	.000	2-4	.500	0	1	1	2.6	2	0	1	0	0	4	1.9	
Cincinnati	02/12/2022		11:46	2-2	1.000	0-0	.000	1-2	.500	0	5	5	2.7	1	0	0	0	0	5	2.1	
at UCF	02/14/2022		07:55	1-1	1.000	0-0	.000	2-2	1.000	1	1	2	2.7	4	0	2	0	0	4	2.2	
at South Fla.	02/19/2022		04:18	0-0	.000	0-0	.000	0-0	.000	1	1	2	2.6	1	0	0	0	0	0	2.0	
at SMU	02/23/2022		07:49	2-3	.667	0-0	.000	0-0	.000	1	1	2	2.6	0	1	0	1	1	4	2.1	
at East Carolina	02/26/2022		08:07	0-1	.000	0-0	.000	0-0	.000	0	3	3	2.6	2	0	2	0	1	0	2.0	
Wichita St.	03/02/2022		03:28	1-1	1.000	0-0	.000	0-0	.000	0	1	1	2.5	4	0	0	0	0	2	2.0	
UCF	03/06/2022		09:37	2-2	1.000	0-0	.000	1-4	.250	3	1	4	2.6	1	0	0	0	0	5	2.2	
vs Wichita St.	03/10/2022		10:10	0-1	.000	0-0	.000	1-2	.500	2	1	3	2.6	2	1	1	2	0	1	2.1	
vs SMU	03/11/2022		07:13	0-0	.000	0-0	.000	0-0	.000	1	3	4	2.7	0	0	0	0	0	0	2.0	
Totals			9	231:33	19-36	.528	0-0	.000	17-27	.630	30	42	72	2.7	34	4	17	9	4	55	2.0

Player Averages

Games Played	Minutes/game	Points/game	FG Pct	3FG Pct	FT Pct	Rebounds/game	Assists/game	Turnovers/game	Assist/Turnover ratio	Steals/game	Blocks/game
27	8.6	2.0	52.8	0.0	63.0	2.7	0.1	0.6	0.2	0.1	0.3

CAREER HIGHS

Points 6 (3x), last vs South Florida (1/29/22)

Field Goals Made 2 (5x), last vs UCF (3/6/22)

Field Goal Attempts 3(4x), last at SMU (2/23/22)

3-Point Field Goals —

3-Point Field Goal Attempts —

Free Throws Made 4 vs Memphis (1/23/22)

Free Throw Attempts 4 (3x), last vs UCF (3/6/22)

Rebounds 8 vs at Memphis (1/4/22)

Assists 1 (4x), last vs Wichita State (3/10/22)

Steals 1 (4x), last at SMU (2/23/22)

Blocks 3 at Tulane (1/26/22)

Minutes 17 at Memphis (1/4/22)

MISCELLANEOUS CAREER NUMBERS

Double-Doubles —

20+ Points —

10+ Points —

5+ Rebounds 4

10+ Rebounds —

3+ 3-Pointers —

5+ Assists —

2+ Steals —

2+ Blocks 2

Led TU in Points —

Led TU in Rebounds 1

Led TU in Assists —

Led TU in Steals 2

Led TU in Blocks 5

Konstantynovskiy's Career Statistics

SEASON	TEAM	GP-GS	MIN/AVG	Field Goals		3-Point		F-Throws		Rebounds				Scoring						
				FG-FGA	FG%	3FG-3FGA	3FG%	FT-FTA	FT%	OFF	DEF	TOT	AVG	PF-FO	A	TO	BLK	STL	PTS	AVG
2021-22	Tulsa	27-9	232/8.6	19-36	.528	0-0	.000	17-27	.630	30	42	72	2.7	34-0	4	17	9	4	55	2.0
TOTAL		27-9	232/8.6	19-36	.528	0-0	.000	17-27	.630	30	42	72	2.7	34-0	4	17	9	4	55	2.0



#14 ANTHONY PRITCHARD

GUARD | 6-2 • 184 • So-1L • Tulsa, Okla. • Webster High School

CAREER AT TULSA — A returning one-year letterwinner ... Appeared in 27 games with 18 starts in his career ... has recorded 118 points, 69 rebounds, 80 assists and 24 steals as a Hurricane.

2021-22— Played in 27 games and started in 18 contests, averaging 20.8 minutes per game ... recorded 4.4 points, 2.6 rebounds and 3.0 assists per game ... had a team-high 80 assists in freshman campaign, which accounted for 21.9 percent of the team's assists on the season ... started the season opener against Northwestern State (Nov. 10), dishing out six assists in his first collegiate game ... started 12 consecutive games beginning with Little Rock (Nov. 26) and averaged 3.8 assists during that stretch ... Stuffed the scoresheet with eight rebounds, six assists and three steals against Little Rock (Nov. 26) ... Recorded his first career double-double in a win against Cincinnati (Feb. 12) with 11 points, seven rebounds and a season-high 10 assists ... Scored a season-high 12 points in the conference opener against SMU (Dec. 29) ... Missed the final four games of the season due to an injury.

HIGH SCHOOL — Was a four-year letterwinner and three-year starter at Webster High School ... averaged 19.8 points, 5.0 rebounds, 4.3 assists and 2.9 steals in his four seasons ... averaged 22.9 points, 6.9 rebounds and 4.6 assists his senior season ... led Webster to the Class 4A state semifinals his senior campaign ... was named the Green Country Conference Player of the Year ... was a first-team all-state performer both his junior and senior seasons ... was named to the Tulsa World all-metro team his junior and senior seasons ... earned first-team all-conference accolades as a junior and senior ... scored at a 19.4 clip his junior season and added 5.4 rebounds, 5.4 assists and 3.8 steals ... he connected on 50-percent of his shots as a junior ... his 686 points as a sophomore was a school single-season record ... averaged 23.7 points his sophomore season, knocking down 75 three-pointers for a .339 percentage and connected on 74.4 percent from the charity stripe ... also averaged 5.7 rebounds, 3.2 assists and 2.5 steals in his sophomore campaign ... scored at a 13.0 clip his freshman campaign.

PERSONAL — Full name is Anthony Corrie Pritchard ... born May 6, 2003 ... son of Kevin and Sheba Pritchard ... started playing basketball at the age of three ... siblings names are Alex, Airraneec and Aaliyah ... favorite class at Tulsa is sports management ... favorite movie is *Love and Basketball* ... lists Denzel Washington as his favorite actor ... favorite athlete is Damian Lillard ... his dream car is a Dodge Challenger ... favorite food is Chicken Alfredo.

Pritchard's Game-By-Game Statistics

2021-22 (FRESHMAN)

Opponent	Date	GS	MIN	Total FG-FGA	PCT	3-Pointers 3FG-3FGA	PCT	Free throws FT-FTA	PCT	Rebounds OFF DEF TOT	AVG	PF	A	TO	BLK	STL	PTS	AVG			
Northwestern St.	11/10/2021	*	19:41	1-3	.333	0-0	.000	0-0	.000	0	2	2	2.0	1	6	1	0	1	2	2.0	
Air Force	11/13/2021		10:49	0-3	.000	0-2	.000	0-0	.000	0	0	1	0.0	0	0	0	0	0	0	1.0	
Oregon St.	11/15/2021		03:12	0-0	.000	0-0	.000	0-0	.000	0	2	2	1.3	0	0	2	0	0	0	0	0.7
vs Rhode Island	11/20/2021		16:12	3-9	.333	0-1	.000	2-2	1.000	0	2	2	1.5	2	0	1	0	0	8	2.5	
vs Utah	11/21/2021		10:37	0-2	.000	0-0	.000	0-0	.000	0	2	2	1.6	0	0	0	0	0	1	0	2.0
Little Rock	11/26/2021	*	23:48	2-4	.500	0-1	.000	0-0	.000	0	8	8	2.7	3	6	1	0	3	4	2.3	
at Oral Roberts	11/29/2021	*	24:14	3-7	.429	0-2	.000	0-0	.000	0	3	3	2.7	3	5	0	0	0	6	2.9	
at Boise St.	12/05/2021	*	27:13	3-8	.375	0-0	.000	0-0	.000	1	0	1	2.5	2	4	3	0	3	6	3.3	
LMU (CA)	12/07/2021	*	18:40	2-6	.333	1-3	.333	2-4	.500	0	2	2	2.4	2	1	3	0	4	7	3.7	
Southern Ill.	12/11/2021	*	25:02	1-2	.500	0-0	.000	0-0	.000	0	2	2	2.4	2	3	2	0	0	2	3.5	
Alcorn	12/16/2021	*	24:40	3-7	.429	0-0	.000	3-4	.750	0	1	1	2.3	1	7	4	0	1	9	4.0	
SMU	12/29/2021	*	26:02	5-11	.455	2-3	.667	0-0	.000	1	1	2	2.3	3	1	0	0	0	12	4.7	
at Memphis	01/04/2022	*	31:26	0-4	.000	0-0	.000	0-0	.000	0	4	4	2.4	3	7	4	0	3	0	4.3	
Temple	01/12/2022	*	21:10	1-6	.167	0-2	.000	0-0	.000	3	2	5	2.6	0	3	3	0	1	2	4.1	
Houston	01/15/2022	*	27:15	3-7	.429	0-0	.000	0-0	.000	0	4	4	2.7	2	3	1	1	0	6	4.3	
at Cincinnati	01/20/2022	*	28:59	3-9	.333	0-2	.000	0-0	.000	0	3	3	2.7	3	1	4	0	2	6	4.4	
Memphis	01/23/2022	*	10:38	0-1	.000	0-0	.000	0-0	.000	0	1	1	2.6	1	4	3	0	0	0	4.1	
at Tulane	01/28/2022		24:17	2-3	.667	0-1	.000	0-0	.000	0	1	1	2.5	3	2	1	0	0	4	4.1	
South Fla.	01/29/2022		18:21	1-3	.333	0-1	.000	2-2	1.000	1	1	2	2.5	3	3	0	0	0	4	4.1	
at Wichita St.	02/01/2022		12:31	1-3	.333	0-0	.000	0-1	.000	0	1	1	2.4	1	0	2	0	0	2	4.0	
at Temple	02/05/2022		14:44	0-3	.000	0-0	.000	0-0	.000	0	3	3	2.4	2	5	1	0	0	0	3.8	
East Carolina	02/08/2022		22:26	0-2	.000	0-0	.000	2-2	1.000	2	0	2	2.4	2	2	3	0	1	2	3.7	
Cincinnati	02/12/2022	*	32:29	4-12	.333	0-1	.000	3-6	.500	1	6	7	2.6	2	10	2	2	0	11	4.0	
at UCF	02/14/2022	*	27:54	4-5	.800	1-1	1.000	1-2	.500	0	1	1	2.5	0	3	5	1	1	10	4.3	
at South Fla.	02/19/2022	*	32:47	1-2	.500	0-1	.000	6-6	1.000	0	5	5	2.6	2	3	3	1	2	8	4.4	
at SMU	02/23/2022	*	20:54	3-7	.429	0-0	.000	1-1	1.000	0	3	3	2.7	4	1	1	0	1	7	4.5	
at East Carolina	02/26/2022	*	06:28	0-0	.000	0-0	.000	0-0	.000	0	0	0	2.6	0	0	1	0	0	1	0	4.4
Totals			18	562:29	46-129	.357	4-21	.190	22-30	.733	9	60	69	2.6	47	80	50	6	24	118	4.4

Player Averages

Games Played	Minutes/game	Points/game	FG Pct	3FG Pct	FT Pct	Rebounds/game	Assists/game	Turnovers/game	Assist/Turnover ratio	Steals/game	Blocks/game
27	20.8	4.4	35.7	19.0	73.3	2.6	3.0	1.9	1.6	0.9	0.2

CAREER HIGHS

Points	12 vs SMU (12/29/21)
Field Goals Made	5 vs SMU (12/29/21)
Field Goal Attempts	12 vs Cincinnati (2/12/22)
3-Point Field Goals	2 vs SMU (12/29/21)
3-Point Field Goal Attempts	3 (2x), last vs SMU (12/29/21)
Free Throws Made	6 at South Florida (2/19/22)
Free Throw Attempts	6 (2x), last at South Florida (2/19/22)
Rebounds	8 vs Little Rock (11/26/21)
Assists	10 vs Cincinnati (2/12/22)
Steals	4 vs LMU (12/07/21)
Blocks	2 vs Cincinnati (2/12/22)
Minutes	33 at South Florida (2/19/22)

MISCELLANEOUS CAREER NUMBERS

Double-Doubles	1
20+ Points	—
10+ Points	3
5+ Rebounds	4
10+ Rebounds	—
3+ 3-Pointers	—
5+ Assists	7
2+ Steals	6
2+ Blocks	1
Led TU in Points	—
Led TU in Rebounds	1
Led TU in Assists	14
Led TU in Steals	4
Led TU in Blocks	5

Pritchard's Career Statistics

SEASON	TEAM	Field Goals			3-Point		F-Throws		Rebounds				Scoring							
		GP-GS	MIN/AVG	FG-FGA	FG%	3FG-3FGA	3FG%	FT-FTA	FT%	OFF	DEF	TOT	AVG	PF-FO	A	TO	BLK	STL	PTS	AVG
2021-22	Tulsa	27-18	562/20.8	46-129	.357	4-21	.190	22-30	.733	9	60	69	2.6	47-0	80	50	6	24	118	4.4
TOTAL		27-18	562/20.8	46-129	.357	4-21	.190	22-30	.733	9	60	69	2.6	47-0	80	50	6	24	118	4.4



#23 ARI SEALS

GUARD | 6-3 • 177 • Jr-2L • Frisco, Texas • Frisco High School

CAREER AT TULSA — A two-year letterwinner ... Has appeared in six games, averaging 1.7 minutes per appearance ... Scored two career points and recorded two rebounds and an assist.

2021-22— Made three appearances ... averaged 1.3 minutes and 0.7 points per game ... scored the first points of his collegiate career against South Florida (Jan. 29).

2020-21— Appeared in three games ... averaged 2.0 minutes ... recorded one rebound against Northeastern State (Mar. 4).

HIGH SCHOOL — A four-year letterwinner and two-year starter, Seals played at Frisco High School in Frisco, Texas ... The 6'3" guard led Frisco to a record of 23-21 in Region II District 9 5A play and a record of 31-48 overall ... he finished his career being named second team all-district as well as being an all-team Prosper Tournament selection ... played for Andy Steele at Frisco.

PERSONAL — Full name is Shea Ari Seals ... started playing basketball at age 3 and his favorite NBA player is Kevin Durant ... a Tulsa native, moving to Texas in the 5th grade ... parents are Shea Seals and Bridgette Edwards ... father is Tulsa legend, former Los Angeles Laker and former Hurricane assistant coach ... has three siblings Greg Hawkins (31), Viola Seals (11) and Shemar Seals (9) ... brother Greg played college football at Butler University ... uncle Marshall Moses played football at Oklahoma State ... his favorite television show is "Rick and Morty," while his favorite actor is Martin Lawrence.

Seal's's Game-By-Game Statistics

2021-22 (SOPHOMORE)

Opponent	Date	GS	MIN	Total		3-Pointers		Free throws		Rebounds			PF	A	TO	BLK	STL	PTS	AVG
				FG-FGA	PCT	3FG-3FGA	PCT	FT-FTA	PCT	OFF	DEF	TOT							
at Tulane	01/26/2022		01:50	0-0	.000	0-0	.000	0-0	.000	0	0	0	0	0	0	0	0	0	0.0
South Fla.	01/29/2022		00:54	1-1	1.000	0-0	.000	0-0	.000	1	0	1	0.5	0	0	0	0	2	1.0
at Wichita St.	02/01/2022		01:11	0-0	.000	0-0	.000	0-0	.000	0	0	0	0.3	0	0	0	0	0	0.7
Totals		0	03:55	1-1	1.000	0-0	.000	0-0	.000	1	0	1	0.3	0	0	0	0	2	0.7

Player Averages

Games Played	Minutes/game	Points/game	FG Pct	3FG Pct	FT Pct	Rebounds/game	Assists/game	Turnovers/game	Assist/Turnover ratio	Steals/game	Blocks/game
3	1.3	0.7	100.0	0.0	0.0	0.3	0.0	0.0	0.0	0.0	0.0

2020-21 (FRESHMAN)

Opponent	Date	GS	MIN	Total		3-Pointers		Free throws		Rebounds			PF	A	TO	BLK	STL	PTS	AVG
				FG-FGA	PCT	3FG-3FGA	PCT	FT-FTA	PCT	OFF	DEF	TOT							
UT Arlington	12/04/2020		01:07	0-0	.000	0-0	.000	0-0	.000	0	0	0	0.0	0	0	0	0	0	0.0
Southwestern Christ.	12/23/2020		02:08	0-1	.000	0-1	.000	0-0	.000	0	0	0	0.0	0	1	0	0	0	0.0
Northeastern St.	03/04/2021		02:51	0-0	.000	0-0	.000	0-0	.000	0	1	1	0.3	0	0	0	0	0	0.0
Totals		0	06:06	0-1	.000	0-1	.000	0-0	.000	0	1	1	0.3	0	1	0	0	0	0.0

Player Averages

Games Played	Minutes/game	Points/game	FG Pct	3FG Pct	FT Pct	Rebounds/game	Assists/game	Turnovers/game	Assist/Turnover ratio	Steals/game	Blocks/game
3	2.0	0.0	0.0	0.0	0.0	0.3	0.3	0.0	1.0	0.0	0.0

Seal's Career Statistics

SEASON	TEAM	GP-GS	MIN/AVG	Field Goals		3-Point		F-Throws		Rebounds				Scoring						
				FG-FGA	FG%	3FG-3FGA	3FG%	FT-FTA	FT%	OFF	DEF	TOT	AVG	PF	FO	A	TO	BLK	STL	PTS
2020-21	Tulsa	3-0	6/2.0	0-1	.000	0-1	.000	0-0	.000	0	1	1	0.3	0-0	1	0	0	0	0	0.0
2021-22	Tulsa	3-0	4/1.3	1-1	1.000	0-0	.000	0-0	.000	1	0	1	0.3	0-0	0	0	0	0	2	0.7
TOTAL		6-0	10/1.7	1-2	.500	0-1	.000	0-0	.000	1	1	2	0.3	0-0	1	0	0	0	2	0.3



#11
BRANDON
BETSON
 GUARD | 6-1 • 181 • Jr-TR • Hercules, Calif. • Chicago State

CAREER AT TULSA — Transferred to Tulsa from Chicago State ... has two years of eligibility remaining ... also played one year each at San Bernardino CC and Daytona State ... earned all-conference honors at Chicago State and Daytona State.

2021-22 (At Chicago State) — Was a second-team all-WAC selection ... led the team in scoring with a 14.2 average and assists at 2.8 per game ... also averaged 2.4 rebounds ... shot 37 percent from 3-point range and 83.6 percent from the free throw line ... started all 32 games and averaged 34.5 minutes ... also led the team in three-point field goals made (79), attempted (213) and three-point field goal percentage (.371), and those totals ranked fifth, sixth and seventh, respectively, on Chicago State's all-time single-season records list ... led the team in assists 18 times during the season ... named the TicketSmarter Western Athletic Conference Men's Basketball Player of the Week for November 8-14 when he averaged 20.0 points per game on 14-of-27 shooting (.519) in two wins to open the season ... opened the season with 22 points and four assists in a 77-72 win over St. Thomas ... tallied a season-high 31 points in the regular season finale at Seattle ... led the team in scoring 12 times, eclipsed the 20-point mark six times and had 27 double-figure scoring games ... connected on at least one three-point field goal in 29 of 32 games and converted more than one in a game on 24 occasions ... converted two game-winning scores on last-second, last-possession opportunities — with time winding down in two conference games, he knocked down a pull-up jumper to beat California Baptist and connected on a driving layup to deliver one of college basketball's biggest upsets of the season against New Mexico State

2020-21 (at Daytona State) — Started all 19 games ... averaged a team-best 17.3 points ... connected on 37.3 percent from 3-point range and 84 percent from the free throw line ... also averaged 3.3 assists, 3.1 rebounds and 1.1 steals per game ... earned first-team all-conference honors ... had seven 20+-point scoring performances with a season-high 30 points in an abbreviated season.

2019-20 (at San Bernardino College) — Averaged 19.5 points as a freshman ... totaled 20+-points in 12 games with a season-high 45 points ... connected on 45.2 percent from the field and 41.5 percent from beyond the 3-point line ... earned first-team all-conference accolades.

HIGH SCHOOL — Played four seasons at Salesian College Prep ... had career averages of 17 points, four assists and three rebounds ... averaged 20 points his senior season ... earned all-region and all-conference honors as a senior ... played AAU basketball for Play Hard Play Smart (Adidas).

PERSONAL — Began playing basketball at the age of 4 ... his favorite NBA player is Damian Lillard ... favorite professional athlete is the late Kobe Bryant ... favorite actor is Denzel Washington ... his biggest sports thrill was hitting two game-winning baskets while at Chicago State ... majoring in business ... mother is Charlotte Betson ... has one sibling ... born May 16, 2000.

Betson's Game-By-Game Statistics

2020-22 (SOPHOMORE)

Opponent	Date	GS	MIN	Total		3-Pointers		Free throws		Rebounds		PF	A	TO	BLK	STL	PTS	AVG			
				FG-FGA	PCT	3FG-3FGA	PCT	FT-FTA	PCT	OFF	DEF								TOT	AVG	
St. Thomas (MN)	11/09/2021	*	35:10	8-14	.571	4-6	.667	2-2	1.000	0	2	2	2.0	0	4	1	0	1	22	22.0	
SIUE	11/12/2021	*	33:00	7-15	.467	2-5	.400	2-2	1.000	3	1	4	3.0	3	0	2	0	2	18	20.0	
at Loyola Chicago	11/16/2021	*	37:00	7-12	.583	4-7	.571	3-4	.750	0	2	2	2.7	1	4	5	0	1	21	20.3	
at UC Santa Barbara	11/20/2021	*	34:50	4-12	.333	1-6	.167	2-2	1.000	1	0	1	2.3	2	3	6	0	1	11	18.0	
at Pacific	11/22/2021	*	34:02	5-9	.556	2-5	.400	2-2	1.000	0	2	2	2.2	2	3	1	0	1	14	17.2	
at Bowling Green	11/28/2021	*	36:39	6-15	.400	5-10	.500	0-0	.000	0	1	1	2.0	4	4	9	0	0	17	17.2	
at Loyola Maryland	12/01/2021	*	26:25	5-13	.385	3-9	.333	2-4	.500	0	2	2	2.0	3	4	3	0	1	15	16.9	
Tennessee St.	12/04/2021	*	39:29	4-17	.235	2-9	.222	2-2	1.000	1	4	5	2.4	1	3	4	0	2	12	16.3	
Illinois St.	12/11/2021	*	33:42	5-17	.294	0-5	.000	0-0	.000	2	1	3	2.4	3	3	3	0	2	10	15.6	
NIU	12/13/2021	*	36:16	4-11	.364	1-3	.333	4-5	.800	0	1	1	2.3	5	3	3	0	3	13	15.3	
at IUPUI	12/16/2021	*	37:17	5-11	.455	4-8	.500	1-1	1.000	2	4	6	2.6	1	3	5	0	1	15	15.3	
at Iowa St.	12/21/2021	*	33:10	2-11	.182	1-7	.143	1-1	1.000	0	2	2	2.6	2	0	5	1	0	6	14.5	
at Drake	12/22/2021	*	31:59	3-10	.300	2-6	.333	0-0	.000	0	1	1	2.5	0	2	3	0	0	8	14.0	
at Grand Canyon	12/30/2021	*	32:05	2-11	.182	0-2	.000	3-4	.750	0	3	3	2.5	4	1	0	0	0	7	13.5	
at New Mexico St.	01/01/2022	*	35:46	9-17	.529	4-10	.400	1-1	1.000	0	2	2	2.5	1	3	2	0	0	23	14.1	
Seattle U	01/06/2022	*	30:14	3-7	.429	2-4	.500	2-2	1.000	0	0	0	2.3	4	0	4	0	0	10	13.9	
California Baptist	01/08/2022	*	28:43	4-14	.286	2-7	.286	0-0	.000	0	2	2	2.3	2	3	0	0	0	10	13.6	
at UTRGV	01/13/2022	*	34:56	2-11	.182	0-4	.000	0-0	.000	0	2	2	2.3	1	5	3	0	1	4	13.1	
at Lamar University	01/15/2022	*	37:48	7-12	.583	2-3	.667	2-2	1.000	0	3	3	2.3	3	5	3	0	1	18	13.4	
Utah Valley	01/27/2022	*	33:03	6-13	.462	3-5	.600	0-1	.000	0	1	1	2.3	3	2	3	0	1	15	13.5	
Utah Tech	01/29/2022	*	28:23	1-8	.125	1-5	.200	0-0	.000	0	2	2	2.2	2	2	0	0	0	3	13.0	
at Abilene Christian	02/02/2022	*	36:20	7-13	.538	6-8	.750	2-2	1.000	0	1	1	2.2	2	4	4	0	0	22	13.4	
at Tarleton St.	02/05/2022	*	33:03	4-14	.286	3-8	.375	5-6	.833	0	3	3	2.2	1	1	3	0	1	16	13.5	
SFA	02/10/2022	*	33:50	4-11	.364	4-8	.500	1-2	.500	0	1	1	2.2	3	5	2	0	1	13	13.5	
San Houston	02/12/2022	*	29:15	5-10	.500	2-7	.286	0-0	.000	0	4	4	2.2	2	1	2	0	0	12	13.4	
at SFA	02/16/2022	*	38:31	5-17	.294	2-11	.182	0-0	.000	1	1	2	2.2	4	5	3	0	3	12	13.3	
Tarleton St.	02/19/2022	*	34:49	2-6	.333	2-5	.400	6-6	1.000	0	2	2	2.2	4	2	2	0	1	12	13.3	
Grand Canyon	02/23/2022	*	26:00	3-14	.214	1-5	.200	5-6	.833	0	1	1	2.2	1	3	5	0	2	12	13.3	
New Mexico St.	02/26/2022	*	37:51	6-18	.333	5-12	.417	0-0	.000	0	5	5	2.3	3	8	3	0	0	17	13.4	
at California Baptist	03/02/2022	*	38:39	10-17	.588	2-6	.333	2-2	1.000	0	4	4	2.3	2	1	4	0	1	24	13.7	
at Seattle U	03/05/2022	*	37:34	11-19	.579	5-8	.625	4-4	1.000	1	2	3	2.4	3	2	4	0	0	31	14.3	
vs Utah Valley	03/08/2022	*	36:25	4-19	.211	2-9	.222	2-4	.500	1	3	4	2.4	4	2	1	0	1	12	14.2	
Totals			32	1092:113	160-418	.383	79-213	.371	56-67	.836	12	65	77	2.4	76	91	98	3	26	455	14.2

Player Averages

Games Played	Minutes/game	Points/game	FG Pct	3FG Pct	FT Pct	Rebounds/game	Assists/game	Turnovers/game	Assist/Turnover ratio	Steals/game	Blocks/game
32	34.1	14.2	38.3	37.1	83.6	2.4	2.8	3.1	0.9	0.8	0.1

CAREER HIGHS

- Points**
28* at Arkansas State (1/29/21)
- Field Goals Made**
11* at Arkansas State (1/29/21)
- Field Goal Attempts**
24* at Arkansas State (1/29/21)
- 3-Point Field Goals**
5 (4x) last at Tulane (1/26/22)
- 3-Point Field Goal Attempts**
12 at Tulane (1/26/22)
- Free Throws Made**
8 vs Wichita State (3/10/22)
- Free Throw Attempts**
9 vs Wichita State (3/10/22)
- Rebounds**
6* at Arkansas State (1/29/21)
- Assists**
9* vs Dallas Christian (12/17/20)
- Steals**
4 (6x) last vs South Florida (1/29/22)
- Blocks**
1 vs SMU (3/11/22)
- Minutes**
42* vs Texas State (2/28/20)

MISCELLANEOUS CAREER NUMBERS

- Double-Doubles**
—
- 20+ Points**
14
- 10+ Points**
56
- 5+ Rebounds**
5
- 10+ Rebounds**
—
- 3+ 3-Pointers**
29
- 5+ Assists**
3
- 2+ Steals**
13
- 2+ Blocks**
—

Betson's Career Statistics

SEASON	TEAM	Field Goals		3-Point		F-Throws		Rebounds				Scoring									
		GP-GS	MIN/AVG	FG-FGA	FG%	3FG-3FGA	3FG%	FT-FTA	FT%	OFF	DEF	TOT	AVG	PF-FO	A	TO	BLK	STL	PTS	AVG	
2021-22	CSU	32-32	1092/34.1	160-418	.383	79-213	.371	56-67	.836	12	65	77	2.4	76-1	91	98	3	26	455	14.2	
TOTAL FOR Tulsa		0-0	0/0.0	0-0	.000	0-0	.000	0-0	.000	0	0	0	0.0	0-0	0	0	0	0	0	0	0.0
TOTAL		32-32	1092/34.1	160-418	.383	79-213	.371	56-67	.836	12	65	77	2.4	76-1	91	98	3	26	455	14.2	



#33
BRYANT
SELEBANGUE
FORWARD | 6-8 • 227 • So-TR • Montreal, Quebec • Florida SouthWestern State

CAREER AT TULSA — Transferred to Tulsa from Florida SouthWestern CC ... has three years of eligibility remaining ... also played one year at Hutchinson CC.

2021-22 (at Florida Southwestern CC) — Played at Florida SouthWestern CC ... named to the FCSAA all-state and NJCAA all-Region VIII teams ... also earned first-team all-conference accolades ... helped lead his team to a 24-6 record ... averaged a double-double with 12.8 points and 10.1 rebounds in 30 games ... also averaged 1.1 blocks per game ... shot 69 percent from the field ... had 20 starting assignments ... totaled 23 double-figure scoring games and 17 double-digit rebounding games ... scored over 20 points in three games ... had season-highs of 25 points vs. Illinois State and 18 rebounds, including 10 offensive boards, against Hillsborough ... also blocked a season-high four shots in three games and had a season-best four steals against Illinois Central

2020-21 (at Hutchinson CC) — Played his freshman season at Hutchinson Community College ... helped lead the Blue Dragons to the NJCAA National Tournament ... averaged 6.6 points 4.4 rebounds per game while shooting 53 percent from the field ... scored in double figures five times and also registered double-figure rebounds in two of those games to notch double-doubles.

2019-20 (at TRC Prep) — Averaged 11.4 points, 9.1 rebounds and 1.3 assists in the 2019-20 campaign at TRC Prep.

HIGH SCHOOL — Played his high school basketball at Rice Prep, finishing in the 2018-19 season.



#0
JESAIHAH
McWRIGHT
GUARD | 6-4 • 176 • Fr-HS • Houston, Texas • Cypress Falls High School

CAREER AT TULSA — In his first season at Tulsa after his high school career at Cypress Falls

HIGH SCHOOL — Was a four-year letterwinner at Cypress Falls High School ... was ranked as the third-best prospect out of Houston by RCS Sports ... averaged 14.3 points, 3.1 rebounds, 2.5 assists and 1.8 steals as a senior ... named the District 16-6A Most Valuable Player his senior season ... also earned TABC Coaches all-state and all-region selections his senior campaign ... was a two-time first-team all-district selection ... earned Academic All-District honors and was a finalist for the 2022 Guy V. Lewis Award ... tallied 15 points, six rebounds and four assists during his junior season ... was also the District 16-6A High Jump champion in track and field as a junior ... high school coach was Rick Flores.

PERSONAL — Born Sept. 22, 2003.

INTRO

PLAYERS

STAFF

REVIEW

AMERICAN ATHLETIC
CONFERENCE

OPPONENTS

RECORDS

HISTORY



#4
BRIAN "BB"
KNIGHT

GUARD | 6-6 • 189 • Fr-HS • Katy, Texas • Tompkins High School

CAREER AT TULSA – In his first season at the University of Tulsa as a true freshman

HIGH SCHOOL – Was a four-year letterwinner at Tompkins High School ... had a record-setting prep career with 1,687 career points, 247 three-pointers and converted 86% of his free throws, all school records ... an injury ended his prep career only seven games into his senior season ... averaged 21 points, five rebounds and three assists his junior season ... converted more than 40-percent from 3-point range as a junior ... earned first-team all-district 19-6A honors his junior campaign, while also earning all-district academic accolades ... was named the District 19-6A Newcomer of the Year his freshman season ... knocked down a school record eight 3-pointers twice in his career ... high school coach was Robert Sanders.

PERSONAL — Full name is Brian Michael Knight ... born Oct. 31, 2003 ... Parents are Brian Knight, Sr. and Angelica Knight ... has one sibling, Kenley (12) ... if he could meet one person, dead or alive, it would be Kobe Bryant because he is an inspiration to many ... Kevin Hart is his favorite actor ... dream car is a Lamborghini Truck.



#15
CHARLES
CHUKWU

CENTER | 6-9 • 250 • Fr-HS • Katy, Texas • Paetow High School

CAREER AT TULSA – In his first season at Tulsa.

HIGH SCHOOL – Played at Katy Paetow High School ... helped lead his team to a 31-6 record as a senior ... earned UIL Class 5A Region 3 accolades his senior season ... was the District 19-5A MVP his junior campaign ... earned academic all-district honors his junior campaign ... high school coach was Michael Niemi.

PERSONAL — Born on Sept. 21, 2003 ... son of Charles and Lydia Chukwu ... has a brother, Jason (20), and sister, Tiffany (16) ... began playing basketball at 13 years old ... also lettered twice in track and field in high school ... went to state his junior and senior seasons of track for discus with a combined four months of practice ... his favorite professional athletes are Giannis Antetokounmpo and Kawhi Leonard.



STAFF

Head coach Eric Konkol enters his first season at the helm of the Golden Hurricane. He compiled a 153-75 record in his seven seasons at Louisiana Tech prior to his hiring at Tulsa on March 21, 2022.

INSIDE

- Head Coach Eric Konkol 24-25
- Coaching Staff 26-28
- Support Staff 29-31
- Preident32
- Director of Athletics 32

Eric Konkol

Head Basketball Coach

FIRST SEASON

Eric Konkol was named The University of Tulsa's 31st head basketball coach on March 21, 2022.

Konkol, 45, came to Tulsa following seven seasons at LA Tech, where he compiled a 153-75 record. He won 46 games in his first two seasons, the most for any previous LA Tech head coach, and his 153 career victories is the third-highest win total in school history. Konkol's teams produced six seasons with 20+ wins and finished among the top 3 in Conference USA standings five of his seven years.



Konkol returns to where he began his start in collegiate coaching. He was a student assistant coach for Tulsa's 2001 NIT Championship team under Head Coach Buzz Peterson.

"I'm thrilled and honored to return to Tulsa as head men's basketball coach," said Konkol at his introductory press conference. "This program is rich in tradition with a history built on tough players and passionate fans from our city. Our staff will work relentlessly to recruit and develop both to compete for championships and have one of the most electric home court environments in the country."

After his one-year stint at Tulsa, Konkol was on the coaching staffs at Tennessee, George Mason and Miami (Fla.) before becoming the LA Tech head

coach in 2015. Konkol has served 20 years as a collegiate coach and has been a part of 14 20-win seasons with 10 postseason tournament appearances.

LA Tech completed the 2021-22 season with an overall 24-10 record and a 12-6 league mark. The Bulldogs finished the season with a 75.2 scoring average.

"We are extremely pleased to welcome Eric and his family to Tulsa," said Rick Dickson, Tulsa's vice president and director of athletics at Konkol's introductory press conference. "It was obvious from our first conversation that Eric was a perfect fit for TU, and it became increasingly clear that he was the right person to collaborate with us and lead the TU basketball program through a crucial rebuilding phase.

"Eric not only exhibits incredible understanding and knowledge of the game but has shown a keen ability to communicate effectively and bring out the best in his players. Our campus and our community will appreciate his enthusiasm, and I look forward to welcoming fans - new and old - to Reynolds this fall."

"The University of Tulsa has a long, proud history of great basketball programs. Going back decades, our student-athletes have been successful on the court and in the classroom. Eric Konkol has a record of recruiting, coaching and mentoring young men to be the best they can be and to lift their teams to new heights. I have no doubt he will bring that same level of dedication, energy and ambition to TU," said university President Brad R. Carson.

In the 2020-21 campaign, Konkol guided LA Tech to a 24-8 overall record, a Conference USA West Division title and a third-place finish in the National Invitation Tournament (NIT) by defeating Ole Miss, Western Kentucky and No. 1 overall seed Colorado State in the NIT Final Four consolation game. As a result, Konkol garnered numerous awards including Conference USA Coach of the Year, NABC District 11 Coach of the Year, LABC Louisiana Major College Coach of the Year and LSWA Louisiana Coach of the Year. He was also a finalist for the Jim Phelan National Coach of the Year Award.

Despite the shortened 2019-20 season due to the public health threat of COVID-19, Konkol was named the LSWA Louisiana Coach of the Year and the LABC Louisiana Major College Coach of the Year after guiding LA Tech to a 22-8 overall record.



Konkol's Year-by-Year Head Coaching Record

Year	School	W-L	Pct.	Conference	
				Finish	Post-season
2015-16	LA Tech	23-10	.697	T-3rd	Vegas16 Quarterfinals
2016-17	LA Tech	23-10	.697	2nd	-
2017-18	LA Tech	17-16	.515	T-9th	-
2018-19	LA Tech	20-13	.606	8th	-
2019-20	LA Tech	22-8	.733	T-2nd	Canceled (COVID)
2020-21	LA Tech	24-8	.750	1st (West)	NIT Third Place
2021-22	LA Tech	24-10	.706	3rd (West)	-
TOTAL		153-75	.671		

The Konkol File

PERSONAL

Birthdate: November 24, 1976

Hometown: Amherst, Wisc.

Family: wife Meagan; son Ethan; son Ryan

COLLEGE COACHING EXPERIENCE

7 years overall – Head Coach, Louisiana Tech (2015-22)

COACHING AWARDS

- 2020-21 Conference USA Coach of the Year
- 2020-21 NABC District 11 Coach of the Year
- 2020-21 LSWA Louisiana Coach of the Year
- 2019-20 LABC Louisiana Major College Coach of the Year
- 2020-21 LABC Louisiana Major College Coach of the Year
- 2021-22 LABC Louisiana Major College Coach of the Year
- 2021 Finalist for Jim Phelan National Coach of the Year

COACHING POSTSEASON EXPERIENCE

- 10 Postseason Tournament Appearances
- Three NCAA Tournament Appearances
- One Sweet Sixteen Appearances
- 2012-13 ACC Regular Season Champions
- 2013 ACC Tournament Champions
- Won 2001 NIT Championship

PROMINENT PUPILS

Shane Larkin, Durand Scott, Kenny Kadji, Julian Gamble, Trey McKinney Jones (Miami) Kenneth Lofton, Jr. (LA Tech)

At Louisiana Tech, Konkol's teams averaged 74.2 points over his career while holding the opposition to 67.9 points in 228 contests.

Before his stint at LA Tech, Konkol spent four seasons (2011-15) on the staff of Miami Head Coach Jim Larranaga. Prior to that, he was with Larranaga for seven years (2002-05, 2007-11) at George Mason assisting in all aspects including recruiting, practices, individual player workouts and game preparation.

At Miami, Konkol was a part of three 20-win seasons and three postseason tournament appearances. Known as the team's offensive coordinator, he aided the 2014-15 Hurricanes to a 25-13 record, the second most wins in program history, and an appearance in the NIT Championship game.

Miami snapped two impressive winning streaks along the way, defeating eventual national champion Duke, 90-74, at Cameron Indoor Stadium, ending the Blue Devils' 41-game home winning streak which was the longest active streak in Division I at the time. The 'Canes also defeated then-No. 8/7 Florida in a non-conference battle which snapped the Gators' 33-game home winning streak, the third longest in the country.

In his third season, Miami returned no starters from the previous season, but the team still posted its seventh-straight winning season with a 17-16 overall record while ranking No. 2 in field goal defense and No. 3 in scoring defense in the ACC, good enough for No. 11 and No. 39 nationally.

The program saw several firsts in his second season, including the 'Canes ACC regular season and tournament championships, a No. 2 ranking in the national polls and 29 total victories with 15 league wins. Miami matched program bests in earning a No. 2 seed in the NCAA Tournament and playing in the Sweet 16.

Konkol helped lead the Hurricanes that season to four 20+ point wins over ACC opponents, including a 27-point rout of No. 1 Duke and a 26-point victory against North Carolina. Miami was the first team to beat Duke and UNC by 25+ points since the start of ACC play in 1953 and the 'Canes defeated three teams in the Top 20 for the first time since joining the ACC in 2004-05.

Konkol worked daily with ACC and Lute Olson National Player of the Year and All-American Shane Larkin, who left UM after his sophomore season to enter the 2013 NBA Draft. Larkin was a finalist for the Bob Cousy, Naismith and John R. Wooden awards and named the ACC tournament MVP. Konkol also improved the games of ACC Defensive Player of the Year Durand Scott and All-ACC performer Kenny Kadji, as well as ACC All-tournament players Julian Gamble and Trey McKinney Jones.

At George Mason, Konkol served under Larranaga from 2002-05 and again from 2007-11, helping the Patriots register 19.8 wins per year. In the interim, he spent two years coaching at national power Hopkins High School in Minnesota under Ken Novak, Jr.

He helped guide GMU to four postseason appearances, including NCAA berths in 2008 and 2011. In 2011, the team defeated Villanova to advance to the third round of the NCAA Tournament, earned a regular season Colonial Athletic Association (CAA) title and posted a school record-tying 27 wins.

Konkol was responsible for coordinating George Mason's schedule, which was pivotal to the Patriots earning just their second at-large bid to the NCAA Tournament in 2011. He served as Mason's scouting director from 2002-05 and helped recruit the top non-BCS recruiting class in 2009 according to ESPN.com. Konkol also monitored the academic progress of the men's basketball student-athletes, graduating 20 of 22 student-athletes who completed their eligibility. The program was recognized by the NCAA with an Academic Progress Rate in the nation's top-10 percent for both 2009 and 2010.

While working at Tennessee as a graduate assistant coach on Buzz Peterson's staff for the 2001-02 season he earned his master's degree in sport management.

A native of Amherst, Wis., Konkol earned his bachelor's degree in kinesiology with an emphasis in exercise management from Wisconsin Eau Claire. He played three seasons of basketball for the Division III program, advancing to the national championship game in 2000. He received the team's Inspiration Award after his junior and senior seasons and was an honorary captain as a senior.

Konkol spent his first two years, including one red-shirt season, at Wisconsin at Platteville playing for former Wisconsin head coach Bo Ryan.

Konkol and his wife, Meagan, have two sons, Ethan and Ryan.



INTRO

PLAYERS

STAFF

REVIEW

AMERICAN ATHLETIC
CONFERENCE

OPPONENTS

RECORDS

HISTORY

Duffy Conroy

Assistant Basketball Coach

FIRST SEASON

Duffy Conroy joined The University of Tulsa basketball coaching staff in March 2022 after spending seven seasons on Eric Konkol's staff at Louisiana Tech.

In his LA Tech tenure, the Bulldogs registered seven straight winning seasons, including six with 20+ victories and an overall 153-75 record with two postseason tournament appearances.

In 2021-22, LA Tech finished with 24 wins while advancing to the Conference USA Tournament championship game after victories over Marshall, Western Kentucky and defending champion North Texas. The Bulldogs became one of only 10 Division I teams in the country to record back-to-back seasons of 24+ wins.

A year earlier, the Bulldogs put together a 24-8 overall record while earning a Conference USA West Division title and a third-place finish in the National Invitation Tournament. LA Tech received an at-large berth to play in the NIT for the first time since 2015 and became just the second team in program history to make the Final Four.

The 'Dogs had the highest-rated defense in C-USA, ranking 39th in the country in adjusted defensive efficiency. The team also ranked No. 1 in the league and top 30 in the country in field goal percentage defense and three-point field goal percentage defense.

The 2019-20 team recorded a 22-8 overall mark during the regular season, but the team did not have a chance at postseason play with the Conference USA and NCAA/NIT Tournaments being canceled due to the public health threat of COVID-19. The 2018-19 squad had eight of its 20 victories come against teams who also produced 20-win seasons, the most in program history.



LA Tech had a 17-16 record in 2017-18 and in Conroy's first two seasons, the Bulldogs posted back-to-back 23-10 records. In 2016-17, the Bulldogs finished second in Conference USA despite being picked seventh in the preseason poll and being the second youngest team in the league. In his first season, LA Tech defeated eight teams that advanced to the 2016 postseason, including the program's first victory over a Big Ten school in 30 years with a win over Ohio State.

He coached seven LA Tech players to postseason honors, including one C-USA Player of the Year honoree.

Previously, Conroy spent 10 seasons as an assistant coach at UW Milwaukee under Rob Jeter, helping the Panthers to four postseason appearances including NCAA Tournament berths in 2006 and 2014. The Panthers also enjoyed back-to-back postseason appearances in 2011 and 2012 in the NIT and Collegians.com Tournament, respectively.

At UWM, Conroy also served as the scheduling coordinator and was part of four 20-win seasons, two Horizon League regular season titles and two tournament titles.

Arguably the most memorable season at Milwaukee for Conroy came in his first season with the team in 2005-06. The Panthers posted a 22-9 overall record, won the Horizon League regular season and conference title, had a school-record three players named all-league, earned a best-ever 11-seed in the NCAA Tournament and collected an upset victory over Oklahoma in the first round.

During his UWM stint, Conroy helped develop 12 All-Horizon league players.

Conroy began his coaching career at Milwaukee in 2000 as an administrative assistant for Bo Ryan. He moved with Ryan to Wisconsin, where he served as the video coordinator for two years (2001-03) when the Badgers claimed back-to-back Big Ten Conference regular season titles for the first time in school history and advanced to the Sweet 16 in 2003.

Conroy had a successful playing career at St. Ambrose (Iowa) University. A two-time all-conference performer and team captain, he led St. Ambrose to three appearances in the NAIA Tournament. As a junior, he led St. Ambrose to a 20-win season, then led the squad to 26 victories one year later en route to earning honorable mention All-America honors.

A native of Naperville, Ill., Conroy was an all-state football and basketball player at Davenport Assumption High School. His brother, Ed, was an assistant coach at Tulsa for the 2000-01 season and is the current head coach at The Citadel.

Conroy and his wife, Nikki, have five children: Callum, Macklin, Keeva, Bradoch and Banion.

THE CONROY FILE

COACHING EXPERIENCE

18 years overall – Assistant Coach, LA Tech (2015-2022); Assistant Coach, Milwaukee (2005-15); Head Coach/Athletics Director, Assumption HS (2003-04)

PLAYING EXPERIENCE

- 1996-2000 St. Ambrose

PLAYING/COACHING ACCOLADES

- Two NCAA Tournament Appearances (UW Milwaukee)
- An NCAA Second Round Appearance
- Two Horizon League Regular Season Championships
- Two Horizon League Tournament Championships
- Helped develop seven LA Tech players with all-conference honors
- Helped develop 12 All-Horizon League players
- Team captain at St. Ambrose
- Two-time all conference performer
- 2000 All-America honorable mention



Desmond Haymon

Assistant Basketball Coach

FIRST SEASON

Desmond Haymon came to Tulsa in March 2022 following three seasons as an assistant coach for the Louisiana Tech Bulldogs.

With his assistance, LA Tech registered three straight winning seasons of 22+ victories.

In 2021-22, the Bulldogs finished with 24 wins while advancing to the Conference USA Tournament championship game after victories over Marshall, WKU and defending champion North Texas. In doing so, the program became one of only 10 Division I teams in the nation to record back-to-back seasons of 24+ wins.

A year earlier, LA Tech recorded an overall mark, while claiming a Conference USA West Division title and a third place finish in the National Invitation Tournament. The team received an at-large berth to play in the NIT for the first time since 2015 and became just the second team in program history to make the Final Four.

The Bulldogs upset Ole Miss in the first round, defeated Western Kentucky in the quarterfinals and won a 76-74 thriller over No. 1 overall seed Colorado State in the Final Four consolation game. The 'Dogs ranked No. 1 in the league and top 30 in the country in field goal percentage defense and three-point field goal percentage defense.

The 2019-20 team registered a 22-8 overall record during the regular season but did not have a chance at postseason play due to its cancellation because of the public health threat of COVID-19.



During his tenure, Haymon has helped coach four All-Conference USA selections in Kenneth Lofton, Jr. (two-time selection), Isaiah Crawford, Cobe Williams and DaQuan Bracey. Lofton, Jr. also earned C-USA Freshman of the Year honors.

In three seasons, Haymon helped lead the Bulldogs to a 70-26 record for a .729 winning percentage with one postseason appearance.

Previously, Haymon spent nine seasons at Stephen F. Austin where he was a player, graduate manager and assistant coach. He worked as an assistant coach for the Lumberjacks for two years (2017-19) and played a key role in the development of guards Shannon Bogue and Kevon Harris who both were two-time All-Southland Conference selections.

In his first year as an assistant coach in 2017-18, Haymon helped the 'Jacks to a 28-7 overall record, including a program-best 16 home wins, and a Southland Tournament championship which resulted in a trip to the NCAA Tournament. The year culminated with Haymon being named to the National Association of Basketball Coaches (NABC) Under Armour 30-Under-30 list.

From 2014-17, Haymon spent his time at SFA as a graduate assistant/video coordinator. During this time, the 'Jacks won the SLC regular season and tournament titles twice, advancing to the NCAA Tournament on two occasions.

As a player at SFA, Haymon amassed 1,159 career points, graduating as the all-time winningest player in SFA history with 97 victories. As a senior in 2013-14, he led SFA to the school's first NCAA Tournament win when his four-point play with just seconds remaining against VCU sent the game into overtime and the eventual victory.

Haymon earned numerous honors during his playing career, including 2014 Second Team All-Southland and Second Team NABC All-District, two-time Southland All-Tournament selection, 2013 Honorable Mention All-Southland and was a three-time Southland Conference All-Academic honoree.

Haymon, a native of Pickens, Mississippi, received his bachelor's degree in kinesiology with a minor in general business in 2014 before earning a master's degree in interdisciplinary studies in December of 2016, both from Stephen F. Austin.

He and his wife, Chandra, have a son, Desmond, "DJ" Jr. and a daughter, Chaniya.

THE HAYMON FILE

COACHING EXPERIENCE

8 years – Assistant Coach, Louisiana Tech (2019-pres.); Assistant Coach, Stephen F. Austin (2017-19); Graduate Assistant/Video Coordinator, Stephen F. Austin (2014-17)

PLAYING EXPERIENCE

• 2010-2014 Stephen F. Austin

PLAYING/COACHING ACCOLADES

- Four NCAA Tournament Appearances (One as player, three as coach)*
- Two NCAA Round of 32 Appearances (One as a player, one as a coach)*
- Four Conference Tournament Championships (One as a player, three as a coach)
- Four conference regular season championships (Two as player, two as coach)
- 2021 C-USA West Division Champs
- As a player, led the Jacks to first ever NCAA Tournament win in 2014
- 2014 All-Southland and Second Team NABC All-District
- Two-time Southland All-Tournament Selection
- Graduated from Stephen F. Austin as winningest player in program history (97 wins)

PROMINENT PUPILS

Kenneth Lofton, Jr., Isaiah Crawford, Cobe Williams, DaQuan Bracey

*Wins in 2015-19 at Stephen F. Austin vacated by NCAA



INTRO

PLAYERS

STAFF

REVIEW

AMERICAN ATHLETIC
CONFERENCE

OPPONENTS

RECORDS

HISTORY

Yaphett King

Assistant Basketball Coach

FIRST SEASON

Yaphett King was appointed as an assistant basketball coach at The University of Tulsa in April 2022. King coached under Eric Konkol for three seasons at Louisiana Tech



Before coming to Tulsa, King spent three years as an assistant coach at SMU. King joined the Mustangs after his three seasons (2016-19) at LA Tech, where he was a part of two 20-win seasons with the Bulldogs.

In his three seasons at SMU, the Mustangs went 54-26 with a 38-5 record at Moody Coliseum. In that span, the SMU recorded three AP top-20 wins, won the 2019-20 Southwestern Showdown Championship, made the NIT in 2021 and 2022, had seven All-American Athletic Conference selections, and Kendrick Davis was named AAC Player of the Year (2021-22).

At Louisiana Tech, the team registered two 20-win seasons with a high of 23 victories. His time with the Bulldogs included winning the 2017-18 Cancun Challenge and the New Orleans Shootout. Five players earned C-USA postseason awards during his time in Ruston.

Prior to Louisiana Tech, King was an assistant coach at Texas A&M-Corpus Christi for four seasons (2012-16). The team improved dramatically during his time, winning 20 games in 2014-15 and 25 games in 2015-16. The Islanders earned a CIT bid in each of his last three seasons.

Prior to joining the Islanders, King spent four years (2008-12) as head coach at Redlands Community College where he led the squad to 72 wins during his tenure, highlighted by a 21-win season and a trip to the National Junior College Athletic Association Tournament in 2010-11.

King started his coaching career as an assistant coach at Redlands in 2006-07, when the team went 31-2 en route to the regional final.

The following year (2007-08) he joined Cowley College as an assistant coach, assisting the team to a 31-2 overall mark and an appearance in the regional championship game.

On the court, King was an All-American as a freshman at Redlands in 2001-02 while leading the team to the NJCAA Division II national title. He went on to play at Cal State Fullerton where he helped the Titans to postseason play for the first time in 15 years, advancing to the Round of 16 in the National Invitation Tournament.

He went on to play professionally in Austria for two years.

King is a native of St. Petersburg, Florida. He and his wife, Charlena, have two children, Caydance and Yarraah.



THE KING FILE

COACHING EXPERIENCE

16 years – Assistant Coach, SMU (2019-22); Assistant Coach, Louisiana Tech (2016-19); Assistant Coach, Texas A&M-Corpus Christi (2012-16); Head Coach, Redlands College (2008-12); Assistant Coach, Cowley College (2007-08); Assistant Coach, Redlands College (2006-07)

PLAYING EXPERIENCE

- 2003-05 Cal St. Fullerton
- 2001-03 Redlands CC
- Played two years in Austria

PLAYING/COACHING ACCOLADES

- Two NIT appearances with SMU
- Helped coach seven All-AAC selections
- Coached 2021-22 AAC Player of the Year Kendrick Davis
- Helped lead Texas A&M-Corpus Christi to three CIT bids in final three seasons
- NJCAA Tournament appearance as head coach in 2011
- All-American as a Freshman at Redlands College
- Led Redlands College to the 2002 NJCAA Division II National Title
- Helped Cal State Fullerton make Round of 16 in NIT, first postseason appearance in 15 years.

Josh Wolfe

Director of Basketball Operations

FIRST SEASON

Josh Wolfe was named director of basketball operations at The University of Tulsa in March 2022, following three seasons in the same position at Louisiana Tech.

In three his seasons at LA Tech, the Bulldogs posted a 70-26 record for a .729 winning percentage with one postseason appearance.

In 2021-22, the Bulldogs finished with 24 wins while advancing to the Conference USA Tournament championship game after victories over Marshall, Western Kentucky and defending champion North Texas. In doing so, the program became one of only 10 Division I teams in the country to record back-to-back seasons of 24+ wins.



A year earlier, LA Tech recorded a 24-8 overall mark in 2020-21 while claiming a Conference USA West Division title and a third-place finish in the National Invitation Tournament. The Bulldogs received an at-large berth to play in the NIT for the first time since 2015 and became just the second team in program history to make the Final Four.

The team upset Ole Miss in the first round, defeated league foe Western Kentucky in the quarterfinals and won a 76-74 thriller over No. 1 overall seed Colorado State in the Final Four consolation game.

In his first season, the 'Dogs registered a 22-8 overall record during the regular season, but the team did not have a chance at postseason play with the Conference USA and NCAA/NIT Tournaments being canceled due to the public health threat of COVID-19. The Bulldogs also recorded a 13-5 league record, finishing in a tie for second place.

Previously, Wolfe spent six seasons at Western Illinois as both an associate head coach and assistant coach for the Leathernecks under Billy Wright and Jim Molinari.

Wolfe's sixth year at WIU was highlighted by an upset victory over the three-time reigning Summit League champions South Dakota State in the quarterfinal round of the league tournament, becoming the first No. 8 seed in conference history to defeat the No. 1 seed. Another marquee win for the Leathernecks came in 2015-16 when they opened the season by knocking off No. 17 Wisconsin on the road. The victory marked the program's first win over a nationally ranked team in the Division I era.

The most successful season at WIU for Wolfe came in 2012-13 when the team earned a share of the Summit League regular season championship while finishing 22-9 overall, recording more wins than any other team in the program's D1 history and made an appearance in the College Basketball Invitational.

Prior to WIU, Wolfe spent six years as an assistant coach at Wisconsin-Parkside and was part of all activities in the basketball program as well as serving as the Director of the department's CHAMPS/Life Skills program.

He helped the Rangers to back-to-back winning seasons in his first two years, including the program's first NCAA Tournament appearance.

Before heading to UW-Parkside, Wolfe spent two years as an assistant coach at Lakeland College, an NCAA Division II school in Wisconsin. In his last year at Lakeland, the Muskies finished with a 21-6 record and a Lake Michigan Conference championship.

From 2001-04, Wolfe was an assistant coach at Division III Hope (Mich.) College. In Wolfe's time at Hope, the Flying Dutchmen won two conference championships (2003 & 2004) while also making two NCAA Tournament appearances (2002 & 2003).

Wolfe earned his bachelor's degree in secondary education from Hope College and a master's in education from Lakeland College.

Wolfe and his wife Molly have two children, Kaelyn and Kaden.

Jackson Patton

Director of Player Development

FIRST SEASON

Jackson Patton was named director of recruiting for The University of Tulsa men's basketball program in April 2022.

Patton came to Tulsa following two seasons as a graduate assistant at the University of Alabama.

At Bama, Patton assisted with player development and specifically skill development by conducting individual workouts and films sessions for Darius Miles, Jahvon Quinerly and JD Davison. He was also highly involved in recruiting from evaluation to organizing official and unofficial visits

A 2020 graduate of Olivet College, Patton earned his degree in journalism and mass communications while playing on the men's basketball team. He began his career at Adrian College and spent one season on the basketball squad.

In the summer of 2017, Patton was a basketball product intern at Under Armour.

Patton is a native of Hudson, Michigan.



INTRO

PLAYERS

STAFF

REVIEW

AMERICAN ATHLETIC
CONFERENCE

OPPONENTS

RECORDS

HISTORY

Allen Massey

Director of Scouting

FIRST SEASON

Allen Massey joined The University of Tulsa basketball coaching staff in April 2022 as the program's director of scouting.

Massey came to Tulsa after one year as the video coordinator at Longwood University. He was part of a program that advanced to the school's first NCAA Tournament in 2021-22.

Previously, he spent two seasons on Eric Konkol's staff at LA Tech as a graduate assistant for the men's basketball program. He worked primarily as the director of scouting and video for the Bulldogs while earning his master's degree in business administration in 2021.

A native of Galesburg, Illinois, Massey attended Drake University, where he was the head manager for the men's basketball team for four seasons. His responsibilities included organizing and breaking down film, as well as assisting with many parts of the behind-the-scenes operation of the basketball program.

Massey earned his bachelor's degree in business marketing at Drake in 2019.



David Deets

Assistant AD for Athletic Performance

SIXTH SEASON

David Deets is in his second season as the Assistant AD for Athletic Performance for the Tulsa men's basketball team, and his sixth season with the program. He had spent four seasons as the Director of Athletic Performance.

Deets, who is a native of Newcastle, Okla., came to Tulsa from Mississippi State, where he spent two years as the Director of Basketball Performance for head coach Ben Howland and the men's basketball team. With the Bulldogs, Deets designed and oversaw a half-million dollar renovation of the weight room with state-of-the-art equipment and technology to turn it into one of the top basketball performance centers in the nation.

He helped develop and transition a pair of newcomers from the prep level in Quindary Weatherspoon (2016) and Lamar Peters (2017), who each landed on the Southeastern Conference All-Freshman Team. Weatherspoon also went on to earn second-team SEC honors last season.

Deets, who became a Master Strength Coach in 2013, is well-respected across the country for his innovative approach to strength and conditioning. He's been a featured speaker at national conferences and was one of just seven individuals worldwide to be part of Nike Basketball's SPARQ program, which develops testing measures for basketball.

Prior to his time in Starkville, Miss., Deets spent a year as the director of rehab and strength and conditioning for the Tuttle Public School District near Oklahoma City. Before that, he spent three seasons at Arkansas and helped design a new weight room. He was instrumental in the development of JaCorey Williams, Moses Kingsley and Bobby Portis, who was named 2015 SEC Player of the Year.

He also spent five seasons with Razorbacks head coach Mike Anderson at Missouri, where he helped with the renovations of the Sally O. Nichols Weight Room, while he also mentored four National Strength and Conditioning All-Americans. Deets' off-season regimen with the Tigers was key in Missouri's three NCAA Tournament runs and Big 12 Tournament title in 2009.

Upon graduating from Northeastern State, Deets was a graduate assistant at Oklahoma State in 2000. After a year with the Cowboys, he was named the head strength and conditioning coach at Northwestern State in Natchitoches, La. There he oversaw all aspects of the strength training program for the school's 14 intercollegiate sports. Deets then made stops at TCU and Oklahoma State before landing at Missouri with Coach Anderson prior to the 2006-07 season.

Deets earned a degree in health and human performance from Northeastern State in 2000. He has two daughters, Emery and Violet.



Rico Sylvester

Graduate Assistant

FIRST SEASON

Rico Sylvester is in his first year at The University of Tulsa as a graduate assistant.

He came to Tulsa after spending the 2021-22 season as a graduate assistant on Konkol's staff at Louisiana Tech, where he assisted with opponent scouting, player development, practice scheduling in addition to numerous other responsibilities. Prior to his time with the Bulldogs, he was a student assistant at the University of Missouri for two seasons.

Sylvester played two years at Columbia College in Columbia, Mo. He started 26 games for the Cougars as a freshman, helping the team to a 27-5 record, an American Midwest Conference championship and an appearance in the NAIA national tournament.

Sylvester, a Belleville, Ill. native, graduated from Missouri with a degree in parks, recreation and sport in August of 2021.



Cameron Ramos

Graduate Manager

FIRST SEASON

Cameron Ramos is in his first year at The University of Tulsa as a graduate manager with the basketball program.

Ramos joins the Golden Hurricane after spending the past two seasons with the Pottersville Public School basketball program. He began in 2020 as an assistant coach with the junior varsity and varsity teams, as well as the head coach for the seventh-grade team. For the 2021-22 season, he added the eighth-grade team to his head coaching duties and was promoted to the top varsity assistant position, where Ramos developed the team's offensive system.

A native of Charlotte, Michigan, Ramos played for the Olivet College basketball team his first two years before deciding to spend the remainder of his collegiate career pursuing his coaching ambitions.

He graduated from Olivet College (Mich.) in May with a degree in exercise science.



Simeon Phillips

Basketball Athletic Trainer

FIRST SEASON

Simeon Phillips is in his first year at The University of Tulsa as the director of creative content and branding for the Golden Hurricane men's basketball team.

Phillips came to Tulsa after spending the spring as a graphic design intern at the University of Hawaii. He also has worked a freelance graphic design artist since 2017. He is the first person to hold this newly created position within the Tulsa men's basketball program.

A 2022 graduate of Elon University, Phillips earned his degree in communication design with a minor in art. He was also a member of the football team, where he played on the defensive line.

Phillips is a native of Stuart, Fla.



Stuart Plamp

Basketball Athletic Trainer

FIRST SEASON

Stuart Plamp was appointed to the position of assistant athletic trainer at The University of Tulsa in August 2022. His main responsibility is the sport of basketball.

Plamp came to Tulsa from SMU, where he served as an assistant athletic trainer and concussion officer for two years with the Mustangs. His main sport responsibility was with the women's rowing team and was also responsible for reviewing and submitting concussion protocol.

During his SMU tenure, Plamp also worked with the NBA's Dallas Mavericks as referee liaison and bench attendant for home games.

Previously, Plamp spent three years as an assistant athletic trainer at Louisville, where he worked with the women's rowing team. Before that, he served as the women's basketball athletic trainer at Texas A&M-Corpus Christi for one year. Plamp also served as an athletic training intern at Washington State for the 2015-16 season.

Plamp received his bachelor's degree in exercise science in 2014 and master's in athletic training in 2015, both from St. Louis University.



INTRO

PLAYERS

STAFF

REVIEW

AMERICAN ATHLETIC
CONFERENCE

OPPONENTS

RECORDS

HISTORY



Brad Carson
PRESIDENT

Brad Carson became The University of Tulsa's 21st president on July 1, 2021. Having built a distinguished career in public service, law and education, before becoming president of TU, Carson was a professor at the University of Virginia, teaching courses related to national security and public sector innovation. He also served as a senior advisor at Boston Consulting Group.

In 2015, President Barack Obama appointed Carson acting under secretary of defense for personnel and readiness at the U.S. Department of Defense. There, he oversaw the human resources, military readiness, education, training and health care of the nearly 5 million service members, civilian employees and their dependents within the Department of Defense and managed an internal organization of 30,000 employees.

Prior to that, Carson served as the under secretary of the U.S. Army, where he managed the daily operations of the largest military service, and as general counsel of the U.S. Army, where he oversaw the service's worldwide legal operations.

Carson is widely published and is a noted authority on national security, energy policy and American politics.

From 2001 to 2005, Carson served two terms as a U.S. congressman, representing Oklahoma's 2nd District. Later, he was appointed to the faculty of TU's Collins College of Business and College of Law, where he taught courses on energy policy, property law, negotiation and game theory, globalization and law and literature. In 2008, Carson deployed during Operation Iraqi Freedom as an intelligence officer and was awarded the Bronze Star for his service.

Carson brings to TU a strong commitment to diversity and inclusion, having spent most of his career working, directly or indirectly, in this area. This interest arises naturally from his childhood growing up on Indian reservations around the country and, later, representing the congressional district that is home to the Cherokee Nation. Carson served as president and chief executive officer of Cherokee Nation Businesses, where he refocused the organization's corporate strategy and governance and significantly increased revenues.

Raised in Oklahoma, Carson received his BA from Baylor University and was a Rhodes Scholar at the University of Oxford. He then went on to earn a JD at the University of Oklahoma.



Rick Dickson
VP & DIRECTOR OF ATHLETICS

academically, athletically and socially is at the forefront of his commitment as an administrator.

Upon his TU return, Dickson was immediately dealt with handling the COVID-19 crisis and positioning the athletic department for success on the field, the classroom and in the community. He has made positive strides in re-energizing alumni and community, while also reinventing the new Golden Hurricane Champions Fund. Tulsa's fundraising total increased by 25-percent each year under Dickson's leadership. He oversaw the complete renovation of the strength & conditioning facility, now the F.A. Dry Sports Performance Center, and has instituted the Pathway to Sports Academy. On the field, Tulsa teams have won six conference championships and played for four more league titles in the last two seasons

For the first time, TU athletics instituted a spring Hall of Fame Weekend in April 2022, an event that included the Golden Champions Fund Gala and the annual Hall of Fame Induction ceremony.

Dickson has become entrenched in the community. He currently serves on the Greenwood Chamber of Commerce Advisory Board and Tulsa Regional Tourism Board of Directors. Dickson has continued his membership on the USTA Collegiate Tennis Committee and Team Gleason Board of Directors, an organization to improve life for people living with ALS.

Dickson, who attended Tulsa's Bishop Kelley High School, played football for the Golden Hurricane before graduating from TU in 1977. His wife, Brenda, graduated from TU in 1979.

During his first tour of duty at TU, Dickson galvanized the city of Tulsa in support of Golden Hurricane athletics. Season attendance spiked for football and surpassed an all-time high attendance average of 31,000 fans for seven home games in 1991, while fans returned to the Tulsa Convention Center Arena after Dickson's hiring of basketball coach Tubby Smith. Basketball attendance grew more than 2,000 fans and reached a season average high of 7,300 in his final year at Tulsa.

Dickson lobbied bowl committees in 1991 for Tulsa's opportunity to participate in a post-season game, landing the Hurricane an appearance in the Freedom Bowl. He also was successful in getting Tulsa voted onto the College Football Association's Active Member list in 1991 as a major college independent. Dickson established the school's first statewide radio network, also in 1991, with the debut of the Golden Hurricane Radio Network.

He instituted several new fund-raising initiatives as well programs to improve the academic performance of student-

athletes. Dickson coordinated the development of an academic advisor program for athletics while establishing "Operation Golden Hurricane," a community outreach program for TU student-athletes.

Before leaving Tulsa for Washington State in 1994, Dickson was instrumental in the university securing membership in the Western Athletic Conference, thus giving the football program conference stability.

At Washington State, Dickson oversaw an athletics program that was recognized nationally for its success in dealing with gender equity issues. He raised funds for a capital campaign that funded scholarships and endowments, an indoor practice facility, and the renovation of Bohler Gymnasium. Washington State enjoyed its highest ever Sears Cup Ranking during his tenure, highlighted in 1998 by the football team's first Rose Bowl appearance in 67 years.

While at Tulane, Dickson is credited with helping the athletic program and community rebound after the destruction of Hurricane Katrina in 2005. Teams under his tenure won 41 conference titles and advanced to NCAA post-season play 36 times.

Following a 2003 Board Review that resulted in a unanimous resolution reaffirming the institution's Div-1A status, Dickson assumed the task of building a permanent foundation of support for Tulane Athletics through the Perpetual Wave Campaign. During the review, Dickson guided the department through an intense campaign that saw football season ticket sales more than triple, as well as secure funding for the new Greer Baseball Field, Yulman Football Stadium, Devlin Fieldhouse, The Hertz Center and numerous other facilities and program updates.

Following his retirement from Tulane in 2016, Dickson formed R.P. Dickson Consulting LLC, which has assisted many universities with multiple projects including Title IX reviews, departmental organization, fundraising and marketing campaigns, and facility development.

In 2019, Dickson accepted a year-long role as the CFP New Orleans ambassador, serving the Extra Yards for Teachers Campaign that supports public school teachers of New Orleans.

The Dickson's have four grown children and eight grandchildren.



REVIEW

The Golden Hurricane completed the 111th season of Tulsa basketball in 2021-22. The Hurricane beat 2020 Elite Eight qualifier Oregon State in the early part of the season and was runner-up at the Sunshine Slam. Tulsa celebrated Senior Day with a buzzer-beater from beyond half court to stun UCF, and then beat rivals Wichita State in the first round of the conference tournament.

INSIDE

2021-22 Statistics.....34
 Game Results.....35
 Miscellaneous Statistics 36
 Individual points, rebounds and assists37

Tulsa and Opp. High/lows 38-45
 Game-by-game Stats..... 46-47
 Game box scores48-55
 Notes 56

2021-22 Tulsa Basketball Statistics - All Games

Team Box Score

No.	Player				Total		3-Point		F-Throw		Rebounds											
		GP-GS	MIN	AVG	FG-FGA	FG%	3FG-3FGA	3FG%	FT-FTA	FT%	OFF	DEF	TOT	AVG	PF	DQ	A	TO	BLK	STL	PTS	AVG
41	HORNE, Jeriah	31-30	1048:55	33.8	170-383	.444	66-159	.415	93-111	.838	37	177	214	6.9	56	0	47	61	21	40	499	16.1
1	GRIFFIN, Sam	31-23	939:13	30.3	162-418	.388	67-201	.333	63-74	.851	4	50	54	1.7	29	0	59	56	1	35	454	14.6
11	JACKSON, Darien	31-18	887:57	28.6	119-213	.559	23-57	.404	60-88	.682	37	61	98	3.2	69	0	56	61	6	30	321	10.4
25	IDOWU, Rey	31-17	672:53	21.7	95-180	.528	0-1	.000	54-84	.643	49	96	145	4.7	84	4	22	35	6	15	244	7.9
10	DALGER, Tim	28-9	411:29	14.7	46-108	.426	5-22	.227	35-56	.625	19	62	81	2.9	47	0	12	29	4	10	132	4.7
14	PRITCHARD, Anthony	27-18	562:29	20.8	46-129	.357	4-21	.190	22-30	.733	9	60	69	2.6	47	0	80	50	6	24	118	4.4
2	EMBERY-SIMPSON, Keyshawn	12-4	230:16	19.2	15-43	.349	10-29	.345	3-4	.750	2	8	10	0.8	9	0	16	10	0	4	43	3.6
31	DRAINE, LaDavius	28-13	384:49	13.7	35-88	.398	21-65	.323	3-5	.600	7	48	55	2.0	28	1	14	18	1	15	94	3.4
0	HAYWOOD II, Curtis	30-12	687:23	22.9	28-89	.315	15-55	.273	24-32	.750	10	69	79	2.6	70	1	55	41	14	31	95	3.2
12	KONSTANTYNOVSKYI, Nikita	27-9	231:33	8.6	19-36	.528	0-0	.000	17-27	.630	30	42	72	2.7	34	0	4	17	9	4	55	2.0
3	GASTON-CHAPMAN, Sterling	17-0	88:06	5.2	7-17	.412	1-5	.200	10-17	.588	9	5	14	0.8	19	1	0	6	1	3	25	1.5
5	URBANCIC, Peyton	3-0	06:45	2.3	0-2	.000	0-1	.000	3-5	.600	0	1	1	0.3	0	0	0	0	0	1	3	1.0
15	EARLEY, Josh	5-2	27:50	5.6	2-5	.400	0-0	.000	0-0	.000	0	5	5	1.0	2	0	0	3	0	0	4	0.8
23	SEALS, Ari	3-0	03:55	1.3	1-1	1.000	0-0	.000	0-0	.000	1	0	1	0.3	0	0	0	0	0	0	2	0.7
4	ELKAMIL, Gavyn	4-0	16:26	4.1	0-5	.000	0-3	.000	0-0	.000	1	4	5	1.3	2	0	0	1	0	0	0	0.0
Team											63	45	108					9				
Total		31	6200		745-1717	.434	212-619	.342	387-533	.726	278	733	1011	32.6	496	7	365	397	69	212	2089	67.4
Opponents		31	6200		768-1741	.441	282-778	.362	349-505	.691	316	763	1079	34.8	520	9	420	420	120	222	2167	69.9

Score by Periods

Team	1st	2nd	OT	TOT
Tulsa	1000	1089	0	2089
Opponents	1063	1104	0	2167

Attendance Summary

	Games	Attend	Avg/Game
Home	16	46575	2911
Away	11	61949	5632
Neutral	4	16434	4109
Total	31	124958	4031

2021-22 Tulsa Basketball Statistics - Conference Games

Team Box Score

No.	Player				Total		3-Point		F-Throw		Rebounds											
		GP-GS	MIN	AVG	FG-FGA	FG%	3FG-3FGA	3FG%	FT-FTA	FT%	OFF	DEF	TOT	AVG	PF	DQ	A	TO	BLK	STL	PTS	AVG
41	HORNE, Jeriah	18-17	599:28	33.3	91-215	.423	38-94	.404	61-70	.871	17	98	115	6.4	37	0	27	38	7	27	281	15.6
1	GRIFFIN, Sam	18-10	523:27	29.1	84-233	.361	36-113	.319	32-39	.821	3	31	34	1.9	19	0	35	37	0	21	236	13.1
11	JACKSON, Darien	18-16	547:45	30.4	70-130	.538	15-40	.375	42-63	.667	18	39	57	3.2	44	0	32	43	2	14	197	10.9
25	IDOWU, Rey	18-8	405:12	22.5	58-100	.580	0-0	.000	38-57	.667	23	59	82	4.6	49	3	11	24	1	6	154	8.6
14	PRITCHARD, Anthony	16-11	358:21	22.4	28-78	.359	3-12	.250	15-20	.750	8	36	44	2.8	31	0	48	33	6	11	74	4.6
31	DRAINE, LaDavius	18-13	308:12	17.1	31-73	.425	18-53	.340	1-3	.333	6	42	48	2.7	22	1	11	10	0	15	81	4.5
10	DALGER, Tim	16-2	199:07	12.4	20-48	.417	3-11	.273	13-24	.542	6	30	36	2.3	26	0	9	18	1	6	56	3.5
2	EMBERY-SIMPSON, Keyshawn	2-0	31:20	15.7	3-8	.375	1-5	.200	0-0	.000	1	3	4	2.0	3	0	2	3	0	0	7	3.5
12	KONSTANTYNOVSKYI, Nikita	17-9	168:25	9.9	16-28	.571	0-0	.000	16-25	.640	22	32	54	3.2	27	0	2	11	7	4	48	2.8
0	HAYWOOD II, Curtis	17-4	364:28	21.4	9-42	.214	6-28	.214	12-18	.667	2	32	34	2.0	38	0	33	22	6	12	36	2.1
3	GASTON-CHAPMAN, Sterling	15-0	72:43	4.8	6-14	.429	1-4	.250	9-13	.692	8	5	13	0.9	14	0	0	6	1	3	22	1.5
5	URBANCIC, Peyton	3-0	06:45	2.3	0-2	.000	0-1	.000	3-5	.600	0	1	1	0.3	0	0	0	0	0	1	3	1.0
23	SEALS, Ari	3-0	03:55	1.3	1-1	1.000	0-0	.000	0-0	.000	1	0	1	0.3	0	0	0	0	0	0	2	0.7
4	ELKAMIL, Gavyn	2-0	10:52	5.4	0-3	.000	0-2	.000	0-0	.000	1	3	4	2.0	2	0	0	1	0	0	0	0.0
Team											39	29	68					4				
Total		18	3600		417-975	.428	121-363	.333	242-337	.718	155	440	595	33.1	312	4	210	250	31	120	1197	66.5
Opponents		18	3600		450-1024	.439	158-437	.362	224-321	.698	184	451	635	35.3	320	4	242	232	67	143	1282	71.2

2021-22 Tulsa Results and Season Leaders

Game Records

Record	Overall	Home	Away	Neutral
ALL GAMES	11-20	8-8	1-10	2-2
CONFERENCE	4-14	3-6	1-8	0-0
NON-CONFERENCE	7-6	5-2	0-2	2-2

Team Results

Date	Opponent	Score	Att.	High Points	High Rebounds
11/10/2021	Northwestern St.	W 82-75	2461	(28) HORNE, Jeriah	(8) IDOWU, Rey
11/13/2021	Air Force	L 58-59	2538	(21) GRIFFIN, Sam	(9) HORNE, Jeriah
11/15/2021	Oregon St.	W 64-58	2759	(17) HORNE, Jeriah	(10) HORNE, Jeriah
11/20/2021	vs Rhode Island	W 77-71	1357	(21) GRIFFIN, Sam	(8) DALGER, Tim
11/21/2021	vs Utah	L 58-72	1264	(18) GRIFFIN, Sam	(7) HORNE, Jeriah
11/26/2021	Little Rock	W 77-63	2687	(17) HORNE, Jeriah	(8) HORNE, Jeriah
					(8) PRITCHARD, Anthony
11/29/2021	at Oral Roberts	L 80-87	5239	(30) HORNE, Jeriah	(8) HORNE, Jeriah
12/03/2021	at Boise St.	L 58-63	6684	(17) HORNE, Jeriah	(6) IDOWU, Rey
12/07/2021	LMU (CA)	L 55-60	2518	(16) GRIFFIN, Sam	(11) HORNE, Jeriah
12/11/2021	Southern Ill.	W 69-65	2388	(20) GRIFFIN, Sam	(9) HAYWOOD II, Curtis
12/16/2021	Alcorn	W 83-62	2556	(19) GRIFFIN, Sam	(11) HAYWOOD II, Curtis
12/29/2021	SMU	L 69-74	2614	(14) GRIFFIN, Sam	(12) HORNE, Jeriah
01/04/2022	at Memphis	L 64-67	12863	(25) GRIFFIN, Sam	(8) KONSTANTYNOVSKYI, Nikita
01/12/2022	Temple	L 64-69	2918	(15) HORNE, Jeriah	(7) HORNE, Jeriah
01/15/2022	Houston	L 64-66	3349	(24) HORNE, Jeriah	(6) HORNE, Jeriah
01/20/2022	at Cincinnati	L 69-90	9033	(21) JACKSON, Darien	(7) HORNE, Jeriah
01/23/2022	Memphis	L 81-83	3524	(19) HORNE, Jeriah	(7) HORNE, Jeriah
01/26/2022	at Tulane	L 63-97	1345	(21) GRIFFIN, Sam	(5) DRAINE, LaDavius
					(5) DALGER, Tim
01/29/2022	South Fla.	W 76-45	3012	(23) HORNE, Jeriah	(6) HORNE, Jeriah
02/01/2022	at Wichita St.	L 48-58	8132	(17) GRIFFIN, Sam	(8) IDOWU, Rey
02/05/2022	at Temple	L 58-67	5045	(21) IDOWU, Rey	(7) HORNE, Jeriah
02/08/2022	East Carolina	L 71-73	2809	(18) HORNE, Jeriah	(6) HORNE, Jeriah
					(6) JACKSON, Darien
02/12/2022	Cincinnati	W 83-77	3405	(21) HORNE, Jeriah	(9) HORNE, Jeriah
				(21) JACKSON, Darien	
02/14/2022	at UCF	L 67-76	4077	(18) HORNE, Jeriah	(8) HORNE, Jeriah
02/19/2022	at South Fla.	W 65-57	2085	(23) GRIFFIN, Sam	(8) IDOWU, Rey
02/23/2022	at SMU	L 61-75	3877	(24) HORNE, Jeriah	(5) HORNE, Jeriah
02/26/2022	at East Carolina	L 59-64	3569	(17) JACKSON, Darien	(9) IDOWU, Rey
03/02/2022	Wichita St.	L 62-72	3450	(15) HORNE, Jeriah	(6) HORNE, Jeriah
				(15) JACKSON, Darien	
03/06/2022	UCF	W 73-72	3587	(22) JACKSON, Darien	(9) HORNE, Jeriah
03/10/2022	vs Wichita St.	W 73-67	6727	(21) GRIFFIN, Sam	(10) HORNE, Jeriah
03/11/2022	vs SMU	L 58-83	7086	(16) GRIFFIN, Sam	(8) IDOWU, Rey

INTRO

PLAYERS

STAFF

REVIEW

CONFERENCE
AMERICAN ATHLETIC

OPPONENTS

RECORDS

HISTORY

2021-22 Miscellaneous Statistics

Tulsa Individual Miscellaneous Statistics

Double-Figure Scoring Games — Horne (27), Griffin (24), Jackson (13), Iodwu (9), Dalger (3), Pritchard (3), Draine (2), Haywood II (1)

Double-Figure Rebounding Games — Horn (5), Haywood II (1)

Double-Doubles — Horne (4), Haywood II (1), Pritchard (1)

Games Leading Tulsa in Scoring — Horne (14), Griffin (12), Jackson (5), Iodwu (1)

Games Leading Tulsa in Rebounding — Horne (21), Iodwu (5), Haywood (2), Dalger (3), Pritchard (1), Konstantynovskiy (1), Jackson (1)

Games Leading Tulsa in Assists — Pritchard (14), Griffin (8), Horne (8), Haywood II (7), Jackson (6), Embery-Simpson (3), Dalger (1), Iodwu (1)

Games Leading Tulsa in Steals — Griffin (9), Haywood II (8), Horne (7), Draine (7), Pritchard (4), Dalger (4), Iodwu (2), Gaston-Chapman (2)

Games Leading Tulsa in Blocks — Horne (11), Haywood II (6), Pritchard (5), Konstantynovskiy (5), Jackson (3), Dalger (2), Iodwu (2), Gaston-Chapman (1)

20+ Point Scoring Games — Horne (8), Griffin (8), Jackson (4), Iodwu (1)

30+ Point Scoring Games — Horne (1)

Tulsa's Starting Lineups (G-G-G-F-F) ...

Northwestern State - Pritchard, Griffin, Haywood II, Horne, Earley

Air Force - Griffin, Embery-Simpson, Haywood II, Horne, Earley

Oregon State - Griffin, Embery-Simpson, Dalger, Horne, Iodwu

vs. Rhode Island - Griffin, Embery-Simpson, Dalger, Horne, Iodwu

vs. Utah - Griffin, Embery-Simpson, Dalger, Horne, Iodwu

Little Rock - Pritchard, Griffin, Dalger, Horne, Iodwu

at Oral Roberts - Pritchard, Griffin, Dalger, Horne, Iodwu

at Boise State - Pritchard, Griffin, Haywood II, Horne, Iodwu

Loyola Marymount - Pritchard, Griffin, Haywood II, Horne, Iodwu

Southern Illinois - Pritchard, Griffin, Haywood II, Dalger, Horne

Alcorn State - Pritchard, Griffin, Haywood II, Dalger, Horne

SMU - Pritchard, Griffin, Jackson, Dalger, Horne

at Memphis - Pritchard, Draine, Haywood II, Horne, Konstantynovskiy

Temple - Pritchard, Draine, Haywood II, Horne, Konstantynovskiy

Houston - Pritchard, Draine, Jackson, Horne, Konstantynovskiy

at Cincinnati - Pritchard, Draine, Jackson, Horne, Konstantynovskiy

Memphis - Pritchard, Draine, Jackson, Horne, Konstantynovskiy

at Tulane - Griffin, Draine, Jackson, Dalger, Konstantynovskiy

South Florida - Griffin, Draine, Jackson, Horne, Konstantynovskiy

at Wichita State - Griffin, Draine, Jackson, Horne, Konstantynovskiy

at Temple - Griffin, Draine, Jackson, Horne, Konstantynovskiy

East Carolina - Griffin, Draine, Jackson, Horne, Iodwu

Cincinnati - Pritchard, Draine, Jackson, Horne, Iodwu

at UCF - Pritchard, Draine, Jackson, Horne, Iodwu

at South Florida - Pritchard, Griffin, Jackson, Horne, Iodwu

at SMU - Pritchard, Griffin, Jackson, Horne, Iodwu

at East Carolina - Pritchard, Griffin, Jackson, Horne, Iodwu

Wichita State - Haywood II, Griffin, Jackson, Horne, Iodwu

UCF - Haywood II, Draine, Jackson, Horne, Iodwu

vs. Wichita State - Haywood II, Griffin, Jackson, Horne, Iodwu

vs. SMU - Haywood II, Griffin, Jackson, Horne, Iodwu



As a freshman, Anthony Pritchard led the Golden Hurricane with 80 assists. He led the team in assists in 14 games, steals in four and also recorded his first career double-double.

Tulsa Record when the Hurricane ...

Ahead at halftime	7-5
Trailing at halftime	3-15
Tied at halftime	1-0
Went into Overtime	0-0
Games decided by 10 points or less	8-13
Games decided by 5 points or less	2-10
Shoot 50-percent or above from the field	4-1
Shoot below 50-percent from the field	7-19
Opponent shoots 50-percent or above from the field	1-5
Opponent shoots below 50-percent from the field	10-15
Outrebound the opponent	7-5
Been outrebounded by the opponent	0-12
Tied with opponent in rebounds	4-3
Shoot better from the field than the opponent	8-6
Shoot worse from the field than the opponent	3-14
Shoot equal from the field with the opponent	0-0
Shoot 40-percent or above from 3-point range	5-3
Opponent shoots 40-percent or above from 3-point range	3-7
Scores 70 points or more	8-3
Opponent scores 70 or more points	4-11
Shoots more free throws than opponent	8-6
Shoots fewer free throws than opponent	2-12
Shoots equal free throws with opponent	1-2

2021-22 Tulsa Game-By-Game Points-Rebounds-Assists

Opponent	Date	Score	PLAYERS														
			0	1	2	3	4	5	10	11	12	14	15				
			HAYWOOD II	GRIFFIN, SA	EMBERY-SIM	GASTON-CHA	ELKAMIL, GA	URBANCIC, P	DALGER, TIM	JACKSON, DA	KONSTANTYN	PRITCHARD,	EARLEY, JOS				
Northwestern St.	11/10/2021	82-75	W	2-4-2	17-0-2	9-2-2	DNP	DNP	DNP	5-2-0	13-7-0	0-0-0	2-2-6	2-2-0			
Air Force	11/13/2021	58-59	L	0-1-1	21-3-1	6-0-2	DNP	DNP	DNP	4-6-0	8-1-1	0-0-0	0-0-0	0-0-0			
Oregon St.	11/15/2021	64-58	W	4-1-1	13-0-3	5-0-3	DNP	DNP	DNP	6-3-0	6-3-0	2-7-0	0-2-0	DNP			
vs Rhode Island	11/20/2021	77-71	W	5-3-2	21-3-3	3-1-2	DNP	DNP	DNP	12-8-0	7-1-2	0-0-0	8-2-0	0-0-0			
vs Utah	11/21/2021	58-72	L	5-0-0	18-1-0	0-0-1	DNP	DNP	DNP	7-4-1	7-2-2	2-3-1	0-2-0	DNP			
Little Rock	11/26/2021	77-63	W	0-2-1	14-0-4	0-1-2	DNP	DNP	DNP	9-5-0	12-3-4	2-0-0	4-8-6	DNP			
at Oral Roberts	11/29/2021	80-87	L	7-1-0	8-4-0	8-2-2	DNP	DNP	DNP	4-3-0	9-3-5	DNP	6-3-5	DNP			
at Boise St.	12/03/2021	58-63	L	6-2-1	14-1-4	0-0-0	DNP	DNP	DNP	0-0-0	9-1-3	0-1-0	6-1-4	0-0-0			
LMU (CA)	12/07/2021	55-60	L	2-2-2	16-1-0	0-0-0	DNP	DNP	DNP	4-1-1	9-1-1	DNP	7-2-1	2-3-0			
Southern Ill.	12/11/2021	69-65	W	8-9-2	20-2-3	DNP	DNP	DNP	DNP	12-6-0	8-3-2	DNP	2-2-3	DNP			
Alcorn	12/16/2021	83-62	W	12-11-1	19-2-2	5-0-0	DNP	DNP	DNP	13-7-1	5-1-2	0-0-0	9-1-7	DNP			
SMU	12/29/2021	69-74	L	DNP	14-2-2	5-3-2	0-0-0	DNP	DNP	6-4-0	11-5-1	DNP	12-2-1	DNP			
at Memphis	01/04/2022	64-67	L	0-0-0	25-0-0	2-1-0	DNP	DNP	DNP	0-0-0	2-5-3	1-8-0	0-4-7	DNP			
Temple	01/12/2022	64-69	L	2-0-0	8-2-2	DNP	2-2-0	DNP	DNP	0-1-0	7-1-1	2-4-1	2-5-3	DNP			
Houston	01/15/2022	64-66	L	0-2-2	10-2-2	DNP	0-1-0	DNP	DNP	2-1-0	6-3-4	3-1-0	6-4-3	DNP			
at Cincinnati	01/20/2022	69-90	L	0-1-0	13-1-4	DNP	0-1-0	0-4-0	DNP	4-4-0	21-5-3	0-3-0	6-3-1	DNP			
Memphis	01/23/2022	81-83	L	3-2-3	13-2-3	DNP	DNP	DNP	DNP	7-4-2	15-4-1	6-4-0	0-1-4	DNP			
at Tulane	01/26/2022	63-97	L	3-0-4	21-1-5	DNP	0-0-0	0-0-0	DNP	9-5-1	3-2-2	6-2-0	4-1-2	DNP			
South Fla.	01/29/2022	76-45	W	2-1-4	21-2-2	DNP	2-1-0	DNP	DNP	2-2-0	8-2-1	6-5-0	4-2-3	DNP			
at Wichita St.	02/01/2022	48-58	L	3-2-1	17-5-1	DNP	6-1-0	DNP	DNP	8-1-1	3-4-1	0-3-0	2-1-0	DNP			
at Temple	02/05/2022	58-67	L	6-2-1	11-5-2	DNP	0-2-0	DNP	DNP	0-1-0	6-2-2	0-4-0	0-3-5	DNP			
East Carolina	02/08/2022	71-73	L	0-3-2	12-1-2	DNP	0-0-0	DNP	DNP	4-1-1	12-6-2	4-1-0	2-2-2	DNP			
Cincinnati	02/12/2022	83-77	W	0-2-0	9-0-0	DNP	0-0-0	DNP	DNP	DNP	21-5-1	5-5-0	11-7-10	DNP			
at UCF	02/14/2022	67-76	L	0-1-0	7-0-1	DNP	7-4-0	DNP	DNP	1-0-0	4-3-2	16-5-1	4-2-0	10-1-3	DNP		
at South Fla.	02/19/2022	65-57	W	0-1-2	23-3-3	DNP	0-0-0	DNP	DNP	5-3-1	8-1-0	0-2-0	8-5-3	DNP			
at SMU	02/23/2022	61-75	L	2-1-2	5-3-1	DNP	5-0-0	DNP	DNP	4-4-1	4-1-2	4-2-1	7-3-1	DNP			
at East Carolina	02/26/2022	59-64	L	8-6-5	9-2-0	DNP	0-0-0	DNP	DNP	0-2-0	17-1-3	0-3-0	0-0-0	DNP			
Wichita St.	03/02/2022	62-72	L	7-2-2	3-1-2	DNP	DNP	DNP	DNP	1-0-0	15-3-2	2-1-0	DNP	DNP			
UCF	03/06/2022	73-72	W	0-8-5	15-2-3	DNP	0-1-0	DNP	DNP	DNP	22-2-2	5-4-0	DNP	DNP			
vs Wichita St.	03/10/2022	73-67	W	2-3-2	21-2-1	DNP	0-0-0	DNP	DNP	0-0-0	20-9-2	1-3-1	DNP	DNP			
vs SMU	03/11/2022	58-83	L	6-6-7	16-1-1	DNP	3-1-0	DNP	DNP	DNP	11-6-0	0-4-0	DNP	DNP			

Opponent	Date	Score	PLAYERS				
			23	25	31	41	
			SEALS,ARI	IDOWU,REY	DRAINE,LAD	HORNE,JEJRI	
Northwestern St.	11/10/2021	82-75	W	DNP	4-8-2	0-1-0	28-5-3
Air Force	11/13/2021	58-59	L	DNP	4-3-0	0-1-1	15-9-1
Oregon St.	11/15/2021	64-58	W	DNP	11-8-1	0-0-0	17-10-0
vs Rhode Island	11/20/2021	77-71	W	DNP	4-2-2	0-0-0	17-6-2
vs Utah	11/21/2021	58-72	L	DNP	9-5-1	0-0-0	10-7-1
Little Rock	11/26/2021	77-63	W	DNP	16-6-0	3-0-1	17-8-2
at Oral Roberts	11/29/2021	80-87	L	DNP	8-3-1	DNP	30-8-0
at Boise St.	12/03/2021	58-63	L	DNP	6-6-0	0-0-0	17-5-0
LMU (CA)	12/07/2021	55-60	L	DNP	7-3-1	DNP	8-11-2
Southern Ill.	12/11/2021	69-65	W	DNP	4-2-0	DNP	15-3-1
Alcorn	12/16/2021	83-62	W	DNP	2-0-0	3-0-0	15-10-2
SMU	12/29/2021	69-74	L	DNP	8-2-1	3-0-0	10-12-2
at Memphis	01/04/2022	64-67	L	DNP	9-7-1	5-2-1	20-4-0
Temple	01/12/2022	64-69	L	DNP	14-5-2	12-3-0	15-7-1
Houston	01/15/2022	64-66	L	DNP	8-5-1	5-2-1	24-6-0
at Cincinnati	01/20/2022	69-90	L	DNP	4-5-0	2-2-0	19-7-0
Memphis	01/23/2022	81-83	L	DNP	6-1-0	12-6-1	19-7-2
at Tulane	01/26/2022	63-97	L	0-0-0	10-4-1	5-5-1	0-1-0
South Fla.	01/29/2022	76-45	W	2-1-0	1-4-0	5-5-2	23-6-1
at Wichita St.	02/01/2022	48-58	L	0-0-0	3-8-0	4-3-0	2-6-1
at Temple	02/05/2022	58-67	L	DNP	21-4-0	4-3-0	10-7-0
East Carolina	02/08/2022	71-73	L	DNP	16-5-1	3-3-0	18-6-2
Cincinnati	02/12/2022	83-77	W	DNP	14-3-1	2-4-1	21-9-1
at UCF	02/14/2022	67-76	L	DNP	0-1-0	0-1-0	18-8-2
at South Fla.	02/19/2022	65-57	W	DNP	13-8-1	0-0-0	8-3-4
at SMU	02/23/2022	61-75	L	DNP	3-4-1	3-1-0	24-5-4
at East Carolina	02/26/2022	59-64	L	DNP	8-9-0	3-2-2	14-6-2
Wichita St.	03/02/2022	62-72	L	DNP	9-2-0	10-3-2	15-6-4
UCF	03/06/2022	73-72	W	DNP	7-5-1	3-3-0	21-9-1
vs Wichita St.	03/10/2022	73-67	W	DNP	10-9-2	2-0-0	17-10-2
vs SMU	03/11/2022	58-83	L	DNP	5-8-1	5-5-1	12-7-4



Junior Tim Dalger led the Hurricane in rebounds three times in 2021-22, most of any of the returners. He also led the team in steals in four games and blocks in two.

INTRO

PLAYERS

STAFF

REVIEW

AMERICAN ATHLETIC CONFERENCE

OPPONENTS

RECORDS

HISTORY

2021-22 Tulsa Team Highs

Tulsa - Game Highs

POINTS	83		Cincinnati (02/12/2022)
	83		Alcorn (12/16/2021)
	82		Northwestern St. (11/10/2021)
	81		Memphis (01/23/2022)
	80		at Oral Roberts (11/29/2021)
FIELD GOALS MADE	32		Cincinnati (02/12/2022)
	32		Little Rock (11/26/2021)
FIELD GOAL ATTEMPTS	73		at Cincinnati (01/20/2022)
	66		SMU (12/29/2021)
FIELD GOAL PERCENTAGE	.552	(32-58)	Little Rock (11/26/2021)
	.525	(32-61)	Cincinnati (02/12/2022)
3 PT FG MADE	12		UCF (03/06/2022)
	12		at Oral Roberts (11/29/2021)
3 PT FG ATTEMPTS	29		UCF (03/06/2022)
	28		at Memphis (01/04/2022)
3 PT FG PERCENTAGE	.500	(12-24)	at Oral Roberts (11/29/2021)
	.500	(10-20)	Memphis (01/23/2022)
	.500	(7-14)	Southern Ill. (12/11/2021)
FREE THROWS MADE	25		Memphis (01/23/2022)
	18		vs Wichita St. (N) (03/10/2022)
	18		East Carolina (02/08/2022)
	18		Alcorn (12/16/2021)
	18		Southern Ill. (12/11/2021)
	18		Northwestern St. (11/10/2021)
FREE THROW ATTEMPTS	31		Memphis (01/23/2022)
	28		vs Wichita St. (N) (03/10/2022)
FREE THROW PERCENTAGE	1.000	(4-4)	at Boise St. (12/03/2021)
	.923	(12-13)	vs Rhode Island (N) (11/20/2021)
REBOUNDS	44		vs SMU (N) (03/11/2022)
	42		at Wichita St. (02/01/2022)
ASSISTS	20		Little Rock (11/26/2021)
	17		Northwestern St. (11/10/2021)
STEALS	12		at Cincinnati (01/20/2022)
	12		LMU (CA) (12/07/2021)
BLOCKED SHOTS	8		vs Wichita St. (N) (03/10/2022)
	5		vs SMU (N) (03/11/2022)
	5		Cincinnati (02/12/2022)
	5		Alcorn (12/16/2021)
	5		LMU (CA) (12/07/2021)
TURNOVERS	20		at East Carolina (02/26/2022)
	19		at South Fla. (02/19/2022)
	19		at Memphis (01/04/2022)
FOULS	24		at Memphis (01/04/2022)
	22		SMU (12/29/2021)

2021-22 Opponent Team Highs

Opponent - Game Highs

POINTS	97		at Tulane (01/26/2022)
	90		at Cincinnati (01/20/2022)
	87		at Oral Roberts (11/29/2021)
	83		vs SMU (N) (03/11/2022)
	83		Memphis (01/23/2022)
FIELD GOALS MADE	35		at Tulane (01/26/2022)
	30		Northwestern St. (11/10/2021)
FIELD GOAL ATTEMPTS	74		Cincinnati (02/12/2022)
	65		vs SMU (N) (03/11/2022)
FIELD GOAL PERCENTAGE	.603	(35-58)	at Tulane (01/26/2022)
	.522	(24-46)	vs Rhode Island (N) (11/20/2021)
3 PT FG MADE	19		at Oral Roberts (11/29/2021)
	16		at Cincinnati (01/20/2022)
3 PT FG ATTEMPTS	41		at Oral Roberts (11/29/2021)
	36		Cincinnati (02/12/2022)
3 PT FG PERCENTAGE	.636	(14-22)	at Tulane (01/26/2022)
	.552	(16-29)	at Cincinnati (01/20/2022)
FREE THROWS MADE	19		Temple (01/12/2022)
	17		Memphis (01/23/2022)
	17		SMU (12/29/2021)
	17		vs Rhode Island (N) (11/20/2021)
FREE THROW ATTEMPTS	25		Memphis (01/23/2022)
	24		at Memphis (01/04/2022)
	24		SMU (12/29/2021)
FREE THROW PERCENTAGE	.842	(16-19)	vs Wichita St. (N) (03/10/2022)
	.842	(16-19)	at Oral Roberts (11/29/2021)
REBOUNDS	45		vs Utah (N) (11/21/2021)
	43		Wichita St. (03/02/2022)
ASSISTS	20		at Tulane (01/26/2022)
	19		Northwestern St. (11/10/2021)
STEALS	12		East Carolina (02/08/2022)
	11		at East Carolina (02/26/2022)
	11		Temple (01/12/2022)
	11		at Memphis (01/04/2022)
BLOCKED SHOTS	10		vs SMU (N) (03/11/2022)
	9		at Wichita St. (02/01/2022)
	9		Houston (01/15/2022)
	9		vs Rhode Island (N) (11/20/2021)
TURNOVERS	24		at Boise St. (12/03/2021)
	22		at Memphis (01/04/2022)
	22		LMU (CA) (12/07/2021)
FOULS	25		Memphis (01/23/2022)
	21		Temple (01/12/2022)

INTRO

PLAYERS

STAFF

REVIEW

AMERICAN ATHLETIC
CONFERENCE

OPPONENTS

RECORDS

HISTORY

2021-22 Tulsa Player Highs

Tulsa - Individual Game Highs

POINTS	30		Jeriah Horne at Oral Roberts (11/29/2021)
	28		Jeriah Horne vs Northwestern St. (11/10/2021)
	25		Sam Griffin at Memphis (01/04/2022)
	24		Jeriah Horne at SMU (02/23/2022)
	24		Jeriah Horne vs Houston (01/15/2022)
FIELD GOALS MADE	11		Jeriah Horne at Oral Roberts (11/29/2021)
	10		Sam Griffin at Memphis (01/04/2022)
FIELD GOAL ATTEMPTS	21		Sam Griffin vs SMU (N) (03/11/2022)
	21		Jeriah Horne vs Houston (01/15/2022)
FIELD GOAL PERCENTAGE (min 5 made)	1.000	(8-8)	Rey Idowu at Temple (02/05/2022)
	.833	(5-6)	Darien Jackson vs SMU (12/29/2021)
3 PT FG MADE	5		Jeriah Horne vs UCF (03/06/2022)
	5		Jeriah Horne at SMU (02/23/2022)
	5		Sam Griffin at Tulane (01/26/2022)
	5		Jeriah Horne vs Houston (01/15/2022)
	5		Sam Griffin at Memphis (01/04/2022)
	5		Jeriah Horne at Oral Roberts (11/29/2021)
	5		Sam Griffin vs Air Force (11/13/2021)
3 PT FG ATTEMPTS	12		Sam Griffin at Tulane (01/26/2022)
	12		Jeriah Horne vs Houston (01/15/2022)
3 PT FG PERCENTAGE (min 2 made)	1.000	(4-4)	LaDavius Draine vs Temple (01/12/2022)
	1.000	(3-3)	Jeriah Horne vs Southern Ill. (12/11/2021)
	1.000	(2-2)	Darien Jackson vs SMU (N) (03/11/2022)
	1.000	(2-2)	Curtis Haywood II at East Carolina (02/26/2022)
	1.000	(2-2)	Darien Jackson vs Cincinnati (02/12/2022)
	1.000	(2-2)	Curtis Haywood II at Oral Roberts (11/29/2021)
FREE THROWS MADE	16		Jeriah Horne vs Memphis (01/23/2022)
	9		Darien Jackson vs Wichita St. (03/02/2022)
FREE THROW ATTEMPTS	18		Jeriah Horne vs Memphis (01/23/2022)
	12		Darien Jackson vs Wichita St. (03/02/2022)
FREE THROW PERCENTAGE (min 3 made)	1.000	(8-8)	Tim Dalger vs Rhode Island (N) (11/20/2021)
	1.000	(8-8)	Jeriah Horne vs Northwestern St. (11/10/2021)
	1.000	(7-7)	Jeriah Horne at East Carolina (02/26/2022)
	1.000	(7-7)	Jeriah Horne at UCF (02/14/2022)
	1.000	(6-6)	Anthony Pritchard at South Fla. (02/19/2022)
	1.000	(5-5)	Rey Idowu at Memphis (01/04/2022)
	1.000	(5-5)	Sam Griffin vs Northwestern St. (11/10/2021)
	1.000	(4-4)	Sam Griffin vs UCF (03/06/2022)
	1.000	(4-4)	Tim Dalger at SMU (02/23/2022)
	1.000	(4-4)	Darien Jackson at South Fla. (02/19/2022)
	1.000	(4-4)	Darien Jackson vs East Carolina (02/08/2022)
	1.000	(4-4)	Sam Griffin at Temple (02/05/2022)
	1.000	(4-4)	Sam Griffin at Tulane (01/26/2022)
	1.000	(4-4)	Nikita Konstantynovskiy vs Memphis (01/23/2022)
	1.000	(4-4)	Sam Griffin vs Temple (01/12/2022)
	1.000	(4-4)	Sam Griffin vs Alcorn (12/16/2021)
	1.000	(4-4)	Curtis Haywood II vs Alcorn (12/16/2021)
	1.000	(4-4)	Jeriah Horne vs Alcorn (12/16/2021)
	1.000	(4-4)	Tim Dalger vs Air Force (11/13/2021)
	1.000	(3-3)	Darien Jackson vs UCF (03/06/2022)
REBOUNDS	12		Jeriah Horne vs SMU (12/29/2021)
	11		Curtis Haywood II vs Alcorn (12/16/2021)
	11		Jeriah Horne vs LMU (CA) (12/07/2021)

2021-22 Tulsa Player Highs, cont.

Tulsa - Individual Game Highs

ASSISTS	10	Anthony Pritchard vs Cincinnati (02/12/2022)
	7	Curtis Haywood II vs SMU (N) (03/11/2022)
	7	Anthony Pritchard at Memphis (01/04/2022)
	7	Anthony Pritchard vs Alcorn (12/16/2021)
STEALS	4	Sam Griffin vs South Fla. (01/29/2022)
	4	Jeriah Horne at Memphis (01/04/2022)
	4	Sam Griffin vs Alcorn (12/16/2021)
	4	Anthony Pritchard vs LMU (CA) (12/07/2021)
	4	Curtis Haywood II at Oral Roberts (11/29/2021)
BLOCKED SHOTS	4	Jeriah Horne vs Alcorn (12/16/2021)
	3	Nikita Konstantynovskyi at Tulane (01/26/2022)
	3	Jeriah Horne vs LMU (CA) (12/07/2021)
TURNOVERS	6	Jeriah Horne at South Fla. (02/19/2022)
	5	Curtis Haywood II vs SMU (N) (03/11/2022)
	5	Anthony Pritchard at UCF (02/14/2022)
	5	Jeriah Horne vs Cincinnati (02/12/2022)
FOULS	5	Sterling Gaston-Chapman vs SMU (N) (03/11/2022)
	5	Rey Idowu vs Wichita St. (N) (03/10/2022)
	5	LaDavius Draine at Temple (02/05/2022)
	5	Rey Idowu vs Memphis (01/23/2022)
	5	Rey Idowu at Cincinnati (01/20/2022)
	5	Rey Idowu vs SMU (12/29/2021)
	5	Curtis Haywood II vs LMU (CA) (12/07/2021)

INTRO

PLAYERS

STAFF

REVIEW

AMERICAN ATHLETIC
CONFERENCE

OPPONENTS

RECORDS

HISTORY

2021-22 Opponent Player Highs

Opponent - Individual Game Highs

POINTS	38		Max Abmas at Oral Roberts (11/29/2021)
	29		Kyler Edwards vs Houston (01/15/2022)
	27		Tristen Newton at East Carolina (02/26/2022)
	27		Ben Coupet Jr. vs Southern Ill. (12/11/2021)
	26		Kendric Davis vs SMU (12/29/2021)
FIELD GOALS MADE	10		Kyler Edwards vs Houston (01/15/2022)
	10		Kendal Coleman vs Northwestern St. (11/10/2021)
FIELD GOAL ATTEMPTS	23		Kendric Davis vs SMU (N) (03/11/2022)
	21		Kyler Edwards vs Houston (01/15/2022)
	21		Paul King vs Alcorn (12/16/2021)
FIELD GOAL PERCENTAGE (min 5 made)	.833	(5-6)	Mason Madsen at Cincinnati (01/20/2022)
	.833	(5-6)	Earl Timberlake at Memphis (01/04/2022)
3 PT FG MADE	7		Jeremiah Davenport at Cincinnati (01/20/2022)
	7		Kyler Edwards vs Houston (01/15/2022)
	7		Max Abmas at Oral Roberts (11/29/2021)
3 PT FG ATTEMPTS	15		Kendric Davis vs SMU (N) (03/11/2022)
	15		Kyler Edwards vs Houston (01/15/2022)
3 PT FG PERCENTAGE (min 2 made)	1.000	(2-2)	Marcus Weathers at SMU (02/23/2022)
	.833	(5-6)	Brandon Mahan at UCF (02/14/2022)
FREE THROWS MADE	13		Max Abmas at Oral Roberts (11/29/2021)
	10		Josh Minott vs Memphis (01/23/2022)
FREE THROW ATTEMPTS	15		Max Abmas at Oral Roberts (11/29/2021)
	11		Makhel Mitchell vs Rhode Island (N) (11/20/2021)
FREE THROW PERCENTAGE (min 3 made)	1.000	(10-10)	Josh Minott vs Memphis (01/23/2022)
	1.000	(9-9)	Morris Udeze vs Wichita St. (03/02/2022)
	1.000	(7-7)	Ricky Council IV vs Wichita St. (N) (03/10/2022)
	1.000	(6-6)	Mika Adams-Woods at Cincinnati (01/20/2022)
	1.000	(6-6)	Reggie Chaney vs Houston (01/15/2022)
	1.000	(6-6)	Kendric Davis vs SMU (12/29/2021)
	1.000	(4-4)	Kendric Davis vs SMU (N) (03/11/2022)
	1.000	(4-4)	Tyson Etienne vs Wichita St. (03/02/2022)
	1.000	(4-4)	Javon Greene at South Fla. (02/19/2022)
	1.000	(4-4)	David Jenkins Jr. vs Utah (N) (11/21/2021)
	1.000	(4-4)	Makhi Mitchell vs Rhode Island (N) (11/20/2021)
	1.000	(3-3)	Hayden Koval vs Cincinnati (02/12/2022)
	1.000	(3-3)	Kevin Cross at Tulane (01/26/2022)
	1.000	(3-3)	Jeremiah Davenport at Cincinnati (01/20/2022)
1.000	(3-3)	Mike Saunders Jr. at Cincinnati (01/20/2022)	
REBOUNDS	13		Marcus Weathers at SMU (02/23/2022)
	13		Branden Carlson vs Utah (N) (11/21/2021)
ASSISTS	9		Darius Johnson vs UCF (03/06/2022)
	9		Jahlil White at Temple (02/05/2022)
STEALS	5		Darius Perry at UCF (02/14/2022)
	5		Brandon Suggs vs East Carolina (02/08/2022)
BLOCKED SHOTS	7		Michael Weathers vs SMU (N) (03/11/2022)
	4		Morris Udeze at Wichita St. (02/01/2022)
	4		Josh Carlton vs Houston (01/15/2022)
TURNOVERS	9		Eli Scott vs LMU (CA) (12/07/2021)
	5		Caleb Murphy vs South Fla. (01/29/2022)
	5		Jeremiah Williams vs Temple (01/12/2022)
	5		DeAndre Williams at Memphis (01/04/2022)
	5		Emmanuel Bandoumel vs SMU (12/29/2021)
	5		Admir Besovic vs Little Rock (11/26/2021)
	5		Makhel Mitchell vs Rhode Island (N) (11/20/2021)

2021-22 Opponent Player Highs, cont.

Opponent - Individual Game Highs

FOULS		
5		Tyson Etienne vs Wichita St. (N) (03/10/2022)
5		JJ Miles at East Carolina (02/26/2022)
5		Damian Dunn at Temple (02/05/2022)
5		Malcolm Dandridge at Memphis (01/04/2022)
5		Josh Minott at Memphis (01/04/2022)
5		J.D. Muila vs Southern Ill. (12/11/2021)
5		Marko Andric vs Little Rock (11/26/2021)
5		Rollie Worster vs Utah (N) (11/21/2021)
5		Cedric Garrett vs Northwestern St. (11/10/2021)



INTRO

PLAYERS

STAFF

REVIEW

AMERICAN ATHLETIC
CONFERENCE

OPPONENTS

RECORDS

HISTORY

2021-22 Tulsa Team Lows

Tulsa - Game Lows

POINTS	48	at Wichita St. (02/01/2022)
	55	LMU (CA) (12/07/2021)
	58	vs SMU (N) (03/11/2022)
	58	at Temple (02/05/2022)
	58	at Boise St. (12/03/2021)
	58	vs Utah (N) (11/21/2021)
	58	Air Force (11/13/2021)
FIELD GOALS MADE	17	at Wichita St. (02/01/2022)
	19	at East Carolina (02/26/2022)
	19	at Tulane (01/26/2022)
FIELD GOAL ATTEMPTS	42	at South Fla. (02/19/2022)
	43	at East Carolina (02/26/2022)
FIELD GOAL PERCENTAGE	.327 (17-52)	at Wichita St. (02/01/2022)
	.333 (21-63)	vs SMU (N) (03/11/2022)
3 PT FG MADE	2	at Temple (02/05/2022)
	3	Wichita St. (03/02/2022)
	3	at Cincinnati (01/20/2022)
	3	LMU (CA) (12/07/2021)
3 PT FG ATTEMPTS	13	SMU (12/29/2021)
	14	at Cincinnati (01/20/2022)
	14	Southern Ill. (12/11/2021)
3 PT FG PERCENTAGE	.111 (2-18)	at Temple (02/05/2022)
	.167 (3-18)	Wichita St. (03/02/2022)
FREE THROWS MADE	4	SMU (12/29/2021)
	4	at Boise St. (12/03/2021)
FREE THROW ATTEMPTS	4	at Boise St. (12/03/2021)
	5	SMU (12/29/2021)
FREE THROW PERCENTAGE	.545 (6-11)	LMU (CA) (12/07/2021)
	.556 (10-18)	at Wichita St. (02/01/2022)
REBOUNDS	19	Wichita St. (03/02/2022)
	21	at Boise St. (12/03/2021)
ASSISTS	5	at Wichita St. (02/01/2022)
	7	vs Utah (N) (11/21/2021)
	7	Air Force (11/13/2021)
STEALS	1	at Tulane (01/26/2022)
	2	vs SMU (N) (03/11/2022)
BLOCKED SHOTS	0	UCF (03/06/2022)
	0	East Carolina (02/08/2022)
	0	at Wichita St. (02/01/2022)
	0	Memphis (01/23/2022)
	0	at Oral Roberts (11/29/2021)
	0	Oregon St. (11/15/2021)
TURNOVERS	3	Wichita St. (03/02/2022)
	7	South Fla. (01/29/2022)
FOULS	8	Southern Ill. (12/11/2021)
	11	Air Force (11/13/2021)

2021-22 Opponent Team Lows

Opponent - Game Lows

POINTS	45		South Fla. (01/29/2022)
	57		at South Fla. (02/19/2022)
	58		at Wichita St. (02/01/2022)
	58		Oregon St. (11/15/2021)
	59		Air Force (11/13/2021)
FIELD GOALS MADE	16		South Fla. (01/29/2022)
	19		at Wichita St. (02/01/2022)
FIELD GOAL ATTEMPTS	45		at Boise St. (12/03/2021)
	46		vs Rhode Island (N) (11/20/2021)
FIELD GOAL PERCENTAGE	.302	(16-53)	South Fla. (01/29/2022)
	.322	(19-59)	at Wichita St. (02/01/2022)
3 PT FG MADE	3		South Fla. (01/29/2022)
	4		at Temple (02/05/2022)
3 PT FG ATTEMPTS	15		vs Rhode Island (N) (11/20/2021)
	16		Wichita St. (03/02/2022)
3 PT FG PERCENTAGE	.167	(3-18)	South Fla. (01/29/2022)
	.174	(4-23)	at Temple (02/05/2022)
FREE THROWS MADE	2		Air Force (11/13/2021)
	4		Southern Ill. (12/11/2021)
	4		Oregon St. (11/15/2021)
FREE THROW ATTEMPTS	3		Air Force (11/13/2021)
	7		Southern Ill. (12/11/2021)
FREE THROW PERCENTAGE	.364	(4-11)	Oregon St. (11/15/2021)
	.500	(9-18)	UCF (03/06/2022)
	.500	(8-16)	at Boise St. (12/03/2021)
	.500	(5-10)	Northwestern St. (11/10/2021)
REBOUNDS	25		East Carolina (02/08/2022)
	26		at East Carolina (02/26/2022)
	26		Little Rock (11/26/2021)
ASSISTS	6		South Fla. (01/29/2022)
	9		Wichita St. (03/02/2022)
	9		Cincinnati (02/12/2022)
	9		Temple (01/12/2022)
STEALS	0		vs Utah (N) (11/21/2021)
	1		SMU (12/29/2021)
BLOCKED SHOTS	0		UCF (03/06/2022)
	1		Wichita St. (03/02/2022)
	1		vs Utah (N) (11/21/2021)
TURNOVERS	3		vs SMU (N) (03/11/2022)
	7		at Temple (02/05/2022)
	7		at Tulane (01/26/2022)
FOULS	10		at Oral Roberts (11/29/2021)
	12		SMU (12/29/2021)
	12		LMU (CA) (12/07/2021)
	12		at Boise St. (12/03/2021)

INTRO

PLAYERS

STAFF

REVIEW

AMERICAN ATHLETIC
CONFERENCE

OPPONENTS

RECORDS

HISTORY

2021-22 Tulsa Game-By-Game Statistics

	FG-FGA	PCT	3PTS	PCT	FT-FTA	PCT	REB	AST	TO	BLK	ST	PF-D	Half	Final
Northwestern St. TULSA	30-64 27-58	.469 .466	10-27 10-23	.370 .435	5-10 18-22	.500 .818	30 36	19 17	16 16	4 4	8 8	20-1 12-0	39 45	75 82
Air Force TULSA	24-49 22-59	.490 .373	9-27 7-22	.333 .318	2-3 7-8	.667 .875	34 27	13 7	19 8	3 1	3 6	13-0 11-0	30 25	59 58
Oregon State TULSA	22-51 21-54	.431 .389	10-24 6-23	.417 .261	4-11 16-20	.364 .800	34 34	10 8	15 11	2 0	7 8	19 14	34 34	58 64
vs. Rhode Island TULSA	24-46 29-59	.522 .492	6-15 7-19	.400 .368	17-23 12-13	.739 .923	27 28	11 13	15 9	9 2	5 7	16 18	36 35	71 77
vs. Utah TULSA	28-63 24-60	.444 .400	7-27 4-16	.259 .250	9-12 6-8	.750 .750	45 29	13 7	10 8	1 1	0 6	14 14	33 24	72 58
Little Rock TULSA	22-52 32-58	.423 .552	5-23 6-19	.217 .316	14-18 7-12	.778 .583	26 34	11 20	16 12	2 2	8 6	16 14	42 38	63 77
at ORU TULSA	26-55 31-65	.473 .477	19-41 12-24	.463 .500	16-19 6-9	.842 .667	32 32	16 13	13 10	4 0	8 8	10 14	45 40	87 80
at Boise State TULSA	23-45 24-58	.511 .414	9-22 6-19	.409 .316	8-16 4-4	.500 1.000	34 21	16 12	24 14	4 1	6 9	12 17	27 26	63 58
LMU (Cal.) TULSA	22-48 23-54	.458 .426	6-19 3-16	.316 .188	10-15 6-11	.667 .545	40 25	12 8	22 13	3 5	6 12	12 13	31 25	60 55
Southern Illinois TULSA	23-57 22-47	.404 .468	15-34 7-14	.441 .500	4-7 18-24	.571 .750	31 31	18 11	11 9	4 4	6 6	18 8	33 41	65 69
Alcorn TULSA	24-62 28-54	.387 .519	8-22 9-19	.364 .474	6-10 18-21	.600 .857	31 37	11 15	14 16	5 5	10 8	17 16	28 37	62 83
SMU TULSA	23-51 30-66	.451 .455	11-30 5-13	.367 .385	17-24 4-5	.708 .800	38 31	11 9	13 10	3 1	1 7	12 22	43 33	74 69
at Memphis TULSA	24-52 21-54	.462 .389	5-17 9-28	.294 .321	14-24 13-15	.583 .867	38 31	17 12	22 19	2 2	11 10	20 24	34 25	67 64
Temple TULSA	22-48 21-60	.458 .350	6-17 6-23	.353 .261	19-23 16-20	.826 .800	37 32	9 10	19 13	5 1	11 11	21 21	31 28	69 64
Houston TULSA	23-58 24-60	.397 .400	9-28 9-24	.321 .375	11-14 7-10	.786 .700	38 35	11 13	13 11	9 2	5 6	14 17	38 21	66 64
at Cincinnati TULSA	29-62 28-73	.468 .384	16-29 3-14	.552 .214	15-20 10-17	.800 .588	41 41	13 8	19 13	8 2	6 12	18 21	41 34	90 69
Memphis TULSA	28-55 23-47	.509 .489	10-23 10-20	.435 .500	17-25 25-31	.680 .806	27 33	16 16	9 14	2 0	8 4	25 20	33 46	83 81
at Tulane TULSA	35-58 19-46	.603 .413	14-22 8-24	.636 .333	13-17 17-25	.765 .680	31 26	20 16	7 16	3 3	10 1	18 16	52 31	97 63
South Florida TULSA	16-53 28-60	.302 .467	3-18 8-23	.167 .348	10-17 12-21	.588 .571	37 38	6 13	17 7	2 3	5 8	20 14	27 40	45 76

2022-23 MEN'S BASKETBALL

	FG-FGA	PCT	3PTS	PCT	FT-FTA	PCT	REB	AST	TO	BLK	ST	PF-D	Half	Final
at Wichita State TULSA	19-59 17-52	.322 .327	8-28 4-18	.286 .222	12-19 10-18	.632 .556	40 42	10 5	10 17	9 0	9 6	16 16	29 30	58 48
at Temple TULSA	25-61 22-50	.410 .440	4-23 2-18	.174 .111	13-21 12-17	.619 .706	36 36	16 10	7 16	2 1	8 4	18 18	32 21	67 58
East Carolina TULSA	28-55 23=46	.509 .500	10-29 7-19	.345 .368	7-11 18-26	.636 .692	25 30	18 12	14 17	2 0	12 10	19 14	27 32	73 71
Cincinnati TULSA	28-74 32-61	.378 .525	12-36 5-16	.333 .313	9-13 14-21	.692 .667	40 41	9 14	9 12	3 5	10 7	18 14	34 39	77 83
at UCF TULSA	29-58 22-52	.500 .423	10-23 6-19	.435 .316	8-14 17-21	.571 .810	34 30	18 9	15 18	4 3	10 8	17 18	41 30	76 67
at South Florida TULSA	21-60 22-42	.350 .524	5-22 7-16	.227 .438	10-12 14-17	.833 .824	31 31	11 14	13 19	4 2	7 8	14 13	27 32	57 65
at SMU TULSA	26-53 20-55	.491 .364	11-29 8-22	.379 .364	12-25 13-15	.800 .867	36 27	18 13	13 11	6 4	7 5	13 15	30 27	75 61
at East Carolina TULSA	21-55 19-43	.382 .442	10-22 9-19	.455 .474	12-16 12-16	.750 .750	26 35	15 12	8 20	3 1	11 3	18 17	34 36	64 59
Wichita State TULSA	26-53 21-51	.491 .412	5-16 3-18	.313 .167	15-18 17-24	.833 .708	43 19	9 12	11 3	1 1	2 5	20 19	38 29	72 62
UCF TULSA	27-59 25-57	.458 .439	9-25 12-29	.360 .414	9-18 11-18	.500 .611	37 37	15 12	13 14	0 0	10 5	19 13	36 27	72 73
vs. Wichita State TULSA	22-60 24-53	.367 .453	7-26 7-20	.269 .350	16-19 18-28	.842 .643	36 38	10 10	10 9	2 8	4 6	20 16	24 34	67 73
vs. SMU TULSA	28-65 21-63	.431 .333	13-34 7-22	.382 .318	14-21 9-16	.667 .563	41 44	18 14	3 12	10 5	8 2	13 17	40 29	83 58

INTRO

PLAYERS

STAFF

REVIEW

AMERICAN ATHLETIC
CONFERENCE

OPPONENTS

RECORDS

HISTORY

2021-22 Game Box Scores

Game 1: Tulsa 82 • Northwestern State 75
 Nov. 10, 2021 • Tulsa, Okla. (Reynolds Center) • Attendance: 2,461

Northwestern St. - 75		Record: 0-2															
NO. Name	Min	FG	3P	FT	Rebounds	Fouls	TP	AS	TO	ST	Blocks	+/-					
4 Kendall Coleman	29:34	10-15	0-0	2-6	2	4	6	2	5	22	0	1	1	2	0	-1	
0 Brian White	G 29:12	4-8	2-3	0-0	1	1	1	1	1	10	4	3	3	0	0	-1	
10 Jalen King	G 25:43	3-7	0-0	2-2	1	1	2	2	1	8	4	0	0	2	0	0	-1
15 Jovan Zelenbaba	G 11:31	0-5	0-0	0-0	2	0	2	4	0	0	0	1	0	1	0	1	-1
22 Cedric Garrett	G 29:40	7-14	4-8	0-0	6	8	5	0	1	18	1	3	3	0	1	0	0
3 LaTerrance Reed	25:29	1-4	0-3	0-0	1	1	1	1	2	2	4	1	0	0	0	0	1
32 Larry Owens	10:22	1-2	0-0	0-0	1	2	3	1	1	2	1	3	0	0	1	1	5
34 Robert Chougkaz	03:57	0-0	0-0	0-0	1	0	1	1	0	0	1	0	0	0	0	0	0
2 Emeryon McDonald	10:52	2-4	2-3	0-0	2	2	2	0	0	6	2	1	0	0	0	0	-2
13 Jordan Potts	03:44	1-1	1-1	0-0	0	0	0	0	0	0	0	0	0	0	0	0	-6
35 Zurabi Zhgenti	19:56	1-4	1-3	1-2	1	1	2	2	4	2	2	2	0	0	1	1	-7
Team		3	2	5	0	0	0	0	0	0	0	0	0	0	0	0	0
Totals	30:64	10-27	5-10	13-20	33	20	12	75	19	16	8	4	4	7			

Game 2: Tulsa 58 • Air Force 59
 Nov. 13, 2021 • Tulsa, Okla. (Reynolds Center) • Attendance: - 2,538

Air Force - 59		Record: 1-1														
NO. Name	Min	FG	3P	FT	Rebounds	Fouls	TP	AS	TO	ST	Blocks	+/-				
35 Lucas Moorman	F 21:22	2-3	1-2	0-0	0	4	4	2	3	5	0	3	0	1	0	-21
0 Joseph Octave	G 16:27	3-4	1-1	0-0	1	3	4	2	1	7	1	3	0	0	0	-2
3 Jake Heidbreder	G 23:00	2-7	1-5	0-0	0	2	2	1	2	5	1	1	0	1	0	-5
5 Ethan Taylor	G 39:12	3-8	1-4	0-0	0	6	6	2	0	7	3	4	2	0	0	3
10 AJ Walker	G 25:11	4-9	1-6	0-0	0	4	4	1	2	9	1	2	0	0	0	3
24 Jeffrey Mills	31:49	4-10	0-3	0-0	1	3	4	1	1	8	2	3	1	0	1	6
22 Niko Jackson	18:38	3-4	1-2	2-3	2	1	3	4	2	9	3	1	0	1	0	22
30 Camden Vander Zwaag	24:21	3-4	3-4	0-0	0	1	1	0	0	9	2	0	0	0	1	1
Team		3	3	6	0	2	0	0	0	2	0	0	0	0	0	0
Totals	24:49	9-27	2-3	7	27	34	13	11	59	13	19	3	3	1	1	

Tulsa - 82		Record: 1-0														
NO. Name	Min	FG	3P	FT	Rebounds	Fouls	TP	AS	TO	ST	Blocks	+/-				
15 Josh Earley	F 08:20	1-2	0-0	0-0	2	2	1	0	2	0	0	0	0	0	0	
41 Jeriah Horne	F 34:39	8-12	4-6	8-8	1	4	5	0	5	28	3	4	1	1	6	
0 Curtis Haywood II	G 21:16	0-2	0-0	2-2	0	4	4	1	1	2	2	0	1	2	0	2
1 Sam Griffin	G 31:48	5-14	2-6	5-5	0	0	0	4	17	2	1	2	0	1	2	
14 Anthony Pritchard	G 19:41	1-3	0-0	0-0	0	2	2	1	1	2	6	1	1	0	0	17
11 Darien Jackson	25:53	5-9	0-2	3-7	6	7	2	5	13	0	3	3	0	0	1	7
25 Rey Idowu	21:12	2-4	0-0	0-0	2	6	8	4	3	4	2	1	0	1	0	1
2 Keyshawn Embury-Simpson	17:09	3-5	3-4	0-0	2	2	0	1	9	2	1	0	0	0	0	1
31 La'Davius Draine	04:17	0-2	0-0	0-0	1	1	2	0	0	1	0	0	0	0	0	-3
10 Tim Dalger	11:16	2-4	1-1	0-0	2	2	1	0	5	0	2	0	0	1	0	-3
12 Nikita Konstantynovskiy	04:29	0-1	0-0	0-0	0	0	0	0	0	0	0	0	0	0	0	3
Team		3	0	3	0	0	0	0	0	0	0	0	0	0	0	0
Totals	27:58	10-23	18-22	12	34	38	12	20	82	17	16	8	4	4	7	

Tulsa - 58		Record: 1-1														
NO. Name	Min	FG	3P	FT	Rebounds	Fouls	TP	AS	TO	ST	Blocks	+/-				
15 Josh Earley	F 04:57	0-0	0-0	0-0	0	0	0	1	0	0	0	0	0	0	0	
41 Jeriah Horne	F 36:25	7-17	1-5	0-0	3	6	9	1	2	15	1	3	1	1	0	5
0 Curtis Haywood II	G 15:00	0-3	0-2	0-0	0	1	1	1	1	0	0	1	1	2	0	0
1 Sam Griffin	G 33:37	8-16	5-8	0-0	0	3	3	0	0	21	1	0	1	0	1	7
2 Keyshawn Embury-Simpson	G 29:21	2-3	1-2	1-2	0	0	0	0	1	2	6	2	1	0	0	0
14 Anthony Pritchard	10:49	0-3	0-2	0-0	0	0	0	0	1	0	0	0	0	0	0	-3
25 Rey Idowu	15:04	1-5	0-0	2-2	1	1	3	3	4	0	2	0	0	0	0	1
11 Darien Jackson	22:04	4-7	0-0	0-0	1	0	1	1	1	8	1	0	1	0	0	-4
31 La'Davius Draine	08:56	0-3	0-3	0-0	0	1	1	0	0	1	0	0	0	0	0	-3
10 Tim Dalger	21:16	0-2	0-0	4-4	2	4	6	3	4	4	0	0	0	0	1	-2
12 Nikita Konstantynovskiy	01:31	0-0	0-0	0-0	0	0	0	0	0	0	0	0	0	0	0	-3
Team		2	1	3	0	0	0	0	0	0	0	0	0	0	0	0
Totals	22:59	7-22	7-8	10	17	27	11	13	58	7	8	6	1	3	1	

Game 3: Tulsa 64 • Oregon State 58
 Nov. 15, 2021 • Tulsa, Okla. (Reynolds Center) • Attendance: 2,759

Oregon St. - 58		Record: 1-2													
NO. Name	Min	FG	3P	FT	Rebounds	Fouls	TP	AS	TO	ST	Blocks	+/-			
1 Maurice Calloo	F 31:23	6-11	5-7	3-4	0	6	4	3	20	0	1	0	0	-3	
10 Warith Alaithe	F 24:18	3-6	0-0	1-4	4	1	5	2	4	7	3	2	0	0	-3
12 Roman Silva	C 11:25	0-1	0-0	0-1	0	1	0	3	2	0	0	2	0	0	-3
0 Gianni Hunt	G 32:49	2-7	1-4	0-0	0	6	6	3	2	5	6	4	1	0	-4
2 Jarrod Lucas	G 36:55	3-10	3-8	0-0	0	1	1	2	1	9	0	1	0	0	-3
34 Rodrigue Andela	24:46	5-8	0-0	0-0	5	3	8	2	1	10	0	1	0	0	2
4 Tre Williams	15:21	1-2	0-1	0-2	0	1	1	1	2	0	1	0	0	0	-1
3 Dexter Akanno	11:04	1-4	1-3	0-0	0	1	1	1	0	3	1	0	2	0	-5
24 Isaiah Johnson	05:10	1-1	0-0	0-0	0	0	0	1	0	2	0	0	0	0	-1
35 Glenn Taylor Jr.	05:00	0-1	0-1	0-0	0	1	1	0	0	0	0	1	0	0	3
44 Ahmad Rand	01:49	0-0	0-0	0-0	0	0	0	0	0	0	0	0	0	0	-2
Team		1	3	4	0	0	0	0	0	0	0	0	0	0	0
Totals	22:51	10-24	4-11	11	23	34	19	14	58	10	15	7	2	0	-6

Game 4: Rhode Island 71 • Tulsa 77
 Nov. 20, 2021 • Daytona Beach, Fla. (Ocean Center) • Attendance: 1,357

Tulsa - 77		Record: 3-1													
NO. Name	Min	FG	3P	FT	Rebounds	Fouls	TP	AS	TO	ST	Blocks	+/-			
10 Tim Dalger	F 28:17	2-6	0-2	8-8	3	5	8	3	4	12	0	1	0	1	2
25 Rey Idowu	F 16:15	2-4	0-0	0-0	0	2	2	4	1	4	2	0	3	0	1
41 Jeriah Horne	F 33:53	7-13	1-4	2-3	2	4	6	1	4	17	2	3	1	0	-2
1 Sam Griffin	G 29:30	9-16	3-7	0-0	1	2	3	1	2	21	3	2	0	0	4
2 Keyshawn Embury-Simpson	G 25:58	1-4	1-3	0-0	1	0	1	1	1	3	2	1	1	0	0
11 Darien Jackson	21:01	3-4	1-1	0-0	1	0	1	3	1	7	2	1	0	1	0
12 Nikita Konstantynovskiy	02:29	0-1	0-0	0-0	0	0	0	0	0	0	0	0	0	0	1
14 Anthony Pritchard	16:12	3-9	0-1	2-2	2	2	2	3	8	0	1	0	0	0	13
0 Curtis Haywood II	23:16	2-2	1-1	0-0	0	3	3	0	5	2	0	2	0	0	-5
15 Josh Earley	01:36	0-0	0-0	0-0	0	0	0	0	0	0	0	0	0	0	-1
31 La'Davius Draine	01:33	0-0	0-0	0-0	0	0	0	0	0	0	0	0	0	0	-2
Team		2	0	2	0	0	0	0	0	0	0	0	0	0	0
Totals	29:59	7-19	12-13	10	18	28	18	16	77	13	9	7	2	9	6

Tulsa - 64		Record: 2-1												
NO. Name	Min	FG	3P	FT	Rebounds	Fouls	TP	AS	TO	ST	Blocks	+/-		
10 Tim Dalger	F 23:02	2-7	1-2	1-1	0	3	3	4	6	0	2	0	0	2
25 Rey Idowu	F 26:25	4-5	0-0	3-4	5	3	8	1</						

2022-23 MEN'S BASKETBALL

Game 5: Tulsa 58 • Utah 72

Nov. 21, 2021 • Daytona Beach, Fla. (Ocean Center) • Attendance: 1,264

Official Basketball Box Score - Final
Utah at Tulsa
 11/21/21 Ocean Center, Daytona Beach, Fla.
 2021 SunShare Slam Championship

Game Time: 7:30 PM
 Game Duration: 1:40
 Attendance: 1,264

Officials: Tommy Nunne Jr., Jon Campbell, Byron Jarrett

NO.	Name	Min	FG			3P			FT			Rebounds		Fouls		TP	AS	TO	ST	Blocks		+/-	
			MA	AA	EA	MA	AA	EA	OR	DR	TOT	PP	PF	FB	BA								
11	Riley Battin	F	25:06	0-6	0-3	0-0	3-3	5-0	0-0	0-4	1-0	0	0	0	0	7					0	0	7
35	Brandon Carlson	C	30:12	7-12	0-2	1-2	5-8	13-11	4-15	1-2	0	1	2	0	0	13					1	0	13
1	David Jenkins Jr.	F	24:08	3-9	3-8	4-4	0	1	2	2	13	0	1	0	0	0	1	0	0	0	0	0	11
10	Marco Anthony	G	18:08	2-5	0-1	1-2	1	6	7	0	1	5	0	1	0	0	0	0	0	0	0	0	11
25	Rolla Worster	G	32:27	5-10	2-6	0-0	1	4	5	5	2	12	4	0	0	0	0	0	0	0	0	0	15
2	Both Gach	F	26:38	4-8	0-2	3-4	1	2	3	0	3	11	2	1	0	0	0	0	0	0	0	0	12
20	Lazar Stefanovic	F	18:35	5-9	2-4	0-0	0	1	1	2	0	12	0	1	0	0	0	0	0	0	0	0	2
21	Dusan Mahoric	F	11:38	1-2	0-0	0-0	1	0	1	3	1	2	2	2	0	0	0	0	0	0	0	0	9
5	Jaxon Brenchley	F	13:08	1-2	0-1	0-0	2	4	6	1	1	2	0	1	0	0	0	0	0	0	0	0	9
Team				1	2		0				0		0			0		0					
Totals				28-63	7-27	9-12	15	30	45	14	14	72	13	10	0	1	1	14					

Technical Fouls: NONE

Shooting By Period
 1st FG% 10.30 33.3%
 2nd FG% 14.30 46.7%
 3rd FG% 1-7 14.3%
 GM FG% 24.60 40.0%
 FT% 6.8 75.0%
 Dead Ball Rebounds: 1-0

NO.	Name	Min	FG			3P			FT			Rebounds		Fouls		TP	AS	TO	ST	Blocks		+/-	
			MA	AA	EA	MA	AA	EA	OR	DR	TOT	PP	PF	FB	BA								
10	Tim Dalger	F	25:13	3-6	0-0	1-1	0	4	4	1	4	7	1	2	0	0	0	1	2	0	0	0	-6
25	Rey Idowu	F	17:23	4-8	0-0	1-2	2	3	5	2	0	9	1	2	0	0	0	0	0	0	0	0	16
41	Jeriah Horne	F	34:51	4-10	1-3	1-2	1	6	7	1	2	10	1	0	0	1	0	1	0	0	0	-18	
1	Sam Griffin	G	34:21	7-19	2-8	2-2	0	1	1	2	3	18	0	1	2	0	0	1	2	0	0	-11	
2	Keyshawn Embury-Simpson	G	21:45	0-4	0-3	0-0	0	0	0	0	0	1	0	0	0	0	1	0	0	0	0	-15	
0	Curtis Haywood II	G	17:48	2-4	1-2	0-0	0	0	0	0	0	1	0	0	0	0	0	0	0	0	0	-7	
11	Darien Jackson	F	25:17	3-5	0-0	1-1	2	2	3	3	7	2	1	1	1	0	0	0	0	0	0	-8	
12	Nikita Konstantinovskiy	F	10:03	1-2	0-0	0-0	2	1	3	1	1	2	0	1	0	0	0	0	0	0	0	-1	
14	Anthony Pritchard	G	10:22	0-2	0-0	0-0	0	2	2	1	1	0	0	0	1	0	0	0	0	0	0	-9	
31	LaDavius Draine	F	02:42	0-0	0-0	0-0	0	0	0	0	0	0	0	0	0	0	0	0	0	0	0	2	
Team				0	5		0			0		2				0							
Totals				24-60	4-16	6-8	7	22	29	15	14	58	7	8	6	1	1	-14					

Technical Fouls: Coach 2nd 3rd 4th

Biggest lead 17 (2nd 1:10) 3 (1st 16:45)

Best Scoring Run 11 (1st 2:42) 7 (1st 16:45)

Lead Changes 4

Times Tied 1

Time with Lead 35:48 02:52

Points from Turnovers 3 11 4

Period by Period Scoring

Period	UTAH		TULSA	
	1st	2nd	TOT	TOT
UTAH	33	39	72	
TULSA	24	34	58	

Game 6: Tulsa 77 • Little Rock 63

Nov. 26, 2021 • Tulsa, Okla. (Reynolds Center) • Attendance: 2,687

Official Basketball Box Score - Final
Little Rock at Tulsa
 11/26/21 Donald W. Reynolds Center, Tulsa
 2021-22 Men's Basketball

Game Time: 7:00 PM
 Game Duration: 1:52
 Attendance: 2,687

Officials: Don Daly, Will Howard, Randy Heimerman

NO.	Name	Min	FG			3P			FT			Rebounds		Fouls		TP	AS	TO	ST	Blocks		+/-
			MA	AA	EA	MA	AA	EA	OR	DR	TOT	PP	PF	FB	BA							
1	DaAntoni Gordon	F	33:32	9-14	1-2	0-0	0	2	2	1	2	17	0	3	0	0	1	12				
52	Admir Besovic	C	24:00	2-4	0-0	3-4	1	5	0	3	7	0	5	0	0	0	0	0	0	0	0	-15
3	Isaiiah Palermico	G	24:22	1-5	0-3	2-2	0	4	4	2	3	4	2	0	1	0	0	0	0	0	0	-8
11	Marko Andric	G	23:30	4-6	2-3	0-0	0	3	3	5	0	10	3	3	3	0	0	0	0	0	0	-8
33	Jovan Stulic	G	28:43	2-8	2-8	2-2	0	4	4	3	2	8	0	1	0	0	0	0	0	0	0	0
10	Marko Lukic	F	16:42	1-5	0-4	4-6	0	3	3	1	2	6	1	1	0	1	0	0	0	0	0	-8
20	Kevin Osaze	F	25:45	2-4	0-2	0-0	0	2	2	1	0	4	3	1	0	0	0	0	0	0	0	2
13	D.J. Smith	F	20:41	2-3	0-0	3-4	0	1	1	2	2	7	2	0	2	0	0	0	0	0	0	-9
2	Alesean Evans	F	07:45	0-3	0-1	0-0	0	1	1	0	0	0	1	1	0	0	0	0	1	0	0	-1
Team				1	0		0			0		1				0		1				
Totals				22-52	5-23	14-18	5	21	26	16	14	63	11	16	8	2	2	-14				

Technical Fouls: NONE

Shooting By Period
 1st FG% 17.30 58.7%
 2nd FG% 15.28 53.6%
 3rd FG% 11-14 78.6%
 GM FG% 32.58 55.2%
 FT% 6.19 31.6%
 Dead Ball Rebounds: 2-0

NO.	Name	Min	FG			3P			FT			Rebounds		Fouls		TP	AS	TO	ST	Blocks		+/-	
			MA	AA	EA	MA	AA	EA	OR	DR	TOT	PP	PF	FB	BA								
10	Tim Dalger	F	15:54	4-7	0-0	1-2	1	4	5	3	2	9	0	1	0	0	0	0	0	0	0	0	5
25	Rey Idowu	F	28:18	8-11	0-0	0-0	2	4	6	1	1	16	0	0	0	0	0	0	0	0	0	0	16
41	Jeriah Horne	F	31:30	7-13	3-7	0-1	2	6	8	3	17	2	0	0	0	0	0	0	0	0	0	-15	
1	Sam Griffin	G	26:12	6-12	1-4	1-2	0	0	0	1	3	14	4	2	0	0	2	15					
14	Anthony Pritchard	G	23:48	2-4	0-1	0-0	0	8	8	3	1	4	6	1	3	0	0	0	0	0	0	0	18
0	Curtis Haywood II	F	19:21	0-1	0-1	0-0	0	1	1	2	0	0	0	0	0	0	0	0	0	0	0	-5	
2	Keyshawn Embury-Simpson	F	17:12	0-3	0-2	0-0	0	1	1	2	0	2	2	0	0	0	0	0	0	0	0	-4	
11	Darien Jackson	F	24:03	3-5	1-3	5-7	1	2	3	1	4	12	4	0	0	0	0	0	0	0	0	0	3
31	LaDavius Draine	F	10:06	1-1	1-1	0-0	0	0	0	0	1	3	1	1	0	0	0	0	0	0	0	0	-1
12	Nikita Konstantinovskiy	F	03:36	1-1	0-0	0-0	0	0	0	0	0	2	0	1	0	0	0	0	0	0	0	-2	
Team				0	1		0			0		1				0		1					
Totals				32-58	6-19	7-12	8	26	34	14	16	77	20	12	6	2	2	-14					

Technical Fouls: NONE

Biggest lead 6 (1st 8:39) 17 (2nd 6:28)

Best Scoring Run 8 (1st 12:07) 8 (2nd 12:08)

Lead Changes 5

Times Tied 6

Time with Lead 15:52 20:41

Points from Turnovers 24 48

Period by Period Scoring

Period	LR		TSL	
	1st	2nd	TOT	TOT
LR	42	21	63	
TSL	38	39	77	

Game 7: Oral Roberts 87 • Tulsa 80

Nov. 29, 2021 • Tulsa, Okla. (Mabee Center) • Attendance: 5,239

Official Basketball Box Score - Final
Tulsa at Oral Roberts
 11/29/21 Mabee Center, Tulsa
 2021-22 Men's Basketball

Game Time: 7:30 PM
 Game Duration: 1:47
 Attendance: 5,239

Officials: Glavins Poole, Garrick Shannon, Chris Beaver

NO.	Name	Min	FG			3P			FT			Rebounds		Fouls		TP	AS	TO	ST	Blocks		+/-	
			MA	AA	EA	MA	AA	EA	OR	DR	TOT	PP	PF	FB	BA								
10	Tim Dalger	F	13:40	2-5	0-1	0-0	2	1	3	3	0	4	0	0	0	0	0	0	0	0	0	0	8
25	Rey Idowu	F	23:48	3-8	0-1	2-4	2	1	3	1	4	8	1	0	0	0	0	0	0	0	0	0	-11
41	Jeriah Horne	F	35:47	11-19	5-8	3-3	2	6	8	1	2	30	0	3	2	0	1	4					
1	Sam Griffin	G	31:36	3-9	2-5	0-0	0	4	4	0	1	8	0	0	0	0	0	0	0	0	0	0	-10
14	Anthony Pritchard	G	24:14	3-7																			

2021-22 Game Box Scores

Game 9: Tulsa 55 • Loyola Marymount 60
Dec. 7, 2021 • Tulsa, Okla. (Reynolds Center) • Attendance: 2,518

Official Basketball Box Score - Final
Loyola Marymount at Tulsa
12/07/21 Donald W. Reynolds Center, Tulsa
2021-22 Men's Basketball
Game Time: 8:00 PM
Game Duration: 2:03
Attendance: 2,518

Box score for Game 9: Loyola Marymount 60, Tulsa 55. Includes player stats for Loyola Marymount and Tulsa, and technical fouls.

Summary statistics for Game 9, including points from turnovers, paint, second chance, fast breaks, and bench performance for both teams.

Additional summary statistics for Game 9, including biggest lead, best scoring run, lead changes, times tied, and time with lead.

Game 10: Tulsa 69 • Southern Illinois 65
Dec. 11, 2021 • Tulsa, Okla. (Reynolds Center) • Attendance: 2,388

Official Basketball Box Score - Final
Southern Ill. at Tulsa
12/11/21 Donald W. Reynolds Center, Tulsa, Okla.
2021-22 Men's Basketball
Game Time: 1:00 PM
Game Duration: 1:59
Attendance: 2,388

Box score for Game 10: Southern Illinois 65, Tulsa 69. Includes player stats for Southern Illinois and Tulsa, and technical fouls.

Summary statistics for Game 10, including points from turnovers, paint, second chance, fast breaks, and bench performance for both teams.

Additional summary statistics for Game 10, including biggest lead, best scoring run, lead changes, times tied, and time with lead.

Game 11: Tulsa 83 • Alcorn State 62
Dec. 16, 2021 • Tulsa, Okla. (Reynolds Center) • Attendance: 2,556

Official Basketball Box Score - Final
Alcorn at Tulsa
12/16/21 Donald W. Reynolds Center, Tulsa
2021-22 Men's Basketball
Game Time: 7:00 PM
Game Duration: 2:01
Attendance: 2,556

Box score for Game 11: Alcorn State 62, Tulsa 83. Includes player stats for Alcorn State and Tulsa, and technical fouls.

Summary statistics for Game 11, including points from turnovers, paint, second chance, fast breaks, and bench performance for both teams.

Additional summary statistics for Game 11, including biggest lead, best scoring run, lead changes, times tied, and time with lead.

Game 12: Tulsa 69 • SMU 74
Dec. 29, 2021 • Tulsa, Okla. (Reynolds Center) • Attendance: 2,614

Official Basketball Box Score - Final
SMU at Tulsa
12/29/21 Donald W. Reynolds Center, Tulsa, Okla.
2021-22 Men's Basketball
Game Time: 7:00 PM
Game Duration: 2:00
Attendance: 2,614

Box score for Game 12: SMU 74, Tulsa 69. Includes player stats for SMU and Tulsa, and technical fouls.

Summary statistics for Game 12, including points from turnovers, paint, second chance, fast breaks, and bench performance for both teams.

Additional summary statistics for Game 12, including biggest lead, best scoring run, lead changes, times tied, and time with lead.

2022-23 MEN'S BASKETBALL

Game 13: Memphis 64 • Tulsa 64

Jan. 4, 2022 • Memphis, Tenn. (FedExForum) • Attendance: 12,863



Official Basketball Box Score - Final
Tulsa at Memphis
 01/04/22 FedExForum, Memphis, TN
 2021-22 Men's Basketball

Game Time: 8:00 PM
 Game Duration: 2:14
 Attendance: 12,863

Tulsa - 64

Record: 8-7 (0-2)

Officials: Tony Greene, Terry Wymen, Pat Driscoll

NO.	Name	Min	FG		3P	FT	Rebounds		Fouls		TP	AS	TO	ST	Blocks		+/-	
			M.A.	M.A.	M.A.	OR	DR	OR	DR	FF					PF	BS		BA
41	Jeriah Horne	F	36:52	5-11	3-6	7-8	1	3	4	3	7	20	0	1	4	1	0	3
12	Nikita Konstanyntovskiy	C	16:39	0-1	0-0	1-2	4	4	8	1	2	1	0	2	1	1	0	1
0	Curtis Hayward II	G	15:37	0-4	0-3	0-0	0	0	0	3	0	0	0	0	0	0	0	-10
14	Anthony Pritchard	G	31:28	0-4	0-0	0-0	4	4	4	3	2	0	7	4	3	0	0	-2
31	LaDavius Draine	G	12:04	2-6	1-5	0-0	1	1	2	3	0	5	1	0	0	0	0	2
25	Ray Idowu	F	21:27	2-4	0-0	5-5	1	6	7	4	5	9	1	1	0	0	1	3
1	Sam Griffin	G	26:18	10-16	5-9	0-0	0	0	0	2	0	25	0	2	1	0	0	-5
2	Keyshawn Embrey-Simpson	F	12:20	1-4	0-3	0-0	1	0	1	0	1	2	0	1	0	0	0	-2
11	Darien Jackson	F	25:25	1-4	0-2	0-0	1	4	5	4	3	2	3	4	1	0	0	3
10	Tim Dalger	G	01:52	0-0	0-0	0-0	0	0	0	1	0	0	0	1	0	0	0	-7
Team							0	0	0	0	0	0						
Totals			21:54	9-28	13-15	9	22	31	24	20	64	12	19	10	2	2	-3	

Shooting By Period			
1st	FG%	9-27	33.3%
2nd	FG%	3-13	23.1%
3rd	FG%	4-5	80%
4th	FG%	12-27	44.4%
1st	3PT%	6-15	40.0%
2nd	3PT%	9-10	90%
3rd	3PT%	2-5	40%
4th	3PT%	9-28	32.1%
1st	GM FG%	21-54	38.9%
2nd	GM FG%	9-28	32.1%
3rd	GM FG%	13-15	86.7%
4th	GM FG%	12-27	44.4%

Dead Ball Rebounds: 1

Memphis - 67

Record: 8-5 (2-1)

Technical Fouls:NONE

NO.	Name	Min	FG		3P	FT	Rebounds		Fouls		TP	AS	TO	ST	Blocks		+/-	
			M.A.	M.A.	M.A.	OR	DR	OR	DR	FF					PF	BS		BA
12	DeAndre Williams	F	24:29	4-7	0-0	1-3	4	3	7	3	4	9	3	5	0	2	0	8
20	Josh Minott	F	33:06	2-7	0-1	3-5	2	9	11	5	6	7	5	2	2	0	1	13
23	Malcolm Dandridge	C	19:40	6-8	0-0	0-0	2	0	2	5	1	12	1	4	1	0	0	-12
0	Earl Timberlake	G	32:05	5-6	0-0	2-6	2	6	8	1	4	12	2	2	0	0	0	7
11	Lester Quinones	G	30:17	3-5	3-5	2-4	1	1	2	1	3	11	2	3	2	0	0	-5
3	Landers Nolley II	G	24:32	2-8	0-4	2-2	0	2	2	2	1	6	4	3	3	0	0	0
1	Tyler Harris	F	16:46	2-8	2-6	2-2	0	0	0	2	1	8	0	2	1	0	1	7
25	Jaydon Hardaway	F	19:05	0-3	0-1	2-2	1	1	2	1	4	2	0	2	0	0	0	-3
Team							1	3	4	0	0	1						
Totals			24:52	11-27	14-24	13	25	38	20	24	67	17	22	11	2	2	-3	

Shooting By Period			
1st	FG%	11-23	47.8%
2nd	FG%	3-8	37.5%
3rd	FG%	9-14	64.3%
4th	FG%	13-29	44.8%
1st	3PT%	2-9	22.2%
2nd	3PT%	5-10	50%
3rd	3PT%	24-52	46.2%
4th	3PT%	5-17	29.4%
1st	GM FG%	14-24	58.3%

Dead Ball Rebounds: 2

Biggest lead	TLS		MEM		Points from Turnovers	Turnovers	Period by Period Scoring		1st	2nd	TOT
	10 (1st 15:03)	18 (2nd 15:46)	10 (1st 15:03)	15 (1st 8:30)			20	36			
Best Scoring Run	10 (1st 15:03)		15 (1st 8:30)		1	2	6	12			
Lead Changes	1		0		Fast Breaks	6		12			
Times Tied	0		0		Bench	38		16			
Time with Lead	09:16		30:19		MEM	34		33		67	

Game 14: Tulsa 64 • Temple 69

Jan. 12, 2022 • Tulsa, Okla. (Reynolds Center) • Attendance: 2,918



Official Basketball Box Score - Final
Temple at Tulsa
 01/12/22 Donald W. Reynolds Center, Tulsa
 2021-22 Men's Basketball

Game Time: 6:00 PM
 Game Duration: 2:09
 Attendance: 2,918

Temple - 69

Record: 10-6 (3-2)

Officials: Byron Jarrett, Tony Chazza, Courtney Green

NO.	Name	Min	FG		3P	FT	Rebounds		Fouls		TP	AS	TO	ST	Blocks		+/-	
			M.A.	M.A.	M.A.	OR	DR	OR	DR	FF					PF	BS		BA
11	Nick Jourdain	F	36:27	9-17	1-7	4-5	3	2	5	4	3	23	0	1	2	3	1	8
14	Arashna Parks	F	09:46	1-1	0-0	0-0	0	0	3	0	3	4	1	2	0	0	0	-1
11	Darnion Dunn	G	32:33	4-14	0-2	9-10	0	2	4	9	17	2	4	3	0	0	11	
2	Jahsi White	G	32:12	3-4	1-1	4-5	3	7	10	3	4	11	1	4	2	0	0	6
25	Jeremiah Williams	G	38:58	2-7	1-3	0-0	0	2	2	0	2	5	4	5	3	1	0	3
10	Jake Forrester	G	09:31	0-1	0-0	0-0	1	1	2	3	1	0	0	0	0	0	1	
24	Zach Hicks	G	27:00	3-4	3-4	2-2	0	4	4	1	1	11	1	1	1	0	2	
4	Hysier Miller	F	09:23	0-0	0-0	0-0	0	2	2	2	0	0	1	2	0	0	0	
3	Sage Tolbert	F	04:10	0-0	0-0	0-0	0	1	1	0	0	0	1	0	0	0	-5	
Team							1	5	6	0	0							
Totals			22:46	6-17	19-23	11	25	37	21	21	69	9	19	11	5	1	5	

Shooting By Period			
1st	FG%	13-24	54.2%
2nd	FG%	3-5	60.0%
3rd	FG%	2-4	50%
4th	FG%	9-24	37.5%
1st	3PT%	3-12	25.0%
2nd	3PT%	1-7	14.3%
3rd	3PT%	2-4	50%
4th	3PT%	6-17	35.3%
1st	GM FG%	22-46	47.8%
2nd	GM FG%	19-23	82.6%

Dead Ball Rebounds: 2

Tulsa - 64

Record: 6-8 (3-3)

Technical Fouls:NONE

NO.	Name	Min	FG		3P	FT	Rebounds		Fouls		TP	AS	TO	ST	Blocks		+/-	
			M.A.	M.A.	M.A.	OR	DR	OR	DR	FF					PF	BS		BA
41	Jeriah Horne	F	34:50	3-16	1-7	8-11	3	4	7	2	8	15	1	0	2	0	0	-4
12	Nikita Konstanyntovskiy	C	10:25	1-3	0-0	0-0	0	1	4	2	2	1	0	1	1	0	0	-8
0	Curtis Hayward II	G	16:54	0-2	0-2	2-3	0	0	0	4	2	0	1	0	0	0	-8	
14	Anthony Pritchard	G	21:09	1-6	0-2	0-0	3	2	5	0	1	2	3	3	1	0	0	-3
31	LaDavius Draine	G	28:48	4-5	4-4	0-0	1	2	3	0	12	0	3	3	0	0	1	
25	Ray Idowu	F	20:04	6-8	0-0	2-2	2	3	5	2	3	14	2	3	0	0	1	
1	Sam Griffin	G	24:15	2-9	0-5	4-4	0	0	2	2	3	8	2	2	0	0	0	
11	Darien Jackson	F	25:20	3-7	1-3	0-0	0	1	1	4	0	7	1	1	1	0	-5	
10	Tim Dalger	G	11:50	0-3	0-0	0-0	0	1	1	1	0	0	0	0	0	0	-2	
3	Sterling Gaston-Chapman	F	06:25	1-1	0-0	0-0	1	1	2	1	0	2	0	0	0	0	-4	
Team							2	2	0	0	0							
Totals			21:60	6-23	16-20	15	17	32	21	21	64	10	13	11	1	5	-5	

Shooting By Period			
1st	FG%	9-31	29.0%
2nd	FG%	4-12	33.3%
3rd	FG%	6-7	85.7%
4th	FG%	12-29	41.4%
1st	3PT%	2-11	18.2%
2nd	3PT%	10-13	76.9%
3rd	3PT%	21-60	35.0%
4th	3PT%	6-23	26.1%
1st	GM FG%	16-20	80.0%

Dead Ball Rebounds: 0

Biggest lead	TMP		TSL		Points from Turnovers	Turnovers	Period by Period Scoring		1st	2nd	TOT
	11 (1st 3:51)	5 (2nd 13:01)	13	21			31	38			
Best Scoring Run	13 (2nd 7:12)		9 (2nd 14:09)		6	26	24				
Lead Changes	6		0		Fast Breaks	9		13			
Times Tied	4		0		Bench	12		6			
Time with Lead	33:25		04:03		MEM	34		33		67	

Game 15: Tulsa 64 • Houston 66

Jan. 15, 2022 • Tulsa, Okla. (Reynolds Center) • Attendance: 3,349

2021-22 Game Box Scores

Game 17: Tulsa 81 • Memphis 83

Jan. 23, 2022 • Tulsa, Okla. (Reynolds Center) • Attendance: 3,524



Official Basketball Box Score - Final
 Memphis at Tulsa
 01/23/22 Donald W. Reynolds Center, Tulsa, Okla.
 2021-22 Men's Basketball

Game Time: 2:00 PM
 Game Duration: 2:18
 Attendance: 3,524

NO.	Name	Min	FG		3P		FT		Rebounds		Fouls	TP	AS	TO	ST	Blocks		+/-	
			M	A	M	A	O	R	O	R						DR	TR		BS
1	Elmon Bates	F	26:29	3-10	1-6	0-0	0-3	3	2	1	7	4	2	0	0	0	0	1	-3
23	Malcolm Dandridge	C	17:45	4-4	0-0	1-4	2	4	4	3	9	1	1	2	1	0	0	9	-9
0	Earl Timberlake	G	18:04	3-6	0-0	0	1	4	0	6	0	1	1	0	0	0	0	1	-3
10	Alex Lomax	G	32:06	2-7	0-2	4-6	0	4	4	1	5	8	7	0	1	0	0	6	-6
11	Lester Quinones	G	23:13	3-6	3-4	0-0	0	0	0	3	9	0	0	0	1	0	0	4	-4
20	Josh Minniti	F	29:56	4-8	0-1	10-10	1	4	5	9	4	8	18	2	1	2	0	0	4
4	Chandler Lawson	G	15:59	1-1	0-0	0-3	0	2	2	4	2	2	0	0	0	1	0	-5	-5
14	Tyler Harris	G	33:15	8-13	6-10	2-2	0	0	0	4	1	24	2	3	1	0	0	3	-3
3	Tadarlis Jacobs	F	03:13	0-0	0-0	0-0	0	0	0	0	1	0	0	0	0	0	0	-8	
Team				28:55	10-23	17-25	7	20	27	25	20	8	9	8	2	0	2	2	
Totals				28:55	10-23	17-25	7	20	27	25	20	8	9	8	2	0	2	2	

Officials: Brian Dorsey, Doug Simons, Jeb Hartness

Shooting By Period			
	1st	2nd	3rd
1st FG%	11-31 35.5%	5-12 41.7%	3-9 33.3%
3PT%	1-4 25%	4-10 40%	4-10 40%
FT%	6-8 75%	17-24 70.8%	11-17 64.7%
2nd FG%	17-24 70.8%	11-17 64.7%	3-9 33.3%
3PT%	5-11 45.5%	11-17 64.7%	4-10 40%
FT%	11-17 64.7%	20-25 80%	10-13 76.9%
GM FG%	29-55 52.7%	23-47 48.9%	13-30 43.3%
3PT%	10-23 43.5%	17-25 68%	10-13 76.9%
FT%	17-25 68.0%	10-13 76.9%	4-10 40%

Dead Ball Rebounds: 3:0

Technical Fouls: NONE

NO.	Name	Min	FG		3P		FT		Rebounds		Fouls	TP	AS	TO	ST	Blocks		+/-
			M	A	M	A	O	R	O	R						DR	TR	
41	Jeriah Horne	F	36:03	1-5	1-3	16-18	0	7	7	2	19	2	3	1	0	0	-2	-2
12	Nikita Konstantinovskiy	C	12:12	1-3	0-0	4-4	3	1	4	2	2	6	0	1	0	0	0	-3
11	Darien Jackson	G	35:21	5-11	2-5	3-4	0	4	4	3	2	15	1	1	1	0	0	-2
14	Anthony Pritchard	G	10:38	0-1	0-0	0	0	1	1	0	0	4	3	0	0	0	0	-2
31	LaDavius Draine	G	31:23	4-7	4-6	0-0	1	5	6	1	12	1	1	1	0	0	-2	
1	Sam Griffin	F	27:31	5-11	2-4	1-2	0	2	2	1	4	13	3	3	1	0	0	-4
0	Curtis Hayward II	F	17:19	1-1	1-1	0-0	0	2	2	3	1	3	0	0	0	0	0	-3
25	Ray Idoiw	F	14:13	3-3	0-0	0	0	1	0	1	5	2	6	0	0	0	-3	
10	Tim Dalger	F	15:20	3-5	0-1	1-3	1	3	4	2	7	2	1	0	0	0	0	-9
Team						2	2	2	2	0	0	1						
Totals				23:47	10-20	25-31	8	25	33	20	25	81	16	14	4	0	2	-2

Technical Fouls: NONE

Shooting By Period			
	1st	2nd	3rd
1st FG%	13-25 52.0%	6-11 54.5%	4-9 44.4%
3PT%	1-4 25%	14-17 82.4%	10-12 83.3%
FT%	10-22 45.5%	4-9 44.4%	11-14 78.6%
2nd FG%	10-22 45.5%	4-9 44.4%	11-14 78.6%
3PT%	4-9 44.4%	11-14 78.6%	11-14 78.6%
GM FG%	23-47 48.9%	10-20 50%	13-30 43.3%
3PT%	10-20 50%	17-25 68%	10-13 76.9%
FT%	25-31 80.6%	10-13 76.9%	4-10 40%

Dead Ball Rebounds: 2:0

Technical Fouls: NONE

		MEM	TLS	Points from Turnovers		MEM	TLS	Period by Period Scoring		
		MEM	TLS	1st	2nd	TOT	1st	2nd	TOT	
Biggest lead		7 (2 nd 4:06)	15 (2 nd 19:41)	13	11					
Best Scoring Run		8 (2 nd 15:45)	7 (1 st 7:13)	28	22		33	50	83	
Lead Changes		4	0	Fast Breaks	8	11				
Times Tied		0	0	Bench	44	29				
Time with Lead		08:44	30:42				TLS	46	35	81

Game 18: Tulane 97 • Tulsa 63

Jan. 26, 2022 • New Orleans, La. (Devlin Fieldhouse) • Attendance: 1,345



Official Basketball Box Score - Final
 Tulsa at Tulane
 01/26/22 Aaron B. Fogelman Arena in Devlin Fieldhouse, New Orleans
 2021-22 Men's Basketball

Game Time: 8:00 PM
 Game Duration: 2:00
 Attendance: 1,345

NO.	Name	Min	FG		3P		FT		Rebounds		Fouls	TP	AS	TO	ST	Blocks		+/-
			M	A	M	A	O	R	O	R						DR	TR	
10	Tim Dalger	F	16:29	2-5	1-2	4-7	0	5	2	3	9	1	1	0	0	0	0	-3
12	Nikita Konstantinovskiy	C	14:02	2-2	0-0	2-3	0	2	2	1	3	2	6	0	0	0	0	-3
1	Sam Griffin	G	34:33	6-14	5-12	4-4	0	1	1	1	3	21	5	3	0	0	0	-28
11	Darien Jackson	G	24:57	0-4	0-0	3-6	1	1	2	2	7	3	2	0	0	0	0	-24
31	LaDavius Draine	G	22:00	2-4	1-2	0-0	1	4	5	1	1	5	1	2	1	0	0	-21
25	Ray Idoiw	F	20:41	0-5	0-0	2-2	1	3	4	2	1	10	1	3	0	0	0	-35
41	Jeriah Horne	F	04:00	0-1	0-0	0	0	1	0	1	0	1	0	0	0	0	0	-5
0	Curtis Hayward II	F	28:01	1-6	1-4	0-0	0	0	0	2	3	4	3	0	0	0	0	-22
14	Jeriah Horne	F	24:17	2-3	0-1	0-0	0	1	1	3	0	4	2	1	0	0	0	-26
4	Seyvyn Ekamill	G	02:33	0-1	0-0	0-0	0	0	0	1	0	0	0	0	0	0	0	2
3	Stefing Gaston-Chapman	F	04:12	0-1	0-0	0-0	0	0	0	0	0	0	0	0	0	0	0	2
5	Peyton Urbancic	G	02:45	0-0	0-0	2-3	0	0	0	0	1	2	0	0	0	0	0	0
23	Ari Seals	F	01:50	0-0	0-0	0-0	0	0	0	0	0	0	0	0	0	0	0	-3
Team						4	1	5	0	0	0							
Totals				19:46	8-24	17-25	8	18	26	16	18	63	16	1	3	3	-34	

Technical Fouls: NONE

NO.	Name	Min	FG		3P		FT		Rebounds		Fouls	TP	AS	TO	ST	Blocks		+/-
			M	A	M	A	O	R	O	R						DR	TR	
24	Kevin Cross	F	20:57	6-10	0-0	3-3	1	7	8	4	4	15	3	2	1	1	0	19
1	Sam James	G	31:36	3-6	2-3	0-0	0	0	0	3	1	8	8	2	1	0	0	23
3	Jalen Cook	G	31:16	8-12	4-7	3-4	1	3	4	2	3	23	4	1	2	0	0	31
20	DeVon Baker	G	26:30	4-9	0-1	2-2	1	1	2	2	1	2	0	2	0	0	0	15
25	Jaylen Forbes	G	34:21	7-10	6-8	4-5	1	4	5	0	2	3	24	3	0	1	0	32
23	R.J. McGee	F	21:49	2-4	1-2	0-0	1	0	1	0	1	5	0	0	1	0	0	26
15	Quentin Scott	F	06:10	2-2	0-0	1-3	0	0	0	0	1	3	0	0	0	0	0	7
33	Tylan Pope	F	11:36	2-4	0-0	1-3	4	1	0	4	0	2	0	0	0	0	0	9
4	Nobal Days	F	10:08	0-0	0-0	0	0	2	2	2	0	0	0	0	1	0	0	8
10	Oton Jankovic	G	02:45	0-0	0-0	0	0	1	1	1	0	0	0	0	0	0	0	0
22	Scott Spencer	F	02:45	1-1	1-1	0-0	0	0	0	0	0	0	3	0	0	0	0	0
11	Sandy Ryan	F	00:43	0-0	0-0	0-0	0	0	0	0	0	0	0	0	0	0	0	0
Team						1	3	4	0	0	0	2						
Totals				35:58	14-22	13-17	7	24	31	18	16	97	20	7	10	3	3	-34

Technical Fouls: NONE

		TLA	TUL	Points from Turnovers		TLA	TUL	Period by Period Scoring	
		TLA	TUL	1st	2nd	TOT	1st	2nd	TOT
Biggest lead		3 (1 st 19:17)	34 (2 nd 4:26)	24	24		31	32	63
Best Scoring Run		5 (1 st 10:06)	13 (1 st 9:59)	6	10		52	45	97
Lead Changes		3	0	Fast Breaks	3	15			
Times Tied		3	0	Bench	19	17			

2022-23 MEN'S BASKETBALL

Game 21: Temple 67 • Tulsa 58

Feb. 5, 2022 • Philadelphia, Pa. (Liacouras Center) • Attendance: 5,045



Official Basketball Box Score - Final
Tulsa at Temple
02/05/22 Donald W. Reynolds Center, Philadelphia
2021-22 Men's Basketball

Game Time: 2:00 PM
Game Duration: 2:01
Attendance: 5,045

Officials: Keith Patterson, Lucas Santos, Zelon Shead

Tulsa - 58												Record: 7-14 (3-9)											
NO. Name	Min	FG	3P	FT	Rebounds	Fouls	TP	AS	TO	ST	Blocks	+/-	1st	2nd	3rd	4th	5th	6th	7th	8th	9th		
		M/A	M/A	M/A	OR	DR	PF	FF	FD	BS	BA												
41 Jeriah Horne	F	35:39	4-9	0-3	2-3	11	6	7	1	2	10	0	1	2	0	0	0	0	0	0	0	0	
12 Nikita Konstantynovskiy	C	12:20	0-2	0-0	0-0	1	3	4	0	0	0	0	0	0	1	0	0	0	0	0	0	0	
1 Sam Griffin	G	32:50	3-15	1-8	4-4	11	4	5	2	4	11	2	3	0	0	0	0	0	2	-12			
11 Darien Jackson	G	29:20	3-4	0-1	0-2	1	1	2	4	2	6	2	4	1	0	0	0	0	0	0	0	0	
31 LaDavius Draine	G	09:22	2-4	0-2	0-0	2	3	4	5	3	4	1	1	0	0	0	0	0	0	2			
0 Curtis Hayward II	G	27:02	2-5	1-4	1-1	0	2	2	2	1	6	1	1	1	0	0	0	0	0	18			
3 Sterling Gaston-Chapman	G	06:45	0-0	0-0	0-0	1	1	2	0	0	0	0	0	0	0	0	0	0	0	-5			
25 Rey Idowu	G	30:16	8-8	0-0	5-7	3	1	4	2	9	21	0	3	0	0	0	0	0	0	-12			
10 Tim Dalger	G	01:42	0-0	0-0	0-0	0	1	0	0	0	0	1	0	0	0	0	0	0	0	0	-2		
14 Anthony Pritchard	G	14:44	0-3	0-0	0-0	3	3	2	0	0	5	1	0	0	0	0	0	0	0	0	0	0	
Team																							
Totals		22:50	2-18	12-17	10-26	36	18	18	59	10	16	4	1	2	9								

Temple - 67												Record: 13-7 (6-3)											
NO. Name	Min	FG	3P	FT	Rebounds	Fouls	TP	AS	TO	ST	Blocks	+/-	1st	2nd	3rd	4th	5th	6th	7th	8th	9th		
		M/A	M/A	M/A	OR	DR	PF	FF	FD	BS	BA												
11 Nick Jourdain	F	34:07	6-13	0-3	3-4	6	6	12	4	6	15	1	2	1	2	0	0	0	0	-2			
14 Arashna Parks	F	15:24	1-2	0-0	1-2	0	1	1	2	2	3	0	0	0	1	0	0	0	0	-2			
1 Darnin Dunn	G	27:21	5-13	0-5	1-2	2	4	5	3	11	1	3	0	0	0	0	0	0	0	12			
2 Jahmi White	G	33:04	3-8	1-4	3-5	3	3	6	2	3	9	1	1	1	1	0	0	0	0	14			
25 Jeremiah Williams	G	33:12	5-11	1-4	2-2	1	4	5	1	13	4	0	4	0	0	0	0	0	11				
24 Zach Hicks	G	28:38	4-10	3-8	2-2	1	4	5	0	1	13	0	0	1	0	0	0	0	8				
4 Hysier Miller	G	12:51	1-3	0-2	0-0	0	1	1	0	0	2	0	0	0	0	0	0	0	-13				
3 Sage Toberl	G	10:59	0-1	0-0	1-2	1	1	2	2	1	1	1	0	0	0	0	0	0	-2				
23 Quincy Ademokoya	G	03:20	0-0	0-0	0-0	0	0	0	1	0	0	0	0	0	0	0	0	0	0	7			
21 Emmanuel Okpomo	G	01:04	0-0	0-0	0-2	0	0	0	1	1	0	0	0	0	0	0	0	0	-2				
Team																							
Totals		25:61	4-23	13-21	14	22	36	18	18	67	16	7	8	2	1	9							

Biggest lead	TLS		Points from Turnovers	CIN	TEM	Period by Period Scoring						
	1st	2nd				TOT	1st	2nd	TOT			
Best Scoring Run	7	2 nd 12-23	7	11	11	21	37	58				
Lead Changes	5											
Times Tied	6											
Time with Lead	04:43	30:18										

Game 22: Tulsa 71 • ECU 73

Feb. 8, 2022 • Tulsa, Okla. (Reynolds Center) • Attendance: 2,809



Official Basketball Box Score - Final
East Carolina at Tulsa
02/08/22 Donald W. Reynolds Center, Tulsa
2021-22 Men's Basketball

Game Time: 7:00 PM
Game Duration: 2:15
Attendance: 2,809

Officials: Olendis Poole, Jason Baker, Chuck Jones

East Carolina - 73												Record: 12-11 (3-8)											
NO. Name	Min	FG	3P	FT	Rebounds	Fouls	TP	AS	TO	ST	Blocks	+/-	1st	2nd	3rd	4th	5th	6th	7th	8th	9th		
		M/A	M/A	M/A	OR	DR	PF	FF	FD	BS	BA												
13 Vance Jackson	F	35:50	8-14	6-11	0-0	1	3	4	2	3	22	1	4	0	0	0	0	0	0	0	0	0	
20 Alanzo Fink	F	16:00	1-2	0-0	2-4	1	0	1	4	3	4	0	0	1	0	0	0	0	0	0	0	0	
2 Trenton Newton	G	38:06	4-11	0-5	1-3	0	3	3	0	3	9	5	3	0	0	0	0	0	0	-1			
3 RJ Felton	G	05:14	1-3	1-3	0-0	0	1	1	1	0	3	0	2	1	0	0	0	0	0	-4			
12 Tremont Robinson-White G	32:17	5-7	3-4	0-0	4	2	0	0	4	2	13	6	1	2	1	0	0	0	1				
4 Brandon Suggs	G	30:21	2-8	0-3	2-2	0	3	3	3	4	6	6	3	5	0	0	0	0	0	1			
0 Alexis Reyes	G	14:02	1-4	0-3	0-0	0	1	1	1	0	2	0	0	0	0	0	0	0	0	-1			
21 Ludgy Debaut	G	16:13	3-3	0-0	2-2	1	1	2	4	1	8	0	0	0	1	0	0	0	0	0			
23 Brandon Johnson	G	08:46	3-3	0-0	0-0	2	2	4	1	0	6	0	0	2	0	0	0	0	0	-1			
25 Marlon Leslin	G	04:01	0-0	0-0	0-0	1	0	1	0	1	0	0	0	0	1	0	0	0	0	5			
Team																							
Totals		28:55	10-29	7-11	6	19	25	19	14	73	18	14	12	2	0	2							

Tulsa - 71												Record: 7-15 (1-10)											
NO. Name	Min	FG	3P	FT	Rebounds	Fouls	TP	AS	TO	ST	Blocks	+/-	1st	2nd	3rd	4th	5th	6th	7th	8th	9th		
		M/A	M/A	M/A	OR	DR	PF	FF	FD	BS	BA												
25 Rey Idowu	F	34:15	4-6	0-0	8-10	1	4	5	1	7	16	1	1	2	0	0	0	0	0	-3			
41 Jeriah Horne	F	35:20	6-10	4-6	2-2	11	5	6	3	3	18	2	2	3	0	0	0	0	0	-7			
1 Sam Griffin	G	28:16	5-11	2-5	0-0	0	1	1	0	0	12	2	3	0	0	0	0	0	2	-2			
11 Darien Jackson	G	30:21	4-7	0-1	4-4	2	4	6	2	4	12	4	3	0	0	0	0	0	1				
31 LaDavius Draine	G	11:14	1-3	1-3	0-0	1	2	3	1	0	3	0	0	0	0	0	0	0	0	1			
0 Curtis Hayward II	G	24:55	0-3	0-3	0-2	0	3	3	1	0	2	1	1	0	0	0	0	0	0	-13			
10 Tim Dalger	G	07:03	2-3	0-2	0-1	0	1	0	1	0	4	1	0	0	0	0	0	0	0	4			
12 Nikita Konstantynovskiy	G	04:16	1-1	0-0	2-4	0	1	1	2	2	4	0	1	0	0	0	0	0	0	3			
14 Anthony Pritchard	G	22:26	0-2	0-0	2-2	0	2	2	1	1	2	2	3	1	0	0	0	0	0	-5			
3 Sterling Gaston-Chapman	G	01:54	0-0	0-0	0-0	0	0	0	0	0	2	0	0	0	0	0	0	0	0	-3			
Team																							
Totals		23:46	7-19	18-26	8	22	30	14	19	71	12	17	10	0	2	-2							

Biggest lead	ECU		Points from Turnovers	ECU	TLS	Period by Period Scoring						
	1st	2nd				TOT	1st	2nd	TOT			
Best Scoring Run	12	2 nd 7-49	10	12	10	27	46	73				
Lead Changes	15											
Times Tied	9											
Time with Lead	10:28	26:35										

Game 23: Tulsa 83 • Cincinnati 77

Feb. 12, 2022 • Tulsa, Okla. (Reynolds Center) • Attendance: 3,405



Official

2021-22 Game Box Scores

Game 25: South Fla. 57 • Tulsa 65

Feb. 19, 2022 • Tampa, Fla. (Yuengling Center) • Attendance: 2,085



Official Basketball Box Score - Final
Tulsa at South Fla.
02/19/22 Yuengling Center, Tampa
2021-22 Men's Basketball
Game Time: 12:00 PM
Game Duration: 1:57
Attendance: 2,085
Officials: Mike Nance, Will Howard, Bharat Ramananan

		Record: 9-18 (3-11)																							
NO.	Name	Min	FG M/A	3P M/A	FT M/A	Rebounds OR DR TOT	Fouls PF FD	TP AS	ST	Blocks BS BA	+	-													
25	Rey Idowu	F 26:53	6-10	0-0	1-1	1 7	8 2	2 2	13	1 1	0 0	1 7													
41	Jeriah Horne	F 34:27	3-12	2-7	0-0	0 3	3 4	1 8	4 6	3 0	2 11														
1	Sam Griffin	G 31:57	8-12	4-6	3-4	0 3	3 1	2 23	3 2	2 0	0 10														
11	Darien Jackson	G 28:38	2-3	0-0	4-4	0 1	1 2	3 8	0 1	0 0	0 10														
14	Anthony Pritchard	G 32:47	1-2	0-1	6-6	0 5	5 2	5 8	3 3	2 1	0 12														
0	Curtis Hayward II	23:05	0-1	0-1	0-0	0 1	1 0	0 0	2 1	0 0	1 0	-6													
12	Nikita Konstantynovskiy	04:18	0-0	0-0	0-0	1 1	2 1	0 0	0 0	0 0	0 0	-5													
31	LaDavius Draine	02:25	0-0	0-0	0-0	0 0	0 0	0 0	0 0	0 0	0 0	-2													
3	Sterling Gaston-Chapman	01:08	0-0	0-0	0-0	0 0	0 0	0 0	0 2	1 0	0 0	-3													
10	Tim Dalger	14:22	2-2	1-1	0-2	0 3	3 1	1 5	1 2	0 0	0 3														
Team												22:42	7-16	14-17	3 28	31	13	14	65	14	19	8	2	4	8
													Technical Fouls:NONE												

		Record: 7-19 (2-12)																							
NO.	Name	Min	FG M/A	3P M/A	FT M/A	Rebounds OR DR TOT	Fouls PF FD	TP AS	ST	Blocks BS BA	+	-													
20	Sam Hines Jr.	F 15:51	0-1	0-0	1-2	1 2	3 0	2 1	1 2	0 0	0 0	-7													
54	Russell Tchewa	C 33:23	6-13	0-0	1-1	5 2	7 3	2 13	0 3	1 0	0 0	-13													
1	Javon Greene	G 32:13	4-14	3-10	4-4	0 3	3 4	1 15	1 2	0 0	0 3														
10	Serrel Smith Jr.	G 36:01	1-10	1-8	2-2	0 1	1 2	1 5	3 3	2 2	0 0	-8													
23	Caleb Murphy	G 30:18	5-9	0-0	0-0	1 3	4 2	0 10	3 1	1 0	0 0	-9													
11	Trey Moss	03:16	0-1	0-0	0-0	0 0	0 0	0 0	1 0	1 0	0 0	0													
14	Bayron Matos	05:16	0-0	0-0	0-1	0 2	2 0	1 0	0 1	0 0	0 0	3													
15	Corey Walker Jr.	18:33	2-4	0-0	2-2	3 3	6 2	2 6	1 0	2 2	1 5														
3	DJ Patrick	19:33	3-7	1-3	0-0	1 3	4 2	0 7	1 0	0 0	0 0	9													
5	Jake Boggs	06:06	0-1	0-0	0-0	1 0	1 0	1 0	0 0	0 0	0 0	-6													
Team												21:60	5-22	10-12	12 19	31	14	13	57	11	13	7	4	2	-8
													Technical Fouls:NONE												

		TUL	USF	Points from		TUL	USF	Period by Period Scoring	
Biggest lead		12 (2 nd 6:49)	8 (1 st 9:43)	Turnovers	14	20			
Best Scoring Run		11 (2 nd 18:13)	7 (1 st 11:48)	Paint	30	22			
Lead Changes		4		Second Chance	2	10	TUL	32 33 65	
Times Tied		5		Fast Breaks	8	0	USF	27 30 57	
Time with Lead		23:37	09:08	Bench	5	13			

Game 26: SMU 75 • Tulsa 61

Feb. 23, 2022 • Dallas, Texas (Moody Coliseum) • Attendance: 3,877



Official Basketball Box Score - Final
Tulsa at SMU
02/23/22 Moody Coliseum, Dallas, Texas
2021-22 Men's Basketball
Game Time: 7:02 PM
Game Duration: 1:55
Attendance: 3,877
Officials: Bret Lonov, Daron George, Courtney Green

		Record: 9-17 (3-12)																							
NO.	Name	Min	FG M/A	3P M/A	FT M/A	Rebounds OR DR TOT	Fouls PF FD	TP AS	ST	Blocks BS BA	+	-													
25	Rey Idowu	F 21:38	1-2	0-0	1-2	1 3	4 0	1 3	1 2	0 0	0 1	-25													
41	Jeriah Horne	F 35:26	8-14	5-7	3-3	1 4	5 0	2 24	4 3	0 2	1 -15														
1	Sam Griffin	G 19:04	2-12	1-6	0-0	0 3	0 1	5 1	2 1	0 0	-31														
11	Darien Jackson	G 32:28	1-4	1-3	1-2	0 1	1 2	1 4	2 1	1 0	0 0	-5													
14	Anthony Pritchard	G 20:54	3-7	0-0	1-1	0 3	3 4	2 7	1 1	1 0	2 -2														
10	Tim Dalger	15:09	0-4	0-1	4-4	0 4	4 3	2 4	1 1	1 0	0 5														
0	Curtis Hayward II	26:14	0-2	0-1	2-2	0 1	1 3	1 2	2 1	0 1	0 7														
12	Nikita Konstantynovskiy	07:48	2-3	0-0	0-0	1 1	2 0	0 4	1 0	1 1	1 7														
31	LaDavius Draine	15:49	1-4	1-4	0-0	0 1	1 0	0 3	0 0	0 0	0 -12														
3	Sterling Gaston-Chapman	05:31	2-3	0-0	1-1	0 0	0 3	1 5	0 0	0 0	0 4														
Team												20:55	8-22	13-15	4 23	27	15	11	61	13	11	5	4	5	-14
													Technical Fouls:Pritchard 2 nd 0:16Gaston-Chapman 2 nd 0:16												

		Record: 20-6 (11-3)																							
NO.	Name	Min	FG M/A	3P M/A	FT M/A	Rebounds OR DR TOT	Fouls PF FD	TP AS	ST	Blocks BS BA	+	-													
50	Marcus Weathers	F 36:01	6-9	2-2	0-0	2 11	13 2	2 14	3 1	0 1	2 13														
3	Kendric Davis	G 34:22	5-12	0-6	7-9	0 1	1 2	7 17	7 4	1 1	1 16														
0	Dexter Dennis	G 32:24	4-9	4-9	2-2	0 4	4 1	2 14	2 0	2 0	0 13														
10	Zach Nuttall	G 23:26	2-4	2-4	0-0	1 1	2 0	6 1	3 2	0 0	0														
23	Michael Weathers	G 29:26	4-9	0-3	3-4	2 4	6 3	2 11	1 3	1 2	1 -3														
33	Franklin Aguanne	11:23	1-1	0-0	0-0	0 4	4 1	0 2	1 0	0 0	0 10														
1	Cheric Phelps	08:56	1-3	0-0	0-0	1 1	0 0	2 1	1 0	0 0	0 1														
13	Stefan Todorovic	16:09	3-6	3-5	0-0	1 2	3 0	0 9	2 0	0 0	0 19														
25	Tristan Clark	07:36	0-0	0-0	0-0	0 2	2 0	0 0	1 1	0 0	0 1														
15	Darius McBride	00:17	0-0	0-0	0-0	0 0	0 0	0 0	0 0	0 0	0 0														
Team												26:53	11-29	12-15	5 31	36	13	13	75	18	13	7	5	4	-14
													Technical Fouls:Nuttall 2 nd 0:16Davis 2 nd 0:16												

		Tulsa	SMU	Points from		Tulsa	SMU	Period by Period Scoring	
Biggest lead		3 (1 st 10:59)	22 (2 nd 10:55)	Turnovers	11	12			
Best Scoring Run		6 (1 st 10:59)	13 (2 nd 12:20)	Paint	18	24			
Lead Changes		2		Second Chance	2	2	Tulsa	37 34 61	
Times Tied		1		Fast Breaks	10	16	SMU	30 45 75	
Time with Lead		01:40	37:35	Bench	18	13			

Game 27: ECU 64 • Tulsa 59

Feb. 26, 2022 • Greenville, N.C. (Williams Arena) • Attendance: 3,569



Official Basketball Box Score - Final
Tulsa at East Carolina
02/26/22 Williams Arena at Mirgas, Greenville
2021-22 Men's Basketball
Game Time: 4:00 PM
Game Duration: 2:23
Attendance: 3,569
Officials:

		Record: 9-18 (3-13)																		
NO.	Name	Min	FG M/A	3P M/A	FT M/A	Rebounds OR DR TOT	Fouls PF FD	TP AS	ST	Blocks BS BA	+	-								
25	Rey Idowu	F 31:51	4-9	0-0	0-2	3 6	9 1	2 8	0 3	1 0	1 -9									
41	Jeriah Horne	F 34:55	3-8	1-2	7-7	1 5	6 1	4 14	2 3	0 0	0 -8									
1	Sam Griffin	G 28:30	3-11	2-7	1-2	0 2	2 0	1 9	0 0	0 0	0 -9									
11	Darien Jackson	G 29:36	6-8	3-4	2-3	0 1	0 4	3 17	3 4	0 0	1 -4									
14	Anthony Pritchard	G 06:28	0-0	0-0	0-0	0 0	0 1	0 0	0 0	0 1	0 0									
12	Nikita Konstantynovskiy	08:07	0-1	0-0	0-0	0 3	3 2	0 0	2 1	0 1	0 6									
0	Curtis Hayward II	29:46	2-2	2-2	0-0	6 6	4 2	8 5	3 0	0 0	1 8									
31	LaDavius Draine	19:56	1-4	1-4	0-0	0 2	2 3	0 3	2 0	0 1	0 -16									
10	Tim Dalger	05:47	0-0	0-0	0-0	0 2	2 0	0 0	0 0	0 0	0 -4									
3	Sterling Gaston-Chapman	05:02	0-0	0-0	0-0	0 0	0 0	2 2	0 1	0 0	0 0									
Team												2 2	4	0	0					
													Technical Fouls:NONE							

		Record: 15-13 (6-10)																		
NO.	Name	Min	FG M/A	3P M/A	FT M/A	Rebounds OR DR TOT	Fouls PF FD	TP AS	ST	Blocks BS BA	+	-								
13	Vance Jackson	F 35:43	5-12	2-4	0-1	0 2	2 1	1 12	1 0	3 0	0 0	-11								
21	Ludly Debut	C 31:46	1-3	0-0	1-2	4 3	7 2	1 3	3	2	2	0 4								
2	Tristen Newton	G 37:34	8-14	4-5	7-8	1 3	4 1	7 27	5 1	1 0	1 9									
11	JJ Miles	G 19:24	3-7	2-5	0-0	0 2	2 5	2 8	0 1	0 0	0 4									
12	Tremont Robinson-White	G 30:00	1-11	1-7	0-0	0 1	1 1	3 0	0 1	3 0	0 5									
4	Brandon Suggs	31:56	2-7	1-1	0-0	0 4	4 2	5 4	1 2	1 1	0 -9									
20	Alanzo Frink	07:40	1-1	0-0	2-3	1 2	3 4	2 2	2 0	0 0	0 -3									
23	Brandon Johnson	04:17	0-0	0-0	0-0	0 1	1 2	0 0	0 0	0 0	0 -6									
0	Alexis Reyes	01:40	0-0	0-0	2-2	0 0	0 0	0 2	0 0	0 0	0 5									
Team												1 1	2	0	0					
													Technical Fouls:NONE							

		TUL	ECU	Points from		TUL	ECU	Period by Period Scoring	
Biggest lead		9 (1 st 3:08)	7 (2 nd 2:07)	Turnovers	10	23			
Best Scoring Run		10 (1 st 3:08)	8 (1 st 18:23)	Paint	18	14			
Lead Changes		14		Second Chance	4	13	TUL	36 23 59	
Times Tied		8		Fast Breaks	0	10	ECU	34 30 64	
Time with Lead		18:14	15:46	Bench	11	11			

Game 29: Tulsa 73 • UCF 72

Mar. 6, 2022 • Tulsa, Okla. (Reynolds Center) • Attendance: 3,587



Official Basketball Box Score - Final
UCF at Tulsa
03/06/22 Donald W. Reynolds Center, Tulsa
2021-22 Men's Basketball

Game Time: 1:00 PM
Game Duration: 2:16
Attendance: 3,587

NO.	Name	Min	FG	3P	FT	Rebounds	Fouls	TP	AS	TO	ST	Blocks	+/-	
			M.A.	M.A.	M.A.	OR DR TOT	PF FD					BS BA		
23	Isaiiah Adams	F 03:04	0-0	0-0	0-0	0 0 0	0 0	0	0	1	0	0	4	
21	C.J. Walker	F 08:09	8-14	1-2	2-4	2 2 4	1 4	19	0	0	0	0	3	
34	Cheikh Mbacke Diong	F 25:24	0-1	0-0	1-4	2 6 8	4 3	1	1	3	3	0	-2	
0	Darius Johnson	G 29:54	3-7	1-4	0-0	0 5 5	4 1	7	9	2	2	0	-8	
22	Darin Green Jr.	G 37:28	7-16	5-12	2-2	2 1 3	3 1	7	0	2	0	0	15	
11	Tyren Freeman	16:49	2-5	1-2	2-2	2 1 3	2 1	7	0	0	0	0	-16	
2	Darius Perry	29:24	6-10	1-5	4-6	2 5 7	1 3	17	3	3	1	0	-7	
4	Jamille Reynolds	13:58	1-3	0-0	0-0	1 0 1	3 0	2	0	3	1	0	4	
24	Dre Fuller Jr.	05:50	0-3	0-0	0-0	1 2 3	1 0	0	0	0	0	0	2	
Team						1 2 3	0 1							
Totals		27:59	9-25	9-18	11	26	37	19	13	72	15	13	0	-1
Shooting By Period														
1 st	2 nd													
FG%	12-31 38.7%													
3PT%	6-14 42.9%													
FT%	6-6 100%													
GM FG%	15-26 53.6%													
3PT%	3-11 27.3%													
FT%	3-12 25%													
GM FG%	27-59 45.8%													
3PT%	9-25 36.0%													
FT%	9-18 50.0%													

NO.	Name	Min	FG	3P	FT	Rebounds	Fouls	TP	AS	TO	ST	Blocks	+/-		
			M.A.	M.A.	M.A.	OR DR TOT	PF FD					BS BA			
25	Rey Idowu	F 29:46	3-6	0-0	1-3	3 2 5	2 6	7	1	1	0	0	1		
41	Jeriah Home	F 37:27	7-17	5-11	2-2	2 7 9	2 2	21	1	2	1	0	5		
0	Curtis Hayward II	G 34:27	0-4	0-2	0-2	0 8 8	2 2	0	5	4	2	0	7		
11	Darien Jackson	G 35:19	8-12	3-4	3-3	0 2 2	2 2	22	2	4	0	0	6		
31	LaDavius Draine	G 12:00	1-6	1-6	0-0	0 3 3	1 0	3	0	1	2	0	-16		
1	Sam Griffin	32:01	4-9	3-6	4-4	0 2 2	2 3	15	3	2	0	0	13		
12	Nikita Konstantynovskyi	09:37	2-2	0-0	1-4	1 3 4	1 3	5	0	0	0	0	-4		
3	Sterling Gaston-Chapman	09:23	0-1	0-0	0-0	1 2 3	1 0	0	0	0	0	0	-7		
Team						1 2 3	0 1								
Totals		25:57	12-29	11-18	10	27	37	13	19	73	12	14	5	0	1
Shooting By Period															
1 st	2 nd														
FG%	9-22 40.9%														
3PT%	5-12 41.7%														
FT%	4-11 36.4%														
GM FG%	16-35 45.7%														
3PT%	7-17 41.2%														
FT%	7-17 100%														
GM FG%	25-57 43.9%														
3PT%	12-29 41.4%														
FT%	11-16 68.8%														

Biggest lead	14 (1 st 8:42)	1 (2 nd 0:00)	Points from Turnovers	8	5
Best Scoring Run	8 (1 st 6:42)	8 (2 nd 3:38)	Paint	24	24
Lead Changes	1	4	Second Chance	7	12
Times Tied	0	0	Fast Breaks	15	15
Time with Lead	39:02	00:00	Bench	26	20

Period by Period Scoring			
1st	2nd	TOT	
UCF	36	36	72
TLS	27	46	73

Game 30: Wichita State 67 • Tulsa 73

Mar. 10, 2022 • Fort Worth, Texas (Dickies Arena) • Attendance: 6,727



Official Basketball Box Score - Final
Tulsa at Wichita St.
03/10/22 Dickies Arena, Fort Worth
2021-22 Men's Basketball

Game Time: 2:00 PM
Game Duration: 2:07

NO.	Name	Min	FG	3P	FT	Rebounds	Fouls	TP	AS	TO	ST	Blocks	+/-			
			M.A.	M.A.	M.A.	OR DR TOT	PF FD					BS BA				
25	Rey Idowu	F 27:23	4-7	0-0	2-7	4 5 9	5 6	10	2	1	1	2	0	-1		
41	Jeriah Home	F 36:52	6-11	3-4	2-4	1 9 10	1 2	17	2	0	1	0	0	4		
0	Curtis Hayward II	G 38:32	1-4	0-1	0-0	1 2 3	4 1	2	2	4	2	2	0	6		
1	Sam Griffin	G 37:04	5-15	3-10	8-9	0 2 2	1 5	21	1	1	1	0	0	12		
11	Darien Jackson	G 37:32	8-14	1-4	3-4	2 7 9	2 4	20	2	1	1	2	1	3		
12	Nikita Konstantynovskyi	10:10	0-1	0-0	1-2	2 1 3	2 1	1	1	1	0	2	1	-1		
31	LaDavius Draine	06:00	0-0	0-0	2-2	0 0 0	1 1	2	0	1	0	0	0	0		
10	Tim Dalger	01:59	0-0	0-0	0-0	0 0 0	0 0	0	0	0	0	0	0	-2		
3	Sterling Gaston-Chapman	04:28	0-1	0-1	0-0	0 0 0	0 0	0	0	0	0	0	0	9		
Team						1 1 2	0 0									
Totals		24:53	7-20	18-28	11	27	38	16	20	73	10	9	6	8	2	6
Shooting By Period																
1 st	2 nd															
FG%	13-28 46.4%															
3PT%	4-11 36.4%															
FT%	4-5 80%															
GM FG%	11-27 40.7%															
3PT%	3-9 33.3%															
FT%	14-23 60.9%															
GM FG%	24-53 45.3%															
3PT%	7-20 35.0%															
FT%	18-28 64.3%															

NO.	Name	Min	FG	3P	FT	Rebounds	Fouls	TP	AS	TO	ST	Blocks	+/-		
			M.A.	M.A.	M.A.	OR DR TOT	PF FD					BS BA			
24	Morris Udese	F 25:59	1-4	0-0	2-2	4 2 6	3 3	4	0	1	1	0	2	9	
32	Joe Plessant	F 13:40	0-0	0-0	0-0	0 3 3	0 0	0	0	0	1	0	-15		
0	Dexter Dennis	G 36:16	3-8	1-5	3-5	2 4 6	2 3	10	1	0	1	0	-5		
1	Tyson Etienne	G 38:52	5-16	2-8	2-2	2 3 5	5 1	14	5	2	1	0	-3		
4	Ricky Council IV	G 22:21	5-12	2-5	7-7	1 4 5	2 4	19	0	3	0	0	1	-3	
22	Qua Grant	28:51	5-12	2-6	1-1	0 2 2	4 2	13	3	1	0	0	-1		
5	Clarence "Monzy" Jackson	14:55	1-3	0-2	0-0	0 4 4	0 2	0	2	1	0	0	3		
11	Kenny Polko	13:59	1-3	0-0	1-2	3 0 3	2 1	3	1	0	0	1	4		
2	Chaunce Jenkins	05:07	1-2	0-0	0-0	0 0 0	2 0	2	0	0	0	0	0	3	
Team						1 1 2	0 0								
Totals		22:60	7-26	16-19	13	23	36	20	16	67	10	4	2	8	-6
Shooting By Period															
1 st	2 nd														
FG%	9-30 30.0%														
3PT%	4-12 33.3%														
FT%	2-4 50%														
GM FG%	13-30 43.3%														
3PT%	3-14 21.4%														
FT%	14-15 93.3%														
GM FG%	22-60 36.7%														
3PT%	7-26 26.9%														
FT%	16-19 84.2%														

Biggest lead	16 (2 nd 12:40)	3 (1 st 19:32)	Points from Turnovers	20	8
Best Scoring Run	10 (2 nd 17:28)	8 (2 nd 9:55)	Paint	34	26
Lead Changes	3	16	Second Chance	13	16
Times Tied	1	0	Fast Breaks	15	2
Time with Lead	37:02	01:45	Bench	3	20

Period by Period Scoring			
1st	2nd	TOT	
TUL	34	39	73
WSU	24	43	67

Game 31: SMU 83 • Tulsa 58

Mar. 11, 2022 • Fort Worth, Texas (Dickies Arena) • Attendance: 7,086




Official Basketball Box Score - Final
Tulsa at SMU
03/11/22 Dickies Arena, Fort Worth
2021-22 Men's Basketball

Game Time: 6:00 PM
Game Duration: 2:04

NO.	Name	Min	FG	3P	FT	Rebounds	Fouls	TP	AS	TO	ST	Blocks	+/-			
			M.A.	M.A.	M.A.	OR DR TOT	PF FD					BS BA				
25	Rey Idowu	F 22:23	2-5	0-0	1-2	2 6 8	3 1	5	1	1	0	0	-15			
41	Jeriah Home	F 39:06	4-15	0-3	4-6	2 5 7	3 4	12	4	1	1	1	-24			
0	Curtis Hayward II	G 34:32	2-7	1-3	1-2	1 5 6	2 1	6	7	5	0	1	-32			
1	Sam Griffin	G 30:56	6-21	3-11	1-1	0 1 1	1 1	13	16	1	2	0	-31			
11	Darien Jackson	G 31:28	4-8	2-2	1-1	3 3 6	3 1	11	0	2	1	1	-23			
3	Sterling Gaston-Chapman	10:55	1-2	0-0	1-4	1 0 1	1 5	3	3	0	0	0	-4			
12	Nikita Konstantynovskyi	07:13	0-0	0-0	0-0	1 3 4	0 0	0	0	0	0	0	4			
31	LaDavius Draine	23:21	2-5	1-3	0-0	1 4 5	0 0	5	1	1	0	1	-10			
Team						4 2 6	0 0									
Totals		21:63	7-22	9-16	15	29	44	17	13	58	14	12	2	5	0	-25
Shooting By Period																
1 st	2 nd															
FG%	11-32 34.4%															
3PT%	4-12 33.3%															
FT%	3-5 60%															
GM FG%	10-27 37.0%															
3PT%	3-10 30.0%															
FT%	6-11 54.5%															
GM FG%	21-53 39.6%															
3PT%	7-22 31.8%															
FT%	9-16 56.3%															

NO.	Name	Min	FG	3P	FT	Rebounds	Fouls	TP	AS	TO	ST	Blocks	+/-		
			M.A.	M.A.	M.A.	OR DR TOT	PF FD					BS BA			
50	Marcus Weathers	F 30:19	7-11	0-1	4-8	3 6 9	3 7	18	0	0	0	0	2	33	
3	Kendric Davis	G 37:26	7-23	6-15	4-4	1 4 5	2 4	24	5	1	4	0	1	26	
5	Emanuel Bandoumell	G 35:15	5-13	4-9	2-2	0 6 6	3 1	16	0	0	2	2	20		
10	Zach Nutall	G 32:55	3-8	2-7	0-0	0 4 4	1 1	8	4	1	1	1	0	13	
23	Michael Weathers	G 29:59	4-7	1-2	3-5	0 5 5	1 3	12	2	0	0	7	0	25	
25	Tristan Clark	10:26	0-1	0-0	0-0	1 3 4	0 0	0	0	0	0	0	0	6	
1	Zhuric Phelps	12:51	2-2	0-0	1-2	1 0 1	2 1	5	2	1	2	0	0	7	
33	Franklin Aguhanna	05:17	0-0	0-0	0-0	1 0 1	1 0	0	0	0	0	1	0	-3	
2	Jalen Smith	02:58	0-0	0-0	0-0	0 0 0	0 0	0	1	0	0	0	0	-4	
15	Darius McBride	01:17	0-0	0-0	0-0	0 0 0	0 0	0	0	0	0	0	0	1	
21	Jahmar Young Jr.	01:17	0-0	0-0	0-0	0 0 0	0 0	0	0	0	0	0	0	1	
Team						4 2 6	0 0								
Totals		28:65	13-34	14-21	11										

NOTES





Tulsa is in its 9th season as a member of the American Athletic Conference. Since joining The American prior to the 2014-15 season, Tulsa has 78 wins in conference play. The 2023 American Athletic Conference Championship will be played at the new Dickies Arena in Frisco, Texas.

CONFERENCE

INSIDE

- American Athletic Conference 58-59
- 2021-22 American Standings 60
- 2021-22 American Statistics 60-62

American Athletic Conference

The American Athletic Conference consists of 12 prestigious institutions: the University of Central Florida, the University of Cincinnati, East Carolina University, the University of Houston, the University of Memphis, the U.S. Naval Academy (in football only), the University of South Florida Southern Methodist University, Temple University, Tulane University, the University of Tulsa, and Wichita State University (in basketball and Olympic sports).

Under the leadership of commissioner Mike Aresco, the American Athletic Conference has fashioned an impressive list of accomplishments in the competitive arena, in the classroom and in support of student-athlete welfare. The American is firmly established as a Power 6 conference thanks to its collection of national team and individual championships, football and basketball postseason victories, expansive media rights contract with ESPN, and its commitment to providing the highest levels of support for student-athletes.

The league has produced four NCAA championship teams in addition to a College Football Playoff semifinalist, three New Year's Six bowl champions (UCF in 2013 and 2017;

Houston in 2015), two NCAA Men's Final Four participants, six Women's Final Four teams, an NIT champion, 13 NCAA individual championships, and a Rhodes Scholar. Additionally, American Athletic Conference teams have advanced to the College World Series, qualified for the match play round of the NCAA Men's Golf Championship and registered multiple top-10 finishes at the NCAA Cross Country and Outdoor Track and Field championships.

The American has seen a member school claim a spot in a New Year's Six bowl seven times in the league's first nine football seasons, including the 2021 campaign, when Cincinnati became the first American Athletic Conference team to reach the College Football Playoff. The American was the only conference to have a team in the College Football Playoff and the NCAA Men's Final Four in the 2021 calendar year.

Individual teams in The American have enjoyed some of their best football seasons in program history as members of the conference. Cincinnati has registered back-to-back top-10 finishes after the Bearcats were No. 4 in 2021

after their historic CFP appearance and No. 8 in the final 2020 national polls. UCF finished in the national top 10 twice as a conference member – in 2013 and 2017. Houston went 13-1 in the 2015 football season, setting a school record for wins, while Navy won a program-record 11 games in 2015, its first season in the conference, and matched that mark with its 2019 campaign. Memphis, which had not won 10 games in a season since 1938, has registered three 10-win seasons in the last seven years (2015, 2017, 2019), including a school-record 12 wins in 2019. Temple enjoyed its first 10-win season in school history in 2015. South Florida finished in the top 25 for the first two times in program history (2016, 2017). SMU returned to national prominence in 2019 with a 10-win season, during which the Mustangs were ranked as high as No. 14 nationally. Tulsa returned to the top 25 for the first time in 11 years in 2020. East Carolina earned a top-20 ranking in 2014, while Tulane played in three consecutive bowl games for the first time in school history.

Since the conference's reconstitution in 2013-14, teams from The American have registered top-10 national rankings in football, men's



basketball, women's basketball, baseball, men's soccer, women's soccer, women's lacrosse, men's golf, men's tennis, women's tennis, men's cross country and men's track and field.

Under The American's banner, Houston's men's basketball team reached the 2021 NCAA Final Four and was ranked No. 3 in the final coaches' poll, while Memphis claimed the 2021 NIT title. Houston's men's track and field team took third place at the 2018 and 2019 NCAA Outdoor Championships. Tulsa has registered top-six national finishes at the 2019, 2020 and 2021 NCAA Men's Cross Country Championships.

American Athletic Conference student-athletes have distinguished themselves in all facets of intercollegiate athletics. Memphis quarterback Brady White was the 2020 winner of the National Football Foundation's James V. Campbell Trophy as the top scholar-athlete in college football. Temple linebacker Tyler Matakevich won the Bednarik Award and the Nagurski Trophy as the nation's top defensive player in 2015, while Tulsa linebacker Zaven Collins repeated that feat in 2020. Houston's Ed Oliver won the 2017 Outland Trophy as the nation's best interior lineman, while Cincinnati's Coby Bryant won the 2021 Jim Thorpe Award as the top defensive back. The American has had four top-10 Heisman Trophy finishes as Navy quarterback Keenan Reynolds was fifth in 2015, UCF quarterback McKenzie Milton was eighth in 2017 and sixth in 2018, and Cincinnati quarterback Desmond Ridder was eighth in 2021. Reynolds was also selected as the winner of the 2016 AAU James E. Sullivan Award as the nation's top amateur athlete.

Additionally, SMU's Avery Acker was chosen as the Division I women's volleyball Academic All-America of the Year in 2015, South Florida star Georgina Corrick was the Division I softball Academic All-America of the Year in 2022, while Tulsa cross country standout Kirk Smith was chosen as a Rhodes Scholar in the fall of 2016.

American Athletic Conference alumni have made their mark in professional and international sports as well, beginning with the selection of UCF quarterback Blake Bortles by the Jacksonville Jaguars with the No. 3 pick in the 2014 NFL Draft. A number of American Athletic Conference athletes have been selected in the first round of the professional entry drafts in football, basketball, baseball and soccer, including former Memphis center James Wiseman, who was the No. 2 pick in the 2020 NBA Draft, and former Wichita State third-

baseman Alec Bohm, the No. 3 selection in the 2018 Major League Baseball Draft. Former SMU standout Bryson DeChambeau, who was the 2014 American Athletic Conference individual champion, went on to win the 2015 NCAA Championship, the 2015 US Amateur title and has since become one of the top players on the PGA Tour, including a win at the 2020 U.S. Open. Former Memphis tennis player Joe Salisbury, a 2014 all-conference selection, has gone on to win the 2020 Australian Open men's doubles championship and the 2021 French Open mixed doubles title. Former Tulane standout Dominik Koepfer has earned a top-50 world ranking in men's tennis. Cincinnati's Jordan Thompson led the United States volleyball team to its first gold medal in the 2020 Tokyo Olympics.

The American announced a lucrative and comprehensive media rights extension with ESPN in May of 2019, providing the conference with a stronger and more extensive presence on ESPN's primary television networks (ABC, ESPN, ESPN2, ESPN+). Since the extension took effect in the 2020-21 academic year, a minimum of 40 regular-season football telecasts and 60 regular-season men's basketball games per season will appear on those primary networks. Nearly every conference-controlled game in all sports will appear either on an ESPN network or on ESPN+. The football championship game, all rounds of the men's basketball championship, and multiple rounds of the women's basketball championship, will be on linear ESPN television networks.

The first seven American Athletic Conference Football Championships were televised by ABC as part of Championship Saturday. Subsequent

championship games will appear on either ABC or ESPN through the duration of the 12-year extension.

American Athletic Conference teams have access to the pinnacle of college football's postseason structure. An American representative would be chosen for the College Football Playoff semifinals if it is among the top four teams in the CFP selection committee's final ranking. Otherwise, the league would place its champion in a New Year's Bowl if it is ranked higher than the champions of Conference USA, the Mid-American Conference, the Mountain West Conference and the Sun Belt Conference. Additionally, The American holds primary or secondary partnerships with an expansive group of bowls for the new cycle, which began in 2020, ensuring multiple annual matchups against the nation's top conferences and providing desirable postseason destinations for member institutions.

Away from the competitive arena, The American has established itself as a leader in the area of student-athlete wellness, both through the adoption of NCAA autonomous legislation on matters including full cost of attendance and nutrition. The conference, in conjunction with its Student-Athlete Advisory Committee has also launched the Pow6rful Minds campaign to improve awareness and education on mental issues and recognize the scholarly achievements of the conference's student-athletes.



INTRO

PLAYERS

STAFF

REVIEW

AMERICAN ATHLETIC CONFERENCE

OPPONENTS

RECORDS

HISTORY

2021-22 American Athletic Conference Final Standings

AMERICAN					OVERALL				
Standings	W-L	Pct.	Home	Away	W-L	Pct.	Home	Away	Neutral
Houston*	15-3	.833	8-1	7-2	32-6	.842	16-1	9-3	7-2
SMU	13-4	.765	8-0	5-4	24-9	.727	17-1	6-5	1-3
Memphis	13-5	.722	8-1	5-4	22-11	.667	13-2	6-6	3-3
Temple	10-7	.588	6-2	4-5	17-12	.586	11-3	5-6	1-3
Tulane	10-8	.556	7-2	3-6	14-15	.483	9-4	3-8	2-3
UCF	9-9	.500	7-2	2-7	18-12	.600	13-3	4-8	1-1
Wichita State	6-9	.400	5-4	1-5	15-13	.536	11-6	3-5	1-2
Cincinnati	7-11	.389	4-5	3-6	18-15	.545	12-6	5-7	1-2
East Carolina	6-11	.353	4-4	2-7	15-15	.500	12-4	2-9	1-2
Tulsa	4-14	.222	3-6	1-8	11-20	.355	8-8	1-10	2-2
South Florida	3-15	.167	2-7	1-8	8-23	.258	6-10	2-9	0-4

*Regular Season Champions



2021-22 Team Statistics

SCORING OFFENSE

##	Team	G	W-L	Pts	Avg/G
1.	Houston	37	32-5	2800	75.68
2.	Memphis	33	22-11	2480	75.15
3.	SMU	33	24-9	2436	73.82
4.	Tulane	29	14-15	2121	73.14
5.	UCF	30	18-12	2095	69.83
6.	Cincinnati	33	18-15	2291	69.42
7.	East Carolina	30	15-15	2063	68.77
8.	Wichita St.	28	15-13	1917	68.46
9.	Tulsa	31	11-20	2089	67.39
10.	Temple	29	17-12	1936	66.76
11.	South Fla.	31	8-23	1781	57.45

SCORING DEFENSE

##	Team	G	Pts	Avg/G
1.	Houston	37	2183	59.00
2.	South Fla.	31	2012	64.90
3.	Cincinnati	33	2176	65.94
4.	Wichita St.	28	1858	66.36
5.	Temple	29	1927	66.45
6.	SMU	33	2215	67.12
7.	UCF	30	2047	68.23
8.	Memphis	33	2255	68.33
9.	Tulsa	31	2167	69.90
10.	East Carolina	30	2128	70.93
11.	Tulane	29	2080	71.72

SCORING MARGIN

##	Team	G	OFF	DEF	Margin
1.	Houston	37	75.68	59.00	+16.68
2.	Memphis	33	75.15	68.33	+6.82
3.	SMU	33	73.82	67.12	+6.70
4.	Cincinnati	33	69.42	65.94	+3.48
5.	Wichita St.	28	68.46	66.36	+2.11
6.	UCF	30	69.83	68.23	+1.60
7.	Tulane	29	73.14	71.72	+1.41
8.	Temple	29	66.76	66.45	+0.31
9.	East Carolina	30	68.77	70.93	-2.17
10.	Tulsa	31	67.39	69.90	-2.52
11.	South Fla.	31	57.45	64.90	-7.45

FREE THROW PCT

##	Team	G	FTM	FTA	Pct
1.	Tulane	29	419	554	.756
2.	East Carolina	30	436	578	.754
3.	Wichita St.	28	390	518	.753
4.	SMU	33	502	669	.750
5.	Tulsa	31	387	533	.726
6.	UCF	30	351	499	.703
7.	Memphis	33	497	716	.694
8.	Temple	29	443	652	.679
9.	Cincinnati	33	398	595	.669
10.	Houston	37	429	643	.667
11.	South Fla.	31	303	455	.666

FIELD GOAL PCT

##	Team	G	FG	FGA	Pct
1.	Houston	37	1037	2210	.469
2.	Memphis	33	889	1895	.469
3.	Tulane	29	734	1661	.442
4.	SMU	33	827	1878	.440
5.	Tulsa	31	745	1717	.434
6.	UCF	30	740	1748	.423
7.	East Carolina	30	700	1724	.406
8.	Cincinnati	33	812	2012	.404
9.	Wichita St.	28	658	1634	.403
10.	Temple	29	649	1644	.395
11.	South Fla.	31	670	1790	.374

FIELD GOAL PCT DEFENSE

##	Team	G	FGM	FGA	Pct
1.	Houston	37	729	1951	.374
2.	SMU	33	819	2074	.395
3.	Memphis	33	771	1940	.397
4.	Temple	29	678	1690	.401
5.	Cincinnati	33	764	1897	.403
6.	South Fla.	31	689	1669	.413
7.	Wichita St.	28	664	1602	.414
8.	Tulane	29	729	1741	.419
9.	UCF	30	724	1713	.423
10.	East Carolina	30	751	1736	.433
11.	Tulsa	31	768	1741	.441

3-POINT FG PERCENTAGE

##	Team	G	FG	FGA	Pct
1.	Tulane	29	234	641	.365
2.	Memphis	33	205	577	.355
3.	SMU	33	280	792	.354
4.	UCF	30	264	754	.350
5.	Houston	37	297	861	.345
6.	Tulsa	31	212	619	.342
7.	East Carolina	30	225	676	.333
8.	Cincinnati	33	269	853	.315
9.	Wichita St.	28	211	677	.312
10.	Temple	29	195	628	.311
11.	South Fla.	31	138	546	.253

3-POINT FG DEFENSE

##	Team	G	FG	FGA	Pct
1.	Houston	37	241	834	.289
2.	Temple	29	182	618	.294
3.	SMU	33	210	705	.298
4.	UCF	30	221	708	.312
5.	Cincinnati	33	182	582	.313
6.	Wichita St.	28	186	589	.316
7.	Memphis	33	266	831	.320
8.	South Fla.	31	235	695	.338
9.	Tulane	29	269	788	.341
10.	East Carolina	30	251	712	.353
11.	Tulsa	31	282	778	.362

REBOUNDING OFFENSE

##	Team	G	Reb	Avg/G
1.	Houston	37	1443	39.00
2.	Memphis	33	1280	38.79
3.	Temple	29	1124	38.76
4.	SMU	33	1246	37.76
5.	Cincinnati	33	1226	37.15
6.	Wichita St.	28	1038	37.07
7.	South Fla.	31	1114	35.94
8.	UCF	30	1057	35.23
9.	East Carolina	30	1056	35.20
10.	Tulsa	31	1011	32.61
11.	Tulane	29	917	31.62

REBOUNDING DEFENSE

##	Team	G	Reb	Avg/G
1.	Houston	37	1178	31.84
2.	Memphis	33	1079	32.70
3.	Tulsa	31	1079	34.81
4.	Wichita St.	28	976	34.86
5.	UCF	30	1068	35.60
6.	South Fla.	31	1110	35.81
7.	Temple	29	1050	36.21
8.	East Carolina	30	1087	36.23
9.	SMU	33	1223	37.06
10.	Cincinnati	33	1237	37.48
11.	Tulane	29	1136	39.17

BLOCKED SHOTS

##	Team	G	Blocks	Avg/G
1.	Memphis	33	180	5.45
2.	Houston	37	192	5.19
3.	Temple	29	134	4.62
4.	Wichita St.	28	128	4.57
5.	SMU	33	142	4.30
6.	Cincinnati	33	127	3.85
7.	South Fla.	31	116	3.74
8.	UCF	30	111	3.70
9.	Tulane	29	95	3.28
10.	East Carolina	30	92	3.07
11.	Tulsa	31	69	2.23

ASSISTS

##	Team	G	Assists	Avg/G
1.	Houston	37	610	16.49
2.	Memphis	33	522	15.82
3.	East Carolina	30	442	14.73
4.	UCF	30	435	14.50
5.	SMU	33	457	13.85
6.	Tulane	29	392	13.52
7.	Cincinnati	33	433	13.12
8.	Wichita St.	28	336	12.00
9.	Temple	29	342	11.79
10.	Tulsa	31	365	11.77
11.	South Fla.	31	339	10.94

STEALS

##	Team	G	Steals	Avg/G
1.	Houston	37	610	16.49
2.	Memphis	33	522	15.82
3.	East Carolina	30	442	14.73
4.	UCF	30	435	14.50
5.	SMU	33	457	13.85
6.	Tulane	29	392	13.52
7.	Cincinnati	33	433	13.12
8.	Wichita St.	28	336	12.00
9.	Temple	29	342	11.79
10.	Tulsa	31	365	11.77
11.	South Fla.	31	339	10.94

2021-22 individual statistics

(All Games)

To be ranked, a player must appear in at least 75.0% of their team's games.

SCORING

##	Player-Team	G	FG	3FG	FT	Pts	Avg/G
1.	Kendric Davis-SMU	32	184	77	177	622	19.4
2.	Jalen Cook - Tulane	24	145	52	89	431	17.9
3.	Tristen Newton - ECU	30	165	48	152	530	17.7
4.	Jaylen Forbes - Tulane	29	149	75	105	478	16.5
5.	Jeriah Horne - Tulsa	31	170	66	93	499	16.1
6.	Tyson Etienne - Wichita State	27	133	73	63	402	14.9
	Damian Dunn - Temple	27	125	31	121	402	14.9
8.	Sam Griffin - Tulsa	31	162	67	63	454	14.7
9.	David DeJulius - Cincinnati	33	171	49	89	480	14.6
10.	Kyler Edwards - Houston	36	163	98	83	507	14.1

REBOUNDING

##	Player-Team	G	OFF	DEF	TOT	Avg/G
1.	Jalen Duren - Memphis	29	86	150	236	8.1
2.	Marcus Weathers - SMU	33	68	179	247	7.5
3.	Jeriah Horne - Tulsa	31	37	177	214	6.9
4.	Kevin Cross - Tulane	28	26	165	191	6.8
5.	Josh Carlton - Houston	37	123	109	232	6.3
6.	Morris Udeze - Wichita State	27	61	103	164	6.1
7.	Kyler Edwards - Houston	36	34	182	216	6.0
	Cheikh Mbacke Diong - UCF	30	74	106	180	6.0
	Vance Jackson - ECU	30	39	140	179	6.0
	Jahlil White - Temple	29	48	125	173	6.0

FIELD GOAL PCT (Min. 5.0 made per game)

##	Player-Team	G	FG	FGA	Pct
1.	Kevin Cross - Tulane	28	145	279	.520
2.	Fabian White, Jr. - Houston	37	185	374	.495
3.	Jeriah Horne - Tulsa	31	170	383	.444
4.	Kendric Davis - SMU	32	184	419	.439
5.	Tristen Newton - ECU	30	165	379	.435
6.	Jaylen Forbes - Tulane	29	149	345	.432
7.	Jalen Cook - Tulane	24	145	338	.429
8.	David DeJulius - Cincinnati	33	171	418	.409
9.	Sam Griffin - Tulsa	31	162	418	.388

3-POINT FG PCT (Min. 2.5 made per game)

##	Player-Team	G	3FG	FGA	Pct
1.	Vance Jackson - ECU	30	79	194	.407
2.	Jaylen Forbes - Tulane	29	75	194	.387
3.	Darin Green, Jr. - UCF	29	87	226	.385
4.	Jeremiah Davenport - Cincinnati	32	83	231	.359
5.	Kyler Edwards - Houston	36	98	286	.343
6.	Tyson Etienne-Wichita State	27	73	224	.326

FREE THROW PCT (Min. 2.5 made per game)

##	Player-Team	G	FTM	FTA	Pct
1.	Tristen Newton - ECU	30	152	173	.879
2.	Kendric Davis - SMU	32	177	204	.868
3.	Ricky Council IV - Wichita State	28	90	106	.849
4.	Jeriah Horne - Tulsa	31	93	111	.838
5.	Damian Dunn - Temple	27	121	145	.834
6.	David DeJulius - Cincinnati	33	89	108	.824
7.	Michael Weathers - SMU	31	91	114	.798
8.	Jalen Cook - Tulane	24	89	112	.795
9.	Kevin Cross - Tulane	28	90	114	.789
10.	Jaylen Forbes - Tulane	29	105	135	.778

3-POINT FG MADE

##	Player-Team	G	3FG	Avg/G
1.	Darin Green Jr. - UCF	29	87	3.0
2.	Kyler Edwards - Houston	36	98	2.7
3.	Tyson Etienne - Wichita State	27	73	2.7
4.	Vance Jackson - ECU	30	79	2.6
5.	Jeremiah Davenport - Cincinnati	32	83	2.6
	Jaylen Forbes - Tulane	29	75	2.6
7.	Kendric Davis - SMU	32	77	2.4
8.	Zach Hicks - Temple	28	61	2.2
	Jalen Cook - Tulane	24	52	2.2
	Sam Griffin - Tulsa	31	67	2.2

ASSISTS

##	Player-Team	G	Assists	Avg/G
1.	Jamal Shead - Houston	37	219	6.0
2.	Tristen Newton - ECU	30	151	5.0
3.	Kendric Davis - SMU	32	142	4.4
	Darius Perry - UCF	30	132	4.4
5.	Jeremiah Williams - Temple	22	95	4.3
6.	Alex Lomax - Memphis	28	114	4.1
7.	Craig Proger, Jr. - Wichita State	25	91	3.6
	Sion James - Tulane	29	104	3.6
	Kevin Cross - Tulane	24	84	3.6
10.	Jalen Cook - Tulane	24	84	3.5

STEALS

##	Player-Team	G	Steals	Avg/G
1.	Javon Greene - South Florida	30	57	1.90
2.	Alex Lomax - Memphis	28	48	1.71
3.	Jamal Shead - Houston	37	62	1.68
4.	Tremont Robinson-White - ECU	28	48	1.66
5.	Darius Perry - UCF	30	48	1.60
6.	Sion James - Tulane	29	46	1.59
7.	Jalen Cook - Tulane	24	38	1.58
	Michael Weathers - SMU	31	49	1.58
9.	Craig Porter - Wichita State	25	39	1.56
	Brandon Mahan - UCF	25	39	1.56

BLOCKED SHOTS

##	Player-Team	G	Blocks	Avg/G
1.	Jalen Duren - Memphis	29	61	2.10
2.	Nick Jourdain - Temple	29	49	1.69
3.	Abdul Ado - Cincinnati	32	48	1.50
4.	Cheikh Mbacke Diong - UCF	30	44	1.47
5.	Michael Weathers - SMU	31	45	1.45
6.	Fabian White, Jr. - Houston	37	53	1.43
7.	Josh Carlton - Houston	37	43	1.16
8.	Craig Proger, Jr. - Wichita State	25	28	1.12
9.	Kevin Cross - Tulane	28	26	0.93
	Morris Udeze - Wichita State	27	25	0.93



INTRO

PLAYERS

STAFF

REVIEW

AMERICAN ATHLETIC
CONFERENCE

OPPONENTS

RECORDS

HISTORY

The 2022-23 schedule will consist of 29 games, including 11 non-conference and 18 American Athletic Conference contests. American Athletic Conference Player of the Year Kendric Davis will wear a different uniform this season, but he and the Memphis Tigers will enter the Donald W. Reynolds Center on Jan. 29, 2023.

OPPONENTS

INSIDE

Opponent Information.....64-65
Series Records vs. 2022-23 Opponents 66-67
Notes Page..... 68

2022-23 Opponents Media Information

School Location Nickname	Conference	Basketball SID SID E-mail	Phone Numbers (Office, Cell)	Web Site Arena (Capacity)	Head Coach Alma Mater School Record Overall Record
Oregon State Corvallis, Ore. Beavers	Pac-12	Trevor Cramer trevor.cramer@oregonstate.edu	541-737-3720 (O)	osubeavers.com Gill Coliseum (9,301)	Wayne Tinkle Montana, '05 116-137 (8 years) 274-2228 (16 years)
Jackson State Jackson, Miss. Tigers	SWAC	Duane Lewis duane.c.lewis@jsums.edu	601-979-0857 (O)	gojsutigers.com Lee E. Williams Athletics and Assembly Center (8,000)	Mo Williams Alabama First Season 13-35 (2 years)
Loyola University Chicago Chicago, Ill. Ramblers	A-10	Ryan Haley jhaley2@luc.edu	773-508-2557 (O)	loyolaramblers.com Joseph J. Gentile Arena (5,200)	Drew Valentine Oakland, '13 25-8 (1 years) Same
Boise State Boise, Idaho. Broncos	Mountain West	Nate Lowrery natelowrery@boisestate.edu	916-719-0421 (C)	brancosports.com ExtraMile Arena (12,380)	Leon Rice Washington State, '86 244-145 (12 years) Same
Charlotte Charlotte, N.C. 49ers	Conference USA	Dom Palumbo dpalumb3@unc.edu	704-687-1021 (O)	charlotte49ers.com Halton Arena (9,105)	Ron Sanchez SUNY Oneonta, '97 50-64 (4 years) Same
Oklahoma State Stillwater, Okla. Cowboys	Big XII	Patrick Osborne patrick.osborne10@okstate.edu	405-744-7714 (O)	okstate.com Ghallager-Iba Arena (13,611)	Mike Boynton South Carolina, '04 87-73 (5 years) same
Oral Roberts Tulsa, Okla. Golden Eagles	The Summit League	Jarrett Hardwick jhardwick@oru.edu	918-495-7094 (O)	oruathletics.com Mabee Center (10,575)	Paul Mills Texas A&M, '96 76-79 (5 years) same
Detroit Mercy Detroit, Mich. Titans	Horizon League	P.J. Gradowski gradowpj@udmercy.edu	313-993-1704 (O)	detroittitans.com Calihan Hall (8,295)	Mike Davis Alabama, '83 45-69 (4 years) 397-310 (22 years)
Central Michigan Mt. Pleasant, Mich. Chippewas	MAC	Rob Wyman wyman1rd@cmich.edu	None	cmuchippewas.com John G. Kulhavi Events Center (5,300)	Tony Barbee UMass, '93 7-23 (1 year) 138-150 (9 years)
Mississippi Valley State Itta Bena, Miss. Delta Devils	SWAC	Brian Baublitz Jr. brian.baublitz@mvsu.edu	662-254-3011 (O)	mvsusports.com R.W. Harrison HPER Complex (5,000)	Lindsey Hunter Jackson State, '93 7-75 (3 years) Same
Loyola Marymount Los Angeles, Calif. Lions	West Coast	Matthew Lerman mlerman@lmu.edu	310-338-7768 (O)	lmuions.com Gersten Pavilion (4,156)	Stan Johnson Southern Utah, '01 24-27 (2 years) Same
Houston Houston, Texas Cougars	American Athletic	Jeff Conrad jaconrad@central.uh.edu	713-743-9410 (O) 713-557-3841 (C)	uhcougars.com Hofheinz Pavilion (8,479)	Kelvin Sampson UNC Pembroke, '78 199-60 (8 years) 699-340 (33 years)

2022-23 MEN'S BASKETBALL

School Location Nickname	Conference	Basketball SID SID E-mail	Phone Numbers (Office, Cell)	Web Site Arena (Capacity)	Head Coach Alma Mater School Record Overall Record
SMU Dallas, Texas Mustangs	American Athletic	Herman Hudson hermanh@smu.edu	214-768-1304 (O) 214-924-0358 (C)	smumustangs.com Moody Coliseum (7,000)	Rob Lanier St. Bonaventure, '90 First Season 111-100 (7 years)
Tulane New Orleans, La. Green Wave	American Athletic	Victoria Ahlbrecht vahlbrecht@tulane.edu	763-482-0741 (C) 504-862-8240 (PR)	tulanegreenwave.com Avron B. Fogelman Arena in Devlin Fieldhouse (3,600)	Ron Hunter Miami (Ohio), '86 36-46 (3 years) 481-360 (27 years)
Temple Philadelphia, Pa. Owls	American Athletic	Larry Dougherty larry.dougherty@temple.edu	215-204-2588 (O) 215-651-1822 (C)	owlsports.com Liacouras Center (10,206)	Aaron McKie Temple, '94 36-40 (3 years) same
Wichita State Wichita, Kan. Shockers	American Athletic	Bryan Holmgren bholmgren@goshockers.com	316-978-5535 (O) 316-841-6206 (C)	goshockers.com Charles Koch Arena (10,506)	Isaac Brown Louisiana Monroe, '95 31-19 (2 years) same
ECU Greenville, N.C. Pirates	American Athletic	Grady Dillon dilong22@ecu.edu	252-737-4524 (O)	ecupirates.com Williams Arena at Minges Coliseum (7,100)	Michael Schwartz Texas '99 First Season Same
Memphis Memphis, Tenn. Tigers	American Athletic	Kirk Downs kcdownsr@memphis.edu	901-678-2335 (O)	gotigersgo.com FedExForum (18,400)	Anfernee Hardaway Memphis, '03 85-43 (4 years) same
Cincinnati Cincinnati, Ohio Bearcats	American Athletic	David Cohen david.cohen@uc.edu	513-556-9845 (O) 817-739-6585 (C) 513-556-3800 (PR)	gobearcats.com Fifth Third Arena (13,176)	Wes Miller North Carolina, '07 18-15 (2 years) 203-150 (12 years)
UCF Orlando, Fla. Knights	American Athletic	Justin Wilson jwilson@athletics.ucf.edu	336-660-8584 (C)	ucfknight.com Addition Financial Arena (10,000)	Johnny Dawkins Duke, '86 112-72 (6 years) 168-187 (14 years)
South Florida Tampa, Fla. Bulls	American Athletic	Dave Albrecht albrecht25@usf.edu	813-974-7099 (O)	gousfbulls.com Yuengling Center (10,411)	Brian Gregory Oakland, '90 65-89 (5 years) 313-269 (17 years)

INTRO

PLAYERS

STAFF

REVIEW

CONFERENCE
AMERICAN ATHLETIC

OPPONENTS

RECORDS

HISTORY

Series Records Vs. 2022-23 Opponents

BOISE STATE

12 games, Tulsa leads series 7-5

Overall: 7-5 • H: 6-0 • R: 1-4 • N: 0-1

01/12/2002	Tulsa, Okla	W	80-60
02/07/2002	Boise, Idaho	W	70-56
03/07/2002	Tulsa, Okla	W	72-53
01/18/2003	Boise, Idaho	L	74-78
02/13/2003	Tulsa, Okla	W	71-55
01/10/2004	Tulsa, Okla	W	58-57
02/05/2004	Boise, Idaho	L	62-73
01/06/2005	Boise, Idaho	L	71-72
02/05/2005	Tulsa, Okla	W	76-63
03/08/2005	Reno, Nev	L	73-83
12/11/2019	Tulsa, Okla	W	69-56
12/03/2021	Boise, Idaho	L	58-63

CENTRAL MICHIGAN

First Meeting

CHARLOTTE

4 games, Tulsa leads series 3-1

Overall: 3-1 • H: 1-0 • R: 1-1 • N: 1-0

12/22/1999	Bayamon, PR	W	76-61
12/18/2007	Tulsa, Okla	W	75-63
01/10/2009	Charlotte, N.C	W	65-50
01/16/2014	Charlotte, N.C	L/OT	86-90

CINCINNATI

45 games, Cincinnati leads series 31-14

Overall: 14-31 • H: 9-11 • R: 3-19 • N: 2-1

12/30/1946	Cincinnati, Ohio	L	42-43
12/29/1953	Oklahoma City, Okla	W	76-70
01/04/1958	Tulsa, Okla	L	70-77
02/22/1958	Cincinnati, Ohio	L	71-86
02/02/1959	Cincinnati, Ohio	L	71-84
02/23/1959	Tulsa, Okla	L	69-92
01/09/1960	Tulsa, Okla	L	52-70
02/29/1960	Cincinnati, Ohio	L	64-110
01/14/1961	Tulsa, Okla	L	75-92
02/18/1961	Cincinnati, Ohio	L	52-81
01/06/1962	Cincinnati, Ohio	L	43-72
02/10/1962	Tulsa, Okla	L	52-70
01/12/1963	Tulsa, Okla	L	57-67
02/23/1963	Cincinnati, Ohio	L	54-55
12/28/1963	Cincinnati, Ohio	L	52-54
02/01/1964	Tulsa, Okla	W	74-58
02/06/1965	Cincinnati, Ohio	W	69-66
02/20/1965	Tulsa, Okla	W	84-71
01/08/1966	Tulsa, Okla	W	73-71
02/19/1966	Cincinnati, Ohio	L	75-88
01/05/1967	Cincinnati, Ohio	W	65-64
02/16/1967	Tulsa, Okla	W	76-57
01/06/1968	Tulsa, Okla	W	62-59
02/17/1968	Cincinnati, Ohio	L	58-75
01/02/1969	Tulsa, Okla	W	57-50
02/15/1969	Cincinnati, Ohio	L	63-76
01/05/1970	Cincinnati, Ohio	L	74-78
02/13/1970	Tulsa, Okla	L	68-72
01/22/1972	Cincinnati, Ohio	L	74-81
12/23/1972	Tulsa, Okla	W/OT	92-86
03/19/2000	Nashville, Tenn	W	69-61
03/04/2015	Tulsa, Okla	L	47-56
01/02/2016	Cincinnati, Ohio	L	57-76
02/18/2016	Tulsa, Okla	W/OT	70-68
02/01/2017	Tulsa, Okla	L	55-57
02/18/2017	Cincinnati, Ohio	L	60-80
03/10/2017	Hartford, Conn	L	61-80
02/25/2018	Highland Heights, Ky	L	74-82
01/10/2019	Tulsa, Okla	L/OT	65-70
01/24/2019	Cincinnati, Ohio	L	64-88
01/08/2020	Cincinnati, Ohio	L	44-75
01/02/2021	Cincinnati, Ohio	W	70-66

02/24/2021	Tulsa, Okla	L	69-70
01/20/2022	Cincinnati, Ohio	L	69-90
02/12/2022	Tulsa, Okla	W	83-77

DETROIT MERCY

17 games, Tulsa leads series 11-6

Overall: 11-6 • H: 8-0 • R: 3-6 • N: 0-0

01/28/1950	Detroit, Mich	L	47-50
02/18/1950	Tulsa, Okla	W	53-49
01/29/1951	Detroit, Mich	L	50-62
02/19/1951	Tulsa, Okla	W	60-49
01/24/1952	Detroit, Mich	L	55-67
02/25/1952	Tulsa, Okla	W	62-44
02/04/1953	Tulsa, Okla	W	75-74
02/27/1953	Detroit, Mich	W	69-58
02/13/1954	Detroit, Mich	W	59-52
02/22/1954	Tulsa, Okla	W	89-70
01/10/1955	Tulsa, Okla	W	65-62
02/07/1955	Detroit, Mich	W	77-72
01/07/1956	Detroit, Mich	L	72-80
02/11/1956	Tulsa, Okla	W	61-55
12/20/1956	Tulsa, Okla	W	75-74
02/18/1957	Detroit, Mich	L	69-87
12/07/1961	Detroit, Mich	L	53-76

ECU

28 games, Tulsa leads series 23-5

Overall: 23-5 • H: 11-2 • R: 7-3 • N: 3-0

12/28/1984	Tulsa, Okla	W	86-63
01/28/2006	Greenville, N.C	L	45-59
01/10/2007	Tulsa, Okla	W	67-49
03/07/2007	Memphis, Tenn	W	65-50
02/13/2008	Greenville, N.C	W	66-61
03/12/2008	Memphis, Tenn	W	66-49
02/21/2009	Tulsa, Okla	W	72-62
02/27/2010	Greenville, N.C	W	85-73
02/16/2011	Tulsa, Okla	W	86-67
01/14/2012	Greenville, N.C	W	70-67
02/20/2013	Tulsa, Okla	L	63-72
03/14/2013	BOK Center	W	79-72
02/13/2014	Tulsa, Okla	W	76-58
01/24/2015	Greenville, N.C	W	66-64
02/18/2015	Tulsa, Okla	W	69-58
01/05/2016	Tulsa, Okla	W	55-43
01/19/2016	Greenville, N.C	W	84-69
01/25/2017	Greenville, N.C	L	66-69
02/26/2017	Tulsa, Okla	W	74-66
12/28/2017	Tulsa, Okla	W	79-53
03/01/2018	Greenville, N.C	W	72-58
02/17/2019	Greenville, N.C	W/OT	77-73
03/03/2019	Tulsa, Okla	W	91-78
01/15/2020	Greenville, N.C	W	65-49
02/12/2020	Tulsa, Okla	W	70-56
01/30/2021	Greenville, N.C	W	77-68
02/08/2022	Tulsa, Okla	L	71-73
02/26/2022	Greenville, N.C	L	59-64

HOUSTON

59 games, Houston leads the series 30-29

Overall: 29-30 • H: 17-10 • R: 10-19 • N: 2-1

02/10/1951	Houston, Texas	W	50-45
03/05/1951	Tulsa, Okla	W	60-44
01/04/1952	Houston, Texas	L	41-42
02/01/1952	Tulsa, Okla	W	55-52
01/06/1953	Tulsa, Okla	W	91-60
01/24/1953	Houston, Texas	L	56-61
02/06/1954	Houston, Texas	W	59-57
02/27/1954	Tulsa, Okla	W	73-57
01/24/1955	Houston, Texas	W	67-64
02/21/1955	Tulsa, Okla	W	69-59
01/12/1956	Tulsa, Okla	L	60-69
01/23/1956	Houston, Texas	L/OT	62-71
01/07/1957	Houston, Texas	W	65-64

02/01/1957	Tulsa, Okla	W	78-58
01/25/1958	Houston, Texas	W	50-46
02/01/1958	Tulsa, Okla	W	70-57
01/05/1959	Houston, Texas	L	66-84
02/14/1959	Tulsa, Okla	L	56-68
01/04/1960	Houston, Texas	L	62-68
02/13/1960	Houston, Texas	W	59-58
02/02/1961	Tulsa, Okla	L	73-88
03/04/1961	Houston, Texas	L	65-89
01/11/1962	Tulsa, Okla	L	61-69
02/20/1962	Houston, Texas	L	71-98
02/09/1963	Houston, Texas	W	76-69
02/28/1963	Tulsa, Okla	W	88-80
01/15/1966	Tulsa, Okla	L	71-72
02/05/1966	Houston, Texas	L	77-97
03/13/1982	Mabee Center	L	74-78
12/29/1988	Honolulu, Hawaii	W	75-71
12/04/1996	Houston, Texas	L/2OT	77-79
11/29/1997	Tulsa, Okla	L	57-61
02/18/2006	Houston, Texas	L	46-73
01/20/2007	Tulsa, Okla	L	67-69
02/06/2008	Houston, Texas	L	81-92
03/26/2008	Tulsa, Okla	W	73-69
02/25/2009	Tulsa, Okla	W	77-68
01/09/2010	Houston, Texas	W	86-80
01/19/2011	Houston, Texas	L	57-64
02/05/2011	Tulsa, Okla	W/OT	76-71
01/04/2012	Houston, Texas	L	69-70
02/11/2012	Tulsa, Okla	W	72-48
01/23/2013	Houston, Texas	W	87-72
02/16/2013	Tulsa, Okla	W/3OT	101-92
01/04/2015	Tulsa, Okla	W	72-54
02/05/2015	Houston, Texas	W	57-44
03/13/2015	Hartford, Conn	W	59-51
01/27/2016	Houston, Texas	L	66-81
02/07/2016	Tulsa, Okla	W	77-63
01/04/2017	Houston, Texas	L	61-64
02/11/2017	Tulsa, Okla	L	64-73
01/11/2018	Houston, Texas	L	71-104
01/02/2019	Houston, Texas	L	56-74
01/27/2019	Tulsa, Okla	L	65-77
01/11/2020	Tulsa, Okla	W	63-61
02/19/2020	Houston, Texas	L	43-76
12/29/2020	Tulsa, Okla	W	65-64
01/20/2021	Houston, Texas	L	59-86
01/15/2022	Tulsa, Okla	L	64-66

JACKSON STATE

6 games, Tulsa leads series 6-0

Overall: 6-0 • H: 5-0 • R: 1-0 • N: 0-0

11/18/1998	Tulsa, Okla	W	84-45
01/02/2001	Tulsa, Okla	W	107-49
12/04/2006	Tulsa, Okla	W	79-54
12/17/2009	Tulsa, Okla	W	92-39
11/21/2011	Jackson, Miss	W	57-51
11/21/2012	Tulsa, Okla	W	86-66

LOYOLA CHICAGO

2 games, Loyola leads series 2-1

Overall: 0-2 • H: 0-0 • R: 0-1 • N: 0-1

01/21/1948	Chicago, Ill	L	32-51
12/18/1965	Chicago Stadium	L	72-100

LOYOLA MARYMOUNT

5 games, Tulsa leads series 4-1

Overall: 4-0 • H: 3-1 • R: 1-0 • N: 0-0

12/15/1951	Tulsa, Okla	W	66-40
01/23/1965	Tulsa, Okla	W	70-59
12/20/2008	Los Angeles, Calif	W	79-45
11/24/2009	Tulsa, Okla	W	79-65
12/07/2021	Tulsa, Okla	L	55-60

MEMPHIS

52 games, Memphis leads series 31-21

Overall: 21-31 • H: 11-11 • R: 7-17 • N: 1-3

12/19/1964	Tulsa, Okla	W	80-63
01/14/1967	Memphis, Tenn	W	54-43
12/20/1967	Memphis, Tenn	W	64-47
02/04/1968	Tulsa, Okla	W	52-48
01/18/1969	Tulsa, Okla	W	70-69
02/27/1969	Memphis, Tenn	W	62-56
12/11/1969	Memphis, Tenn	W	82-72
01/17/1970	Memphis, Tenn	W	77-66
02/26/1970	Tulsa, Okla	W	87-78
01/16/1971	Tulsa, Okla	W	90-85
02/25/1971	Memphis, Tenn	W/2OT	94-91
01/15/1972	Memphis, Tenn	L	72-99
02/26/1972	Tulsa, Okla	L	90-91
02/10/1973	Tulsa, Okla	L/OT	87-91
01/26/1974	Memphis, Tenn	L	64-67
02/20/1975	Tulsa, Okla	L	80-88
02/17/1976	Memphis, Tenn	L	83-91
01/16/1988	Tulsa, Okla	L	47-54
01/25/1989	Memphis, Tenn	L	69-77
03/27/2001	New York, NY	W	72-64
02/01/2006	Tulsa, Okla	L	61-84
02/25/2006	Memphis, Tenn	L	67-78
01/24/2007	Memphis, Tenn	L	59-72
02/14/2007	Tulsa, Okla	L	52-69
01/23/2008	Tulsa, Okla	L	41-56
02/27/2008	Memphis, Tenn	L	67-82
03/15/2008	Memphis, Tenn	L	51-77
01/13/2009	Tulsa, Okla	L	54-55
02/11/2009	Memphis, Tenn	L	37-63
03/14/2009	Memphis, Tenn	L	39-64
02/13/2010	Tulsa, Okla	L	86-93
03/06/2010	Memphis, Tenn	L	53-75
02/02/2011	Memphis, Tenn	W	68-65
03/03/2012	Tulsa, Okla	L	66-78
02/02/2013	Memphis, Tenn	L	64-94
03/15/2013	BOK Center	L	74-85
01/21/2015	Tulsa, Okla	W	73-55
02/28/2015	Memphis, Tenn	W/OT	74-72
02/28/2016	Memphis, Tenn	L	82-92
03/11/2016	Orlando, Fla	L	67-89
01/11/2017	Tulsa, Okla	W	81-71
02/07/2017	Memphis, Tenn	L	44-66
01/06/2018	Memphis, Tenn	L	67-76
01/20/2018	Tulsa, Okla	W	64-51
03/09/2018	Orlando, Fla	L	64-67
01/30/2019	Tulsa, Okla	W	95-79
03/09/2019	Memphis, Tenn	L	63-66
01/22/2020	Tulsa, Okla	W	80-40
12/21/2020	Memphis, Tenn	W	56-49
01/17/2021	Tulsa, Okla	W	58-57
01/04/2022	Memphis, Tenn	L	64-67
01/23/2022	Tulsa, Okla	L	81-83

MISSISSIPPI VALLEY STATE

2 games, Tulsa leads series 2-0

2022-23 MEN'S BASKETBALL

02/05/1916.....Tulsa, Okla.....W.....34-30
02/11/1916.....Stillwater, Okla.....L.....24-34
02/02/1917.....Stillwater, Okla.....L.....13-31
02/03/1917.....Stillwater, Okla.....L.....18-27
03/02/1917.....Tulsa, Okla.....L.....22-31
03/03/1917.....Tulsa, Okla.....L.....25-35
02/12/1919.....Stillwater, Okla.....L.....33-41
02/06/1920.....Stillwater, Okla.....W.....36-26
02/07/1920.....Stillwater, Okla.....W.....25-22
01/26/1922.....Tulsa, Okla.....W.....34-18
01/27/1922.....Tulsa, Okla.....W.....31-9
02/24/1922.....Stillwater, Okla.....W.....30-26
02/25/1922.....Stillwater, Okla.....W.....36-35
01/05/1933.....Stillwater, Okla.....W.....39-28
02/16/1933.....Tulsa, Okla.....W.....27-23
02/02/1934.....Tulsa, Okla.....L.....22-24
02/23/1934.....Stillwater, Okla.....L.....17-31
01/15/1935.....Stillwater, Okla.....W.....23-21
02/26/1935.....Tulsa, Okla.....L.....17-21
02/04/1936.....Tulsa, Okla.....L.....24-28
02/25/1936.....Stillwater, Okla.....L.....14-33
01/02/1937.....Oklahoma City, Okla.....L.....17-40
01/29/1937.....Stillwater, Okla.....L.....18-25
03/02/1937.....Tulsa, Okla.....L.....30-33
02/22/1938.....Tulsa, Okla.....L.....29-33
03/04/1938.....Stillwater, Okla.....L.....22-42
01/11/1939.....Stillwater, Okla.....L/OT.....27-32
03/02/1939.....Tulsa, Okla.....W.....29-26
02/07/1940.....Tulsa, Okla.....L.....22-36
03/01/1940.....Stillwater, Okla.....L.....26-42
01/10/1941.....Stillwater, Okla.....L.....23-29
03/04/1941.....Tulsa, Okla.....W.....24-22
01/15/1942.....Stillwater, Okla.....L.....17-41
02/18/1942.....Stillwater, Okla.....L.....25-38
02/08/1943.....Tulsa, Okla.....L.....24-28
02/22/1943.....Stillwater, Okla.....L.....22-53
02/22/1944.....Tulsa, Okla.....L.....24-31
02/26/1944.....Stillwater, Okla.....L.....29-56
02/28/1945.....Tulsa, Okla.....L.....23-46
03/14/1945.....Stillwater, Okla.....L.....27-78
01/29/1946.....Stillwater, Okla.....L.....22-53
02/12/1946.....Tulsa, Okla.....L.....16-38
03/03/1947.....Tulsa, Okla.....L.....20-55
03/08/1947.....Stillwater, Okla.....L.....31-57
01/06/1948.....Stillwater, Okla.....L.....25-49
02/03/1948.....Tulsa, Okla.....L.....27-42
02/01/1949.....Tulsa, Okla.....L.....31-69
02/14/1949.....Stillwater, Okla.....L.....35-58
01/31/1950.....Tulsa, Okla.....L.....33-47
02/23/1950.....Stillwater, Okla.....L.....27-34
01/11/1951.....Tulsa, Okla.....L.....33-40
02/14/1951.....Stillwater, Okla.....L.....39-61
02/07/1952.....Tulsa, Okla.....W.....46-33
03/03/1952.....Stillwater, Okla.....L.....33-39
01/30/1953.....Stillwater, Okla.....L.....45-47
02/21/1953.....Tulsa, Okla.....L.....51-66
01/16/1954.....Tulsa, Okla.....L.....40-46
03/02/1954.....Stillwater, Okla.....L.....46-77
01/29/1955.....Stillwater, Okla.....W.....47-44
02/16/1955.....Tulsa, Okla.....L.....52-62
01/28/1956.....Tulsa, Okla.....W.....46-42
02/22/1956.....Stillwater, Okla.....L.....41-52
02/04/1957.....Stillwater, Okla.....L.....42-50
02/25/1957.....Tulsa, Okla.....L.....43-44
01/11/1958.....Tulsa, Okla.....L.....43-51
02/05/1958.....Stillwater, Okla.....L.....46-64
12/16/1958.....Tulsa, Okla.....W.....71-50
12/15/1959.....Stillwater, Okla.....L.....40-41
12/10/1969.....Tulsa, Okla.....W.....59-57
12/18/1961.....Stillwater, Okla.....L.....57-81
11/30/1973.....Oklahoma City, Okla.....L.....54-72
11/29/1975.....Oklahoma City, Okla.....W.....75-59
12/04/1976.....Stillwater, Okla.....L.....81-86
11/26/1977.....Oklahoma City, Okla.....L.....69-77
12/02/1978.....Tulsa, Okla.....W.....87-78
12/04/1979.....Stillwater, Okla.....W.....89-86
12/20/1980.....Tulsa, Okla.....W.....88-86
12/08/1981.....Stillwater, Okla.....W.....93-82
12/07/1982.....Tulsa, Okla.....L.....75-93

12/17/1983.....Stillwater, Okla.....W.....91-79
12/22/1984.....Tulsa, Okla.....W.....96-83
12/21/1985.....Stillwater, Okla.....W.....67-58
12/13/1986.....Tulsa, Okla.....W.....79-70
12/10/1987.....Stillwater, Okla.....L.....65-66
01/05/1988.....Tulsa, Okla.....L.....75-93
01/09/1989.....Stillwater, Okla.....L.....74-82
12/17/1989.....Tulsa, Okla.....W.....95-80
03/15/1990.....Stillwater, Okla.....L.....74-83
12/01/1991.....Stillwater, Okla.....L.....73-75
12/31/1991.....Tulsa, Okla.....L.....76-82
12/09/1992.....Stillwater, Okla.....L.....67-85
12/20/1993.....Tulsa, Okla.....L.....61-73
03/20/1994.....Oklahoma City, Okla.....W.....82-80
12/07/1994.....Stillwater, Okla.....L.....88-93
01/02/1996.....Tulsa, Okla.....W.....57-53
11/22/1996.....Tulsa, Okla.....W.....72-54
11/18/2008.....Stillwater, Okla.....L.....73-91
12/02/2009.....Tulsa, Okla.....W.....86-65
12/08/2010.....BOK Center.....L.....54-71
11/30/2011.....Stillwater, Okla.....L.....56-59
11/26/2014.....Las Vegas, Nev.....L.....58-73
12/02/2015.....Stillwater, Okla.....W.....66-56
12/10/2016.....Tulsa, Okla.....L.....67-71
12/19/2017.....Stillwater, Okla.....L.....59-71
12/05/2018.....Tulsa, Okla.....W.....74-71

ORAL ROBERTS

56 games, Tulsa leads series 36-20

Overall: 36-20 • H: 19-7 • R: 16-13 • N: 0-0

03/04/1974.....Fairgrounds Pavilion.....W.....85-84
03/06/1975.....Mabee Center.....W.....91-83
12/10/1975.....Mabee Center.....L.....69-70
03/06/1976.....Convention Center.....W.....87-78
12/02/1976.....Mabee Center.....L.....62-106
01/08/1977.....Convention Center.....L.....62-80
12/15/1977.....Convention Center.....L.....70-77
01/30/1977.....Mabee Center.....L.....54-56
12/14/1978.....Mabee Center.....L.....72-83
02/15/1979.....Convention Center.....L.....86-91
12/20/1979.....Convention Center.....L.....84-99
02/18/1980.....Mabee Center.....L.....86-88
12/08/1980.....Mabee Center.....W.....72-69
02/28/1981.....Convention Center.....W.....81-70
12/12/1981.....Convention Center.....W.....72-62
02/25/1982.....Convention Center.....W.....91-70
12/18/1982.....Mabee Center.....W.....63-56
02/02/1983.....Mabee Center.....W.....101-70
12/01/1983.....Convention Center.....W.....87-81
01/12/1984.....Mabee Center.....W.....84-78
11/27/1984.....Mabee Center.....W.....86-82
01/14/1985.....Convention Center.....W.....71-61
12/19/1985.....Convention Center.....W.....63-47
01/02/1986.....Mabee Center.....W.....81-65
12/02/1986.....Convention Center.....W.....71-44
01/05/1987.....Mabee Center.....L.....55-59
02/17/1992.....Mabee Center.....W.....78-62
12/12/1992.....Convention Center.....W.....104-81
01/25/1993.....Mabee Center.....W.....103-69
12/06/1993.....Mabee Center.....W.....94-74
12/10/1994.....Convention Center.....W.....99-54
12/30/1995.....Mabee Center.....L.....78-90
01/11/1997.....Convention Center.....W.....77-70
12/14/1997.....Mabee Center.....W.....58-53
12/13/1998.....Convention Center.....W.....73-68
12/11/1999.....Mabee Center.....L.....59-60
12/10/2000.....Reynolds Center.....W/OT.....89-81
12/01/2001.....Mabee Center.....W/OT.....73-66
12/19/2002.....Reynolds Center.....W.....90-80
12/06/2003.....Mabee Center.....L.....81-87
12/05/2004.....Reynolds Center.....L.....47-70
12/03/2005.....Mabee Center.....L.....52-68
11/28/2006.....Reynolds Center.....W.....75-57
11/27/2007.....Mabee Center.....L.....70-84
11/15/2008.....Reynolds Center.....W.....50-43
01/20/2010.....Mabee Center.....W.....57-52
11/16/2010.....Reynolds Center.....W.....83-68
12/22/2012.....Mabee Center.....W.....72-68

11/20/2013.....Reynolds Center.....L.....68-74
11/15/2014.....Mabee Center.....L.....68-77
12/05/2015.....Reynolds Center.....L.....68-70
11/28/2016.....Mabee Center.....W.....79-65
11/13/2017.....Reynolds Center.....W.....90-71
12/22/2018.....Mabee Center.....W.....69-59
11/12/2019.....Reynolds Center.....W.....74-67
11/29/2021.....Mabee Center.....L.....80-87

OREGON STATE

4 games, Tulsa leads series 3-1

Overall: 3-1 • H: 2-0 • R: 0-0 • N: 1-1

12/23/1998.....Kahuku, Hawaii.....W.....59-57
12/19/2015.....Portland, Ore.....L.....71-76
11/22/2016.....Tulsa, Okla.....W.....75-64
11/15/2021.....Tulsa, Okla.....W.....64-58

SMU

58 games, Tulsa leads series 33-25

Overall: 33-25 • H: 13-12 • R: 19-10 • N: 1-3

12/20/1920.....Dallas, Texas.....W.....20-18
02/02/1921.....Dallas, Texas.....W.....31-23
02/19/1925.....Dallas, Texas.....W.....28-25
02/03/1951.....Dallas, Texas.....L.....54-64
12/07/1951.....Tulsa, Okla.....L.....46-48
12/09/1953.....Dallas, Texas.....L.....70-72
03/12/1955.....Manhattan, Kan.....W.....68-67
12/28/1962.....Dallas, Texas.....L.....71-73
12/08/1964.....Dallas, Texas.....W.....69-50
01/31/1997.....Tulsa, Okla.....W.....69-49
03/01/1997.....Dallas, Texas.....W.....76-55
01/29/1998.....Dallas, Texas.....W.....69-58
02/28/1998.....Tulsa, Okla.....W.....79-70
01/30/1999.....Tulsa, Okla.....W.....88-82
02/25/1999.....Dallas, Texas.....W.....82-73
02/03/2000.....Tulsa, Okla.....W.....70-59
03/04/2000.....Dallas, Texas.....W/2OT.....83-78
02/03/2001.....Dallas, Texas.....L.....59-64
02/24/2001.....Tulsa, Okla.....W.....85-65
01/19/2002.....Dallas, Texas.....W.....95-87
02/14/2002.....Tulsa, Okla.....W.....87-69
01/25/2003.....Tulsa, Okla.....L/OT.....84-86
02/19/2003.....Dallas, Texas.....W.....77-70
01/06/2004.....Dallas, Texas.....L.....58-67
03/04/2004.....Tulsa, Okla.....L.....56-64
03/09/2004.....Fresno, Calif.....L.....60-79
01/01/2005.....Tulsa, Okla.....L/OT.....83-95
03/03/2005.....Dallas, Texas.....L/OT.....74-81
02/08/2006.....Dallas, Texas.....W.....55-51
02/22/2006.....Tulsa, Okla.....W.....73-56
01/27/2007.....Tulsa, Okla.....W.....70-66
02/28/2007.....Dallas, Texas.....W.....67-60
01/19/2008.....Dallas, Texas.....W.....72-71
02/02/2008.....Tulsa, Okla.....W.....72-60
01/30/2009.....Tulsa, Okla.....W.....64-55
02/28/2009.....Dallas, Texas.....W.....74-64
01/13/2010.....Dallas, Texas.....W.....63-56
03/03/2010.....Tulsa, Okla.....W.....58-55
01/26/2011.....Tulsa, Okla.....L.....58-59
02/19/2011.....Dallas, Texas.....W.....74-66
01/07/2012.....Tulsa, Okla.....L.....55-57
01/28/2012.....Dallas, Texas.....W.....66-60
01/06/2013.....Dallas, Texas.....W.....48-47
03/06/2013.....Tulsa, Okla.....L.....65-71
02/07/2015.....Tulsa, Okla.....L.....57-68
03/08/2015.....Dallas, Texas.....L.....62-67
12/29/2015.....Tulsa, Okla.....L.....69-81
02/10/2016.....Dallas, Texas.....W.....82-77
02/04/2017.....Tulsa, Okla.....L.....53-76
03/02/2017.....Dallas, Texas.....L.....70-93
02/01/2018.....Tulsa, Okla.....W.....76-67
01/12/2019.....Dallas, Texas.....L.....57-77
03/14/2019.....Memphis, Tenn.....L.....65-74
02/22/2020.....Tulsa, Okla.....W.....79-57
02/03/2021.....Tulsa, Okla.....L.....63-65
12/29/2021.....Tulsa, Okla.....L.....69-74
02/23/2022.....Dallas, Texas.....L.....61-75
03/11/2022.....Fort Worth, Texas.....L.....58-83

SOUTH FLORIDA

12 games, Tulsa leads series 12-0

Overall: 12-0 • H: 6-0 • R: 6-0 • N: 0-0

01/17/2015.....Tampa, Fla.....W.....75-58
01/31/2015.....Tulsa, Okla.....W/OT.....78-71
03/04/2016.....Tulsa, Okla.....W.....84-74
01/21/2017.....Tampa, Fla.....W.....79-67
02/23/2017.....Tulsa, Okla.....W.....82-68
02/04/2018.....Tampa, Fla.....W.....63-54
02/18/2018.....Tulsa, Okla.....W.....73-61
01/05/2019.....Tulsa, Okla.....W.....78-75
02/15/2020.....Tampa, Fla.....W.....56-48
01/06/2021.....Tampa, Fla.....W.....61-51
01/29/2022.....Tulsa, Okla.....W.....76-45
02/19/2022.....Tampa, Fla.....W.....65-57

TEMPLE

17 games, Tulsa leads series 11-6

Overall: 11-6 • H: 7-1 • R: 4-5 • N: 0-0

12/09/1995.....Philadelphia, Pa.....W.....64-60
12/14/1996.....Tulsa, Okla.....W.....67-60
01/10/2015.....Philadelphia, Pa.....W.....63-56
02/22/2015.....Tulsa, Okla.....W.....55-39
03/04/2016.....Philadelphia, Pa.....L/OT.....79-83
02/23/2016.....Tulsa, Okla.....W.....74-55
01/14/2017.....Philadelphia, Pa.....W.....70-68
01/17/2018.....Philadelphia, Pa.....L.....58-59
03/04/2018.....Tulsa, Okla.....W.....76-58
02/09/2019.....Tulsa, Okla.....W.....76-58
02/23/2019.....Philadelphia, Pa.....L.....73-84
01/03/2020.....Tulsa, Okla.....W.....70-44
03/04/2020.....Philadelphia, Pa.....W.....61-51
01/26/2021.....Philadelphia, Pa.....L.....67-76
02/16/2021.....Tulsa, Okla.....W.....72-66
01/12/2022.....Tulsa, Okla.....L.....64-69
02/05/2022.....Philadelphia, Pa.....L.....58-67

TULANE

33 games, Tulsa leads series 24-9

Overall: 24-9 • H: 14-2 • R: 8-4 • N: 2-2

12/13/1980.....Tulsa, Okla.....W.....102-85
12/31/1996.....New Orleans, La.....L.....74-88
11/17/1997.....Tulsa, Okla.....W/2OT.....86-80
03/04/2006.....Tulsa, Okla.....W.....63-59
01/31/2007.....New Orleans, La.....W.....79-78
03/08/2007.....Memphis, Tenn.....L.....56-58
01/16/2008.....Tulsa, Okla.....L/OT.....65-67
01/21/2009.....New Orleans, La.....L/OT.....75-76
01/06/2010.....Tulsa, Okla.....W.....73-59
01/22/2011.....New Orleans, La.....W.....65-61
02/26/2011.....Tulsa, Okla.....W.....66-59
01/18/2012.....Tulsa, Okla.....W.....60-56
02/25/2012.....New Orleans, La.....W.....73-66
01/19/2013.....New Orleans, La.....L.....72-75
03/02/2013.....Tulsa, Okla.....W.....78-66
01/09/2014.....Tulsa, Okla.....W.....97-71
03/13/2014.....El Paso, Texas.....W.....70-49
01/27/2015.....New Orleans, La.....W.....62-55
02/25/2015.....Tulsa, Okla.....W.....76-55
01/10/2016.....New Orleans, La.....W.....81-67
01/30/2016.....Tulsa, Okla.....W.....62-48
01/18/2017.....Tulsa, Okla.....W.....89-82
03/05/2017.....New Orleans, La.....L.....69-81
03/09/2017.....Hartford, Conn.....W.....66-60
12/31/2017.....New Orleans, La.....W.....65-56
02/08/2018.....Tulsa, Okla.....W/OT.....91-89
02/14/2019.....New Orleans, La.....W.....80-57
02/28/2019.....Tulsa, Okla.....W.....72-64
02/14/2019.....New Orleans, La.....W.....67-54
02/28/2019.....Tulsa, Okla.....W.....62-57
02/10/2021.....Tulsa, Okla.....L.....48-58
03/11/2021.....Fort Worth, Texas.....L.....70-77
01/26/2022.....New Orleans, La.....L.....63-97

INTRO PLAYERS STAFF REVIEW CONFERENCE AMERICAN ATHLETIC OPPONENTS RECORDS HISTORY

UCF

27 games, Tulsa leads series 15-12

Overall: 14-11 • H: 11-1 • R: 3-10 • N: 0-0

12/19/1981.....	Tulsa, Okla.....	W.....	69-58
12/04/1989.....	Tulsa, Okla.....	W.....	78-48
01/21/2006.....	Orlando, Fla.....	L.....	44-45
02/03/2007.....	Orlando, Fla.....	L.....	53-63
02/24/2007.....	Tulsa, Okla.....	W/OT.....	66-64
01/12/2008.....	Orlando, Fla.....	L/OT.....	91-97
03/08/2008.....	Tulsa, Okla.....	W.....	71-53
02/14/2009.....	Orlando, Fla.....	L.....	72-74
03/04/2009.....	Tulsa, Okla.....	W.....	79-70
01/16/2010.....	Tulsa, Okla.....	W.....	90-70
01/30/2010.....	Orlando, Fla.....	W.....	55-50
02/12/2011.....	Orlando, Fla.....	L.....	57-58
01/25/2012.....	Tulsa, Okla.....	W.....	66-61
02/23/2013.....	Orlando, Fla.....	L.....	75-83
12/31/2014.....	Orlando, Fla.....	W.....	56-54
01/24/2016.....	Tulsa, Okla.....	W.....	75-60
02/21/2016.....	Orlando, Fla.....	W.....	75-67
01/28/2017.....	Tulsa, Okla.....	W.....	77-66
02/14/2017.....	Orlando, Fla.....	L.....	53-71
02/21/2018.....	Tulsa, Okla.....	W.....	70-61
01/19/2019.....	Orlando, Fla.....	L.....	62-64
02/09/2020.....	Orlando, Fla.....	L.....	75-83
02/29/2020.....	Tulsa, Okla.....	W.....	65-54
02/06/2021.....	Tulsa, Okla.....	L.....	58-65
03/02/2021.....	Orlando, Fla.....	L.....	69-73
02/14/2022.....	Orlando, Fla.....	L.....	67-76
03/06/2022.....	Tulsa, Okla.....	W.....	73-72

WICHITA STATE

137 games, Wichita State leads series 74-63

Overall: 63-74 • H: 36-31 • R: 23-42 • N: 4-1

12/20/1930.....	Wichita, Kan.....	W.....	32-30
01/15/1931.....	Tulsa, Okla.....	L/OT.....	26-28
12/14/1935.....	Wichita, Kan.....	L.....	21-29
02/05/1946.....	Tulsa, Okla.....	L.....	35-42
02/25/1946.....	Wichita, Kan.....	L.....	29-33
01/24/1947.....	Wichita, Kan.....	W.....	35-34
02/21/1947.....	Rogers Hall.....	L.....	23-29
01/17/1948.....	Wichita, Kan.....	W/OT.....	45-44
01/27/1948.....	Tulsa, Okla.....	L.....	48-54
02/12/1949.....	Wichita, Kan.....	L.....	35-42
02/22/1949.....	Tulsa, Okla.....	L.....	43-54
01/10/1950.....	Tulsa, Okla.....	W.....	42-36
02/11/1950.....	Wichita, Kan.....	W.....	44-40
01/06/1951.....	Wichita, Kan.....	L.....	48-51
02/27/1951.....	Tulsa, Okla.....	W.....	58-49
01/07/1952.....	Tulsa, Okla.....	W.....	76-46
02/28/1952.....	Wichita, Kan.....	W.....	61-53
01/21/1953.....	Wichita, Kan.....	W.....	96-82
02/17/1953.....	Tulsa, Okla.....	L.....	70-81
01/09/1954.....	Tulsa, Okla.....	L.....	65-75
01/26/1954.....	Wichita, Kan.....	L.....	51-65
01/15/1955.....	Wichita, Kan.....	W.....	67-65
03/05/1955.....	Tulsa, Okla.....	W.....	77-62
01/14/1956.....	Tulsa, Okla.....	L.....	56-64
03/03/1956.....	Wichita, Kan.....	L.....	51-71
01/19/1957.....	Wichita, Kan.....	W.....	61-60
02/09/1957.....	Tulsa, Okla.....	L.....	53-72
01/18/1958.....	Tulsa, Okla.....	L.....	63-74
02/15/1958.....	Wichita, Kan.....	L.....	64-66
12/27/1958.....	Oklahoma City, Okla.....	W.....	80-75
01/17/1959.....	Wichita, Kan.....	L.....	71-91
03/07/1959.....	Tulsa, Okla.....	L.....	60-61
01/16/1960.....	Tulsa, Okla.....	W.....	68-64
03/05/1960.....	Wichita, Kan.....	L.....	73-90
01/28/1961.....	Wichita, Kan.....	L.....	74-91
02/11/1961.....	Tulsa, Okla.....	L.....	70-87
01/18/1962.....	Tulsa, Okla.....	W.....	86-77
03/03/1962.....	Wichita, Kan.....	W.....	63-60
01/15/1963.....	Tulsa, Okla.....	W/OT.....	85-83
02/02/1963.....	Wichita, Kan.....	L.....	38-66
01/11/1964.....	Tulsa, Okla.....	L.....	66-88
02/29/1964.....	Wichita, Kan.....	L.....	79-98
02/18/1965.....	Tulsa, Okla.....	W.....	75-64

03/01/1965.....	Wichita, Kan.....	L.....	48-59
01/29/1966.....	Wichita, Kan.....	L.....	72-87
03/05/1966.....	Tulsa, Okla.....	L/OT.....	79-81
01/28/1967.....	Tulsa, Okla.....	W.....	68-61
03/04/1967.....	Wichita, Kan.....	W.....	70-57
01/20/1968.....	Wichita, Kan.....	L.....	78-86
03/09/1968.....	Tulsa, Okla.....	L.....	81-85
02/01/1969.....	Tulsa, Okla.....	W.....	94-69
03/03/1969.....	Wichita, Kan.....	L/OT.....	87-95
01/31/1970.....	Wichita, Kan.....	W.....	81-73
03.02.1970.....	Tulsa, Okla.....	W.....	108-92
01/30/1971.....	Tulsa, Okla.....	W.....	89-86
03/01/1971.....	Wichita, Kan.....	W.....	93-69
01/29/1972.....	Wichita, Kan.....	L.....	60-92
03/02/1972.....	Tulsa, Okla.....	W.....	88-83
01/27/1973.....	Wichita, Kan.....	W.....	96-91
03/03/1973.....	Tulsa, Okla.....	W.....	97-91
01/10/1974.....	Tulsa, Okla.....	L.....	79-81
02/21/1974.....	Wichita, Kan.....	L.....	66-67
01/23/1975.....	Tulsa, Okla.....	W.....	74-63
02/15/1975.....	Wichita, Kan.....	L.....	67-71
01/17/1976.....	Wichita, Kan.....	L.....	71-75
02/07/1976.....	Tulsa, Okla.....	L.....	61-70
01/20/1977.....	Wichita, Kan.....	L.....	48-68
02/10/1977.....	Tulsa, Okla.....	W.....	71-64
01/16/1978.....	Tulsa, Okla.....	L.....	84-102
02/16/1978.....	Wichita, Kan.....	L.....	56-64
01/13/1979.....	Tulsa, Okla.....	L/OT.....	93-94
01/27/1979.....	Wichita, Kan.....	W.....	88-86
01/07/1980.....	Wichita, Kan.....	L.....	83-91
02/23/1980.....	Tulsa, Okla.....	W.....	79-78
01/10/1981.....	Tulsa, Okla.....	W.....	91-84
02/16/1981.....	Wichita, Kan.....	W/2OT.....	74-72
01/16/1982.....	Tulsa, Okla.....	W.....	99-88
02/06/1982.....	Wichita, Kan.....	W.....	80-75
01/13/1983.....	Wichita, Kan.....	L.....	74-92
02/19/1983.....	Tulsa, Okla.....	L.....	81-84
02/02/1984.....	Wichita, Kan.....	L.....	64-66
02/18/1984.....	Tulsa, Okla.....	W.....	105-97
03/08/1984.....	Tulsa, Okla.....	W.....	86-80
02/09/1985.....	Wichita, Kan.....	W.....	87-75
03/02/1985.....	Tulsa, Okla.....	W.....	67-66
03/09/1985.....	Tulsa, Okla.....	L.....	82-84
01/25/1986.....	Tulsa, Okla.....	W.....	69-58
02/17/1986.....	Wichita, Kan.....	L.....	62-65
01/31/1987.....	Tulsa, Okla.....	W.....	72-58
02/26/1987.....	Wichita, Kan.....	L.....	61-63
03/04/1987.....	Tulsa, Okla.....	L/OT.....	74-79
02/18/1988.....	Wichita, Kan.....	L.....	59-65
02/27/1988.....	Tulsa, Okla.....	L/2OT.....	77-79
03/05/1988.....	Peoria, Ill.....	L/2OT.....	66-74
01/14/1989.....	Wichita, Kan.....	L.....	68-75
02/16/1989.....	Tulsa, Okla.....	W.....	60-57
01/18/1990.....	Wichita, Kan.....	L.....	59-60
02/15/1990.....	Tulsa, Okla.....	W.....	78-75
01/12/1991.....	Tulsa, Okla.....	L.....	74-83
01/31/1991.....	Wichita, Kan.....	L.....	61-65
03/02/1991.....	St. Louis, Mo.....	W.....	71-52
02/10/1992.....	Tulsa, Okla.....	W.....	70-66
02/20/1992.....	Wichita, Kan.....	W.....	74-60
01/30/1993.....	Wichita, Kan.....	L/OT.....	76-77
02/27/1993.....	Tulsa, Okla.....	W.....	80-63
02/09/1994.....	Tulsa, Okla.....	W.....	79-64
02/23/1994.....	Wichita, Kan.....	W.....	89-51
01/12/1995.....	Wichita, Kan.....	W.....	79-52
02/20/1995.....	Tulsa, Okla.....	W.....	67-58
03/04/1995.....	St. Louis, Mo.....	W.....	77-63
02/10/1996.....	Wichita, Kan.....	W.....	75-47
02/24/1996.....	Tulsa, Okla.....	W.....	72-66
12/19/1996.....	Wichita, Kan.....	W.....	56-53
12/06/1997.....	Tulsa, Okla.....	W.....	50-40
12/22/2000.....	Tulsa, Okla.....	W.....	78-49
12/08/2001.....	Wichita, Kan.....	W.....	82-76
12/04/2002.....	Tulsa, Okla.....	W.....	80-69
12/20/2003.....	Wichita, Kan.....	L.....	58-66
12/18/2004.....	Tulsa, Okla.....	L.....	66-71
12/21/2010.....	Wichita, Kan.....	L.....	79-82
12/07/2011.....	Tulsa, Okla.....	L.....	67-77
11/28/2012.....	Wichita, Kan.....	L.....	60-86
11/20/2013.....	Tulsa, Okla.....	L.....	54-77
11/29/2014.....	Wichita, Kan.....	L.....	55-75
11/17/2015.....	Tulsa, Okla.....	W.....	77-67
11/16/2016.....	Wichita, Kan.....	L.....	53-80
01/13/2018.....	Tulsa, Okla.....	L.....	69-72
01/28/2018.....	Wichita, Kan.....	L.....	71-90
02/02/2019.....	Wichita, Kan.....	L.....	68-79
02/20/2019.....	Tulsa, Okla.....	L.....	60-81
02/01/2020.....	Tulsa, Okla.....	W.....	54-51
03/08/2020.....	Wichita, Kan.....	L.....	57-79
12/15/2020.....	Tulsa, Okla.....	L.....	65-69
01/13/2021.....	Wichita, Kan.....	L.....	53-72
02/01/2022.....	Wichita, Kan.....	L.....	48-58
03/02/2022.....	Tulsa, Okla.....	L.....	62-72
03/10/2022.....	Fort Worth, Texas.....	W.....	73-67



RECORDS

Willie Biles (1971-74) averaged an astonishing 30.3 points during his junior season, to set the school mark. He holds the Tulsa record for most points in a game (78 - Dec. 13, 1973), most points in a season (788) and highest career scoring average (22.7).

INSIDE

- Tulsa Team Records 70
- Tulsa Individual Records 70
- Opponent Records 71
- Tulsa Yearly Leaders 72-74
- Career Leaders 75-76
- Single-Season Leaders 76
- Single-Game Leaders 77-79
- Tulsa / Opponent Single-Game Highs 79-81
- All-Time Freshman Leaders 81

- Tulsa Scoring Records & Streaks 82-83
- 100-Point Games & Overtime History 83
- Point Clubs 84-85
- All-Time Record Against Opponents 86-87
- All-Time Series Results 88-99
- Tulsa vs. Nationally-Ranked Teams 100-101
- Reynolds Center Records 102-104
- Tulsa Year-by-Year Statistics 105
- Opponent Year-by-Year Statistics 106

Team Records

Single Game

Most Points - 141 vs. Prairie View A&M, Dec. 17, 1995
Most Points vs. MVC Team - 126 vs. Indiana State, March 1, 1984
Most Points vs. WAC Team - 128 vs. TCU, Feb. 27, 1997
Most Points vs. C-USA Team - 100 vs. Marshall, March 8, 2012 (30T)
Most Points vs. American Conference Team - 95 vs. Memphis, Jan. 30, 2019
Most Points (Both Teams) - 228, Tulsa (126) vs. Indiana State (102), March 1, 1984
Fewest Points - 11 vs. Creighton, 1934 (pre-1950); 33 vs. Oklahoma A&M, 1952 (post-1950)
Most Rebounds - 76 vs. Dartmouth, Dec. 10, 1973
Most Field Goals - 54 vs. Christian Brothers, Dec. 11, 1964
Most Field Goals Attempted - 112 vs. Samford, Nov. 27, 1972
Most 3-PT Field Goals - 18 vs. North Texas, Dec. 8, 1998
Most 3-Pt Field Goals Attempted - 41 vs. UConn, Jan. 3, 2018 (20T)
Most Free Throws - 45 vs. Tulane, Nov. 17, 1997
Most Free Throws Attempted - 58 vs. Tulane, Nov. 17, 1997 & vs. Marshall, March 8, 2012
Most Assists - 35 vs. Houston Baptist, Nov. 27, 1993
Most Steals - 25 vs. Fort Valley State, Nov. 24, 1984
Most Forced Turnovers - 39 by Arkansas-Pine Bluff, Nov. 27, 1999
Most Blocked Shots - 14 vs. SW Missouri State, Jan. 22, 1991 & vs. Loyola Marymount, Nov. 24, 2009
Most Personal Fouls - 36 vs. Wichita State, Jan. 21, 1953
Fewest Personal Fouls - 4 vs. NE Missouri State, Nov. 26, 1985

Single Season

Most Games Won - 32, 1999-00
Most Games Played - 39, 2007-08
Most 100-Pt Games in a Season - 8, 1983-84
Most Consecutive 100-Pt Games - 3, 1983-84
Most Points - 2,974 in 37 games, 1999-00
Highest Scoring Average - 90.5 in 31 games, 1983-84
Fewest Points - 285, 1942-43 (pre-1950); 1,325, 1951-52 (post-1950)
Lowest Scoring Average - 55.2 in 24 games, 1951-52
Most Rebounds - 1,495 in 39 games, 2007-08
Highest Rebounding Average - 47.6, 1974-75
Most Field Goals - 1,096 in 31 games, 1983-84
Most Field Goals Attempted - 2,226 in 29 games, 1974-75
Highest Field Goal Percentage - .527 (1,096-2,079) in 31 games, 1983-84
Most 3-PT Field Goals - 288, 2000-01
Most 3-PT Field Goals Attempted - 764, 1999-00
Highest 3-PT Field Goal Percentage - .413 (107-259) in 28 games, 1987-88
Most Free Throws - 631, 1980-81
Most Free Throws Attempted - 948, 1980-81
Highest Free Throw Percentage - .753 (545-724), 2001-02
Most Assists - 631, 1999-00
Most Steals - 433, 1999-00
Most Forced Turnovers - 751, 1999-00
Most Blocked Shots - 230, 2007-08
Most Personal Fouls - 730, 1999-00
Fewest Personal Fouls - 327, 1967-68

Individual Records

Single Game

Most Points - 48, Willie Biles vs. St. Cloud, Dec. 13, 1973; vs. Wichita State, March 3, 1973
Most Field Goals - 21, Steve Bracey vs. Drake, Jan. 8, 1972
Most Field Goals Attempted - 49, Willie Biles vs. West Texas State, Feb. 24, 1973
Most 3-PT Field Goals - 10, James Woodard at SMU, March 8, 2015
Most 3-Pt Field Goals Attempted - 17, Dante Swanson vs. San Jose State, Jan. 30, 2003
Most Free Throws - 23, Rick Park vs. Arkansas, Jan. 25, 1964
Most Free Throws Attempted - 24, Rick Park vs. Arkansas, Jan. 25, 1964
Most Rebounds - 26, Dana Lewis vs. MacMurray, Dec. 27, 1969
Most Assists - 15, Ricky Ross vs. Indiana State, March 1, 1984
Most Steals - 8, Paul Pressey vs. Oral Roberts, Feb. 25, 1982; Steve Harris vs. Pepperdine, Dec. 27, 1983; Eric Coley vs. UAB, Dec. 4, 1999 and vs. Rice, Feb. 14, 2000
Most Blocked Shots - 9, Michael Ruffin vs. Tulane, Nov. 17, 1998

Single Season

Most Games Played - 39, 8 players, 2007-08
Most Games Started - 37, Eric Coley, 1999-00; Greg Harrington, 1999-00, 2000-01; Tony Heard, 1999-00; Marcus Hill, 1999-00; Kevin Johnson, 2000-01
Most Points - 788, Willie Biles, 1972-73
Highest Scoring Average - 30.3, Willie Biles, 1972-73
Most Field Goals - 323, Willie Biles, 1972-73
Most Field Goals Attempted - 742, Willie Biles, 1972-73
Highest Field Goal Percentage - .659, Julian Hammond (172-261), 1965-66
Most 3-PT Field Goals - 93, Gary Collier, 1993-94
Most 3-PT Field Goals Attempted - 282, Shea Seals, 1996-97
Highest 3-PT Field Goal Percentage - .490, Dante Swanson (73-149), 2001-02
Most Free Throws - 229, Bob Patterson, 1954-55
Most Free Throws Attempted - 297, Bob Patterson, 1954-55
Highest Free Throw Percentage - .903, Rick Park (121-134), 1963-64
Most Consecutive Free Throws - 37, David Voss, 1960-61
Most Rebounds - 370, Bob Patterson, 1954-55
Highest Rebounding Average - 13.2, Bob Patterson, 1954-55
Most Assists - 201, Greg Harrington, 2000-01
Most Steals - 123, Eric Coley, 1999-00
Most Blocked Shots - 143, Jerome Jordan, 2007-08
Most Personal Fouls - 120, Brandon Kurtz, 1999-00
Most Disqualifications - 10, Bob Goodall, 1959-60; Larry Berke, 1963-64; Kauri Black, 2012-13

Career

Most Games - 141, Greg Harrington, 1998-02 and Ben Uzoh, 2006-10
Most Games Started - 140 Ben Uzoh, 2006-10
Most Points - 2,288, Shea Seals, 1993-97
Highest Scoring Average - 22.7, Willie Biles, 1971-74
Most Rebounds - 1,211, Michael Ruffin, 1995-99
Highest Rebounding Average - 12.7, Dana Lewis, 1969-71
Most Field Goals - 904, Steve Harris, 1981-85
Most Field Goals Attempted - 1,649, Steve Harris, 1981-85
Most 3-PT Field Goals - 299, Shea Seals, 1993-97
Most 3-PT Field Goals Attempted - 905, Shea Seals, 1993-97
Most Free Throws - 464, Ben Uzoh, 2006-10
Most Free Throws Attempted - 674, Michael Ruffin, 1995-99
Most Assists - 551, Greg Harrington, 1998-02
Most Steals - 299, Eric Coley, 1996-00
Most Blocked Shots - 333, Jerome Jordan, 2006-10
Most Personal Fouls - 390, D'Andre Wright, 2012-16
Most Disqualifications - 20, Bob Goodall, 1957-60; Anthony Fobbs, 1983-86

Opponent Records

Individual, Single Game

- Most Points** - 49, Bruce King, Pan American, Dec. 28, 1974
- Most Field Goals** - 19, Jonathan Manning, Oklahoma City, Jan. 20, 1975
- Most Field Goals Attempted** - 34, Jonathan Manning, Oklahoma City, Jan. 20, 1975
- Most 3-PT Field Goals** - 9, Jeff Allen, Drake, Jan. 13, 1994
- Most 3-PT Field Goals Attempted** - 18, Robert McKiver, Houston, March 26, 2008
- Most Free Throws** - 20, Carl Nicks, Indiana State, Jan. 14, 1980
- Most Free Throws Attempted** - 26, Lyndon Lee, Oklahoma City, Dec. 22, 1954
- Most Rebounds** - 26, Ken Harris, Drake, Feb. 12, 1977
- Most Assists** - 14, Terry Adolph, West Texas State, Feb. 4, 1980


Team, Single Game

- Most Points** - 118, Arkansas, Feb. 25, 1989
- Most Field Goals** - 49, Cincinnati, Feb. 19, 1960
- Most Field Goals Attempted** - 99, North Texas State, Feb. 21, 1976; West Texas State, Feb. 7, 1981
- Most 3-PT Field Goals** - 19, Oral Roberts, Nov. 29, 2021
- Most 3-PT Field Goals Attempted** - 42, California Baptist, Nov. 16, 2018
- Most Free Throws** - 37, TCU, Feb. 1, 1998
- Most Free Throws Attempted** - 57, Wichita State, Jan. 21, 1953
- Most Rebounds** - 68, Cincinnati, Jan. 14, 1961
- Most Assists** - 31, Arkansas, Mar. 24, 1994
- Most Blocked Shots** - 12, Memphis, Jan. 24, 2007



Dante Swanson's 49 percent from three-point range set a new school record and led the NCAA in 2001-02.

Julian Hammond holds the school's single-season record for highest field goal percentage at .659.



Team, Single Season

- Most Points** - 2,542 in 39 games, 2007-08
- Highest Scoring Average** - 85.3 in 26 games, 1972-73
- Fewest Points** - 102 in 1923-24 (pre-1950); 1,325 in 1951-52 (post-1950)
- Lowest Scoring Average** - 44.4 in 23 games, 1949-50
- Most Field Goals** - 1,007 in 33 games, 1980-81
- Most Field Goals Attempted** - 2,250 in 39 games, 2007-08
- Highest Field Goal Percentage** - .551 (925-1,811) in 27 games, 1976-77
- Most 3-PT Field Goals** - 282 in 31 games, 2017-18
- Most 3-PT Field Goals Attempted** - 851 in 32 games, 2018-19
- Highest 3-PT Field Goal Percentage** - .390 (128-328) in 30 games, 1986-87
- Most Free Throws** - 599 in 34 games, 2013-14
- Most Free Throws Attempted** - 869 in 34 games, 2013-14
- Highest Free Throw Percentage** - .750 (472-629) in 32 games, 2015-16
- Most Rebounds** - 1,327 in 37 games, 1999-00
- Most Assists** - 514 in 33 games, 1980-81
- Most Steals** - 317 in 33 games, 1998-99
- Most Blocked Shots** - 151 in 37 games, 2000-01
- Most Personal Fouls** - 817 in 33 games, 1980-81
- Fewest Personal Fouls** - 305 in 23 games, 1967-68

Greg Harrington is Tulsa's career record holder for most assists (551) and games played (141).



INTRO

PLAYERS

STAFF

REVIEW

AMERICAN ATHLETIC CONFERENCE

OPPONENTS

RECORDS

HISTORY

Tulsa Year-By-Year Leaders

Scoring

Year	Player	G	FG	FT	Pts	Avg
1945	Barney White (Sr.)	12	46	20	112	9.3
1946	not available	n/a	n/a	n/a	n/a	n/a
1947	not available	n/a	n/a	n/a	n/a	n/a
1948	Gerald Carrens (Jr.)	23	82	25	189	8.2
1949	Neil Ridley (So.)	24	101	51	253	10.5
1950	Neil Ridley (Jr.)	23	91	56	238	10.3
1951	Neil Ridley (Sr.)	27	111	66	288	10.7
1952	Dick Nunneley (So.)	24	141	100	382	15.8
1953	Dick Nunneley (Jr.)	25	119	90	327	13.1
1954	Dick Nunneley (Sr.)	29	171	162	504	17.3
1955	Bob Patterson (Sr.)	28	272	229	773	27.6
1956	Junior Born (Jr.)	26	151	79	381	14.6
1957	Jerry Evans (Sr.)	25	110	93	313	12.5
1958	Roger Wendel (Jr.)	26	147	161	455	17.5
1959	Roger Wendel (Sr.)	25	142	185	469	18.8
1960	David Voss (Jr.)	26	156	84	396	15.2
1961	David Voss (Sr.)	25	165	86	416	16.6
1962	Jim King (Jr.)	26	186	105	479	18.4
1963	Bill Kusleika (Jr.)	25	n/a	n/a	427	17.1
1964	Bill Kusleika (Sr.)	25	236	94	566	22.6
1965	Rick Park (Sr.)	25	157	145	459	18.4
1966	Julian Hammond (Sr.)	29	172	132	476	16.4
1967	Eldridge Webb (So.)	27	202	82	486	18.0
1968	Rob Washington (Jr.)	23	125	102	352	15.3
1969	Bobby Smith (Sr.)	27	281	99	661	24.5
1970	Ron Carson (Sr.)	26	221	91	535	20.5
1971	Dana Lewis (Jr.)	26	255	97	607	23.3
1972	Steve Bracey (Sr.)	26	255	117	627	24.1
1973	Willie Biles (Jr.)	26	323	142	788	30.3
1974	Willie Biles (Sr.)	26	257	127	641	24.7
1975	Ken Smith (Sr.)	29	255	97	607	20.9
1976	Leon Alvoid (Sr.)	27	183	35	401	14.9
1977	Teko Wynder (Sr.)	27	202	73	477	17.7
1978	Terry Sims (Jr.)	27	173	50	396	14.7
1979	Terry Sims (Sr.)	26	159	39	357	13.7
1980	Russell Sublet (Sr.)	26	186	59	431	16.6
1981	Greg Stewart (Jr.)	33	214	85	513	15.5
1982	Paul Pressey (Sr.)	30	154	87	395	13.2
1983	Ricky Ross (Jr.)	31	203	139	575	18.5
1984	Steve Harris (Jr.)	31	271	113	655	21.1
1985	Steve Harris (Sr.)	31	273	186	732	23.6
1986	Tracy Moore (So.)	32	217	105	539	16.8

(Three-point field goal became official in the 1986-87 season)

Year	Player	G	FG	3 Pts	FT	Pts	Avg
1987	David Moss (Sr.)	30	196	43	100	535	17.8
1988	Tracy Moore (Sr.)	28	211	64	109	595	21.3
1989	Lamont Randolph (Jr.)	31	154	0	100	408	13.2
1990	Marcell Gordon (Jr.)	30	145	9	88	387	12.9
1991	Marcell Gordon (Sr.)	30	179	8	136	502	16.7
1992	Mark Morse (Jr.)	30	161	53	74	449	14.9
1993	Mark Morse (Sr.)	29	176	75	77	504	17.4
1994	Gary Collier (Sr.)	31	254	93	109	710	22.9
1995	Shea Seals (So.)	32	182	80	157	601	18.8
1996	Shea Seals (Jr.)	30	161	59	131	512	17.1
1997	Shea Seals (Sr.)	34	231	85	158	705	20.7
1998	Rod Thompson (Sr.)	31	148	71	99	466	15.0
1999	Brandon Kurtz (Jr.)	33	142	8	100	392	11.9
2000	David Shelton (Jr.)	37	152	30	164	498	13.5
2001	Kevin Johnson (So.)	37	192	3	128	515	13.9
2002	Kevin Johnson (Jr.)	34	192	11	99	494	14.5
2003	Jason Parker (Jr.)	33	167	52	123	509	15.4
2004	Jason Parker (Sr.)	29	169	51	101	490	16.9
2005	Jarius Glenn (Sr.)	29	172	17	134	495	17.1
2006	Anthony Price (Sr.)	28	129	0	60	318	11.4
2007	Rod Earls (Jr.)	32	106	69	67	348	11.2
2008	Ben Uzoh (So.)	39	208	55	137	608	15.6
2009	Ben Uzoh (Jr.)	36	169	40	125	503	14.0
2010	Ben Uzoh (Sr.)	35	184	49	117	534	15.3
2011	Justin Hurtt (Sr.)	32	206	86	142	640	20.0
2012	Jordan Clarkson (So.)	31	167	43	134	511	16.5
2013	James Woodard (Fr.)	33	130	31	92	383	12.0
2014	James Woodard (So.)	34	162	65	139	528	15.5
2015	James Woodard (Jr.)	34	158	88	89	493	14.5
2016	James Woodard (Sr.)	31	145	77	110	477	15.4
2017	Junior Etou (Jr.)	32	123	44	112	402	12.6
2018	Junior Etou (Sr.)	31	145	42	133	465	15.0
2019	DaQuan Jeffries (Sr.)	31	138	45	83	404	13.0
2020	Martins Igbanu (Sr.)	31	142	3	134	421	13.6
2021	Brandon Rachal (Sr.)	23	122	32	69	345	15.0
2022	Jeriah Horne (Gr.)	30	170	66	93	499	16.1

Rebounding

Year	Player	Reb	Avg
1953	Warren Shackelford (Sr.)	161	6.4
1954	not available	n/a	n/a
1955	Bob Patterson (Sr.)	370	13.2
1956	Clester Harrington (So.)	176	6.7
1957	Clester Harrington (Jr.)	250	10.0
1958	Bob Goodall (So.)	303	11.6
1959	Bob Goodall (Jr.)	266	10.6
1960	Gene Estes (Jr.)	216	9.0
1961	Gene Estes (Sr.)	358	14.3
1962	Jim King (Jr.)	220	8.5
1963	Bill Kusleika (Jr.)	217	8.7
1964	Bill Kusleika (Sr.)	242	9.7
1965	Herman Callands (Jr.)	281	11.2
1966	Julian Hammond (Sr.)	256	8.8
1967	Bobby Smith (So.)	282	10.4
1968	Doug Robinson (Sr.)	204	9.7
1969	Rob Washington (Sr.)	279	10.3
1970	Dana Lewis (So.)	309	11.9
1971	Dana Lewis (Jr.)	352	13.5
1972	Larry Morris (Sr.)	267	10.3
	Joe Voskuhl (Jr.)	261	10.4
1973	Joe Voskuhl (Sr.)	284	10.9
1974	Ken Smith (Jr.)	215	8.3
1975	Ken Smith (Sr.)	320	11.0
1976	Dan O'Leary (Jr.)	190	7.0
1977	Dan O'Leary (Sr.)	190	7.0
1978	Lester Johnson (So.)	243	9.0
1979	Billy Keys (Sr.)	193	7.1
1980	Bob Stevenson (Jr.)	265	9.8
1981	David Brown (Jr.)	227	6.9
	Greg Stewart (Jr.)	227	6.9
1982	Paul Pressey (Sr.)	192	6.4
	Greg Stewart (Sr.)	191	6.4
1983	Ricky Ross (Jr.)	173	5.6
1984	Herb Johnson (Jr.)	236	7.6
1985	Herb Johnson (Sr.)	293	9.5
1986	David Moss (Jr.)	206	6.4
1987	Brian Rahilly (Sr.)	218	7.3
1988	Ray Wingard (Jr.)	208	7.4
1989	Ray Wingard (Sr.)	256	8.3
1990	Lamont Randolph (Sr.)	241	8.0
1991	Wade Jenkins (Sr.)	176	6.3
1992	Gary Collier (So.)	169	5.6
1993	Jeff Malham (Sr.)	168	5.8
1994	Gary Collier (Sr.)	209	6.7
1995	Shea Seals (So.)	222	6.9
1996	Michael Ruffin (Fr.)	232	7.7
1997	Michael Ruffin (So.)	341	10.0
1998	Michael Ruffin (Jr.)	296	9.5
1999	Michael Ruffin (Sr.)	342	10.4
2000	Brandon Kurtz (Sr.)	258	7.0
2001	Kevin Johnson (So.)	259	7.0
2002	Charlie Davis (Jr.)	229	6.7
2003	Kevin Johnson (Sr.)	232	7.0
	Charlie Davis (Sr.)	230	7.0
2004	Jarius Glenn (Jr.)	178	6.1
2005	Jarius Glenn (Sr.)	180	6.2
	Guilherme Teichmann (Sr.)	180	6.2
2006	Charles Ramsdell (Jr.)	173	6.2
2007	Ben Uzoh (Fr.)	155	5.0
2008	Jerome Jordan (So.)	309	7.9
2009	Jerome Jordan (Jr.)	308	8.6
2010	Jerome Jordan (Sr.)	317	9.1
2011	Steven Idlet (Jr.)	196	6.3
2012	Kodi Maduka (So.)	190	6.3
2013	James Woodard (Fr.)	187	5.8
2014	James Woodard (So.)	201	5.9
2015	Rashad Smith (Jr.)	203	6.0
2016	Shaquille Harrison (Sr.)	177	5.5
2017	Junior Etou (Jr.)	215	6.7
2018	Junior Etou (Sr.)	244	7.9
2019	Martins Igbanu (Jr.)	183	5.7
2020	Brandon Rachal (Jr.)	174	5.8
2021	Brandon Rachal (Sr.)	166	7.2
2022	Jeriah Horne (Gr.)	214	6.9

Field Goals Made

Year	Player	FG
1945	Barney White (Sr.)	46
1946	not available	n/a
1947	Gerald Carrens (So.)	47
1948	Gerald Carrens (Jr.)	82
1949	Neil Ridley (So.)	101
1950	Neil Ridley (Jr.)	91
1951	Neil Ridley (Sr.)	111
1952	Dick Nunneley (So.)	141
1953	Dick Nunneley (Jr.)	119
1954	Dick Nunneley (Sr.)	171
1955	Bob Patterson (Sr.)	272
1956	Junior Born (Jr.)	151
1957	Jerry Evans (Sr.)	110
1958	Roger Wendel (Jr.)	147
1959	Roger Wendel (Sr.)	142
1960	David Voss (Jr.)	156
1961	David Voss (Sr.)	165
1962	Jim King (Jr.)	186
1963	Bill Kuzleika (Jr.)	168
1964	Bill Kuzleika (Sr.)	236
1965	Rick Park (Sr.)	157
1966	Sherman Dillard (Sr.)	182
1967	Bobby Smith (So.)	171
1968	Bobby Smith (Jr.)	133
1969	Bobby Smith (Sr.)	281
1970	Dana Lewis (So.)	228
1971	Dana Lewis (Jr.)	255
1972	Steve Bracey (Sr.)	255
1973	Willie Biles (Jr.)	323
1974	Willie Biles (Sr.)	257
1975	Ken Smith (Sr.)	255
1976	Leon Alvoid (Sr.)	183
1977	Teko Wynder (Sr.)	202
1978	Terry Sims (Jr.)	173
1979	Terry Sims (Sr.)	159
1980	Russell Sublet (Sr.)	186
1981	Greg Stewart (Jr.)	214
1982	Paul Pressey (Sr.)	154
1983	Steve Harris (So.)	233
1984	Steve Harris (Jr.)	271
1985	Steve Harris (Sr.)	273
1986	Tracy Moore (So.)	217
1987	Tracy Moore (Jr.)	204
1988	Tracy Moore (Sr.)	211
1989	Lamont Randolph (Jr.)	154
1990	Marcell Gordon (Jr.)	145
1991	Marcell Gordon (Sr.)	179
1992	Mark Morse (Jr.)	161
1993	Mark Morse (Sr.)	176
1994	Gary Collier (Sr.)	254
1995	Shea Seals (So.)	182
1996	Shea Seals (Jr.)	161
1997	Shea Seals (Sr.)	231
1998	Rod Thompson (Sr.)	148
1999	Brandon Kurtz (Jr.)	142
2000	Eric Coley (Sr.)	178
2001	Kevin Johnson (So.)	192
2002	Kevin Johnson (Jr.)	192
2003	Kevin Johnson (Sr.)	200
2004	Jason Parker (Sr.)	169
2005	Jarius Glenn (Sr.)	172
2006	Anthony Price (Sr.)	129
2007	Rod Earls (Jr.)	106
2008	Ben Uzoh (So.)	208
2009	Jerome Jordan (Jr.)	180
2010	Jerome Jordan (Sr.)	184
2011	Justin Hurrntt (Sr.)	206
2012	Jordan Clarkson (So.)	167
2013	James Woodard (Fr.)	130
2014	James Woodard (So.)	162
2015	Shaquille Harrison (Jr.)	163
2016	Shaquille Harrison (Sr.)	174
2017	Junior Etou (Jr.)	123
2018	Junior Etou (Sr.)	145
2019	Martins Igbanu (Jr.)	143
2020	Martins Igbanu (Sr.)	142
2021	Brandon Rachal (Sr.)	122
2022	Jeriah Home (Gr.)	170

Field Goal Percentage

(Minimum 4 field goal attempts per game)

Year	Player	FG	FGA	PCT
1950	Neil Ridley (Jr.)	91	263	.346
1951	not available	n/a	n/a	n/a
1952	Warren Shackelford (Jr.)	95	225	.422
1953	Larry Whiteley (Sr.)	69	162	.426
1954	Bob Patterson (Jr.)	168	441	.380
1955	Bob Patterson (Sr.)	272	630	.431
1956	John Yates (Sr.)	105	244	.430
1957	Pete Collier (So.)	64	139	.460
1958	Bob Goodall (So.)	108	194	.557
1959	Jack Pontious (Sr.)	141	322	.438
1960	Bob Goodall (Sr.)	107	210	.509
1961	David Voss (Sr.)	165	366	.451
1962	Jim King (Jr.)	186	417	.446
1963	Bill Kuzleika (Jr.)	168	311	.540
1964	Rick Park (Jr.)	142	248	.573
1965	Rick Park (Sr.)	157	308	.510
1966	Julian Hammond (Sr.)	172	261	.659
1967	Rob Washington (So.)	150	286	.524
1968	Larry Sheatham (So.)	111	220	.505
1969	Bobby Smith (Sr.)	281	579	.485
1970	Dana Lewis (So.)	228	495	.460
1971	Dana Lewis (Jr.)	255	518	.492
1972	Joe Voskuhl (Jr.)	100	184	.543
1973	Allen Blackmon (So.)	116	222	.532
1974	Allen Blackmon (Jr.)	66	135	.489
1975	Dan O'Leary (So.)	114	206	.553
1976	Tom Vincent (So.)	124	241	.515
1977	Dan O'Leary (Sr.)	186	345	.539
1978	Terry Sims (Jr.)	173	341	.507
1979	Billy Keys (Sr.)	121	246	.492
1980	Lester Johnson (Sr.)	172	332	.518
1981	Greg Stewart (Jr.)	214	365	.586
1982	Bruce Vanley (So.)	138	227	.608
1983	Steve Ballard (Sr.)	93	149	.617
1984	Bruce Vanley (Sr.)	149	247	.603
1985	Steve Harris (Sr.)	273	499	.547
1986	David Moss (Jr.)	177	340	.521
1987	Donald Royster (Jr.)	86	152	.566
1988	Wade Jenkins (So.)	78	145	.538
1989	Lamont Randolph (Jr.)	154	252	.611
1990	Wade Jenkins (Jr.)	117	219	.534
1991	Marcell Gordon (Sr.)	179	355	.504
1992	Gary Collier (So.)	150	321	.467
1993	Jodie Huffman (Sr.)	123	227	.542
1994	Gary Collier (Sr.)	254	490	.518
1995	J.R. Rollo (Jr.)	67	141	.475
1996	Michael Ruffin (Fr.)	78	146	.534
1997	Michael Ruffin (So.)	98	174	.563
1998	Zac Bennett (So.)	79	149	.530
1999	Michael Ruffin (Sr.)	117	222	.527
2000	Eric Coley (Sr.)	178	340	.524
2001	Kevin Johnson (So.)	192	340	.565
2002	Charlie Davis (Jr.)	105	167	.629
2003	Charlie Davis (Sr.)	76	136	.559
2004	Anthony Price (So.)	138	256	.539
2005	Guilherme Teichmann (Sr.)	72	144	.500
2006	Anthony Price (Sr.)	129	200	.496
2007	Calvin Walls (Jr.)	68	158	.430
2008	Jerome Jordan (So.)	154	273	.564
2009	Jerome Jordan (Jr.)	180	307	.586
2010	Jerome Jordan (Sr.)	184	335	.549
2011	Steven Idlet (Jr.)	126	239	.527
2012	Kodi Maduka (So.)	85	163	.521
2013	D'Andre Wright (Fr.)	71	135	.526
2014	Rashad Smith (So.)	128	235	.545
2015	Rashad Smith (Jr.)	115	253	.455
2016	Brandon Swanngan (Sr.)	79	136	.581
2017	Junior Etou (Jr.)	123	251	.490
2018	DaQuan Jeffries (Jr.)	90	166	.542
2019	Martins Igbanu (Jr.)	143	232	.616
2020	Martins Igbanu (Sr.)	142	253	.561
2021	Darien Jackson (Sr.)	73	114	.640
2022	Darien Jackson (Gr.)	119	213	.559

Free Throw Percentage

(Minimum 2 free throw attempts per game)

Year	Player	FT	FTA	PCT
1948	Norman Ryser (So.)	30	45	.667
1949	Neil Ridley (So.)	51	83	.614
1950	Bob Nipp (Sr.)	37	52	.711
1951	not available	n/a	n/a	n/a
1952	Warren Shackelford (Jr.)	45	61	.738
1953	Marcus Arrington (Sr.)	68	97	.700
1954	Bob Patterson (Jr.)	145	203	.714
1955	Bob Patterson (Sr.)	229	297	.771
1956	John Yates (Sr.)	90	119	.756
1957	Jerry Evans (Sr.)	93	112	.830
1958	Roger Wendel (Jr.)	161	193	.834
1959	Roger Wendel (Sr.)	185	222	.833
1960	David Voss (Jr.)	84	106	.792
1961	David Voss (Sr.)	86	103	.835
1962	Gary Hevelone (Jr.)	69	84	.821
1963	Bill Kuzleika (Jr.)	91	112	.813
1964	Rick Park (Jr.)	121	134	.903
1965	Rick Park (Sr.)	145	165	.879
1966	Julian Hammond (Sr.)	132	202	.653
1967	Bobby Smith (So.)	63	90	.700
1968	Rob Washington (Jr.)	102	134	.761
1969	Bobby Smith	99	125	.792
1970	Ron Carson	91	114	.798
1971	Steve Bracey (Jr.)	72	102	.705
1972	Jim Clesson (Sr.)	85	99	.859
1973	Willie Biles (Jr.)	142	185	.768
1974	Willie Biles (Sr.)	127	172	.738
1975	Ken Smith (Sr.)	97	130	.746
1976	Dan O'Leary (Jr.)	55	68	.809
1977	Dan O'Leary (Sr.)	83	108	.769
1978	Steve McDowell	42	68	.809
1979	Terry Sims (Sr.)	39	48	.813
1980	Russell Sublet (Sr.)	59	74	.797
1981	Bob Stevenson (Sr.)	70	89	.787
1982	Steve Harris (Fr.)	57	67	.851
1983	Steve Harris (So.)	104	119	.874
1984	David Moss (Fr.)	57	69	.826
1985	Steve Harris (Sr.)	186	215	.865
1986	David Moss (Jr.)	116	134	.866
1987	David Moss (Sr.)	100	117	.855
1988	Ray Wingard (Jr.)	74	94	.787
1989	Ray Wingard (Sr.)	109	141	.773
1990	Reggie Shields (Jr.)	91	125	.728
1991	Reggie Shields (Sr.)	101	133	.759
1992	Gary Collier (So.)	63	79	.797
1993	Jeff Malham (Sr.)	83	98	.847
1994	Shea Seals (Fr.)	89	119	.748
1995	Shea Seals (So.)	157	198	.793
1996	Rod Thompson (So.)	54	64	.844
1997	Rod Thompson (Jr.)	56	68	.824
1998	Rod Thompson (Sr.)	99	123	.805
1999	Tony Heard (Jr.)	59	69	.855
2000	Greg Harrington (Sr.)	89	112	.795
2001	David Shelton (So.)	127	153	.830
2002	Greg Harrington (Sr.)	108	126	.857
2003	Dante Swanson (Sr.)	69	79	.873
2004	Jason Parker (Sr.)	101	131	.771
2005	Brett McDade (Fr.)	69	81	.852
2006	Brett McDade (So.)	96	114	.842
2007	Rod Earls (Jr.)	67	76	.882
2008	Ray Reese (Jr.)	58	70	.829
2009	Justin Hurrntt (So.)	57	71	.803
2010	Justin Hurrntt (Jr.)	90	111	.811
2011	Justin Hurrntt (Sr.)	142	175	.811
2012	Jordan Clarkson (So.)	134	171	.784
2013	Rashad Ray (Fr.)	55	70	.786
2014	James Woodard (So.)	139	178	.781
2015	Rashad Ray (Jr.)	74	92	.804
2016	James Woodard (Sr.)	110	140	.786
2017	Sterling Taplin (So.)	82	97	.845
2018	Curran Scott (So.)	58	69	.841
2019	Curran Scott (Jr.)	65	85	.765
2020	Brandon Rachal (Jr.)	100	126	.794
2021	Elijah Joiner (Sr.)	69	89	.775
2022	Sam Griffin (So.)	63	74	.851

Free Throws Made

Year	Player	FT
1945	Barney White (Sr.)	20
1946	not available	n/a
1947	Bob Nipp (Fr.)	43
1948	Norman Rysler (So.)	30
1949	Neil Ridley (So.)	51
1950	Neil Ridley (Sr.)	56
1951	Neil Ridley (Sr.)	66
1952	Dick Nunneley (So.)	100
1953	Dick Nunneley (Sr.)	90
1954	Dick Nunneley (Sr.)	162
1955	Bob Patterson (Sr.)	229
1956	John Yates (Sr.)	90
1957	Clester Harrington (Jr.)	98
1958	Roger Wendel (Sr.)	161
1959	Roger Wendel (Sr.)	185
1960	Bob Goodall (Sr.)	95
1961	Gene Estes (Sr.)	128
1962	Jim King (Sr.)	105
1963	Jim King (Sr.)	140
1964	Rick Park (Sr.)	121
1965	Rick Park (Sr.)	145
1966	Julian Hammond (Sr.)	132
1967	Rob Washington (So.)	113
1968	Rob Washington (Sr.)	102
1969	Rob Washington (Sr.)	121
1970	Ron Carson (Sr.)	91
1971	Larry Morris (Jr.)	98
1972	Steve Bracey (Sr.)	117
1973	Willie Biles (Sr.)	142
1974	Willie Biles (Sr.)	127
1975	Ken Smith (Sr.)	97
1976	Mark Tucker (So.)	79
1977	Dan O'Leary (Sr.)	83
1978	Lester Johnson (So.)	52
1979	Billy Keys (Jr.)	53
1980	Bob Stevenson (Jr.)	95
1981	Mike Anderson (Sr.)	123
1982	Mike Anderson (Sr.)	97
1983	Ricky Ross (Sr.)	139
1984	Ricky Ross (Sr.)	130
1985	Steve Harris (Sr.)	186
1986	David Moss (Sr.)	116
1987	David Moss (Sr.)	100
1988	Tracy Moore (Sr.)	109
1989	Ray Wingard (Sr.)	109
1990	Lamont Randolph (Sr.)	128
1991	Marcell Gordon (Sr.)	136
1992	Mark Morse (Jr.)	74
1993	Jeff Malham (Sr.)	83
1994	Cary Collier (Sr.)	109
1995	Shea Seals (So.)	157
1996	Shea Seals (Sr.)	131
1997	Shea Seals (Sr.)	158
1998	Michael Ruffin (Jr.)	104
1999	Michael Ruffin (Sr.)	149
2000	David Shelton (Jr.)	164
2001	Kevin Johnson (So.)	128
2002	Greg Harrington (Sr.)	108
2003	Jason Parker (Jr.)	123
2004	Jarius Glenn (Sr.)	110
2005	Jarius Glenn (Sr.)	134
2006	Brett McDade (So.)	96
2007	Ben Uzoh (Fr.)	85
2008	Ben Uzoh (So.)	137
2009	Jerome Jordan (Jr.)	137
2010	Jerome Jordan (Sr.)	172
2011	Justin Hurtt (Sr.)	142
2012	Jordan Clarkson (So.)	134
2013	James Woodard (Fr.)	92
2014	James Woodard (So.)	139
2015	Shaquille Harrison (Jr.)	108
2016	Shaquille Harrison (Sr.)	127
2017	Junior Etou (Jr.)	112
2018	Junior Etou (Sr.)	133
2019	Martins Igbanu (Jr.)	113
2020	Martins Igbanu (Sr.)	134
2021	Brandon Rachal (Sr.)	69
2022	Elijah Joiner (Sr.)	69
	Jeriah Horne (Gr.)	93

3-Point Field Goals Made

Year	Player	3 Pt. FG
1987	David Moss (Sr.)	43
1988	Tracy Moore (Sr.)	64
1989	Mark Giorgi (Jr.)	38
	Brian Loyd (Jr.)	38
1990	Brian Loyd (Sr.)	50
1991	Reggie Shields (Sr.)	51
1992	Mark Morse (Jr.)	53
1993	Mark Morse (Sr.)	75
1994	Gary Collier (Sr.)	93
1995	Shea Seals (So.)	80
1996	Cordell Love (Sr.)	71
1997	Shea Seals (Sr.)	85
1998	Rod Thompson (Sr.)	71
1999	Marcus Hill (So.)	72
2000	Tony Heard (Sr.)	78
2001	Marcus Hill (Sr.)	78
2002	Dante Swanson (Jr.)	73
2003	Dante Swanson (Sr.)	89
2004	Jason Parker (Sr.)	51
2005	Chris Wallace (Jr.)	41
2006	Charles Ramsdell (Jr.)	33

2007	Rod Earls (Jr.)	69
2008	Ben Uzoh (So.)	55
2009	Ray Reese (Sr.)	65
2010	Justin Hurtt (Jr.)	78
2011	Justin Hurtt (Sr.)	86
2012	Scottie Haralson (Jr.)	90
2013	Scottie Haralson (Sr.)	76
2014	James Woodard (So.)	65
2015	James Woodard (Jr.)	88
2016	Pat Birt (Jr.)	78
2017	Pat Birt (Sr.)	52
2018	Corey Henderson Jr. (Sr.)	73
2019	Jeriah Horne (So.)	49
2020	Jeriah Horne (Jr.)	56
2021	Austin Richie (Jr.)	38
2022	Sam Griffin (So.)	67

3-Point FG Percentage

(Minimum 3 three-point field goals attempts per game)					
Year	Player	FG	FGA	Pct	
1987	David Moss (Sr.)	43	105	.409	
1988	Tracy Moore (Sr.)	64	137	.467	
1989	Brian Loyd (Sr.)	38	96	.396	
1990	Brian Loyd (Sr.)	50	132	.379	
1991	Kelly Wells (Fr.)	32	83	.386	
1992	Jason Ludwig (Sr.)	50	121	.413	
1993	Gary Collier (Jr.)	42	90	.467	
1994	Gary Collier (Sr.)	93	201	.463	
1995	Pooh Williamson (Sr.)	56	142	.394	
1996	Cordell Love (Sr.)	71	205	.346	
1997	Jonnie Gendron (So.)	45	107	.421	
1998	Shawn Williams (Jr.)	39	96	.406	
1999	Marcus Hill (So.)	72	174	.414	
2000	Tony Heard (Sr.)	78	202	.386	
2001	Greg Harrington (Jr.)	52	111	.468	
2002	Dante Swanson (Jr.)	73	149	.490	
2003	Dante Swanson (Sr.)	89	207	.430	
2004	Jason Parker (Sr.)	51	136	.375	
2005	Chris Wallace (Jr.)	41	114	.360	
2006	Charles Ramsdell (Jr.)	33	88	.375	
2007	Rod Earls (Jr.)	69	169	.408	
2008	Brett McDade (Sr.)	52	123	.423	
2009	Justin Hurtt (So.)	55	141	.390	
2010	Justin Hurtt (Jr.)	78	200	.390	
2011	Scottie Haralson (So.)	82	219	.374	
2012	Scottie Haralson (Jr.)	90	221	.407	
2013	Pat Swilling Jr. (Jr.)	65	159	.409	
2014	James Woodard (So.)	65	168	.387	
2015	James Woodard (Jr.)	88	238	.370	
2016	Pat Birt (Jr.)	78	213	.366	
2017	Junior Etou (Jr.)	44	103	.427	
2018	Corey Henderson Jr. (Sr.)	73	196	.372	
2019	Curran Scott (Jr.)	41	104	.396	
2020	Lawson Korita (Sr.)	41	112	.366	
2021	Austin Richie (Jr.)	38	107	.355	
2022	Jeriah Horne (Gr.)	66	159	.415	

Assists

Year	Player	Assists	Avg
1977	Jack Dobbins (Fr.)	84	3.4
1978	John Gibson (Jr.)	74	2.9
1979	John Gibson (Sr.)	86	3.3
1980	Russell Sublet (Sr.)	66	2.5
1981	Paul Pressey (Jr.)	172	5.2
1982	Mike Anderson (Sr.)	133	4.4
1983	Mike Smith (Jr.)	125	4.6
1984	Ricky Ross (Sr.)	191	6.2
1985	Herb Johnson (Sr.)	90	2.9
1986	Byron Boudreaux (Jr.)	158	4.9
1987	Byron Boudreaux (Sr.)	171	5.9
1988	Tracy Moore (Sr.)	67	2.3
1989	Jamal West (So.)	126	4.1
1990	Reggie Shields (Jr.)	147	4.9
1991	Reggie Shields (Sr.)	154	5.5
1992	Mark Morse (Jr.)	153	5.1
1993	Mark Morse (Sr.)	132	4.6
1994	Lou Dawkins (Sr.)	138	4.6
1995	Shea Seals (So.)	127	3.9
1996	Dewayne Bonner (Sr.)	147	4.9
1997	Rod Thompson (Jr.)	117	3.5
1998	Rod Thompson (Sr.)	117	3.7
1999	Eric Coley (Jr.)	86	2.6
2000	Eric Coley (Sr.)	126	3.4
2001	Greg Harrington (Jr.)	201	5.4
2002	Greg Harrington (Sr.)	176	5.2
2003	Jason Parker (Jr.)	134	4.0
2004	Jason Parker (Sr.)	83	2.9
2005	Jarius Glenn (Sr.)	100	3.4
2006	Brett McDade (So.)	73	2.6
2007	Mark Hill (Fr.)	92	2.9
2008	Brett McDade (Sr.)	119	3.1
2009	Ben Uzoh (Jr.)	128	3.6
2010	Ben Uzoh (Sr.)	163	4.7
2011	Justin Hurtt (Sr.)	76	2.4
2012	Jordan Clarkson (So.)	79	2.5
2013	Shaquille Harrison (Fr.)	94	2.8
2014	Shaquille Harrison (So.)	110	3.2
2015	Shaquille Harrison (Jr.)	125	3.7
2016	Shaquille Harrison (Sr.)	132	4.1
2017	Sterling Taplin (So.)	122	3.8
2018	Sterling Taplin (Jr.)	132	4.4
2019	Sterling Taplin (Sr.)	131	4.1
2020	Elijah Joiner (Jr.)	86	2.9

2021	Elijah Joiner (Sr.)	88	4.0
2022	Anthony Pritchard (Fr.)	80	3.0

Steals

Year	Player	Steals	Avg
1978	Lester Johnson (So.)	19	0.7
1979	Marcus Peel (So.)	24	0.9
1980	Bob Stevenson (Jr.)	44	1.6
1981	Paul Pressey (Jr.)	96	2.9
1982	Paul Pressey (Sr.)	95	3.2
1983	Steve Harris (So.)	68	2.2
1984	Steve Harris (Jr.)	83	2.7
1985	Steve Harris (Sr.)	79	2.5
1986	Byron Boudreaux (Jr.)	42	1.3
1987	Byron Boudreaux (Sr.)	37	1.3
	David Moss (Sr.)	37	1.2
1988	Rod Parker (Sr.)	34	1.4
1989	Jamal West (So.)	52	1.7
1990	Reggie Shields (Jr.)	51	1.7
1991	Marcell Gordon (Sr.)	55	1.8
1992	Mark Morse (Jr.)	66	2.2
1993	Mark Morse (Sr.)	65	2.2
1994	Lou Dawkins (Sr.)	52	1.7
1995	Shea Seals (So.)	52	1.6
1996	Shea Seals (Jr.)	55	1.8
1997	Shea Seals (Sr.)	64	1.9
1998	Eric Coley (So.)	53	1.9
1999	Eric Coley (Jr.)	62	1.9
2000	Eric Coley (Sr.)	123	3.3
2001	Dante Swanson (So.)	53	1.4
2002	Antonio Reed (Jr.)	53	1.6
2003	Jason Parker (Jr.)	62	1.9
2004	Jason Parker (Sr.)	47	1.6
2005	Guilherme Teichmann (Sr.)	111	1.2
2006	Chris Wallace (Sr.)	30	1.1
2007	Rod Earls (Jr.)	39	1.3
2008	Ben Uzoh (So.)	39	1.0
2009	Ben Uzoh (Sr.)	54	1.5
2010	Ben Uzoh (Jr.)	34	0.9
2011	Steven Idlet (Jr.)	28	0.9
2012	Tim Peete (So.)	31	1.0
2013	Shaquille Harrison (Fr.)	56	1.7
2014	Shaquille Harrison (So.)	61	1.8
2015	Shaquille Harrison (Jr.)	67	1.9
2016	Shaquille Harrison (Sr.)	60	1.9
2017	Pat Birt (Sr.)	36	1.1
2018	Sterling Taplin (Jr.)	28	0.9
2019	DaQuan Jeffries (Sr.)	31	1.0
2020	Brandon Rachal (Jr.)	45	1.5
2021	Brandon Rachal (Sr.)	36	1.6
2022	Jeriah Horne (Gr.)	40	1.3

Blocked Shots

Year	Player	Blocks	Avg
1978	Lester Johnson (So.)	20	0.7
1979	Joe Cooper (Jr.)	21	1.2
1980	Lester Johnson (Sr.)	26	0.9
1981	Paul Pressey (Sr.)	26	0.8
1982	Bruce Vanley (So.)	24	0.8
1983	Bruce Vanley (Jr.)	24	1.0
1984	Vince Williams (Jr.)	30	0.9
1985	Herb Johnson (Sr.)	15	0.5
1986	David Moss (Jr.)	14	0.4
1987	Donald Royster (Jr.)	17	0.6
1988	Wade Jenkins (So.)	18	0.6
1989	Alyn Thomsen (So.)	20	0.6
1990	Wade Jenkins (Jr.)	22	0.8
1991	Alyn Thomsen (Sr.)	47	1.6
1992	Bryant Tipton (Jr.)	25	1.0
1993	Lou Dawkins (Jr.)	10	0.3
1994	J.R. Rollo (So.)	22	0.7
1995	Ray Poindexter (Jr.)	36	1.1
1996	Michael Ruffin (Fr.)	46	1.5
1997	Michael Ruffin (So.)	56	1.6
1998	Michael Ruffin (Jr.)	78	2.5
1999	Michael Ruffin (Sr.)	86	2.6
2000	Brandon Kurtz (Sr.)	47	1.3
2001	Kevin Johnson (So.)	86	2.3
2002	Kevin Johnson (Jr.)	71	2.1
2003	Kevin Johnson (Sr.)	76	2.3
2004	Anthony Price (So.)	28	0.9
2005	Guilherme Teichmann (Sr.)	48	1.7
2006	Anthony Price (Sr.)	30	1.1
2007	Jamel McLean (Fr.)	35	1.1
2008	Jerome Jordan (So.)	143	3.7
2009	Jerome Jordan (Jr.)	91	2.5
2010	Jerome Jordan (Sr.)	82	2.3
2011	Steven Idlet (Jr.)	28	0.9
2012	Kodi Maduka (So.)	53	1.8
2013	D'Andre Wright (Fr.)	25	1.0
2014	Brandon Swannegan (So.)	52	1.5
2015	Brandon Swannegan (Jr.)	49	1.4
2016	Brandon Swannegan (Sr.)	30	0.9
2017	Will Magnay (Fr.)	29	0.9
2018	DaQuan Jeffries (Jr.)	36	1.4
2019	DaQuan Jeffries (Sr.)	38	1.2
2020	Brandon Rachal (Jr.)	18	0.6
2021	Brandon Rachal (Sr.)	18	0.8
2022	Jeriah Horne (Gr.)	21	0.7

Tulsa Career Leaders

Career Scoring Leaders

Player, Pos	G	Years	Sr.	Jr.	So.	Fr.	Total	Avg.
1. Shea Seals, G	124	1993-97	705	512	601	470	2288	18.5
2. Steve Harris, G	122	1981-85	732	655	574	311	2272	18.6
3. Ben Uzoh, G	141	2006-10	534	503	608	306	1951	13.8
4. James Woodard, G	131	2012-16	477	493	528	383	1881	14.4
5. Tracy Moore, G	121	1984-88	595	506	539	183	1823	15.1
6. Gary Collier, F	116	1990-94	710	435	401	64	1610	13.9
7. Kevin Johnson, F	132	1999-03	500	494	515	68	1577	11.9
8. Justin Hurtt, G	120	2007-11	640	506	344	52	1542	12.9
9. Greg Harrington, G	141	1998-02	441	400	398	281	1520	10.8
10. Jerome Jordan, C	133	2006-10	540	497	410	61	1508	11.3
11. Shaquille Harrison, G	133	2012-16	483	447	325	226	1481	11.1
12. Willie Biles, G	65	1971-74	641	788	43	—	1472	22.6
13. Bob Patterson, F	84	1951-55	773	481	184	2	1440	17.1
14. Dante Swanson, G	139	1999-03	484	383	364	202	1433	10.3
15. Jason Parker, G	133	2000-04	490	509	294	108	1401	10.5
16. David Moss, F	123	1983-87	535	470	187	199	1391	11.3
17. Marcus Hill, G	134	1997-01	458	413	373	145	1389	10.4
18. Herbert Johnson, F	123	1981-85	508	466	285	113	1372	11.2
19. Bobby Smith, F	77	1966-69	661	302	405	—	1368	17.8
20. Jarius Glenn, F	125	2001-05	495	365	309	160	1329	10.6
21. Martins Igbanu F	126	2016-20	421	399	290	200	1310	10.4
22. Rob Washington, F	76	1966-69	523	352	413	—	1288	16.9
23. Dick Nunneley, G	78	1951-54	504	327	382	—	1213	15.6
24. Michael Ruffin, F	128	1995-99	383	322	291	213	1209	9.4
25. Jeriah Horne, F	94	2018-20, 21-22	499	343	324	—	1166	12.4
Eric Coley, F	131	1996-00	417	300	280	169	1166	8.9
27. Dana Lewis, C	52	1969-71	—	607	528	—	1135	21.8
28. Roger Wendel, G	76	1956-59	469	455	197	—	1121	14.8
29. Jim King, G	76	1960-63	406	479	234	—	1119	14.7
30. Ricky Ross, G	62	1982-84	536	575	—	—	1111	17.9
31. Dan O'Leary, F	91	1973-77	455	329	289	21	1094	12.0
32. Steve Bracey, G	51	1970-72	627	460	—	—	1087	21.3
33. Bruce Vanley, C	99	1980-84	365	220	342	156	1083	9.3
34. Anthony Price, F	119	2002-06	318	385	304	75	1082	9.1
35. David Voss, F	75	1958-61	416	396	262	—	1074	14.3
36. Scottie Haralson, G	96	2010-13	372	344	348	—	1064	11.1
37. Steven Idlet, F	132	2008-12	328	361	225	138	1052	8.0
38. Brett McDade, G	121	2004-08	310	177	284	270	1041	8.6
39. Lester Johnson, F	77	1977-80	393	269	374	—	1036	13.5
40. Sterling Taplin, G	123	2015-19	306	354	295	75	1030	8.4

Career Rebounding Leaders

Player, Pos	G	Years	Sr.	Jr.	So.	Fr.	Total	Avg.
1. Michael Ruffin, F	128	1995-99	342	296	341	232	1211	9.5
2. Jerome Jordan, C	133	2006-10	317	308	309	49	983	7.4
3. Bobby Goodall, C	76	1957-60	213	266	303	—	782	10.3
4. Shea Seals, G	124	1993-97	201	172	222	182	777	6.3
5. Herb Johnson, F	123	1981-82	293	236	150	85	764	6.2
6. Bobby Smith, F	77	1966-67	279	168	282	—	729	9.5
7. Gene Estes, C	74	1958-61	358	216	147	—	721	9.7
8. Kevin Johnson, F	132	1999-03	232	186	259	42	719	5.4
9. James Woodard, G	131	2012-16	163	167	201	187	718	5.5
10. Ben Uzoh, G	141	2006-10	163	175	212	155	705	5.0
11. Eric Coley, F	131	1996-00	250	179	148	120	697	5.3
12. Rob Washington, F	76	1966-69	279	177	238	—	694	9.1
13. Bob Patterson, F	84	1951-55	370	177	130	6	683	8.1
14. Clester Harrington, F	77	1955-58	236	250	176	—	662	8.6
Charlie Davis, F	132	1999-03	230	229	134	69	662	5.0
16. Dana Lewis, C	52	1969-71	—	352	309	—	661	12.7
Steven Idlet, F	132	2008-12	163	196	193	109	661	5.3
18. Joe Voskuhl, C	76	1970-73	284	261	89	—	634	8.3
19. Lester Johnson, F	77	1977-80	216	170	243	—	629	8.2
20. Dick Courter, C	105	1951-55	230	203	103	88	624	5.9
Martins Igbanu F	126	2016-20	156	183	158	127	624	5.0
22. Larry Morris, F	78	1969-72	267	187	157	—	611	7.8
23. Shaquille Harrison, G	133	2012-16	177	173	131	124	605	4.5
24. Jarius Glenn, F	125	2001-05	180	178	174	70	602	4.8
25. Doug Robinson, C	76	1965-68	204	240	157	—	601	7.9
26. Gary Collier, F	116	1990-94	209	166	169	43	587	5.1
27. David Moss, F	123	1983-87	194	206	93	88	581	4.7
28. Bob Stevenson, F	92	1977-81	178	264	112	11	565	5.1
29. Joe Richard, F	131	2008-12	110	195	190	68	563	4.3
30. James Woodard, G	100	2012-16	—	167	201	187	555	5.6

Career Assist Leaders

Player	Years	Assists
1. Greg Harrington	1998-02	551
2. Shaquille Harrison	2012-16	461
3. Byron Boudreaux	1983-87	457
4. Ben Uzoh	2006-10	425
5. Sterling Taplin	2015-19	406
6. Shea Seals	1993-97	388
7. Lou Dawkins	1989-94	339
8. Brett McDade	2004-08	336
9. Eric Coley	1996-00	335
10. Jason Parker	2000-04	322
11. Antonio Reed	1999-03	319
12. Rod Thompson	1995-98	318
13. Marcus Hill	1997-01	302
14. Reggie Shields	1989-91	301
15. Dante Swanson	1999-03	297
16. Paul Pressey	1980-82	291
17. Ricky Ross	1982-84	285
Mark Morse	1991-93	285
19. Pooh Williamson	1991-95	277
20. Jamal West	1987-91	252

Career Steal Leaders

Player	Years	Steals
1. Eric Coley	1996-00	299
2. Steve Harris	1981-85	271
3. Shaquille Harrison	2012-16	244
4. Shea Seals	1993-97	222
5. Paul Pressey	1980-82	191
6. Dante Swanson	1999-03	179
7. Lou Dawkins	1989-94	176
8. Jason Parker	2000-04	166
9. Ben Uzoh	2006-10	162
10. Herb Johnson	1981-85	143
11. Mike Anderson	1980-82	140
12. Marcus Hill	1997-01	136
Antonio Reed	1999-03	136
14. Mark Morse	1991-93	131
15. David Moss	1983-87	129
Darien Jackson	2017-2022	129
17. Jamal West	1987-92	124
18. Jarius Glenn	2001-05	123
19. Byron Boudreaux	1983-87	119
20. Brett McDade	2004-08	115

Career Blocked Shot Leaders

Player	Years	Blocks
1. Jerome Jordan	2006-10	333
2. Michael Ruffin	1995-99	266
3. Kevin Johnson	1999-03	251
4. Brandon Swannegan	2012-16	148
5. Eric Coley	1996-00	136
6. Steven Idlet	2008-12	118
7. Anthony Price	2002-06	101
8. Ben Uzoh	2006-10	99
9. Bruce Vanley	1980-84	93
10. Alyn Thomsen	1987-91	86
11. Brandon Kurtz	1998-00	80
12. Rafael Maldonado	1993-97	79
13. Kodi Maduka	2010-12	78
14. DaQuan Jeffries	2017-19	74
15. Rashad Smith	2011-16	72
16. Guilherme Teichmann	2003-05	66
17. D'Andre Wright	2012-16	65
18. Vince Williams	1981-85	64
Ray Poindexter	1994-96	64
20. Charles Ramsdell	2003-07	63

Tulsa Career/Single Season Leaders

Career Games Played Leaders

	Player	Years	Games
1.	Greg Harrington	1998-02	141
	Ben Uzoh	2006-10	141
3.	Dante Swanson	1999-03	139
4.	Marcus Hill	1997-01	134
	Sam Mitchell	2005-09	134
6.	Jason Parker	2000-04	133
	Jerome Jordan	2006-10	133
	Shaquille Harrison	2012-16	133
9.	Charlie Davis	1999-03	132
	Kevin Johnson	1999-03	132
	Steven Idlet	2008-12	132
12.	Eric Coley	1996-00	131
	Joe Richard	2008-12	131
	Rashad Ray	2012-16	131
	James Woodard	2012-16	131
16.	Ray Reese	2005-09	130
17.	Tim Peete	2010-14	129
	Darien Jackson	2017-22	129
19.	Michael Ruffin	1995-99	128
20.	Martins Igbanu	2016-20	126
21.	Jarius Glenn	2001-05	125
22.	Shea Seals	1993-97	124
	Rafael Maldonado	1993-97	124
	D'Andre Wright	2012-16	124
25.	Herb Johnson	1981-85	123
	Byron Boudreaux	1983-87	123
	David Moss	1983-87	123
	Brandon Swannegan	2012-16	123
	Sterling Taplin	2015-19	123
30.	Steve Harris	1981-85	122
	Lou Dawkins	1989-94	122
	J.R. Rollo	1992-96	122
33.	Tracy Moore	1984-88	121
	Brett McDade	2004-08	121

Single-Season Leaders

Field Goals Made

No.	Player	FGM
1.	Willie Biles (1972-73)	323
2.	Bobby Smith (1968-69)	281
3.	Steve Harris (1984-85)	273
4.	Bob Patterson (1954-55)	272
5.	Steve Harris (1983-84)	271
6.	Willie Biles (1973-74)	257
7.	Dana Lewis (1970-71)	255
	Steve Bracey (1971-72)	255
	Ken Smith (1974-75)	255
10.	Gary Collier (1993-94)	254

Field Goal Attempts

No.	Player	FGA
1.	Willie Biles (1972-73)	742
2.	Willie Biles (1973-74)	635
3.	Bob Patterson (1954-55)	630
4.	Ken Smith (1974-75)	603
5.	Shea Seals (1996-97)	586
6.	Bobby Smith (1968-69)	579
7.	Steve Bracey (1971-72)	546
8.	Dana Lewis (1970-71)	518
9.	Steve Harris (1984-85)	499
10.	Ron Carson (1969-70)	496

Field Goal Percentage

(minimum 125 attempts)

No.	Player	PCT (Made-Att)
1.	Julian Hammond (1965-66)	65.9% (172-261)
2.	Charlie Davis (2001-02)	62.9% (105-167)
3.	Steve Ballard (1982-83)	61.7% (93-149)
4.	Martins Igbanu (2018-19)	6.16% (143-232)
5.	Lamont Randolph (1988-89)	61.1% (154-252)
6.	Bruce Vanley (1981-82)	60.8% (138-227)

7.	Bruce Vanley (1983-84)	60.3% (149-247)
8.	Greg Stewart (1980-81)	58.6% (214-365)
	Jerome Jordan (2008-09)	58.6% (180-307)
10.	Brandon Swannegan (2015-16)	58.1% (79-136)

Free Throws Made

No.	Player	FTM
1.	Bob Patterson (1954-55)	229
2.	Steve Harris (1984-85)	186
3.	Roger Wendel (1958-59)	185
4.	Jerome Jordan (2009-10)	172
5.	David Shelton (1999-2000)	164
6.	Dick Nunneley (1953-54)	162
7.	Roger Wendel (1957-58)	161
8.	Shea Seals (1996-97)	158
9.	Shea Seals (1994-95)	157
10.	Michael Ruffin (1998-99)	149

Free Throw Attempts

No.	Player	FTA
1.	Bob Patterson (1954-55)	297
2.	Jerome Jordan (2009-10)	250
3.	Michael Ruffin (1998-99)	247
4.	Shea Seals (1996-97)	244
5.	Dick Nunneley (1953-54)	232
6.	Roger Wendel (1958-59)	222
7.	Steve Harris (1984-85)	215
8.	David Shelton (1999-2000)	214
9.	Lamont Randolph (1989-90)	207
10.	Bob Patterson (1953-54)	203

Free Throw Percentage

(minimum 65 attempts)

No.	Player	PCT (Made-Att)
1.	Rick Park (1963-64)	90.3% (121-134)
2.	Rod Earls (2006-07)	88.2% (67-76)
3.	Rick Park (1964-65)	87.9% (145-165)
4.	Steve Harris (1982-83)	87.4% (104-119)
5.	Dante Swanson (2002-03)	87.3% (69-79)
6.	David Moss (1985-86)	86.6% (116-134)
7.	Steve Harris (1984-85)	86.5% (186-215)
8.	Jim Clesson (1971-72)	85.9% (85-99)
9.	Greg Harrington (2001-02)	85.7% (108-126)
10.	Tony Heard (1998-99)	85.5% (59-69)
	David Moss (1986-87)	85.5% (100-117)

3-Point Field Goals Made

(since 1986-87)

No.	Player	Made
1.	Gary Collier (1993-94)	93
2.	Scottie Haralson (2011-12)	90
3.	Dante Swanson (2002-03)	89
4.	James Woodard (2014-15)	88
5.	Justin Hurtt (2010-11)	86
6.	Shea Seals (1996-97)	85
7.	Scottie Haralson (2010-11)	82
8.	Shea Seals (1994-95)	80
9.	Marcus Hill (2000-01)	78
	Tony Heard (1999-2000)	78
	Justin Hurtt (2009-10)	78
	Pat Birt (2015-16)	78
13.	James Woodard (2015-16)	77
14.	Scottie Haralson (2012-13)	76
15.	Shea Seals (1993-94)	75
	Mark Morse (1992-93)	75

3-Point Field Goal Attempts

(since 1986-87)

No.	Player	Attempts
1.	Shea Seals (1996-97)	282
2.	Shea Seals (1994-95)	238
	James Woodard (2014-15)	238
4.	Justin Hurtt (2010-11)	234
5.	Scottie Haralson (2011-12)	221

6.	Marcus Hill (2000-01)	220
7.	Scottie Haralson (2010-11)	219
8.	James Woodard (2015-16)	215
9.	Pat Birt (2015-16)	213
10.	Scottie Haralson (2012-13)	211

3-Point Field Goal Percentage

(minimum 90 attempts) (since 1986-87)

No.	Player	PCT (Made-Att)
1.	Dante Swanson (2001-02)	49.0% (73-149)*
2.	Greg Harrington (2000-01)	46.8% (52-111)
3.	Gary Collier (1992-93)	46.7% (42-90)
4.	Tracy Moore (1987-88)	46.7% (64-137)
5.	Gary Collier (1993-94)	46.3% (93-201)
6.	Alvin Williamson (1993-94)	45.3% (48-106)
7.	Dante Swanson (2000-01)	44.4% (56-126)
8.	Dante Swanson (2002-03)	43.0% (89-207)
9.	Junior Etou (2016-17)	42.7% (44-103)
10.	Brett McDade (2007-08)	42.3% (52-123)

* Led the nation

Rebounds

No.	Player	Rebounds (Avg.)
1.	Bob Patterson (1954-55)	370 (13.2)
2.	Gene Estes (1960-61)	358 (14.3)
3.	Dana Lewis (1970-71)	352 (13.5)
4.	Michael Ruffin (1998-99)	342 (10.4)
5.	Michael Ruffin (1996-97)	341 (10.0)
6.	Ken Smith (1974-75)	320 (11.0)
7.	Jerome Jordan (2009-10)	317 (9.1)
8.	Dana Lewis (1969-70)	309 (11.9)
9.	Jerome Jordan (2007-08)	309 (7.9)
10.	Jerome Jordan (2008-09)	308 (8.6)

Assists (since 1976-77)

No.	Player	Assists (Avg.)
1.	Greg Harrington (2000-01)	201 (5.4)
2.	Ricky Ross (1983-84)	191 (6.2)
3.	Greg Harrington (2001-02)	176 (5.2)
4.	Paul Pressey (1980-81)	172 (5.2)
5.	Byron Boudreaux (1986-87)	171 (5.9)
6.	Ben Uzoh (2009-10)	163 (4.7)
7.	Byron Boudreaux (1985-86)	158 (4.9)
8.	Reggie Shields (1990-91)	154 (5.5)
9.	Mark Morse (1991-92)	153 (5.1)
10.	Reggie Shields (1989-90)	147 (4.9)

Steals (since 1977-78)

No.	Player	Steals (Avg.)
1.	Eric Coley (1999-2000)	123 (3.3)
2.	Paul Pressey (1980-81)	96 (2.9)
3.	Paul Pressey (1981-82)	95 (3.2)
4.	Steve Harris (1983-84)	83 (2.7)
5.	Mike Anderson (1981-82)	81 (2.7)
6.	Steve Harris (1984-85)	79 (2.5)
7.	Steve Harris (1982-83)	68 (2.2)
8.	Shaquille Harrison (2014-15)	67 (1.9)
9.	Mark Morse (1991-92)	66 (2.2)
10.	Mark Morse (1992-93)	65 (2.2)

Blocked Shots (since 1977-78)

No.	Player	Blocked Shots (Avg.)
1.	Jerome Jordan (2007-08)	143 (3.7)
2.	Jerome Jordan (2008-09)	91 (2.5)
3.	Michael Ruffin (1998-99)	86 (2.6)
	Kevin Johnson (2000-01)	86 (2.3)
5.	Jerome Jordan (2009-10)	82 (2.3)
6.	Michael Ruffin (1997-98)	78 (2.5)
7.	Kevin Johnson (2002-03)	76 (2.3)
8.	Kevin Johnson (2001-02)	71 (2.1)
9.	Michael Ruffin (1996-97)	56 (1.6)
10.	Kodi Maduka (2011-12)	53 (1.7)

Tulsa Single-Game Leaders

Top Single-Game Scoring Highs

48	Willie Biles	Wichita State, Mar. 3 1973 at Tulsa
48	Willie Biles	St. Cloud, Dec. 13, 1973 at Tulsa
47	Steve Bracey	Drake, Jan. 8, 1972 at Tulsa
47	Willie Biles	North Texas State, Feb. 15, 1973 at Denton
46	Willie Biles	West Texas State, Feb. 24, 1973 at Amarillo
43	Willie Biles	Pan American, Dec. 28, 1973 at Edinburg
42	David Voss	North Texas State, Feb. 4, 1961 at Tulsa
42	Bill Kusleika	SW Louisiana, Dec. 11, 1963 at Tulsa
42	Willie Biles	Kansas State, Dec. 9, 1972 at Tulsa
41	Bill Kusleika	Christian Bros. (Tenn.), Dec. 11, 1963 at Tulsa
41	Willie Biles	Samford, Nov. 27, 1972 at Tulsa
40	Jim Clesson	Memphis State, Feb. 26, 1972 at Tulsa
40	Willie Biles	West Texas State, Jan. 17, 1973 at Tulsa
39	Bob Patterson	St. Louis, Feb. 26, 1955 at Tulsa
39	Jim King	Adams State, Dec. 18, 1962 at Tulsa
39	Anthony Price	SMU, Jan. 1, 2005 at Tulsa
38	Bob Patterson	Oklahoma City, Jan 8, 1955 at Okla. City
38	Dan O'Leary	Southern Illinois, Feb. 24, 1977 at Tulsa
37	Bob Patterson	Detroit, Feb. 7, 1955 at Detroit
37	Bill Kusleika	Wichita State, Feb. 29, 1964 at Wichita
37	Dana Lewis	North Texas State, Jan. 31, 1970 at Denton
37	Dana Lewis	Louisville, Feb. 3, 1971 at Louisville
37	Bob Stevenson	Southern Illinois, Jan. 5, 1980 at Tulsa
37	Steve Harris	Wichita State, Mar. 9, 1985 at Tulsa
37	Steve Harris	Creighton, Jan. 29, 1983 at Tulsa
36	Bob Patterson	Wichita State, Jan. 15, 1955 at Wichita
36	Bob Patterson	SMU, 1955 NCAA Western Regionals
36	Willie Biles	North Texas State, Jan. 13, 1973 at Tulsa
36	Willie Biles	Oklahoma City, Jan. 23, 1973 at Okla. City
36	Willie Biles	Louisville, Mar. 1, 1973 at Louisville
36	Roger Wendel	Hardin Simmons, Dec. 20, 1958 at Tulsa
36	Bobby Smith	Louisville, Feb. 13, 1969 at Louisville
36	Jim King	St. Louis, Jan. 8, 1962 at St. Louis
36	Jim King	Drake, Feb. 27, 1962 at Tulsa
36	Rick Park	North Texas State, Feb. 25, 1965 at Tulsa
36	Ken Smith	Drake, Jan. 11, 1975 at Des Moines
36	Herbert Johnson	Oklahoma State, Dec. 22, 1984 at Tulsa
36	David Moss	Wichita State, Mar. 4, 1987 at Tulsa
36	Justin Hurtt	Weber State, Dec. 16, 2010 at Tulsa
35	Bob Patterson	Hardin-Simmons, Feb. 12, 1955 at Tulsa
35	Bob Patterson	Wichita State, Mar. 5, 1955 at Tulsa
35	Roger Wendel	St. Louis, Feb. 10, 1958 at St. Louis
35	Dana Lewis	Wichita State, Mar. 2, 1970 at Tulsa
35	Steve Bracey	Memphis, Feb. 25, 1971 at Memphis
35	Steve Bracey	West Texas State, Feb. 17, 1972 at Tulsa
35	Willie Biles	Texas Tech, Dec. 12, 1972 at Lubbock
35	Steve Harris	Oklahoma, Jan. 9, 1985 at Tulsa
35	Steve Harris	Creighton, Feb. 16, 1985 at Omaha
35	Gary Collier	Northern Iowa, Mar. 6, 1994 at St. Louis
35	Gary Collier	Arkansas, Mar. 24, 1994 at Dallas
34	Bob Patterson	Notre Dame, Feb. 19, 1955 at Tulsa
34	Roger Wendel	Bradley, Feb. 24, 1958 at Peoria
34	Steve Bracey	Missouri-St. Louis, Dec. 30, 1971 at Tulsa
34	Willie Biles	Cincinnati, Dec. 23, 1972 at Tulsa
34	Willie Biles	Arkansas State, Dec. 15, 1973 at Tulsa
34	Willie Biles	West State State, Mar. 2, 1974 at Amarillo
34	Herbert Johnson	Indiana State, Mar. 8, 1983 at Tulsa
34	Tracy Moore	Wichita State, Mar. 5, 1988 at Wichita
34	Gary Collier	UCLA, Mar. 18, 1994 at Oklahoma City
34	Justin Hurtt	East Carolina, Feb. 27, 2010 at ECU
33	Roger Wendel	Cincinnati, Feb. 22, 1958 at Cincinnati
33	Jason Parker	Louisiana Tech, Feb. 10, 2003 at Ruston
33	Justin Hurtt	UT-San Antonio, Dec. 23, 2010 @ Tulsa

Single-Game Leaders

Rebounding (Minimum 15)

No.	Player	Reb	Opponent, Date, Site
1.	Dana Lewis	26	MacMurray, Dec. 27, 1969, Tulsa, Okla.
2.	Michael Ruffin	24	TCU, Feb. 27, 1997, Fort Worth, Texas
	Gene Estes	24	Texas Western, Dec. 5, 1960, Tulsa, Okla.
	Gene Estes	24	Oklahoma City, Feb. 8, 1961, Tulsa, Okla.
5.	Gene Estes	23	TCU, Dec. 30, 1960, Fort Worth, Texas
6.	Bob Patterson	22	Hardin-Simmons, Feb. 12, 1955, Tulsa, Okla.
	Herman Callands	22	Cincinnati, Feb. 20, 1965, Tulsa, Okla.
8.	James King	21	North Texas, Feb. 24, 1962, Tulsa, Okla.
	Michael Ruffin	21	TCU, Feb. 1, 1997, Tulsa, Okla.
10.	Bob Patterson	20	Texas A&M, Dec. 8, 1954, College Station, Texas
11.	Kwanza Johnson	19	Drake, Dec. 17, 1994, Des Moines, Iowa
12.	Clester Harrington	18	Santa Barbara, Jan. 30, 1957, Tulsa, Okla.
	Jack Pontious	18	Drake, Mar. 3, 1957, Tulsa, Okla.
	Julian Hammond	18	Wichita State, Feb. 18, 1965, Tulsa, Okla.
	Brandon Kurtz	18	SMU, Mar. 4, 2000, Dallas, Texas
	Marcus Hill	18	San Jose State, Mar. 8, 2001, Tulsa, Okla.

Assists (Minimum 8 — since 1976-77)

No.	Player	Asts	Opponent, Date, Site
1.	Ricky Ross	15	Indiana State, Mar. 1, 1984, Tulsa, Okla.
2.	Reggie Shields	13	Wichita State, Feb. 15, 1990, Tulsa, Okla.
3.	Paul Pressey	12	Bradley, Feb. 2, 1982, Peoria, Ill.
	Byron Boudreaux	12	USC, Jan. 24, 1987, Los Angeles, Calif.
	Greg Harrington	12	Buffalo, Dec. 20, 2001, Tulsa, Okla.
	Greg Harrington	12	Fresno State, Jan. 31, 2002, Tulsa, Okla.
	Elijah Joiner	12	Tulane, Mar. 11, 2021, Fort Worth, Texas
8.	Mike Smith	11	West Texas State, Feb. 24, 1983, Amarillo, Texas
	Byron Boudreaux	11	Oral Roberts, Dec. 19, 1985, Tulsa, Okla.
	Byron Boudreaux	11	Creighton, Jan. 29, 1987, Tulsa, Okla.
11.	Paul Pressey	10	West Texas State, Feb. 16, 1981, Amarillo, Texas
	David Moss	10	Oral Roberts, Jan. 2, 1986, Tulsa, Okla.
	Byron Boudreaux	10	Bradley, Mar. 5, 1986, Tulsa, Okla.
	Byron Boudreaux	10	Wichita State, Feb. 26, 1987, Wichita, Kan.
	Reggie Shields	10	Illinois State, Feb. 12, 1990, Normal, Ill.
	Reggie Shields	10	SW Missouri State, Feb. 20, 1991, Tulsa, Okla.
	Dewayne Bonner	10	Prairie View A&M, Dec. 17, 1995, Tulsa, Okla.
	Rod Thompson	10	San Jose State, Jan. 17, 1998, San Jose, Calif.
	Eric Coley	10	UAB, Dec. 4, 1999, Tulsa, Okla.
	Greg Harrington	10	San Jose State, Jan. 11, 2001, San Jose, Calif.
	Antonio Reed	10	San Jose State, Feb. 23, 2002, San Jose, Calif.
	Mark Hill	10	Tulane, Jan. 31, 2007, New Orleans, La.
	Ben Uzoh	10	Memphis, Feb. 13, 2010, Tulsa, Okla.
	Sterling Taplin	10	South Carolina State, Nov. 10, 2018
	Anthony Pritchard	10	Cincinnati, Feb. 12, 2022, Tulsa, Okla.

Steals (Minimum 5 — since 1977-78)

No.	Player	Stls	Opponent, Date, Site
1.	Paul Pressey	8	Oral Roberts, Feb. 25, 1982, Tulsa, Okla.
	Eric Coley	8	UAB, Dec. 4, 1999, Tulsa, Okla.
	Eric Coley	8	Rice, Feb. 14, 2000, Tulsa, Okla.
	Steve Harris	8	Pepperdine, Dec. 27, 1983, Tulsa, Okla.
5.	Paul Pressey	7	Wichita St., Jan. 10, 1981, Tulsa, Okla.
	Paul Pressey	7	West Virginia, Mar. 23, 1981, New York, NY
	Steve Harris	7	Oklahoma, Jan. 9, 1985, Tulsa, Okla.
	Steve Harris	7	Creighton, Jan. 12, 1985, Tulsa, Okla.
	Eric Coley	7	Nebraska, Dec. 1, 1997, Tulsa, Okla.
	Eric Coley	7	St. Joseph's, Nov. 29, 1999, Tulsa, Okla.
	Eric Coley	7	SW Missouri State, Dec. 7, 1999, Tulsa, Okla.
	Eric Coley	7	Boston College, Dec. 21, 1999, Tulsa, Okla.
	Shaquille Harrison	7	LSU Shreveport, Nov. 11, 2012, Tulsa, Okla.
14.	Steve Harris	6	Indiana State, Jan. 3, 1985, Tulsa, Okla.
	Jeff Malham	6	Hawaii, Dec. 3, 1992, Honolulu, Hawaii
	Mark Morse	6	Oral Roberts, Dec. 12, 1992, Tulsa, Okla.
	Jeff Malham	6	Creighton, Feb. 6, 1993, Omaha, Neb.
	Shea Seals	6	Houston Baptist, Nov. 27, 1993, Tulsa, Okla.
	Antonio Reed	6	Arkansas-Pine Bluff, Nov. 27, 1999, Tulsa, Okla.
	Marcus Hill	6	Texas-San Antonio, Dec. 1, 1999, Tulsa, Okla.
	Jason Parker	6	Hawaii, Feb. 1, 2003, Honolulu, Hawaii
	Ben Uzoh	6	BYU, Dec. 30, 2008, Tulsa, Okla.
	Rashad Smith	6	Northern Arizona, Dec. 22, 2015, Tulsa, Okla.

INTRO

PLAYERS

STAFF

REVIEW

CONFERENCE

OPPONENTS

RECORDS

HISTORY

Blocked Shots (Minimum 5 — since 1977-78)

No.	Player	Blks	Opponent, Date, Site
1.	Michael Ruffin	9	Tulane, Nov. 17, 1997, Tulsa, Okla.
2.	Kevin Johnson	8	TCU, Jan. 17, 2001, Tulsa, Okla.
3.	Jerome Jordan	8	Tulane, Jan. 16, 2008, Tulsa, Okla.
	Jerome Jordan	8	East Carolina, Mar. 12, 2008, Memphis, Tenn.
	Jerome Jordan	8	Bradley, Apr. 4, 2008, Tulsa, Okla.
6.	Bruce Vanley	7	Oral Roberts, Dec. 18, 1982, Tulsa, Okla.
	Alyn Thomsen	7	SW Missouri State, Feb. 20, 1991, Tulsa, Okla.
	Michael Ruffin	7	Marquette, Dec. 5, 1998, Milwaukee, Wis.
	Michael Ruffin	7	Wyoming, Jan. 10, 1999, Laramie, Wyo.
	Kevin Johnson	7	Rice, Jan. 28, 2002, Tulsa, Okla.
	Jerome Jordan	7	Mississippi Valley St., Dec. 30, 2007, Tulsa, Okla.
	Jerome Jordan	7	Marshall, March 1, 2008, Tulsa, Okla.
	Kodi Maduka	7	Western Kentucky, Nov. 17, 2011, Charleston, S.C.

Field Goals Made (Minimum 15)

No.	Player	FGM (Att)	Opponent, Date, Site
1.	Steve Bracey	21	Drake, Jan. 8, 1972, Tulsa, Okla.
2.	Willie Biles	20	North Texas, Feb. 15, 1973, Denton, Texas
	Willie Biles	20	West Texas St., Feb. 24, 1973, Amarillo, Texas
4.	Willie Biles	18 (30)	Pan American, Dec. 28, 1973, Tulsa, Okla.
	Willie Biles	18 (36)	St. Cloud, Dec. 14, 1973, Tulsa, Okla.
6.	Bob Patterson	17	St. Louis, Feb. 26, 1955, Tulsa, Okla.
7.	Willie Biles	16	Wichita State, Mar. 3, 1973, Tulsa, Okla.
	Herbert Johnson	16	Indiana State, Feb. 5, 1983, Normal, Ill.
9.	Bob Patterson	15	Wichita State, Jan. 15, 1954, Wichita, Kan.
	Herbert Johnson	15 (22)	Oklahoma State, Dec. 22, 1984, Tulsa, Okla.
	Ricky Ross	15 (22)	Indiana State, Mar. 6, 1984, Tulsa, Okla.
	Willie Biles	15 (29)	NE Louisiana, Dec. 8, 1973, Tulsa, Okla.
	Willie Biles	15 (34)	Arkansas State, Dec. 15, 1973, Jonesboro, Ark.

Field Goal Attempts (Minimum 20)

No.	Player	FGA (Made)	Opponent, Date, Site
1.	Willie Biles	49 (20)	West Texas State, Feb. 24, 1973, Amarillo, Texas
2.	Willie Biles	36 (18)	St. Cloud, Dec. 14, 1973, Tulsa, Okla.
3.	Willie Biles	34 (15)	Arkansas State, Dec. 15, 1973, Jonesboro, Ark.
4.	Willie Biles	33 (16)	Wichita State, Mar. 3, 1973, Tulsa, Okla.
5.	Willie Biles	30 (18)	Texas-Pan Am, Dec. 28, 1973, Tulsa, Okla.
6.	Willie Biles	29 (15)	NE Louisiana, Dec. 8, 1973, Tulsa, Okla.
	Tracy Moore	29 (10)	Wichita St., Feb. 2, 1988, Tulsa, Okla.
8.	Teko Wynder	28	Bradley, Feb. 26, 1977, Peoria, Ill.
9.	Willie Biles	27 (9)	Oklahoma State, Nov. 31, 1973, Tulsa, Okla.
10.	Herb Johnson	26 (16)	Indiana State, Mar. 8, 1983, Tulsa, Okla.
	Dick Nunneley	26 (13)	Detroit, Feb. 22, 1954, Tulsa, Okla.
	Gary Collier	26 (12)	Arkansas, Mar. 24, 1994, Dallas, Texas
	Shea Seals	26 (9)	Illinois State, Jan. 19, 1995, Normal, Ill.
	Justin Hurtt	26 (10)	Weber State, Dec. 16, 2010, Tulsa

FG Percentage (Minimum 9 attempts)

No.	Player	PCT (M-A)	Opponent, Date, Site
1.	Dante Swanson	100.0% (9-9)	BYU-Hawaii, Dec. 22, 2001, Laie, Hawaii
	Steven Idlet	100.0% (9-9)	Southeastern La., Nov. 13, 2011, Tulsa, Okla.
3.	Steve Harris	92.8% (13-14)	Drake, Jan. 5, 1984, Des Moines, Iowa
4.	Tracy Moore	92.3% (12-13)	Southern Illinois, Feb. 6, 1988, Tulsa, Okla.
5.	Gary Collier	91.6% (11-12)	Northern Iowa, Jan. 8, 1994, Tulsa, Okla.
	Charlie Davis	91.6% (11-12)	SMU, Jan. 19, 2002, Dallas, Texas
7.	DaQuan Jeffries	90.9% (10-11)	Texas-Arlington, Nov. 27, 2018
	Greg Stewart	90.9% (10-11)	Oral Roberts, Feb. 28, 1981, Tulsa, Okla.
9.	DaQuan Jeffries	90.0% (9-10)	Iowa State, Nov. 17, 2017, Conway, S.C.
	Lamont Randolph	90.0% (9-10)	So. Illinois, Feb. 18, 1989, Carbondale, Ill.

Three-Point FG Made (Minimum 5 Made — since 1986-87)

No.	Player	3PM (Att)	Opponent, Date, Site
1.	James Woodard	10 (16)	SMU, March 8, 2015, Dallas, Texas
2.	Corey Henderson Jr.	8 (15)	UConn, Jan. 3, 2018, Tulsa, Okla.
	Jason Parker	8 (13)	Wichita State, Dec 4, 2002, Tulsa, Okla.
4.	Shea Seals	7 (8)	Houston Baptist, Nov 27,1993, Tulsa, Okla.
	Shea Seals	7 (9)	UTEP, Feb 13, 1997, El Paso, Texas
	Rod Earls	7 (9)	East Carolina, Jan. 10, 2007, Tulsa, Okla.
	Justin Hurtt	7 (11)	East Carolina, Feb. 27, 2010, Greenville, N.C.
	Pat Birt	7 (10)	Tulane, Jan. 10, 2016, New Orleans, La.
	Sterling Taplin	7 (8)	UConn, Feb. 15, 2018, Hartford, Conn.
10.	David Moss	6 (10)	Oklahoma, Mar 13, 1987, Tucson, Ariz.
	Brian Loyd	6 (11)	Drake, Feb 20, 1989, Des Moines, Iowa
	Brian Loyd	6 (12)	Drake, Feb 20, 1989, Des Moines, Iowa
	Mark Morse	6 (6)	SW Missouri State, Jan 9, 1993, Springfield, Mo.

Mark Morse	6 (10)	Indiana State, Feb 25, 1993, Terre Haute, Ind.
Gary Collier	6 (8)	Indiana State, Jan 22, 1994, Normal, Ill.
Gary Collier	6 (11)	Illinois State, Feb 7, 1994, Normal, Ill.
Alvin Williamson	6 (9)	TCU, Jan 6, 1995, Fort Worth, Texas
Shea Seals	6 (13)	New Mexico State, Feb 6,1995, Las Cruces, NM
Cordell Love	6 (9)	North Carolina, Dec 2, 1995, Raleigh, NC
Shea Seals	6 (8)	SW Missouri State, Jan 20, 1996, Springfield, Mo.
Shea Seals	6 (9)	BYU, Feb 20, 1997, Tulsa, Okla.
Marcus Hill	6 (11)	North Texas, Dec 8, 1998, Tulsa, Okla.
Marcus Hill	6 (14)	UNC, Nov 11, 2000, Raleigh, NC
Greg Harrington	6 (9)	San Jose State, Jan 25, 2001, Tulsa, Okla.
Marcus Hill	6 (11)	Alabama, Mar 23, 2001, New York, NY
Dante Swanson	6 (9)	Kansas, Dec 29, 2001, Lawrence, Kan.
Antonio Reed	6 (8)	SMU, Feb 14, 2002, Tulsa, Okla.
Dante Swanson	6 (17)	San Jose State, Jan 30, 2003, San Jose, Calif.
Dante Swanson	6 (12)	Rice, Feb 8, 2003, Tulsa, Okla.
Dante Swanson	6 (8)	Nevada, Mar 8, 2003, Reno, Nev.
Glenn Andrews	6 (10)	SMU, Jan. 19, 2008, Dallas, Texas
Ben Uzoh	6 (8)	Presbyterian, Feb. 23, 2008, Tulsa, Okla.
Ray Reese	6 (8)	Marshall, Mar. 1, 2008, Tulsa, Okla.
Brett McDade	6 (9)	Miami (OH), Mar. 19, 2008, Tulsa, Okla.
Ray Reese	6 (8)	Rice, Mar. 12, 2009, Memphis, Tenn.
Justin Hurtt	6 (12)	Wichita State, Dec. 21, 2010, Wichita, Kan.
Scottie Haralson	6 (10)	UT-San Antonio, Dec. 23, 2010, Tulsa, Okla.
Justin Hurtt	6 (10)	UT-San Antonio, Dec. 23, 2010, Tulsa, Okla.
Scottie Haralson	6 (11)	Houston, Feb. 5, 2011, Tulsa, Okla.
Pat Swilling Jr.	6 (14)	SMU, Jan. 6, 2013, Dallas, Texas
James Woodard	6 (12)	Missouri State, Dec. 17, 2014, Tulsa, Okla.
Pat Birt	6 (9)	UConn, Feb. 13, 2016, Storrs, Conn.
Pat Birt	6 (7)	Stephen F. Austin, Dec. 22, 2016, Honolulu, Hawaii
Junior Etou	6 (9)	Cincinnati, Feb. 18, 2017, Cincinnati, Ohio
Sterling Taplin	6 (10)	Wichita State, Jan. 13, 2018, Tulsa, Okla.

Three-Point FG Attempts (Minimum 10 — since 1986-87)

No.	Player	3PA (M-A)	Opponent, Date, Site
1.	Dante Swanson	17 (6-17)	San Jose State, Jan 30, 2003, San Jose, Calif.
2.	James Woodard	16 (10-16)	SMU, March 8, 2015, Dallas, Texas
	Shea Seals	16 (5-16)	Illinois State, Jan 19, 1995, Normal, Ill.
4.	Corey Henderson Jr.	15 (8-15)	UConn, Jan. 3, 2018, Tulsa, Okla.
5.	Marcus Hill	14 (6-14)	North Carolina, Nov 11, 2000, Raleigh, NC
	Pat Swilling Jr.	14 (6-14)	SMU, Jan. 6, 2013, Dallas, Texas
7.	Jason Parker	13 (8-13)	Wichita State, Dec 4, 2002, Tulsa, Okla.
	Shea Seals	13 (6-13)	New Mexico St., Feb 6,1995, Las Cruces, NM
	Gary Collier	13 (6-13)	Arkansas, Mar 24, 1994, Dallas, Texas
	Rod Thompson	13 (5-13)	Fresno State, Jan 15, 1998, Fresno, Calif.
	Shea Seals	13 (4-13)	Creighton, Jan 17, 1996, Omaha, Neb.
	Shea Seals	13 (3-13)	Western Kentucky, Feb 4, 1995, Tulsa, Okla.
	Ray Reese	13 (4-13)	Ohio, Dec. 3, 2008, Athens, Ohio
	Pat Birt	13 (3-13)	Houston, Jan. 27, 2016, Houston, Texas
	Corey Henderson Jr.	13 (5-13)	SMU, Feb. 1, 2018, Tulsa, Okla.

Three-Point FG Percentage (Minimum 9 Attempts — since 1986-87)

No.	Player	3PA (M-A)	Opponent, Date, Site
1.	Shea Seals	77.8% (7-9)	UTEP, Feb 13, 1991, El Paso, Texas
	Rod Earls	77.8% (7-9)	East Carolina, Jan. 10, 2007, Tulsa, Okla.
3.	Ray Reese	75.0% (6-8)	Marshall, Mar. 1, 2008, Tulsa, Okla.
	Ben Uzoh	75.0% (6-8)	Presbyterian, Feb. 23, 2008, Tulsa, Okla.
5.	Pat Birt	70.0% (7-10)	Tulane, Jan. 10, 2016, New Orleans, La.
6.	Alvin Williamson	66.7% (6-9)	TCU, Jan 6, 1995, Fort Worth, Texas
	Cordell Love	66.7% (6-9)	North Carolina, Dec 2, 1995, Raleigh, NC
	Shea Seals	66.7% (6-9)	BYU, Feb 20, 1997, Tulsa, Okla.
	Greg Harrington	66.7% (6-9)	San Jose St., Jan 25, 2001, Tulsa, Okla.
	Dante Swanson	66.7% (6-9)	Kansas, Dec 29, 2001, Lawrence, Kan.
	Brett McDade	66.7% (6-9)	Miami, Mar. 19, 2008, Tulsa, Okla.
	Pat Birt	66.7% (6-9)	UConn, Feb. 13, 2016, Storrs, Conn.
	Junior Etou	66.7% (6-9)	Cincinnati, Feb. 18, 2017, Cincinnati, Ohio

Free Throws Made (Minimum 10)

No.	Player	FTM (M-A)	Opponent, Date, Site
1.	Rick Park	23 (23-23)	Arkansas, Jan 25, 1964, Tulsa, Okla.
2.	Roger Wendell	20 (20-22)	Arkansas, Dec 7, 1957, Tulsa, Okla.
3.	Bob Patterson	17 (17-19)	Wichita St., Jan 14, 1956, Tulsa, Okla.
4.	Willie Biles	16 (16-17)	Wichita State, Mar. 3, 1973, Tulsa, Okla.
	Bob Patterson	16 (16-18)	OCU, Jan 8, 1955, Oklahoma City, Okla.
	James King	16 (16-18)	St. Louis, Jan 8, 1962, Saint Louis, Mo.
	Jim Clesson	16 (16-18)	North Texas St., Feb 10, 1972, Denton, Texas
	Jeriah Home	16 (16-18)	Memphis, Jan. 23, 2022, Tulsa, Okla.
9.	Lamont Randolph	14 (14-19)	Creighton, Jan 6, 1990, Tulsa, Okla.
	Steven Idlet	14 (14-18)	Marshall, March 8, 2012, Memphis, Tenn.
11.	Kevin Johnson	13 (13-14)	Jackson St., Jan 2, 2001, Tulsa, Okla.
	David Moss	13 (13-14)	Indiana St., Feb 19, 1987, Tulsa, Okla.
	Tracy Moore	13 (13-15)	Drake, Mar 4, 1986, Tulsa, Okla.
	Tracy Moore	13 (13-15)	SIU, Feb 6, 1988, Tulsa, Okla.
	Jarius Glenn	13 (13-15)	Arkansas, Nov 30, 2004, Fayetteville, Ark.
	Ricky Ross	13 (13-16)	SIU, Feb 7, 1983, Carbondale, Ill.
	Michael Scott	13 (13-16)	Indiana St., Feb 1, 1990, Tulsa, Okla.
	Bob Patterson	13 (13-17)	Murray St., Jan 18, 1954, Tulsa, Okla.
	Anthony Price	13 (13-18)	SMU, Jan 1, 2005, Tulsa, Okla.
	Pete Collier	13 (n/a)	Detroit, Dec 20, 1956, Tulsa, Okla.
	Steve Harris	13 (13-14)	Oklahoma, Jan 9, 1985, Tulsa, Okla.
	Brett McDade	13 (13-14)	Southern, Dec 19, 2005, Tulsa, Okla.
	Rod Earls	13 (13-13)	Cal State Northridge, Nov. 25, 2006, Tulsa, Okla.
	Ben Uzoh	13 (13-14)	FIU, Nov. 15, 2009, Tulsa, Okla.
	Justin Hurtt	13 (13-15)	Weber State, Dec. 16, 2010, Tulsa, Okla.
	Shaquille Harrison	13 (13-17)	Ohio, Nov. 20, 2015, St. Thomas, USVI
	Junior Etou	13 (13-14)	Illinois St., Dec. 25, 2016, Honolulu, Hawaii

Free Throw Attempts (Minimum 12)

No.	Player	FTA (M-A)	Opponent, Date, Site
1.	Rick Park	24 (23-24)	Arkansas, Jan 25, 1964, Tulsa, Okla.
2.	Roger Wendell	22 (20-22)	Arkansas, Dec 7, 1957, Tulsa, Okla.
3.	Bob Patterson	19 (17-19)	Wichita State, Jan 14, 1956, Tulsa, Okla.
	Lamont Randolph	19 (14-19)	Creighton, Jan 6, 1990, Tulsa, Okla.
5.	Bob Patterson	18 (16-18)	Oklahoma City, Jan 8, 1955, Okla. City, Okla.
	Jim King	18 (16-18)	St. Louis, Jan 8, 1962, Saint Louis, Mo.
	Jim Clesson	18 (16-18)	North Texas State, Feb 10, 1972, Denton, Texas
	Steven Idlet	18 (14-18)	Marshall, March 8, 2012, Memphis, Tenn.
	Anthony Price	18 (13-18)	SMU, Jan 1, 2005, Tulsa, Okla.
	Michael Ruffin	18 (8-18)	Michigan State, Dec 22, 1998, Honolulu, Hawaii
	Martins Igbanu	18 (12-18)	East Carolina, Feb 12, 2020, Tulsa, Okla.
	Jeriah Home	18 (16-18)	Memphis, Jan. 23, 2022, Tulsa, Okla.
13.	Bob Patterson	17 (13-17)	Murray State, Jan 18, 1954, Tulsa, Okla.
	Willie Biles	17 (12-17)	St. Cloud, Dec 14, 1973, Tulsa, Okla.
	Willie Biles	17 (16-17)	Wichita State, Mar. 3, 1973, Tulsa, Okla.
	Shaquille Harrison	17 (13-17)	Ohio, Nov. 20, 2015, St. Thomas, USVI
17.	Ricky Ross	16 (13-16)	Southern Illinois, Feb 7, 1983, Carbondale, Ill.
	Michael Scott	16 (13-16)	Indiana State, Feb 1, 1990, Tulsa, Okla.
	Shea Seals	16 (9-16)	Louisville, Mar 15, 1996, Milwaukee, Wis.
	Dan O'Leary	16 (12-16)	VCU, Jan 27, 1977, Tulsa, Okla.
	Shea Seals	16 (5-16)	Illinois State, Jan 19, 1995, Normal, Ill.
	Jerome Jordan	16 (10-16)	Chicago State, Dec. 19, 2009, Tulsa, Okla.
	Shaquille Harrison	16 (11-16)	North Texas, March 6, 2014, Denton, Texas

Free Throw Percentage (Minimum 9 Attempts)

No.	Player	PCT (M-A)	Opponent, Date, Site
1.	Rod Earls	100.0% (13-13)	Cal State Northridge, Nov. 25, 2006, Tulsa, Okla.
	Steve Harns	100.0% (12-12)	Oral Roberts, Nov 27, 1984, Tulsa, Okla.
	Jeff Malham	100.0% (12-12)	Wichita State, Feb 27, 1993, Tulsa, Okla.
	Rod Thompson	100.0% (12-12)	Tulane, Nov 17, 1997, Tulsa, Okla.
	Ben Uzoh	100.0% (11-11)	Houston, Jan. 9, 2010, Houston, Texas
	Steve Harris	100.0% (10-10)	Creighton, Jan 12, 1985, Tulsa, Okla.
	Craig Hernadi	100.0% (10-10)	Prairie View A&M, Dec 17, 1997, Tulsa, Okla.
	J.R. Cunningham	100.0% (10-10)	Tulane, Nov 17, 1997, Tulsa, Okla.
	David Shelton	100.0% (10-10)	Boston College, Dec 21, 1999, Bayamon, PR
	Jason Parker	100.0% (10-10)	San Jose State, Jan 29, 2004, Tulsa, Okla.
	Ben Uzoh	100.0% (10-10)	UCF, Mar 8, 2008, Tulsa, Okla.
	Steven Idlet	100.0% (10-10)	Marshall, Feb. 4, 2012, Tulsa, Okla.
	Sterling Taplin	100.0% (10-10)	USF, Jan. 5, 2019
	Steve Harris	100.0% (9-9)	Bradley, Mar 7, 1985, Tulsa, Okla.
	Shea Seals	100.0% (9-9)	Arkansas, Mar 24, 1994, Dallas, Texas
	Corey Henderson Jr.	100.0% (9-9)	Wichita State, Jan. 28, 2018, Wichita, Kan.
	DaQuan Jeffries	100.0% (9-9)	California Baptist, Nov. 16, 2018

Tulsa Team Single-Game Highs

Points

No.	Points	Opponent	Date, Site
1.	141	Prairie View A&M	Dec 17, 1995, Tulsa, Okla. (TCC)
2.	128	Houston Baptist	Nov 27, 1993, Tulsa, Okla. (TCC)
	128	TCU	Feb 27, 1997, Fort Worth, Texas
4.	127	Christian Brothers	Dec 11, 1963, Tulsa, Okla. (TC)
5.	126	Indiana State	Mar 1, 1984, Tulsa, Okla. (TCC)
	126	Long Island	Dec 9, 1983, Tulsa, Okla. (TCC)
7.	125	Fort Valley State	Nov 24, 1984, Tulsa, Okla. (TCC)
8.	121	West Texas State	Jan 2, 1984, Tulsa, Okla. (TCC)
9.	115	Prairie View A&M	Dec 30, 2000, Tulsa, Okla. (DWR)
10.	114	Mississippi Valley	Jan 2, 1991, Tulsa, Okla. (TCC)
11.	113	North Texas	Dec 30, 1999, Denton, Texas
	113	San Diego State	Dec 21, 1970, Tulsa, Okla. (FP)

Rebounds

No.	Reb	Opponent	Date, Site
1.	76	Dartmouth	Dec. 30, 1973, Albuquerque, NM
2.	75	Long Beach State	Dec 14, 1964, Tulsa, Okla. (FP)
	74	Oklahoma	Dec 30, 1993, Oklahoma City, Okla.
3.	69	North Texas State	Feb 4, 1961, Tulsa, Okla. (FP)
4.	68	North Texas State	Nov 30, 1978, Denton, Texas
5.	66	West Texas State	Feb 7, 1981, Amarillo, Texas
6.	64	Mississippi Valley St.	Jan 2, 1991, Tulsa, Okla. (TCC)
7.	63	TCU	Dec 29, 1960, Oklahoma City, Okla.
8.	61	Delaware State	Dec 2, 1996, Tulsa, Okla. (TCC)
9.	60	Drake	Dec 17, 1994, Des Moines, Iowa
	60	Drake	Mar 2, 1957, Fairground Pavilion
	60	Prairie View A&M	Dec 12, 2004, Tulsa, Okla. (DWR)

Assists

No.	Asss	Opponent	Date, Site
1.	35	Houston Baptist	Nov 27, 1993, Tulsa, Okla. (TCC)
2.	34	Fort Valley State	Nov 24, 1984, Tulsa, Okla. (TCC)
3.	33	Indiana State	Feb 5, 1983, Terre Haute, Ind.
4.	31	West Texas State	Feb 7, 1981, Amarillo, Texas
	31	Oral Roberts	Dec 17, 1992, Tulsa, Okla. (TCC)
6.	30	Indiana State	Feb 11, 1978, Terre Haute, Ind.
	30	Oral Roberts	Jan 2, 1986, Mabee Center
8.	29	Louisville	Jan 4, 1969, Tulsa, Okla. (FP)
	29	North Texas	Dec 8, 1998, Tulsa, Okla. (TCC)
	29	North Texas	Dec 30, 1999, Denton, Texas
11.	26	Prairie View A&M	Dec 30, 2000, Tulsa, Okla. (DWR)
	26	Oklahoma	Dec 4, 1982, Norman, Okla.
	26	Northeastern State	Mar. 4, 2021, Tulsa, Okla. (DWR)
14.	25	Texas-Pan American	Mar 13, 1981, Mabee Center (NIT)
	25	Florida Southern	Dec 22, 1981, Tulsa, Okla. (TCC)
	25	Drake	Jan 19, 1991, Tulsa, Okla. (TCC)
	25	Morgan State	Dec 8, 1998, Tulsa, Okla. (TCC)
	25	TCU	Feb 27, 1997, Fort Worth, Texas
	25	Loyola-Marymount	Dec 20, 2008, Los Angeles, Calif.
	25	Southwestern Christian	Dec. 23, 2020, Tulsa, Okla. (DWR)

Steals

No.	Stls	Opponent	Date, Site
1.	25	Fort Valley State	Nov 24, 1984, Tulsa, Okla. (TCC)
2.	23	Arkansas- Pine Bluff	Nov 27, 1999, Tulsa, Okla. (DWR)
3.	22	Pepperdine	Dec 27, 1983, Tulsa, Okla. (TCC)
4.	20	Creighton	Mar 2, 1982, Tulsa, Okla. (TCC)
	20	Florida Southern	Dec 22, 1981, Tulsa, Okla. (TCC)
	20	Charleston Southern	Dec 14, 1991, Tulsa, Okla. (TCC)
	20	Arkansas-Pine Bluff	Nov 27, 1999, Tulsa, Okla. (DWR)
	20	St. Joseph's (Pa.)	Nov 29, 1999, Philadelphia, Pa.
	20	Rice	Feb 14, 2000, Tulsa, Okla. (DWR)
10.	19	Indiana State	Jan 6, 1983, Tulsa, Okla. (TCC)
	19	Indiana State	Jan 18, 1993, Tulsa, Okla. (TCC)
12.	18	Cleveland St	Dec 29, 1998, Tulsa, Okla. (DWR)
	18	Louisville	Dec 4, 1980, Tulsa, Okla. (TCC)
	18	NE Oklahoma State	Jan 27, 1982, Tulsa, Okla. (TCC)

Blocked Shots

No.	Blks	Opponent	Date, Site
1.	14	SW Missouri State	Jan 22, 1991, Springfield, Mo.
	14	Texas A&M-CC	Nov. 23, 2008, Tulsa, Okla. (DWR)
	14	Loyola Marymount	Nov. 24, 2009, Tulsa, Okla. (DWR)
4.	13	UTEP	Jan 13, 2007, Tulsa, Okla. (DWR)
5.	12	Centenary	Jan 24, 2000, Tulsa, Okla. (DWR)
	12	Tulane	Nov 17, 1997, Tulsa, Okla. (TCC)
	12	Wyoming	Jan 10, 1999, Tulsa, Okla. (DWR)
	12	Tulane	Jan 18, 2012, Tulsa, Okla. (DWR)
	12	TCU	Dec. 31, 2011, Fort Worth, Texas

INTRO

PLAYERS

STAFF

REVIEW

CONFERENCE

OPPONENTS

RECORDS

HISTORY

Tulsa Team Single-Game Highs

Field Goals Made

No.	FGM	Opponent	Date, Site
1.	54	Christian Brothers	Dec 11, 1964, Tulsa, Okla. (FP)
2.	53	Indiana State	Mar 1, 1984, Tulsa, Okla. (TCC)
3.	51	Houston Baptist	Nov 27, 1993, Tulsa, Okla. (TCC)
4.	50	Fort Valley State	Nov 24, 1984, Tulsa, Okla. (TCC)
5.	50	Prairie View A&M	Dec 17, 1995, Tulsa, Okla. (TCC)
6.	47	Pittsburg State	Dec 9, 1978, Tulsa, Okla. (TCC)
7.	47	Prairie View A&M	Dec 30, 2000, Tulsa, Okla. (DWR)
8.	47	North Texas State	Dec 21, 1976, Tulsa, Okla. (FP)
9.	47	TCU	Feb 27, 1997, Fort Worth, Texas
10.	46	Indiana State	Mar 8, 1983, Tulsa, Okla. (TCC)

Field Goals Attempted

No.	FGA	Opponent	Date, Site
1.	112	Samford	Nov 27, 1972, Tulsa, Okla. (FP)
2.	100	Houston Baptist	Nov 27, 1993, Tulsa, Okla. (TCC)
3.	96	New Mexico State	Feb 5, 1979, Tulsa, Okla. (TCC)
4.	94	North Texas	Nov 30, 1978, Denton, Texas
5.	89	Fort Valley State	Nov 24, 1984, Tulsa, Okla. (TCC)
6.	89	North Texas	Dec 21, 1976, Tulsa, Okla. (FP)
7.	89	Indiana State	Mar 8, 1983, Tulsa, Okla. (TCC)
8.	88	SW Missouri State	Dec 1, 1980, Tulsa, Okla. (TCC)
9.	84	Wisconsin-Mil.	Dec 22, 1977, Milwaukee, Wis.
10.	84	Colorado State	Dec 21, 2019, Tulsa Okla. (BOK)
11.	83	Oral Roberts	Dec 12, 1992, Tulsa, Okla. (TCC)
12.	83	Indiana State	Mar 1, 1984, Tulsa, Okla. (TCC)
13.	83	Brigham Young	Dec 5, 1991, Tulsa, Okla. (TCC)
14.	83	TCU	Feb 27, 1997, Fort Worth, Texas

3-Point Field Goals Made

No.	3PM	Opponent	Date, Site
1.	18	North Texas	Dec 8, 1998, Tulsa, Okla. (TCC)
2.	17	UConn	Jan. 3, 2018, Tulsa, Okla. (DWR)
3.	15	Houston Baptist	Nov 27, 1993, Tulsa, Okla. (TCC)
4.	15	TCU	Feb 1, 2001, Fort Worth, Texas
5.	15	Brigham Young	Dec 5, 1991, Tulsa, Okla. (TCC)
6.	15	Jackson State	Dec. 17, 2009, Tulsa, Okla. (DWR)
7.	14	SMU	Feb 24, 2001, Tulsa, Okla. (DWR)
8.	14	Wichita State	Dec 21, 2010, Wichita, Kan.
9.	14	East Carolina	Jan. 19, 2016, Greenville, N.C.
10.	14	Cincinnati	Feb. 25, 2018, Highland Heights, Ky.
11.	14	Cincinnati	Jan. 10, 2019, Tulsa, Okla. (DWR)

3-Point Field Goals Attempted

No.	3PA (3PM)	Opponent	Date, Site
1.	41 (17)	UConn	Jan. 3, 2018, Tulsa, Okla. (DWR)
2.	38 (13)	North Carolina	Nov 11, 2000, Chapel Hill, NC
3.	37 (15)	Houston Baptist	Nov 27, 1993, Tulsa, Okla. (TCC)
4.	36 (8)	SMU	Jan 25, 2003, Tulsa, Okla. (DWR)
5.	36 (13)	SMU	Feb 19, 2003, Dallas, Texas
6.	35 (15)	Brigham Young	Dec 5, 1991, Tulsa, Okla. (TCC)
7.	33 (18)	North Texas	Dec 8, 1998, Tulsa, Okla. (TCC)
8.	33 (8)	SMU	March 14, 2019, Memphis, Tenn.
9.	32 (9)	Ohio U.	Dec. 3, 2008, Athens, Ohio
10.	32 (8)	UCF	Jan. 24, 2016, Tulsa, Okla. (DWR)
11.	32 (12)	Tulane	Mar. 11, 2021, Fort Worth, Texas

Free Throws Made

No.	FTM	Opponent	Date, Site
1.	45	Tulane	Nov 17, 1997, Tulsa, Okla. (TCC)
2.	43	Arkansas	Jan 25, 1964, Tulsa, Okla. (FP)
3.	42	Southern Illinois	Jan 31, 1983, Tulsa, Okla. (TCC)
4.	40	UTEP	Jan 13, 2007, Reynolds Center
5.	40	Marshall	March 8, 2012, Memphis, Tenn.
6.	38	South Alabama	Nov. 21, 2009, Reynolds Center
7.	37	North Texas	Feb 10, 1972, Denton, Texas
8.	37	Southern Miss	Mar 5, 2011, Tulsa, Okla. (DWR)
9.	36	Long Island	Dec 9, 1983, Tulsa, Okla. (TCC)
10.	35	Bethune-Cookman	Dec 22, 1989, Tulsa, Okla. (TCC)
11.	35	Bradley	Jan 11, 1990, Tulsa, Okla. (TCC)
12.	35	UCLA	Mar 18, 1994, Okla. City, Okla. (NCAA)
13.	35	Houston	Feb. 16, 2013, Tulsa, Okla. (DWR)

Free Throws Attempted

Rk	FTA	Opponent	Date, Site
1.	58	Tulane	Nov 17, 1997, Tulsa, Okla. (TCC)
2.	58	Marshall	March 8, 2012, Memphis, Tenn.
3.	53	Arkansas	Jan 25, 1964, Tulsa, Okla. (FP)
4.	53	Arkansas	Jan 3, 1953, Fayetteville, Ark.
5.	53	Southern Illinois	Jan 31, 1983, Tulsa, Okla. (TCC)
6.	51	LSU	Jan 22, 1952, Tulsa, Okla. (FP)
7.	50	South Alabama	Nov. 21, 2009, Tulsa, Okla. (DWR)
8.	50	Houston	Feb. 16, 2013, Tulsa, Okla. (DWR)
9.	49	West Texas State	Jan 2, 1984, Amarillo, Texas
10.	49	Creighton	Feb 26, 1994, Tulsa, Okla. (TCC)
11.	48	Long Island	Dec 9, 1983, Tulsa, Okla. (TCC)
12.	48	Florida International	Feb. 22, 2014, Miami, Fla.

Opponent Team Single-Game Highs

Points

No.	Pts	Opponent	Date, Site
1.	118	Arkansas	Feb 25, 1989, Fayetteville, Arkansas
2.	112	Oklahoma	Dec 29, 1990, Oklahoma City, Okla.
3.	111	Oklahoma	Mar 14, 1991, Oklahoma City, Okla.
4.	111	Rice	Feb 14, 2004, Houston, Texas
5.	111	Colorado State	Dec 21, 2019, Tulsa Okla. (BOK)
6.	110	Cincinnati	Feb 29, 1960, Cincinnati, Ohio
7.	110	Drake	Mar 1, 1975, De Moines, Iowa
8.	110	North Texas	Dec 21, 1976, Tulsa, Okla. (FP)
9.	110	UCLA	Dec 18, 1976, Los Angeles, Calif.
10.	107	Drake	Feb 21, 1981, Des Moines, Iowa
11.	106	Oral Roberts	Dec 2, 1976, Tulsa, Okla. (ORU)
12.	106	Southern Illinois	Mar 1, 1993, Carbondale, Ill.

Rebounds

No.	Rebs	Opponent	Date, Site
1.	68	Cincinnati	Jan 14, 1961, Tulsa, Okla. (FP)
2.	65	Memphis State	Jan 15, 1972, Memphis, Tenn.
3.	65	UCLA	Dec 12, 1970, Los Angeles, Calif.
4.	64	Creighton	Feb 16, 1984, Omaha, Neb.
5.	63	Utah	Dec 14, 1957, Salt Lake City, Utah
6.	61	Oral Roberts	Dec 14, 1978, Tulsa, Okla. (ORU)
7.	60	New Mexico State	Feb 9, 1980, Las Cruces, NM
8.	58	SMU	Feb 3, 2000, Tulsa, Okla. (DWR)
9.	58	Southern Illinois	Feb 25, 1984, Tulsa, Okla. (TCC)
10.	57	UNLV	Dec 10, 1977, Las Vegas, Nev.
11.	57	Oklahoma	Dec 30, 1993, Oklahoma City, Okla.

Assists

No.	Asts	Opponent	Date, Site
1.	31	Arkansas	Mar 24, 1994, Dallas, Texas (NCAA)
2.	30	Arkansas	Feb 25, 1989, Fayetteville, Ark.
3.	30	Indiana State	Feb 11, 1978, Terre Haute, Ind.
4.	30	Oral Roberts	Jan 2, 1986, Tulsa, Okla. (ORU)
5.	29	New Mexico State	Feb 9, 1980, Las Cruces, NM
6.	27	Wichita State	Jan 13, 1983, Wichita, Kan.
7.	27	Wichita State	Jan. 28, 2018, Wichita, Kan.
8.	26	UTEP	Jan 8, 2005, El Paso, Texas
9.	26	Louisiana Tech	Mar 5, 2005, Ruston, La.
10.	26	Navy	Mar 14, 1986, Syracuse, NY (NCAA)
11.	26	Wichita State	Mar 9, 1985, Tulsa, Okla. (TCC)
12.	26	Cincinnati	Feb. 25, 2018, Highland Heights, Ky.

Steals

No.	Stls	Opponent	Date, Site
1.	21	UAB	Jan 11, 2006, Birmingham, Ala.
2.	18	Fresno State	Jan 15, 1998, Fresno, Calif.
3.	18	Louisville	Mar 15, 1996, Milwaukee, Wis. (NCAA)
4.	18	Minnesota	Mar 19, 2001, Minneapolis, Minn. (NCAA)
5.	18	SMU	Mar 4, 2000, Dallas, Texas
6.	17	Fresno State	Mar 4, 1999, Las Vegas, Nev.
7.	17	UAB	Nov 22, 1998, Birmingham, Ala.
8.	17	Drake	Jan 29, 1994, Des Moines, Iowa
9.	17	Creighton	Dec. 19, 2012, Omaha, Neb.
10.	16	Arkansas	Nov 29, 1987, Tulsa, Okla. (TCC)
11.	16	Oklahoma	Dec. 7, 2008, Tulsa, Okla. (BOK)
12.	16	Memphis	Feb. 11, 2009, Memphis, Tenn.
13.	16	San Diego State	Dec. 23, 2016, Honolulu, Hawaii

All-Time Freshman Leaders

Scoring Leaders

1.	Shea Seals (1993-94)	470
2.	James Woodard (2012-13)	383
3.	Steve Harris (1981-82)	311
4.	Jordan Clarkson (2010-11)	310
5.	Glenn Andrews (2007-08)	308
6.	Ben Uzoh (2006-07)	306
7.	Greg Harrington (1998-99)	281
8.	Brett McDade (2004-05)	270
9.	Eric McClellan (2011-12)	256
10.	Steve McDowell (1976-77)	238

Rebounding Leaders

1.	Michael Ruffin (1995-96)	232
2.	James Woodard (2012-13)	187
3.	Shea Seals (1993-94)	182
4.	Ben Uzoh (2006-07)	153
5.	Jamel McLean (2006-07)	151
6.	Zac Bennett (1996-97)	143
7.	Martins Igbanu (2016-17)	127
8.	Shaquille Harrison (2012-13)	124
9.	Steve McDowell (1976-77)	121
10.	Eric Coley (1996-97)	120

Assist Leaders

1.	Shea Seals (1993-94)	97
2.	Shaquille Harrison (2012-13)	94
3.	Mark Hill (2006-07)	92
4.	Jack Dobbins (1976-77)	84
5.	Anthony Pritchard (2021-22)	80
6.	Brett McDade (2004-05)	73
7.	Adrian Crawford (1996-97)	71
8.	Ty Nilsson (1979-80)	69
9.	Isaiah Hill (2019-2020)	69
10.	Eric McClellan (2011-12)	67
11.	Greg Harrington (1998-99)	66

Blocked Shots Leaders

1.	Michael Ruffin (1995-96)	46
2.	Jamel McLean (2006-07)	35
3.	Will Magnay (2016-17)	29
4.	Ben Uzoh (2006-07)	26
5.	Jack Ingram (2000-01)	26
6.	Kodi Maduka (2010-11)	25
7.	D'Andre Wright (2012-13)	25
8.	Brian Cardwell (2003-04)	24
9.	Steven Idlet (2008-09)	24
10.	Eric Coley (1996-97)	20

Steal Leaders

1.	Eric Coley (1996-97)	61
2.	Shaquille Harrison (2012-13)	56
3.	Shea Seals (1993-94)	51
4.	Dante Swanson (1999-00)	42
5.	Lou Dawkins (1989-90)	41
6.	Steve Harris (1981-82)	41
7.	David Moss (1983-84)	37
8.	Ben Uzoh (2006-07)	35
9.	Glenn Andrews (2007-08)	32
10.	James Woodard (2012-13)	31
11.	Isaiah Hill (2019-20)	31

Bold indicates current player

Blocked Shots

No.	Blocks	Opponent	Date, Site
1.	12	Memphis	Jan 24, 2007, Memphis, Tenn.
	12	Memphis	Feb. 2, 2013, Memphis, Tenn.
2.	11	Oklahoma	Dec 30, 1993, Oklahoma City, Okla.
	11	Fresno State	Feb 16, 2005, Fresno, Calif.
	11	Oklahoma	Dec 30, 1993, Oklahoma City, Okla.
5.	10	Bradley	Feb 17, 1996, Tulsa, Okla. (TCC)
	10	Kentucky	Dec 20, 1997, Lexington, Ky.
	10	Brigham Young	Dec 22, 1990, Provo, Utah
	10	Tulane	Dec 31, 1996, New Orleans, La.
	10	Oklahoma	Dec 21, 2006, Oklahoma City, Okla.
	10	Memphis	Mar. 14, 2009, Memphis, Tenn.
	10	UConn	Feb. 12, 2015, Hartford, Conn.
	10	UConn	Dec. 31, 2016, Tulsa, Okla.
	10	SMU	Mar. 3, 2022, Fort Worth, Texas

Field Goals Made

No.	FGM	Opponent	Date, Site
1.	49	Cincinnati	Feb 19, 1960, Cincinnati, Ohio
2.	48	North Texas	Dec 21, 1976, Tulsa, Okla. (FP)
3.	46	Arkansas	Feb 25, 1989, Fayetteville, Ark.
4.	45	UNLV	Dec 10, 1977, Las Vegas, Nev.
5.	44	Drake	Feb 21, 1981, Des Moines, Iowa
	44	Oral Roberts	Dec 20, 1979, Tulsa, Okla. (TCC)
	44	Oklahoma	Mar 14, 1991, Norman, Okla.
8.	42	Purdue	Dec 5, 1970, Tulsa, Okla. (FP)
9.	41	UCLA	Mar 18, 1994, Oklahoma City, Okla. (NCAA)
	41	Arkansas	Mar 24, 1994, Dallas, Texas (NCAA)

3-Point Field Goals Made

No.	3PM	Opponent	Date, Site
1.	19	Oral Roberts	Nov. 29, 2021, Tulsa, Oklahoma (MC)
2.	18	Houston	Jan. 11, 2018, Houston, Texas
3.	15	Baylor	Jan 5, 1993, Waco, Texas
	15	UTSA	Nov. 28, 2018, Tulsa, Okla. (DWR)
	15	Cincinnati	Feb. 25, 2018, Highland Heights, Ky.
	15	Wichita State	Feb. 20, 2019, Tulsa, Okla. (DWR)
	15	Southern Ill.	Dec. 11, 2021, Tulsa, Okla. (DWR)
8.	14	Drake	Jan 13, 1994, Tulsa, Okla. (TCC)
	14	Southern Illinois	Feb 14, 1996, Carbondale, Ill.
	14	Air Force	Feb 13, 1999, Tulsa, Okla. (DWR)
	14	Murray State	March 23, 2015, Tulsa, Okla. (DWR)
	14	Cincinnati	Jan. 24, 2019, Cincinnati, Ohio
	14	Colorado State	Dec 21, 2019, Tulsa, Okla. (BOK)
	14	Tulane	Jan. 26, 2022, New Orleans, La.

Free Throws Made

No.	FTM	Opponent	Date, Site
1.	39	UTEP	Mar 15, 1985, Albuquerque, NM (NCAA)
2.	37	TCU	Feb 1, 1998, Fort Worth, Texas
	37	Oklahoma	Dec 29, 1990, Oklahoma City, Okla.
4.	36	SW Missouri State	Feb 8, 1992, Springfield, Mo.
5.	35	Arkansas	Dec 6, 1956, Tulsa, Okla. (FP)
	35	Connecticut	Dec 29, 1978, New Haven, Conn.
	35	Oklahoma State	Nov 26, 1977, Oklahoma City, Okla.
	35	Nevada	Nov. 22, 2018, Las Vegas, Nev.
9.	34	Indiana State	Feb 25, 1993, Terre Haute, Ind.
	34	Oklahoma	Dec 30, 1989, Oklahoma City, Okla.
	34	Wichita State	Jan 21, 1953, Wichita, Kan.
	34	Oklahoma	Dec. 14, 2014, Norman, Okla.

Abbreviations

FP — Fairgrounds Pavilion
 TCC — Tulsa Convention Center
 DWR — Donald W. Reynolds Center
 BOK — BOK Center
 MC — Mabee Center



Scoring Records and Streaks

Tulsa Basketball Decade by Decade

Season	W	L	Pct	Games
1907-1909	4	2	.666	6
1910-1919	35	27	.565	62
1920-1929	78	60	.565	138
1930-1939	93	88	.514	181
1940-1949	60	120	.333	180
1950-1959	123	136	.475	259
1960-1969	133	124	.518	257
1970-1979	133	133	.500	266
1980-1989	201	105	.657	306
1990-1999	209	105	.666	314
2000-2009	194	125	.608	319
2010-2019	200	139	.590	339
2020-present	35	37	.585	41
Totals	1498	1201	.555	2699

Top 10 Scoring Teams

(Based on Scoring Average)

	Season	Games	Points	Average
1.	1983-84	31	2816*	90.8**
2.	1972-73	26	2218	85.3
3.	1970-71	26	2188	84.2
4.	1993-94	31	2586	83.4
5.	2009-10	35	2500	71.4
6.	1968-69	27	2244	83.1
7.	1973-74	26	2138	82.2
8.	1971-72	26	2126	81.8
9.	1984-85	31	2527	81.5
10.	1974-75	29	2360	81.4

* Most points scored in a single-season.

** Led the nation in scoring.

Top Scoring Games by Tulsa

Score	Date, Opponent
1. 141-50	Dec. 7, 1995 vs. Prairie View A&M at Convention Center
2. 128-63	Nov. 27, 1993 vs. Houston Baptist at Convention Center
128-84	Feb. 27, 1997 vs. TCU at Fort Worth, Texas
4. 127-81	Dec. 11, 1963 vs. Christian Brothers (TN) at Fairgrounds Pavilion
5. 126-80	Dec. 9, 1983 vs. Long Island (NY) at Convention Center
126-102	Mar. 1, 1984 vs. Indiana State at Convention Center
7. 125-83	Nov. 24, 1984 vs. Ft. Valley State (GA) at Convention Center
8. 121-82	Jan. 2, 1984 vs. West Texas State at Convention Center
9. 115-98	Jan. 13, 1994 vs. Drake at Convention Center
115-46	Dec. 30, 2000 vs. Prairie View A&M at Reynolds Center

Top Scoring Games by Opponent

Score	Date, Opponent
1. 118-69	Feb. 25, 1989 by Arkansas at Fayetteville, Ark.
2. 112-99	Dec. 29, 1990 by Oklahoma at Oklahoma City Myriad
3. 111-86	Mar. 14, 1991 by Oklahoma at Norman, Okla.
111-103	Feb. 14, 2004 by Rice at Houston, Texas
111-104	Dec 21, 2019 by Colorado State at BOK Center
6. 110-85	Dec. 18, 1976 by UCLA at Los Angeles, Calif.
110-103	Dec. 21, 1976 by North Texas State at Fairgrounds Pavilion
110-102	Mar. 1, 1975 by Drake at Fairgrounds Pavilion
110-64	Feb. 29, 1960 by Cincinnati at Cincinnati, Ohio
10. 107-87	Feb. 21, 1981 by Drake at Des Moines, Iowa

Tulsa's Basketball Streaks

Most Consecutive Games Won:	16 (Jan. 17, 1920 – Mar. 13, 1920)
	15 (Nov. 26, 1983 – Jan. 14, 1984)
Most Consecutive Games Lost:	17 (Jan. 19, 1929 – Feb. 19, 1930)
Most Consecutive Home Wins:	36 (Feb. 23, 1980 – Dec. 7, 1983)
Most Consecutive Non-Conference Home Wins:	28 (Dec. 11, 1982 – Dec. 18, 1986)
Most Consecutive Home Losses:	9 (Jan. 19, 1929 – Feb. 14, 1930)
Most Consecutive Road Wins:	10 (1919-20, 12 road games)
Most Consecutive Road Losses:	16 (Jan. 3, 1959 – Feb. 6, 1960, does not include neutral site games)
Most Home Wins:	19 (1981-82 and 1983-84)
Most Road Wins:	10 (1919-20, 1993-94, 1999-00, and 2001-02)
Best Season Start:	15-0 (1983-84)
Best Home Record:	19-0 (1981-82)
Best Road Record:	10-2 (1919-20 and 1993-94)
	10-3 (2001-02)

Tulsa's Missouri Valley Conference Streaks

(1936-96) (does not include MVC Tournament games)

Most Consecutive MVC Games Won:	12 (Feb. 9, 1994 – Jan. 16, 1995)
Most Consecutive MVC Games Lost:	16 (Feb. 9, 1948 – Feb. 28, 1949)
Most Consecutive MVC Home Wins:	22 (Feb. 23, 1980 – Feb. 17, 1983)
Most Consecutive MVC Home Losses:	10 (Feb. 16, 1942 – Feb. 21, 1946)
Most Consecutive MVC Road Wins:	6 (Feb. 23, 1991 – Feb. 1, 1992)
Most Consecutive MVC Road Losses:	17 (Jan. 27, 1958 – Feb. 6, 1960)
Most MVC Wins:	15 (1993-94)
Most MVC Home Wins:	9 (1993-94)
Most MVC Road Wins:	6 (several times, most recent 1995-96)
Best MVC Home Record:	8-0 (1980-81)
Best Road MVC Record:	6-2 (several times, most recent 1994-95)

Tulsa's Western Athletic Conference Streaks

(1996-2005) (does not include WAC Tournament games)

Most Consecutive WAC Games Won:	7 (Jan. 28, 2002 – Feb. 16, 2002)
Most Consecutive WAC Games Lost:	7 (Jan. 31, 2004 – Feb. 27, 2004)
Most Consecutive WAC Home Wins:	10 (Jan. 17, 2001 – Jan. 24, 2002)
Most Consecutive WAC Home Losses:	4 (Jan. 31, 2004 – Mar. 4, 2004)
Most Consecutive WAC Road Wins:	5 (Feb. 25, 1999 – Jan. 27, 2000)
Most Consecutive WAC Road Losses:	8 (Jan. 3, 2004 – Feb. 27, 2004)
Most WAC Wins:	15 (2001-02)
Most WAC Home Wins:	8 (2001-02, 2002-03)
Most WAC Road Wins:	7 (2001-02)
Best WAC Home Record:	8-1 (2001-02)
Best Road WAC Record:	6-1 (1999-2000)

Tulsa's Conference USA Streaks

(2005-14) (does not include C-USA Tournament games)

Most Consecutive C-USA Games Won:	8 (2013-14)
Most Consecutive C-USA Games Lost:	4 (2005-06)
Most Consecutive C-USA Home Wins:	7 (Jan. 17, 2009-Mar. 4, 2009)
Most Consecutive C-USA Home Losses:	2 (2005-06, 2007-08)
Most Consecutive C-USA Road Wins:	4 (2013-14)
Most Consecutive C-USA Road Losses:	5 (Feb. 18, 2006-Jan. 24, 2007)
Most C-USA Wins:	13 (2013-14)
Most C-USA Home Wins:	7 (2008-09, 2013-14)
Most C-USA Road Wins:	6 (2013-14)
Best C-USA Home Record:	7-1 (2008-09, 2013-14)
Best Road C-USA Record:	6-2 (2013-14)

Tulsa's American Athletic Conference Streaks

(2014-present) (does not include American Athletic Conference Tournament games)

Most Consecutive American Games Won:

10 (Dec. 31, 2014 – Jan. 31, 2015)

Most Consecutive American Games Lost:

7 (Dec. 29, 2021 - Jan. 29, 2022)

Most Consecutive American Home Wins:

8 (Jan. 5, 2016-March 5, 2016)

Most Consecutive American Home Losses:

5 (Feb. 3, 2021 - Jan. 29, 2022)

Most Consecutive American Road Wins:

6 (Dec. 31, 2014 – Feb. 5, 2015)

Most Consecutive American Road Losses:

6 (Jan. 25, 2017 – March 5, 2017)

Most American Wins:

14 (2014-15)

Most American Home Wins:

8 (2015-16 & 2017-18 & 2019-20)

Most American Road Wins:

7 (2014-15)

Best American Home Record:

8-1 (2015-16 & 2017-18 & 2019-20)

Best Road American Record:

7-2 (2014-15)

100-Point Games and Overtimes

Tulsa's Overtime History

Total Overtime Games: 116 (Won 55, Lost 61; Home 31-22; Away 19-34; Neutral 6-5)

Double Overtime Games: 22 (Won 10, Lost 12; Home 4-4; Away 4-6; Neutral 1-2)

Triple Overtime Games: 4 (Won 1, Lost 3; Home 1-0; Away 0-1; Neutral 0-2)

Most Overtime Games in a Single Season: 5

1987-88 (Won 0, Lost 5); 2007-08 (Won 2, Lost 3)

2011-12 (Won 1, Lost 4)

Most Double Overtime Games in a Single Season: 4, 1987-88 (Won 0, Lost 4)

First Overtime Game in Tulsa History: Tulsa 32, Phillips 26 • Feb. 25, 1921 at Enid, Okla.

First Double Overtime Game in Tulsa History: Central State (OK) 41, Tulsa 40 • Jan. 28, 1947 at Rogers H.S.

Last Single Overtime Game: Tulsa 79, UConn 75 • Jan. 26, 2020 at Hartford, Conn.

Last Single Overtime Victory: Tulsa 79, UConn 75 • Jan. 26, 2020 at Hartford, Conn.

Last Double Overtime Game: Tulsa 90, UConn 88 (2OT) • Jan. 3, 2018 at Reynolds Center

Last Double Overtime Victory: Tulsa 90, UConn 88 (2OT) • Jan. 3, 2018 at Reynolds Center

Triple Overtime Games: 4 games

UCF 97, Tulsa 91 • Jan. 12, 2008 at Orlando, Fla.

Marshall 105, Tulsa 100 • March 8, 2012 at Memphis, Tenn.

Tulsa 101, Houston 92 • Feb. 16, 2013 at Reynolds Center

Colorado State 111, Tulsa 104 • Dec. 21 at BOK Center

Tulsa has had Most Overtime Games Against: Wichita State, 11 (Won 4, Lost 7)

Three times in Tulsa History TU has played the Same Opponent in two Overtime Games in a

Single Season: Bradley, 1978-89 (Won 1, Lost 1), Illinois State, 1984-85 (Won 1, Lost 1), and SMU, 2004-05 (Won 0, Lost 2)

Most Consecutive Overtime Games Played: 2 games, Dec. 3 and 6, 1956 (Won 0, Lost 2);

Feb. 27 and Mar. 5, 1988 (Won 0, Lost 2); Jan. 30 and Feb. 2, 1993 (Won 0, Lost 2);

Feb. 14 and 17, 1996 (Won 1, Lost 1); March 13 and 14, 2008 (Won 2, Lost 0);

Dec. 12 and 16, 2010 (Won 1, Lost 1)

Tulsa 100-Point Games Records

First game Tulsa scored 100 or more points: Tulsa 107, Adams State (Colo.) 54 • Dec. 18, 1962 at Fairgrounds Pavilion

First game an Opponent scored 100 or more points: Cincinnati 110, Tulsa 64 • Feb. 29, 1960 at Cincinnati, Ohio

Last time Tulsa scored 100 or more points: Tulsa 107, Northeastern State 74 • Mar. 4, 2021 at Reynolds Center

Last time Tulsa scored 100 or more points at home: Tulsa 107, Northeastern State 74 • Mar. 4, 2021 at Reynolds Center

Last time an Opponent scored 100 or more points: Colorado State 111, Tulsa 104 • Dec. 21, 2019 at BOK Center

Most 100 or more points in a season by Tulsa: 8, 1983-84 season

Most 100 or more points in a season by the Opponent: 3, three times (1974-75, 1976-77 and 1977-78)

Total 100 or more point games in Tulsa history: 78 (Home: 61, Road: 12, Neutral: 5)

Total 100 or more point games in Tulsa history by an Opponent: 34 (At Opponent: 24, At Tulsa: 6, At Neutral site: 4)

Tulsa has scored 100 or more points in two games, in the same season, against the same opponent: Pan American (1973-74), Indiana State (1983-84); and Oral Roberts (1992-93)

Opponent has scored 100 or more points against Tulsa in two games, in the same season: Oklahoma (1990-91)

Most consecutive games Tulsa has scored 100 or more points: 3 games (Feb. 18- Mar. 1, 1984)

Most consecutive games opponents have scored 100 or more points: 2 games (Dec. 18-21, 1976)

Opponent that Tulsa has scored the most career 100 or more points against: 5 vs. West Texas State; Indiana State

Opponent that has scored most career 100 or more points against Tulsa: 4, Indiana State

Both teams scoring 100 or more points in a single game:

Oklahoma City 101, Tulsa 100 (OT) • Feb. 24, 1972 at Fairgrounds Pavilion

Tulsa 106, Oklahoma City 105 • Jan. 20, 1975 at Oklahoma City, Okla.

North Texas State 110, Tulsa 103 • Dec. 21, 1976 at Fairgrounds Pavilion

UNLV 104, Tulsa 103 (2 OT) • Dec. 10, 1977 at Las Vegas, Nev.

Tulsa 126, Indiana State 102 • Mar. 1, 1984 at Convention Center

Tulsa 112, UCLA 102 • Mar. 18, 1994 at The Myriad in Oklahoma City (first round of NCAA tournament)

TCU 102, Tulsa 100 • Feb. 1, 1998 at Fort Worth, Texas

Rice 111, Tulsa 103 • Feb. 14, 2004 (2OT) at Houston, Texas

Marshall 105, Tulsa 100 (3OT) • March 8, 2012 at Memphis, Tenn.

Colorado State 111, Tulsa 104 (3OT) • Dec. 21, 2019 at BOK Center

Most Points by Two Teams: 228 points • Tulsa 126, Indiana State 102 • March 1, 1984

Largest Margin of Victory: 91 points • Tulsa 141, Prairie View A&M 50 • Dec. 17, 1995 at Tulsa Convention Center

Largest Margin of Defeat: 54 points • Kentucky 72, Tulsa 18 • Dec. 3, 1947 at Lexington, Ky.

Last time Tulsa scored 100 points at home and lost: North Texas 110, Tulsa 103 • Dec. 21, 1976 • Fairgrounds Pavilion

Last time Tulsa lost at home when an opponent scored 100 points: Wichita State 102, Tulsa 84 • Jan. 16, 1978 • Tulsa Convention Center

INTRO

PLAYERS

STAFF

REVIEW

AMERICAN ATHLETIC
CONFERENCE

OPPONENTS

RECORDS

HISTORY

Tulsa Points Club

700-Point Club

Player	Season	G	FG-FGA	Pct.	3 Pts.	Pct.	FT-FTA	Pct.	Pts.	Avg.
Willie Biles	1972-73	26	323-742	.435			142-185	.768	788	30.3
Bob Patterson	1954-55	28	272-630	.431			229-297	.771	773	27.6
Steve Harris	1984-85	31	273-499	.547			186-215	.865	732	23.6
Gary Collier	1993-94	31	254-490	.518	93-201	.463	109-141	.773	710	22.9
Shea Seals	1996-97	34	231-586	.394	85-282	.301	158-244	.648	705	20.7

600-Point Club

Player	Season	G	FG-FGA	Pct.	3 Pts.	Pct.	FT-FTA	Pct.	Pts.	Avg.
Bobby Smith	1968-69	27	281-579	.485			99-125	.792	661	24.5
Steve Harris	1983-84	31	271-468	.579			113-142	.796	655	21.1
Willie Biles	1973-74	26	257-635	.405			127-172	.738	641	24.7
Justin Hurtt	2010-11	32	206-494	.417	86-234	.368	142-175	.811	640	20.0
Steve Bracey	1972-72	26	255-546	.467			117-159	.736	627	24.1
Ben Uzoh	2007-08	39	208-426	.488	55-157	.350	137-170	.806	608	15.6
Dana Lewis	1970-71	26	255-518	.492			97-159	.610	607	23.3
Ken Smith	1974-75	29	255-603	.423			97-130	.746	607	20.9
Shea Seals	1994-95	32	182-468	.389	80-238	.336	157-198	.793	601	18.8

500-Point Club

Player	Season	G	FG-FGA	Pct.	3 Pts.	Pct.	FT-FTA	Pct.	Pts.	Avg.
Tracy Moore	1987-88	28	211-483	.437	64-137	.467	109-151	.723	595	21.3
Ricky Ross	1982-83	31	203-457	.444	30-79	.380	139-179	.777	575	18.5
Steve Harris	1982-83	31	233-443	.526	4-12	.333	104-119	.874	574	18.5
Bill Kusleika	1963-64	25	236-485	.487			94-133	.707	556	22.6
Jerome Jordan	2009-10	35	184-335	.549	0-0	.000	172-250	.688	540	15.4
Tracy Moore	1985-86	32	217-453	.479			105-139	.755	539	16.8
Ricky Ross	1983-84	31	203-412	.493			130-164	.793	536	17.3
Ron Carson	1969-70	26	222-496	.447			91-114	.798	535	20.5
David Moss	1986-87	30	196-420	.467	43-105	.409	100-117	.855	535	17.8
Ben Uzoh	2009-10	35	184-403	.457	49-143	.343	117-153	.765	534	15.3
Dana Lewis	1969-70	26	228-495	.460			72-130	.554	528	20.3
James Woodard	2013-14	34	162-370	.438	65-168	.387	139-178	.781	528	15.5
Rob Washington	1968-69	26	201-417	.482			121-210	.576	523	20.1
Kevin Johnson	2000-01	37	192-340	.565	3-5	.600	128-171	.749	515	13.9
Greg Stewart	1980-81	33	214-365	.586			85-132	.644	513	15.5
Shea Seals	1995-96	30	161-425	.379	59-201	.294	131-201	.652	512	17.1
Jordan Clarkson	2011-12	31	167-384	.435	43-115	.374	134-171	.784	511	16.5
Jason Parker	2002-03	33	167-387	.432	52-152	.342	123-146	.842	509	15.4
Herbert Johnson	1984-85	31	199-405	.491			110-154	.714	508	16.4
Tracy Moore	1986-87	30	204-445	.458	10-26	.385	88-122	.721	506	16.9
Justin Hurtt	2009-10	35	169-403	.419	78-200	.390	90-111	.811	506	14.5
Dick Nunneley	1953-54	29	171-517	.330			162-232	.698	504	17.3
Mark Morse	1992-93	29	176-406	.433	75-184	.408	77-102	.755	504	17.4
Ben Uzoh	2008-09	36	169-386	.438	40-122	.328	125-158	.791	503	14.0
Marcell Gordon	1990-91	30	179-355	.504	8-29	.276	136-183	.743	502	16.7
Kevin Johnson	2002-03	33	200-386	.518	19-53	.358	81-107	.757	500	15.2

Tulsa Points Club

400-Point Club

Player	Season	G	FG-FGA	Pct.	3 Pts.	Pct.	FT-FTA	Pct.	Pts.	Avg.
Jeriah Horne	2021-22	31	170-383	.444	66-159	.415	93-111	.838	499	16.1
David Shelton	1999-00	37	152-321	.474	30-85	.353	164-214	.766	498	13.5
Jerome Jordan	2008-09	36	180-307	.586	0-0	.000	137-186	.737	497	13.8
Jarius Glenn	2004-05	29	172-364	.473	17-49	.347	134-166	.807	495	17.1
Kevin Johnson	2001-02	34	192-335	.573	11-30	.367	99-120	.825	494	14.5
James Woodard	2014-15	34	158-388	.407	88-238	.370	89-126	.706	493	14.5
Jason Parker	2003-04	29	169-434	.389	51-136	.375	101-131	.771	490	16.9
Eldridge Webb	1966-67	27	202-461	.438			82-112	.732	486	18.0
Dante Swanson	2002-03	32	163-359	.454	89-207	.430	69-79	.873	484	15.1
Shaquille Harrison	2015-16	32	174-367	.474	8-41	.195	127-201	.632	483	15.1
Bob Patterson	1953-54	29	168-441	.380			145-203	.714	481	16.5
Jim King	1961-62	26	186-417	.446			105-139	.755	479	18.4
Sammy High	1972-73	26	200-399	.501			75-118	.661	478	18.4
Teko Wynder	1976-77	27	202-494	.409			73-100	.730	477	17.7
James Woodard	2015-16	31	145-349	.415	77-215	.358	110-140	.786	477	15.4
Julian Hammond	1965-66	29	172-261	.659			132-202	.653	476	16.4
David Moss	1985-86	32	177-340	.521			116-134	.866	470	14.7
Shea Seals	1993-94	28	153-359	.426	75-184	.408	89-119	.748	470	16.8
Roger Wendel	1958-59	25	142-349	.407			185-222	.833	469	18.8
Herbert Johnson	1983-84	31	186-362	.514			94-132	.712	466	15.0
Rod Thompson	1997-98	31	148-396	.374	71-209	.340	99-123	.805	466	15.0
Junior Etou	2017-18	31	145-311	.466	42-120	.350	133-186	.715	465	15.0
Steve Bracey	1970-71	25	194-448	.433			72-102	.705	460	18.4
Rick Park	1964-65	25	157-308	.510			145-165	.879	459	18.4
Marcus Hill	2000-01	36	158-372	.425	78-220	.355	64-80	.800	458	12.7
Dan O'Leary	1976-77	27	186-345	.539			83-108	.769	455	16.9
Roger Wendel	1957-58	26	147-379	.388			161-193	.834	455	17.5
Sam Griffin	2021-22	31	162-418	.388	67-201	.333	63-74	.851	454	14.6
Mark Morse	1991-92	30	161-394	.409	53-154	.344	74-104	.712	449	14.9
Sherman Dillard	1965-66	29	182-342	.532			83-137	.606	447	15.4
Shquille Harrison	2014-15	34	163-363	.449	13-55	.236	108-171	.632	447	13.1
Greg Harrington	2001-02	34	143-307	.466	47-122	.385	108-126	.857	441	13.0
David Shelton	2000-01	37	135-336	.402	43-116	.371	127-153	.830	440	11.9
Gary Collier	1992-93	29	169-316	.535	42-90	.467	55-81	.679	435	15.0
Jim Clesson	1971-72	26	173-359	.482			85-99	.859	431	16.6
Russell Sublet	1979-80	26	186-378	.492			59-74	.797	431	16.6
David Brown	1980-81	33	155-301	.515			121-184	.658	431	13.1
Bill Kusleika	1962-63	25	168-311	.540			91-112	.813	427	17.1
Bob Stevenson	1979-80	27	165-324	.509			95-136	.699	425	15.7
Martins Igbanu	2019-20	31	142-253	.561	3-9	.333	134-194	.691	421	13.6
Eric Coley	1999-00	37	178-340	.524	11-54	.204	50-88	.568	417	11.3
David Voss	1960-61	25	165-366	.451			86-103	.835	416	16.6
Brandon Kurtz	1999-00	37	155-302	.513	3-13	.231	101-151	.669	414	11.2
Rob Washington	1966-67	27	150-286	.524			113-173	.653	413	15.3
Marcus Hill	1999-00	37	149-347	.429	64-191	.335	51-82	.622	413	11.2
Jerome Jordan	2007-08	39	154-273	.564	0-0	.000	102-148	.689	410	10.5
Lamont Randolph	1988-89	31	154-252	.611			100-142	.704	408	13.2
Pooh Williamson	1994-95	32	141-340	.415	56-142	.394	70-92	.761	408	12.8
James King	1962-63	25	133-285	.467			140-180	.778	406	16.2
Jeff Malham	1992-93	29	141-317	.445	41-113	.363	83-898	.847	406	14.0
Rick Park	1963-64	25	142-248	.573			121-134	.903	405	16.2
Bobby Smith	1966-67	27	171-345	.496			63-90	.700	405	15.0
DaQuan Jeffries	2018-19	31	138-275	.502	45-123	.366	83-110	.755	404	13.0
Junior Etou	2016-17	32	123-251	.490	44-103	.427	112-146	.767	402	12.6
Leon Alvoid	1975-76	27	183-392	.467			35-48	.729	401	14.9
Gary Collier	1991-92	30	150-321	.467	38-100	.380	63-79	.797	401	13.4
Greg Harrington	2000-01	37	130-276	.471	52-111	.468	88-120	.733	400	10.8

INTRO

PLAYERS

STAFF

REVIEW

AMERICAN ATHLETIC
CONFERENCE

OPPONENTS

RECORDS

HISTORY

All-Time Record Vs. Opponents

(**Bold** indicates 2022-23 Opponents)

Opponent	W	L	First Game	Last Game	Opponent	W	L	First Game	Last Game
Abilene Christian	1	0	2014-15	2014-15	Eastern Kentucky	0	1	1946-47	1946-47
Adams State (Colo.)	1	0	1962-63	1962-63	Eastern Michigan	1	1	2005-06	2006-07
Air Force	1	2	1998-99	2021-22	Emporia State (Kan.)	1	2	1914-15	1938-39
Alabama	2	0	1951-52	2000-01	Evansville	6	1	1950-51	1996-97
Alabama State	1	0	1983-84	1983-84	FIU	2	0	2009-10	2013-14
Alaska-Fairbanks	1	0	1997-98	1997-98	Florida	2	0	1962-63	1963-64
Alcorn State	3	0	1984-85	2021-22	Florida Atlantic	1	0	2013-14	2013-14
American Academy (Mexico)	1	0	1927-28	1927-28	Florida Southern	1	0	1981-82	1981-82
Appalachian State	0	1	2010-11	2010-11	Florida State	0	4	1963-64	2012-13
Arizona	2	1	1954-55	1985-86	Fort Valley State (Ga.)	1	0	1984-85	1984-85
Arizona State	2	2	1958-59	2011-12	Fresno State	6	11	1997-98	2004-05
Arkansas	25	36	1931-32	2019-20	George Washington (D.C.)	0	1	1954-55	1954-55
Arkansas-Pine Bluff	2	0	1999-00	2019-20	Georgia	0	1	1980-81	1980-81
Arkansas State	5	1	1971-72	2019-20	Georgia Southern	1	0	1970-71	1970-71
Army	1	0	1967-68	1967-68	Georgia State	1	1	1999-00	2003-04
Auburn	1	2	1975-76	2014-15	Glennan Army Hospital (Okla.)	1	1	1944-45	1944-45
Austin College (Texas)	2	0	1920-21	1920-21	Gonzaga	0	3	1997-98	2003-04
Austin Peay	1	0	2019-20	2019-20	Grambling	3	0	1987-88	2001-02
Baylor	7	5	1936-37	1992-93	Grand Canyon	1	0	2013-14	2013-14
Bethune-Cookman	1	0	1989-90	1989-90	Green Bay	0	1	2013-14	2013-14
Boise State	7	5	2001-02	2021-22	Grinnell (Iowa)	6	6	1929-30	1938-39
Boston U.	1	0	1996-97	1996-97	Hampton	0	1	2007-08	2007-08
Boston College	1	0	1999-00	1999-00	Hardin-Simmons (Texas)	4	0	1953-54	1961-62
Bowling Green	1	1	1952-53	1959-60	Hawaii	9	11	1966-67	2004-05
Bradley	41	61	1939-40	2007-08	Henderson State (Ark.)	1	0	1982-83	1982-83
Brigham Young	4	8	1979-80	2008-09	Houston	29	30	1950-51	2021-22
BYU-Hawaii	1	0	2001-02	2001-02	Houston Baptist	4	0	1973-74	2019-20
Bristow Prep (Okla.)	1	0	1923-24	1923-24	Idaho	2	0	1951-52	1952-53
Buffalo	2	0	2001-02	2012-13	Idaho State	2	1	1955-56	1957-58
California Baptist	1	0	2018-19	2018-19	Illinois	1	2	1988-89	2008-09
Cal Poly Pomona	1	0	1968-69	1968-69	Illinois State	18	17	1981-82	2017-18
Cal State Bakersfield	1	0	1972-73	1972-73	Incarnate Word	1	0	2014-15	2014-15
Cal State Fullerton	4	1	1968-69	2013-14	Independence JC (Kan.)	1	0	1939-40	1939-40
Cal State Hayward	1	0	1970-71	1970-71	Indiana State	29	14	1970-71	2015-16
Cal State Los Angeles	1	0	1962-63	1962-63	Iona	1	0	2015-16	2015-16
Cal State Northridge	2	2	2005-06	2012-13	Iowa	0	2	2000-01	2002-03
Camp Chaffee (Ark.)	1	1	1945-46	1945-46	Iowa State	2	3	1955-56	2017-18
Camp Crowder (Mo.)	2	1	1943-44	1944-45	Jackson State	6	0	1998-99	2012-13
Camp Gruber (Okla.)	1	3	1944-45	1945-46	Jacksonville	1	0	1985-86	1985-86
Centenary	2	2	1948-49	1999-00	Jacksonville State	0	1	2016-17	2016-17
Central Arkansas	3	0	2007-08	2017-18	Kansas	0	6	1953-54	2002-03
Central State (Mo.)	2	3	1917-18	1962-63	Kansas City Athletic Club	0	1	1931-32	1931-32
Central State (Okla.)	14	14	1916-17	1980-81	Kansas State	7	2	1965-66	2019-20
Charleston Southern	1	0	1991-92	1991-92	Kentucky	0	5	1947-48	2001-02
Charlotte	3	1	1999-00	2013-14	Kent State	0	1	2009-10	2009-10
Chicago State	1	0	2009-10	2009-10	Kingfisher College (Okla.)	2	0	1921-22	1921-22
Chillico Indian School (Okla.)	3	2	1919-20	1922-23	Lamar	4	6	1961-62	2017-18
Christian Brothers (Tenn.)	1	0	1963-64	1963-64	LaSalle	2	1	1939-40	1971-72
Cincinnati	14	31	1946-47	2021-22	Lawrence Tech (Mich.)	0	1	1947-48	1947-48
Claremore Prep (Okla.)	2	1	1908-09	1913-14	Little Rock	7	5	2006-07	2021-22
Clemson	1	1	1959-60	1996-97	Long Beach State	4	2	1963-64	1992-93
Cleveland State	1	1	1997-98	1998-99	Long Island	1	0	1983-84	1983-84
Coffeyville JC (Kan.)	0	1	1935-36	1935-36	Louisiana-Lafayette	3	1	1963-64	2014-15
College of Charleston	1	0	1998-99	1998-99	Louisiana-Monroe	1	0	1973-74	1973-74
College of the Ozarks (Ark.)	2	0	1983-84	1985-86	Louisiana State	1	1	1952-53	1952-53
Colorado	3	4	1954-55	2009-10	Louisiana Tech	5	7	1989-90	2013-14
Colorado State	3	3	1961-62	2019-20	Louisville	5	23	1964-65	1995-96
Coppin State	1	0	1990-91	1990-91	Loyola (Ill.)	0	2	1947-48	1965-66
Creighton	44	35	1934-35	2014-15	Loyola (La.)	5	1	1956-57	1965-66
Cullen-Boren (Texas)	1	0	1921-22	1921-22	Loyola-Marymount (Calif.)	4	1	1951-52	2021-22
Dartmouth	1	0	1972-73	1972-73	LSU Shreveport	1	0	2012-13	2012-13
Dayton	3	0	1985-86	2018-19	Manhattan (NY)	2	0	1978-79	2017-18
Delaware State	2	0	1996-97	1999-00	Marquette	2	1	1966-67	2001-02
Detroit	11	6	1949-50	1961-62	Marshall	9	6	2005-06	2013-14
Detroit YMCA	1	0	1920-21	1920-21	Maryland	0	2	1964-65	2013-14
Doane College (Neb.)	0	1	1935-36	1935-36	Massachusetts	0	1	1994-95	1994-95
Drake	59	60	1930-31	1995-96	McMurry (Texas)	1	0	1969-70	1969-70
Drexel (Pa.)	2	0	1984-85	1988-89	McNeese State	1	2	1977-78	1985-86
Drury College (Mo.)	11	3	1923-24	1948-49	Memphis	21	31	1964-65	2021-22
Duke	0	3	1996-97	2009-10	Mercer	1	0	2011-12	2011-12
Duquesne	1	2	1952-53	1997-98	Methodist Indian School (Okla.)	2	1	1913-14	1913-14
ECU	23	5	1984-85	2021-22	Miami (Fla.)	1	1	1961-62	1999-00
East Central State (Okla.)	12	7	1919-20	1947-48	Miami (Ohio)	1	0	2007-08	2007-08
East Texas State	0	2	1939-40	1948-49	Michigan	0	1	2015-16	2015-16

2022-23 MEN'S BASKETBALL

Opponent	W	L	First Game	Last Game
Michigan State	2	2	1961-62	1998-99
Middle Tennessee	2	0	2013-14	2013-14
Minnesota	1	2	1953-54	2000-01
Mississippi	4	1	1953-54	1989-90
Mississippi State	1	0	2000-01	2000-01
Mississippi Valley State	2	0	1990-91	2007-08
Missouri	3	4	1917-18	1988-89
Missouri S&T	1	0	1932-33	1932-33
Missouri State	20	21	1931-32	2015-16
Missouri-St. Louis	3	0	1971-72	1975-76
Montana	1	0	2001-02	2001-02
Morgan State	1	0	1997-98	1997-98
Morningside College (Ia.)	0	2	1945-46	1946-47
Morris Brown	1	0	2001-02	2001-02
Murray State	1	2	1953-54	1988-89
Navy	0	1	1985-86	1985-86
Nebraska	2	1	1997-98	2009-10
Nevada	7	7	1920-21	2018-19
New Mexico	1	2	1996-97	1997-98
New Mexico State	21	16	1940-41	2004-05
New Orleans	2	0	2016-17	2018-19
New York University	0	2	1960-61	1963-64
Niagara	1	1	1957-58	1959-60
North Carolina	1	3	1981-82	2000-01
North Carolina A&T	1	0	1995-96	1995-96
North Carolina Central	1	0	2008-09	2008-09
North Dakota State	1	0	1967-68	1967-68
Northeastern State (Okla.)	17	4	1924-25	2020-21
Northern Arizona	3	0	2004-05	2015-16
Northern Iowa	8	3	1991-92	1995-96
Northern Kentucky	1	0	2012-13	2012-13
North Florida	1	0	2007-08	2007-08
North Texas	40	12	1921-22	2013-14
Northwestern	1	1	2008-09	2011-12
Northwestern Oklahoma	4	11	1915-16	1936-37
Northwestern State (La.)	4	0	1949-50	2021-22
Notre Dame	1	0	1954-55	1954-55
Ohio U.	2	1	2008-09	2015-16
Oklahoma	11	30	1914-15	2014-15
Oklahoma Baptist	32	15	1918-19	1983-84
Oklahoma City	23	20	1924-25	1974-75
Oklahoma State	39	74	1907-08	2018-19
Okmulgee Armed Serv. (Okla.)	2	0	1943-44	1943-44
Old Dominion	2	0	1994-95	2013-14
Oral Roberts	36	20	1973-74	2021-22
Oregon	0	2	1956-57	1958-59
Oregon State	3	1	1998-99	2021-22
Panhandle State (Okla.)	1	0	1937-38	1937-38
Pennsylvania	1	0	1974-75	1974-75
Pepperdine	1	0	1983-84	1983-84
Phillips University (Okla.)	30	19	1915-16	1950-51
Phillips 66er's	1	2	1929-30	1962-63
Pittsburg State (Kan.)	3	1	1940-41	1978-79
Prairie View A&M	5	0	1995-96	2017-18
Presbyterian	2	0	2007-08	2008-09
Princeton	0	1	2010-11	2010-11
Providence	1	0	1986-87	1986-87
Purdue	3	2	1962-63	1980-81
Quincy College (Ill.)	0	1	1976-77	1976-77
Rhode Island	3	0	1999-00	2021-22
Rice	28	6	1996-97	2013-14
Richmond	0	1	1987-88	1987-88
St. Benedict's (Kan.)	1	0	1937-38	1937-38
St. Bonaventure (NY)	0	1	1963-64	1963-64
St. Cloud (Minn.)	1	0	1973-74	1973-74
St. Gregory's (Okla.)	1	0	2006-07	2006-07
St. John's (Kan.)	0	1	1922-23	1922-23
St. John's (NY)	0	1	1975-76	1975-76
St. Joseph's	2	2	1996-97	2011-12
St. Louis	21	53	1937-38	1976-77
St. Mary's (Calif.)	1	0	1965-66	1965-66
St. Mary's (Texas)	10	2	1965-66	2009-10
St. Peter's (NJ)	0	1	1968-69	1968-69
Sam Houston State	1	0	1998-99	1998-99
Samford	1	0	1972-73	1972-73
San Diego	1	0	2012-13	2012-13
San Diego State	6	2	1952-53	2016-17
San Francisco	2	0	1952-53	1964-65
San Jose State	18	2	1968-69	2004-05

Opponent	W	L	First Game	Last Game
Santa Clara	1	2	1953-54	2000-01
Sapulpa Prep (Okla.)	1	0	1908-09	1908-09
Seattle	2	1	1955-56	1972-73
SMU	33	25	1919-20	2021-22
South Alabama	2	0	1980-81	2009-10
South Carolina	0	2	2015-16	2020-21
South Carolina State	2	0	2018-19	2019-20
South Dakota State	1	0	1965-66	1965-66
South Florida	12	0	2014-15	2021-22
Southeastern Louisiana	3	0	1991-92	2019-20
Southeastern Oklahoma	0	4	1925-26	2014-15
Southeast Missouri	2	0	1938-39	2007-08
Southern	2	0	1983-84	2005-06
Southern Arkansas	2	0	2005-06	2006-07
Southern California	2	1	1968-69	1988-89
Southern Illinois	33	21	1917-18	2021-22
Southern Miss	7	5	1956-57	2013-14
Southern Utah	1	0	1996-97	1996-97
Southwestern (Kan.)	6	8	1919-20	1954-55
Southwestern Christian	1	0	2020-21	2020-21
Southwestern Oklahoma	3	5	1919-20	1928-29
Sparks College (Ill.)	0	1	1917-18	1917-18
Stanford	1	0	2010-11	2010-11
Stephen F. Austin	1	2	2005-06	2016-17
Syracuse	1	0	1980-81	1980-81
TCU	22	13	1918-19	2020-21
Temple	11	6	1995-96	2021-22
Tennessee	1	2	1948-49	1999-00
Texas	0	2	1959-60	1960-61
Texas A&M	7	0	1954-55	2008-09
Texas A&M- Corpus Christi	3	0	1970-71	2008-09
Texas Southern	1	0	2013-14	2013-14
Texas State	5	0	1978-79	2016-17
Texas Tech	4	2	1952-53	1998-99
Texas Wesleyan	0	1	1946-47	1946-47
Trinity (Texas)	1	0	1971-72	1971-72
Truman State	1	0	1985-86	1985-86
Tulane	24	9	1980-81	2021-22
Tulsa YMCA	6	0	1915-16	1917-18
UAB	7	9	1990-91	2013-14
UCF	15	12	1981-82	2021-22
UC Irvine	2	0	1986-87	2000-01
UCLA	2	4	1960-61	2013-14
UConn	7	5	1978-79	2019-20
UCSB	2	0	1956-57	1961-62
UMKC	4	0	1983-84	1999-00
UNC-Greensboro	1	0	1979-80	1979-80
UNLV	2	6	1969-70	2010-11
U.S. International (Calif.)	1	0	1981-82	1981-82
Utah	2	6	1953-54	2021-22
Utah State	2	0	1965-66	1966-67
UT Arlington	5	1	1966-67	2020-21
UTEP	31	17	1953-54	2013-14
UTRGV (formerly Texas-Pan American)	8	1	1968-69	2007-08
UTSA	6	0	1994-95	2017-18
Vanderbilt	1	1	1950-51	2019-20
VCU	4	1	1976-77	1993-94
Vermont	1	0	1998-99	1998-99
Villanova	0	2	1974-75	1982-83
Washburn (Kan.)	8	7	1934-35	1949-50
Washington	1	1	1965-66	1985-86
Washington (Mo.)	11	11	1934-35	1946-47
Weber State	1	0	2010-11	2010-11
Western Kentucky	4	1	1952-53	2011-12
Western Michigan	1	0	2017-18	2017-18
Westminister (Mo.)	1	0	1938-39	1938-39
Weston Athletic Club (Ia.)	1	0	1930-31	1930-31
West Texas State	23	13	1938-39	1985-86
West Virginia	1	0	1980-81	1980-81
Wichita State	63	74	1930-31	2021-22
William & Mary	2	0	1986-87	1986-87
Wisconsin	0	1	2002-03	2002-03
Wisconsin-Milwaukee	1	1	1976-77	1977-78
Wright State	0	2	2004-05	2012-13
Wyoming	5	3	1952-53	1998-99
Xavier (Ohio)	2	2	1950-51	1986-87
Yale	2	1	1939-40	1966-67
Youngstown State	1	0	1984-85	1984-85

INTRO

PLAYERS

STAFF

REVIEW

AMERICAN ATHLETIC
CONFERENCE

OPPONENTS

RECORDS

HISTORY

Tulsa's All-Time Series Results

ABILENE CHRISTIAN

Overall: 1-0 • Home: 1-0 • Road: 0-0 • Neutral: 0-0
 11/19/2014.....Tulsa, Okla.....W.....65-39

ADAMS STATE (COLO.)

Overall: 1-0 • Home: 1-0 • Road: 0-0 • Neutral: 0-0
 12/18/1962.....Tulsa, Okla.....W.....107-54

AIR FORCE

Overall: 1-2 • Home: 1-1 • Road: 0-1 • Neutral: 0-0
 01/14/1999.....Colorado Springs, Colo.....L.....57-65
 02/13/1999.....Tulsa, Okla.....W.....78-75
 11/13/2021.....Tulsa, Okla.....L.....58-59

ALABAMA

Overall: 2-0 • Home: 0-0 • Road: 0-0 • Neutral: 2-0
 12/27/1951.....Oklahoma City, Okla.....W.....62-52
 03/29/2001.....New York, NY.....W.....79-60

ALABAMA STATE

Overall: 1-0 • Home: 1-0 • Road: 0-0 • Neutral: 0-0
 12/03/1983.....Tulsa, Okla.....W.....79-72

ALASKA-FAIRBANKS

Overall: 1-0 • Home: 0-0 • Road: 1-0 • Neutral: 0-0
 11/22/1997.....Fairbanks, Alaska.....W.....66-61

ALCORN STATE

Overall: 3-0 • Home: 3-0 • Road: 0-0 • Neutral: 0-0
 12/29/1984.....Tulsa, Okla.....W.....92-79
 11/06/2018.....Tulsa, Okla.....W.....73-56
 12/16/2021.....Tulsa, Okla.....W.....83-62

AMERICAN ACADEMY (MEXICO)

Overall: 1-0 • Home: 1-0 • Road: 0-0 • Neutral: 0-0
 01/04/1928.....Tulsa, Okla.....W.....34-14

APPALACHIAN STATE

Overall: 0-1 • Home: 0-1 • Road: 0-0 • Neutral: 0-0
 11/12/2010.....Tulsa, Okla.....L.....86-89

ARIZONA

Overall: 2-1 • Home: 2-0 • Road: 0-1 • Neutral: 0-0
 12/27/1954.....Tulsa, Okla.....W.....71-49
 11/30/1984.....Tucson, Ariz.....L.....80-84
 12/10/1985.....Tulsa, Okla.....W.....54-51

ARIZONA STATE

Overall: 2-2 • Home: 1-1 • Road: 0-1 • Neutral: 1-0
 12/06/1958.....Tulsa, Okla.....W.....79-71
 11/10/2000.....Chapel Hill, NC.....W.....69-67
 01/12/2011.....Tempe, Ariz.....L.....59-69
 12/03/2011.....Tulsa, Okla.....L.....64-67

ARKANSAS

Overall: 25-36 • Home: 15-11 • Road: 9-22 • Neutral: 1-3
 12/15/1931.....Fayetteville, Ark.....L.....28-33
 12/16/1931.....Fayetteville, Ark.....L.....29-37
 12/29/1932.....Tulsa, Okla.....L.....25-30
 02/13/1933.....Fayetteville, Ark.....L.....19-28
 01/06/1934.....Fayetteville, Ark.....L.....13-18
 01/29/1934.....Tulsa, Okla.....W.....25-24
 12/18/1934.....Tulsa, Okla.....W.....25-21
 01/05/1935.....Fayetteville, Ark.....L.....13-34
 12/20/1935.....Tulsa, Okla.....L.....29-47
 01/25/1936.....Fayetteville, Ark.....W.....42-28
 01/31/1942.....Fayetteville, Ark.....L.....30-59
 02/24/1942.....Tulsa, Okla.....W.....27-69
 12/04/1946.....Fayetteville, Ark.....L.....21-56
 12/02/1950.....Fayetteville, Ark.....L.....46-59
 12/09/1950.....Tulsa, Okla.....W.....48-46
 12/27/1950.....Oklahoma City, Okla.....L.....48-59
 12/12/1951.....Tulsa, Okla.....W.....48-44
 12/22/1951.....Fayetteville, Ark.....W.....66-48
 12/10/1952.....Tulsa, Okla.....W.....69-54
 01/03/1952.....Fayetteville, Ark.....W.....61-50
 12/05/1953.....Tulsa, Okla.....W.....51-50
 01/02/1954.....Fayetteville, Ark.....L.....49-66
 12/11/1954.....Tulsa, Okla.....W.....63-47
 01/01/1955.....Fayetteville, Ark.....L.....60-68
 12/03/1955.....Fayetteville, Ark.....W.....53-45
 03/01/1956.....Tulsa, Okla.....W.....55-51
 12/06/1956.....Tulsa, Okla.....L/OT.....70-77
 02/12/1957.....Fayetteville, Ark.....L.....43-52
 12/05/1957.....Tulsa, Okla.....L.....61-79
 01/23/1958.....Fayetteville, Ark.....L.....43-50
 12/19/1958.....Fayetteville, Ark.....W.....54-52
 01/24/1959.....Tulsa, Okla.....W.....61-54
 12/07/1959.....Fayetteville, Ark.....L.....51-65
 01/28/1960.....Tulsa, Okla.....W.....78-65
 12/13/1960.....Tulsa, Okla.....W.....64-59
 01/26/1961.....Fayetteville, Ark.....L.....58-66
 12/14/1961.....Fayetteville, Ark.....L.....59-87
 01/24/1962.....Tulsa, Okla.....L.....77-99
 12/13/1962.....Fayetteville, Ark.....W.....76-68
 01/31/1963.....Tulsa, Okla.....W.....68-66
 01/25/1964.....Tulsa, Okla.....W.....95-86

12/15/1965.....Fayetteville, Ark.....L.....64-65
 12/10/1969.....Memphis, Tenn.....W.....74-66
 01/09/1973.....Fayetteville, Ark.....W.....85-81
 12/22/1973.....Tulsa, Okla.....W.....95-72
 12/21/1974.....Fayetteville, Ark.....W.....64-60
 12/23/1976.....Tulsa, Okla.....L.....66-81
 12/15/1984.....Little Rock, Ark.....L.....66-70
 11/29/1987.....Tulsa, Okla.....W.....68-47
 02/25/1989.....Fayetteville, Ark.....L.....69-118
 12/23/1991.....Tulsa, Okla.....L.....64-74
 12/23/1992.....Fayetteville, Ark.....L.....87-101
 12/23/1993.....Tulsa, Okla.....L/OT.....91-93
 03/24/1994.....Dallas, Texas.....L.....84-103
 12/23/1994.....Fayetteville, Ark.....L.....63-82
 11/28/2001.....Tulsa, Okla.....L.....75-79
 11/30/2002.....Fayetteville, Ark.....W.....61-60
 12/30/2003.....Tulsa, Okla.....L.....74-81
 11/30/2004.....Fayetteville, Ark.....L.....73-85
 01/02/2007.....Fayetteville, Ark.....L.....59-68
 12/14/2019.....Fayetteville, Ark.....L.....79-98

ARKANSAS-PINE BLUFF

Overall: 2-0 • Home: 2-0 • Road: 0-0 • Neutral: 0-0
 11/27/1999.....Tulsa, Okla.....W.....97-45
 12/04/2019.....Tulsa, Okla.....W.....72-39

ARKANSAS STATE

Overall: 5-1 • Home: 3-1 • Road: 0-0 • Neutral: 2-0
 01/27/1972.....Tulsa, Okla.....W.....86-60
 12/15/1973.....Little Rock, Ark.....W.....90-81
 12/12/1974.....Tulsa, Okla.....W.....106-91
 12/29/1989.....Oklahoma City, Okla.....W.....73-61
 11/16/2007.....Tulsa, Okla.....W.....75-59
 12/07/2019.....Tulsa, Okla.....L.....63-66

ARMY

Overall: 1-0 • Home: 0-0 • Road: 0-0 • Neutral: 1-0
 12/14/1967.....Knoxville, Tenn.....W.....55-53

AUBURN

Overall: 1-2 • Home: 0-0 • Road: 0-1 • Neutral: 1-1
 12/20/1975.....El Paso, Texas.....L.....75-92
 03/20/2009.....Auburn, Ala.....L.....55-74
 11/24/2014.....Las Vegas, Nev.....W.....53-35

AUSTIN COLLEGE (TEXAS)

Overall: 2-0 • Home: 0-0 • Road: 2-0 • Neutral: 0-0
 02/04/1921.....Sherman, Texas.....W.....61-16
 02/05/1921.....Sherman, Texas.....W.....48-37

AUSTIN PEAY

Overall: 1-0 • Home: 1-0 • Road: 0-0 • Neutral: 0-0
 11/16/2019.....Tulsa, Okla.....W.....72-65

BAYLOR

Overall: 7-5 • Home: 1-2 • Road: 3-1 • Neutral: 3-2
 01/01/1937.....Oklahoma City, Okla.....W.....25-23
 12/30/1927.....Oklahoma City, Okla.....W.....27-21
 12/28/1939.....Oklahoma City, Okla.....L.....32-46
 12/28/1940.....Oklahoma City, Okla.....W.....51-47
 12/06/1954.....Tulsa, Okla.....W.....60-48
 12/20/1955.....Waco, Texas.....W.....64-59
 12/05/1959.....Tulsa, Okla.....L.....54-69
 12/19/1960.....Waco, Texas.....W.....73-66
 12/06/1986.....Waco, Texas.....W.....84-74
 12/08/1987.....Tulsa, Okla.....L.....67-69
 02/03/1992.....Mabee Center.....L.....59-73
 01/05/1992.....Waco, Texas.....L.....85-94

BETHUNE-COOKMAN

Overall: 1-0 • Home: 1-0 • Road: 0-0 • Neutral: 0-0
 12/22/1989.....Tulsa, Okla.....W.....97-85

BOISE STATE

Overall: 7-5 • Home: 6-0 • Road: 1-4 • Neutral: 0-1
 01/12/2002.....Tulsa, Okla.....W.....80-60
 02/07/2002.....Boise, Idaho.....W.....70-56
 03/07/2002.....Tulsa, Okla.....W.....72-53
 01/18/2003.....Boise, Idaho.....L.....74-78
 02/13/2003.....Tulsa, Okla.....W.....71-55
 01/10/2004.....Tulsa, Okla.....W.....58-57
 02/05/2004.....Boise, Idaho.....L.....62-73
 01/06/2005.....Boise, Idaho.....L.....71-72
 02/05/2005.....Tulsa, Okla.....W.....76-63
 03/08/2005.....Reno, Nev.....L.....73-83
 12/11/2019.....Tulsa, Okla.....W.....69-56
 12/03/2021.....Boise, Idaho.....L.....58-63

BOSTON

Overall: 1-0 • Home: 0-0 • Road: 0-0 • Neutral: 1-0
 03/14/1997.....Kansas City, Mo.....W.....81-52

BOSTON COLLEGE

Overall: 1-0 • Home: 0-0 • Road: 0-0 • Neutral: 1-0
 12/21/1999.....Bayamon, PR.....W.....80-66

BOWLING GREEN

Overall: 1-1 • Home: 0-0 • Road: 0-0 • Neutral: 1-1
 12/31/1952.....Oklahoma City, Okla.....W.....79-75
 12/28/1959.....Oklahoma City, Okla.....L.....58-61

BRADLEY

Overall: 41-61 • Home: 27-23 • Road: 10-36 • Neutral: 4-2
 01/25/1940.....Peoria, Ill.....L.....34-48
 01/25/1947.....Moline, Ill.....L.....42-47
 01/20/1948.....Peoria, Ill.....L.....34-71
 01/08/1949.....Fairground Armory.....L.....37-57
 02/26/1949.....Peoria, Ill.....L.....49-88
 01/26/1950.....Peoria, Ill.....L.....45-64
 02/27/1950.....Tulsa, Okla.....L.....51-72
 02/24/1951.....Tulsa, Okla.....L.....51-53
 03/03/1951.....Peoria, Ill.....L.....42-71
 01/26/1952.....Peoria, Ill.....L.....58-64
 02/23/1952.....Tulsa, Okla.....W.....63-56
 02/03/1954.....Tulsa, Okla.....W.....66-63
 03/06/1954.....Peoria, Ill.....L.....69-90
 01/31/1955.....Tulsa, Okla.....W.....72-70
 02/18/1956.....Tulsa, Okla.....W.....64-57
 02/27/1956.....Peoria, Ill.....W.....55-51
 01/12/1957.....Tulsa, Okla.....L.....56-67
 01/21/1957.....Peoria, Ill.....L.....56-72
 02/24/1958.....Peoria, Ill.....L.....54-72
 03/01/1958.....Tulsa, Okla.....L.....46-60
 01/31/1959.....Tulsa, Okla.....L.....72-86
 02/21/1959.....Tulsa, Okla.....L.....57-58
 01/07/1960.....Tulsa, Okla.....L.....58-71
 02/27/1960.....Peoria, Ill.....L.....60-81
 01/07/1961.....Peoria, Ill.....L.....66-76
 02/25/1961.....Tulsa, Okla.....L.....62-64
 01/13/1962.....Tulsa, Okla.....L.....68-85
 01/29/1962.....Peoria, Ill.....L.....50-62
 01/03/1963.....Peoria, Ill.....L.....58-72
 02/14/1963.....Tulsa, Okla.....W.....67-62
 01/04/1964.....Peoria, Ill.....L.....59-79
 02/13/1964.....Tulsa, Okla.....L.....64-73
 01/07/1965.....Tulsa, Okla.....L.....69-71
 01/30/1965.....Peoria, Ill.....L.....68-74
 02/12/1966.....Tulsa, Okla.....W.....84-79
 02/26/1966.....Peoria, Ill.....L.....65-73
 02/09/1967.....Peoria, Ill.....W.....72-71
 02/23/1967.....Tulsa, Okla.....W.....60-59
 02/08/1968.....Tulsa, Okla.....L.....57-76
 02/22/1968.....Peoria, Ill.....L.....67-85
 12/23/1968.....Peoria, Ill.....W.....81-79
 02/08/1969.....Tulsa, Okla.....W.....94-80
 12/22/1969.....Tulsa, Okla.....W.....101-78
 02/06/1970.....Peoria, Ill.....W.....70-61
 12/10/1970.....Tulsa, Okla.....L.....82-88
 02/06/1971.....Peoria, Ill.....L.....80-86
 12/22/1971.....Peoria, Ill.....L.....79-89
 02/05/1972.....Tulsa, Okla.....L.....73-98
 01/04/1973.....Peoria, Ill.....W.....82-73
 02/07/1974.....Tulsa, Okla.....L.....73-81
 01/30/1975.....Tulsa, Okla.....L.....89-91
 02/13/1975.....Peoria, Ill.....L.....77-92
 01/10/1976.....Tulsa, Okla.....W.....99-87
 01/31/1976.....Peoria, Ill.....L.....86-89
 02/05/1977.....Tulsa, Okla.....L.....78-80
 02/26/1977.....Peoria, Ill.....L.....88-97
 01/19/1978.....Peoria, Ill.....L.....78-81
 02/02/1978.....Tulsa, Okla.....W.....88-80
 01/09/1979.....Tulsa, Okla.....W/OT.....82-79
 02/24/1979.....Peoria, Ill.....L/OT.....78-80
 02/02/1980.....Tulsa, Okla.....W.....67-65
 02/16/1980.....Peoria, Ill.....L.....74-81
 02/26/1980.....Peoria, Ill.....L.....76-98
 01/19/1981.....Peoria, Ill.....L.....63-70
 02/14/1981.....Tulsa, Okla.....W.....75-54
 02/27/1982.....Peoria, Ill.....L/OT.....79-82
 01/22/1983.....Peoria, Ill.....L.....59-65
 02/12/1983.....Tulsa, Okla.....W.....64-62
 01/07/1984.....Tulsa, Okla.....W.....82-69
 01/21/1984.....Peoria, Ill.....W.....80-66
 01/19/1985.....Peoria, Ill.....W.....69-59
 02/21/1985.....Tulsa, Okla.....L.....64-69
 03/07/1985.....Tulsa, Okla.....W.....85-77
 01/19/1986.....Peoria, Ill.....L.....58-71
 02/01/1986.....Tulsa, Okla.....L.....51-54
 03/05/1986.....Tulsa, Okla.....W.....74-58
 01/26/1987.....Peoria, Ill.....L.....83-92
 02/21/1987.....Tulsa, Okla.....W.....74-70
 01/30/1988.....Tulsa, Okla.....L.....62-65
 02/25/1988.....Peoria, Ill.....L.....62-67
 02/06/1989.....Peoria, Ill.....L.....69-78
 02/27/1989.....Tulsa, Okla.....W.....62-54
 01/11/1990.....Tulsa, Okla.....W.....101-82
 02/10/1990.....Peoria, Ill.....W.....77-76
 03/03/1990.....Normal, Ill.....W.....71-69
 02/14/1991.....Tulsa, Okla.....W.....68-59
 02/23/1991.....Normal, Ill.....W.....84-77
 01/30/1992.....Peoria, Ill.....W.....71-61
 02/29/1992.....Tulsa, Okla.....W.....57-45
 01/11/1993.....Tulsa, Okla.....W.....66-43

INTRO

PLAYERS

STAFF

REVIEW

CONFERENCE
AMERICAN ATHLETIC

OPONENTS

RECORDS

HISTORY

02/20/1993	Peoria, Ill.	L	57-72
01/06/1994	Tulsa, Okla.	L	77-78
02/05/1994	Peoria, Ill.	L	64-69
01/21/1995	Peoria, Ill.	W	73-53
02/25/1995	Tulsa, Okla.	W	74-68
03/05/1995	St. Louis, Mo.	W	89-80
02/04/1996	Peoria, Ill.	L/OT	72-85
02/17/1996	Tulsa, Okla.	L/OT	73-74
03/04/1996	St. Louis, Mo.	W	60-46
03/31/2008	Tulsa, Okla.	W	73-68
04/02/2008	Peoria, Ill.	L	74-83
04/04/2008	Tulsa, Okla.	W	70-64

BRIGHAM YOUNG

Overall: 4-8 • Home: 1-5 • Road: 2-3 • Neutral: 1-0

12/07/1979	Tulsa, Okla.	L	71-73
02/02/1988	Provo, Utah	L	57-72
02/07/1990	Tulsa, Okla.	L	64-66
12/22/1990	Provo, Utah	L	60-62
12/05/1991	Tulsa, Okla.	L	86-102
01/25/1997	Provo, Utah	W	72-56
02/20/1997	Tulsa, Okla.	W	80-65
01/05/1998	Tulsa, Okla.	L	53-57
02/07/1998	Provo, Utah	W	65-59
03/03/1998	Las Vegas, Nev.	W	59-56
12/30/2005	Provo, Utah	L	49-68
12/30/2008	Tulsa, Okla.	L	68-74

BRIGHAM YOUNG-HAWAII

Overall: 1-0 • Home: 0-0 • Road: 0-0 • Neutral: 1-0

12/22/2001	Kahuku, Hawaii	W	88-67
------------	----------------	---	-------

BRISTOW PREP (OKLA)

Overall: 1-0 • Home: 1-0 • Road: 0-0 • Neutral: 0-0

01/19/1924	Tulsa, Okla.	W	41-13
------------	--------------	---	-------

BUFFALO

Overall: 2-0 • Home: 1-0 • Road: 0-0 • Neutral: 1-0

12/20/2001	Kahuku, Hawaii	W	80-75
01/02/2013	Tulsa, Okla.	W	63-57

CALIFORNIA BAPTIST

Overall: 1-0 • Home: 1-0 • Road: 0-0 • Neutral: 0-0

11/16/2018	Tulsa, Okla.	W	82-79
------------	--------------	---	-------

CAL POLY POMONA

Overall: 1-0 • Home: 1-0 • Road: 0-0 • Neutral: 0-0

12/03/1968	Tulsa, Okla.	W	101-90
------------	--------------	---	--------

CAL STATE BAKERSFIELD

Overall: 1-0 • Home: 1-0 • Road: 0-0 • Neutral: 0-0

12/16/1972	Tulsa, Okla.	W	89-79
------------	--------------	---	-------

CAL STATE FULLERTON

Overall: 4-1 • Home: 4-0 • Road: 0-1 • Neutral: 0-0

12/12/1968	Tulsa, Okla.	W	93-84
12/02/1971	Tulsa, Okla.	W	99-75
12/09/1989	Fullerton, Calif.	L	58-84
11/28/1990	Tulsa, Okla.	W	89-63
01/04/2014	Tulsa, Okla.	W	73-57

CAL STATE HAYWARD

Overall: 1-0 • Home: 1-0 • Road: 0-0 • Neutral: 0-0

01/06/1971	Tulsa, Okla.	W	101-74
------------	--------------	---	--------

CAL STATE LOS ANGELES

Overall: 1-0 • Home: 1-0 • Road: 0-0 • Neutral: 0-0

12/21/1962	Tulsa, Okla.	W	53-44
------------	--------------	---	-------

CAL STATE NORTHRIDGE

Overall: 2-2 • Home: 1-0 • Road: 0-1 • Neutral: 1-1

11/22/2005	Northridge, Calif.	L	71-77
11/25/2006	Tulsa, Okla.	W	91-70
11/28/2010	Anaheim, Calif.	W	80-63
11/17/2012	San Diego, Calif.	L	76-92

CAMP CHAFFEE (ARK)

Overall: 1-1 • Home: 1-0 • Road: 0-0 • Neutral: 0-0

01/18/1946	Fort Smith, Ark.	L	30-44
01/25/1946	Tulsa, Okla.	W	54-44

CAMP CROWDER (MO)

Overall: 2-1 • Home: 1-0 • Road: 1-1 • Neutral: 0-0

02/10/1944	Neosho, Mo.	W	50-28
02/03/1945	Tulsa, Okla.	W	46-42
02/16/1945	Neosho, Mo.	L	42-46

CAMP GRUBER (OKLA)

Overall: 1-3 • Home: 1-1 • Road: 0-2 • Neutral: 0-0

02/24/1945	Tulsa, Okla.	L	22-39
03/06/1945	Gruber, Okla.	L	40-48
01/15/1946	Tulsa, Okla.	W/OT	43-42
01/23/1946	Gruber, Okla.	L	31-35

CENTENARY

Overall: 2-2 • Home: 1-1 • Road: 1-0 • Neutral: 0-1

01/15/1949	Oklahoma City, Okla.	L	40-67
01/26/1963	Shreveport, La.	W	84-65
02/24/1964	Tulsa, Okla.	L	86-94
01/24/2000	Tulsa, Okla.	W	84-44

CENTRAL ARKANSAS

Overall: 3-0 • Home: 3-0 • Road: 0-0 • Neutral: 0-0

12/09/2007	Tulsa, Okla.	W	65-52
11/14/2015	Tulsa, Okla.	W	98-81
11/25/2017	Tulsa, Okla.	W	92-72

CENTRAL MISSOURI STATE

Overall: 2-3 • Home: 1-0 • Road: 0-1 • Neutral: 1-2

12/18/1917	Warrensburg, Mo.	L	21-47
12/30/1935	Winfield, Kan.	W	38-34
12/29/1937	Oklahoma City, Okla.	L	37-40
12/30/1940	Oklahoma City, Okla.	L	23-33
12/01/1962	Tulsa, Okla.	W	68-53

CENTRAL STATE (OKLA)

Overall: 14-14 • Home: 9-5 • Road: 5-9 • Neutral: 0-0

01/22/1917	Edmond, Okla.	W	40-35
02/15/1917	Tulsa, Okla.	W	35-33
01/28/1921	Edmond, Okla.	L	18-30
01/29/1921	Edmond, Okla.	W	35-30
02/18/1921	Tulsa, Okla.	W	32-22
02/19/1921	Tulsa, Okla.	W	45-24
02/03/1922	Edmond, Okla.	W	29-26
02/04/1922	Edmond, Okla.	L	16-26
02/17/1922	Tulsa, Okla.	L	24-25
02/18/1922	Tulsa, Okla.	W	25-22
02/12/1925	Edmond, Okla.	L	24-27
02/13/1925	Edmond, Okla.	L	18-31
03/05/1925	Tulsa, Okla.	W	32-25
03/06/1925	Tulsa, Okla.	W	46-24
02/12/1926	Edmond, Okla.	L	24-25
03/04/1926	Tulsa, Okla.	W	40-38
03/05/1926	Tulsa, Okla.	W	41-36
01/28/1927	Edmond, Okla.	W	23-17
03/03/1927	Tulsa, Okla.	L	26-29
02/10/1928	Edmond, Okla.	L	25-29
03/03/1928	Tulsa, Okla.	L	25-31
01/26/1929	Tulsa, Okla.	L	25-35
02/08/1929	Edmond, Okla.	L	18-33
12/20/1933	Edmond, Okla.	L	21-27
12/20/1934	Edmond, Okla.	W	30-17
12/17/1946	Edmond, Okla.	L	28-39
01/28/1947	Tulsa, Okla.	L/OT	40-41
11/28/1980	Tulsa, Okla.	W	88-66

CHARLESTON SOUTHERN

Overall: 1-0 • Home: 1-0 • Road: 0-0 • Neutral: 0-0

12/14/1991	Tulsa, Okla.	W	91-46
------------	--------------	---	-------

CHARLOTTE

Overall: 3-1 • Home: 1-0 • Road: 1-1 • Neutral: 1-0

12/22/1999	Bayamon, PR.	W	76-61
12/18/2007	Tulsa, Okla.	W	75-63
01/10/2009	Charlotte, N.C.	W	65-50
01/16/2014	Charlotte, N.C.	L/OT	86-90

CHICAGO STATE

Overall: 1-0 • Home: 1-0 • Road: 0-0 • Neutral: 0-0

12/19/2009	Tulsa, Okla.	W	86-49
------------	--------------	---	-------

CHILOCCO INDIAN SCHOOL

Overall: 3-2 • Home: 3-2 • Road: 0-0 • Neutral: 0-0

01/16/1920	Tulsa, Okla.	L	20-28
01/17/1920	Tulsa, Okla.	W	31-14
01/14/1921	Tulsa, Okla.	W	38-26
01/15/1921	Tulsa, Okla.	W	31-15
01/13/1923	Tulsa, Okla.	L	16-33

CHRISTIAN BROTHERS (TENN)

Overall: 1-0 • Home: 1-0 • Road: 0-0 • Neutral: 0-0

12/11/1963	Tulsa, Okla.	W	127-81
------------	--------------	---	--------

CINCINNATI

Overall: 14-31 • Home: 9-11 • Road: 3-19 • Neutral: 2-1

12/30/1946	Cincinnati, Ohio	L	42-43
12/29/1953	Oklahoma City, Okla.	W	76-70
01/04/1958	Tulsa, Okla.	L	70-77
02/22/1958	Cincinnati, Ohio	L	71-86
02/02/1959	Cincinnati, Ohio	L	71-84
02/23/1959	Tulsa, Okla.	L	69-92
01/09/1960	Tulsa, Okla.	L	52-70
02/29/1960	Cincinnati, Ohio	L	64-110
01/14/1961	Tulsa, Okla.	L	75-92
02/18/1961	Cincinnati, Ohio	L	52-81
01/06/1962	Cincinnati, Ohio	L	43-72
02/10/1962	Tulsa, Okla.	L	52-70
01/12/1963	Tulsa, Okla.	L	57-67
02/23/1963	Cincinnati, Ohio	L	54-55
12/28/1963	Cincinnati, Ohio	L	52-54
02/01/1964	Tulsa, Okla.	W	74-58
02/06/1965	Cincinnati, Ohio	W	69-66
02/20/1965	Tulsa, Okla.	W	84-71
01/08/1966	Tulsa, Okla.	W	73-71
02/19/1966	Cincinnati, Ohio	L	75-88
01/05/1967	Cincinnati, Ohio	W	65-64
02/16/1967	Tulsa, Okla.	W	76-57
01/06/1968	Tulsa, Okla.	W	62-59
02/17/1968	Cincinnati, Ohio	L	58-75
01/02/1969	Tulsa, Okla.	W	57-50
02/15/1969	Cincinnati, Ohio	L	63-76
01/05/1970	Cincinnati, Ohio	L	74-78
02/13/1970	Tulsa, Okla.	L	68-72

01/22/1972	Cincinnati, Ohio	L	74-81
12/23/1972	Tulsa, Okla.	W/OT	92-86
03/19/2000	Nashville, Tenn.	W	69-61
03/04/2015	Tulsa, Okla.	L	47-56
01/02/2016	Cincinnati, Ohio	L	57-76
02/18/2016	Tulsa, Okla.	W/OT	70-68
02/01/2017	Tulsa, Okla.	L	55-57
02/18/2017	Cincinnati, Ohio	L	60-80
03/10/2017	Hartford, Conn.	L	61-80
02/25/2018	Highland Heights, Ky.	L	74-82
01/10/2019	Tulsa, Okla.	L/OT	65-70
01/24/2019	Cincinnati, Ohio	L	64-88
01/08/2020	Cincinnati, Ohio	L	44-75
01/02/2021	Cincinnati, Ohio	W	70-66
02/24/2021	Tulsa, Okla.	L	69-70
01/20/2022	Cincinnati, Ohio	L	69-90
02/12/2022	Tulsa, Okla.	W	83-77

CLAREMORE PREP

Overall: 2-1 • Home: 1-0 • Road: 1-1 • Neutral: 0-0

01/08/1909	Claremore, Okla.	W	22-21
01/28/1914	Claremore, Okla.	L	14-17
02/05/1914	Tulsa, Okla.	W	39-13

CLEMSON

Overall: 1-1 • Home: 0-0 • Road: 0-0 • Neutral: 1-1

12/23/1959	Oklahoma City, Okla.	W	70-52
03/16/1997	Kansas City, Mo.	L	59-65

CLEVELAND STATE

Overall: 1-1 • Home: 1-0 • Road: 0-1 • Neutral: 0-0

12/22/1997	Cleveland, Ohio	L	55-59
12/29/1998	Tulsa, Okla.	W	79-51

COFFEYVILLE JC (KAN)

Overall: 0-1 • Home: 0-0 • Road: 0-1 • Neutral: 0-0

12/17/1935	Coffeyville, Kan.	L	17-31
------------	-------------------	---	-------

COLLEGE OF CHARLESTON

Overall: 1-0 • Home: 0-0 • Road: 0-0 • Neutral: 1-0

03/12/1999	Charlotte, N.C.	W	62-53
------------	-----------------	---	-------

COLLEGE OF THE OZARKS (ARK)

Overall: 2-0 • Home: 2-0 • Road: 0-0 • Neutral: 0-0

11/26/1983	Tulsa, Okla.	W	98-74
12/30/1985	Tulsa, Okla.	W	68-47

COLORADO

Overall: 3-4 • Home: 2-2 • Road: 1-1 • Neutral: 0-1

03/11/1955	Manhattan, Kan.	L	59-69
12/02/1965	Boulder, Colo.	L	72-79
12/03/1966	Tulsa, Okla.	L	75-80
12/04/1985	Tulsa, Okla.	W	76-65
12/18/1986	Tulsa, Okla.	L	51-53
01/07/2008	Boulder, Colo.	W	81-68
01/02/2010	Tulsa, Okla.	W	84-59

COLORADO STATE

Overall: 3-3 • Home: 2-1 • Road: 1-1 • Neutral: 0-1

12/02/1961	Tulsa, Okla.	L	78-85
12/10/1966	Fort Collins, Colo.	W	77-65
12/30/1986	Tulsa, Okla.	W	68-61
01/07/1999	Tulsa, Okla.	W	74-62
02/06/1999	Fort Collins, Colo.	L	64-71
12/21/2019	Tulsa, Okla. (BOK)	L/3OT	104-111

COPPIN STATE

Overall: 1-0 • Home: 1-0 • Road: 0-0 • Neutral: 0-0

11/24/1990	Tulsa, Okla.	W	84-79
------------	--------------	---	-------

THE UNIVERSITY OF TULSA GOLDEN HURRICANE

02/10/1976.....	Tulsa, Okla.....	L.....	69-75
01/04/1977.....	Omaha, Neb.....	L.....	75-86
01/07/1978.....	Omaha, Neb.....	L.....	58-78
02/20/1978.....	Tulsa, Okla.....	W.....	85-77
01/06/1979.....	Omaha, Neb.....	L.....	71-75
02/08/1979.....	Tulsa, Okla.....	W.....	71-65
01/12/1980.....	Tulsa, Okla.....	W.....	56-55
01/31/1980.....	Omaha, Neb.....	L.....	55-73
01/03/1981.....	Omaha, Neb.....	L.....	86-97
01/31/1981.....	Tulsa, Okla.....	W.....	87-84
03/05/1981.....	Omaha, Neb.....	L.....	64-66
01/04/1982.....	Tulsa, Okla.....	W.....	80-55
02/13/1982.....	Omaha, Neb.....	W.....	70-63
03/02/1982.....	Tulsa, Okla.....	W.....	106-81
01/29/1983.....	Tulsa, Okla.....	W.....	80-72
02/17/1983.....	Omaha, Neb.....	W.....	67-65
01/26/1984.....	Tulsa, Okla.....	W.....	75-64
02/16/1984.....	Omaha, Neb.....	W/OT.....	82-80
03/10/1984.....	Tulsa, Okla.....	W.....	70-68
01/12/1985.....	Tulsa, Okla.....	W.....	70-66
02/16/1985.....	Omaha, Neb.....	W.....	78-63
01/09/1986.....	Tulsa, Okla.....	W.....	85-59
02/06/1986.....	Omaha, Neb.....	L.....	46-48
01/29/1987.....	Tulsa, Okla.....	W.....	72-58
02/12/1987.....	Omaha, Neb.....	W.....	71-57
01/14/1988.....	Tulsa, Okla.....	L.....	77-84
02/04/1988.....	Omaha, Neb.....	L/2OT.....	92-94
02/02/1989.....	Omaha, Neb.....	L.....	61-75
02/11/1989.....	Tulsa, Okla.....	W.....	75-67
01/06/1990.....	Tulsa, Okla.....	W.....	82-77
01/27/1990.....	Omaha, Neb.....	L.....	57-74
12/20/1990.....	Omaha, Neb.....	W.....	73-64
02/16/1991.....	Tulsa, Okla.....	W.....	73-63
01/25/1992.....	Tulsa, Okla.....	W.....	80-65
03/02/1992.....	Omaha, Neb.....	W.....	81-71
02/06/1993.....	Omaha, Neb.....	W.....	70-63
02/22/1993.....	Tulsa, Okla.....	W.....	69-66
01/15/1994.....	Omaha, Neb.....	W.....	75-59
02/26/1994.....	Tulsa, Okla.....	W/OT.....	72-62
12/31/1994.....	Tulsa, Okla.....	W.....	80-65
01/28/1995.....	Omaha, Neb.....	W.....	67-54
01/17/1996.....	Omaha, Neb.....	L.....	59-72
01/24/1996.....	Tulsa, Okla.....	W.....	55-52
01/12/2000.....	Omaha, Neb.....	W.....	75-67
12/19/2000.....	Tulsa, Okla.....	L.....	78-86
12/19/2011.....	Tulsa, Okla.....	L.....	64-83
12/19/2012.....	Omaha, Neb.....	L.....	54-71
11/23/2013.....	Omaha, Neb.....	L.....	72-82
12/03/2014.....	Tulsa, Okla.....	W.....	77-64

CULLEN-BOREN (TEXAS)

Overall: 1-0 • Home: 0-0 • Road: 1-0 • Neutral: 0-0			
02/08/1922.....	Fort Worth, Texas.....	W.....	44-24

DARTMOUTH

Overall: 1-0 • Home: 0-0 • Road: 0-0 • Neutral: 1-0			
12/30/1972.....	Albuquerque, N.M.....	W.....	94-63

DAYTON

Overall: 3-0 • Home: 0-0 • Road: 0-0 • Neutral: 3-0			
11/22/1985.....	Cincinnati, Ohio.....	W/OT.....	63-60
03/20/2003.....	Spokane, Wash.....	W.....	84-71
12/16/2018.....	Uncasville, Conn.....	W.....	72-67

DELAWARE STATE

Overall: 2-0 • Home: 2-0 • Road: 0-0 • Neutral: 0-0			
12/02/1996.....	Tulsa, Okla.....	W.....	79-50
12/18/1999.....	Tulsa, Okla.....	W.....	72-52

DETROIT

Overall: 11-6 • Home: 8-0 • Road: 3-6 • Neutral: 0-0			
01/28/1950.....	Detroit, Mich.....	L.....	47-50
02/18/1950.....	Tulsa, Okla.....	W.....	53-49
01/29/1951.....	Detroit, Mich.....	L.....	50-62
02/19/1951.....	Tulsa, Okla.....	W.....	60-49
01/24/1952.....	Detroit, Mich.....	L.....	55-67
02/25/1952.....	Tulsa, Okla.....	W.....	62-44
02/04/1953.....	Tulsa, Okla.....	W.....	75-74
02/27/1953.....	Detroit, Mich.....	W.....	69-58
02/13/1954.....	Detroit, Mich.....	W.....	59-52
02/22/1954.....	Tulsa, Okla.....	W.....	89-70
01/10/1955.....	Tulsa, Okla.....	W.....	65-62
02/07/1955.....	Detroit, Mich.....	W.....	77-72
01/07/1956.....	Detroit, Mich.....	L.....	72-80
02/11/1956.....	Tulsa, Okla.....	W.....	61-55
12/20/1956.....	Tulsa, Okla.....	W.....	75-74
02/18/1957.....	Detroit, Mich.....	L.....	69-87
12/07/1961.....	Detroit, Mich.....	L.....	53-76

DETROIT YMCA

Overall: 1-0 • Home: 0-0 • Road: 0-0 • Neutral: 1-0			
03/08/1921.....	Kansas City, Mo.....	W.....	38-33

DOANE COLLEGE (NEB)

Overall: 0-1 • Home: 0-0 • Road: 0-0 • Neutral: 0-1			
01/01/1936.....	Winfield, Kan.....	L.....	12-16

DRAKE

Overall: 59-60 • Home: 42-18 • Road: 16-42 • Neutral: 1-0			
02/18/1931.....	Des Moines, Iowa.....	W.....	19-15
03/03/1931.....	Tulsa, Okla.....	W.....	30-28

01/07/1932.....	Des Moines, Iowa.....	W.....	25-19
02/27/1932.....	Tulsa, Okla.....	W.....	53-19
01/11/1935.....	Des Moines, Iowa.....	L.....	26-45
02/22/1935.....	Tulsa, Okla.....	L.....	36-46
02/21/1936.....	Tulsa, Okla.....	W.....	43-23
03/03/1936.....	Des Moines, Iowa.....	L.....	19-33
01/08/1937.....	Tulsa, Okla.....	W.....	34-26
02/27/1937.....	Des Moines, Iowa.....	L.....	24-28
01/08/1938.....	Des Moines, Iowa.....	L.....	22-29
01/31/1938.....	Tulsa, Okla.....	L.....	30-36
01/14/1939.....	Tulsa, Okla.....	W.....	36-35
02/22/1939.....	Des Moines, Iowa.....	L.....	24-25
01/15/1940.....	Des Moines, Iowa.....	L.....	33-42
02/16/1940.....	Tulsa, Okla.....	W.....	41-35
02/03/1941.....	Des Moines, Iowa.....	L.....	34-41
03/07/1941.....	Tulsa, Okla.....	L.....	58-59
01/10/1942.....	Tulsa, Okla.....	W.....	50-35
02/26/1942.....	Des Moines, Iowa.....	W.....	43-34
02/12/1943.....	Des Moines, Iowa.....	L.....	29-51
02/27/1943.....	Tulsa, Okla.....	L.....	52-65
03/02/1946.....	Tulsa, Okla.....	L.....	46-48
03/09/1946.....	Des Moines, Iowa.....	L.....	46-52
02/08/1947.....	Des Moines, Iowa.....	L.....	35-46
02/28/1947.....	Tulsa, Okla. High.....	W.....	77-55
02/09/1948.....	Tulsa, Okla.....	L.....	53-69
02/28/1948.....	Des Moines, Iowa.....	L.....	51-72
01/10/1949.....	Tulsa, Okla.....	L.....	50-62
02/05/1949.....	Des Moines, Iowa.....	L.....	42-63
01/14/1950.....	Tulsa, Okla.....	L.....	44-50
02/04/1950.....	Des Moines, Iowa.....	L.....	56-57
12/16/1950.....	Des Moines, Iowa.....	L.....	46-56
02/12/1951.....	Tulsa, Okla.....	L.....	46-54
01/12/1952.....	Tulsa, Okla.....	W.....	45-42
02/18/1952.....	Des Moines, Iowa.....	L.....	53-61
12/09/1955.....	Des Moines, Iowa.....	W.....	63-62
02/15/1956.....	Tulsa, Okla.....	W.....	76-61
02/16/1957.....	Des Moines, Iowa.....	L.....	61-74
03/02/1957.....	Tulsa, Okla.....	W.....	85-70
01/06/1958.....	Tulsa, Okla.....	W.....	59-57
02/08/1958.....	Des Moines, Iowa.....	L.....	72-74
01/10/1959.....	Tulsa, Okla.....	W.....	59-49
02/28/1959.....	Des Moines, Iowa.....	L.....	56-61
02/05/1960.....	Des Moines, Iowa.....	L.....	51-62
02/18/1960.....	Tulsa, Okla.....	W.....	56-55
01/12/1961.....	Tulsa, Okla.....	W.....	81-69
02/16/1961.....	Des Moines, Iowa.....	L.....	84-88
01/27/1962.....	Des Moines, Iowa.....	L.....	53-87
02/27/1962.....	Tulsa, Okla.....	L.....	75-84
01/10/1963.....	Tulsa, Okla.....	W.....	79-72
02/21/1963.....	Des Moines, Iowa.....	L.....	65-81
02/15/1964.....	Tulsa, Okla.....	L.....	76-84
02/27/1964.....	Des Moines, Iowa.....	L.....	63-72
01/28/1965.....	Des Moines, Iowa.....	W.....	58-60
02/11/1965.....	Tulsa, Okla.....	W.....	67-48
01/31/1966.....	Des Moines, Iowa.....	L.....	55-60
03/03/1966.....	Tulsa, Okla.....	W.....	56-45
01/30/1967.....	Tulsa, Okla.....	W.....	82-54
03/02/1967.....	Des Moines, Iowa.....	L.....	59-62
01/22/1968.....	Des Moines, Iowa.....	L/OT.....	58-63
03/02/1968.....	Tulsa, Okla.....	L.....	81-85
01/11/1969.....	Des Moines, Iowa.....	W.....	86-78
02/22/1969.....	Tulsa, Okla.....	L.....	78-87
01/10/1970.....	Tulsa, Okla.....	L.....	73-77
02/20/1970.....	Des Moines, Iowa.....	L.....	74-80
01/09/1971.....	Des Moines, Iowa.....	W.....	66-60
02/20/1971.....	Tulsa, Okla.....	L.....	84-87
01/08/1972.....	Tulsa, Okla.....	W.....	84-76
02/19/1972.....	Des Moines, Iowa.....	W.....	84-82
02/03/1973.....	Tulsa, Okla.....	W.....	95-94
02/02/1974.....	Des Moines, Iowa.....	L.....	65-68
02/09/1974.....	Tulsa, Okla.....	W.....	93-73
01/11/1975.....	Des Moines, Iowa.....	L.....	85-86
03/01/1975.....	Tulsa, Okla.....	L.....	102-110
01/22/1976.....	Tulsa, Okla.....	W.....	103-83
03/04/1976.....	Des Moines, Iowa.....	L.....	78-81
01/13/1977.....	Tulsa, Okla.....	W.....	74-70
02/12/1977.....	Des Moines, Iowa.....	L.....	72-99
01/28/1978.....	Des Moines, Iowa.....	W.....	76-67
02/06/1978.....	Tulsa, Okla.....	W.....	48-47
02/01/1979.....	Tulsa, Okla.....	W.....	82-73
02/10/1979.....	Des Moines, Iowa.....	L.....	66-73
01/19/1980.....	Des Moines, Iowa.....	L.....	90-103
02/11/1980.....	Tulsa, Okla.....	L.....	70-75
01/26/1981.....	Tulsa, Okla.....	W.....	86-77
02/21/1981.....	Des Moines, Iowa.....	L.....	87-107
01/14/1982.....	Tulsa, Okla.....	W.....	71-54
02/15/1982.....	Des Moines, Iowa.....	L.....	55-56
01/08/1983.....	Des Moines, Iowa.....	L.....	73-87
02/10/1983.....	Tulsa, Okla.....	W.....	61-59
01/05/1984.....	Des Moines, Iowa.....	W.....	91-79
02/04/1984.....	Tulsa, Okla.....	W.....	93-74
01/30/1985.....	Des Moines, Iowa.....	W.....	67-66
02/23/1985.....	Tulsa, Okla.....	W.....	79-56
02/08/1986.....	Des Moines, Iowa.....	L.....	58-61
03/01/1986.....	Tulsa, Okla.....	W.....	58-53
03/04/1986.....	Tulsa, Okla.....	W.....	68-67
01/10/1987.....	Tulsa, Okla.....	W.....	51-49
02/07/1987.....	Des Moines, Iowa.....	W.....	55-53
01/21/1988.....	Des Moines, Iowa.....	L.....	54-61
02/20/1988.....	Tulsa, Okla.....	W.....	59-40
01/28/1989.....	Tulsa, Okla.....	W.....	61-58

02/20/1989.....	Des Moines, Iowa.....	L.....	61-62
01/29/1990.....	Des Moines, Iowa.....	W.....	68-65
02/24/1990.....	Tulsa, Okla.....	W.....	71-58
01/05/1991.....	Des Moines, Iowa.....	L.....	79-83
01/19/1991.....	Tulsa, Okla.....	W.....	90-66
01/11/1992.....	Des Moines, Iowa.....	W.....	72-70
02/27/1992.....	Tulsa, Okla.....	W/2OT.....	85-82
02/02/1993.....	Des Moines, Iowa.....	L/2OT.....	88-96
02/13/1993.....	Tulsa, Okla.....	W.....	95-82
01/13/1994.....	Tulsa, Okla.....	W.....	115-98
01/29/1994.....	Des Moines, Iowa.....	W.....	99-80
03/05/1994.....	St. Louis, Mo.....	W.....	91-82
12/17/1994.....	Des Moines, Iowa.....	W.....	93-76
02/09/1995.....	Tulsa, Okla.....	L.....	53-60
01/11/1996.....	Tulsa, Okla.....	W.....	87-64
01/27/1996.....	Des Moines, Iowa.....	W.....	79-73

DREXEL

Overall: 2-0 • Home: 1-0 • Road: 0-0 • Neutral: 1-0			
12/17/1984.....	Tulsa, Okla.....	W.....	86-62
12/03/1988.....	Bowling Green, Ky.....	W.....	81-65

DRURY COLLEGE (MO.)

Overall: 11-3 • Home: 5-0 • Road: 6-3 • Neutral: 0-0			
02/05/2024.....	Springfield, Mo.....	L.....	26-27
01/16/1931.....	Springfield, Mo.....	W.....	28-18
01/31/1931.....	Tulsa, Okla.....	W.....	38-27
12/17/1932.....	Tulsa, Okla.....	W.....	38-22
01/15/1932.....	Springfield, Mo.....	L.....	24-31
01/12/1933.....	Springfield, Mo.....	W.....	33-16
02/10/1933.....	Tulsa, Okla.....	W.....	30-15
01/12/1934.....	Springfield, Mo.....	W.....	28-26
01/16/1934.....	Tulsa, Okla.....	W.....	31-15
12/18/1936.....	Tulsa, Okla.....	W.....	36-21
01/05/1937.....	Springfield, Mo.....	W.....	27-22
12/14/1938.....	Springfield, Mo.....	W.....	33-30
02/12/1944.....	Springfield, Mo.....	L.....	49-52
12/01/1948.....	Springfield, Mo.....	W.....	65-51

DUKE

Overall: 0-3 • Home: 0-0 • Road: 0-1 • Neutral: 0-2			
11/27/1996.....	New York, N.Y.....	L.....	67-72
03/14/1999.....	Charlotte, N.C.....	L.....	56-97
02/25/2010.....	Durham, N.C.....	L.....	52-70

DUQUESNE

Overall: 1-2 • Home: 0-0 • Road: 0-0 • Neutral: 1-2			
03/07/1953.....	New York, N.Y.....	L.....	60-99
12/26/1958.....	Oklahoma City, Okla.....	L.....	67-78
11/23/1997.....	Fairbanks, Alaska.....	W.....	72-52

ECU

Overall: 23-5 • Home: 11-2 • Road: 9-3 • Neutral: 3-0			
12/28/1984.....	Tulsa, Okla.....	W.....	8

2022-23 MEN'S BASKETBALL

INTRO

PLAYERS

STAFF

REVIEW

AMERICAN ATHLETIC CONFERENCE

OPPONENTS

RECORDS

HISTORY

Table with 3 columns: Date, Location, Score. Rows include 12/21/1947 Tulsa, Okla. W 65-61 and 01/13/1948 Ada, Okla. L 44-59.

EAST TEXAS STATE

Overall: 0-2 • Home: 0-0 • Road: 0-2 • Neutral: 0-0. Rows include 12/23/1939 Tulsa, Okla. L 42-45 and 12/14/1948 Tulsa, Okla. L 38-58.

EASTERN KENTUCKY

Overall: 0-1 • Home: 0-0 • Road: 0-0 • Neutral: 0-1. Rows include 01/01/1947 Louisville, Ky. L 32-57.

EASTERN MICHIGAN

Overall: 1-1 • Home: 1-0 • Road: 0-1 • Neutral: 0-0. Rows include 12/22/2005 Ypsilanti, Mich. L 62-67 and 12/23/2006 Tulsa, Okla. W 66-48.

EMPORIA STATE

Overall: 1-2 • Home: 1-0 • Road: 0-0 • Neutral: 1-1. Rows include 1914-1915 Tulsa, Okla. W 25-17 and 12/31/1935 Winfield, Kan. L 19-38.

EVANSVILLE

Overall: 6-1 • Home: 2-0 • Road: 2-0 • Neutral: 2-1. Rows include 01/27/1951 Owensboro, Ky. L 37-61 and 01/14/1995 Tulsa, Okla. W 72-66.

FIU

Overall: 2-0 • Home: 1-0 • Road: 1-0 • Neutral: 0-0. Rows include 11/15/2009 Tulsa, Okla. W 81-49 and 02/22/2014 Miami, Fla. W 77-65.

FLORIDA

Overall: 2-0 • Home: 1-0 • Road: 1-0 • Neutral: 0-0. Rows include 12/10/1962 Tulsa, Okla. W 85-79 and 12/21/1963 Gainesville, Fla. W 86-83.

FLORIDA ATLANTIC

Overall: 1-0 • Home: 0-0 • Road: 1-0 • Neutral: 0-0. Rows include 02/20/2014 Boca Raton, Fla. W 71-52.

FLORIDA SOUTHERN

Overall: 1-0 • Home: 1-0 • Road: 0-0 • Neutral: 0-0. Rows include 12/22/1981 Tulsa, Okla. W 94-68.

FLORIDA STATE

Overall: 0-4 • Home: 0-1 • Road: 0-1 • Neutral: 0-2. Rows include 12/23/1963 Tallahassee, Fla. L 76-91 and 12/26/1964 Tulsa, Okla. L 72-74.

FORT VALLEY STATE (GA)

Overall: 1-0 • Home: 1-0 • Road: 0-0 • Neutral: 0-0. Rows include 11/24/1984 Tulsa, Okla. W 125-83.

FRESNO STATE

Overall: 6-11 • Home: 5-3 • Road: 0-8 • Neutral: 1-0. Rows include 01/15/1998 Fresno, Calif. L 77-81 and 02/15/1998 Tulsa, Okla. W 78-77.

GEORGE WASHINGTON

Overall: 0-1 • Home: 0-0 • Road: 0-0 • Neutral: 0-1. Rows include 12/2/1954 Oklahoma City, Okla. L 61-66.

GEORGIA

Overall: 0-1 • Home: 0-0 • Road: 0-0 • Neutral: 0-1. Rows include 12/12/1980 Mabee Center. L 64-66.

GEORGIA SOUTHERN

Overall: 1-0 • Home: 1-0 • Road: 0-0 • Neutral: 0-0. Rows include 12/19/1970 Tulsa, Okla. W 88-61.

GEORGIA STATE

Overall: 1-1 • Home: 1-0 • Road: 0-1 • Neutral: 0-0. Rows include 11/24/1999 Tulsa, Okla. W 100-73 and 12/01/2003 Atlanta, Ga. L 67-72.

GLENNAN ARMY HOSPITAL (OKLA)

Overall: 1-1 • Home: 1-0 • Road: 0-1 • Neutral: 0-0. Rows include 01/31/1945 Tulsa, Okla. W 45-44 and 02/21/1945 Okmulgee, Okla. L 48-57.

GONZAGA

Overall: 0-3 • Home: 0-1 • Road: 0-1 • Neutral: 0-1. Rows include 11/21/1997 Fairbanks, Alaska L 40-78 and 02/22/2003 Spokane, Wash. L 60-69.

GRAMBLING

Overall: 3-0 • Home: 3-0 • Road: 0-0 • Neutral: 0-0. Rows include 12/27/1987 Tulsa, Okla. W 73-70 and 12/15/1988 Tulsa, Okla. W 79-62.

GRAND CANYON

Overall: 1-0 • Home: 1-0 • Road: 0-0 • Neutral: 0-0. Rows include 12/18/2013 Tulsa, Okla. W 66-65.

GREEN BAY

Overall: 0-1 • Home: 0-0 • Road: 0-0 • Neutral: 0-1. Rows include 11/30/2013 Anchorage, Alaska L 59-67.

GRINNELL

Overall: 6-6 • Home: 3-3 • Road: 3-3 • Neutral: 0-0. Rows include 03/01/1930 Tulsa, Okla. W/OT 30-27 and 01/08/1932 Grinnell, Iowa W 25-23.

HAMPTON

Overall: 0-1 • Home: 0-0 • Road: 0-0 • Neutral: 0-1. Rows include 11/11/2007 College Park, Md. L 55-72.

HARDIN-SIMMONS

Overall: 4-0 • Home: 4-0 • Road: 0-0 • Neutral: 0-0. Rows include 12/02/1953 Tulsa, Okla. W 61-40 and 02/12/1955 Tulsa, Okla. W 66-51.

HAWAII

Overall: 9-11 • Home: 7-4 • Road: 2-7 • Neutral: 0-0. Rows include 12/14/1966 Tulsa, Okla. W 84-58 and 12/03/1992 Honolulu, Hawaii W 68-63.

HENDERSON STATE

Overall: 1-0 • Home: 1-0 • Road: 0-0 • Neutral: 0-0. Rows include 12/11/1982 Tulsa, Okla. W 75-53.

HOUSTON

Overall: 29-30 • Home: 17-10 • Road: 10-19 • Neutral: 2-1. Rows include 02/10/1951 Houston, Texas W 50-45 and 02/05/1951 Tulsa, Okla. W 60-44.

Table with 3 columns: Date, Location, Score. Rows include 01/15/1966 Tulsa, Okla. L 71-72 and 02/05/1966 Houston, Texas L 77-97.

HOUSTON BAPTIST

Overall: 4-0 • Home: 4-0 • Road: 0-0 • Neutral: 0-0. Rows include 12/06/1973 Tulsa, Okla. W 94-73 and 12/07/1974 Tulsa, Okla. W 97-78.

IDAHO

Overall: 2-0 • Home: 1-0 • Road: 0-0 • Neutral: 1-0. Rows include 12/28/1951 Oklahoma City, Okla. W/2OT 77-75 and 12/27/1952 Tulsa, Okla. W 66-56.

IDAHO STATE

Overall: 2-1 • Home: 0-1 • Road: 0-0 • Neutral: 2-0. Rows include 12/27/1955 Oklahoma City, Okla. W 60-59 and 12/22/1956 Tulsa, Okla. L 56-68.

ILLINOIS

Overall: 1-2 • Home: 0-0 • Road: 0-0 • Neutral: 1-2. Rows include 12/28/1988 Honolulu, Hawaii L 58-85 and 03/17/1995 Albany, N.Y. W 68-62.

ILLINOIS STATE

Overall: 18-17 • Home: 12-4 • Road: 5-11 • Neutral: 1-2. Rows include 02/11/1982 Tulsa, Okla. W/OT 78-67 and 03/06/1982 Tulsa, Okla. W 90-77.

INCARNATE WORD

Overall: 1-0 • Home: 1-0 • Road: 0-0 • Neutral: 0-0. Rows include 12/22/2014 Tulsa, Okla. W 76-47.

INDEPENDENCE (KAN) JC

Overall: 1-0 • Home: 0-0 • Road: 1-0 • Neutral: 0-0
 12/19/1939..... Independence, Kan..... W 61-40

INDIANA STATE

Overall: 29-14 • Home: 19-3 • Road: 7-10 • Neutral: 3-1
 12/29/1970..... Las Vegas, Nev..... L 72-79
 01/12/1978..... Tulsa, Okla..... L 59-78
 02/11/1978..... Terre Haute, Ind..... L 70-102
 01/03/1979..... Terre Haute, Ind..... L 89-101
 02/03/1979..... Tulsa, Okla..... L 56-66
 01/24/1980..... Terre Haute, Ind..... L 63-68
 02/14/1980..... Tulsa, Okla..... L 66-70
 01/17/1981..... Terre Haute, Ind..... W 81-59
 02/23/1981..... Tulsa, Okla..... W 63-47
 01/23/1982..... Terre Haute, Ind..... L 59-60
 02/20/1982..... Tulsa, Okla..... W 77-64
 01/06/1983..... Tulsa, Okla..... W/OT 96-91
 02/05/1983..... Terre Haute, Ind..... L 86-100
 03/08/1983..... Tulsa, Okla..... W 109-84
 02/09/1984..... Terre Haute, Ind..... W 87-70
 03/01/1984..... Tulsa, Okla..... W 126-102
 03/06/1984..... Tulsa, Okla..... W 110-99
 01/03/1985..... Tulsa, Okla..... W 90-71
 02/02/1985..... Terre Haute, Ind..... L 94-100
 01/11/1986..... Tulsa, Okla..... W 65-56
 02/21/1986..... Terre Haute, Ind..... W 60-58
 03/03/1986..... Tulsa, Okla..... W 68-50
 01/17/1987..... Terre Haute, Ind..... W 69-48
 02/19/1987..... Tulsa, Okla..... W 73-54
 02/08/1988..... Tulsa, Okla..... W 70-67
 02/13/1988..... Terre Haute, Ind..... L/2OT 88-93
 01/05/1989..... Terre Haute, Ind..... W 70-64
 01/21/1989..... Tulsa, Okla..... W 66-57
 02/01/1990..... Tulsa, Okla..... W 77-56
 02/22/1990..... Terre Haute, Ind..... W 73-65
 01/24/1991..... Tulsa, Okla..... W 70-68
 02/02/1991..... Terre Haute, Ind..... L 60-77
 01/23/1992..... Tulsa, Okla..... W 67-53
 02/24/1992..... Terre Haute, Ind..... L 60-74
 03/07/1992..... St. Louis, Mo..... W 77-65
 01/18/1993..... Tulsa, Okla..... W/2OT 89-84
 02/25/1993..... Terre Haute, Ind..... L 74-86
 01/22/1994..... Terre Haute, Ind..... W 87-57
 02/28/1994..... Tulsa, Okla..... W 79-56
 02/18/1995..... Tulsa, Okla..... W 79-66
 02/19/1996..... Tulsa, Okla..... W 111-75
 11/27/2013..... Anchorage, Alaska..... W 63-62
 11/22/2015..... St. Thomas, USVI..... W 67-59

IONA

Overall: 1-0 • Home: 1-0 • Road: 0-0 • Neutral: 0-0
 12/08/2015..... Tulsa, Okla..... W 90-81

IOWA

Overall: 0-2 • Home: 0-1 • Road: 0-1 • Neutral: 0-0
 12/02/2000..... Iowa City, Iowa..... L 65-66
 12/28/2002..... Tulsa, Okla..... L 63-67

IOWA STATE

Overall: 2-3 • Home: 1-1 • Road: 1-1 • Neutral: 0-1
 12/10/1955..... Ames, Iowa..... L 50-62
 12/15/1956..... Tulsa, Okla..... L 52-72
 12/21/1973..... Tulsa, Okla..... W 79-69
 12/11/1976..... Ames, Iowa..... W 88-65
 11/17/2017..... Conway, S.C..... W 78-80

JACKSON STATE

Overall: 6-0 • Home: 5-0 • Road: 1-0 • Neutral: 0-0
 11/18/1998..... Tulsa, Okla..... W 84-45
 01/02/2001..... Tulsa, Okla..... W 107-49
 12/04/2006..... Tulsa, Okla..... W 79-54
 12/17/2009..... Tulsa, Okla..... W 92-39
 11/21/2011..... Jackson, Miss..... W 57-51
 11/21/2012..... Tulsa, Okla..... W 86-66

JACKSONVILLE

Overall: 1-0 • Home: 1-0 • Road: 0-0 • Neutral: 0-0
 12/28/1985..... Tulsa, Okla..... W 67-57

JACKSONVILLE STATE

Overall: 0-1 • Home: 0-1 • Road: 0-0 • Neutral: 0-0
 11/11/2016..... Tulsa, Okla..... L 73-84

KANSAS

Overall: 0-6 • Home: 0-2 • Road: 0-3 • Neutral: 0-1
 12/16/1953..... Lawrence, Kan..... L 61-72
 02/08/1954..... Tulsa, Okla..... L 58-71
 12/14/1954..... Lawrence, Kan..... L 66-73
 12/16/2000..... Lawrence, Kan..... L 69-92
 12/29/2001..... Kansas City, Mo..... L 85-93
 12/11/2002..... Tulsa, Okla..... L 80-89

KANSAS CITY ATHLETIC CLUB

Overall: 0-1 • Home: 0-0 • Road: 0-1 • Neutral: 0-0
 01/09/1932..... Kansas City, Mo..... L 14-30

KANSAS STATE

Overall: 7-2 • Home: 4-0 • Road: 3-2 • Neutral: 0-0
 12/04/1965..... Manhattan, Kan..... W 70-63
 12/09/1967..... Tulsa, Okla..... W 62-58
 12/07/1968..... Manhattan, Kan..... W 66-63
 12/09/1972..... Tulsa, Okla..... W 89-79
 12/14/1989..... Manhattan, Kan..... L 69-75
 12/12/1990..... Tulsa, Okla..... W 72-61
 12/09/2017..... Wichita, Kan..... W 61-54
 12/08/2018..... Tulsa, Okla..... W 47-46
 12/29/2019..... Manhattan, Kan..... L 67-69

KENTUCKY

Overall: 0-5 • Home: 0-0 • Road: 0-4 • Neutral: 0-1
 12/05/1947..... Lexington, Ky..... L 18-72
 12/06/1947..... Lexington, Ky..... L 22-71
 12/10/1948..... Lexington, Ky..... L 27-81
 12/20/1997..... Lexington, Ky..... L 53-74
 03/16/2002..... St. Louis, Mo..... L 82-87

KENT STATE

Overall: 0-1 • Home: 0-0 • Road: 0-1 • Neutral: 0-0
 03/17/2010..... Kent, Ohio..... L 74-75

KINGFISHER COLLEGE

Overall: 0-1 • Home: 0-0 • Road: 2-0 • Neutral: 0-0
 02/06/1922..... Kingfisher, Okla..... W 37-19
 02/07/1922..... Kingfisher, Okla..... W 39-23

LAMAR

Overall: 4-6 • Home: 2-4 • Road: 2-2 • Neutral: 0-0
 12/30/1961..... Tulsa, Okla..... L 80-83
 12/12/1967..... Tulsa, Okla..... W 68-56
 12/16/1968..... Beaumont, Texas..... L 77-103
 12/05/1988..... Tulsa, Okla..... L 65-76
 11/30/1989..... Beaumont, Texas..... W 82-70
 01/08/1991..... Beaumont, Texas..... W 78-67
 12/22/2004..... Tulsa, Okla..... L 85-91
 12/17/2005..... Beaumont, Texas..... L 78-86
 12/01/2006..... Tulsa, Okla..... W 78-64
 11/10/2017..... Tulsa, Okla..... L 67-74

LA SALLE

Overall: 0-1 • Home: 0-1 • Road: 1-0 • Neutral: 1-0
 01/30/1940..... Baltimore, Md..... W 45-36
 01/04/1971..... Tulsa, Okla..... L 61-63
 12/11/1971..... Philadelphia, Pa..... W 80-77

LAWRENCE TECH (MICH)

Overall: 0-1 • Home: 0-0 • Road: 0-1 • Neutral: 0-0
 01/23/1948..... Detroit, Mich..... L 58-60

LITTLE ROCK

Overall: 7-5 • Home: 6-2 • Road: 1-3 • Neutral: 0-0
 11/18/2006..... Tulsa, Okla..... W 66-60
 12/01/2007..... Little Rock, Ark..... L 51-62
 11/17/2009..... Tulsa, Okla..... W 59-45
 12/05/2010..... Tulsa, Okla..... L 67-69
 11/11/2011..... Tulsa, Okla..... W 65-49
 12/15/2012..... Little Rock, Ark..... L 65-72
 12/10/2013..... Tulsa, Okla..... W 78-64
 12/07/2014..... Little Rock..... W 78-73
 11/28/2015..... Tulsa, Okla..... L 60-64
 12/03/2016..... Little Rock, Ark..... L 62-72
 11/19/2018..... Tulsa, Okla..... W 88-78
 11/26/2022..... Tulsa, Okla..... W 77-63

LONG BEACH STATE

Overall: 4-2 • Home: 2-0 • Road: 0-1 • Neutral: 2-1
 12/14/1963..... Tulsa, Okla..... W 112-83
 12/14/1968..... Tulsa, Okla..... W 102-78
 12/05/1969..... Long Beach, Calif..... L 73-77
 12/28/1970..... Las Vegas, Nev..... W 68-61
 12/13/1975..... Provo, Utah..... W 81-74
 12/04/1992..... Honolulu, Hawaii..... L 69-72

LONG ISLAND

Overall: 1-0 • Home: 1-0 • Road: 0-0 • Neutral: 0-0
 12/09/1983..... Tulsa, Okla..... W 126-80

LOUISIANA-LAFAYETTE

Overall: 3-1 • Home: 3-0 • Road: 0-1 • Neutral: 0-0
 12/02/1963..... Tulsa, Okla..... W 93-69
 02/08/1978..... Tulsa, Okla..... W 81-71
 12/05/1978..... Lafayette, La..... L 84-94
 11/17/2014..... Tulsa, Okla..... W 64-53

LOUISIANA-MONROE

Overall: 1-0 • Home: 1-0 • Road: 0-0 • Neutral: 0-0
 12/08/1973..... Tulsa, Okla..... W 84-72

LOUISIANA STATE

Overall: 1-1 • Home: 1-0 • Road: 0-1 • Neutral: 0-0
 12/22/1952..... Tulsa, Okla..... W 84-58
 01/22/1953..... Baton Rouge, La..... L 51-55

LOUISIANA TECH

Overall: 5-7 • Home: 3-2 • Road: 1-5 • Neutral: 1-0
 01/04/1990..... Tulsa, Okla..... L 82-91
 12/03/1990..... Ruston, La..... L 66-78
 01/17/2002..... Ruston, La..... W 71-68

02/16/2002..... Tulsa, Okla..... W 72-63
 01/23/2003..... Tulsa, Okla..... W 68-61
 02/10/2003..... Ruston, La..... L 82-93
 01/03/2004..... Ruston, La..... L 62-70
 03/06/2004..... Tulsa, Okla..... W 80-70
 12/30/2004..... Tulsa, Okla..... L 52-58
 03/05/2005..... Ruston, La..... L 82-91
 02/06/2014..... Ruston, La..... L 61-66
 03/15/2014..... El Paso, Texas..... W 69-60

LOUISVILLE

Overall: 5-23 • Home: 5-7 • Road: 0-12 • Neutral: 0-3
 01/09/1965..... Tulsa, Okla..... W 76-62
 02/04/1965..... Louisville, Ky..... L 67-73
 01/06/1966..... Tulsa, Okla..... W 84-79
 02/17/1966..... Louisville, Ky..... L 50-84
 01/03/1967..... Louisville, Ky..... L 62-76
 02/18/1967..... Tulsa, Okla..... L 64-82
 01/04/1968..... Tulsa, Okla..... L 59-65
 02/15/1968..... Louisville, Ky..... L/OT 67-76
 01/04/1969..... Tulsa, Okla..... W 85-69
 02/13/1969..... Louisville, Ky..... L 81-83
 01/03/1970..... Louisville, Ky..... L 67-84
 02/11/1970..... Tulsa, Okla..... L 67-77
 01/02/1971..... Tulsa, Okla..... L 74-86
 02/03/1971..... Louisville, Ky..... L 85-98
 02/12/1972..... Tulsa, Okla..... L 66-84
 03/06/1972..... Louisville, Ky..... L 83-102
 03/01/1973..... Louisville, Ky..... L 62-69
 01/05/1974..... Tulsa, Okla..... L 75-78
 02/08/1975..... Tulsa, Okla..... W 84-77
 02/22/1975..... Louisville, Ky..... L 79-104
 01/15/1976..... Tulsa, Okla..... L 68-78
 02/19/1976..... Louisville, Ky..... L/OT 90-98
 02/15/1977..... Tulsa, Okla..... L 67-91
 01/03/1980..... Louisville, Ky..... L 58-78
 12/04/1980..... Tulsa, Okla..... W 68-60
 03/18/1984..... Milwaukee, Wis..... L 67-69
 11/24/1985..... Cincinnati, Ohio..... L 74-80
 03/15/1996..... Milwaukee, Wis..... L/OT 80-82

LOYOLA (ILL)

Overall: 0-2 • Home: 0-0 • Road: 0-1 • Neutral: 0-1
 01/21/1948..... Chicago, Ill..... L 32-51
 12/18/1965..... Chicago Stadium..... L 72-100

LOYOLA (LA)

Overall: 5-1 • Home: 3-0 • Road: 2-1 • Neutral: 0-0
 01/05/1957..... New Orleans, LA..... W 60-59
 01/22/1959..... Tulsa, Okla..... W 68-63
 01/28/1963..... New Orleans, LA..... W 57-50
 02/08/1964..... Tulsa, Okla..... W 99-76
 12/10/1964..... New Orleans, LA..... L 56-57
 12/13/1965..... Tulsa, Okla..... W 70-44

LOYOLA-MARYMOUNT (Calif.)

Overall: 4-1 • Home: 3-1 • Road: 1-0 • Neutral: 0-0
 12/15/1951..... Tulsa, Okla..... W 66-40
 01/23/1965..... Tulsa, Okla..... W 70-59
 12/20/2008..... Los Angeles, Calif..... W 79-45
 11/24/2009..... Tulsa, Okla..... W 79-65
 12/07/2021..... Tulsa, Okla..... L 55-60

LSU SHREVEPORT

Overall: 1-0 • Home: 1-0 • Road: 0-0 • Neutral: 0-0
 11/11/2012..... Tulsa, Okla..... W 110-54

MANHATTAN

Overall: 2-0 • Home: 1-0 • Road: 0-0 • Neutral: 1-0
 12/30/1978..... New Haven, Conn..... W 77-74
 12/16/2017..... Tulsa, Okla..... W 80-66

MARQUETTE

Overall: 2-1 • Home: 0-0 • Road: 1-0 • Neutral: 1-1
 03/15/1967..... New York, N.Y..... L 60-64
 12/05/1998..... Milwaukee, Wis..... W 67-51
 03/14/2002..... St. Louis, Mo..... W 71-69

MARSHALL

Overall: 9-6 • Home: 6-0 • Road: 2-5 • Neutral: 1-1
 01/18/2006..... Tulsa, Okla..... W 66-57
 01/17/2007..... Huntington, W.Va..... L 53-65
 02/07/2007..... Tulsa, Okla..... W 63-60
 01/30/2008..... Huntington, W.Va..... L/OT 65-72
 03/01/2008..... Tulsa, Okla..... W 89-64
 01/17/2009..... Tulsa, Okla..... W 69-50
 02/04/2009..... Huntington, W.Va..... W 73-57
 02/03/2010..... Tulsa, Okla..... W 73-69
 02/17/2010..... Huntington, W.Va..... L 58-64
 03/11/2010..... BOK Center..... W 80-64
 02/23/2011..... Huntington, W.Va..... L 61-79
 02/04/2012..... Tulsa, Okla..... W 79-70
 03/08/2012..... Memphis, Tenn..... L/3OT 100-105
 01/09/2013..... Huntington, W.Va..... L 61-79
 01/18/2014..... Huntington, W.Va..... W 69-52

MARYLAND

Overall: 0-2 • Home: 0-0 • Road: 0-1 • Neutral: 0-1
 12/28/1964..... Miami, Fla..... L 59-66
 12/29/2013..... College Park, Md..... L 74-85

2022-23 MEN'S BASKETBALL

MASSACHUSETTS

Overall: 1-2 • Home: 0-0 • Road: 0-0 • Neutral: 0-1
 03/24/1995..... East Rutherford, N.J..... L 51-76

MCMURRAY (TEXAS)

Overall: 1-0 • Home: 1-0 • Road: 0-0 • Neutral: 0-0
 12/27/1969..... Tulsa, Okla..... W 91-76

MCNEESE STATE

Overall: 1-2 • Home: 1-1 • Road: 0-1 • Neutral: 0-0
 12/04/1977..... Tulsa, Okla..... L 62-73
 12/12/1979..... Lake Charles, La..... L 65-73
 12/27/1985..... Tulsa, Okla..... W 81-62

MEMPHIS

Overall: 1-21 • Home: 11-11 • Road: 9-17 • Neutral: 1-3

12/19/1964	Tulsa, Okla	W	80-63
01/14/1967	Memphis, Tenn	W	54-43
12/20/1967	Memphis, Tenn	W	64-47
02/04/1968	Tulsa, Okla	W	52-48
01/18/1969	Tulsa, Okla	W	70-69
02/27/1969	Memphis, Tenn	W	62-56
12/11/1969	Memphis, Tenn	W	82-72
01/17/1970	Memphis, Tenn	W	77-66
02/26/1970	Tulsa, Okla	W	87-78
01/16/1971	Tulsa, Okla	W	90-85
02/25/1971	Memphis, Tenn	W/2OT	94-91
01/15/1972	Memphis, Tenn	L	72-99
02/26/1972	Tulsa, Okla	L	90-91
02/10/1973	Tulsa, Okla	L/OT	87-91
01/26/1974	Memphis, Tenn	L	64-67
02/20/1975	Tulsa, Okla	L	80-88
02/17/1976	Memphis, Tenn	L	83-91
01/16/1988	Tulsa, Okla	L	47-54
01/25/1989	Memphis, Tenn	L	69-77
03/27/2001	New York, NY	W	72-64
02/01/2006	Tulsa, Okla	L	61-84
02/25/2006	Memphis, Tenn	L	67-78
01/24/2007	Memphis, Tenn	L	59-72
02/14/2007	Tulsa, Okla	L	52-69
01/23/2008	Tulsa, Okla	L	41-56
02/27/2008	Memphis, Tenn	L	67-82
03/15/2008	Memphis, Tenn	L	51-77
01/13/2009	Tulsa, Okla	L	54-55
02/11/2009	Memphis, Tenn	L	37-63
03/14/2009	Memphis, Tenn	L	39-64
02/13/2010	Tulsa, Okla	L	86-93
03/06/2010	Memphis, Tenn	L	53-75
02/02/2011	Memphis, Tenn	W	68-65
03/03/2012	Tulsa, Okla	L	66-78
02/02/2013	Memphis, Tenn	L	64-94
03/15/2013	BOK Center	L	74-85
01/21/2015	Tulsa, Okla	W	73-55
02/28/2015	Memphis, Tenn	W/OT	74-72
02/28/2016	Memphis, Tenn	L	82-92
03/11/2016	Orlando, Fla	L	67-89
01/11/2017	Tulsa, Okla	W	81-71
02/07/2017	Memphis, Tenn	L	44-66
01/06/2018	Memphis, Tenn	L	67-76
01/20/2018	Tulsa, Okla	W	64-51
03/09/2018	Orlando, Fla	L	64-67
01/30/2019	Tulsa, Okla	W	95-79
03/09/2019	Memphis, Tenn	L	63-66
01/22/2020	Tulsa, Okla	W	80-40
12/21/2020	Memphis, Tenn	W	56-49
01/17/2021	Tulsa, Okla	W	58-57
01/04/2022	Memphis, Tenn	L	64-67
01/23/2022	Tulsa, Okla	L	83-81

MERCER

Overall: 1-0 • Home: 1-0 • Road: 0-0 • Neutral: 0-0
 12/28/2011..... Tulsa, Okla..... W 68-62

METHODIST INDIAN SCHOOL (OKLA)

Overall: 2-1 • Home: 1-1 • Road: 0-0 • Neutral: 1-0
 01/22/1914..... Tulsa, Okla..... W 36-16
 02/14/1914..... Tulsa YMCA..... W 25-18
 02/18/1914..... Tulsa, Okla..... L 22-26

MIAMI (FLA)

Overall: 1-1 • Home: 0-0 • Road: 0-1 • Neutral: 1-0
 02/22/1962..... Miami, Fla..... L 66-83
 03/24/2000..... Austin, Texas..... W 80-71

MIAMI (OHIO)

Overall: 1-0 • Home: 1-0 • Road: 0-0 • Neutral: 0-0
 03/19/2008..... Tulsa, Okla..... W 61-45

MICHIGAN

Overall: 0-1 • Home: 0-0 • Road: 0-0 • Neutral: 0-1
 03/16/2016..... Dayton, Ohio..... L 62-67

MICHIGAN STATE

Overall: 2-2 • Home: 1-0 • Road: 0-1 • Neutral: 1-1
 12/09/1961..... East Lansing, Mich..... L 70-90
 12/18/1963..... Tulsa, Okla..... W 89-88
 12/28/1965..... Honolulu, Hawaii..... W 78-67
 12/22/1998..... Kahuku, Hawaii..... L 58-68

MIDDLE TENNESSEE

Overall: 2-0 • Home: 1-0 • Road: 0-0 • Neutral: 1-0
 01/23/2014..... Tulsa, Okla..... W 58-53
 03/14/2014..... El Paso, Texas..... W 76-69

MINNESOTA

Overall: 1-2 • Home: 0-1 • Road: 1-1 • Neutral: 0-0
 12/07/1953..... Minneapolis, Minn..... L 60-62
 12/21/1953..... Tulsa, Okla..... L 63-66
 03/19/2001..... Minneapolis, Min..... W/OT 76-73

MISSISSIPPI

Overall: 4-1 • Home: 2-0 • Road: 1-1 • Neutral: 1-0
 12/30/1953..... Oklahoma City, Okla..... W 64-60
 12/20/1986..... Tulsa, Okla..... W 69-68
 12/12/1987..... Oxford, Miss..... L 56-69
 12/22/1988..... Tulsa, Okla..... W 87-68
 01/13/1990..... Oxford, Miss..... W 63-47

MISSISSIPPI STATE

Overall: 1-0 • Home: 1-0 • Road: 0-0 • Neutral: 0-0
 03/21/2001..... Starkville, Miss..... W 77-75

MISSISSIPPI VALLEY STATE

Overall: 2-0 • Home: 2-0 • Road: 0-0 • Neutral: 0-0
 01/02/1991..... Tulsa, Okla..... W 114-56
 12/30/2007..... Tulsa, Okla..... W 71-46

MISSOURI

Overall: 3-4 • Home: 2-1 • Road: 1-3 • Neutral: 0-0
 12/19/1917..... Columbia, Mo..... L 20-50
 02/03/1924..... Columbia, Mo..... W 35-19
 12/19/1951..... Tulsa, Okla..... W 60-53
 01/23/1960..... Columbia, Mo..... L 74-84
 01/29/1964..... Tulsa, Okla..... W 94-79
 01/02/1988..... Columbia, Mo..... L 49-82
 12/07/1988..... Tulsa, Okla..... L 61-73

MISSOURI S&T

Overall: 1-0 • Home: 0-0 • Road: 1-0 • Neutral: 0-0
 01/13/1933..... Rolla, Mo..... W 44-22

MISSOURI STATE

Overall: 20-21 • Home: 13-5 • Road: 7-14 • Neutral: 0-2

01/16/1932	Springfield, Mo	W	37-30
01/19/1932	Tulsa, Okla	L	18-24
01/11/1933	Springfield, Mo	L	15-29
01/08/1934	Springfield, Mo	L	16-27
03/02/1934	Tulsa, Okla	L	19-20
01/19/1935	Springfield, Mo	L	21-43
12/17/1938	Springfield, Mo	L	16-30
12/18/1939	Tulsa, Okla	W	31-28
01/06/1941	Springfield, Mo	L	24-27
01/06/1942	Springfield, Mo	L	21-37
01/20/1942	Tulsa, Okla	L	20-30
12/01/1959	Springfield, Mo	L	66-79
12/01/1980	Tulsa, Okla	W	87-51
01/07/1989	Springfield, Mo	L	68-76
12/02/1989	Tulsa, Okla	L	66-73
01/22/1991	Springfield, Mo	L	70-72
02/20/1991	Tulsa, Okla	W	68-64
03/03/1991	St. Louis, Mo	L/2OT	80-82
01/18/1992	Tulsa, Okla	W	64-63
02/08/1992	Springfield, Mo	L	74-78
03/09/1992	St. Louis, Mo	L	69-71
01/09/1993	Springfield, Mo	L	54-62
01/23/1993	Tulsa, Okla	W	77-74
12/11/1993	Tulsa, Okla	W	66-56
02/19/1994	Springfield, Mo	W	71-66
01/25/1995	Tulsa, Okla	W	71-54
02/14/1995	Springfield, Mo	W	69-59
01/20/1996	Springfield, Mo	W	75-65
01/31/1996	Tulsa, Okla	L	61-66
12/07/1999	Tulsa, Okla	W	69-60
12/05/2000	Springfield, Mo	W	61-55
12/04/2001	Tulsa, Okla	W	90-73
12/14/2002	Springfield, Mo	W	62-46
12/10/2008	Tulsa, Okla	W	70-67
11/28/2009	Springfield, Mo	L	75-83
11/19/2010	Tulsa, Okla	W	62-50
11/26/2011	Springfield, Mo	L/OT	64-69
12/05/2012	Tulsa, Okla	W	61-42
11/16/2013	Springfield, Mo	L	93-96
12/17/2014	Tulsa, Okla	W	74-70
12/13/2015	Springfield, Mo	W	70-61

MISSOURI-ST. LOUIS

Overall: 3-0 • Home: 3-0 • Road: 0-0 • Neutral: 0-0
 12/30/1971..... Tulsa, Okla..... W 92-72
 12/03/1974..... Tulsa, Okla..... W 95-82
 12/30/1976..... Tulsa, Okla..... W 93-78

MONTANA

Overall: 1-0 • Home: 0-0 • Road: 0-0 • Neutral: 1-0
 12/21/2001..... Kahuku, Hawaii..... W 92-82

MORGAN STATE

Overall: 1-0 • Home: 1-0 • Road: 0-0 • Neutral: 0-0
 12/08/1997..... Tulsa, Okla..... W 93-56

MORNINGSIDE COLLEGE (IOWA)

Overall: 0-2 • Home: 0-0 • Road: 0-2 • Neutral: 0-0
 03/08/1946..... Sioux City, Iowa..... L 45-46
 02/06/1947..... Sioux City, Iowa..... L 44-49

MORRIS BROWN

Overall: 1-0 • Home: 1-0 • Road: 0-0 • Neutral: 0-0
 11/14/2001..... Tulsa, Okla..... W 89-41

MURRAY STATE

Overall: 1-2 • Home: 1-1 • Road: 0-0 • Neutral: 0-1
 01/18/1954..... Tulsa, Okla..... W 61-51
 12/02/1988..... Bowling Green, Ky..... L 63-86
 03/23/2015..... Tulsa, Okla..... L 62-83

NAVY

Overall: 0-1 • Home: 0-0 • Road: 0-0 • Neutral: 0-1
 03/14/1986..... Syracuse, N.Y..... L 68-87

NEBRASKA

Overall: 2-1 • Home: 1-0 • Road: 1-0 • Neutral: 0-1
 12/01/1997..... Tulsa, Okla..... W 85-68
 12/01/1998..... Lincoln, Neb..... W 52-49
 12/22/2009..... Las Vegas, Nev..... L 70-74

NEVADA

Overall: 7-7 • Home: 4-2 • Road: 3-2 • Neutral: 0-3

03/09/1921	Kansas City, Mo	L	22-25
02/15/2001	Tulsa, Okla	W	79-70
03/01/2001	Reno, Nev	W	74-69
01/03/2002	Reno, Nev	W	76-66
02/02/2002	Tulsa, Okla	W	73-68
01/04/2003	Tulsa, Okla	W	63-60
03/08/2003	Reno, Nev	W	79-73
03/15/2003	Tulsa, Okla	W	75-64
01/22/2004	Reno, Nev	L	71-80
02/02/2004	Tulsa, Okla	L	67-89
01/20/2005	Tulsa, Okla	L	69-75
02/21/2005	Reno, Nev	L	56-70
12/23/2009	Las Vegas, Nev	L	68-99
11/22/2019	Las Vegas, Nev	L	86-96

NEW MEXICO

Overall: 1-2 • Home: 1-0 • Road: 0-0 • Neutral: 0-0
 01/16/1997..... Tulsa, Okla..... W 80-57
 02/16/1997..... Albuquerque, N.M..... L 51-57
 03/05/1998..... Las Vegas, Nev..... L 59-60

NEW MEXICO STATE

Overall: 21-16 • Home: 14-4 • Road: 5-12 • Neutral: 2-0

12/29/1940	Oklahoma City, Okla	W	37-23
12/06/1952	Tulsa, Okla	W	56-44
12/11/1953	Las Cruces, N.M	W	52-43
12/05/1957	Tulsa, Okla	W	62-56
12/23/1958	Tulsa, Okla	W	60-58
02/08/1973	Las Cruces, N.M	L	68-76
02/17/1973	Tulsa, Okla	W	78-76
01/12/1974	Tulsa, Okla	L	75-80
02/16/1974	Las Cruces, N.M	W	68-51
01/04/1975	Tulsa, Okla	L	56-58
01/27/1975	Las Cruces, N.M	L	64-76
02/14/1976	Las Cruces, N.M	L	94-97
02/28/1976	Tulsa, Okla	W	86-83
01/11/1977	Las Cruces, N.M	L	69-82
02/19/1977	Tulsa, Okla	L	84-93
01/23/1978	Las Cruces, N.M	L	75-90
02/22/1978	Tulsa, Okla	W	77-73
02/27/1978	Las Cruces, N.M	L	75-76
01/20/1979	Las Cruces, N.M	L	72-75
02/05/1979	Tulsa, Okla	L	78-85
02/27/1979	Las Cruces, N.M	L	79-82
01/21/1980	Tulsa, Okla	W	80-74
02/09/1980	Las Cruces, N.M	L	93-103
02/09/1981	Las Cruces, N.M	L	85-98
02/26/1981	Tulsa, Okla	W/OT	86-79
03/03/1981	Tulsa, Okla	W	68-67
01/09/1982	Las Cruces, N.M	L	66-74
01/30/1982	Tulsa, Okla	W	76-72
03/04/1982	Tulsa, Okla	W	85-61
02/26/1983	Tulsa, Okla	W	100-71
03/05/1983	Las Cruces, N.M	L	85-91
03/10/1983	Las Cruces, N.M	W	49-48
02/06/1995	Las Cruces, N.M	W	85-67
12/20/1995	Tulsa, Okla	W	73-57
11/23/2002	South Padre, Texas	W	71-61
12/14/2003	Tulsa, Okla	W	78-66
01/10/2005	Las Cruces, N.M	W	83-63

NEW ORLEANS

Overall: 2-0 • Home: 2-0 • Road: 0-0 • Neutral: 0-0
 11/19/2016..... Tulsa, Okla..... W 77-68
 12/13/2018..... Tulsa, Okla..... W 70-60

NEW YORK UNIVERSITY

Overall: 0-2 • Home: 0-0 • Road: 0-1 • Neutral: 0-1
 12/27/1960..... Oklahoma City, Okla..... L 61-70
 12/06/1963..... New York, N.Y..... L 76-99

NIAGARA

Overall: 1-1 • Home: 0-0 • Road: 0-0 • Neutral: 1-1
 12/28/1957..... Oklahoma City, Okla..... L 49-65
 12/30/1959..... Oklahoma City, Okla..... W 75-68

INTRO
 PLAYERS
 STAFF
 REVIEW
 CONFERENCE
 OPONENTS
 RECORDS
 HISTORY

THE UNIVERSITY OF TULSA GOLDEN HURRICANE

NORTH CAROLINA

Overall: 1-3 • Home: 0-0 • Road: 0-2 • Neutral: 1-1	
12/03/1981..... Chapel Hill, N.C..... L..... 70-78	
12/17/1982..... Mabee Center..... W..... 84-74	
03/26/2000..... Austin, Texas..... L..... 55-59	
11/11/2000..... Chapel Hill, NC..... L..... 81-91	

NORTH CAROLINA A&T

Overall: 1-0 • Home: 1-0 • Road: 0-0 • Neutral: 0-0	
12/02/1995..... Tulsa, Okla..... W..... 100-51	

NORTH CAROLINA CENTRAL

Overall: 1-0 • Home: 1-0 • Road: 0-0 • Neutral: 0-0	
11/25/2008..... Tulsa, Okla..... W..... 92-52	

NORTH DAKOTA STATE

Overall: 1-0 • Home: 1-0 • Road: 0-0 • Neutral: 0-0	
12/06/1967..... Tulsa, Okla..... W..... 88-55	

NORTHEASTERN STATE (OKLA)

Overall: 17-4 • Home: 10-1 • Road: 5-3 • Neutral: 2-0	
01/12/1925..... Tulsa, Okla..... W..... 24-16	
01/29/1925..... Tahlequah, Okla..... W..... 34-24	
01/30/1925..... Tahlequah, Okla..... W..... 25-15	
03/12/1925..... Enid, Okla..... W..... 37-22	
01/28/1926..... Tahlequah, Okla..... W..... 30-27	
02/11/1926..... Tahlequah, Okla..... W..... 29-17	
01/15/1927..... Tulsa, Okla..... W..... 23-19	
01/22/1927..... Tahlequah, Okla..... L..... 16-26	
01/13/1928..... Tulsa, Okla..... L..... 27-39	
01/27/1928..... Tahlequah, Okla..... L..... 24-36	
0/01/1929..... Tahlequah, Okla..... W..... 30-24	
01/18/1929..... Tulsa, Okla..... W..... 48-32	
0105/1933..... Stillwater, Okla..... W..... 39-28	
12/20/1939..... Tulsa, Okla..... W..... 43-31	
12/16/1941..... Tahlequah, Okla..... L..... 20-26	
01/03/1978..... Tulsa, Okla..... W..... 83-67	
12/22/1978..... Tulsa, Okla..... W..... 69-63	
12/15/1979..... Tulsa, Okla..... W..... 53-50	
11/27/1982..... Tulsa, Okla..... W..... 70-61	
01/03/2009..... Tulsa, Okla..... W..... 67-44	
03/04/2021..... Tulsa, Okla..... W..... 107-74	

NORTHERN ARIZONA

Overall: 3-0 • Home: 2-0 • Road: 1-0 • Neutral: 0-0	
02/19/2005..... Tulsa, Okla..... W..... 79-64	
12/06/2005..... Flagstaff, Ariz..... W..... 63-58	
12/22/2015..... Tulsa, Okla..... W..... 90-55	

NORTHERN IOWA

Overall: 8-3 • Home: 3-2 • Road: 5-0 • Neutral: 0-1	
01/04/1992..... Tulsa, Okla..... L..... 68-83	
01/13/1992..... Cedar Falls, Iowa..... W..... 70-54	
01/03/1993..... Tulsa, Okla..... L..... 66-75	
01/16/1993..... Cedar Falls, Iowa..... W..... 66-61	
01/08/1994..... Tulsa, Okla..... W..... 75-62	
02/15/1994..... Cedar Falls, Iowa..... W..... 69-63	
03/06/1994..... St. Louis, Mo..... L..... 73-79	
01/03/1995..... Tulsa, Okla..... W..... 85-53	
02/27/1995..... Cedar Falls, Iowa..... W..... 90-75	
01/29/1996..... Cedar Falls, Iowa..... W..... 89-79	
02/26/1996..... Tulsa, Okla..... W..... 95-88	

NORTHERN KENTUCKY

Overall: 1-0 • Home: 0-0 • Road: 0-0 • Neutral: 1-0	
11/15/2012..... San Diego, Calif..... W..... 76-56	

NORTH FLORIDA

Overall: 1-0 • Home: 0-0 • Road: 0-0 • Neutral: 1-0	
11/12/2007..... College Park, Md..... W..... 83-66	

NORTH TEXAS

Overall: 40-12 • Home: 22-2 • Road: 17-10 • Neutral: 1-0	
02/09/1922..... Denton, Texas..... W..... 32-28	
02/10/1922..... Denton, Texas..... L..... 28-42	
01/16/1923..... Denton, Texas..... L..... 20-31	
01/17/1923..... Denton, Texas..... W..... 28-26	
12/29/1939..... Oklahoma City, Okla..... W..... 56-23	
01/27/1958..... Denton, Texas..... L..... 57-59	
02/17/1958..... Tulsa, Okla..... W..... 81-49	
01/03/1959..... Denton, Texas..... L..... 54-55	
01/16/1959..... Tulsa, Okla..... W..... 78-60	
01/30/1960..... Tulsa, Okla..... W..... 79-73	
02/11/1960..... Denton, Texas..... W..... 58-57	
02/04/1961..... Tulsa, Okla..... W..... 95-65	
03/02/1961..... Denton, Texas..... L..... 55-58	
02/01/1962..... Denton, Texas..... W..... 76-61	
02/24/1962..... Tulsa, Okla..... W..... 60-49	
02/07/1963..... Denton, Texas..... L..... 60-65	
03/02/1963..... Tulsa, Okla..... W..... 86-71	
01/09/1964..... Tulsa, Okla..... W..... 91-72	
02/06/1964..... Denton, Texas..... L..... 65-68	
01/13/1965..... Denton, Texas..... W..... 63-57	
02/25/1965..... Tulsa, Okla..... W..... 87-77	
01/13/1966..... Tulsa, Okla..... W..... 62-60	
02/07/1966..... Denton, Texas..... W..... 81-75	
01/12/1967..... Tulsa, Okla..... W..... 65-59	
02/02/1967..... Denton, Texas..... W..... 65-62	
01/13/1968..... Tulsa, Okla..... W..... 61-58	
02/01/1968..... Denton, Texas..... W..... 70-57	
01/27/1969..... Tulsa, Okla..... W..... 104-94	

03/01/1969..... Denton, Texas..... L..... 84-89	
01/27/1970..... Denton, Texas..... L..... 77-93	
02/28/1970..... Tulsa, Okla..... W..... 97-80	
02/11/1971..... Tulsa, Okla..... W..... 89-84	
03/04/1971..... Denton, Texas..... W..... 84-76	
02/10/1972..... Denton, Texas..... W..... 75-69	
03/04/1972..... Tulsa, Okla..... W/2OT..... 89-86	
01/13/1973..... Tulsa, Okla..... W..... 106-76	
02/15/1973..... Denton, Texas..... W..... 100-77	
01/19/1974..... Denton, Texas..... W..... 90-89	
02/23/1974..... Tulsa, Okla..... W..... 87-75	
02/06/1975..... Denton, Texas..... W..... 84-81	
02/27/1975..... Tulsa, Okla..... W..... 100-97	
12/21/1976..... Tulsa, Okla..... L..... 103-110	
11/30/1978..... Denton, Texas..... W..... 87-80	
12/01/1992..... Tulsa, Okla..... W..... 101-70	
12/01/1993..... Denton, Texas..... W..... 72-62	
12/08/1998..... Tulsa, Okla..... W..... 103-69	
12/30/1999..... Denton, Texas..... W..... 113-77	
11/17/2000..... Tulsa, Okla..... W..... 89-71	
01/02/2006..... Tulsa, Okla..... L..... 61-67	
11/21/2006..... Denton, Texas..... L..... 63-65	
02/01/2014..... Tulsa, Okla..... W..... 94-63	
03/06/2014..... Denton, Texas..... W..... 79-68	

NOTRE DAME

Overall: 1-0 • Home: 1-0 • Road: 0-0 • Neutral: 0-0	
02/19/1955..... Tulsa, Okla..... W..... 74-59	

NW OKLAHOMA STATE

Overall: 4-11 • Home: 2-4 • Road: 1-6 • Neutral: 1-1	
01/15/1916..... Alva, Okla..... L..... 26-56	
01/16/1916..... Alva, Okla..... L..... 25-48	
02/07/1916..... Tulsa, Okla..... W..... 30-29	
02/08/1916..... Tulsa, Okla..... W..... 37-35	
02/16/1917..... Tulsa, Okla..... L..... 26-29	
02/17/1917..... Tulsa, Okla..... L..... 37-38	
02/24/1925..... Alva, Okla..... L..... 18-32	
02/25/1925..... Alva, Okla..... W..... 27-26	
03/14/1925..... Enid, Okla..... L..... 21-30	
02/25/1926..... Alva, Okla..... L..... 27-62	
02/26/1926..... Alva, Okla..... L..... 42-49	
02/18/1928..... Tulsa, Okla..... L..... 32-43	
02/11/1929..... Tulsa, Okla..... L..... 33-42	
03/03/1929..... Alva, Okla..... L..... 15-34	
12/31/1936..... Oklahoma City, Okla..... W..... 35-24	

NORTHWESTERN

Overall: 1-1 • Home: 1-0 • Road: 0-0 • Neutral: 0-1	
03/18/2009..... Tulsa, Okla..... W..... 68-59	
11/18/2011..... Charleston, S.C..... L..... 65-69	

NORTHWESTERN STATE

Overall: 5-0 • Home: 4-0 • Road: 0-0 • Neutral: 1-0	
12/27/1949..... Enid, Okla..... W..... 45-40	
11/22/2003..... Tulsa, Okla..... W..... 78-49	
11/21/2004..... Tulsa, Okla..... W..... 63-54	
12/18/2020..... Tulsa, Okla..... W..... 82-55	
11/10/2021..... Tulsa, Okla..... W..... 82-75	

OHIO

Overall: 2-1 • Home: 1-0 • Road: 0-1 • Neutral: 1-0	
12/03/2008..... Athens, Ohio..... L..... 63-75	
12/06/2009..... Tulsa, Okla..... W..... 81-80	
11/20/2015..... St. Thomas, USVI..... W..... 90-88	

OKLAHOMA

Overall: 11-30 • Home: 5-8 • Road: 4-11 • Neutral: 2-11	
1914-1915..... Tulsa, Okla..... L..... 30-40	
1914-1915..... Tulsa, Okla..... W..... 21-19	
02/19/1915..... Norman, Okla..... L..... 23-47	
02/20/1915..... Norman, Okla..... L..... 26-46	
01/21/1916..... Tulsa, Okla..... L..... 20-40	
01/22/1916..... Tulsa, Okla..... L..... 29-55	
02/25/1916..... Norman, Okla..... L..... 33-46	
02/26/1916..... Norman, Okla..... L..... 33-43	
01/19/1917..... Norman, Okla..... W..... 46-45	
01/20/1917..... Norman, Okla..... L..... 29-41	
02/23/1917..... Tulsa, Okla..... W..... 37-27	
02/24/1917..... Tulsa, Okla..... W..... 31-23	
12/20/1932..... Norman, Okla..... L..... 33-58	
12/21/1932..... Norman, Okla..... L..... 20-49	
12/15/1937..... Tulsa, Okla..... L..... 16-23	
12/16/1937..... Tulsa, Okla..... L..... 29-31	
12/17/1957..... Oklahoma City, Okla..... L..... 38-46	
12/01/1972..... Oklahoma City, Okla..... L..... 78-86	
11/29/1974..... Oklahoma City, Okla..... W..... 71-64	
12/03/1975..... Norman, Okla..... W..... 71-66	
11/27/1976..... Oklahoma City, Okla..... L..... 78-85	
12/19/1977..... Tulsa, Okla..... L..... 70-91	
12/06/1980..... Norman, Okla..... W..... 84-75	
01/02/1982..... Tulsa, Okla..... W..... 98-96	
12/04/1982..... Norman, Okla..... W..... 79-76	
01/09/1985..... Tulsa, Okla..... W..... 104-89	
03/13/1987..... Tucson, Ariz..... W..... 69-74	
12/30/1989..... Oklahoma City, Okla..... L..... 78-99	
12/29/1990..... Oklahoma City, Okla..... L..... 99-112	
03/14/1991..... Norman, Okla..... L..... 86-111	
12/30/1993..... Oklahoma City, Okla..... L..... 76-95	
01/07/1995..... Oklahoma City, Okla..... L..... 61-76	
12/28/1996..... Oklahoma City, Okla..... W..... 78-75	

11/25/2003..... Norman, Okla..... L..... 73-81	
12/28/2004..... Oklahoma City, Okla..... L..... 64-70	
11/30/2005..... Tulsa, Okla..... L..... 53-62	
12/21/2006..... Oklahoma City, Okla..... L..... 48-58	
12/05/2007..... Norman, Okla..... L..... 55-81	
12/07/2008..... BOK Center..... L..... 44-69	
12/14/2013..... Norman, Okla..... L..... 91-101	
12/13/2014..... Tulsa, Okla..... L..... 68-87	

OKLAHOMA BAPTIST

Overall: 32-15 • Home: 17-6 • Road: 14-9 • Neutral: 1-0	
02/28/1916..... Shawnee, Okla..... W..... 53-22	
01/23/1917..... Shawnee, Okla..... W..... 31-28	
02/09/1917..... Tulsa, Okla..... L..... 30-31	
01/24/1919..... Shawnee, Okla..... W..... 43-39	
01/25/1919..... Shawnee, Okla..... W..... 35-34	
03/07/1919..... Tulsa, Okla..... W..... 50-19	
03/08/1919..... Tulsa, Okla..... W..... 45-13	
02/15/1920..... Shawnee, Okla..... W..... 51-21	
02/16/1920..... Shawnee, Okla..... W..... 45-24	
01/30/1921..... Shawnee, Okla..... W..... 25-23	
01/31/1921..... Shawnee, Okla..... W..... 35-25	
02/10/1921..... Tulsa, Okla..... W..... 43-15	
02/11/1921..... Tulsa, Okla..... W..... 45-14	
03/03/1922..... Tulsa, Okla..... W..... 29-23	
03/03/1922..... Tulsa, Okla..... W..... 34-19	
02/10/1925..... Shawnee, Okla..... L..... 17-28	
02/11/1925..... Shawnee, Okla..... L..... 24-28	
02/18/1926..... Tulsa, Okla..... L..... 18-30	
02/19/1926..... Tulsa, Okla..... L..... 20-30	
02/11/1927..... Tulsa, Okla..... W..... 35-33	
02/18/1927..... Shawnee, Okla..... L..... 21-37	
02/03/1928..... Tulsa, Okla..... W..... 36-33	
02/16/1928..... Shawnee, Okla..... L..... 20-24	
02/09/1929..... Shawnee, Okla..... L..... 20-25	
02/23/1929..... Tulsa, Okla..... L..... 15-36	
02/07/1930..... Shawnee, Okla..... L..... 35-49	
02/21/1930..... Tulsa, Okla..... W..... 38-37	
01/27/1931..... Shawnee, Okla..... W..... 42-20	
02/07/1931..... Tulsa, Okla..... L..... 30-33	
01/22/1932..... Shawnee, Okla..... W..... 33-22	
02/08/1932..... Tulsa, Okla..... W..... 32-15	
01/20/1933..... Shawnee, Okla..... W..... 51-39	
02/18/1933..... Tulsa, Okla..... W..... 34-29	
01/20/1934..... Tulsa, Okla..... W..... 30-24	
02/09/1934..... Shawnee, Okla..... W..... 23-20	
12/30/1936..... Oklahoma City, Okla..... W..... 42-21	
12/21/1939..... Tulsa, Okla..... W..... 34-21	
12/18/1941..... Shawnee, Okla..... L..... 21-36	
01/27/1944..... Shawnee, Okla..... W..... 48-30	
02/05/1944..... Tulsa, Okla..... W..... 47-40	
02/10/1948..... Tulsa, Okla..... W..... 60-49	
02/20/1948..... Shawnee, Okla..... L/OT..... 46-53	
12/03/1948..... Shawnee, Okla..... L..... 35-43	
12/07/1948..... Tulsa, Okla..... L..... 53-58	
12/02/1949..... Shawnee, Okla..... W..... 34-27	
12/15/1949..... Tulsa, Okla..... W..... 30-27	
12/20/1983..... Tulsa, Okla..... W..... 95-65	

OKLAHOMA CITY

Overall: 23-20 • Home: 11-6 • Road: 12-14 • Neutral: 0-0	
01/22/1925..... Tulsa, Okla..... W..... 33-14	
02/14/1925..... Oklahoma City, Okla..... W..... 22-19	
01/29/1927..... Oklahoma City, Okla..... L..... 14-37	
02/11/1928..... Oklahoma City, Okla..... L..... 29-41	
02/24/1928..... Tulsa, Okla..... L..... 25-40	
01/19/1929..... Tulsa, Okla..... L..... 30-34	
01/17/1930..... Tulsa, Okla..... L..... 35-37	
01/31/1930..... Oklahoma City, Okla..... L..... 33-35	
01/26/1931..... Oklahoma City, Okla..... W..... 27-23	
02/14/1931..... Tulsa, Okla..... W..... 28-18	
01/21/1932..... Oklahoma City, Okla..... W..... 26-22	
02/18/1932..... Tulsa, Okla..... W..... 45-20	
01/19/1933..... Oklahoma City, Okla..... W..... 45-27	
02/03/1933..... Tulsa, Okla..... W..... 32-22	
02/08/1934..... Oklahoma City, Okla..... L..... 28-32	
12/22/1937..... Oklahoma City, Okla..... W..... 50-28	
12/29/1918..... Oklahoma City, Okla..... W..... 40-32	
01/14/1949..... Oklahoma City, Okla..... L..... 32-51	
01/03/1950..... Oklahoma City, Okla..... L..... 39-48	
01/31/1950..... Tulsa, Okla..... W..... 33-29	
12/28/1950..... Oklahoma City, Okla..... W..... 56-43	
02/21/1951..... Oklahoma City, Okla..... L..... 38-41	

2022-23 MEN'S BASKETBALL

01/23/1973	Oklahoma City, Okla	L	96-100
01/17/1974	Tulsa, Okla	W	91-83
01/20/1975	Oklahoma City, Okla	W/2OT	106-105

OKLAHOMA STATE

Overall: 39-74 • Home: 22-27 • Road: 15-42 • Neutral: 2-5

1907-08	Tulsa	W	31-24
1907-08	Stillwater, Okla	L	22-37
1908-09	Stillwater, Okla	W	31-24
1908-09	Stillwater, Okla	L	22-32
02/05/1915	Tulsa, Okla	W	35-19
02/06/1915	Tulsa, Okla	W	41-29
02/12/1915	Stillwater, Okla	W	26-16
02/13/1915	Stillwater, Okla	W	21-16
02/05/1916	Tulsa, Okla	W	34-30
02/11/1916	Stillwater, Okla	L	24-34
02/02/1917	Stillwater, Okla	L	13-31
02/03/1917	Stillwater, Okla	L	18-27
03/02/1917	Tulsa, Okla	L	22-31
03/03/1917	Tulsa, Okla	L	25-35
02/12/1919	Stillwater, Okla	L	33-41
02/06/1920	Stillwater, Okla	W	36-26
02/07/1920	Stillwater, Okla	W	25-22
01/26/1922	Tulsa, Okla	W	34-18
01/27/1922	Tulsa, Okla	W	31-9
02/24/1922	Stillwater, Okla	W	30-26
02/25/1922	Stillwater, Okla	W	36-35
01/05/1933	Stillwater, Okla	W	39-28
02/16/1933	Tulsa, Okla	W	27-23
02/02/1934	Tulsa, Okla	L	22-24
02/23/1934	Stillwater, Okla	L	17-31
01/15/1935	Stillwater, Okla	W	23-21
02/26/1935	Tulsa, Okla	L	17-21
02/04/1936	Tulsa, Okla	L	24-28
02/25/1936	Stillwater, Okla	L	14-33
01/02/1937	Oklahoma City, Okla	L	17-40
01/29/1937	Stillwater, Okla	L	18-25
03/02/1937	Tulsa, Okla	L	30-33
02/22/1938	Tulsa, Okla	L	29-33
03/04/1938	Stillwater, Okla	L	22-42
01/11/1939	Stillwater, Okla	L/OT	27-32
03/02/1939	Tulsa, Okla	W	29-26
02/07/1940	Tulsa, Okla	L	22-36
03/01/1940	Stillwater, Okla	L	26-42
01/10/1941	Stillwater, Okla	L	23-29
03/04/1941	Tulsa, Okla	W	24-22
01/15/1942	Stillwater, Okla	L	17-41
02/18/1942	Stillwater, Okla	L	25-38
02/08/1943	Tulsa, Okla	L	24-28
02/22/1943	Stillwater, Okla	L	22-53
02/22/1944	Tulsa, Okla	L	24-31
02/26/1944	Stillwater, Okla	L	29-56
02/28/1945	Tulsa, Okla	L	23-46
03/14/1945	Stillwater, Okla	L	27-78
01/29/1946	Stillwater, Okla	L	22-53
02/12/1946	Tulsa, Okla	L	16-38
03/03/1947	Tulsa, Okla	L	20-55
03/08/1947	Stillwater, Okla	L	31-57
01/06/1948	Stillwater, Okla	L	25-49
02/03/1948	Tulsa, Okla	L	27-42
02/01/1949	Tulsa, Okla	L	31-69
02/14/1949	Stillwater, Okla	L	35-58
01/31/1950	Tulsa, Okla	L	33-47
02/23/1950	Stillwater, Okla	L	27-34
01/11/1951	Tulsa, Okla	L	38-40
02/14/1951	Stillwater, Okla	L	39-61
02/07/1952	Tulsa, Okla	W	46-33
03/03/1952	Stillwater, Okla	L	33-39
01/30/1953	Stillwater, Okla	L	45-47
02/21/1953	Tulsa, Okla	L	51-66
01/16/1954	Tulsa, Okla	L	40-46
03/02/1954	Stillwater, Okla	L	46-77
01/29/1955	Stillwater, Okla	W	47-44
02/16/1955	Tulsa, Okla	L	52-62
01/28/1956	Tulsa, Okla	W	46-42
02/22/1956	Stillwater, Okla	L	41-52
02/04/1957	Stillwater, Okla	L	42-50
02/25/1957	Tulsa, Okla	L	43-44
01/11/1958	Tulsa, Okla	L	43-51
02/05/1958	Stillwater, Okla	L	46-64
12/16/1958	Tulsa, Okla	W	71-50
12/15/1959	Stillwater, Okla	L	40-41
12/10/1969	Tulsa, Okla	W	59-57
12/18/1961	Stillwater, Okla	L	57-81
11/30/1973	Oklahoma City, Okla	L	54-72
11/29/1975	Oklahoma City, Okla	W	75-59
12/04/1976	Stillwater, Okla	L	81-86
11/26/1977	Oklahoma City, Okla	L	69-77
12/02/1978	Tulsa, Okla	W	87-78
12/04/1979	Stillwater, Okla	W	89-86
12/20/1980	Tulsa, Okla	W	88-86
12/08/1981	Stillwater, Okla	W	93-82
12/07/1982	Tulsa, Okla	L	75-93
12/17/1983	Stillwater, Okla	W	91-79
12/22/1984	Tulsa, Okla	W	96-83
12/21/1985	Stillwater, Okla	W	67-58
12/13/1986	Tulsa, Okla	W	79-70
12/10/1987	Stillwater, Okla	L	65-66
01/05/1988	Tulsa, Okla	L	75-93
01/09/1989	Stillwater, Okla	L	74-82
12/17/1989	Tulsa, Okla	W	95-80

03/15/1990	Stillwater, Okla	L	74-83
12/01/1991	Stillwater, Okla	L	73-75
12/31/1991	Tulsa, Okla	L	76-82
12/09/1992	Stillwater, Okla	L	67-85
12/20/1993	Tulsa, Okla	L	61-73
03/20/1994	Oklahoma City, Okla	W	82-80
12/07/1994	Stillwater, Okla	L	88-93
01/02/1996	Tulsa, Okla	W	57-53
11/22/1996	Tulsa, Okla	W	72-54
11/18/2008	Stillwater, Okla	L	73-91
12/02/2009	Tulsa, Okla	W	86-65
12/08/2010	BOK Center	L	54-71
11/30/2011	Stillwater, Okla	L	56-59
11/26/2014	Las Vegas, Nev	L	58-73
12/02/2015	Stillwater, Okla	W	66-56
12/10/2016	Tulsa, Okla	L	67-71
12/19/2017	Stillwater, Okla	L	59-71
12/05/2018	Tulsa, Okla	W	74-71

OKMULGEE ARMED SERVICE (OKLA)

Overall: 2-0 • Home: 1-0 • Road: 1-0 • Neutral: 0-0

03/19/1944	Tulsa, Okla	W	53-46
02/01/1944	Okmulgee, Okla	W	43-36

OLD DOMINION

Overall: 2-0 • Home: 1-0 • Road: 0-0 • Neutral: 1-0

03/19/1995	Albany, N.Y.	W	64-52
02/15/2014	Tulsa, Okla	W	76-37

ORAL ROBERTS

Overall: 36-20 • Home: 20-7 • Road: 17-12 • Neutral: 0-0

03/04/1974	Fairgrounds Pavilion	W	85-84
03/06/1975	Mabee Center	W	91-83
12/10/1975	Mabee Center	L	69-70
03/06/1976	Convention Center	W	87-78
11/02/1976	Mabee Center	L	62-106
01/08/1977	Convention Center	L	62-80
12/15/1977	Convention Center	L	70-77
01/30/1977	Mabee Center	L	54-56
12/14/1978	Mabee Center	L	72-83
02/15/1979	Convention Center	L	86-91
12/20/1979	Convention Center	L	84-99
02/18/1980	Mabee Center	L	86-88
12/08/1980	Mabee Center	W	72-69
02/28/1981	Convention Center	W	81-70
12/12/1981	Convention Center	W	72-62
02/25/1982	Convention Center	W	91-70
12/18/1982	Mabee Center	W	63-56
02/02/1983	Mabee Center	W	101-70
02/11/1983	Convention Center	W	87-81
01/12/1984	Mabee Center	W	84-78
11/27/1984	Mabee Center	W	86-82
01/14/1985	Convention Center	W	71-61
12/19/1985	Convention Center	W	63-47
01/02/1986	Mabee Center	W	81-65
12/02/1986	Convention Center	W	71-44
01/05/1987	Mabee Center	L	55-59
02/17/1992	Mabee Center	W	78-62
12/12/1992	Convention Center	W	104-81
01/25/1993	Mabee Center	W	103-69
12/06/1993	Mabee Center	W	94-74
12/10/1994	Convention Center	W	99-54
12/30/1995	Mabee Center	L	78-90
01/11/1997	Convention Center	W	77-70
12/14/1997	Mabee Center	W	58-53
12/13/1998	Convention Center	W	73-68
12/11/1999	Mabee Center	L	59-60
12/10/2000	Reynolds Center	W/OT	89-81
12/01/2001	Mabee Center	W/OT	73-66
12/19/2002	Reynolds Center	W	90-80
12/06/2003	Mabee Center	L	81-87
12/05/2004	Reynolds Center	L	47-70
12/03/2005	Mabee Center	L	52-68
11/28/2006	Reynolds Center	W	75-57
11/27/2007	Mabee Center	L	70-84
11/15/2008	Reynolds Center	W	50-43
01/20/2010	Mabee Center	W	57-52
11/16/2010	Reynolds Center	W	83-68
12/22/2012	Mabee Center	W	72-68
11/20/2013	Reynolds Center	L	68-74
11/15/2014	Mabee Center	L	68-77
12/05/2015	Reynolds Center	L	68-70
11/28/2016	Mabee Center	W	79-65
11/13/2017	Reynolds Center	W	90-71
12/22/2018	Mabee Center	W	69-59
11/12/2019	Reynolds Center	W	74-67
11/29/2021	Mabee Center	L	80-87

OREGON

Overall: 0-2 • Home: 0-1 • Road: 0-0 • Neutral: 0-1

12/29/1956	Tulsa, Okla	L	53-57
12/29/1958	Oklahoma City, Okla	L	65-67

OREGON STATE

Overall: 3-1 • Home: 2-0 • Road: 0-0 • Neutral: 1-1

12/23/1998	Kahuku, Hawaii	W	59-57
12/19/2015	Portland, Ore	L	71-76
11/22/2016	Tulsa, Okla	W	75-64
11/15/2021	Tulsa, Okla	W	64-58

PANHANDLE STATE

Overall: 1-0 • Home: 0-0 • Road: 0-0 • Neutral: 1-0

12/27/1937	Oklahoma City, Okla	W	46-21
------------	---------------------	---	-------

PENNSYLVANIA

Overall: 1-0 • Home: 0-0 • Road: 0-0 • Neutral: 1-0

12/28/1974	Honolulu, Hawaii	W	81-75
------------	------------------	---	-------

PEPPERDINE

Overall: 1-0 • Home: 1-0 • Road: 0-0 • Neutral: 0-0

12/27/1983	Tulsa, Okla	W	102-70
------------	-------------	---	--------

PHILIPS (OKLA)

Overall: 30-19 • Home: 14-8 • Road: 15-9 • Neutral: 1-2

01/14/1916	Enid, Okla	W	28-15
03/02/1916	Tulsa, Okla	W	51-13
01/12/1917	Enid, Okla	W	30-22
01/13/1917	Enid, Okla	W	32-20
01/17/1919	Tulsa YMCA	L	13-41
01/18/1919	Tulsa YMCA	L	34-60
02/28/1920	Tulsa, Okla	W	39-22
02/29/1920	Tulsa, Okla	W	34-31
03/12/1920	Enid, Okla	W	36-28
03/13/1920	Enid, Okla	W	39-26
01/21/1921	Tulsa, Okla	W	35-34
01/22/1921	Tulsa, Okla	W	38-18
02/24/1921	Enid, Okla	W	46-26
02/25/1921	Enid, Okla	W/OT	32-26
02/05/1925	Tulsa, Okla	L	20-24
02/06/1925	Tulsa, Okla	W	32-11
02/26/1925	Enid, Okla	W	31-26
02/27/1925	Enid, Okla	W	36-19
01/22/1926	Tulsa, Okla	L	16-26
02/24/1926	Enid, Okla	L	20-39
02/04/1927	Tulsa, Okla	L	17-46
01/17/1928	Enid, Okla	L	19-32
02/21/1928	Tulsa, Okla	L	29-37
01/29/1929	Tulsa, Okla	L	22-36
03/01/1929	Enid, Okla	L	20-65
02/14/1930	Tulsa, Okla	L	35-39
02/19/1930	Enid, Okla	L	19-39
02/05/1931	Enid, Okla	L	17-31
02/21/1931	Mabee Center	W	24-23
02/10/1932	Tulsa, Okla	W	31-29
02/25/1932	Enid, Okla	L/OT	24-26
01/23/1933	Tulsa, Okla	L	25-32
02/23/1933	Enid, Okla	W	21-20
03/03/1933	Tulsa, Okla	W	22-19
01/12/1934	Enid, Okla	L	17-22
02/22/1934	Enid, Okla	W	26-23
02/06/1945	Tulsa, Okla	L	30-31
02/13/1945	Enid, Okla	L	44-59
02/16/1946	Oklahoma City, Okla	W	45-37
12/06/1946	Tulsa, Okla	W	43-42
01/14/1947	Enid, Okla	L	36-46
12/13/1947	Tulsa, Okla	W	53-46
12/18/1947	Enid, Okla	W	67-54
12/17/1948	Tulsa, Okla	W	65-47
02/11/1949	Enid, Okla	W	70-56
12/06/1949	Enid, Okla	W	39-37
12/10/1949	Tulsa, Okla	W	48-42
12/05/1950	Tulsa, Okla	W	77-48
12/19/1950	Enid, Okla	W	59-48

PHILIPS 66ERS

Overall: 1-2 • Home: 1-1 • Road: 0-1 • Neutral: 0-0

01/10/1930	Tulsa, Okla	L	25-39
12/19/1930	Bartlesville, Okla	L	10-33
12/22/1962	Tulsa, Okla	W	91-72

PITTSBURG STATE (KAN)

Overall: 3-1 • Home: 2-0 • Road: 1-0 • Neutral: 0-1

12/14/1940	Tulsa, Okla	W	39-34
01/15/1941	Pittsburg, Kan	W	33-29
12/29/1949	Enid, Okla	L	45-52
12/09/1978	Tulsa, Okla	W	107-79

PURDUE

Overall: 3-2 • Home: 3-0 • Road: 0-2 • Neutral: 0-0

12/07/1962.....	Tulsa, Okla.	W	73-65
12/01/1969.....	West Lafayette, Ind.	L	74-77
12/05/1970.....	Tulsa, Okla.	W	100-98
12/29/1979.....	West Lafayette, Ind.	L	58-92
12/22/1980.....	Tulsa, Okla.	W	90-76

QUINCY COLLEGE

Overall: 0-1 • Home: 0-1 • Road: 0-0 • Neutral: 0-0

02/02/1977.....	Tulsa, Okla.	L	59-65
-----------------	--------------	---	-------

RHODE ISLAND

Overall: 3-0 • Home: 1-0 • Road: 0-0 • Neutral: 2-0

11/21/1999.....	Providence, RI	W	91-66
11/20/2000.....	Tulsa, Okla.	W	89-80
11/20/2021.....	Daytona Beach, Fla.	W	77-71

RICE

Overall: 28-6 • Home: 14-1 • Road: 10-5 • Neutral: 4-0

01/13/1997.....	Tulsa, Okla.	W	65-33
02/06/1997.....	Houston, Texas	L	58-75
01/11/1998.....	Houston, Texas	L	63-76
02/05/1998.....	Tulsa, Okla.	W	79-62
01/23/1999.....	Houston, Texas	W	65-50
02/20/1999.....	Tulsa, Okla.	W	77-47
01/16/2000.....	Houston, Texas	W	67-49
02/14/2000.....	Tulsa, Okla.	W	75-33
03/09/2000.....	Fresno, Calif.	W	71-51
02/08/2001.....	Tulsa, Okla.	W	79-55
02/22/2001.....	Houston, Texas	L	56-59
01/28/2002.....	Tulsa, Okla.	W	79-60
02/28/2002.....	Houston, Texas	W	67-62
01/11/2003.....	Houston, Texas	W	94-77
02/08/2003.....	Tulsa, Okla.	W	79-56
01/17/2004.....	Tulsa, Okla.	W	74-68
02/14/2004.....	Houston, Texas	L/2OT	103-111
01/15/2005.....	Houston, Texas	L	70-82
02/12/2005.....	Tulsa, Okla.	L/OT	64-71
02/11/2006.....	Tulsa, Okla.	W/OT	80-73
03/03/2007.....	Houston, Texas	W	73-65
02/20/2008.....	Tulsa, Okla.	W	68-37
03/07/2009.....	Houston, Texas	W	60-50
03/12/2009.....	Memphis, Tenn.	W	73-51
01/23/2010.....	Tulsa, Okla.	W	62-58
03/10/2010.....	BOK Center	W	73-62
01/08/2011.....	Tulsa, Okla.	W	75-64
03/02/2011.....	Houston, Texas	W	67-57
03/10/2011.....	El Paso, Texas	W	81-72
01/21/2012.....	Houston, Texas	W	70-46
02/18/2012.....	Tulsa, Okla.	W	69-50
01/12/2013.....	Tulsa, Okla.	W	64-51
03/09/2013.....	Houston, Texas	W	77-71
02/08/2014.....	Houston, Texas	W	65-56

RICHMOND

Overall: 0-1 • Home: 0-0 • Road: 0-0 • Neutral: 0-1

12/04/1987.....	Tempe, Ariz.	L	60-64
-----------------	--------------	---	-------

ST. BENEDICT'S (KAN)

Overall: 1-0 • Home: 0-0 • Road: 1-0 • Neutral: 0-0

01/14/1938.....	Atchison, Kan.	W	30-27
-----------------	----------------	---	-------

ST. BONAVENTURE

Overall: 0-1 • Home: 0-0 • Road: 0-1 • Neutral: 0-0

12/07/1963.....	St. Bonaventure, N.Y.	L	76-99
-----------------	-----------------------	---	-------

ST. CLOUD (MINN.)

Overall: 1-0 • Home: 1-0 • Road: 0-0 • Neutral: 0-0

12/13/1973.....	Tulsa, Okla.	W	103-85
-----------------	--------------	---	--------

ST. GREGORY'S

Overall: 1-0 • Home: 1-0 • Road: 0-0 • Neutral: 0-0

11/15/2006.....	Tulsa, Okla.	W	88-64
-----------------	--------------	---	-------

ST. JOHN'S (KAN)

Overall: 0-1 • Home: 0-0 • Road: 0-1 • Neutral: 0-0

02/21/1923.....	Winfield, Kan.	L	22-29
-----------------	----------------	---	-------

ST. JOHN'S (N.Y.)

Overall: 0-1 • Home: 0-0 • Road: 0-0 • Neutral: 0-1

12/12/1975.....	Provo, Utah	L	62-78
-----------------	-------------	---	-------

ST. JOSEPH'S

Overall: 2-2 • Home: 1-0 • Road: 1-0 • Neutral: 0-2

12/07/1996.....	Atlantic City, N.J.	L	64-67
11/28/1998.....	Tulsa, Okla.	W	66-55
11/29/1999.....	Philadelphia, Pa.	W	79-73
11/20/2011.....	Charleston, S.C.	L	75-79

ST. LOUIS

Overall: 21-53 • Home: 12-23 • Road: 8-30 • Neutral: 1-0

02/18/1938.....	Tulsa, Okla.	L	22-25
02/26/1938.....	St. Louis, Mo.	W	39-33
01/07/1939.....	Tulsa, Okla.	W	36-34
02/13/1939.....	St. Louis, Mo.	W	35-26
02/03/1940.....	Tulsa, Okla.	W	38-27
02/24/1940.....	St. Louis, Mo.	W	40-27
02/17/1941.....	St. Louis, Mo.	W	29-26
03/01/1941.....	Tulsa, Okla.	W	44-28
02/02/1942.....	Rogers Hgh.	W	32-28
02/07/1942.....	St. Louis, Mo.	L	31-51

01/16/1943.....	St. Louis, Mo.	L	20-40
02/20/1943.....	Tulsa, Okla.	L	52-55
02/02/1946.....	St. Louis, Mo.	W	35-32
02/21/1946.....	Fairground Pavilion	L	36-48
01/11/1947.....	Tulsa, Okla.	L	40-57
02/15/1947.....	St. Louis, Mo.	L	34-52
02/13/1948.....	Tulsa, Okla.	L	39-48
03/02/1948.....	St. Louis, Mo.	L	48-68
01/21/1949.....	Tulsa, Okla.	L	40-58
02/28/1949.....	St. Louis, Mo.	L	58-77
02/06/1950.....	St. Louis, Mo.	L	48-70
03/06/1950.....	Tulsa, Okla.	L	51-72
01/19/1951.....	Tulsa, Okla.	L	49-69
01/31/1951.....	St. Louis, Mo.	L	45-47
02/16/1952.....	St. Louis, Mo.	L	55-73
03/08/1952.....	Tulsa, Okla.	L/OT	66-68
01/10/1953.....	Tulsa, Okla.	W	86-73
02/25/1953.....	St. Louis, Mo.	L	56-63
01/30/1954.....	Tulsa, Okla.	W	75-72
02/15/1954.....	St. Louis, Mo.	L	69-70
02/05/1955.....	St. Louis, Mo.	L	51-69
02/26/1955.....	Tulsa, Okla.	W	76-62
02/04/1956.....	Tulsa, Okla.	L	66-73
02/25/1956.....	St. Louis, Mo.	L	62-73
01/23/1957.....	St. Louis, Mo.	L	67-88
02/28/1957.....	Tulsa, Okla.	L	58-60
02/10/1958.....	St. Louis, Mo.	L	59-60
03/06/1958.....	Tulsa, Okla.	L	66-84
01/02/1959.....	St. Louis, Mo.	L	61-76
03/02/1959.....	St. Louis, Mo.	L	55-83
02/06/1960.....	St. Louis, Mo.	L	56-83
02/20/1960.....	Tulsa, Okla.	L	68-72
01/05/1961.....	St. Louis, Mo.	L	47-54
02/23/1961.....	Tulsa, Okla.	L	68-72
01/08/1962.....	St. Louis, Mo.	L	59-81
02/17/1962.....	Tulsa, Okla.	L	58-69
01/05/1963.....	St. Louis, Mo.	L	45-70
02/16/1963.....	Tulsa, Okla.	W	66-65
01/02/1964.....	St. Louis, Mo.	L	63-70
02/20/1964.....	Tulsa, Okla.	L	81-90
01/04/1965.....	St. Louis, Mo.	L	53-54
02/13/1965.....	Tulsa, Okla.	L	59-66
12/30/1965.....	Honolulu, Hawaii	W	70-64
02/10/1966.....	Tulsa, Okla.	L	63-69
02/24/1966.....	St. Louis, Mo.	L	66-74
02/11/1967.....	St. Louis, Mo.	L	62-76
02/25/1967.....	Tulsa, Okla.	W	60-59
02/10/1968.....	Tulsa, Okla.	L	54-73
02/24/1968.....	St. Louis, Mo.	L	62-78
01/13/1969.....	St. Louis, Mo.	W	89-66
02/05/1969.....	Tulsa, Okla.	W	80-66
01/24/1970.....	Tulsa, Okla.	W	77-62
02/04/1970.....	St. Louis, Mo.	L	63-79
01/11/1971.....	St. Louis, Mo.	L	65-79
02/01/1971.....	Tulsa, Okla.	W	75-70
01/13/1972.....	Tulsa, Okla.	L	61-72
02/03/1972.....	St. Louis, Mo.	L	61-63
01/17/1973.....	St. Louis, Mo.	W	58-57
02/01/1973.....	Tulsa, Okla.	L	64-68
01/31/1974.....	St. Louis, Mo.	W	74-63
12/16/1975.....	Tulsa, Okla.	L	65-71
02/01/1975.....	St. Louis, Mo.	L	74-76
01/29/1976.....	Tulsa, Okla.	L	62-78
12/29/1977.....	St. Louis, Mo.	L	77-80

ST. MARY'S (CALIF)

Overall: 1-0 • Home: 0-0 • Road: 0-0 • Neutral: 1-0

12/23/1965.....	San Francisco, Calif.	W	82-60
-----------------	-----------------------	---	-------

ST. MARY'S (TEXAS)

Overall: 10-2 • Home: 7-2 • Road: 3-0 • Neutral: 0-0

12/11/1965.....	Tulsa, Okla.	W	66-51
12/01/1966.....	San Antonio, Texas	W	66-57
12/02/1967.....	Tulsa, Okla.	W	70-57
12/13/1969.....	San Antonio, Texas	W	65-57
12/01/1970.....	Tulsa, Okla.	W	71-60
12/04/1971.....	San Antonio, Texas	W	64-57
12/02/1972.....	Tulsa, Okla.	W	80-65
11/30/1974.....	Tulsa, Okla.	W	75-69
12/04/1975.....	Tulsa, Okla.	L	69-73
12/09/1976.....	Tulsa, Okla.	L	44-62
12/05/1981.....	Tulsa, Okla.	W	57-43
11/13/2009.....	Tulsa, Okla.	W	72-47

ST. PETER'S (N.J.)

Overall: 0-1 • Home: 0-0 • Road: 0-0 • Neutral: 0-1

03/13/1969.....	New York, N.Y.	L	71-75
-----------------	----------------	---	-------

SAM HOUSTON STATE

Overall: 1-0 • Home: 1-0 • Road: 0-0 • Neutral: 0-0

11/15/1998.....	Tulsa, Okla.	W	60-42
-----------------	--------------	---	-------

SAMFORD

Overall: 1-0 • Home: 1-0 • Road: 0-0 • Neutral: 0-0

11/27/1972.....	Tulsa, Okla.	W	108-86
-----------------	--------------	---	--------

SAN DIEGO

Overall: 1-0 • Home: 0-0 • Road: 1-0 • Neutral: 0-0

11/16/2012.....	San Diego, Calif.	W	63-51
-----------------	-------------------	---	-------

SAN DIEGO STATE

Overall: 6-2 • Home: 4-1 • Road: 1-0 • Neutral: 1-1

12/18/1952.....	Tulsa, Okla.	W	57-40
12/19/1966.....	Tulsa, Okla.	L	57-59
12/21/1970.....	Tulsa, Okla.	W	113-87
12/10/1983.....	Tulsa, Okla.	W	91-80
12/05/1987.....	Tempe, Ariz.	W	67-59
01/03/1998.....	Tulsa, Okla.	W	77-57
02/19/1998.....	San Diego, Calif.	W	65-60
12/23/2016.....	Honolulu, Hawaii	L	63-82

SAN FRANCISCO

Overall: 2-0 • Home: 2-0 • Road: 0-0 • Neutral: 0-0

12/20/1952.....	Tulsa, Okla.	W	69-62
02/01/1965.....	Tulsa, Okla.	W	59-53

SAN JOSE STATE

Overall: 18-2 • Home: 10-0 • Road: 7-2 • Neutral: 1-0

12/19/1968.....	Tulsa, Okla.	W	89-84
12/06/1969.....	San Jose, Calif.	W	81-76
12/27/1974.....	Honolulu, Hawaii	W	82-74
01/04/1997.....	San Jose, Calif.	W	66-58
02/10/1997.....	Tulsa, Okla.	W	91-75
01/17/1998.....	San Jose, Calif.	W	77-52
02/12/1998.....	Tulsa, Okla.	W	68-55
01/20/2000.....	Tulsa, Okla.	W	67-41
02/19/2000.....	San Jose, Calif.	W	64-56
01/11/2001.....	San Jose, Calif.	W	63-57
01/25/2001.....	Tulsa, Okla.	W	76-60
03/08/2001.....	Tulsa, Okla.	W	64-53
01/24/2002.....	Tulsa, Okla.	W	78-54
02/23/2002.....	San Jose, Calif.	W	82-72
01/30/2003.....	San Jose, Calif.	L	57-58
03/01/2003.....	Tulsa, Okla.	W	74-53
01/29/2004.....	Tulsa, Okla.	W	86-70
02/29/2004.....	San Jose, Calif.	W	65-64
01/27/2005.....	San Jose, Calif.	L	69-76
02/27/2005.....	Tulsa, Okla.	W	80-48

SANTA CLARA

Overall: 1-2 • Home: 0-1 • Road: 0-0 • Neutral: 1-1

12/28/1953.....	Oklahoma City, Okla.	L	43-58
12/23/1962.....	Tulsa, Okla.	L	47-51
12/01/2000.....	Iowa City, IA	W	65-59

SAPULPA PREP

Overall: 1-0 • Home: 0-0 • Road: 1-0 • Neutral: 0-0

01/16/1909.....	Sapulpa, Okla.	W	54-12
-----------------	----------------	---	-------

SEATTLE

Overall: 2-1 • Home: 1-0 • Road: 0-0 • Neutral: 1-1

12/28/1955.....	Oklahoma City, Okla.	W	68-66
12/05/1964.....	Tulsa, Okla.	W	98-76
12/29/1972.....	Albuquerque, N.M.	L	62-68

SMU

Overall: 33-25 • Home: 13-12 • Road: 19-10 • Neutral: 1-3

02/20/1920.....	Dallas, Texas	W	20-18
02/02/1921.....	Dallas, Texas	W	31-23
02/19/1925.....	Dallas, Texas	W	28-25
02/03/1951.....	Dallas, Texas	L	54-64
12/07/1951.....	Tulsa, Okla.	L	46-48
12/09/1953.....	Dallas, Texas	L	70-72
03/12/1955.....	Manhattan, Kan.	W	68-67
12/28/1962.....	Dallas, Texas	L	71-73
12/08/1964.....	Dallas, Texas	W	69-50
01/31/1997.....	Tulsa, Okla.	W	69-49
03/01/1997.....	Dallas, Texas	W	76-55
01/29/1998.....	Dallas, Texas	W	69-58
02/28/1998.....	Tulsa, Okla.	W	79-70
01/30/1999.....	Tulsa, Okla.	W	88-82
02/25/1			

2022-23 MEN'S BASKETBALL

03/08/2015	Dallas, Texas	L	62-67
12/29/2015	Tulsa, Okla.	L	69-81
02/10/2016	Dallas, Texas	W	82-77
02/04/2017	Tulsa, Okla.	L	53-76
03/02/2017	Dallas, Texas	L	70-93
02/01/2018	Tulsa, Okla.	W	76-67
01/12/2019	Dallas, Texas	L	57-77
03/14/2019	Memphis, Tenn.	L	65-74
02/22/2020	Tulsa, Okla.	W	79-57
02/03/2021	Tulsa, Okla.	L	63-65
12/29/2021	Tulsa, Okla.	L	69-74
02/23/2022	Dallas, Texas	L	61-75
03/11/2022	Fort Worth, Texas	L	58-83

SOUTH ALABAMA

Overall: 2-0 • Home: 2-0 • Road: 0-0 • Neutral: 0-0

03/20/1981	Tulsa, Okla.	W	69-68
11/21/2009	Tulsa, Okla.	W	84-62

SOUTH CAROLINA

Overall: 0-2 • Home: 0-0 • Road: 0-0 • Neutral: 0-2

11/23/2015	St. Thomas, USVI	L	75-83
11/29/2020	Kansas City, Mo.	L	58-69

SOUTH CAROLINA STATE

Overall: 2-0 • Home: 2-0 • Road: 0-0 • Neutral: 0-0

11/10/2018	Tulsa, Okla.	W	74-52
11/27/2019	Tulsa, Okla.	W	78-47

SOUTH DAKOTA STATE

Overall: 1-0 • Home: 1-0 • Road: 0-0 • Neutral: 0-0

12/06/1965	Tulsa, Okla.	W	88-63
------------	--------------	---	-------

SOUTH FLORIDA

Overall: 12-0 • Home: 6-0 • Road: 6-0 • Neutral: 0-0

01/17/2015	Tampa, Fla.	W	75-58
01/31/2015	Tulsa, Okla.	W/OT	78-71
03/04/2016	Tulsa, Okla.	W	84-74
01/21/2017	Tampa, Fla.	W	79-67
02/23/2017	Tulsa, Okla.	W	82-68
02/04/2018	Tampa, Fla.	W	63-54
02/18/2018	Tulsa, Okla.	W	73-61
01/05/2019	Tulsa, Okla.	W	78-75
02/15/2020	Tampa, Fla.	W	56-48
01/06/2021	Tampa, Fla.	W	61-51
01/29/2022	Tulsa, Okla.	W	76-45
02/19/2022	Tampa, Fla.	W	65-57

SOUTHEASTERN LOUISIANA

Overall: 3-0 • Home: 3-0 • Road: 0-0 • Neutral: 0-0

01/02/1992	Tulsa, Okla.	W	97-70
11/13/2011	Tulsa, Okla.	W	67-52
11/20/2019	Tulsa, Okla.	W	73-66

SOUTHEASTERN OKLAHOMA STATE

Overall: 0-4 • Home: 0-2 • Road: 0-1 • Neutral: 0-1

01/30/1926	Durant, Okla.	L	26-55
01/19/1927	Tulsa, Okla.	L	19-39
01/02/1936	Winfield, Kan.	L	14-21
12/10/2014	Tulsa, Okla.	L	66-69

SOUTHEAST MISSOURI STATE

Overall: 2-0 • Home: 1-0 • Road: 1-0 • Neutral: 0-0

12/16/1938	Cape Girardeau, Mo.	W	38-31
12/22/2007	Tulsa, Okla.	W	89-51

SOUTHERN

Overall: 2-0 • Home: 2-0 • Road: 0-0 • Neutral: 0-0

12/31/1983	Tulsa, Okla.	W	70-68
12/19/2005	Tulsa, Okla.	W	60-48

SOUTHERN ARKANSAS

Overall: 2-0 • Home: 2-0 • Road: 0-0 • Neutral: 0-0

12/11/2005	Tulsa, Okla.	W	56-51
12/10/2006	Tulsa, Okla.	W	88-56

SOUTHERN CALIFORNIA

Overall: 2-1 • Home: 0-0 • Road: 1-1 • Neutral: 1-0

12/28/1968	Las Angeles, Calif.	L	88-99
01/24/1987	Los Angeles, Calif.	W	55-51
12/30/1988	Honolulu, Hawaii	W	75-51

SOUTHERN ILLINOIS

Overall: 33-21 • Home: 19-5 • Road: 13-12 • Neutral: 1-4

01/04/1918	Carbondale, Ill.	L	22-40
12/15/1938	Carbondale, Ill.	W	28-19
01/25/1969	Carbondale, Ill.	W	85-82
01/22/1970	Tulsa, Okla.	W	66-65
01/03/1976	Tulsa, Okla.	L	62-63
01/24/1976	Carbondale, Ill.	L	76-79
01/29/1977	Carbondale, Ill.	L	51-85
02/24/1977	Tulsa, Okla.	W/OT	99-91
01/14/1978	Carbondale, Ill.	L	58-67
02/04/1978	Tulsa, Okla.	W/OT	80-77
01/11/1979	Carbondale, Ill.	W	93-86
02/17/1979	Tulsa, Okla.	L	66-72
01/05/1980	Tulsa, Okla.	W	87-75
01/26/1980	Carbondale, Ill.	L	58-59
01/05/1981	Tulsa, Okla.	W	85-67
01/29/1981	Carbondale, Ill.	W	68-60
01/21/1982	Carbondale, Ill.	W/OT	77-74
02/22/1982	Tulsa, Okla.	W	85-67
01/31/1983	Tulsa, Okla.	W	84-70

02/07/1983	Carbondale, Ill.	W	81-69
02/11/1984	Carbondale, Ill.	W	86-76
02/25/1984	Tulsa, Okla.	W	111-90
01/05/1985	Carbondale, Ill.	W	98-96
01/26/1985	Tulsa, Okla.	W	66-60
01/16/1986	Carbondale, Ill.	W	70-58
02/20/1986	Tulsa, Okla.	W	65-39
01/15/1987	Carbondale, Ill.	W	74-64
02/23/1987	Tulsa, Okla.	W	85-74
03/02/1987	Tulsa, Okla.	W	61-56
02/06/1988	Tulsa, Okla.	W	93-74
02/15/1988	Carbondale, Ill.	L	56-77
02/18/1989	Carbondale, Ill.	W	78-77
02/23/1989	Tulsa, Okla.	W	67-63
03/04/1989	Wichita, Kan.	L	66-73
01/20/1990	Carbondale, Ill.	L	52-71
02/17/1990	Tulsa, Okla.	L	89-97
03/05/1990	Normal, Ill.	L	65-75
01/17/1991	Tulsa, Okla.	W	72-67
02/09/1991	Carbondale, Ill.	L	60-77
02/15/1992	Tulsa, Okla.	L	66-74
02/22/1992	Carbondale, Ill.	L	68-74
03/08/1992	St. Louis, Mo.	W	82-79
02/10/1993	Tulsa, Okla.	W	77-70
03/01/1993	Carbondale, Ill.	L	80-106
01/20/1994	Tulsa, Okla.	W	86-81
02/12/1994	Carbondale, Ill.	W	88-70
01/16/1995	Tulsa, Okla.	W	67-65
02/01/1995	Carbondale, Ill.	L	71-72
03/06/1995	St. Louis, Mo.	L	62-77
02/14/1996	Carbondale, Ill.	W/OT	83-75
12/30/1997	Tulsa, Okla.	L	75-88
01/02/1999	Carbondale, Ill.	L	56-70
11/23/2018	Las Vegas, Nev.	L	69-79
12/11/2021	Tulsa, Okla.	W	69-65

SOUTHERN MISSISSIPPI

Overall: 7-5 • Home: 6-2 • Road: 1-2 • Neutral: 0-1

12/03/1956	Tulsa, Okla.	L/OT	66-73
12/28/1987	Tulsa, Okla.	W	82-81
01/14/2006	Tulsa, Okla.	W	72-63
03/08/2006	Memphis, Tenn.	L	61-66
02/10/2007	Hattiesburg, Miss.	L	65-70
02/09/2008	Tulsa, Okla.	W	78-63
01/07/2009	Hattiesburg, Miss.	W	67-58
02/10/2010	Tulsa, Okla.	W	60-52
03/05/2011	Tulsa, Okla.	W	78-70
02/15/2012	Hattiesburg, Miss.	L/OT	69-77
01/26/2013	Tulsa, Okla.	L	59-62
01/12/2014	Tulsa, Okla.	W	75-71

SOUTHERN UTAH

Overall: 1-0 • Home: 1-0 • Road: 0-0 • Neutral: 0-0

01/08/1997	Tulsa, Okla.	W	80-48
------------	--------------	---	-------

SOUTHWESTERN (KAN)

Overall: 6-8 • Home: 4-1 • Road: 1-6 • Neutral: 1-1

03/15/1920	Winfield, Kan.	L	15-46
03/16/1920	Winfield, Kan.	L	23-47
12/21/1932	Winfield, Kan.	L	18-27
12/28/1937	Oklahoma City, Okla.	L	38-45
12/30/1938	Oklahoma City, Okla.	W	34-21
12/20/1946	Winfield, Okla.	L	36-52
02/12/1947	Tulsa, Okla.	W	50-43
12/09/1947	Tulsa, Okla.	W	69-57
02/23/1948	Winfield, Kan.	L	50-70
12/18/1948	Winfield, Kan.	L	50-66
01/25/1949	Tulsa, Okla.	L	53-54
12/08/1949	Winfield, Kan.	W	40-26
12/13/1949	Tulsa, Okla.	W	43-31
12/17/1954	Tulsa, Okla.	W	66-50

SOUTHWESTERN CHRISTIAN

Overall: 1-0 • Home: 1-0 • Road: 0-0 • Neutral: 0-0

12/23/2020	Tulsa, Okla.	W	102-45
------------	--------------	---	--------

SOUTHWESTERN OKLAHOMA STATE

Overall: 3-5 • Home: 1-3 • Road: 2-1 • Neutral: 0-1

02/04/1920	Tulsa, Okla.	W	30-24
02/01/1922	Tulsa, Okla.	L	18-30
03/13/1925	Enid, Okla.	L	21-40
02/04/1926	Weatherford, Okla.	W/OT	34-31
02/05/1926	Weatherford, Okla.	W	27-18
02/13/1926	Tulsa, Okla.	L	41-43
02/04/1928	Tulsa, Okla.	L	27-32
01/31/1929	Weatherford, Okla.	L	11-27

SPARKS COLLEGE

Overall: 0-1 • Home: 0-0 • Road: 0-1 • Neutral: 0-0

01/02/1918	Shelbyville, Ill.	L	22-40
------------	-------------------	---	-------

STANFORD

Overall: 1-0 • Home: 0-0 • Road: 0-0 • Neutral: 1-0

11/26/2010	Anaheim, Calif.	W	65-53
------------	-----------------	---	-------

STEPHEN F. AUSTIN

Overall: 1-2 • Home: 0-2 • Road: 0-0 • Neutral: 1-0

11/19/2005	Tulsa, Okla.	L	72-82
11/24/2012	Tulsa, Okla.	L	41-57
12/22/2016	Honolulu, Hawaii	W	74-51

SYRACUSE

Overall: 1-0 • Home: 0-0 • Road: 0-0 • Neutral: 1-0

03/25/1981	New York, N.Y.	W/OT	86-84
------------	----------------	------	-------

TCU

Overall: 22-13 • Home: 12-2 • Road: 7-7 • Neutral: 3-4

02/14/1919	Tulsa, Okla.	W	39-30
02/19/1920	Fort Worth, Texas	W	31-29
02/03/1921	Fort Worth, Texas	W	39-22
12/17/1955	Tulsa, Okla.	W	73-38
02/19/1956	Fort Worth, Texas	L	51-62
12/09/1959	Fort Worth, Texas	L	77-99
12/17/1959	Tulsa, Okla.	W	79-72
12/29/1960	Oklahoma City, Okla.	W	81-65
12/11/1981	Tulsa, Okla.	W	72-62
03/16/1983	Mabee Center	L	62-64
12/08/1986	Fort Worth, Texas	L	65-71
12/20/1987	Tulsa, Okla.	L	70-72
11/26/1991	Fort Worth, Texas	L	81-94
01/27/1993	Tulsa, Okla.	W	88-66
01/06/1995	Oklahoma City, Okla.	W	107-95
02/01/1997	Tulsa, Okla.	W	96-79
02/27/1997	Fort Worth, Texas	W	128-84
03/07/1997	Las Vegas, Nev.	L	59-64
02/01/1998	Fort Worth, Texas	L/OT	100-102
02/26/1998	Tulsa, Okla.	L	54-57
01/25/1999	Tulsa, Okla.	W	72-62
02/27/1999	Fort Worth, Texas	W	82-73
01/06/2000	Fort Worth, Texas	W	94-73
02/05/2000	Tulsa, Okla.	W	103-70
03/10/2000	Fresno, Calif.	W	93-71
01/17/2001	Tulsa, Okla.	W	82-66
02/01/2001	Fort Worth, Texas	L/OT	87-93
12/23/2002	Tulsa, Okla.	W	78-65
11/29/2003	Fort Worth, Texas	W	74-62
12/30/2010	Tulsa, Okla.	W	69-66
12/31/2011	Fort Worth, Texas	W	74-66
12/08/2012	Tulsa, Okla.	W	50-49
11/29/2013	Anchorage, Alaska	L	65-72
12/21/2013	Fort Worth, Texas	L	58-70
11/28/2020	Kansas City, Mo.	L	65-70

TEMPLE

Overall: 11-6 • Home: 7-1 • Road: 4-5 • Neutral: 0-0

12/09/1995	Philadelphia, Pa.	W	64-60
12/14/1996	Tulsa, Okla.	W	67-60
01/10/2015	Philadelphia, Pa.	W	63-56
02/22/2015	Tulsa, Okla.	W	55-39
03/04/2016	Philadelphia, Pa.	L/OT	79-83
02/23/2016	Tulsa, Okla.	W	74-55
01/14/2017	Philadelphia, Pa.	W	70-68
01/17/2018	Philadelphia, Pa.	L	58-59
03/04/2018	Tulsa, Okla.	W	76-58
02/09/2019	Tulsa, Okla.	W	76-58
02/23/2019	Philadelphia, Pa.	L	73-84

TEXAS TECH

Overall: 4-2 • Home: 2-0 • Road: 0-2 • Neutral: 2-0
 12/12/1952 Tulsa, Okla. W 67-53
 12/10/1956 Lubbock, Texas L 62-66
 12/18/1971 Tulsa, Okla. W 99-84
 12/12/1972 Lubbock, Texas L 83-92
 12/29/1993 Oklahoma City, Okla. W 96-77
 12/21/1998 Kahuku, Hawaii W 84-50

TEXAS WESLEYAN

Overall: 0-1 • Home: 0-1 • Road: 0-0 • Neutral: 0-0
 12/03/1946 Tulsa, Okla. L 42-77

TRINITY (TEXAS)

Overall: 1-0 • Home: 1-0 • Road: 0-0 • Neutral: 0-0
 01/03/1972 Tulsa, Okla. W 96-70

TRUMAN STATE

Overall: 1-0 • Home: 1-0 • Road: 0-0 • Neutral: 0-0
 11/26/1985 Tulsa, Okla. W 70-51

TULANE

Overall: 24-9 • Home: 14-2 • Road: 8-5 • Neutral: 2-2
 12/13/1980 Tulsa, Okla. W 102-85
 12/31/1996 New Orleans, La. L 74-88
 11/17/1997 Tulsa, Okla. W/2OT 86-80
 03/04/2006 Tulsa, Okla. W 63-59
 01/31/2007 New Orleans, La. W 79-78
 03/08/2007 Memphis, Tenn. L 56-58
 01/16/2008 Tulsa, Okla. L/OT 65-67
 01/21/2009 New Orleans, La. L/OT 75-76
 01/06/2010 Tulsa, Okla. W 73-59
 01/22/2011 New Orleans, La. W 65-61
 02/26/2011 Tulsa, Okla. W 66-59
 01/18/2012 Tulsa, Okla. W 60-56
 02/25/2012 New Orleans, La. W 73-69
 01/19/2013 New Orleans, La. L 72-75
 03/02/2013 Tulsa, Okla. W 78-66
 01/09/2014 Tulsa, Okla. W 97-71
 03/13/2014 El Paso, Texas W 70-49
 01/27/2015 New Orleans, La. W 62-55
 02/25/2015 Tulsa, Okla. W 76-55
 01/10/2016 New Orleans, La. W 81-67
 01/30/2016 Tulsa, Okla. W 62-48
 01/18/2017 Tulsa, Okla. W 89-82
 03/05/2017 New Orleans, La. L 69-81
 03/09/2017 Hartford, Conn. W 66-60
 12/31/2017 New Orleans, La. W 65-56
 02/08/2018 Tulsa, Okla. W/OT 91-89
 02/14/2019 New Orleans, La. W 80-57
 02/28/2019 Tulsa, Okla. W 72-64
 01/18/2020 New Orleans, La. W 67-54
 02/25/2020 Tulsa, Okla. W 62-57
 02/10/2021 Tulsa, Okla. L 48-58
 03/11/2021 Fort Worth, Texas L 70-77
 01/26/2022 New Orleans, La. L 63-97

TULSA YMCA

Overall: 6-0 • Home: 1-0 • Road: 5-0 • Neutral: 0-0
 01/07/1916 Tulsa YMCA W 37-31
 01/08/1916 Tulsa YMCA W 39-27
 01/29/1916 Tulsa YMCA W 47-28
 01/10/1917 Tulsa, Okla. W 40-9
 02/13/1917 Tulsa YMCA W 54-14
 01/12/1918 Tulsa YMCA W 45-33

UAB

Overall: 7-9 • Home: 4-3 • Road: 0-6 • Neutral: 3-0
 12/28/1990 Oklahoma City, Okla. W 92-86
 12/17/1991 Birmingham, Ala. L 75-90
 01/08/1996 Tulsa, Okla. W 70-55
 11/22/1998 Birmingham, Ala. L 61-78
 12/04/1999 Tulsa, Okla. W 88-73
 01/11/2006 Birmingham, Ala. L 54-84
 02/21/2007 Tulsa, Okla. L 57-62
 03/05/2008 Birmingham, Ala. L 70-84
 03/14/2008 Memphis, Tenn. W/OT 78-68
 01/28/2009 Tulsa, Okla. W 75-74
 03/13/2009 Memphis, Tenn. W 70-67
 01/26/2010 Birmingham, Ala. L 55-65
 01/15/2011 Tulsa, Okla. W 78-62
 02/29/2012 Birmingham, Ala. L 64-68
 02/06/2013 Tulsa, Okla. L 63-70
 01/25/2014 Tulsa, Okla. L 63-70

UCF

Overall: 15-12 • Home: 12-1 • Road: 3-11 • Neutral: 0-0
 12/19/1981 Tulsa, Okla. W 69-58
 12/04/1989 Tulsa, Okla. W 78-48
 01/21/2006 Orlando, Fla. L 44-45
 02/03/2007 Orlando, Fla. L 53-63
 02/24/2007 Tulsa, Okla. W/OT 66-64
 01/12/2008 Orlando, Fla. L/OT 91-97
 03/08/2008 Tulsa, Okla. W 71-53
 02/14/2009 Orlando, Fla. L 72-74
 03/04/2009 Tulsa, Okla. W 79-70
 01/16/2010 Tulsa, Okla. W 90-70
 01/30/2010 Orlando, Fla. W 55-50
 02/12/2011 Orlando, Fla. L 57-58
 01/25/2012 Tulsa, Okla. W 66-61
 02/23/2013 Orlando, Fla. L 75-83

12/31/2014 Orlando, Fla. W 56-54
 01/24/2016 Tulsa, Okla. W 75-60
 02/21/2016 Orlando, Fla. W 75-67
 01/28/2017 Tulsa, Okla. W 77-66
 02/14/2017 Orlando, Fla. L 53-71
 02/21/2018 Tulsa, Okla. W 70-61
 01/19/2019 Orlando, Fla. L 62-84
 02/09/2020 Orlando, Fla. L 75-83
 02/29/2020 Tulsa, Okla. W 65-54
 02/06/2021 Tulsa, Okla. L 58-65
 03/02/2021 Orlando, Fla. L 69-73
 02/14/2022 Orlando, Fla. L 67-76
 03/06/2022 Tulsa, Okla. W 73-72

UC IRVINE

Overall: 2-0 • Home: 2-0 • Road: 0-0 • Neutral: 0-0
 12/04/1986 Tulsa, Okla. W 84-66
 03/14/2001 Tulsa, Okla. W 75-71

UCLA

Overall: 2-4 • Home: 0-1 • Road: 1-2 • Neutral: 1-1
 12/03/1960 Tulsa, Okla. L 74-94
 12/12/1970 Los Angeles, Calif. L 75-95
 12/18/1976 Los Angeles, Calif. L 85-110
 03/18/1994 Oklahoma City, Okla. W 112-102
 11/20/1996 Los Angeles, Calif. W/OT 77-76
 03/21/2014 San Diego, Calif. L 69-76

UCONN

Overall: 7-5 • Home: 5-1 • Road: 2-2 • Neutral: 0-2
 12/29/1978 New Haven, Conn. L 68-89
 01/13/2015 Tulsa, Okla. W 66-58
 02/12/2015 Hartford, Conn. L 45-70
 03/14/2015 Hartford, Conn. L 42-47
 01/14/2016 Tulsa, Okla. W 60-51
 02/13/2016 Storrs, Conn. L 73-75
 12/31/2016 Tulsa, Okla. W/OT 61-59
 01/03/2018 Tulsa, Okla. W/2OT 90-88
 02/15/2018 Hartford, Conn. W 73-71
 01/16/2019 Tulsa, Okla. W 89-83
 01/26/2020 Hartford, Conn. W/OT 79-75
 02/06/2020 Tulsa, Okla. L 56-72

UC SANTA BARBARA

Overall: 2-0 • Home: 2-0 • Road: 0-0 • Neutral: 0-0
 01/30/1957 Tulsa, Okla. W 72-59
 12/19/1961 Tulsa, Okla. W 68-64

UMKC

Overall: 4-0 • Home: 3-0 • Road: 1-0 • Neutral: 0-0
 12/23/1983 Tulsa, Okla. W 104-76
 12/10/1988 Tulsa, Okla. W 61-49
 12/11/1989 Kansas City, Mo. W 85-75
 12/28/1999 Tulsa, Okla. W 81-60

UNC-GREENSBORO

Overall: 1-0 • Home: 1-0 • Road: 0-0 • Neutral: 0-0
 11/30/1979 Tulsa, Okla. W 73-51

UNLV

Overall: 2-6 • Home: 0-4 • Road: 1-1 • Neutral: 1-1
 12/20/1969 Tulsa, Okla. L 89-901
 12/10/1977 Tulsa, Okla. L/2OT 103-104
 12/10/1979 Tulsa, Okla. L 70-73
 03/06/1997 Las Vegas, Nev. W 68-65
 01/16/1999 Las Vegas, Nev. L 55-73
 02/15/1999 Tulsa, Okla. L 53-54
 03/17/2000 Nashville, Tenn. W 89-62
 11/25/2010 Anaheim, Calif. L 71-80

U.S. INTERNATIONAL (CALIF)

Overall: 1-0 • Home: 1-0 • Road: 0-0 • Neutral: 0-0
 11/28/1981 Tulsa, Okla. W 89-62

UTAH

Overall: 2-6 • Home: 2-1 • Road: 0-3 • Neutral: 0-2
 12/19/1953 Tulsa, Okla. W 56-51
 12/14/1957 Salt Lake City, Utah L 55-94
 01/27/1997 Salt Lake City, Utah L 58-84
 02/22/1997 Tulsa, Okla. L 54-56
 03/05/1999 Las Vegas, Nev. L/OT 61-64
 03/24/2008 Tulsa, Okla. W 69-60
 12/01/2018 Salt Lake City, Utah L 64-69
 11/21/2022 Daytona Beach, Fla. L 58-72

UTAH STATE

Overall: 2-0 • Home: 1-0 • Road: 1-0 • Neutral: 0-0
 12/21/1965 Logan, Utah W 67-66
 12/21/1966 Tulsa, Okla. W 67-52

UT ARLINGTON

Overall: 5-1 • Home: 5-0 • Road: 0-1 • Neutral: 0-0
 12/17/1966 Tulsa, Okla. W 107-74
 12/23/2008 Tulsa, Okla. W 88-79
 12/17/2011 Tulsa, Okla. W/OT 80-75
 11/27/2018 Tulsa, Okla. W 72-58
 11/09/2019 Arlington, Texas L 59-73
 12/4/2020 Tulsa, Okla. W 79-64

UTEP

Overall: 31-17 • Home: 19-5 • Road: 9-10 • Neutral: 3-2
 12/12/1953 El Paso, Texas W 60-44
 12/07/1955 Tulsa, Okla. W 57-56
 12/12/1956 Tulsa, Okla. W 77-59
 12/01/1958 Tulsa, Okla. L 54-58
 12/05/1960 Tulsa, Okla. W 88-74
 12/04/1961 Tulsa, Okla. W 76-66
 01/03/1966 El Paso, Texas L 54-63
 02/04/1967 Tulsa, Okla. L 53-61
 12/27/1968 Las Angeles, Calif. W 81-73
 12/19/1975 El Paso, Texas L 67-77
 03/16/1981 Tulsa, Okla. W 72-67
 03/15/1985 Albuquerque, N.M. L 75-79
 01/18/1997 Mabee Center W 63-52
 02/13/1997 El Paso, Texas W 90-57
 01/27/2000 El Paso, Texas W 89-71
 02/26/2000 Tulsa, Okla. W 85-55
 01/20/2001 El Paso, Texas W 87-75
 02/10/2001 Tulsa, Okla. W 87-72
 03/09/2001 Tulsa, Okla. W 59-56
 01/10/2002 Tulsa, Okla. W 66-61
 02/09/2002 El Paso, Texas W 88-76
 01/16/2003 El Paso, Texas W 79-65
 02/15/2003 Tulsa, Okla. W 81-58
 03/13/2003 Tulsa, Okla. W 81-47
 01/08/2004 Tulsa, Okla. L 56-59
 02/07/2004 El Paso, Texas L 66-78
 01/08/2005 El Paso, Texas L 70-105
 02/03/2005 Tulsa, Okla. W 65-54
 02/04/2006 Tulsa, Okla. L 62-69
 03/01/2006 El Paso, Texas L 45-49
 01/13/2007 Tulsa, Okla. W/OT 86-79
 02/17/2007 El Paso, Texas W 66-51
 01/26/2008 El Paso, Texas L 61-65
 02/16/2008 Tulsa, Okla. W 73-50
 03/14/2008 Memphis, Tenn. W/OT 64-62
 01/23/2009 El Paso, Texas W 78-70
 02/07/2009 Tulsa, Okla. W 76-65
 02/06/2010 El Paso, Texas L 59-63
 02/20/2010 Tulsa, Okla. L 70-78
 03/12/2010 BOK Center L 61-75
 01/05/2011 El Paso, Texas L 59-69
 01/29/2011 Tulsa, Okla. W 69-68
 03/11/2011 El Paso, Texas L 54-66
 01/11/2012 Tulsa, Okla. W 59-48
 02/08/2012 El Paso, Texas L 55-64
 01/16/2013 Tulsa, Okla. W 45-42
 02/09/2013 El Paso, Texas W 74-70
 02/27/2014 Tulsa, Okla. W 65-60

UTRGV

Overall: 8-1 • Home: 5-0 • Road: 2-1 • Neutral: 1-0
 11/30/1968 Tulsa, Okla. W 96-64
 12/03/1973 Tulsa, Okla. W 100-74
 12/28/1973 Edinburg, Texas W 106-97
 12/14/1974 Edinburg, Texas L 70-76
 03/13/1981 Tulsa, Okla. W 81-71
 11/24/2002 South Padre, Texas W 80-50
 01/07/2006 Edinburg, Texas W/OT 70-66
 01/06/2007 Tulsa, Okla. W 72-64
 12/15/2007 Tulsa, Okla. W 90-61

UTSA

Overall: 6-0 • Home: 6-0 • Road: 0-0 • Neutral: 0-0
 12/03/1994 Tulsa, Okla. W 77-57
 12/24/1998 Tulsa, Okla. W 81-68
 12/07/1999 Tulsa, Okla. W 76-59
 12/23/2010 Tulsa, Okla. W 92-67
 03/02/2014 Tulsa, Okla. W/OT 72-70
 11/28/2017 Tulsa, Okla. W 100-96

VANDERBILT

Overall: 1-1 • Home: 0-0 • Road: 1-0 • Neutral: 0-1
 12/29/1950 Oklahoma City, Okla. L 49-56
 11/30/2019 Nashville, Tenn. W 67-58

VCU

Overall: 4-1 • Home: 2-1 • Road: 2-0 • Neutral: 0-0
 01/27/1977 Tulsa, Okla. W 66-61
 01/16/1989 Richmond, Va. W 60-56
 12/26/1990 Tulsa, Okla. W 95-67
 12/15/1992 Tulsa, Okla. L 66-67
 01/03/1994 Richmond, Va. W 92-84

VERMONT

Overall: 1-0 • Home: 0-0 • Road: 0-0 • Neutral: 1-0
 12/04/1998 Milwaukee, Wis. W 72-61

VILLANOVA

Overall: 0-2 • Home: 0-0 • Road: 0-0 • Neutral: 0-2
 12/26/1974 Honolulu, Hawaii L 85-88
 12/29/1982 San Diego, Calif. L 68-75

WASHBURN (KAN)

Overall: 8-7 • Home: 4-3 • Road: 3-4 • Neutral: 1-0
 01/29/1935 Tulsa, Okla. W 28-21
 03/02/1935 Topeka, Kan. L 20-38
 01/16/1936 Tulsa, Okla. L 24-26
 02/14/1936 Topeka, Kan. L 24-34
 02/12/1937 Topeka, Kan. L 19-36

2022-23 MEN'S BASKETBALL

- INTRO
- PLAYERS
- STAFF
- REVIEW
- CONFERENCE
- OPONENTS
- RECORDS
- HISTORY

02/20/1937	Tulsa, Okla.	W	42-35
01/13/1938	Topeka, Kan	W	39-27
02/08/1938	Tulsa, Okla.	L	29-38
02/06/1939	Tulsa, Okla.	W	34-20
02/18/1939	Topeka, Kan	L	31-35
01/12/1940	Topeka, Kan	W	35-21
02/10/1940	Tulsa, Okla.	L	23-24
02/01/1941	Topeka, Kan	W	42-34
02/08/1941	Tulsa, Okla.	W	43-38
12/28/1949	Enid, Okla.	W	50-42

WASHINGTON

Overall: 1-1 • Home: 0-0 • Road: 0-1 • Neutral: 1-0

12/27/1965	Honolulu, Hawaii	W	92-67
12/07/1985	Seattle, Wash.	L/OT	68-72

WASHINGTON (MO)

Overall: 11-11 • Home: 8-2 • Road: 2-9 • Neutral: 1-0

01/18/1935	St. Louis, Mo	L	13-21
02/15/1935	Tulsa, Okla.	W	27-19
02/07/1936	St. Louis, Mo	W	28-27
02/11/1936	Tulsa, Okla.	W	40-19
01/04/1937	St. Louis, Mo	L	27-41
01/12/1937	Tulsa, Okla.	W	38-27
01/17/1938	Tulsa, Okla.	W	32-19
02/28/1938	St. Louis, Mo	W	37-34
01/11/1939	St. Louis, Mo	L	48-49
02/28/1939	Tulsa, Okla.	W	43-25
01/19/1940	Tulsa, Okla.	W	37-23
02/26/1940	St. Louis, Mo	L	18-25
02/15/1941	St. Louis, Mo	L	25-36
02/28/1941	Tulsa, Okla.	W	32-26
02/09/1942	St. Louis, Mo	L	27-47
02/16/1942	Tulsa, Okla.	L	32-36
01/09/1943	Tulsa, Okla.	L	O-2 (forfeit)
01/15/1943	St. Louis, Mo	L	22-42
02/01/1946	St. Louis, Mo	L	36-40
02/22/1946	Stillwater, Okla.	W	54-50
01/10/1947	Tulsa, Okla.	W	42-38
02/14/1947	St. Louis, Mo	L	34-47

WEBER STATE

Overall: 1-0 • Home: 1-0 • Road: 0-0 • Neutral: 0-0

12/16/2010	Tulsa, Okla.	W/OT	81-79
------------	--------------	------	-------

WESTERN KENTUCKY

Overall: 4-1 • Home: 2-0 • Road: 1-0 • Neutral: 1-1

12/20/1952	Oklahoma City, Okla	L	70-79
12/15/1955	Tulsa, Okla.	W	67-56
02/04/1955	Tulsa, Okla.	W	70-68
12/04/1995	Bowling Green, Ky.	W	73-65
11/17/2011	Charleston, S.C.	W	65-49

WEST TEXAS STATE

Overall: 23-13 • Home: 13-4 • Road: 9-7 • Neutral: 1-2

12/26/1938	Oklahoma City, Okla	W	39-32
12/31/1939	Oklahoma City, Okla	L	30-42
12/27/1940	Oklahoma City, Okla	L	42-61
12/17/1965	Tulsa, Okla.	W	81-53
12/12/1966	Canyon, Texas	W	70-57
02/17/1972	Tulsa, Okla.	W	95-87
01/20/1973	Tulsa, Okla.	W	87-84
02/24/1973	Canyon, Texas	W	106-90
01/25/1974	Tulsa, Okla.	W	88-67
03/02/1974	Amarillo, Texas	W	72-66
01/18/1975	Tulsa, Okla.	L	75-77
01/25/1975	Amarillo, Texas	W	82-78
01/08/1976	Amarillo, Texas	L	59-75
02/26/1976	Tulsa, Okla.	W	80-76
01/15/1977	Tulsa, Okla.	L	69-92
02/17/1977	Amarillo, Texas	L/OT	73-76
02/28/1977	Amarillo, Texas	L	81-96
01/05/1978	Amarillo, Texas	W	70-56
02/18/1978	Tulsa, Okla.	L	71-78
01/22/1979	Amarillo, Texas	W	111-85
02/19/1979	Tulsa, Okla.	W	79-77
01/10/1980	Tulsa, Okla.	L	82-84
02/04/1980	Amarillo, Texas	L	80-92
01/22/1981	Tulsa, Okla.	W	103-90
02/07/1981	Amarillo, Texas	L/OT	83-85
01/11/1982	Amarillo, Texas	W	98-84
01/28/1982	Tulsa, Okla.	W	68-61
01/27/1983	Tulsa, Okla.	W	95-57
02/24/1983	Amarillo, Texas	W	93-88
01/02/1984	Tulsa, Okla.	W	121-82
01/14/1984	Amarillo, Texas	W	99-93
01/24/1985	Tulsa, Okla.	L	110-90
02/28/1985	Amarillo, Texas	L	62-70
03/05/1985	Tulsa, Okla.	W	74-69
01/04/1986	Amarillo, Texas	L	48-52
01/23/1986	Tulsa, Okla.	W	54-37

WEST VIRGINIA

Overall: 1-0 • Home: 0-0 • Road: 0-0 • Neutral: 1-0

03/23/1981	New York, N.Y.	W	89-87
------------	----------------	---	-------

WESTERN MICHIGAN

Overall: 1-0 • Home: 0-0 • Road: 0-0 • Neutral: 1-0

11/16/2017	Conway, S.C.	W	81-74
------------	--------------	---	-------

WESTMINSTER (MO)

Overall: 1-0 • Home: 0-0 • Road: 0-0 • Neutral: 1-0

12/28/1938	Oklahoma City, Okla	W	37-21
------------	---------------------	---	-------

WESTON ATHLETIC CLUB (IOWA)

Overall: 1-0 • Home: 0-0 • Road: 1-0 • Neutral: 0-0

02/19/1931	Newton, Iowa	W	35-25
------------	--------------	---	-------

WICHITA STATE

Overall: 63-74 • Home: 36-31 • Road: 23-42 • Neutral: 4-1

12/20/1930	Wichita, Kan.	W	32-30
01/15/1931	Tulsa, Okla.	L/OT	26-28
12/14/1935	Wichita, Kan.	L	21-29
02/05/1946	Tulsa, Okla.	L	35-42
02/25/1946	Wichita, Kan.	L	29-33
01/24/1947	Wichita, Kan.	W	35-34
02/21/1947	Rogers Hall	L	23-29
01/17/1948	Wichita, Kan.	W/OT	45-44
01/27/1948	Tulsa, Okla.	L	48-54
02/12/1949	Wichita, Kan.	L	35-42
02/22/1949	Tulsa, Okla.	L	43-54
01/10/1950	Tulsa, Okla.	W	42-36
02/11/1950	Wichita, Kan.	W	44-40
01/06/1951	Wichita, Kan.	L	48-51
02/27/1951	Tulsa, Okla.	W	58-49
01/07/1952	Tulsa, Okla.	W	76-46
02/28/1952	Wichita, Kan.	W	61-53
01/21/1953	Wichita, Kan.	W	96-82
02/17/1953	Tulsa, Okla.	L	70-81
01/09/1954	Tulsa, Okla.	L	65-75
01/26/1954	Wichita, Kan.	L	51-65
01/15/1955	Wichita, Kan.	W	67-65
03/05/1955	Tulsa, Okla.	W	77-62
01/14/1956	Tulsa, Okla.	L	56-64
03/03/1956	Wichita, Kan.	L	51-71
01/19/1957	Wichita, Kan.	W	61-60
02/09/1957	Tulsa, Okla.	L	53-72
01/18/1958	Tulsa, Okla.	L	63-74
02/15/1958	Wichita, Kan.	L	64-66
12/27/1958	Oklahoma City, Okla	W	80-75
01/17/1959	Wichita, Kan.	L	71-91
03/07/1959	Tulsa, Okla.	L	60-61
01/16/1960	Tulsa, Okla.	W	68-64
03/05/1960	Wichita, Kan.	L	73-90
01/28/1961	Wichita, Kan.	L	74-91
02/11/1961	Tulsa, Okla.	L	70-87
01/18/1962	Tulsa, Okla.	W	86-77
03/03/1962	Wichita, Kan.	W	63-60
01/15/1963	Tulsa, Okla.	W/2OT	85-83
02/02/1963	Wichita, Kan.	L	38-66
01/11/1964	Tulsa, Okla.	L	66-88
02/29/1964	Wichita, Kan.	L	79-98
02/18/1965	Tulsa, Okla.	W	75-64
03/01/1965	Wichita, Kan.	L	48-59
01/29/1966	Wichita, Kan.	L	72-87
03/05/1966	Tulsa, Okla.	L/OT	79-81
01/28/1967	Tulsa, Okla.	W	68-61
03/04/1967	Wichita, Kan.	W	70-57
01/20/1968	Wichita, Kan.	L	78-86
03/09/1968	Tulsa, Okla.	L	81-85
02/01/1969	Tulsa, Okla.	W	94-69
03/03/1969	Wichita, Kan.	L/OT	87-95
01/31/1970	Wichita, Kan.	W	81-73
03/02/1970	Tulsa, Okla.	W	108-92
01/30/1971	Tulsa, Okla.	W	89-86
03/01/1971	Wichita, Kan.	W	93-69
01/29/1972	Wichita, Kan.	L	60-92
03/02/1972	Tulsa, Okla.	W	88-83
01/27/1973	Wichita, Kan.	W	96-91
03/03/1973	Tulsa, Okla.	W	97-91
01/10/1974	Tulsa, Okla.	L	79-81
02/21/1974	Wichita, Kan.	L	66-67
01/23/1975	Tulsa, Okla.	W	74-63
02/15/1975	Wichita, Kan.	L	67-71
01/17/1976	Wichita, Kan.	L	71-75
02/07/1976	Tulsa, Okla.	L	61-70
01/20/1977	Wichita, Kan.	L	48-68
02/10/1977	Tulsa, Okla.	W	71-64
01/16/1978	Tulsa, Okla.	L	84-102
02/16/1978	Wichita, Kan.	L	56-64
01/13/1979	Tulsa, Okla.	L/OT	93-94
01/27/1979	Wichita, Kan.	W	88-86
01/07/1980	Wichita, Kan.	L	83-91
02/23/1980	Tulsa, Okla.	W	79-78
01/10/1981	Tulsa, Okla.	W	91-84
02/16/1981	Wichita, Kan.	W/2OT	74-72
01/16/1982	Tulsa, Okla.	W	99-88
02/06/1982	Wichita, Kan.	W	80-75
01/13/1983	Wichita, Kan.	L	74-92
02/19/1983	Tulsa, Okla.	L	81-84
02/02/1984	Wichita, Kan.	L	64-66
02/18/1984	Tulsa, Okla.	W	105-97
03/08/1984	Tulsa, Okla.	W	86-80
02/09/1985	Wichita, Kan.	W	87-75
03/02/1985	Tulsa, Okla.	W	67-66
03/09/1985	Tulsa, Okla.	L	82-84
01/25/1986	Tulsa, Okla.	W	69-58
02/17/1986	Wichita, Kan.	L	62-65
01/31/1987	Tulsa, Okla.	W	72-58
02/26/1987	Wichita, Kan.	L	61-63
03/04/1987	Tulsa, Okla.	L/OT	74-79
02/18/1988	Wichita, Kan.	L	59-65
02/27/1988	Tulsa, Okla.	L/2OT	77-79
03/05/1988	Peoria, Ill.	L/2OT	66-74
01/14/1989	Wichita, Kan.	L	68-75

02/16/1989	Tulsa, Okla.	W	60-57
01/18/1990	Wichita, Kan.	L	59-60
02/15/1990	Tulsa, Okla.	W	78-75
01/12/1991	Tulsa, Okla.	L	74-83
01/31/1991	Wichita, Kan.	L	61-65
03/02/1991	St. Louis, Mo.	W	71-52
02/10/1992	Tulsa, Okla.	W	70-66
02/20/1992	Wichita, Kan.	W	74-60
01/30/1993	Wichita, Kan.	L/OT	76-77
02/27/1993	Tulsa, Okla.	W	80-63
02/09/1994	Tulsa, Okla.	W	79-64
02/23/1994	Wichita, Kan.	W	89-51
01/12/1995	Wichita, Kan.	W	79-52
02/20/1995	Tulsa, Okla.	W	67-58
03/04/1995	St. Louis, Mo.	W	77-63
02/10/1996	Wichita, Kan.	W	75-47
02/24/1996	Tulsa, Okla.	W	72-66
12/19/1996	Wichita, Kan.	W	56-53
12/06/1997	Tulsa, Okla.	W	50-40
12/22/2000	Tulsa, Okla.	W	78-49
12/08/2001	Wichita, Kan.	W	82-76
12/04/2002	Tulsa, Okla.	W	80-69
12/20/2003	Wichita, Kan.	L	58-66
12/18/2004	Tulsa, Okla.	L	66-71
12/21/2010	Wichita, Kan.	L	79-82
12/07/2011	Tulsa, Okla.	L	67-77
11/28/2012	Wichita, Kan.	L	60-86
11/20/2013	Tulsa, Okla.	L	54-77
11/29/2014	Wichita, Kan.	L	55-75
11/17/2015	Tulsa, Okla.	W	77-67
11/16/2016	Wichita, Kan.	L	53-90
01/13/2018	Tulsa, Okla.	L	69-72
01/28/2018	Wichita, Kan.	L	71-90
02/02/2019	Wichita, Kan.	L	79-68
02/20/2019	Tulsa, Okla.	L	60-81
02/01/2020	Tulsa, Okla.	W	54-51
03/08/2020	Wichita, Kan.	L	57-79
11/15/2020	Tulsa, Okla.	L	65-69
01/13/2021	Wichita, Kan.	L	53-72
02/01/2022	Wichita, Kan.	L	48-58
03/02/2022	Tulsa, Okla.	L	62-72
03/10/2022	Fort Worth, Texas	W	73-67

WILLIAM & MARY

Overall: 2-0 • Home: 2-0 • Road: 0-0 • Neutral: 0-0

12/29/1986	Tulsa, Okla.	W	79-60
03/17/2015	Tulsa, Okla.	W	70-67

WISCONSIN

Overall: 0-1 • Home: 0-0 • Road: 0-0 • Neutral: 0-1

03/22/2003	Spokane, Wash.	L	60-61
------------	----------------	---	-------

WISCONSIN-MILWAUKEE

Overall: 1-1 • Home: 1-0 • Road: 0-1 • Neutral: 0-0

12/30/1976	Tulsa, Okla.	W	82-71
12/22/1977	Milwaukee, Wis	L	74-97

WRIGHT STATE

Overall: 0-2 • Home: 0-1 • Road: 0-1 • Neutral: 0-0

11/16/2004	Tulsa, Okla.	L	66-72
03/20/2013	Dayton, Ohio	L	52-72

WYOMING

Overall: 5-3 • Home: 3-0 • Road: 1-2 • Neutral: 1-1

12/29/1952	Oklahoma City, Okla	L	48-58
12/20/1954	Oklahoma City, Okla	W	69-64
12/13/1957	Laramie, Wyo	L	

Tulsa Vs. Nationally-Ranked Teams

(**Bold** indicates Tulsa wins vs. nationally ranked teams)

Against #1

St. Louis 58, Tulsa 40 at Tulsa Fairgrounds Armory (Jan. 21, 1949)
 Cincinnati 83, Tulsa 50 at Tulsa Fairgrounds Pavilion (Jan. 9, 1960)
 Cincinnati 110, Tulsa 64 at Cincinnati, Ohio (Feb. 29, 1960)
 Cincinnati 67, Tulsa 57 at Tulsa Fairgrounds Pavilion (Jan. 12, 1963)
 Cincinnati 55, Tulsa 54 at Cincinnati, Ohio (Feb. 23, 1963)
 UCLA 95, Tulsa 75 at Los Angeles, Calif. (Dec. 12, 1970)
 North Carolina 78, #9 Tulsa 70 at Chapel Hill, N.C. (Dec. 3, 1981)
 Arkansas 93, Tulsa 91 in OT at Convention Center (Dec. 23, 1993)
 Arkansas 103, Tulsa 84 NCAA third round at Dallas, Texas (March 24, 1994)
 Duke 97, Tulsa 56 NCAA second round at Charlotte, N.C. (March 14, 1999)
 Memphis 56, Tulsa 41 at Donald W. Reynolds Center (Jan. 23, 2008)

Against #2

St. Louis 77, Tulsa 58 at St. Louis, Mo. (Feb. 28, 1949)
 Oklahoma A&M 61, Tulsa 39 at Stillwater, Okla. (Feb. 14, 1951)
 Cincinnati 86, Tulsa 71 at Cincinnati, Ohio (Feb. 22, 1958)
 Bradley 76, Tulsa 66 at Peoria, Ill. (Jan. 7, 1961)
 Cincinnati 72, Tulsa 43 at Cincinnati, Ohio (Jan. 6, 1962)
 Louisville 76, Tulsa 62 at Louisville, KY (Jan. 3, 1967)
 Louisville 82, Tulsa 64 at Tulsa Fairgrounds Pavilion (Feb. 18, 1967)
 Louisville 102, Tulsa 83 at Louisville, KY (March 6, 1972)
 Indiana State 66, Tulsa 56 at Tulsa Convention Center (Feb. 3, 1979)
 Kansas 93, Tulsa 85 at Kansas City, KS (Dec. 29, 2001)
 Memphis 82, Tulsa 67 at Memphis, Tenn. (Feb. 27, 2008)
 Memphis 77, Tulsa 51 C-USA Championship at Memphis, Tenn. (Mar. 15, 2008)

Against #3

Oklahoma A&M 69, Tulsa 31 at Tulsa Fairgrounds Armory (Feb. 1, 1949)
 Oklahoma A&M 58, Tulsa 35 at Stillwater, Okla. (Feb. 14, 1949)
 Oklahoma A&M 40, Tulsa 38 at Tulsa Fairgrounds Pavilion (Jan. 11, 1951)
 Bradley 81, Tulsa 60 at Peoria, Ill. (Feb. 27, 1960)
 Cincinnati 70, Tulsa 52 at Tulsa Fairgrounds Pavilion (Feb. 10, 1962)
 Purdue 77, Tulsa 74 at West Lafayette, Ind. (Dec. 1, 1969)
Tulsa 84, Louisville 77 at Tulsa Fairgrounds Pavilion (Feb. 8, 1975)
 Oklahoma State 82, Tulsa 76 at Tulsa Convention Center (Dec. 31, 1991)
 Arkansas 82, Tulsa 63 at Fayetteville, Ark. (Dec. 23, 1994)
 Memphis 84, Tulsa 61 at Donald W. Reynolds Center (Feb. 1, 2006)
 Memphis 64, Tulsa 39 at FedEx Forum (Mar. 14, 2009)

Against #4

Oklahoma A&M 46, Tulsa 40 at Tulsa Fairgrounds Pavilion (Jan. 16, 1954)
 Bradley 71, Tulsa 58 at Tulsa Fairgrounds Pavilion (Jan. 7, 1960)
 Cincinnati 81, Tulsa 52 at Cincinnati, Ohio (Feb. 18, 1961)
 Bradley 64, Tulsa 61 at Tulsa Fairgrounds Pavilion (Feb. 25, 1961)
 UTEP 61, Tulsa 53 at Tulsa Fairgrounds Pavilion (Feb. 4, 1967)
 Louisville 84, Tulsa 66 at Tulsa Fairgrounds Pavilion (Feb. 12, 1972)
 Illinois 85, Tulsa 58 at Honolulu, Hawaii (Dec. 28, 1988)
 Kentucky 74, Tulsa 53 at Lexington, KY (Dec. 20, 1997)
 Memphis 78, Tulsa 67 at Memphis, Tenn. (Feb. 25, 2006)

Against #5

Bradley 71, Tulsa 42 at Peoria, Ill. (March 3, 1951)
 St. Louis 68, Tulsa 66 (OT) at Tulsa Fairgrounds Pavilion (March 8, 1952)
 Cincinnati 77, Tulsa 70 at Tulsa Fairgrounds Pavilion (Jan. 4, 1958)
 Cincinnati 84, Tulsa 71 at Cincinnati, Ohio (Feb. 2, 1959)
 Cincinnati 54, Tulsa 52 at Cincinnati, Ohio (Dec. 28, 1963)
 Wichita St. 98, Tulsa 79 at Wichita, Kan. (Feb. 29, 1964)
Tulsa 77, UCLA 76 (OT) at Los Angeles, Calif. (Nov. 20, 1996)
 Utah 84, #24 Tulsa 58 at Salt Lake City, Utah (Jan. 27, 1997)
 Utah 56, Tulsa 54 at Tulsa Convention Center (Feb. 22, 1997)
 Oklahoma 62, Tulsa 53 at Donald W. Reynolds Center (Nov. 30, 2005)
 Duke 70, Tulsa 52 at Durham, N.C. (Feb. 25, 2010)
 Wichita State 72, Tulsa 69 at Donald W. Reynolds Center (Jan. 13, 2018)
Tulsa 65, Houston 64 at Donald W. Reynolds Center (Dec. 29, 2020)

Against #6

Bradley 64, Tulsa 45 at Peoria, Ill. (Jan. 26, 1950)
 Minnesota 66, Tulsa 63 at Tulsa Fairgrounds Pavilion (Dec. 21, 1953)
 Oklahoma A&M 77, Tulsa 46 at Stillwater, Okla. (March 2, 1954)
 Oklahoma State 64, Tulsa 46 at Stillwater, Okla. (Feb. 5, 1958)
 Cincinnati 92, Tulsa 69 at Tulsa Fairgrounds Pavilion (Feb. 23, 1959)
 Louisville 104, Tulsa 79 at Louisville, KY (Feb. 22, 1975)
 Indiana State 78, Tulsa 59 at Tulsa Convention Center (Jan. 12, 1978)
 Oklahoma 99, Tulsa 78 at Oklahoma City, Okla. (Dec. 30, 1989)
 North Carolina 91, Tulsa 81 at Chapel Hill, NC (Nov. 11, 2000)
 Gonzaga 76, Tulsa 56 at Donald W. Reynolds Center (Feb. 21, 2004)
 Oklahoma 69, Tulsa 49 at BOK Center (Dec. 7, 2008)
 Nevada 96, Tulsa 86 at Las Vegas, Nev. (Nov. 22, 2018)

Against #7

Bradley 53, Tulsa 51 at Tulsa Fairgrounds Pavilion (Feb. 24, 1951)
 St. Louis 73, Tulsa 55 at St. Louis, Mo. (Feb. 16, 1952)
 Oklahoma A&M 66, Tulsa 51 at Tulsa Fairgrounds Pavilion (Feb. 21, 1953)
Tulsa 85, Wichita State 83 (2OT) at Tulsa Fairgrounds Pavilion (Jan. 15, 1963)
Tulsa 78, Michigan 67 at Honolulu, Hawaii (Dec. 28, 1965)
 Massachusetts 76, Tulsa 51 (NCAA third round) at East Rutherford, N.J. (Mar. 24, 1995)
#18 Tulsa 69, Cincinnati 61 (NCAA second round) at Nashville, Tenn. (Mar. 19, 2000)

Against #8

St. Louis 69, Tulsa 49 at Tulsa Fairgrounds Pavilion (Jan. 19, 1951)
 Oklahoma A&M 47, #20 Tulsa 45 at Stillwater, Okla. (Jan. 30, 1953)
 George Washington 66, Tulsa 61 at Oklahoma City, Okla. (Dec. 21, 1954)
 Oklahoma State 51, Tulsa 43 at Tulsa Fairgrounds Pavilion (Jan. 11, 1958)
 Bradley 86, Tulsa 72 at Peoria, Ill. (Jan. 31, 1959)
Tulsa 59, San Francisco 53 at Tulsa Fairgrounds Pavilion (Feb. 1, 1965)
Tulsa 65, Cincinnati 64 at Cincinnati, Ohio (Jan. 5, 1967)
 Louisville 91, Tulsa 67 at Tulsa Convention Center (Feb. 15, 1977)
 Purdue 92, Tulsa 58 at W. Lafayette, Ind. (Dec. 29, 1979)
Tulsa 68, Louisville 60 at Tulsa Convention Center (Dec. 4, 1980)
Tulsa 104, Oklahoma 89 at Tulsa Convention Center (Jan. 9, 1985)
 Utah 64, Tulsa 61 (OT) at Las Vegas, Nev. (March 5, 1999)
 Memphis 69, Tulsa 52 at Donald W. Reynolds Center (Feb. 14, 2007)
 Memphis 63, Tulsa 37 at FedEx Forum (Feb. 11, 2009)

Against #9

Bradley 62, Tulsa 50 at Peoria, Ill. (Jan. 29, 1962)
 UTEP 63, Tulsa 54 at El Paso, Texas (Jan. 3, 1966)
Tulsa 81, Pennsylvania 75 at Honolulu, Hawaii (Dec. 28, 1974)
 UCLA 110, Tulsa 85 at Los Angeles, Calif. (Dec. 18, 1976)
 Louisville 80, Tulsa 74 at Cincinnati, Ohio (Nov. 24, 1985)
Tulsa 74, Bradley 58 at Tulsa Convention Center (March 9, 1986)
 Wichita State 75, Tulsa 55 at Wichita, Kan. (Nov. 29, 2014)
Tulsa 77, Wichita State 67 at Donald W. Reynolds Center (Nov. 17, 2015)

Against #10

Bradley 88, Tulsa 49 at Peoria, Ill. (Feb. 26, 1949)
 St. Louis 47, Tulsa 45 at St. Louis, Mo. (Jan. 31, 1951)
#15 Tulsa 84, Louisiana State 58 at Tulsa Fairgrounds Pavilion (Dec. 22, 1952)
 Western Kentucky 79, #8 Tulsa 70 at Oklahoma City, Okla. (Dec. 30, 1952)
Tulsa 65, Oklahoma City 58 at Oklahoma City, Okla. (Dec. 29, 1955)
 Bradley 58, Tulsa 57 at Tulsa Fairgrounds Pavilion (Feb. 21, 1959)
 Wichita State 66, Tulsa 38 at Wichita, Kan. (Feb. 2, 1963)
Tulsa 75, Wichita State 64 at Tulsa Fairgrounds Pavilion (Feb. 18, 1965)
Tulsa 70, Kansas State 63 at Manhattan, Kan. (Dec. 4, 1965)
Tulsa 57, Cincinnati 50 at Tulsa Fairgrounds Pavilion (Jan. 2, 1969)
 UNLV 104, Tulsa 103 (2OT) at Las Vegas, Nev. (Dec. 10, 1977)
 Arkansas 101, Tulsa 87 at Fayetteville, Ark. (Dec. 23, 1992)
 Duke 72, #22 Tulsa 67 (preseason NIT) at New York (Nov. 27, 1996)
 Kansas 92, Tulsa 69 at Lawrence, Kan. (Dec. 16, 2000)

Against #11

Oklahoma City 74, Tulsa 60 at Oklahoma City, Okla. (March 4, 1953)
 St. Louis 73, Tulsa 66 at Tulsa Fairgrounds Pavilion (Feb. 4, 1956)
 Bradley 60, Tulsa 46 at Tulsa Fairgrounds Pavilion (March 1, 1958)
 Indiana State 101, Tulsa 89 at Terre Haute, Ind. (Jan. 3, 1979)
 Missouri 73, Tulsa 61 at Tulsa Convention Center (Dec. 7, 1988)
Tulsa 88, Tennessee 68 at Bayamon, Puerto Rico (Dec. 23, 1999)
 Memphis 72, Tulsa 59 at Memphis, Tenn. (Jan. 24, 2007)
 Cincinnati 82, Tulsa 74 at Highland Heights, Ky. (Feb. 25, 2018)
 Houston 66, Tulsa 64 at Donald W. Reynolds Center (Jan. 15, 2022)

Against #12

Minnesota 62, Tulsa 60 at Minneapolis, Minn. (Dec. 7, 1953)
 Bradley 72, Tulsa 56 at Peoria, Ill. (Jan. 21, 1957)
 St. Louis 83, Tulsa 55 at Tulsa Fairgrounds Pavilion (March 2, 1959)
Tulsa 80, New Mexico 57 at ORU Mabee Center (Jan. 16, 1997)
Tulsa 71, Marquette 69 at Edward Jones Dome (March 14, 2002)

Against #13

UCLA 94, Tulsa 74 at Tulsa Fairgrounds Pavilion (Dec. 3, 1960)
 Louisville 78, Tulsa 75 at Tulsa Fairgrounds Pavilion (Jan. 5, 1974)
 New Mexico 57, Tulsa 51 at Albuquerque, N.M. (Feb. 16, 1997)
 Creighton 71, Tulsa 54 at Omaha, Neb. (Dec. 19, 2012)

Against #14

Louisiana State 55, #11 Tulsa 51 at Baton Rouge, La. (Jan. 22, 1953)
 St. Louis 60, Tulsa 58 at Tulsa Fairgrounds Pavilion (Feb. 28, 1957)
 Bradley 72, Tulsa 54 at Peoria, Ill. (Feb. 24, 1958)
 St. Louis 76, Tulsa 61 at St. Louis, Mo. (Jan. 12, 1959)
Tulsa 85, Louisville 69 at Tulsa Fairgrounds Pavilion (Jan. 4, 1969)
 Bradley 67, Tulsa 62 at Peoria, Ill. (Feb. 25, 1988)
 Oklahoma 112, Tulsa 99 at Oklahoma City, Okla. (Dec. 29, 1990)
 Clemson 65, Tulsa 59 (NCAA second round) at Kansas City, Mo. (Mar. 16, 1997)
 Michigan State 68, Tulsa 58 at Kahuku, Hawaii (Dec. 22, 1998)
 Oklahoma 81, Tulsa 73 at Norman, Okla. (Nov. 25, 2003)
 Wichita State 77, Tulsa 54 at Donald W. Reynolds Center (Nov. 20, 2013)
 Cincinnati 57, Tulsa 55 at Donald W. Reynolds Center (Feb. 1, 2017)
 SMU 93, Tulsa 70 at Moody Coliseum (March 2, 2017)

Against #15

Oklahoma City 48, Tulsa 46 OT at Tulsa Fairgrounds Pavilion (Feb. 5, 1952)
 Colorado 69, #16 Tulsa 59 (NCAA first round) in Manhattan, Kan. (March 11, 1955)
Tulsa 98, Seattle 76 at the Tulsa Convention Center (Dec. 5, 1964)
 Memphis State 91, Tulsa 87 (OT) at Tulsa Fairgrounds Pavilion (Feb. 10, 1973)
 Wichita State 84, Tulsa 81 at Tulsa Convention Center (Feb. 19, 1983)
 Arkansas 74, Tulsa 64 at Tulsa Convention Center (Dec. 23, 1991)
 TCU 57, Tulsa 54 at Tulsa Convention Center (Feb. 26, 1998)
 Oklahoma 87, Tulsa 68 at Donald W. Reynolds Center (Dec. 14, 2014)
 Cincinnati 80, Tulsa 61 at (AAC Tournament) at Hartford, Conn. (March 10, 2017)

Against #16

Tulsa 46, Oklahoma A&M 33 at Tulsa Fairgrounds Pavilion (Feb. 7, 1952)
 Wichita State 65, Tulsa 51 at Wichita, Kan. (Jan. 26, 1954)
Tulsa 66, Drake 60 at Des Moines, Ia. (Jan. 9, 1971)
Tulsa 89, Kansas State 79 at Tulsa Fairgrounds Pavilion (Dec. 9, 1972)
Tulsa 74, Wichita State 72 (2OT) at Wichita, Kan. (Feb. 16, 1981)
#18 Tulsa 99, Wichita State 88 at Tulsa Convention Center (Jan. 16, 1982)
 Villanova 75, #19 Tulsa 68 at San Diego, Calif. (Dec. 29, 1982)
 Kentucky 87, Tulsa 82 at TWA Dome (March 16, 2002)
Tulsa 82, SMU 77 at Dallas, Texas (Feb. 10, 2016)
Tulsa 47, Kansas State 46 at Reynolds Center (Dec. 8, 2018)

Against #17

Iowa St. 72, Tulsa 52 at Tulsa Fairgrounds Pavilion (Dec. 15, 1956)
 Wichita St. 74, Tulsa 63 at Tulsa Fairgrounds Pavilion (Jan. 18, 1958)
 Drake 80, Tulsa 74 at Des Moines, Ia. (Feb. 20, 1970)
 Louisville 86, Tulsa 74 at Tulsa Fairgrounds Pavilion (Jan. 2, 1971)

Auburn 92, Tulsa 75 at El Paso, Texas (Dec. 20, 1975)

Tulsa 84, North Carolina 74 at ORU Mabee Center (Dec. 17, 1982)
 Navy 87, Tulsa 68 (NCAA first round) at Syracuse, N.Y. (March 14, 1986)
Tulsa 112, UCLA 102 (NCAA first round) at Oklahoma City, Okla. (Mar. 18, 1994)
 Creighton 71, Tulsa 54 at Omaha, Neb. (Dec. 19, 2012)
 SMU 81, Tulsa 69 at Donald W. Reynolds Center (Dec. 29, 2015)
 Wichita State 90, Tulsa 71 at Wichita, Kan. (Jan. 28, 2018)
 Houston 77, Tulsa 65 at Reynolds Center (Jan. 27, 2019)

Against #18

Tulsa 46, Oklahoma City 43 at Oklahoma City, Okla. (Jan. 19, 1952)
#17 Tulsa 65, Oklahoma City 62 at Tulsa Fairgrounds Pavilion (Jan. 17, 1953)
 Duquesne (Pa.) 89, Tulsa 60 (NIT) at New York (March 7, 1953)
Tulsa 66, Bradley 63 at Tulsa Fairgrounds Pavilion (Feb. 3, 1954)
Tulsa 86, Drake 78 at Des Moines, Ia. (Jan. 11, 1969)
 Arkansas 81, Tulsa 66 at Tulsa Fairgrounds Pavilion (Dec. 23, 1976)
 BYU 73, Tulsa 71 at Tulsa Convention Center (Dec. 7, 1979)
Tulsa 62, Coll. of Charleston 53 (NCAA First Round) at Charlotte, N.C. (Mar. 12, 1999)
 Cincinnati 80, Tulsa 60 at Fifth Third Arena (Feb. 18, 2017)

Against #19

Kansas 71, Tulsa 58 at Tulsa Fairgrounds Pavilion (Feb. 8, 1954)
Tulsa 90, Memphis State 85 at Tulsa Fairgrounds Pavilion (Jan. 16, 1971)
 Memphis State 91, Tulsa 90 at Tulsa Fairgrounds Pavilion (Feb. 26, 1972)
Tulsa 82, Oklahoma State 80 (NCAA second round) at Oklahoma City, Okla. (Mar. 20, 1994)
 Houston 74, Tulsa 56 at Houston, Texas (Jan. 2, 2019)

Against #20

Tulsa 46, Oklahoma A&M 42 at Tulsa Fairgrounds Pavilion (Jan. 28, 1956)
 Arkansas 50, Tulsa 43 at Fayetteville, Ark. (Jan. 23, 1958)
 Louisville 83, #7 Tulsa 81 (OT) at Louisville, KY (Feb. 13, 1969)
Tulsa 79, Oklahoma 76 at Norman, Okla. (Dec. 4, 1982)
 Bradley 71, Tulsa 58 at Peoria, Ill. (Jan. 19, 1986)
 New Mexico 60, Tulsa 59 at Las Vegas, Nev. (March 5, 1998)
 Kansas 89, #17 Tulsa 80 at Donald W. Reynolds Center (Dec. 11, 2002)
 Memphis 85, Tulsa 74 (C-USA Tournament) at BOK Center (March 15, 2013)
 UCLA 76, Tulsa 59 (NCAA Second Round) at San Diego, Calif. (March 21, 2014)
Tulsa 80, Memphis 40 at Donald W. Reynolds Center (Jan. 22, 2020)

Against #21

N/A

Against #22

Tulsa 95, Oklahoma State 80 at Tulsa Convention Center (Dec. 17, 1989)
 Oklahoma State 73, Tulsa 61 at Tulsa Convention Center (Dec. 20, 1993)
Tulsa 84, Dayton 71 (NCAA First Round) at Spokane, Wash. (Mar. 20, 2003)
 Creighton 83, Tulsa 64 at Donald W. Reynolds Center (Dec. 19, 2011)
 SMU 67, Tulsa 62 at Dallas, Texas (March 8, 2015)
 Cincinnati 71, Tulsa 57 at Cincinnati, Ohio (Jan. 2, 2016)
 Houston 76, Tulsa 43 at Houston, Texas (Feb. 19, 2020)

Against #23

Tulsa 80, Miami (Fla.) 71 (NCAA regional semifinals) at Austin, Texas (Mar. 24, 2000)
 Creighton 82, Tulsa 72 at Omaha, Neb. (Nov. 23, 2013)
 SMU 68, Tulsa 57 at Donald W. Reynolds Center (Feb. 7, 2015)
Tulsa 54, Wichita State 51 at Donald W. Reynolds Center (Feb. 1, 2020)

Against #24

Louisville 82, Tulsa 80 (OT) (NCAA first round) at Milwaukee, Wis. (Mar. 15, 1996)
Tulsa 64, Hawai'i 63 at Tulsa Convention Center (Jan. 24, 1998)
Tulsa 72, TCU 62 at Donald W. Reynolds Center (Jan. 25, 1999)

Against #25

UAB 65, Tulsa 55 at Birmingham, Ala. (Jan. 26, 2010)
 UTEP 75, Tulsa 61 (C-USA Tournament) at BOK Center (March 12, 2010)

Reynolds Center Records

Tulsa Individual Records

Most Points

39, Anthony Price vs. SMU, 1-1-05
 36, Justin Hurtt vs. Weber State, 12-16-10

Most Points, One Half

24, Anthony Price vs. SMU, 1-1-05 (first half)
 20, David Shelton vs. TCU, 2-5-00 (first half)
 20, Ben Uzoh vs. UCA, 12-9-07 (second half)
 20, Junior Etou vs. ECU, 2-26-17 (second half)

Most Field Goals Made

13, Anthony Price vs. SMU, 1-1-05
 12, Kevin Johnson vs. North Texas, 11-17-00
 12, Darold Crow vs. Southern Arkansas, 12-10-06

Most Field Goal Attempts

22, Anthony Price vs. SMU, 1-1-05
 21, Jeriah Horne vs. Houston, 1-5-22
 20, Marcus Hill vs. Texas-San Antonio, 12-1-99
 20, Shaquille Harrison vs. Memphis, 1-21-15

Highest Field Goal Percentage (Minimum 10 attempts)

.909, DaQuan Jeffries (10-11) vs. Texas-Arlington, 11-27-18

Most 3-Point FGs Made

8, Jason Parker vs. Wichita State, 12-4-02
 8, Corey Henderson Jr. vs. UConn, 1-3-18

Most 3-Point FG Attempts

15, Corey Henderson Jr. vs. UConn, 1-3-18

Highest 3-Point FG Percentage (Minimum six attempts)

.833, Greg Harrington (5-6) vs. Fresno State, 1-16-01
 .833, Elijah Joiner (5-6) vs. Wichita State, 2-6-20

Most Free Throws Made

16, Jeriah Horne vs. Memphis, 1-23-22
 13, Kevin Johnson vs. Jackson State, 1-2-01
 13, Jarius Glenn vs. Arkansas, 12-30-03
 13, Anthony Price vs. SMU, 1-1-05
 13, Brett McDade vs. Southern, 12-19-05
 13, Rod Earls vs. Cal State-Northridge, 11-25-06
 13, Ben Uzoh vs. Florida International, 11-15-09
 13, Justin Hurtt vs. Weber State, 12-16-10

Most Free Throw Attempts

18, Jeriah Horne vs. Memphis 1-23-22
 18, Anthony Price vs. SMU, 1-1-05
 18, Steven Idlet vs. Princeton, 12-12-10
 16, Jerome Jordan vs. Chicago State, 12-19-09

Highest Free Throw Percentage (Minimum 10 attempts)

1.000, Jason Parker vs. Nevada, 2-2-04
 1.000, Rod Earls vs. Cal State-Northridge, 11-25-06
 1.000, Ben Uzoh vs. UCF, 3-8-08
 1.000, Sterling Taplin vs. USF, 1-5-19

Most Rebounds

17, Michael Ruffin vs. Air Force, 2-13-99

Most Assists

12, Greg Harrington vs. Fresno State, 1-31-02

Most Steals

8, Eric Coley vs. UAB, 12-4-99
 8, Eric Coley vs. Rice, 2-14-00

Most Blocked Shots

8, Kevin Johnson vs. TCU, 1-17-01
 8, Jerome Jordan vs. Tulane, 1-16-08
 8, Jerome Jordan vs. Bradley, 4-4-08

Tulsa in Reynolds Center

Abilene Christian	1-0	Jacksonville State	0-1
Air Force	1-1	Kansas	0-1
Alcorn State	2-0	Kansas State	1-0
Appalachian State	0-1	Lamar	1-2
Arizona State	0-1	Little Rock	6-0
Arkansas	0-2	Louisiana-Lafayette	1-0
Arkansas-Pine Bluff	2-0	Louisiana Tech	3-1
Arkansas State	1-1	Loyola-Marymount	1-1
Austin Peay	1-0	LSU Shreveport	1-0
Boise State	6-0	Manhattan	1-0
Bradley	2-0	Marshall	7-0
Buffalo	1-0	Memphis	6-7
BYU	0-1	Mercer	1-0
California Baptist	1-0	Miami-Ohio	1-0
Cal State Fullerton	1-0	Middle Tennessee	1-0
Cal State Northridge	1-0	Mississippi Valley State	1-0
Centenary	1-0	Missouri State	7-0
Central Arkansas	3-0	Morris Brown	1-0
Charlotte	1-0	Murray State	0-1
Chicago State	1-0	Nevada	4-2
Cincinnati	2-4	New Mexico State	1-0
Cleveland State	1-0	New Orleans	2-0
Colorado	1-0	North Carolina Central	1-0
Colorado State	1-0	Northeastern Oklahoma State	2-0
Connecticut	5-1	North Texas	2-1
Creighton	1-2	Northern Arizona	2-0
Delaware State	1-0	Northwestern (Ill.)	1-0
ECU	10-2	Northwestern (La.) State	4-0
Eastern Michigan	1-0	Ohio	1-0
Florida International	1-0	Oklahoma	0-2
Fresno State	4-3	Oklahoma State	2-1
Georgia State	1-0	Oral Roberts	7-3
Gonzaga	0-1	Oregon State	2-0
Grambling	1-0	Prairie View A&M	4-0
Grand Canyon	1-0	Presbyterian	2-0
Hawaii	5-4	Princeton	0-1
Houston	8-4	Rhode Island	1-0
Houston Baptist	1-0	Rice	12-1
Illinois State	1-0	St. Gregory's	1-0
Incarnate Word	1-0	St. Mary's (Texas)	1-0
Iona	1-0	San Jose State	7-0
Iowa	0-1	SMU	11-11
Jackson State	4-0	South Alabama	1-0

South Carolina State	2-0
South Florida	6-0
Southeastern La.	2-0
Southeastern Oklahoma State	0-1
Southeast Missouri State	1-0
Southern	1-0
Southern Arkansas	3-0
Southern Illinois	1-0
Southern Miss	5-1
Southwestern Christian	1-0
Stephen F. Austin	0-2
TCU	6-0
Temple	6-1
Texas A&M-Corpus Christi	2-0
Texas-Arlington	4-0
Texas State	2-0
Tulane	13-2
UAB	3-3
UCF	10-1
UC Irvine	1-0
UMKC	1-0
UNLV	1-0
Utah	1-0
UTEP	13-3
UTRGV	2-0
UTSA	4-0
Weber State	1-0
Wichita State	4-7
William & Mary	1-0
Wright State	0-1
Wyoming	1-0

Bold indicates current American Athletic Conference members

Donald W. Reynolds Center

Year-By-Year

Year	Record	Pct.
1998-99	7-1	.875
1999-00	14-1	.933
2000-01	16-3	.842
2001-02	13-3	.813
2002-03	14-3	.824
2003-04	7-7	.500
2004-05	8-8	.500
2005-06	8-5	.615
2006-07	14-4	.777
2007-08	18-2	.900
2008-09	15-2	.882
2009-10	16-2	.889
2010-11	11-3	.786
2011-12	10-5	.667
2012-13	9-5	.643
2013-14	11-3	.786
2014-15	13-5	.722
2015-16	12-3	.800
2016-17	10-5	.667
2017-18	13-2	.867
2018-19	14-3	.824
2019-20	15-2	.882
2020-21	7-5	.583
2021-22	8-8	.500
Totals	283-90	.759



Tulsa Team Records (at Reynolds Center)

Most Points

115 vs. Prairie View A&M, 12-30-00

Fewest Points

41 vs. Fresno State, 2-18-04
41 vs. Memphis, 1-23-08
41 vs. Stephen F. Austin, 11-24-12

Most Field Goals Made

47 vs. Prairie View A&M, 12-30-00

Fewest Field Goals Made

13 vs. Stephen F. Austin, 11-24-12
16 vs. Southern Miss, 1-26-13
16 vs. Memphis, 2-14-07
16 vs. Wichita State, 2-1-20

Most Field Goal Attempts

78 vs. Grambling, 11-19-01

Fewest Field Goal Attempts

36 vs. Southern Miss, 2-10-10
36 vs. Rice, 1-12-13

Most 3-Point FGs Made

17 vs. UConn, 1-3-18
15 vs. Jackson State, 12-17-09

Fewest 3-Point FGs Made

0 vs. Houston, 1-4-15
1 vs. Texas-San Antonio, 12-1-99
1 vs. San Jose State, 1-20-00
1 vs. Mississippi Valley, 12-30-07
1 vs. Oral Roberts, 11-10-13
1 vs. UConn, 2-6-20

Most 3-Point FG Attempts

41 vs. UConn, 1-3-18

Fewest 3-Point FG Attempts

6 vs. Hawaii, 3-8-03

Most Free Throws Made

40 vs. UTEP, 1-13-07

Fewest Free Throws Made

1 vs. SMU, 2-24-01
1 vs. East Carolina, 1-5-16

Most Free Throw Attempts

50 vs. South Alabama, 11-21-09
50 vs. Houston, 2-16-13
46 vs. Southern Miss, 3-5-11

Fewest Free Throw Attempts

3 vs. East Carolina, 1-5-16

Most Rebounds

60 vs. Prairie View A&M, 12-30-00
54 vs. Florida International, 11-15-09

Fewest Rebounds

22 vs. Creighton, 12-19-00
22 vs. UConn, 2-6-20
23 vs. UAB, 1-28-09
23 vs. SMU, 2-4-17

Most Assists

26, Northeastern St, 3-4-21
26 vs. Prairie View A&M, 12-30-00

Fewest Assists

4 vs. Memphis, 2-14-07
4 vs. Oral Roberts, 11-15-08

Most Steals

23 vs. Arkansas-Pine Bluff, 11-27-99

Fewest Steals

1 vs. Stephen F. Austin, 11-19-05
1 vs. Missouri State, 12-10-08
1 vs. UTEP, 2-7-09
1 vs. SMU, 3-3-10
1, vs. Houston, 2-11-17

Most Blocked Shots

14 vs. Texas A&M-CC, 11-23-08
14 vs. Loyola-Marymount, 11-24-09
13 vs. UTEP, 1-13-07

Highest Field-Goal Percentage

.691 (47-68) vs. Prairie View A&M, 12-30-00

Lowest Field-Goal Percentage

.283 (17-60) vs. SMU, 2-7-15
.302 (19-63) vs. Wichita State, 2-20-19
.309 (17-55) vs. Memphis, 1-23-08

Highest Field-Goal Percentage, One Half

(Minimum 25 attempts)
.743 (26-35) vs. Prairie View A&M, 12-30-00 (second half)

Lowest Field-Goal Percentage, One Half

(Minimum 25 attempts)
.206 (7-34) vs. SMU, 2-7-15 (second half)
.214 (6-28) vs. Wichita State, 12-4-02 (second half)

Highest 3-Point FG Percentage

(Minimum 10 attempts)
.667 (8-12) vs. Kansas, 12-11-02
.625 (10-16) vs. Boise State, 1-12-02

Lowest 3-Point FG Percentage

(Minimum 10 attempts)
.063 (1-16) vs. Mississippi Valley, 12-30-08
.083 (1-12) vs. UConn, 2-6-20
.133 (2-15) vs. Memphis, 2-14-07
.143 (2-14) vs. SW Missouri State, 12-7-99

Highest 3-Point FG Percentage, One Half

(Minimum 10 attempts)
.700 (7-10) vs. ECU, 2-26-17 (second half)
.700 (7-10) vs. Tulane, 2-25-15 (second half)
.667 (10-15) vs. Wichita State, 12-4-02 (first half)

Lowest 3-Point FG Percentage, One Half

(Minimum 10 attempts)
.000 (0-14) vs. SMU, 1-25-03 (first half)
.083 (1-12) vs. UCA, 12-9-07 (first half)
.083 (1-12) vs. UTSA, 3-2-14 secondhalf)

Highest Free Throw Percentage

(Minimum 15 attempts)
.941 (16-17) vs. Creighton, 12-19-00
.933 (14-15) vs. Old Dominion, 2-15-14
.930 (40-43) vs. UTEP, 1-13-07

Lowest Free Throw Percentage

(Minimum 15 attempts)
.316 (6-19) vs. East Carolina, 2-20-13

Most Points, One Half

62 vs. Prairie View A&M, 12-30-00 (second half)
62 vs. Grambling, 11-19-01 (second half)

Fewest Points, One Half

17 vs. Memphis, 1-23-08 (second half)
17 vs. Southern Miss, 2-10-10 (first half)
18 vs. Oklahoma, 11-30-05 (first half)
18 vs. Stephen F. Austin, 11-24-12 (first half)
18 vs. East Carolina, 1-5-16 (second half)

Widest Margin of Victory

69, Tulsa 115, Prairie View A&M 46, 12-30-00

Longest Winning Streak

23 games, 1-17-09 to 2-13-10
13 games, 11-21-99 to 2-14-00

Longest Losing Streak

5 games, 1-31-04 to 3-4-04
5 games, 12-5-04 to 1-20-05

Most Personal Fouls

30 vs. UTEP, 2-4-06

Fewest Personal Fouls

7 vs. Southern Arkansas, 12-10-06

Largest Crowd

8,555 vs. Kansas, 12-11-02
8,555 vs. Oklahoma, 11-30-06

Smallest Crowd

2,781 vs. Ark.-Pine Bluff, 12-4-19

Opponents Individual Records vs. Tulsa (at Reynolds Center)

Most Points

36, Marcus Marshall, Missouri State, 12-17-14
35, Omar Carter, Appalachian State, 11-12-10
35, Doug McDermott, Creighton, 12-19-11

Most Field Goals Made

16, Doug McDermott, Creighton, 12-19-11
13, TaShawn Thomas, Houston, 2-16-13
13, Corey Allen Jr., USF, 1-31-15

Most Field Goal Attempts

25, Rob Gray, Houston, 2-11-17
24, Keith Williams, Cincinnati, 2-24,21
24, Jalen Adams, UConn, 1-3-18
24, Milan Acquaah, California Baptist, 11-16-18

Highest Field Goal Percentage

(Min. 10 attempts)
.818 (9-11), Ron Bruton, SW Missouri State, 12-7-99

Most 3-Point FGs Made

7, Jarvis Croff, Air Force, 12-13-99
7, Paul Stoll, Texas-Pan American, 1-6-07
7, Marcus Marshall, Missouri State, 12-17-14
7, Shake Milton, SMU, 12-29-15
7, Jahmal McMurray, SMU, 2-1-18

Most 3-Point FG Attempts

18, Robert McKiver, Houston, 3-26-08
17, Jahmal McMurray, SMU, 2-1-18
15, Milan Acquaah, California Baptist, 11-16-18

Highest 3-Point FG Percentage

(Min. six attempts)
.875 (7-8), Shake Milton, SMU, 12-29-15

Most Free Throws Made

14, Jhivvan Jackson, UTSA, 11-28-17
13, Ray Anthony, Lamar, 12-22-04
13, Elliot Williams, Memphis, 2-13-10
13, Obi Emegano, Oral Roberts, 11-10-13

Most Free Throw Attempts

16, Eric Castro, SMU, 1-1-05
15, Morris Almond, Rice, 2-11-06
15, Elliot Williams, Memphis, 2-13-10
15, Jhivvan Jackson, UTSA, 11-28-17

Most Rebounds

19, Joey Dorsey, Memphis, 1-23-08
15, Amien Hicks, Morris Brown, 11-24-01
15, Arsalan Kazemi, Rice, 1-8-11
15, TaShawn Thomas, Houston, 2-16-13

Most Assists

11, Jon Killen, SMU, 1-27-07
11, Milan Acquaah, California Baptist, 11-16-18
10, Grant Gibbs, Creighton, 12-19-11
10, Hal Bateman, Stephen F. Austin, 11-24-12
10, Miguel Paul, East Carolina, 2-20-13
10, Josh Hagins, Little Rock, 11-28-15
10, Jamarius Burton, Wichita State, 2-20-19
10, Isaac Fleming, ECU, 3-3-19

Most Blocked Shots

6, Amida Brimah, UConn, 12-31-16
6, Bamba Fall, SMU, 2-22-06
6, Papa Dia, SMU, 1-26-11
6, Daniel Coursey, Mercer, 12-28-11
5, Darrius Morrow, ECU, 2-21-09
5, Derrick Davenport, TCU, 1-17-01
5, Troy Ostler, Hawaii, 1-28-01
5, Melvin Ely, Fresno State, 3-8-02
5, Bamba Fall, SMU, 1-27-07
5, Hassan Whiteside, Marshall, 2-3-10
5, Cannen Cunningham, SMU, 3-6-13

INTRO

PLAYERS

STAFF

REVIEW

AMERICAN ATHLETIC CONFERENCE

OPPONENTS

RECORDS

HISTORY

Reynolds Center Records

Opponents Team Records vs. Tulsa

Most Points

96, UTSA, 11-28-17

Fewest Points

33, Rice, 2-14-00

Most Field Goals Made

35, Nevada, 2-2-04
34, Fresno State, 1-6-01
34, Creighton, 12-19-11
34, UConn, 1-3-18

Fewest Field Goals Made

12, Jackson State, 12-19-09
13, Rice, 2-14-00
13, Old Dominion, 2-15-14

Most Field Goal Attempts

82, Houston, 2-16-13
79, UConn, 1-3-18

Fewest Field Goal Attempts

37, East Carolina, 1-10-07
38, Grand Canyon, 12-18-13
38, UCF, 2-29-20

Most 3-Point FGs Made

15, Wichita State, 2-20-19
15, UTSA, 11-28-17

Fewest 3-Point FGs Made

0, Texas A&M-CC, 11-23-08
0, SMU, 3-6-13
1, Cleveland State, 12-29-98
1, Centenary, 1-24-00
1, SMU, 2-3-00
1, Jackson State, 1-2-01
1, UTEP, 1-8-04
1, Chicago State, 12-19-09
1, Oral Roberts, 11-10-13
1, Temple, 2-22-15

Most 3-Point FG Attempts

42, California Baptist, 11-16-18
38, Air Force, 2-13-99

Most Free Throws Made

29, Oral Roberts, 11-10-13
26, Gonzaga, 2-21-04
26, Stephen F. Austin, 11-19-05
26, Rice, 2-11-06

Fewest Free Throws Made

2, Miami-Ohio, 3-19-08
2, St. Mary's (Texas), 11-13-09
3, San Jose State, 1-25-01
3, Temple, 1-3-20

Most Free Throw Attempts

45, UTEP, 2-4-06

Fewest Free Throw Attempts

2, St. Mary's (Texas), 11-13-09
4, Fresno State, 2-18-04
4, Miami-Ohio, 3-19-08

Most Rebounds

58, SMU, 2-3-00

Fewest Rebounds

18, Prairie View A&M, 12-30-00

Most Assists

24, Wichita State, 2-20-19
24, Hawaii, 1-26-02

Fewest Assists

2, UAB, 1-25-14
3, SMU, 2-3-00
3, Temple, 2-22-15

Most Steals

18, Southern, 12-19-05

Fewest Steals

1, UTEP, 1-11-12
1, ECU, 12-28-17
1, Creighton, 12-3-14
2, 11 times

Most Blocked Shots

10, UConn, 12-31-16
9, Memphis, 1-21-15
9, Tulane, 1-16-08
9, Houston, 2-5-11

Fewest Blocked Shots

0, 26 times; latest Tulane, 2-10-21

Highest Field-Goal Percentage

.610 (25-41), Arizona State, 12-3-11
.564 (31-55), SMU, 12-29-15
.556 (30-51), Jacksonville State, 11-11-16

Lowest Field-Goal Percentage

.231 (15-65), FIU, 11-15-09
.238 (15-63), Morris Brown, 11-24-01

Highest Field-Goal Percentage, One Half

.643 (18-28), Tulane, 2-8-18 (first half)

Lowest Field-Goal Percentage, One Half

.152 (5-33), Northwestern State, 11-21-04

Highest 3-Point FG Percentage

(Minimum 10 Attempts)
.667 (10-15), Grand Canyon, 12-18-13
.667 (10-15), SMU, 12-29-15

Lowest 3-Point FG Percentage

(Minimum 10 Attempts)
.000 (0-11), Texas A&M-CC, 11-23-08
.056 (1-18), SMU, 2-3-00

Highest 3-Point FG Percentage, One Half (Minimum 8 Attempts)

.667 (6-9), Wyoming, 1-10-99 (first half)

Lowest 3-Point FG Percentage, One Half (Minimum 10 Attempts)

.000 (0-12), Prairie View A&M, 12-14-17 (first half)
.000 (0-10), Memphis, 1-22-20 (first half)

Highest Free Throw Percentage

(Minimum 15 Attempts)
.933 (14-15), Colorado, 1-2-10
.920 (23-25), Lamar, 12-22-04

Lowest Free Throw Percentage

(Minimum 15 Attempts)
.364 (8-22), Texas-San Antonio, 12-1-99
.364 (8-22), San Jose State, 1-20-00

Most Points, One Half

56, Hawaii, 1-26-02 (second half)

Fewest Points, One Half

13, UTEP, 3-13-03 (first half)
14, East Carolina, 1-5-16 (first half)

Widest Margin of Victory

23, SMU, 2-4-17
23, Oral Roberts, 12-5-04
23, Memphis, 2-1-06
23, Wichita State, 11-20-13
22, Nevada, 2-2-04

Most Personal Fouls

36, Houston, 2-16-13

Fewest Personal Fouls

10, Ark.-Pine Bluff, 12-4-19
11, SMU, 2-24-01
11, UAB, 2-21-07

Team Combined Records

Most Points, One Game

196, Tulsa (100) vs. UTSA (96), 11-28-17

Fewest Points, One Game

87, Tulsa (45), UTEP (42), 1-16-13
93, Tulsa (50), Oral Roberts (43), 11-15-08
98, Stephen F. Austin (57), Tulsa (41), 11-24-12
98, Tulsa (55), East Carolina (43), 1-5-16

Most Points, One Half

137, Tulsa (73) vs. Houston (64), 2-16-13
108, Tulsa (54) vs. Wyoming (54), 1-10-99

Fewest Points One Half

40, Tulsa (20) vs. Marshall (20), 1-18-06

Most Field Goals Made

67, Tulsa (35) vs. Central Arkansas (29), 11-14-15
66, Tulsa (35) vs. Memphis (31), 2-13-10
63, Tulsa (32) vs. Kansas (31), 12-11-02

Fewest Field Goals Made

32, Tulsa (18) vs. Temple (14), 2-22-15
33, Tulsa (17) vs. Northwestern State (16), 11-21-04

34, Tulsa (17) vs. Southern (17), 1-18-06

34, Tulsa (18) vs. UTEP (16), 1-16-13

Most Field Goal Attempts

148, Tulsa (66) vs. Houston (82), 2-16-13
142, Tulsa (69) vs. SMU (73), 1-25-03

Fewest Field Goal Attempts

87, Tulsa (49) vs. UCF (38), 2-29-20
88, Tulsa (42) vs. Southern (46), 12-19-05
88, Tulsa (41) vs. TCU (47), 12-8-12

Most Free Throws Made

63, Tulsa (40) vs. UTEP (23), 1-13-07
60, Tulsa (35) vs. Houston (25), 2-16-13

Fewest Free Throws Made

8, Tulsa (1) vs. East Carolina (7), 1-5-16
9, Tulsa (7) vs. Miami-Ohio (2), 3-19-08

Most Free Throw Attempts

85, Tulsa (50) vs. Houston (35), 2-16-13
76, Tulsa (43) vs. UTEP (33), 1-13-07
73, Tulsa (43) vs. Texas-Arlington (30), 12-17-11
73, Tulsa (36) vs. Oral Roberts (37), 11-10-13

Fewest Free Throw Attempts

16, Tulsa (12), Fresno State (4), 2-18-04

Most 3-Point FGs Made

28, (Tulsa 17) vs. UConn (11), 1-3-18

Most 3-Point FG Attempts

70, Tulsa (41) vs. UConn (29), 1-3-18

Fewest 3-Point FGs Made

2, Tulsa (1) vs. Oral Roberts(1),11-10-13
3, Tulsa (3) vs. Texas A&M-CC (0), 11-23-08
4, Tulsa (3) vs. Missouri State (1), 12-5-12

Fewest 3-Point FG Attempts

14, Tulsa (5) vs. Memphis (9), 1-13-09
16, Tulsa (9) vs. Oral Roberts (7), 11-10-13
19, Tulsa (8) vs. Southern Miss (11), 2-9-08

Most Rebounds

104, Tulsa (51) vs. Houston (53), 2-16-13
100, Tulsa (42) vs. SMU (58), 2-3-00

Fewest Rebounds

49, Tulsa (22) vs. Creighton (27), 12-19-00

Most Personal Fouls

59, Tulsa (26) vs. UTEP (33), 1-13-07
54, Tulsa (28) vs. Memphis (26), 2-1-06
54, Tulsa (23) vs. Tulane (31), 2-8-18
53, Tulsa (24) vs. Cleveland State (29), 12-29-98

Fewest Personal Fouls

22, Tulsa (10), SC State (12), 11-27-19
23, Tulsa (11), UALR (12), 11-17-09
23, Tulsa (8), Temple (13), 1-3-20
24, Tulsa (11) vs. UT-Pan American (13), 12-15-08
24, Tulsa (14) vs. Ark.-Pine Bluff (10)

Tulsa Year-By-Year Statistics

YEAR	G	FG-FGA	PCT	3PTS	PCT	FT-FTA	PCT	REB-AVG	AST	TO	BLK	ST	PF-D	PTS-AVG
2021-22	31	745-1717	.434	212-619	.342	387-533	.726	1011-32.6	365	397	68	212	496-7	2089-67.4
2020-21	23	566-1262	.448	159-504	.315	282-416	.678	780-33.9	327	307	46	146	379-5	1573-68.4
2019-20	31	728-1653	.440	182-566	.322	465-657	.708	1070-34.5	391	417	70	234	469-8	2103-67.8
2018-19	32	776-1732	.448	222-652	.340	522-751	.695	1118-34.9	430	404	76	176	529-8	2296-71.8
2017-18	31	754-1730	.436	247-710	.348	522-720	.725	1177-38.0	391	399	68	139	495-8	2277-73.5
2016-17	32	701-1673	.419	234-683	.343	522-716	.729	1113-34.8	366	473	80	145	579-10	2158-67.4
2015-16	32	821-1849	.444	219-671	.326	495-732	.676	1122-35.1	435	346	89	216	564-10	2356-73.6
2014-15	34	758-1820	.416	188-586	.321	484-746	.649	1246-36.6	375	389	116	198	573-14	2188-64.4
2013-14	34	835-1899	.440	197-603	.327	604-894	.676	1231-36.2	427	394	127	232	725-23	2471-72.7
2012-13	33	763-1760	.434	201-598	.336	514-767	.670	1206-36.5	389	484	101	213	655-23	2241-67.9
2011-12	31	710-1577	.450	178-463	.384	495-727	.681	1126-36.3	345	458	153	149	575-18	2093-67.5
2010-11	32	753-1717	.439	214-613	.349	535-763	.701	1184-37.0	365	441	119	142	636-24	2255-70.5
2009-10	35	852-1871	.455	173-489	.354	623-881	.707	1336-38.2	438	461	195	156	617-19	2500-71.4
2008-09	36	840-1880	.447	195-576	.339	530-762	.696	1355-37.6	399	510	171	194	664-18	2405-66.8
2007-08	39	947-2140	.443	261-739	.353	591-813	.727	1495-38.3	490	604	230	211	684-11	2746-70.4
2006-07	31	706-1675	.421	209-582	.359	499-705	.708	1231-39.7	411	505	170	184	625-11	2120-68.4
2005-06	29	585-1386	.422	144-441	.327	400-576	.694	995-35.5	336	516	101	174	597-23	1714-61.2
2004-05	29	757-1694	.447	159-470	.338	397-575	.690	1041-35.9	411	439	165	213	625-12	2070-71.4
2003-04	29	724-1653	.438	172-517	.333	362-544	.665	975-33.6	336	392	110	216	549-20	1982-68.3
2002-03	33	877-1884	.465	217-591	.367	452-619	.730	1221-37.0	488	467	159	242	565-10	2423-73.4
2001-02	34	961-2061	.477	259-639	.405	545-724	.753	1214-35.7	586	436	153	269	566-6	2726-80.2
2000-01	37	997-2160	.462	288-741	.389	558-760	.734	1393-37.6	610	514	161	267	691-14	2840-76.8
1999-00	37	1050-2223	.472	264-764	.346	610-865	.705	1390-37.6	631	571	175	433	730-14	2974-80.4
1998-99	33	776-1785	.435	223-633	.352	544-826	.659	1274-38.6	462	593	185	291	670-18	2319-70.3
1997-98	31	722-1658	.435	211-621	.340	459-671	.684	1190-38.4	464	574	157	234	599-22	2114-68.2
1996-97	34	844-1925	.438	222-650	.342	553-839	.659	1393-41.0	516	555	127	270	642-9	2463-72.4
1995-96	30	776-1766	.439	181-534	.339	559-846	.661	1295-43.2	492	501	136	291	594-10	2292-76.4
1994-95	32	786-1892	.415	221-649	.341	601-837	.718	1327-41.5	469	450	111	233	611-13	2394-74.8
1993-94	31	918-1969	.466	254-628	.404	496-718	.691	1295-41.8	571	447	75	246	536-7	2586-83.4
1992-93	29	810-1745	.464	213-566	.376	395-579	.682	1007-34.7	472	468	44	257	613-21	2228-76.8
1991-92	30	778-1873	.415	200-569	.351	444-642	.692	1096-36.5	260	430	78	260	658-18	2200-73.3
1990-91	30	805-1871	.430	152-441	.345	536-736	.728	1227-40.9	467	467	129	240	688-27	2298-76.6
1989-90	30	773-1751	.441	139-423	.329	558-848	.658	1185-39.5	436	572	79	296	698-23	2243-74.8
1988-89	31	715-1554	.460	151-389	.388	503-700	.719	1050-33.8	451	512	58	168	603-24	2084-67.2
1987-88	28	685-1570	.436	107-259	.413	391-581	.673	1042-37.2	322	470	62	184	603-27	1868-66.7
1986-87	30	799-1753	.456	93-258	.360	406-597	.680	1136-37.9	455	322	63	163	531-14	2097-69.9
1985-86	32	825-1700	.485			439-600	.732	1015-31.7	436	354	54	175	560-29	2089-65.3
1984-85	31	978-2004	.488			571-800	.714	1155-37.3	477	488	74	303	721-20	2527-81.5
1983-84	31	1096-2079	.527			624-864	.722	1154-37.4	541	480	132	345	682-23	2816-90.8
1982-83	31	916-1910	.480			507-692	.733	1045-33.7	449	452	75	277	635-22	2373-76.5
1981-82	30	936-1836	.510			514-750	.685	1095-36.5	472	561	97	332	576-16	2386-79.5
1980-81	33	1010-2094	.482			631-948	.665	1318-39.9	563	611	115	338	653-17	2651-80.4
1979-80	27	823-1755	.469			320-497	.644	1027-38.0	356	474	71	187	534-15	1966-72.8
1978-79	27	919-1975	.465			354-504	.702	1177-43.6	308	399	83	169	597-22	2192-81.2
1977-78	27	815-1809	.450			321-482	.666	1063-39.4	318	474	43	112	590-24	1951-72.2
1976-77	27	814-1835	.443			342-499	.685	1061-39.3	266				551-22	1970-72.9
1975-76	27	870-1911	.455			335-481	.696	1194-44.2					650-35	2075-76.9
1974-75	29	972-2226	.437			424-648	.654	1381-47.6					641-42	2368-81.7
1973-74	26	910-2196	.414			325-474	.687	1347-51.8					544-16	2145-82.5
1972-73	26	921-2033	.453			376-565	.665	1267-48.7					524-23	2218-85.3
1971-72	26	810-1790	.453			506-718	.705	1223-47.0					488-18	2126-81.8
1970-71	26	892-1946	.458			404-637	.634	1298-49.9					427-0	2188-83.8
1969-70	26	842-1978	.425			373-616	.605	1401-53.9					420-12	2059-79.2
1968-69	27	898-1981	.453			448-678	.661	1419-52.6					557-20	2244-83.1
1967-68	23	593-1333	.445			292-409	.714	944-41.0					327-6	1478-64.3
1966-67	27	747-1607	.466			383-567	.675	1120-41.5					387-12	1867-69.1
1965-66	29	801-1684	.476			473-702	.674	1232-42.5					445-15	2075-71.6
1964-65	25	635-1353	.469			444-614	.723	1077-43.1					455-11	1714-68.6
1963-64	25	765-1606	.476			476-692	.688	1129-45.1					512-23	2006-80.2
1962-63	25	647-1372	.472			459-646	.711	1024-40.9					396-9	1757-70.3
1961-62	26	657-1634	.402			366-563	.650	1059-40.7					451-14	1680-64.6
1960-61	25	652-1547	.421			435-608	.715	1114-44.6					433-13	1739-69.6
1959-60	26	605-1408	.429			431-645	.668	1033-39.7					463-23	1641-63.1
1958-59	25	591-1403	.421			446-586	.761	1033-41.3					446-21	1628-65.1
1957-58	26	524-1392	.376			442-661	.687	1106-42.5					455-22	1502-57.8
1956-57	25	517-1428	.360			497-721	.690	986-39.4					458-13	1541-61.7
1955-56	26	559-1464	.381			431-706	.610	863-33.2					447-16	1549-59.5
1954-55	28	591-1568	.376			634-945	.670	1096-39.1					547-20	1816-64.8
1953-54	29	579-1739	.335			624-927	.674						567-22	1782-61.4
1952-53	25	579-1601	.360			507-834	.607	910-36.4					567-31	1666-66.6
1951-52	24	492-1385	.362			341-522	.620						510-24	1325-55.2
1950-51	27	492-FGM				348-FTM							629	1332-49.3
1949-50	23	369-1165	.317			254-437	.581						477	992-43.3
1948-49	24	401-FGM				266-441	.603						579	1077-44.9
1947-48	23	417-FGM				192-355	.541						471	1026-44.6

INTRO

PLAYERS

STAFF

REVIEW

CONFERENCE
AMERICAN ATHLETIC

OPPONENTS

RECORDS

HISTORY

Opponents Year-By-Year Statistics

YEAR	G	FG-FGA	PCT	3PTS	PCT	FT-FTA	PCT	REB/AVG	AST	TO	BLK	ST	PF	PTS/AVG
2021-22	31	768-1741	.441	282-778	.362	349-505	.691	1079-34.8	420	420	120	222	520	2167-69.9
2020-21	23	520-1272	.409	181-540	.335	288-441	.653	806-35.0	287	338	58	172	394	1509-65.6
2019-20	31	690-1735	.398	239-800	.299	350-491	.713	1063-34.3	369	455	108	224	589	1969-63.5
2018-19	32	793-1934	.410	279-851	.328	406-587	.692	1182-36.9	442	395	100	215	626	2271-71.0
2017-18	31	793-1888	.420	282-821	.343	329-478	.688	1084-35.0	442	382	117	197	628	2197-70.9
2016-17	32	786-1810	.434	254-707	.359	423-600	.705	1061-33.2	389	401	134	145	649	2249-70.3
2015-16	32	757-1819	.416	241-672	.359	472-629	.750	1184-37.0	385	453	108	169	651	2227-69.6
2014-15	34	722-1835	.393	239-709	.337	381-581	.656	1177-34.6	383	439	119	179	659	2064-60.7
2013-14	34	741-1830	.405	218-620	.352	599-869	.689	1214-35.7	372	478	109	200	726	2299-67.6
2012-13	33	755-1839	.411	229-678	.338	510-750	.680	1153-34.9	455	431	150	250	643	2249-68.2
2011-12	31	688-1644	.418	161-451	.357	464-667	.696	952-30.7	311	381	111	229	631	2001-64.5
2010-11	32	735-1740	.422	180-539	.334	515-711	.724	1006-31.4	362	377	103	203	652	2165-67.7
2009-10	35	802-2001	.401	165-530	.311	515-713	.722	1132-32.3	343	363	103	242	711	2284-65.3
2008-09	36	773-1973	.392	165-596	.277	499-746	.669	1140-31.7	372	408	100	255	685	2210-61.4
2007-08	39	918-2250	.408	235-717	.328	471-709	.664	1260-32.3	472	479	145	299	746	2542-65.2
2006-07	31	649-1667	.389	180-543	.331	454-700	.649	1006-32.5	302	443	113	253	617	1932-62.3
2005-06	29	613-1507	.407	151-495	.305	456-708	.644	960-34.3	355	385	92	294	543	1833-65.5
2004-05	29	697-1656	.421	178-487	.366	524-751	.698	1104-38.1	398	433	98	226	533	2096-72.3
2003-04	29	719-1702	.422	189-532	.355	452-649	.696	1139-39.3	386	413	82	185	511	2079-71.7
2002-03	33	771-1940	.397	189-613	.308	424-623	.681	1160-35.2	384	463	89	224	611	2155-65.3
2001-02	34	856-1990	.430	207-596	.347	444-652	.681	1169-34.4	453	516	122	230	637	2363-69.5
2000-01	37	891-2180	.409	222-655	.339	535-768	.697	1294-35.0	463	513	151	278	722	2539-68.6
1999-00	37	807-2051	.393	195-599	.326	517-779	.664	1327-35.9	419	751	100	287	727	2326-62.9
1998-99	33	693-1814	.382	181-569	.318	545-824	.661	1163-35.2	363	560	88	317	644	2112-64.0
1997-98	31	693-1766	.392	170-539	.315	457-698	.655	1078-34.8	372	478	86	283	579	2013-64.9
1996-97	34	750-1953	.384	150-566	.265	491-720	.682	1177-34.6	400	522	96	296	672	2141-63.0
1995-96	30	677-1728	.392	164-508	.323	432-662	.653	1045-34.8	372	534	88	235	649	1950-65.0
1994-95	32	762-1865	.409	172-534	.322	460-694	.663	1225-38.3	391	496	108	202	677	2156-67.4
1993-94	31	863-1959	.441	198-576	.344	344-541	.636	1122-36.2	494	505	98	233	621	2268-73.2
1992-93	29	750-1578	.475	166-446	.372	502-726	.691	990-34.1	460	549	80	181	557	2168-74.8
1991-92	30	726-1599	.454	117-353	.331	551-790	.697	1126-37.5	420	573	103	177	592	2120-70.7
1990-91	30	726-1726	.421	118-375	.315	553-841	.658	1103-36.8	400	502	103	207	625	2123-70.8
1989-90	30	768-1680	.457	112-311	.360	527-779	.677	1070-35.7	405	597	71	240	658	2176-72.5
1988-89	31	769-1660	.463	159-408	.389	448-642	.698	932-30.1	450	430	72	228	624	2145-69.2
1987-88	28	679-1451	.468	131-339	.386	465-670	.694	905-32.3	372	421	74	211	534	1954-69.8
1986-87	30	696-1594	.437	128-328	.390	384-603	.637	969-32.2	381	397	55	145	550	1904-63.5
1985-86	32	727-1576	.461	400-609	.657	939-29.3	406	426	74	149	561	1854-57.9		
1984-85	31	848-1770	.479	564-850	.664	1135-36.6	435	640	72	176	715	2260-72.9		
1983-84	31	927-1972	.470	563-821	.686	1214-39.2	475	674	81	204	747	2417-77.9		
1982-83	31	854-1765	.484	524-728	.720	1070-34.5	454	595	95	176	643	2283-73.6		
1981-82	30	829-1803	.460	431-631	.683	1075-35.8	363	626	70	217	686	2075-69.2		
1980-81	33	1007-2148	.469	430-691	.622	1320-40.0	514	688	87	272	817	2444-74.1		
1979-80	27	832-1722	.483	432-602	.718	1036-38.4	386	428	80	188	469	2096-77.6		
1978-79	27	867-1882	.461	436-656	.664	1165-43.1	330	411	76	156	565	2170-80.4		
1977-78	27	833-1702	.489	420-644	.652	1079-39.9					507	2086-77.2		
1976-77	27	925-1811	.511	402-572	.703	1173-43.4					509	2252-83.4		
1975-76	27	829-1797	.461	465-672	.692	1168-43.3					542	2123-78.6		
1974-75	29	957-1921	.498	427-634	.674	1268-43.7					678	2341-80.7		
1973-74	26	782-1720	.455	364-518	.703	1180-45.4					494	1928-74.2		
1972-73	26	839-1836	.457	389-569	.684	1209-46.5					525	2067-79.5		
1971-72	26	839-1815	.447	416-644	.646	1173-45.1					520	2094-80.5		
1970-71	26	846-1835	.466	370-534	.692	1141-43.8					458	2062-79.3		
1969-70	26	782-1849	.422	394-549	.717	1200-46.2					456	1964-75.5		
1968-69	27	812-1864	.436	477-720	.663	1189-44.0					508	2101-77.7		
1967-68	23	619-1441	.430	255-392	.651	872-37.9					305	1493-64.9		
1966-67	27	708-1681	.421	308-467	.660	1063-39.4					411	1724-63.9		
1965-66	29	822-1822	.451	379-552	.687	1053-36.3					545	2023-69.8		
1964-65	25	591-1470	.402	409-595	.687	876-35.0					470	1591-63.6		
1963-64	25	760-1774	.428	476-695	.685	1161-46.4					525	1996-79.8		
1962-63	25	655-1593	.411	357-512	.697	981-39.2					479	1667-66.7		
1961-62	26	766-1751	.437	418-603	.693	1265-48.7					445	1950-75.0		
1960-61	25	729-1705	.429	403-582	.693	1095-43.8					447	1861-74.4		
1959-60	26	698-1598	.437	453-662	.684	1073-41.3					468	1849-71.1		
1958-59	25	647-1621	.399	418-635	.658	1046-41.9					441	1712-68.5		
1957-58	26	615-1588	.388	423-634	.667	1102-42.4					491	1653-63.6		
1956-57	25	565-1520	.370	504-769	.660	1086-43.4					439	1644-65.8		
1955-56	26	519-1416	.366	499-761	.655	1001-38.5					434	1537-59.1		
1954-55	28	528-1601	.329	628-938	.669	1005-35.8					560	1684-60.1		
1953-54	29	608-1689	.359	593-862	.686						601	1809-62.4		
1952-53	25	541-1441	.375	546-866	.630	798-31.9					543	1573-62.9		
1951-52	24	463-1375	.337	317-511	.620						562	1243-51.8		
1950-51	27	470-FGM		473-FTM							582	1413-52.3		
1949-50	23	345-1164	.296	337-556	.606						398	1027-44.7		



HISTORY

Former Tulsa head coach Orlando "Tubby" Smith was inducted into the Tulsa Hall of Fame on April 9, 2022. Smith took the Golden Hurricane to new heights with an NCAA Tournament "Sweet 16" appearance in 1994. He posted a 74-43 record at Tulsa with two conference titles and two NCAA Tournament appearances.

INSIDE

- Postseason History108-109
- NCAA Tournament Records 110
- Championship Teams.....111-119
- All-Americans 120-121
- Retired Jerseys 122
- NBA Players 122
- Tulsa Athletic Hall of Fame 123
- Tulsa's Winningest Teams..... 123

- Tulsa Coaching History..... 124
- Conference History 125-127
- National Rankings..... 128
- 111 Years of Tulsa Basketball 129-130
- Tournament Appearances132-134
- Tulsa's All-Time Roster135-136
- Year-by-Year Results.....137-153

TULSA'S RICH

POST-SEASON TRADITION



Tulsa has built a tradition as one of the nation's elite basketball programs. Since 1980-81, Tulsa became one of the nation's winningest programs by posting more than 750 victories and making 25 postseason tournament appearances.

Of 30 overall postseason tournament appearances, 25 have come in the past 40 seasons. In its history, Tulsa has been invited to participate in the NCAA Tournament 16 times, 11 times to the NIT and won the 2008 CBI crown.

The Hurricane has advanced to the NCAA Tournament 10 times since 1994.

Since the 1994 NCAA Tournament, Tulsa has posted a 23-15 record in postseason competition and has advanced to the NCAA "Sweet Sixteen" three times, NCAA "Elite Eight" once, won the 2001 National Invitation Tournaments (NIT) title, and the inaugural College Basketball Invitational in 2008.

In school history, Tulsa has made a postseason tournament appearance 30 times and has posted a 12-16 record in NCAA Tournament competition, 12-9 in the NIT postseason event, and 5-2 in the CBI. Tulsa's first postseason appearance came in the National AAU Tournament in 1921.

After that AAU appearance, it wasn't until the 1953 NIT that Tulsa returned to post-season competition. The first NCAA appearance in school history came two years later in 1955. Two teams overlooked as two of the best in school history came in 1967 and 1969, as these Tulsa teams advanced to the NIT Tournament.

Tulsa has won 20 games 23 times in school history, and thus has made the NCAA Tournament in 15 of those 20-win campaigns. Three of the years that Tulsa did not make the NCAA Tournament with 20 victories came in the 1980-81, 2000-01 and the 2007-08 seasons when the Hurricane went on to win NIT Championships twice and CBI once.

In 2014, the Hurricane returned to the NCAA Tournament for the first time in 11 years, after winning the Conference USA regular season and tournament championships. In the NCAA Second Round, Tulsa fell to fourth-seeded UCLA.

In 2009, Tulsa returned to the NIT, the first time since winning the 2001 NIT title. Tulsa captured a first round win over Northwestern, 68-59, at home, but lost in the second round at Auburn. In 2009-10, the Hurricane dropped a one-point decision at Kent State. Tulsa competed in the CBI in 2012-13, falling to Wright State.

In 2007-08, the Golden Hurricane came on strong late in the season advancing to the Conference USA Championship Game against eventual national runner-up Memphis. Tulsa was one of 16 teams invited to play in the inaugural CBI Championship, and turned in home wins against Miami of Ohio, 61-45, Utah, 69-60, and Houston, 73-69, to advance to the best-of-three CBI Championship finals.

Tulsa was paired against old Missouri Valley Conference rival Bradley in the three-game final round. The teams split the first two games on their home courts, with Tulsa winning the first game, 73-68, and Bradley capturing their home win by a score of 83-74. Tulsa won the final game at the Donald W. Reynolds Center, 70-64, to be crowned the first-ever CBI Champions.

In 2003, Tulsa was seeded 13th and played a first round game against fourth-seeded Dayton in Spokane, Washington. The Hurricane built a 19-point lead in the first half and held on for a 13-point victory, 84-71, as Tulsa's guard tandem of Dante Swanson and Jason Parker each scored 24 points while combining to shoot 64 percent from the field.

In the second round, it appeared as though the Hurricane would advance to its fourth "Sweet Sixteen" in the past 10 years by building a 13-point lead against fifth-seeded Wisconsin, champions of the Big 10 Conference. However, the Badgers overcame a late deficit to hit the game-winning three-point buzzer beater to capture a 61-60 victory.

A year earlier, Tulsa returned to the NCAA Tournament in 2002 following a one-year absence. The Hurricane, a 12th seed, squared off against 5th seed and 12th-ranked Marquette in St. Louis, Missouri. Senior

NCAA Tournament (12-16) 16 Appearances

1955 NCAA West Regional (1-1)

Colorado 69, Tulsa 59
Tulsa 68, SMU 67

1982 NCAA Midwest Regional (0-1)

Houston 78, Tulsa 74

1984 NCAA Midwest Regional (0-1)

Louisville 69, Tulsa 67

1985 NCAA West Regional (0-1)

UTEP 79, Tulsa 75

1986 NCAA East Regional (0-1)

Navy 87, Tulsa 68

1987 NCAA West Regional (0-1)

Oklahoma 74, Tulsa 69

1994 NCAA Midwest Regional (2-1)

Tulsa 112, UCLA 102
Tulsa 82, Oklahoma State 80
Arkansas 103, Tulsa 84

1995 NCAA East Regional (2-1)

Tulsa 68, Illinois 62
Tulsa 64, Old Dominion 52
Massachusetts 76, Tulsa 51

1996 NCAA Midwest Regional (0-1)

Louisville 82, Tulsa 80 (OT)

1997 NCAA Midwest Regional (1-1)

Tulsa 81, Boston University 52
Clemson 65, Tulsa 59

1999 NCAA East Regional (1-1)

Tulsa 62, College of Charleston 53
Duke 97, Tulsa 56

2000 NCAA South Regional (3-1)

Tulsa 89, UNLV 62
Tulsa 69, Cincinnati 61
Tulsa 80, Miami (Fla.) 71
North Carolina 59, Tulsa 55

2002 NCAA East Regional (1-1)

Tulsa 71, Marquette 69
Kentucky 87, Tulsa 82

2003 NCAA Midwest Regional (1-1)

Tulsa 84, Dayton 71
Wisconsin 61, Tulsa 60

2014 NCAA South Regional (0-1)

UCLA 76, Tulsa 59

2016 NCAA First Four (0-1)

Michigan 67, Tulsa 62



Greg Harrington scored the game-winning basket in a 71-69 victory.

In second round action, the Hurricane battled former TU coach Tubby Smith and his 16th-ranked Kentucky Wildcats to the wire, but fell 87-82 behind a 41-point performance by Kentucky All-American Tayshaun Prince.

The 2000-01 version of the Golden Hurricane did not receive an NCAA Tournament bid, but Tulsa made the best of the situation by winning the school's second NIT title, 20 years after securing the school's first NIT crown.

Tulsa opened the NIT with a first round home win over UC Irvine by a 75-71 score. The Hurricane then took to the road for two games, capturing a 76-73 overtime victory at Minnesota, and a 77-75 win against Mississippi State to get the opportunity to travel to Madison Square Garden in New York for the NIT Final Four.

The Hurricane advanced to the championship game by defeating Memphis, 72-64, in the semifinals. Tulsa opened up a 14-point first half lead over Alabama in the title game, and held a 36-25 halftime lead. The Hurricane built a 20-point second half lead and claimed the NIT Championship with a final 79-60 victory.

Senior guard Marcus Hill, who scored a championship game-high of 24 points, was named the tournament MVP. Sophomore forward Kevin Johnson earned all-tournament team honors as well.

Tulsa's 12th NCAA Tournament appearance in 2000 proved to be the school's best. The Hurricane advanced to the NCAA's "Elite Eight" for the first time in school

history, and fell just five points shy of defeating North Carolina and advancing to the Final Four.

In 2000, the Hurricane claimed wins over UNLV and Cincinnati in the first two rounds, defeating the Rebels by a 89-62 score, and #7-ranked Cincy by a 69-61 count. In the regional semifinals, the Hurricane ousted Miami (Fla.) with an 80-71 victory, before falling to North Carolina, 59-55, in the regional finals in Austin, Texas.

In 1999, Tulsa traveled east to Charlotte, North Carolina. The Hurricane faced 16th-ranked College of Charleston in first round action. Tulsa built a 21-point halftime lead, but that lead was threatened in the second half. Charleston cut the lead to two points, but the Hurricane held on for a nine-point victory, 62-53.

In second round play, Tulsa faced the nation's number-one ranked and only once defeated Duke Blue Devils. Duke was in top form, toppling the Hurricane 97-56.

In 1996-97, Tulsa had an easy time in the first round with an 81-52 victory over Boston University. In the second round, senior All-American Shea Seals was saddled with early foul trouble but the Hurricane battled a tough Clemson squad, losing 65-59.

In 1995-96, the Hurricane faced the tournament-tested Louisville Cardinals and fell in a heart-breaking 82-80 overtime loss in first round action in Milwaukee, Wisconsin.



NCAA Tournament Records

Individual Single-Game Records

- Most Points Scored:** 35, Bob Patterson vs. SMU (3-12-55)
- Most Field Goals:** 13, Bob Patterson vs. SMU (3-12-55)
- Most 3-Pt Field Goals:** 6, David Moss vs. Oklahoma (3-13-87); Gary Collier vs. Arkansas (3-24-94)
- Most Free Throws:** 12, Gary Collier vs. UCLA (3-18-94)
- Most Rebounds:** 16, Michael Ruffin vs. Louisville (3-15-96); Eric Coley vs. Cincinnati (3-9-00)
- Most Assists:** 8, Byron Boudreaux vs. Navy (3-14-86); Pooh Williamson vs. UCLA (3-18-94)
- Most Points by an Opponent:** 41, Tayshaun Prince, Kentucky (3-16-02)
- Most Rebounds by an Opponent:** 18, Ed O'Bannon, UCLA (3-18-94)

Team Single-Game Records

- Most Points Scored:** 112 vs. UCLA (3-18-94)
- Most Field Goals:** 34 vs. UCLA (3-18-94)
- Best Field Goal Percentage:** .579 (33-57) vs. Dayton (3-20-03)
- Most 3-Pt Field Goals:** 12 vs. Oklahoma State (3-20-94)
- Best 3-Pt Field Goal Percentage:** .667 (8-012) vs. Dayton (3-20-03)
- Most Free Throws:** 35 vs. UCLA (3-18-94)
- Best Free Throw Percentage:** .875 (21-24) vs. Boston (3-14-97)
- Most Rebounds:** 52 vs. Boston (3-14-97)
- Most Assists:** 22 vs. UCLA (3-18-94)
- Most Steals:** 12 vs. Arkansas (3-24-94); Louisville (3-18-84)
- Fewest Points Allowed:** 52, Boston (3-14-97)
- Most Points Allowed:** 103, Arkansas (3-24-94)

Top-5 Individual Scoring Leaders

Rk.	Player	G	Points (Avg.)
1.	Shea Seals	9	168 (18.6)
2.	Gary Collier	3	94 (31.3)
3.	Greg Harrington	8	88 (11.0)
4.	Pooh Williamson	6	84 (14.0)
	Dante Swanson	8	84 (10.5)

Top-5 Individual Rebounding Leaders

Rk.	Player	G	Rebounds (Avg.)
1.	Eric Coley	8	63 (7.9)
	Shea Seals	9	63 (7.0)
3.	Michael Ruffin	5	53 (10.6)
4.	Brandon Kurtz	6	40 (6.7)
5.	Kwanza Johnson	6	35 (5.8)

NIT Tournament (12-9) 11 Appearances

- 1953 (0-1)**
Duquesne 89, Tulsa 60
- 1967 (0-1)**
Marquette 64, Tulsa 60
- 1969 (0-1)**
St. Peter's 75, Tulsa 71
- 1981 (5-0) NIT Champions**
Tulsa 81, Pan American 71
Tulsa 72, UTEP 67
Tulsa 69, South Alabama 68
Tulsa 89, West Virginia 87
Tulsa 86, Syracuse 84 (OT)
- 1983 (0-1)**
Texas Christian 64, Tulsa 62
- 1990 (0-1)**
Oklahoma State 83, Tulsa 74
- 1991 (0-1)**
Oklahoma 111, Tulsa 86
- 2001 (5-0) NIT Champions**
Tulsa 75, UC Irvine 71
Tulsa 76, Minnesota 73 (OT)
Tulsa 77, Mississippi State 75
Tulsa 72, Memphis 64
Tulsa 79, Alabama 60
- 2009 (1-1)**
Tulsa 68, Northwestern 59
Auburn 74, Tulsa 55
- 2010 (0-1)**
Kent State 75, Tulsa 74
- 2015 (1-1)**
Tulsa 70, William & Mary 67
Murray State 83, Tulsa 62

CBI Tournament (5-2) 2 Appearances

- 2008 (5-1) CBI Champions**
Tulsa 61, Miami-Ohio 45
Tulsa 69, Utah 60
Tulsa 73, Houston 69
Tulsa 73, Bradley 68
Bradley 83, Tulsa 74
Tulsa 70, Bradley 64
- 2013 (0-1)**
Wright State 72, Tulsa 52



CHAMPIONSHIP TEAM

1954-55 UNIVERSITY OF TULSA



MVC Champions • NCAA Tournament
Overall Record: 21-7 • MVC Record: 8-2 (1st place tie)

Front row (l-r): John Jobe, Jim Duncan, Don Denton, Junior Born, Duane Downer, Jerry Hacker, Ernie Stewart, Jerry Evans, William Elliott. **Back Row (l-r):** Head Coach Clarence Iba, Dick Courter, Bob Patterson, Mel Johnson, Ken Leatherman, Jim Krause, Richard Bischoff, John Wenzel, John Yates, John Stob, Assistant Coach Joe Swank.

Date	Opponent	Score	Site
Dec. 2	Creighton	69-54	Fairground Pavilion
Dec. 6	Baylor	60-48	Fairground Pavilion
Dec. 8	Texas A&M	57-45	College Station, Tex.
Dec. 11	Arkansas	63-47	Fairground Pavilion
Dec. 14	Kansas	66-73	Lawrence, Kan.
Dec. 17	Southwest Kansas	66-50	Fairground Pavilion
Dec. 20	Wyoming	69-64	Oklahoma City, Okla.
Dec. 21	George Washington (DC)	61-66	Oklahoma City, Okla.
Dec. 22	Oklahoma City	68-73	Oklahoma City, Okla.
Dec. 27	Arizona	71-49	Fairground Pavilion
Jan. 1	Arkansas	60-68	Fayetteville, Ark.
Jan. 8	Oklahoma City	71-68	Oklahoma City, Okla.
Jan. 10	Detroit*	65-62	Fairground Pavilion
Jan. 15	Wichita State*	67-65	Wichita, Kan.
Jan. 20	Oklahoma City	48-42	Fairground Pavilion
Jan. 24	Houston*	67-64	Houston, Texas
Jan. 29	Oklahoma A&M*	47-44	Stillwater, Okla.
Jan. 31	Bradley*	72-70	Fairground Pavilion
Feb. 5	St. Louis*	51-69	St. Louis, Mo.
Feb. 7	Detroit*	77-72	Detroit, Mich.
Feb. 12	Hardin-Simmons	66-51	Fairground Pavilion
Feb. 16	Oklahoma A&M*	52-62	Fairground Pavilion
Feb. 19	Notre Dame	74-59	Fairground Pavilion
Feb. 21	Houston*	69-59	Fairground Pavilion
Feb. 26	St. Louis*	76-62	Fairground Pavilion
Mar. 5	Wichita State*	77-62	Fairground Pavilion
Mar. 11	Colorado#	59-69	Manhattan, Kan.
Mar. 12	Southern Methodist#	68-67	Manhattan, Kan.

*Missouri Valley Conference
 # NCAA Tournament

CHAMPIONSHIP TEAM

1980-81 UNIVERSITY OF TULSA



NIT Champions • Overall Record: 26-7 • MVC Record: 11-5 (2nd place)

Front Row (l-r): Assistant Coach Andy Stoglin, Head Coach Nolan Richardson, Assistant Coach Scott Edgar. **Back Row (l-r):** Johnny Cravens, Rondie Turner, Jim Lacey, Brad Laraba, Bob Stevenson, Paul Pressey, Jeff Kovach, Bruce Vanley, Ed Lindblad, Greg Stewart, David Brown, Steve Ballard, Phil Spradling, Ty Nilsson, Mike Anderson.

Date	Opponent	Score	Site
Nov. 28	Central State (Okla.)	88-66	Convention Center
Dec. 1	SW Missouri State	87-51	Convention Center
Dec. 4	Louisville	68-60	Convention Center
Dec. 6	Oklahoma	84-75	Norman, Okla.
Dec. 8	Oral Roberts	72-69	Mabee Center
Dec. 12	Georgia	64-66	Mabee Center
Dec. 13	Tulane	102-85	Mabee Center
Dec. 20	Oklahoma State	88-86	Convention Center
Dec. 22	Purdue	90-76	Convention Center
Jan. 3	Creighton*	86-97	Omaha, Neb.
Jan. 5	Southern Illinois*	85-67	Convention Center
Jan. 10	Wichita State*	91-84	Convention Center
Jan. 17	Indiana State*	81-59	Terre Haute, Ind.
Jan. 19	Bradley*	63-70	Peoria, Ill.
Jan. 22	West Texas State*	103-90	Convention Center
Jan. 26	Drake*	86-77	Convention Center
Jan. 29	Southern Illinois*	68-60	Carbondale, Ill.
Jan. 31	Creighton*	87-84	Convention Center
Feb. 7	West Texas State*	83-85 (OT)	Amarillo, Texas
Feb. 9	New Mexico State*	85-98	Las Cruces, N.M.
Feb. 14	Bradley*	75-54	Convention Center
Feb. 16	Wichita State*	74-72 (2OT)	Wichita, Kan.
Feb. 21	Drake*	87-107	Des Moines, Iowa
Feb. 23	Indiana State*	63-47	Convention Center
Feb. 26	New Mexico State*	86-79 (OT)	Convention Center
Feb. 28	Oral Roberts	81-70	Convention Center
Mar. 3	New Mexico State**	68-67	Convention Center
Mar. 5	Creighton**	64-66	Omaha, Neb.
Mar. 13	Pan American#	81-71	Mabee Center
Mar. 16	Texas-El Paso#	72-67	Mabee Center
Mar. 20	South Alabama#	69-68	Mabee Center
Mar. 23	West Virginia#	89-87	Madison Sq. Gd, N.Y.
Mar. 25	Syracuse#	86-84 (OT)	Madison Sq. Gd, N.Y.

* Missouri Valley Conference
 ** Missouri Valley Conference Tournament
 # NIT Tournament

CHAMPIONSHIP TEAM

1981-82 UNIVERSITY OF TULSA



MVC Tournament Champions • NCAA Tournament
Overall Record: 24-6 • MVC Record: 12-4 (2nd place)

Front Row (l-r): Manager Bill Melton, Rondie Turner, Steve Harris, Ty Nilsson, Johnny Craven, Phil Spradling, David Lampton, Mike Anderson, Assistant Coach Scott Edgar. **Back Row (l-r):** Head Coach Nolan Richardson, Chuck North, David Brown, Greg Stewart, Herbert Johnson, Bruce Vanley, Steve Ballard, Paul Pressey, Vince Williams, Assistant Coach Andy Stoglin.

Date	Opponent	Score	Site
Nov. 28	U.S. International (Calif.)	89-62	Convention Center
Dec. 3	North Carolina	70-78	Chapel Hill, N.C.
Dec. 5	St. Mary's (Texas)	57-43	Convention Center
Dec. 8	Oklahoma State	93-82	Stillwater, Okla.
Dec. 11	Texas Christian	72-62	Convention Center
Dec. 12	Oral Roberts	80-63	Convention Center
Dec. 19	Central Florida	69-58	Convention Center
Dec. 22	Florida Southern	94-68	Convention Center
Jan. 2	Oklahoma	98-96	Convention Center
Jan. 4	Creighton*	80-55	Convention Center
Jan. 9	New Mexico State*	66-74	Las Cruces, N.M.
Jan. 11	West Texas State*	98-84	Amarillo, Texas
Jan. 14	Drake*	71-54	Convention Center
Jan. 16	Wichita State*	99-88	Convention Center
Jan. 21	Southern Illinois*	77-74 (OT)	Carbondale, Ill.
Jan. 23	Indiana State*	59-60	Terre Haute, Ind.
Jan. 28	West Texas State*	68-61	Convention Center
Jan. 30	New Mexico State*	76-72	Convention Center
Feb. 6	Wichita State*	80-75	Wichita, Kan.
Feb. 11	Illinois State*	78-67 (OT)	Convention Center
Feb. 13	Creighton*	70-63	Omaha, Neb.
Feb. 15	Drake*	55-56	Des Moines, Iowa
Feb. 20	Indiana State*	77-64	Convention Center
Feb. 22	Southern Illinois*	85-67	Convention Center
Feb. 25	Oral Roberts	91-70	Convention Center
Feb. 27	Bradley*	79-82 (OT)	Peoria, Ill.
Mar. 2	Creighton**	106-81	Convention Center
Mar. 4	New Mexico State**	85-61	Convention Center
Mar. 6	Illinois State**	90-77	Convention Center
Mar. 13	Houston#	74-78	Mabee Center

* Missouri Valley Conference
 ** Missouri Valley Conference Tournament
 # NCAA Tournament

CHAMPIONSHIP TEAM

1983-84 UNIVERSITY OF TULSA



MVC Champions • MVC Tournament Champions • NCAA Tournament
Overall Record: 27-4 • MVC Record: 13-3 (1st place)

Front row (l-r): Head Coach Nolan Richardson, Steve Harris, Brian Rahilly, Herb Suggs, Carlton McKinney. **Middle row (l-r):** Assistant Coach Rob Spivery, Byron Boudreaux, Assistant Coach Scott Edgar, Rondie Turner, David Moss. **Back row (l-r):** Warren Shepherd, Manager Jay Wagnon, Jeff Rahilly, Herb Johnson, Steve Kennedy, Bruce Vanley, Assistant Coach Al Grushkin, Vince Williams, Manager Brent Keys, Anthony Fobbs.

Date	Opponent	Score	Site
Nov. 26	College of the Ozarks	98-74	Convention Center
Dec. 1	Oral Roberts	87-81	Convention Center
Dec. 3	Alabama State	79-72	Convention Center
Dec. 9	Long Island	126-80	Convention Center
Dec. 10	San Diego State	91-80	Convention Center
Dec. 17	Oklahoma State	91-79	Stillwater, Okla.
Dec. 20	Oklahoma Baptist	95-65	Convention Center
Dec. 23	Missouri-Kansas City	104-76	Convention Center
Dec. 27	Pepperdine	102-70	Convention Center
Dec. 31	Southern-Baton Rouge	70-68	Convention Center
Jan. 2	West Texas State*	121-82	Convention Center
Jan. 5	Drake*	91-79	Des Moines, Iowa
Jan. 7	Bradley*	82-69	Convention Center
Jan. 12	Oral Roberts	84-78	Mabee Center
Jan. 14	West Texas State*	99-93	Amarillo, Texas
Jan. 19	Illinois State*	73-79	Convention Center
Jan. 21	Bradley*	80-66	Peoria, Ill.
Jan. 26	Creighton*	75-64	Convention Center
Feb. 2	Wichita State*	64-66	Wichita, Kan.
Feb. 4	Drake*	93-74	Convention Center
Feb. 9	Indiana State*	87-70	Terre Haute, Ind.
Feb. 11	Southern Illinois*	86-76	Carbondale, Ill.
Feb. 16	Creighton*	82-80 (OT)	Omaha, Neb.
Feb. 18	Wichita State*	105-97	Convention Center
Feb. 25	Southern Illinois*	111-90	Convention Center
Mar. 1	Indiana State*	126-102	Convention Center
Mar. 3	Illinois State*	81-91	Normal, Ill.
Mar. 6	Indiana State**	110-99	Convention Center
Mar. 8	Wichita State**	86-80	Convention Center
Mar. 10	Creighton**	70-68	Convention Center
Mar. 18	Louisville#	67-69	Milwaukee, Wis.

* Missouri Valley Conference
 ** Missouri Valley Conference Tournament
 # NCAA Tournament

CHAMPIONSHIP TEAM

1984-85 UNIVERSITY OF TULSA



MVC Champions • NCAA Tournament
Overall Record: 23-8 • MVC Record: 12-4 (1st place)

Sitting (Front, l-r): Tracy Moore, Byron Boudreaux, Herb Suggs. **Sitting (Back, l-r):** David Otto, Manager Brent Keys, Daryl Deckard, Chuck Celestine, Manager Jay Wagnon, Assistant Coach Al Grushkin. **Standing (l-r):** Head Coach Nolan Richardson, Assistant Coach Scott Edgar, Steve Harris, Carlton McKinney, Anthony Hurd, Brian Rahilly, David Moss, Assistant Coach Rob Spivery, Clifford Langford, Herb Johnson, Anthony Fobbs, Jeff Rahilly, Vince Williams.

Date	Opponent	Score	Site
Nov. 24	Fort Valley State	125-83	Convention Center
Nov. 27	Oral Roberts	86-82	Mabee Center
Nov. 30	Arizona	80-84	Tucson, Ariz.
Dec. 8	Youngstown State	67-49	Convention Center
Dec. 15	Arkansas	66-70	Little Rock, Ark.
Dec. 17	Drexel	86-62	Convention Center
Dec. 22	Oklahoma State	96-83	Convention Center
Dec. 28	East Carolina	86-63	Convention Center
Dec. 29	Alcorn State	92-79	Convention Center
Jan. 3	Indiana State*	90-71	Convention Center
Jan. 5	Southern Illinois*	98-96	Carbondale, Ill.
Jan. 9	Oklahoma	104-89	Convention Center
Jan. 12	Creighton*	70-66	Convention Center
Jan. 14	Oral Roberts	71-61	Convention Center
Jan. 17	Illinois State*	79-69 (OT)	Normal, Ill.
Jan. 19	Bradley*	69-59	Peoria, Ill.
Jan. 24	West Texas State*	110-90	Convention Center
Jan. 26	Southern Illinois*	66-60	Convention Center
Jan. 30	Drake*	67-66	Des Moines, Iowa
Feb. 2	Indiana State*	94-100	Terre Haute, Ind.
Feb. 6	Illinois State*	72-73 (OT)	Convention Center
Feb. 9	Wichita State*	87-75	Wichita, Kan.
Feb. 16	Creighton*	78-63	Omaha, Neb.
Feb. 21	Bradley*	64-69	Convention Center
Feb. 23	Drake*	79-56	Convention Center
Feb. 28	West Texas State*	62-70	Amarillo, Texas
Mar. 2	Wichita State*	67-66	Convention Center
Mar. 5	West Texas State**	74-69	Convention Center
Mar. 7	Bradley**	85-77	Convention Center
Mar. 9	Wichita State**	82-84	Convention Center
Mar. 15	Texas-El Paso#	75-79	Albuquerque, N.M.

* Missouri Valley Conference
 **Missouri Valley Conference Tournament
 # NCAA Tournament

CHAMPIONSHIP TEAM

1985-86 UNIVERSITY OF TULSA



MVC Tournament Champions • NCAA Tournament
Overall Record: 23-9 • MVC Record: 10-6 (2nd place)

Sitting (l-r): Head Coach J.D. Barnett, Chuck Celestine, Tracy Moore, David Otto, Anthony Fobbs, Daryl Deckard, Jeff Rahilly, Brian Rahilly, Byron Boudreaux, David Moss, Herb Suggs. **Standing (l-r):** Assistant Coach Jim Rosborough, Graduate Assistant Coach Ron Jirsa, Volunteer Assistant John Mackey, Assistant Coach Tony Branch, Assistant Coach Kevin O'Neill.

Date	Opponent	Score	Site
Nov. 22	Dayton	63-60 (OT)	Cincinnati, Ohio
Nov. 24	Louisville	74-80	Cincinnati, Ohio
Nov. 26	NE Missouri State	70-51	Convention Center
Dec. 4	Colorado	76-65	Convention Center
Dec. 7	Washington	68-72 (OT)	Seattle, Wash.
Dec. 10	Arizona	54-51	Convention Center
Dec. 19	Oral Roberts	63-47	Convention Center
Dec. 21	Oklahoma State	67-58	Stillwater, Okla.
Dec. 27	McNeese State	81-62	Convention Center
Dec. 28	Jacksonville	67-57	Convention Center
Dec. 30	College of the Ozarks	68-47	Convention Center
Jan. 2	Oral Roberts	81-65	Mabee Center
Jan. 4	West Texas State*	48-52	Amarillo, Texas
Jan. 9	Creighton*	85-59	Convention Center
Jan. 11	Indiana State*	65-56	Convention Center
Jan. 16	Southern Illinois*	70-58	Carbondale, Ill.
Jan. 19	Bradley*	58-71	Peoria, Ill.
Jan. 23	West Texas State*	54-37	Convention Center
Jan. 25	Wichita State*	69-58	Convention Center
Jan. 30	Illinois State*	61-54	Normal, Ill.
Feb. 1	Bradley*	51-54	Convention Center
Feb. 6	Creighton*	46-48	Omaha, Neb.
Feb. 8	Drake*	58-61	Des Moines, Iowa
Feb. 15	Illinois State*	69 -54	Convention Center
Feb. 17	Wichita State*	62-65	Wichita, Kan.
Feb. 20	Southern Illinois*	65-39	Convention Center
Feb. 22	Indiana State*	60-58	Terre Haute, Ind.
Mar. 1	Drake*	58-53	Convention Center
Mar. 3	Indiana State**	68-50	Convention Center
Mar. 4	Drake**	68-67	Convention Center
Mar. 5	Bradley**	74-58	Convention Center
Mar. 14	Navy#	68-87	Syracuse, N.Y.

* Missouri Valley Conference
 ** Missouri Valley Conference Tournament
 # NCAA Tournament

INTRO

PLAYERS

STAFF

REVIEW

AMERICAN ATHLETIC
 CONFERENCE

OPPONENTS

RECORDS

HISTORY

CHAMPIONSHIP TEAM

1986-87 UNIVERSITY OF TULSA



MVC Champions • NCAA Tournament
Overall Record: 22-8 • MVC Record: 11-3 (1st place)

Sitting (l-r): Rodney Johnson, Tracy Moore, John Buckwalter, Byron Boudreaux, Rod Parker. **Standing (l-r):** Jeff Rahilly, Brian Rahilly, David Moss, Don Royster, Brian Loyd.

Coaching Staff: J.D. Barnett, Phil Saunders, Gary Trousedale, Ron Jirsa.

Date	Opponent	Score	Site
Nov. 28	Xavier (Ohio)	70-60	Providence, R.I.
Nov. 29	Providence	82-74	Providence, R.I.
Dec. 2	Oral Roberts	71-44	Convention Center
Dec. 4	Cal-Irvine	84-66	Convention Center
Dec. 6	Baylor	84-74	Waco, Texas
Dec. 8	Texas Christian	65-71	Fort Worth, Texas
Dec. 13	Oklahoma State	79-70	Convention Center
Dec. 18	Colorado	51-53	Convention Center
Dec. 20	Mississippi	69-68	Convention Center
Dec. 29	William & Mary	79-60	Convention Center
Dec. 30	Colorado State	68-61	Convention Center
Jan. 5	Oral Roberts	55-59	Mabee Center
Jan. 10	Drake*	51-49	Convention Center
Jan. 15	Southern Illinois*	74-64	Carbondale, Ill.
Jan. 17	Indiana State*	69-48	Terre Haute, Ind.
Jan. 22	Illinois State*	71-69	Convention Center
Jan. 24	Southern California	55-51	Los Angeles, Calif.
Jan. 26	Bradley*	83-92	Peoria, Ill.
Jan. 29	Creighton*	72-58	Convention Center
Jan. 31	Wichita State*	72-58	Convention Center
Feb. 7	Drake*	55-53	Des Moines, Iowa
Feb. 12	Creighton*	71-57	Omaha, Neb.
Feb. 15	Illinois State*	70-75	Normal, Ill.
Feb. 19	Indiana State*	73-54	Convention Center
Feb. 21	Bradley*	74-70	Convention Center
Feb. 23	Southern Illinois*	85-74	Convention Center
Feb. 26	Wichita State*	61-63	Wichita, Kan.
Mar. 2	Southern Illinois**	61-56	Convention Center
Mar. 4	Wichita State**	74-79 (OT)	Convention Center
Mar. 13	Oklahoma#	69-74	Tucson, Ariz.


*Missouri Valley Conference

** Missouri Valley Conference Tournament

NCAA Tournament

CHAMPIONSHIP TEAM

1993-94 UNIVERSITY OF TULSA



MVC Champions • NCAA "Sweet Sixteen"
Overall Record: 23-8 • MVC Record: 15-3 (1st place)

Front row (l-r): Alvin "Pooh" Williamson, Cordell Love, Jay Malham, Gary Collier, Lou Dawkins, Shea Seals, Kwanza Johnson, Kevin Grawer. **Back row (l-r):** Assistant Coach Shawn Finney, Assistant Coach Jeff Schneider, Craig Hernadi, Rafael Maldonado, J.R. Rollo, Dewayne Bonner, Assistant Coach Ron Jirsa, Head Coach Tubby Smith.

Date	Opponent	Score	Site
Nov. 27	Houston Baptist	128-63	Convention Center
Dec. 1	North Texas	72-62	Denton, Texas
Dec. 6	Oral Roberts	94-74	Tulsa, Okla.
Dec. 11	SW Missouri State*	66-56	Convention Center
Dec. 20	Oklahoma State	61-73	Convention Center
Dec. 23	Arkansas	91-93 (OT)	Convention Center
Dec. 29	Texas Tech	96-77	Oklahoma City, Okla.
Dec. 30	Oklahoma	76-95	Oklahoma City, Okla.
Jan. 3	Virginia Commonwealth	92-84	Richmond, Va.
Jan. 6	Bradley*	77-78	Convention Center
Jan. 8	Northern Iowa*	75-62	Convention Center
Jan. 13	Drake*	115-98	Convention Center
Jan. 15	Creighton*	75-59	Omaha, Neb.
Jan. 20	Southern Illinois*	86-81	Carbondale, Ill.
Jan. 22	Indiana State*	87-57	Terre Haute, Ind.
Jan. 27	Illinois State*	83-68	Convention Center
Jan. 29	Drake*	99-80	Des Moines, Iowa
Feb. 5	Bradley*	64-69	Peoria, Ill.
Feb. 7	Illinois State*	56-61	Normal, Ill.
Feb. 9	Wichita State*	79-64	Convention Center
Feb. 12	Southern Illinois*	88-70	Convention Center
Feb. 15	Northern Iowa*	69-63	Cedar Falls, Iowa
Feb. 19	SW Missouri State*	71-66	Springfield, Mo.
Feb. 23	Wichita State*	89-51	Wichita, Kan.
Feb. 26	Creighton*	72-62 (OT)	Convention Center
Feb. 28	Indiana State*	79-56	Convention Center
Mar. 5	Drake**	91-82	St. Louis, Mo.
Mar. 6	Northern Iowa**	73-79	St. Louis, Mo.
Mar. 18	UCLA#	112-102	Oklahoma City, Okla.
Mar. 20	Oklahoma State#	82-80	Oklahoma City, Okla.
Mar. 24	Arkansas#	84-103	Dallas, Texas

* Missouri Valley Conference

** Missouri Valley Conference Tournament,

NCAA Tournament

CHAMPIONSHIP TEAM

1994-95 UNIVERSITY OF TULSA



MVC Champions • NCAA "Sweet Sixteen"
Overall Record: 24-8 • MVC Record: 15-3 (1st place)

Front Row (l-r): Cordell Love, Jamie Gillin, Kwanza Johnson, Alvin "Pooh" Williamson, Kevin Grawer, Jason Williams, Dewayne Bonner. **Back Row (l-r):** Assistant Coach Mike Sutton, Head Coach Tubby Smith, Shea Seals, Craig Hernadi, Rafael Maldonado, Ray Poindexter, J.R. Rollo, Rasheed Malik, Assistant Coach Ron Jirsa, Assistant Coach Shawn Finney.

Date	Opponent	Score	Site
Dec. 3	Texas-San Antonio	77-57	Convention Center
Dec. 7	Oklahoma State	88-93	Stillwater, Okla.
Dec. 10	Oral Roberts	99-54	Convention Center
Dec. 17	Drake	93-76	Des Moines, Iowa
Dec. 23	Arkansas	63-82	Fayetteville, Ark.
Dec. 31	Creighton*	80-85	Convention Center
Jan. 3	Northern Iowa*	85-53	Convention Center
Jan. 6	Texas Christian	107-95	Oklahoma City, Okla.
Jan. 7	Oklahoma	61-76	Oklahoma City, Okla.
Jan. 12	Wichita State*	79-52	Wichita, Kan.
Jan. 14	Evansville*	72-66	Convention Center
Jan. 16	Southern Illinois*	67-65	Convention Center
Jan. 19	Illinois State*	79-95	Normal, Ill.
Jan. 21	Bradley*	73-53	Peoria, Ill.
Jan. 25	SW Missouri State*	71-54	Convention Center
Jan. 28	Creighton*	67-54	Omaha, Neb.
Feb. 1	Southern Illinois*	71-72	Carbondale, Ill.
Feb. 4	Western Kentucky	70-68	Convention Center
Feb. 6	New Mexico State	85-67	Las Cruces, NM
Feb. 9	Drake*	53-60	Convention Center
Feb. 11	Evansville*	64-54	Evansville, Ind.
Feb. 14	SW Missouri State*	69-59	Springfield, Mo.
Feb. 18	Indiana State*	79-66	Convention Center
Feb. 20	Wichita State*	67-58	Convention Center
Feb. 25	Bradley*	74-68	Convention Center
Feb. 27	Northern Iowa*	90-75	Cedar Falls, Iowa
Mar. 4	Wichita State**	77-63	St. Louis, Mo.
Mar. 5	Bradley**	89-80	St. Louis, Mo.
Mar. 6	Southern Illinois**	62-77	St. Louis, Mo.
Mar. 17	Illinois#	68-62	Albany, N.Y.
Mar. 19	Old Dominion#	64-52	Albany, N.Y.
Mar. 24	Massachusetts#	51-76	East Rutherford, N.J.

* Missouri Valley Conference
 ** Missouri Valley Conference Tournament
 # NCAA Tournament

CHAMPIONSHIP TEAM

1995-96 UNIVERSITY OF TULSA



MVC Tournament Champions • NCAA Tournament
Overall Record: 22-8 • MVC Record: 12-6 (3rd place)

Front Row (l-r): Assistant Coach Matt Wingate, Head Coach Steve Robinson, Cordell Love, Craig Hernadi, J.R. Rollo, Ray Poindexter, Dewayne Bonner, Assistant Coach Coleman Crawford, Assistant Coach Jim Platt. **Back Row (l-r):** Manager Tony Bowles, Manager Amy Stroud, Manager Tim Juhlin, Jeff Platt, Rod Thompson, Jonnie Gendron, Shea Seals, Michael Ruffin, Rafael Maldonado, John Cornwell, Zac Bennett, Jamie Gillin, Jason Williams, Trainer Kevin Beets, Trainer Dan Newman.

Date	Opponent	Score	Site
Dec. 2	North Carolina A&T	100-51	Convention Center
Dec. 4	Western Kentucky	73-65	Bowling Green, Ky.
Dec. 9	Temple	64-60	Philadelphia, Pa.
Dec. 17	Prairie View A&M	141-50	Convention Center
Dec. 20	New Mexico State	73-57	Convention Center
Dec. 30	Oral Roberts	78-90	Tulsa, Okla.
Jan. 2	Oklahoma State	57-53	Convention Center
Jan. 6	Evansville*	67-57	Evansville, Ind.
Jan. 8	Alabama-Birmingham	70-55	Convention Center
Jan. 11	Drake*	87-64	Convention Center
Jan. 14	Illinois State*	71-74	Convention Center
Jan. 17	Creighton*	59-72	Omaha, Neb.
Jan. 20	SW Missouri State*	75-65	Springfield, Mo.
Jan. 24	Creighton*	55-52	Convention Center
Jan. 27	Drake*	79-73	Des Moines, Iowa
Jan. 29	Northern Iowa*	89-79	Cedar Falls, Iowa
Jan. 31	SW Missouri State*	61-66	Convention Center
Feb. 4	Bradley*	72-85 (OT)	Peoria, Ill.
Feb. 10	Wichita State*	75-47	Wichita, Kan.
Feb. 12	Evansville*	74-53	Convention Center
Feb. 14	Southern Illinois*	83-75 (OT)	Carbondale, Ill.
Feb. 17	Bradley*	73-74 (OT)	Convention Center
Feb. 19	Indiana State*	111-75	Convention Center
Feb. 21	Illinois State*	64-69	Normal, Ill.
Feb. 24	Wichita State*	72-66	Convention Center
Feb. 26	Northern Iowa*	95-88	Convention Center
Mar. 2	Evansville**	65-66	St. Louis, Mo.
Mar. 3	Illinois State**	69-52	St. Louis, Mo.
Mar. 4	Bradley**	60-46	St. Louis, Mo.
Mar. 15	Louisville#	80-82 (OT)	Milwaukee, Wis.

* Missouri Valley Conference
 ** Missouri Valley Conference Tournament
 # NCAA Tournament

CHAMPIONSHIP TEAM

1998-99 UNIVERSITY OF TULSA



**Western Athletic Conference Mountain Division Co-Champions
NCAA Tournament • Overall Record: 23-10 • WAC Record: 9-5**

Front Row (l-r): Head Coach Bill Self, Assistant Coach Norm Roberts, Marcus Hill, Eric Coley, Jonnie Gendron, Michael Ruffin, Shawn Williams, Tony Heard, Jeff Platt, Assistant Coach Billy Gillispie, Assistant Coach John Phillips. **Back Row (l-r):** Manager Abi Kartoatmodjo, Manager Peter McAdams, Manager Tony Bowles, Manager Seifullah Yero, Greg Harrington, Kevin Johnson, DeAngelo McDaniel, Brandon Kurtz, John Cornwell, Zac Bennett, Robert Bell, Clint Mills, Administrative Assistant Kwanza Johnson, Trainer Kevin Beets, Student Trainer Mike Salat, Equipment Manager Scott Lucas.

Date	Opponent	Score	Site
Nov. 15	Sam Houston State	60-42	Convention Center
Nov. 18	Jackson State	84-45	Convention Center
Nov. 22	at Alabama-Birmingham	61-78	Birmingham, Ala.
Nov. 24	Texas-San Antonio	81-68	Convention Center
Nov. 28	St. Joseph's	66-55	Convention Center
Dec. 1	at Nebraska	52-49	Lincoln, Neb.
Dec. 4	Vermont	72-61	Milwaukee, Wis.
Dec. 5	at Marquette	67-51	Milwaukee, Wis.
Dec. 8	North Texas	103-69	Convention Center
Dec. 13	Oral Roberts	73-68	Convention Center
Dec. 21	Texas Tech	84-50	Laie, Hawaii
Dec. 22	Michigan State	58-68	Laie, Hawaii
Dec. 23	Oregon State	59-57	Laie, Hawaii
Dec. 29	Cleveland State	79-51	Reynolds Center
Jan. 2	at Southern Illinois	56-70	Carbondale, Ill.
Jan. 7	Colorado State*	74-62	Reynolds Center
Jan. 10	Wyoming*	96-89	Reynolds Center
Jan. 14	at Air Force*	57-65	Colorado Springs, Colo.
Jan. 16	at UNLV*	55-73	Las Vegas, Nev.
Jan. 23	at Rice*	65-50	Houston, Texas
Jan. 25	TCU*	72-62	Reynolds Center
Jan. 30	at Wyoming*	61-80	Laramie, Wyo.
Feb. 6	at Colorado State*	64-71	Fort Collins, Colo.
Feb. 13	Air Force*	78-75	Reynolds Center
Feb. 15	UNLV*	53-54	Reynolds Center
Feb. 20	Rice*	77-47	Reynolds Center
Feb. 25	at SMU*	78-77	Dallas, Texas
Feb. 27	at TCU*	82-73	Fort Worth, Texas
Mar. 4	Fresno State**	85-56	Las Vegas, Nev.
Mar. 5	Utah**	61-64 (OT)	Las Vegas, Nev.
Mar. 12	College of Charleston#	62-53	Charlotte, N.C.
Mar. 14	Duke#	56-97	Charlotte, N.C.

* Western Athletic Conference
** Western Athletic Conference Tournament
NCAA Tournament

CHAMPIONSHIP TEAM

1999-2000 UNIVERSITY OF TULSA



**Western Athletic Conference Champions • NCAA Tournament "Elite Eight"
Overall Record: 32-5 • WAC Record: 12-2**

Front Row (l-r): Assistant Coach Norm Roberts, Head Coach Bill Self, David Shelton, Tony Heard, Brandon Kurtz, Eric Coley, Marcus Hill, Assistant Coach Billy Gillispie, Assistant Coach John Phillips. **Back Row (l-r):** Manager Abi Kartoatmodjo, Manager Mubashir Sharief, Manager Seifullah Yero, Academic Advisor Brad Autry, Dante Swanson, Greg Harrington, Charlie Davis, DeAngelo McDaniel, Marqus Ledoux, Kevin Johnson, Demario Hooper, Antonio Reed, Athletic Trainer Kevin Beets, Student Trainer Omar Zaldivar, Manager Kevin Renegar.

Date	Opponent	Score	Site
Nov. 21	at Rhode Island	91-66	Providence, RI
Nov. 24	Georgia State	100-73	Reynolds Center
Nov. 27	Arkansas-Pine Bluff	97-45	Reynolds Center
Nov. 29	at St. Joseph's	79-73	Philadelphia, Pa.
Dec. 1	Texas-San Antonio	76-59	Reynolds Center
Dec. 4	Alabama-Birmingham	88-73	Reynolds Center
Dec. 7	SW Missouri State	69-60	Reynolds Center
Dec. 11	at Oral Roberts	59-60	Mabee Center
Dec. 18	Delaware State	72-52	Reynolds Center
Dec. 21	Boston College	80-66	Bayamon, Puerto Rico
Dec. 22	UNC Charlotte	76-61	Bayamon, Puerto Rico
Dec. 23	Tennessee	88-68	Bayamon, Puerto Rico
Dec. 28	UMKC	81-60	Reynolds Center
Dec. 30	at North Texas	113-77	Denton, Texas
Jan. 6	at TCU*	94-73	Fort Worth, Texas
Jan. 12	at Creighton	75-67	Omaha, Neb.
Jan. 16	at Rice*	67-49	Houston, Texas
Jan. 20	San Jose State*	67-41	Reynolds Center
Jan. 22	Hawaii*	100-78	Reynolds Center
Jan. 24	Centenary	84-44	Reynolds Center
Jan. 27	at UTEP*	89-71	El Paso, Texas
Jan. 29	at Fresno State*	73-75	Fresno, Calif.
Feb. 3	SMU*	70-59	Reynolds Center
Feb. 5	TCU*	103-70	Reynolds Center
Feb. 14	Rice*	75-33	Reynolds Center
Feb. 17	at Hawaii*	75-61	Honolulu, Hawaii
Feb. 19	at San Jose State*	64-56	San Jose, Calif.
Feb. 24	Fresno State*	72-73	Reynolds Center
Feb. 26	UTEP*	85-55	Reynolds Center
Mar. 4	at SMU*	83-78 (2OT)	Dallas, Texas
Mar. 9	Rice**	71-51	Fresno, Calif.
Mar. 10	TCU**	93-71	Fresno, Calif.
Mar. 11	Fresno State**	72-75	Fresno, Calif.
Mar. 17	UNLV#	89-62	Nashville, Tenn.
Mar. 19	Cincinnati#	69-61	Nashville, Tenn.
Mar. 24	Miami (Fla.)#	80-71	Austin, Texas
Mar. 26	North Carolina#	55-59	Austin, Texas

* Western Athletic Conference
** Western Athletic Conference Tournament
NCAA Tournament

CHAMPIONSHIP TEAM

2000-01 UNIVERSITY OF TULSA



NIT Champions • Overall Record: 26-11 • WAC Record: 10-6 (2nd place)

Front Row (l-r): Director of Basketball Operations Ed Conroy, Assistant Coach Kerry Keating, Head Coach Buzz Peterson, Marcus Hill, David Shelton, Associated Head Coach John Phillips, Assistant Coach Al Daniel, Student Assistant Eric Konkol. **Middle Row (l-r):** Dante Swanson, Jason Parker, Charlie Davis, J.T. Ivie, Jack Ingram, Kevin Johnson, Marqus Ledoux, Greg Harrington, Antonio Reed. **Back Row (l-r):** Manager Matt Quade, Manager Mubashir Sharief, Strength Coach Sean Hayes, Team Physician George Mauerman, Athletic Trainer Kevin Beets, Student Trainer T.J. Horton, Manager Nick Agimudie, and Manager David McCarthy.

Date	Opponent	Score	Site
Nov. 10	Arizona State+	69-67	Chapel Hill, NC
Nov. 11	at #4 North Carolina+	81-91	Chapel Hill, NC
Nov. 17	North Texas	89-71	Reynolds Center
Nov. 20	Rhode Island	89-80	Reynolds Center
Dec. 1	Santa Clara#	65-59	Iowa City, Ia.
Dec. 2	at Iowa#	65-66	Iowa City, Ia.
Dec. 5	at SW Missouri State	61-55	Springfield, Mo.
Dec. 10	Oral Roberts	89-81 (OT)	Reynolds Center
Dec. 16	at #10 Kansas	69-92	Lawrence, Kan.
Dec. 19	Creighton	76-86	Reynolds Center
Dec. 22	Wichita State	78-49	Reynolds Center
Dec. 30	Prairie View A&M	115-46	Reynolds Center
Jan. 2	Jackson State	107-49	Reynolds Center
Jan. 6	Fresno State*	79-93	Reynolds Center
Jan. 11	at San Jose State*	63-57	San Jose, Calif.
Jan. 13	at Hawaii*	65-68	Honolulu, Hawaii
Jan. 17	TCU*	82-66	Reynolds Center
Jan. 20	at UTEP*	87-75	El Paso, Texas
Jan. 25	San Jose State*	76-60	Reynolds Center
Jan. 28	Hawaii*	79-67	Reynolds Center
Feb. 1	at TCU*	87-93 (OT)	Fort Worth, Texas
Feb. 3	at SMU*	59-64	Dallas, Texas
Feb. 8	Rice*	79-55	Reynolds Center
Feb. 10	UTEP*	87-72	Reynolds Center
Feb. 15	Nevada*	78-70	Reynolds Center
Feb. 22	at Rice*	56-59	Houston, Texas
Feb. 24	SMU*	85-65	Reynolds Center
Mar. 1	at Nevada*	74-69	Reno, Nevada
Mar. 3	at Fresno State*	77-84	Fresno, Calif.
Mar. 8	San Jose State**	64-53	Reynolds Center
Mar. 9	UTEP**	59-56	Reynolds Center
Mar. 10	Hawaii**	72-78 (OT)	Reynolds Center
Mar. 14	UC Irvine##	75-71	Reynolds Center
Mar. 19	at Minnesota##	76-73 (OT)	Minneapolis, Minn.
Mar. 21	at Mississippi State##	77-75	Starkville, Miss.
Mar. 27	Memphis##	72-64	New York, NY
Mar. 29	Alabama##	79-60	New York, NY

+ NABC Classic @ Chapel Hill, NC
 # Gazette Hawkeye Invntl @ Iowa City, Ia.
 *Western Athletic Conference Games
 **Western Athletic Conference Tournament

INTRO

PLAYERS

STAFF

REVIEW

CONFERENCE

CHAMPIONSHIP TEAM

2001-02 UNIVERSITY OF TULSA



**Western Athletic Conference Co-Champions • NCAA Tournament
 Overall Record: 27-7 • WAC Record: 15-3 (1st place tie)**

Front Row (l-r): Director of Basketball Operations Ja Havens, Assistant Coach Alvin "Pooh" Williamson, Head Coach John Phillips, Greg Harrington, Assistant Coach Steve Cooper, Assistant Coach Kwanza Johnson. **Middle Row (l-r):** Gianni Martins, Dante Swanson, Trevor Meier, Jarius Glenn, Marqus Ledoux, Jack Ingram, J.T. Ivie, Kevin Johnson, Charlie Davis, Jason Parker, Kyle Blankenship, Antonio Reed. **Back Row (l-r):** Manager Ryan Burcham, Student Trainer Jacob Newburn, Strength Coach Sean Hayes, Athletic Trainer Kevin Beets, Team Physician George Mauerman, Manager Nick Agimudie, Manager Mubashir Sharief, Manager Matt Quade.

Date	Opponent	Score	Site
Nov. 19	Grambling	104-61	Reynolds Center
Nov. 24	Morris Brown	88-41	Reynolds Center
Nov. 28	Arkansas	75-79	Reynolds Center
Dec. 1	@Oral Roberts	73-66/OT	Mabee Center
Dec. 4	SW Missouri State	90-73	Reynolds Center
Dec. 8	@Wichita State	82-76	Wichita, Kan.
Dec. 14	vs. Texas A&M%	90-56	Houston, Texas
Dec. 20	vs. Buffalo#	80-75	Laie, Hawaii
Dec. 21	vs. Montana#	92-82	Laie, Hawaii
Dec. 22	vs. BYU-Hawaii#	88-67	Laie, Hawaii
Dec. 29	@#2 Kansas&	85-93	Kansas City, Kan.
Jan. 3	@Nevada*	76-66	Reno, Nev.
Jan. 5	@Fresno State*	85-86	Fresno, Calif.
Jan. 10	UTEP*	66-61	Reynolds Center
Jan. 12	Boise State*	80-60	Reynolds Center
Jan. 17	@Louisiana Tech*	71-68	Ruston, La.
Jan. 19	@SMU*	95-87	Dallas, Texas
Jan. 24	San Jose State*	78-54	Reynolds Center
Jan. 26	Hawaii*	82-90	Reynolds Center
Jan. 28	Rice*	79-60	Reynolds Center
Jan. 31	Fresno State*	78-63	Reynolds Center
Feb. 2	Nevada*	73-68	Reynolds Center
Feb. 7	@ Boise State*	70-56	Boise, Idaho
Feb. 9	@UTEP*	88-76	El Paso, Texas
Feb. 14	SMU*	87-69	Reynolds Center
Feb. 16	Louisiana Tech*	72-63	Reynolds Center
Feb. 21	@Hawaii*	85-86	Honolulu, Hawaii
Feb. 23	@ San Jose State*	82-72	San Jose, Calif.
Feb. 28	@Rice*	67-62	Houston, Texas
Mar. 7	Boise State#	72-53	Reynolds Center
Mar. 8	Fresno State#	81-65	Reynolds Center
Mar. 9	Hawaii#	59-73	Reynolds Center
Mar. 14	#12 Marquette##	71-69	St. Louis, Mo.
Mar. 16	#16 Kentucky##	82-87	St. Louis, Mo.

*WAC Games
 #Williams WAC Tournament
 % at Houston, Texas (Compaq Center)
 # Yahoo! Sports Invitational (Laie, Hawaii)
 & at Kemper Arena (Kansas City, Mo.)
 ## NCAA Tournament

OPPONENTS

RECORDS

HISTORY

CHAMPIONSHIP TEAM

2002-03 UNIVERSITY OF TULSA



Western Athletic Conference Tournament Champions • NCAA Tournament
Overall Record: 23-10 • WAC Record: 12-6 (2nd place)

Front Row (l-r): Assistant Coach Alvin "Pooh" Williamson, Head Coach John Phillips, Marqus Ledoux, Dante Swanson, Charlie Davis, Kevin Johnson, Assistant Coach Steve Cooper, Assistant Coach Kwanza Johnson. **Middle Row (l-r):** Director of Basketball Operations Ja Havens, Chris Wallace, Trevor Meier, Jarius Glenn, Aliou Keita, Anthony Price, Seneca Collins, Jason Parker, Kyle Blankenship, Athletic Trainer Kevin Beets. **Back Row (l-r):** Manager Ryan Burcham, Manager Nick Agimudie, Manager Corey Litton, Team Physician Dr. George Mauerman, Strength Coach Rusty Burney, Manager Matt Quade, Student Trainer Bernard Aguiillard

Date	Opponent	Score	Site
Nov. 23	New Mexico State#	71-61	South Padre, Texas
Nov. 24	Texas-Pan American#	80-50	South Padre, Texas
Nov. 30	at Arkansas	61-60	Fayetteville, Ark.
Dec. 4	Wichita State	80-69	Reynolds Center
Dec. 11	#20 Kansas	80-89	Reynolds Center
Dec. 14	at SW Missouri	62-46	Springfield, Mo.
Dec. 19	Oral Roberts	90-80	Reynolds Center
Dec. 23	TCU	78-65	Reynolds Center
Dec. 28	Iowa	63-67	Reynolds Center
Jan. 1	at Fresno State*	65-74	Fresno, Calif.
Jan. 4	Nevada*	63-60	Reynolds Center
Jan. 11	at Rice*	94-77	Houston, Texas
Jan. 16	at UTEP*	79-65	El Paso, Texas
Jan. 18	at Boise State*	74-78	Boise, Idaho
Jan. 23	Louisiana Tech*	68-61	Reynolds Center
Jan. 25	SMU*	84-86 (OT)	Reynolds Center
Jan. 30	at San Jose State*	57-58	San Jose, Calif.
Feb. 1	at Hawaii*	67-73 (OT)	Honolulu, Hawaii
Feb. 8	Rice*	79-56	Reynolds Center
Feb. 10	at Louisiana Tech*	82-93	Ruston, La.
Feb. 13	Boise State*	71-55	Reynolds Center
Feb. 15	UTEP*	81-58	Reynolds Center
Feb. 19	at SMU*	77-70	Dallas, Texas
Feb. 22	at Gonzaga	60-69	Spokane, Wash.
Feb. 27	Hawaii*	76-51	Reynolds Center
Mar. 1	San Jose State*	74-53	Reynolds Center
Mar. 5	Fresno State*	62-59	Reynolds Center
Mar. 8	at Nevada*	79-73	Reno, Nev.
Mar. 13	UTEP**	81-47	Reynolds Center
Mar. 14	Hawaii**	66-56	Reynolds Center
Mar. 15	Nevada**	75-64	Reynolds Center
Mar. 20	# 22 Dayton%	84-71	Spokane, Wash.
Mar. 22	Wisconsin%	60-61	Spokane, Wash.

South Padre Classic
 *WAC Games
 **WAC Tournament
 %NCAA Tournament

CHAMPIONSHIP TEAM

2007-08 UNIVERSITY OF TULSA



College Basketball Invitational Postseason Champions
Overall Record: 25-14 • C-USA Record: 8-8 (6th place tie)

Front Row (l-r): Director of Basketball Operations Andy Kohut, Assistant Coach David Cason, Ray Reese, Brett McDade, Calvin Walls, Head Coach Doug Wojcik, Rod Earls, Ben Uzoh, Glenn Andrews, Assistant Coach Dave Wojcik, Assistant Coach Jeremy Ballard. **Back Row (l-r):** Manager Brent Booker, Strength Coordinator Paul Arndorfer, Equipment Manager Greg Criser, Shane Heirman, Justin Hurtt, Sam Mitchell, Jeromoe Jordan, Steven Idlet, Bishop Wheatley, Joey Kieval, Will Sanger, Graduate Manager Joe Wallace, Team Physician George Mauerman, Head Trainer Derrick Fitts

Date	Opponent	Score	Site
Nov. 11	Hampton%	55-72	College Park, Md.
Nov. 12	North Florida%	83-66	College Park, Md.
Nov. 16	Arkansas State	75-59	Reynolds Center
Nov. 27	at Oral Roberts	70-84	Tulsa, Okla.
Dec. 1	at Arkansas-Little Rock	51-62	Little Rock, Ark.
Dec. 5	at Oklahoma	55-81	Norman, Okla.
Dec. 9	Central Arkansas	65-52	Reynolds Center
Dec. 15	Texas-Pan American	90-61	Reynolds Center
Dec. 18	Charlotte	75-63	Reynolds Center
Dec. 22	SE Missouri State	89-51	Reynolds Center
Dec. 30	Mississippi Valley	71-46	Reynolds Center
Jan. 7	at Colorado	81-68	Boulder, Colo.
Jan. 12	at UCF*	91-97/3OT	Orlando, Fla.
Jan. 16	Tulane*	65-67/OT	Reynolds Center
Jan. 19	at SMU*	72-71	Dallas, Texas
Jan. 23	#1 Memphis*	41-56	Reynolds Center
Jan. 26	at UTEP*	61-65	El Paso, Texas
Jan. 30	at Marshall*	65-72/OT	Huntington, WV
Feb. 2	SMU*	72-60	Reynolds Center
Feb. 6	at Houston*	81-92	Houston, Texas
Feb. 9	Southern Miss*	78-63	Reynolds Center
Feb. 13	at East Carolina	66-61	Greenville, NC
Feb. 16	UTEP*	73-50	Reynolds Center
Feb. 20	Rice*	68-37	Reynolds Center
Feb. 23	Presbyterian	77-58	Reynolds Center
Feb. 27	at #2/3 Memphis*	67-82	Memphis, Tenn.
Mar. 1	Marshall*	89-64	Reynolds Center
Mar. 5	at UAB*	70-84	Birmingham, Ala.
Mar. 8	UCF*	71-53	Reynolds Center
Mar. 12	East Carolina#	66-49	Memphis, Tenn.
Mar. 13	UAB#	78-68/OT	Memphis, Tenn.
Mar. 14	UTEP#	64-62/OT	Memphis, Tenn.
Mar. 15	at #2/3 Memphis#	51-77	Memphis, Tenn.
Mar. 19	Miami-Ohio**	61-45	Reynolds Center
Mar. 24	Utah**	69-60	Reynolds Center
Mar. 26	Houston**	73-69	Reynolds Center
Mar. 31	Bradley**	73-68	Reynolds Center
Apr. 2	at Bradley**	74-83	Peoria, Ill.
Apr. 4	Bradley**	70-64	Reynolds Center

% O'Reilly Auto Parts CBE Classic
 # C-USA Tournament
 * Conference USA Games
 ** College Basketball Invitational

CHAMPIONSHIP TEAM

2013-14 UNIVERSITY OF TULSA



Conference USA Champions • C-USA Tournament Champions • NCAA Tournament Overall Record: 21-13 • C-USA Record: 13-3 (1st place tie)

Front Row (l-r): Managers Rigby McClure, Jalen Manning, Ben Quint, Drew Friedman **Middle Row (l-r):** Equipment Manager Greg Criser, Director of Operations Justin Bauman, Assistant Coach Wendell Moore, Assistant Coach Brett Ballard, Marquel Curtis, Tim Peete, Head Coach Danny Manning, Pat Swilling Jr., Barrett Hunter, Assistant Coach Steve Woodberry, Director of Player Development Shea Seals, Strength and Conditioning Coach Ryan Horn, Graduate Manager Joe Balestrieri **Back Row (l-r):** Graduate Manager Will Martin, Nick Wood, Shaquille Harrison, Riley Kemmer, Rashad Smith, Brandon Swannegan, D'Andre Wright, Emmanuel Ezechinonso, Lew Evans, TK Edogi, Stevie Repichowski, James Woodard, Rashad Ray, Graduate Manager Baba Diallo

Date	Opponent	Score	Site
Nov. 10	Oral Roberts	68-74	Reynolds Center
Nov. 16	at Missouri State	93-96	Springfield, Mo.
Nov. 20	#14 Wichita State	54-77	Reynolds Center
Nov. 23	at #23 Creighton	72-82	Omaha, Neb.
Nov. 27	vs. Indiana State%	63-62	Anchorage, Alaska
Nov. 29	vs. TCU%	65-72	Anchorage, Alaska
Nov. 30	vs. Green Bay%	59-67	Anchorage, Alaska
Dec. 4	Texas Southern	98-71	Reynolds Center
Dec. 10	UALR	78-64	Reynolds Center
Dec. 14	at Oklahoma	91-101	Norman, Okla.
Dec. 18	Grand Canyon	66-65	Reynolds Center
Dec. 21	at TCU	58-70	Fort Worth, Texas
Dec. 29	at Maryland	74-85	College Park, Md.
Jan. 4	Cal State Fullerton	73-57	Reynolds Center
Jan. 9	Tulane*	97-71	Reynolds Center
Jan. 12	Southern Miss*	75-71	Reynolds Center
Jan. 16	at Charlotte*	86-90/OT	Charlotte, N.C.
Jan. 18	at Marshall*	69-52	Huntington, W.Va.
Jan. 23	Middle Tennessee*	58-53	Reynolds Center
Jan. 25	UAB*	63-70	Reynolds Center
Feb. 1	North Texas*	94-63	Reynolds Center
Feb. 6	at Louisiana Tech*	61-66	Ruston, La.
Feb. 8	at Rice*	66-56	Houston, Texas
Feb. 13	East Carolina*	76-58	Reynolds Center
Feb. 15	Old Dominion*	76-37	Reynolds Center
Feb. 20	at Florida Atlantic*	71-52	Boca Raton, Fla.
Feb. 22	at Florida International*	77-65	Miami, Fla.
Feb. 27	at UTEP*	65-60	El Paso, Texas
Mar. 2	UTSA*	72-70/OT	Reynolds Center
Mar. 6	at North Texas*	79-68	Denton, Texas
Mar. 13	vs. Tulane\$	70-49	El Paso, Texas
Mar. 14	vs. Middle Tennessee\$	76-69	El Paso, Texas
Mar. 15	vs. Louisiana Tech\$	69-60	El Paso, Texas
Mar. 21	vs. #20 UCLA#	58-56	San Diego, Calif.

% C-USA/Safeway Great Alaska Shootout
\$ C-USA Tournament

* Conference USA Games
NCAA Tournament

INTRO

PLAYERS

STAFF

REVIEW

AMERICAN ATHLETIC CONFERENCE

CHAMPIONSHIP TEAM

2019-20 UNIVERSITY OF TULSA



American Athletic Conference Champions Overall Record: 21-10 • AAC Record: 13-5 (1st place tie)

Front Row (l-r): Ryan Gendron, Darien Jackson, Elijah Joiner, Isaiah Hill, Keyshawn Embery-Simpson, Lawson Korita **Back Row (l-r):** Brandon Rachal, Martins Igbanu, Emmanuel Ugboh, Josh Earley, Jeriah Horne, Curtis Haywood II **Not Pictured:** Reggie Jones

Date	Opponent	Score	Site
Nov. 5	Houston Baptist	80-72	Reynolds Center
Nov. 9	at UT Arlington	59-73	Arlington, Texas
Nov. 12	Oral Roberts	74-67	Reynolds Center
Nov. 16	Austin Peay%	72-65	Reynolds Center
Nov. 20	Southeastern La. %	73-66	Reynolds Center
Nov. 27	South Carolina State%	78-47	Reynolds Center
Nov. 30	at Vanderbilt%	67-58	Nashville, Tenn.
Dec. 4	Arkansas-Pine Bluff	72-39	Reynolds Center
Dec. 7	Arkansas State	63-66	Reynolds Center
Dec. 11	Boise State	69-56	Reynolds Center
Dec. 14	at Arkansas	79-98	Fayetteville, Ark.
Dec. 21	vs. Colorado State#	104-111/3OT	BOK Center
Dec. 29	at Kansas State	67-69	Manhattan, Kan.
Jan. 3	Temple*	70-44	Reynolds Center
Jan. 8	at Cincinnati*	44-75	Cincinnati, Ohio
Jan. 11	Houston*	63-61	Reynolds Center
Jan. 15	at ECU*	65-49	Greenville, N.C.
Jan. 18	at Tulane*	67-54	New Orleans, La.
Jan. 22	#20 Memphis*	80-40	Reynolds Center
Jan. 26	at UConn*	79-75/OT	Hartford, Conn.
Feb. 1	#23 Wichita State*	54-51	Reynolds Center
Feb. 6	UConn*	56-72	Reynolds Center
Feb. 9	at UCF*	75-83	Orlando, Fla.
Feb. 12	ECU*	70-56	Reynolds Center
Feb. 15	at USF*	56-48	Tampa, Fla.
Feb. 19	at #22 Houston*	43-76	Houston, Texas
Feb. 22	SMU*	79-57	Reynolds Center
Feb. 25	Tulane*	62-57	Reynolds Center
Feb. 29	UCF*	65-54	Reynolds Center
Mar. 4	at Temple*	61-51	Philadelphia, Pa.
Mar. 8	at Wichita State*	57-79	Wichita, Kan.
Mar. 13	AAC Conference Championship**	Canceled	

% Vanderbilt Invitational
BOK Center Basketball Showdown (BOK Center, Tulsa, Okla.)
* American Athletic Conference Game
** Cancelled due to Pandemic

OPPONENTS

RECORDS

HISTORY

TULSA

ALL-AMERICANS



1954-55

BOB PATTERSON | 1951-55

First-Team Look Magazine, Second-Team Helms Foundation and Converse Yearbook, Third-Team Newspaper Enterprises All-American in 1954-55

Averaged 27.6 points and 13.2 rebounds in 1954-55, and had eight 30+ scoring games that season . . . earned all-Missouri Valley Conference honors for the second straight year . . . was named the MVC Player of the Year . . . was the first Tulsa basketball player to receive All-America honors . . . led Tulsa to an MVC title and an NCAA Tournament appearance . . . led the MVC in scoring as a senior with a 30.5 scoring average in 10 MVC games . . . set eight school records . . . was named to the NCAA Western Regional team.




1972-73 • 1973-74

WILLIE BILES | 1971-74

All-American in 1972-73 and 1973-74

One of the most prolific scorers in Tulsa basketball history . . . averaged 30.3 points in 1972-73 and 24.7 points in 1973-74 . . . was the first player to top 30 points per game in a season since Oscar Robertson . . . was a two-time All-Missouri Valley Conference selection . . . led the MVC in scoring both his junior and senior years . . . scored 40 or more points in eight career games including a career-high 48 points twice.



1968-69

BOBBY "BINGO" SMITH | 1966-69

Second-Team Associated Press and Converse Yearbook All-American in 1968-69

Averaged a team-leading 24.5 points in 1968-69, while shooting 49 percent from the field . . . was named the MVC Player of the Year in 1969 and earned first-team all-conference . . . led the MVC in scoring in 1968-69 . . . completed his career with 1,368 points for a 17.1 scoring average.



1981-82

PAUL PRESSEY | 1980-82

Second-Team UPI, NABC and USBWA, Third-Team Associated Press All-American in 1981-82

Was named the MVC Player of the Year in 1982 . . . led the team in scoring by averaging 13.2 points, rebounding at 6.4 and steals with a 3.2 average . . . led Tulsa to a 24-6 record and NCAA Tournament appearance that year . . . completed his collegiate career with 291 assists and 191 steals, leading Tulsa to a 50-13 record in two seasons.



STEVE HARRIS | 1981-85

First-Team UPI, Third-Team Basketball Times All-American in 1984-85

Led Tulsa in scoring as a senior with a 23.6 average . . . shot 55-percent from the field and 87-percent from the free throw line in 1984-85 . . . as a senior, he became Tulsa's all-time leading scorer by tallying 2,272 career points . . . was a three-time all-Missouri Valley Conference selection . . . led Tulsa in scoring in his final three seasons and led Tulsa to three NCAA tournament appearances.



SHEA SEALS | 1993-97

Third-Team Associated Press and NABC All-American in 1996-97

Led Tulsa in scoring with a 20.7 average in 1996-97 . . . earned first-team all-Western Athletic Conference honors . . . was also a finalist for the Naismith College Player of the Year Award and a John R. Wooden Award candidate . . . completed his career as Tulsa's all-time scoring leader . . . became the first player in school history to compile more than 2,000 points, 700 rebounds, 375 assists and 200 steals in a career.

Tulsa Academic All-Americans

(First, Second, Third-Team Selections)

Bruce Davis • Forward/Center • 1965-68

Third-Team Academic All-America in 1968-69

Was a three-year letterwinner for the Golden Hurricane . . . played in 47 career varsity games . . . averaged 4.7 points and 3.8 rebounds as a senior in 1968-69 . . . scored a career game-high of 15 points as a senior . . . was a business administration major.

Michael Ruffin • Forward • 1996-99

GTE/CoSIDA First-Team Academic All-America in 1998-99

A four-year letterwinner and starter . . . was a recipient of the NCAA Top VIII award in January 2000 . . . earned a 3.72 grade point average in chemical engineering . . . was a three-time all-WAC Academic selection . . . played in 128 career games and started 115 . . . finished his college career as Tulsa's all-time leader in rebounding (1,211) and blocked shots (266) . . . also completed his career ranked among the school's top 15 in career points (12th, 1209) and steals (sixth, 153) . . . ranked eighth nationally in rebounding and 18th in blocked shots in 1998-99 . . . led the Western Athletic Conference in rebounding (10.4) and was second in blocked shots (2.6), while also averaging 11.6 points as a senior . . . was a two-time all-WAC selection and was named to the WAC's all-defensive team three years . . . was selected as the 1999 College Hoops Insider Student-Athlete of the year for basketball . . . was the 32nd overall selection in the 1999 NBA Draft, and the third pick of the Chicago Bulls.

Jason Parker • Guard • 2000-04

CoSIDA Second-Team Academic All-America, 2003-04; Third-Team Academic All-American, 2002-03

A four-year letterwinner and two-year starter . . . was one of three finalists for the 2003-04 Cremland Dairies Collegiate Basketball Award . . . earned a 3.52 grade point average in management information systems . . . was a four-time all-Western Athletic Conference Academic selection . . . played in 133 career games . . . completed his career ranked 10th on the school's career scoring chart with 1,401 points, sixth on the assists (322) and three-point field goals made lists (163), and seventh on the steals chart (166) . . . had 72 career games scoring in double-figures . . . scored over 20 points 17 times in his career and had 10 of those games this year . . . had a career-best 33 points at Louisiana Tech . . . completed his senior season averaging 16.9 points, 3.5 rebounds, 2.9 assists and 1.6 steals, while leading Tulsa in scoring, assists and steals.

Honorable Mention All-America Selections

Warren Shackelford	1952-53
Jim King	1962-63
Rick Park	1964-64
Julian Hammond	1965-66
Dana Lewis	1970-71
Steve Bracey	1971-72
Ken Smith	1974-75
Greg Stewart	1980-81, 1981-82
Steve Harris	1982-83, 1983-84
Ricky Ross	1983-84
Shea Seals	1994-95, 1995-96
Eric Coley	1999-2000

Jeff Kovach was selected to the Academic All-America Eighth-Team in 1977-78.

Retired Jerseys




#30 Bob Patterson • 1951-55

Consensus All-American • member of TU Athletic Hall of Fame • holds school single-season rebounding record with 370 (28 games, 1954-55) and ranks second on the all-time single-season scoring list with 773 points in 1954-55 • first Hurricane player to be drafted by the NBA (Boston Celtics '55) • considered instrumental in lifting TU basketball into national prominence.




#24 James "Country" King • 1959-63

Was a three-year letterwinner and had an all-star career that led to many years in the NBA • was an outstanding playmaker • capped his senior season by earning Honorable Mention All-America merits • was a two-time first-team all-Missouri Valley Conference performer • scored at a 16.2 clip as a senior with career-bests of 39 points and 13 rebounds • averaged 18.4 points as a junior • completed his career with 1,119 points for a 14.7 scoring average, while averaging 6.9 rebounds in his 76 career games played • was inducted into the TU Athletic Hall of Fame in 1984 • spent 10 years in the NBA with Los Angeles, San Francisco, Cincinnati and Chicago • his jersey was retired on February 24, 2000.



#25 Paul Pressey • 1980-82

Named All-American by USBWA, NABC, second-team AP and third-team UPI among others • set school records for steals, assists and blocked shots • led Hurricane to a 50-13 record in two seasons • led TU to 1981 NIT Championship, Top Ten national ranking and NCAA tournament appearance in 1982 • set NIT single-game record for steals with seven • named MVC and District V Player of the Year • twice led MVC, and in '81, led nation in steals • Sports Illustrated Player of the Week (12-15-80) • selected to five senior all-star games including the Pizza Hut Classic • was the 20th player selected in the first round of the NBA draft by Milwaukee.



#20 Steve Harris • 1981-85

Named second-team All-American by UPI and third-team by *Basketball Times* • scored 2,272 career points • was a three-time first-team all-MVC selection • scored in double figures in 109 of 122 career games • named the MVC Newcomer of the Year in 1981-82 season • TU's all-time sophomore scoring leader with 574 points • led TU to four post-season tournament appearances • was the 19th player selected in first round of the NBA draft by Houston.




#21 Shea Seals • 1993-97

Tulsa's all-time leading scorer with 2,288 career points • was a third-team Associated Press and NABC All-America selection in 1996-97 • was a top-12 finalist for the Naismith College Player of the Year Award and a candidate for the John R. Wooden Award as a senior • the only player in school history to register over 2,000 points, 700 rebounds, 350 assists and 200 steals • had 115 double-digit scoring games in his career • was the only player in school history to score over 400 points in all four years of his collegiate career • was a two-year selection to the Missouri Valley Conference first team and named to the Western Athletic Conference first team in 1996-97 • led Tulsa to four straight NCAA Tournament appearances • ranks among the school's top-5 career leaders in assists (388), steals (222) and rebounds (777).



#12 Willie Biles • 1970-74

A sharpshooter who scored over 30 points 15 times in his 65-game varsity career • was a two-time All-American and two-time first-team all-Missouri Valley Conference selection • averaged 30.3 points and 7.5 rebounds as a junior in 1972-73 • tallied 24.7 points and 6.8 rebounds his senior season • scored a school record 48 points twice in his career.



#32 Bobby "Bingo" Smith • 1965-69

An offensive powerhouse scoring 1,368 points in his 77 games as a Hurricane • was a second-team All-America selection, the Missouri Valley Conference Player of the Year and an MVC first-team all-conference selection his senior season • averaged 17.8 points and 9.5 rebounds, shooting .472 for his career • drafted with the sixth pick in the first round of the 1969 NBA Draft by the San Diego Rockets • his number 7 jersey was retired by the Cleveland Cavaliers on Dec. 4, 1979 after his 11-year career • was inducted into the TU Athletic Hall of Fame in 1984.

Tulsa's NBA Players

(Four First Round Draft Picks)

Warren Shackelford	Syracuse Nationals, 1953
Glen Dille	Syracuse Nationals, 1953
Dick Nunneley	Milwaukee Hawks, 1954
Bob Patterson	Boston Celtics, 1955
Roger Wendel	Cincinnati Royals (12th Round), 1959
Bobby Goodall	Minneapolis Lakers (6th Round), 1960
David Voss	Chicago Packers (6th Round), 1961
Jim King	Los Angeles Lakers (2nd Round/14th pick), 1963
Bill Kusleika	Baltimore Bullets (10th Round), 1964
Rick Park	Philadelphia 76ers (13th Round), 1965
Julian Hammond	Los Angeles Lakers (9th Round), 1966
Sherman Dillard	Philadelphia 76ers (15th Round), 1967
Eldridge Webb	San Diego Rockets (6th Round), 1968
Bingo Smith	San Diego Rockets (1st Round/6th pick), 1969
Larry Cheatham	San Diego Rockets (9th Round), 1969
Al Cueto	Seattle Supersonics (10th Round), 1969
Rob Washington	Baltimore Bullets (12th Round), 1969
Dana Lewis	Philadelphia 76ers (1st Round/12th pick), 1971
Steve Bracey	Atlanta Hawks (2nd Round/21st pick), 1972
Jim Clesson	Atlanta Hawks (10th Round), 1972
Larry Morris	Portland Trailblazers (13th Round), 1972
Willie Biles	Golden State Warriors (4th Round), 1974
Sammy High	Detroit Pistons (7th Round), 1974
Ken Smith	Houston Rockets (4th Round), 1975
Teko Wynder	Philadelphia 76ers (5th Round), 1977
Paul Pressey	Milwaukee Bucks (1st Round/20th pick), 1982
Greg Stewart	Boston Celtics (4th Round), 1982
Ricky Ross	Washington Bullets (3rd Round), 1984
Bruce Vanley	Kansas City Kings (6th Round), 1984
Steve Harris	Houston Rockets (1st Round/19th pick), 1985
Herb Johnson	Cleveland Cavaliers (3rd Round), 1985
Brian Rahilly	Philadelphia 76ers (4th Round), 1987
David Moss	Portland Trailblazers (5th Round), 1987
Tracy Moore	Dallas Mavericks (Free Agent), 1991
Gary Collier	Cleveland Cavaliers (2nd Round/42nd pick), 1994
Shea Seals	Los Angeles Lakers (Free Agent), 1997
Michael Ruffin	Chicago Bulls (2nd Round/32nd pick), 1999
Jerome Jordan	Milwaukee Bucks (2nd Round/44th pick), 2010/ traded to NY Knicks
Ben Uzoh	New Jersey Nets (Free Agent), 2010
Shaquille Harrison	Phoenix Suns (Free Agent), 2018
DaQuan Jeffries	Orlando Magic (Free Agent), 2019
Brandon Rachal	Brooklyn Nets (Free Agent), 2021

Tulsa Athletic Hall of Fame

INDUCTEE, SPORT, YEAR

Sid Abramowitz, Football 1979-82	2006
David Alexander, Football 1982-86	2003
Billy Guy Anderson, Football 1963-65	1986
Steve August, Football 1972-76	2001
Kathy Baker, Golf 1979-83	1992
Chet Benefiel, Football 1928-31	1983
Roy "Skeeter" Berry, Football 1932-34	1997
Willie Biles, Basketball 1971-74	1994
Dan Bitson, Football 1987-91	2007
Don Blackmon, Football 1976-80	1989
Madison Blevins, Football 1914-16	1983
Jeb Blount, Football 1972-75	2022
William Boehm, Football 1929-32	1987
J. R. Boone, Football 1944-47	1999
Steve Bowling, Baseball 1971-74	1988
Steve Bracey, Basketball 1970-72	2000
Bob Breitenstein, Football 1962-64	1994
Hardy Brown, Football 1945-47	1994
Bob Brumble, Football 1957-59	2002
Huynh Bui, Soccer 1980-83	2013
Cliff Butcher, Baseball 1969-71	2001
Dennis Byrd, Football 1984-88	2004
Gerin Cameron, Tennis 1936-38	1983
Ron Carson, Basketball 1966-70	1998
Murl Cline, Football 1923-26	1988
John Cooper, Football Coach 1977-84	2011
Dick Courter, Basketball 1951-55	1992
Jerry D'Arcy, Football 1942, 46-47	1992
Glenn Dobbs, Football, 1940-42	1982
Football Coach 1961-68	
Athletic Director 1955-70	
F.A. Dry, Football Coach, 1972-76	2019
Ed Dubie, FB, MBB, BSB, T&F 1928-31	2017
Charles Dugger, Football 1931-34	1989
Amy Edwards, Women's Soccer 1988-91	2013
James Finks, Football 1946-48	1987
Henry Frnka, Football Coach 1940-46	1983
Steve Gage, Football 1983-86	2000
Clyde Goodnight, Football 1942-44	1989
Nelson Greene, Football 1941-42, 46-47	1999
Ivan Grove, Football 1914, 16-19	1982
Michael Gunter, Football 1980-83	1996
Wes Hamilton, Football 1971-75	
Ham Harmon, Football 1934-36	1986
Bill Hall, Tennis 1952-55	2004
Steve Harris, Basketball 1982-85	1995
Holly Hartley, Golf 1976-79	1997
Ken Hayes, Basketball Coach 1968-75	2008
Bob Hellinghausen, Football 1943-46	1996
Elmer "Gloomy Gus" Henderson, Football Coach 1925-35	2015
Phil Honeycutt, Baseball 1969-71	2013
Tommy Hudspeth, Football 1950-52	1993
Al Humphrey, Football 1971-1974	2005
Clarence Iba, Basketball Coach 1949-60	1994
Al Jenkins, Football 1966-69	1999
Ellis Jones, Football 1942-44	1983
X. Elno Jones, Football 1926-28	1984
Jeff Jordan, Football 1961-64	1988
Sax Judd, Football 1940-42	1986
Bob Junko, Football 1964-67	2007
Jerry Keeling, Football 1958-60	1989
N.A. Keithly, Football 1940-42	2002
James King, Basketball 1959-63	1984
Kevin King, Soccer 1988-91	2003
Bill Kusleika, Basketball 1962-64	1987
Ken Lacy, Football 1979-82	1998
Steve Largent, Football 1972-75	1991
Rube Leekley, Football 1915-16	2003
Clyde LeForce, Football 1942-43, 46	1986
Rogers Leheuw, Football 1946-49	1997
Dana Lewis, Basketball, 1969-71	2019
Lauren Lindsay, Softball 2007-10	2017
Tony Liscio, Football 1959-62	2004
Nancy Lopez, Golf 1975-77	1991
Adele Lukken, Golf 1983-86	1998

CLASS

Mike Marrs, Baseball-Basketball 1965-68	2006
Marvin Matuszak, Football 1951-52	1983
Kelly May, Volleyball 1977-80	1995
Sam McBirney, Football Coach 1908, 14-16	1991
Dale McNamara, Golf Coach 1974-2000	1996
Melissa McNamara, Golf 1984-88	1999
Tom Miner, Football 1951-53	1989
Tracy Moore, Basketball 1984-88	2005
Ronnie Morris, Football 1950-52	1988
David Moss, Basketball 1983-87	2007
Dick Nunneley, Basketball 1951-54	1985
Chris O'Hare, Track and Field 2009-13	2022
Jerry Ostroski, Football 1988-91	2008
Rick Park, Basketball 1963-65	1990
Bob Patterson, Basketball 1951-55	1982
Drew Pearson, Football 1970-72	1985
Layn Phillips, Tennis 1971-74	1990
Ishmael Pilkington, Football 1930-31	1983
Ryan Pore, Men's Soccer 2002-04	2022
Stacy Prammanasudh, Women's Golf 1998-2002	2017
Paul Pressey, Basketball 1980-82	1993
Felto Prewitt, Football 1943-45	1988
Cal Purdin, Football 1940-42	1990
Nolan Richardson, Basketball Coach 1980-85	2006
Jerry Rhome, Football 1963-64	1984
Neil Ridley, Basketball 1947-51	1995
Jillian Robbins, Women's Basketball 2003-07	2015
Les Rogers, Baseball 1969-70	1989
Steve Rogers, Baseball 1968-71	1985
Jody Rosenthal, Golf 1981-85	1993
T.J. Rubley, Football 1987-91	2015
Michael Ruffin, Basketball 1995-99	2015
Francis Schmidt, Football Coach 1919-21	1993
Basketball Coach 1918-22	
Drane Scrivener, Football 1970-72	1990
Michelle Sechser, Rowing 2004-08	2022
Shea Seals, Basketball 1993-97	2011
Roy Selby, Football 1925-28	1988
Mike Sember, Baseball 1971-74	2011
Warren Shackelford, Basketball 1949-53	1998
Gene Shell, Baseball Coach 1965-80	2002
Bobby Smith, Basketball 1967-69	1984
Fred Smith, Football 1947-50	2005
Lovie Smith, Football 1976-79	1999

Orlando "Tubby" Smith, Basketball Coach 1991-95	2022
David Smoot, Men's Track & Field 1960-63	2017
Benton Springer, Football 1917-19	1996
Bob St. Clair, Football 1952	1991
Ron Streck, Golf 1973-76	1997
Roy Stuart, Football 1939-41	1993
Neal Sweeney, Football 1965-66	1995
Jerry Tabb, Baseball 1970-73	1987
Willie Townes, Football 1964-65	1986
Howard Twilley, Football 1963-65	1984
James Unruh, Golf 1947-50	1995
Kaye Vaughan, Football 1950-52	1990
Anousjka Van Exel, Tennis 1997-99	2019
Frank Velez, Soccer 1988-91	2000
William Volok, Football 1931-33	1984
David Voss, Basketball 1957-61	2001
Howard Waugh, Football 1951-52	1983
Roger Wendel, Basketball 1955-59	2000
George Willis, Basketball 1930-33	1998
Camp Wilson, Football 1943-45	1998
Doug Wyatt, Football 1965-68	2006
John Young, Football 1914-16, 19	1984

HALL OF FAME HONOR TEAMS

1916 Football Team	1995
1919 & 1920 Football Teams	1997
1920-21 National AAU Basketball Team	2004
1941 Sun Bowl Champion Football Team	2001
1942 Sugar Bowl Football Team	1992
1943 Sugar Bowl Football Team	2005
1944 Orange Bowl Champion Football Team	1994
1945 Oil Bowl Football Team	2008
1952 Gator Bowl Football Team	2000
1954-55 NCAA Basketball Team	2002
1964 Bluebonnet Bowl Champion Football Team	2003
1969 College Baseball World Series Runner-up Team	1993
1971 College Baseball World Series Team	2022
1980 Women's Golf National Champion Team	2007
1980-81 NIT Champion Basketball Team	1998
1988 NCAA Women's Golf Championship Team	2019
1991 Football Freedom Bowl Championship Team	2013
1991 Men's Soccer Team	2011
1982 Women's Golf National Champion Team	1991
1982 Football Team	2017

Tulsa's Winningest Teams

	Record	Year	Postseason	Coach (year as coach)
1.	32-5	1999-00	NCAA Elite Eight	Bill Self (3rd year)
2.	27-4	1983-84	NCAA	Nolan Richardson (4th year)
3.	27-7	2001-02	NCAA Second Round	John Phillips (1st year)
4.	26-7	1980-81	NIT Champions	Nolan Richardson (1st year)
	26-11	2000-01	NIT Champions	Buzz Peterson (1st year)
6.	25-11	2008-09	NIT Second Round	Doug Wojcik (4th year)
	25-14	2007-08	CBI Champions	Doug Wojcik (3rd year)
8.	24-6	1981-82	NCAA	Nolan Richardson (2nd year)
	24-8	1994-95	NCAA Sweet 16	Tubby Smith (4th year)
	24-10	1996-97	NCAA Second Round	Steve Robinson (2nd year)
11.	23-8	1993-94	NCAA Sweet 16	Tubby Smith (3rd year)
	23-8	1984-85	NCAA	Nolan Richardson (5th year)
	23-9	1985-86	NCAA	J.D. Barnett (1st year)
	23-10	1998-99	NCAA Second Round	Bill Self (2nd year)
	23-10	2002-03	NCAA Second Round	John Phillips (2nd year)
	23-11	2014-15	NIT Second Round	Frank Haith (1st year)
	23-12	2009-10	NIT	Doug Wojcik (5th year)
18.	22-8	1986-87	NCAA	J.D. Barnett (2nd year)
	22-8	1995-96	NCAA	Steve Robinson (1st year)
20.	21-7	1954-55	NCAA	Clarence Iba (6th year)
21.	21-10	2019-20	n/a	Frank Haith (6th year)
22.	21-13	2013-14	NCAA	Danny Manning (2nd year)
23.	20-11	2006-07	n/a	Doug Wojcik (2nd year)
	20-12	2015-16	NCAA	Frank Haith (2nd year)

INTRO

PLAYERS

STAFF

REVIEW

CONFERENCE

OPPONENTS

RECORDS

HISTORY

Tubby Smith coached Tulsa to consecutive Sweet Sixteen appearances in 1994 and 1995. He won 74 games in four seasons as head coach at TU, from 1991-95.




Tulsa Coaches Ranked By Wins

Rk.	Coach	Wins	Avg.	Years (total)
1.	Doug Wojcik	140	20.0	2005-12 (7)
2.	Frank Haith	138	17.3	2014-22 (8)
3.	Clarence Iba	137	12.5	1949-60 (11)
4.	Nolan Richardson	119	23.8	1980-85 (5)
5.	Ken Hayes	117	16.7	1968-75 (7)
6.	J.D. Barnett	106	17.7	1985-91 (6)
7.	Joe Swank	102	12.8	1960-68 (8)
8.	Bill Self	74	24.7	1997-00 (3)
	Orlando "Tubby" Smith	74	18.3	1991-95 (4)
10.	Francis Schmidt	73	12.2	1915-17, 1918-22 (6)
11.	Chet Benefiel	65	9.3	1932-39 (7)
12.	John Phillips	61	15.3	2001-05 (3 1/3)
13.	Steve Robinson	46	23.0	1995-97 (2)
14.	Jim King	44	11.0	1975-80 (4-2/3)
15.	Danny Manning	38	19.0	2012-14 (2)
16.	Buzz Peterson	26	26.0	2000-01 (1)
17.	Oliver Hodge	20	10.0	1930-32 (2)
18.	Howard Acher	16	5.3	1922-25 (3)
	J.B. Miller	16	3.2	1925-30 (5)
20.	H.B. "Tex" Ryon	15	7.5	1939-40, 1941-42 (2)
21.	Jack Sterrett	12	12.0	1940-41 (1)
22.	Don Shields	11	5.5	1945-47 (2)
	John Garrison	11	5.5	1947-49 (2)
24.	Alvin "Pooh" Williamson	7	7.0	2004-05 (22 games)
25.	Forest Rees	6	6.0	1914-15 (1)
26.	Woody West	5	5.0	1943-44 (1)
27.	W.R. Bergen	4	2.0	1907-09 (2)
	Paul Alyea	4	4.0	1944-45 (1)
29.	Harvey Allen	3	3.0	1913-14 (1)
30.	Bill Franey	2	2.0	1980 (9 games)
31.	Hal Mefford	1	1.0	1917-18 (1)
32.	Mike Milligan	0	0.0	1942-43 (1)

Tulsa Coaches Year-By-Year

Coaches	Years	Seasons	W	L	Games	Pct
W.R. Bergen	1907-09	2	4	2	6	.667
Harvey Allen	1913-14	1	3	2	5	.600
Forest Rees	1914-15	1	6	3	9	.667
Francis Schmidt	1915-17, 18-22	6	73	26	99	.737
Hal Mefford	1917-18	1	1	5	6	.167
Howard Acher	1922-25	3	16	12	28	.571
J.B. Miller	1925-30	5	16	45	61	.262
Oliver Hodge	1930-32	2	20	11	31	.645
Chet Benefiel	1932-39	7	65	65	130	.500
H.B. "Tex" Ryon	1939-40, 41-42	2	15	28	43	.349
Jack Sterrett	1940-41	1	12	9	21	.571
Mike Milligan	1942-43	1	0	10	10	.000
Woody West	1943-44	1	5	3	8	.625
Paul Alyea	1944-45	1	4	8	12	.333
Don Shields	1945-47	2	11	31	42	.262
John Garrison	1947-49	2	11	36	47	.234
Clarence Iba	1949-60	11	137	147	284	.482
Joe Swank	1960-68	8	102	103	205	.498
Ken Hayes	1968-75	7	117	69	186	.629
Jim King	1975-80	4 2/3	44	82	126	.349
Bill Franey	1980	1/3	2	7	9	.222
Nolan Richardson	1980-85	5	119	37	156	.763
J.D. Barnett	1985-91	6	106	75	181	.586
Tubby Smith	1991-95	4	79	43	122	.648
Steve Robinson	1995-97	2	46	18	64	.719
Bill Self	1997-00	3	74	27	101	.733
Buzz Peterson	2000-01	1	26	11	37	.702
John Phillips	2001-05	3 1/4	61	42	103	.592
Alvin Williamson	2004-05	3/4	7	15	22	.318
Doug Wojcik	2005-12	7	140	92	232	.603
Danny Manning	2012-14	2	38	29	67	.567
Frank Haith	2014-22	8	138	108	246	.561
Total		111	1498	1201	2699	.555

Bill Self led Tulsa to two NCAA Tournament appearances and the NCAA Elite Eight in 2000. He totaled 74 wins in three seasons from 1997-00.



Conference Year-By Year

Missouri Valley Conference

(Tulsa was a member of the MVC from 1934-35 to 1995-96)

Year	Champion	TU Record (Place)
1934-35	Creighton, Drake	4-8 (7th)
1935-36	Creighton, Drake, Oklahoma A&M	5-7 (5th)
1936-37	Oklahoma A&M	4-8 (5th)
1937-38	Oklahoma A&M	8-6 (3rd)
1938-39	Oklahoma A&M, Drake	8-6 (3rd, tie)
1939-40	Oklahoma A&M	5-7 (5th)
1940-41	Creighton	7-5 (3rd)
1941-42	Oklahoma A&M, Creighton	3-7 (5th)
1942-43	Creighton	0-10 (6th)
1943-44	Oklahoma A&M	5-3*
1944-45	Oklahoma A&M	4-8*
1945-46	Oklahoma A&M	3-9 (7th)
1946-47	St. Louis	3-9 (5th, tie)
1947-48	Oklahoma A&M	2-8 (5th)
1948-49	Oklahoma A&M	0-10 (6th)
1949-50	Bradley	3-9 (6th)
1950-51	Oklahoma A&M	4-10 (6th, tie)
1951-52	St. Louis	5-5 (3rd)
1952-53	Oklahoma A&M	5-5 (2nd, tie)
1953-54	Oklahoma A&M	5-5 (3rd)
1954-55	Tulsa, St. Louis	8-2 (1st, tie)
1955-56	Houston	4-8 (5th)
1956-57	St. Louis	5-9 (5th, tie)
1957-58	Cincinnati	4-10 (6th, tie)
1958-59	Cincinnati	2-12 (7th, tie)
1959-60	Cincinnati	5-9 (6th)
1960-61	Cincinnati	2-10 (6th)
1961-62	Cincinnati**, Bradley	4-8 (6th)
1962-63	Cincinnati	5-7 (5th)
1963-64	Wichita State**, Drake	2-10 (6th)
1964-65	Wichita State	7-7 (5th)
1965-66	Cincinnati	6-8 (6th, tie)
1966-67	Louisville	10-4 (2nd)
1967-68	Louisville	5-11 (7th)
1968-69	Louisville, Drake**	11-5 (3rd)
1969-70	Drake	8-8 (5th)
1970-71	Drake**, Louisville, St. Louis	8-6 (4th, tie)
1971-72	Louisville**, Memphis State	5-9 (6th)
1972-73	Memphis State	10-4 (3rd)
1973-74	Louisville	7-6 (3rd, tie)
1974-75	Louisville	5-9 (6th)
1975-76	Wichita State	4-8 (4th, tie)
1976-77	New Mexico State, So. Illinois	3-9 (7th)
1977-78	Creighton	7-9 (7th)
1978-79	Indiana State	7-9 (7th)
1979-80	Bradley	5-11 (8th, tie)
1980-81	Wichita State	11-5 (2nd, tie)
1981-82	Bradley	12-4 (2nd, tie)
1982-83	Wichita State	11-7 (3rd, tie)
1983-84	Tulsa, Illinois State	13-3 (1st, tie)
1984-85	Tulsa	12-4 (1st)
1985-86	Bradley	10-6 (2nd, tie)
1986-87	Tulsa	11-3 (1st)
1987-88	Bradley	4-10 (7th)
1988-89	Creighton	10-4 (2nd, tie)
1989-90	Southern Illinois	9-5 (2nd, tie)
1990-91	Creighton	10-6 (3rd)
1991-92	Southern Illinois, Illinois State	12-6 (4th, tie)
1992-93	Illinois State	10-8 (4th)
1993-94	Tulsa	15-3 (1st)
1994-95	Tulsa	15-3 (1st)
1995-96	Bradley	12-6 (3rd)

* No conference competition due to World War II.

** Won playoff for title.

Western Athletic Conference

(Tulsa was a member of the WAC from 1996-97 through 2004-05)

Year	Regular Season Champion	Tournament Champion	Tulsa's Regular Season Record (Place)
1996-97	Utah (Mountain Div.)	Utah	12-4 (2nd, Mtn. Div.)
1997-98	TCU (Pacific Div.)	UNLV	9-5 (3rd, Pacific Div.)
1998-99	Tulsa/UNLV (Pac. Div.)	Utah	9-5 (1st tie, Mtn. Div.)
1999-00	Tulsa	Fresno State	12-2 (1st)
2000-01	Fresno State	Fresno State	10-6 (2nd)
2001-02	Tulsa/Hawaii	Hawaii	15-3 (1st, tie)
2002-03	Fresno State	Tulsa	12-6 (2nd)
2003-04	Nevada	Nevada	5-13 (8th, tie)
2004-05	Nevada	UTEP	5-13 (9th)

Conference USA


(Tulsa was a member of Conference USA from 2005-06 through 2013-14)

Year	Regular Season Champion	Tournament Champion	Tulsa's Regular Season Record (Place)
2005-06	Memphis	Memphis	6-8 (6th, tie)
2006-07	Memphis	Memphis	9-7 (4th, tie)
2007-08	Memphis	Memphis	8-8 (6th, tie)
2008-09	Memphis	Memphis	12-4 (2nd)
2009-10	UTEP	Houston	10-6 (5th)
2010-11	UAB	Memphis	11-5 (2nd)
2011-12	Memphis	Memphis	10-6 (3rd)
2012-13	Memphis	Memphis	8-8 (5th)
2013-14	Tulsa/LATech/MidTenn/SoMiss	Tulsa	13-3 (1st, tie)

American Athletic Conference

(Tulsa has been a member of the American Athletic Conference since 2014-15)

Year	Regular Season Champion	Tournament Champion	Tulsa's Regular Season Record (Place)
2014-15	SMU	SMU	14-4 (2nd)
2015-16	Temple	UConn	12-6 (3rd, tie)
2016-17	SMU	SMU	8-10 (7th)
2017-18	Cincinnati	Cincinnati	12-6 (4th)
2018-19	Houston	Cincinnati	8-10 (7th)
2019-20	Tulsa/Houston/Cincinnati	n/a (Canceled)	13-5 (1st, tie)
2020-21	Wichita State	Houston	7-9 (7th)
2021-22	Houston	Houston	4-14 (10th)



Steve Harris (1981-85)
led Tulsa to consecutive Missouri Valley Conference Championships in 1983-84 and 1984-85.

INTRO

PLAYERS

STAFF

REVIEW

AMERICAN ATHLETIC CONFERENCE

OPPONENTS

RECORDS

HISTORY

Conference All-TEAM Selections

MVC

Year	Player
1934-35	Herb Larsen
1935-36	Ned Butler
	Robert Jones
1937-38	Robert Jones
1938-39	Bob Patterson
1939-40	Harry Lamprich
1940-41	Clarence Ehlers
1945-46	Gerald Carrens
1949-50	Neil Ridley
1951-52	Dick Nunneley
	Warren Shackelford
1952-53	Dick Nunneley
	Warren Shackelford
	Mark Arrington
1953-54	Dick Nunneley
	Bob Patterson
1954-55	Bob Patterson
	Dick Courter
1955-56	Junior Born
1957-58	Roger Wendel
1958-59	Roger Wendel
1959-60	David Voss
1960-61	David Voss
1961-62	Jim King
1962-63	Bill Kusleika
	Jim King
1963-64	Bill Kusleika
1964-65	Rick Park
1965-66	Julian Hammond
1966-67	Eldridge Webb
1968-69	Bobby Smith
	Rob Washington
1969-70	Ron Carson
	Dana Lewis
1970-71	Dana Lewis
1971-72	Steve Bracey
1972-73	Sammy High
	Willie Biles
1973-74	Willie Biles
1974-75	Ken Smith
1976-77	Dan O'Leary (second-team)
1979-80	Bob Stevenson (second-team)
1980-81	Paul Pressey (first-team)
	Greg Stewart (second-team)
	David Brown (second-team)
1981-82	Paul Pressey (first-team)
	Greg Stewart (second-team)
1982-83	Steve Harris (first-team)
	Ricky Ross (second-team)
1983-84	Steve Harris (first-team)
	Ricky Ross (first-team)
1984-85	Steve Harris (first-team)
	Herbert Johnson (second-team)
1985-86	Tracy Moore (first-team)
	David Moss (second-team)
1986-87	David Moss (first-team)
	Tracy Moore (first-team)
	Brian Rahilly (second-team)
1987-88	Tracy Moore (first-team)
1988-89	Lamont Randolph (second-team)
	Ray Wingard (second-team)
1989-90	Lamont Randolph (second-team)
1990-91	Marcell Gordon (first-team)
1991-92	Mark Morse (first-team)
1992-93	Gary Collier (second-team)
	Mark Morse (first-team)
	Gary Collier (second-team)
1993-94	Gary Collier (first-team)
	Lou Dawkins (second-team)
1994-95	Shea Seals (first-team)
	Alvin "Pooh" Williamson (first-team)
1995-96	Shea Seals (first-team)

WAC

Year	Player
1996-97	Shea Seals (first-team/Mountain Division)
	Michael Ruffin (all-defensive team/Mountain Division)
1997-98	Michael Ruffin (first-team, all-defensive team/Pacific Division)
	Rod Thompson (second-team/Pacific Division)
	Eric Coley (all-defensive team/Pacific Division)
1998-99	Michael Ruffin (second-team, all-defensive team/Mountain Division)
	Brandon Kurtz (second-team, all-newcomer team/Mountain Division)
	Greg Harrington (all-newcomer team/Mountain Division)
1999-00	Eric Coley (first-team and all-defensive team)
	Brandon Kurtz (second-team)
	David Shelton (second-team and all-newcomer team)
	Tony Heard (all-defensive team)
2000-01	Kevin Johnson (second-team)
	Dante Swanson (all-defensive team)
2001-02	Greg Harrington (first-team)
	Kevin Johnson (second-team)
	Dante Swanson (second-team and all-defensive team)
2002-03	Kevin Johnson (first-team and all-defensive team)
	Dante Swanson (second-team)
	Jason Parker (second-team)
2003-04	Jason Parker (second-team)
	Jarius Glenn (all-defensive team)
2004-05	Jarius Glenn (all-defensive team)

C-USA

Year	Player
2006-07	Rod Earls (third-team)
	Ben Uzoh (all-freshman team)
2007-08	Ben Uzoh (second-team)
	Jerome Jordan (all-defensive team)
2008-09	Jerome Jordan (first-team and all-defensive team)
	Ben Uzoh (second-team)
2009-10	Ben Uzoh (first-team)
	Jerome Jordan, (second-team and all-defensive team)
2010-11	Justin Hurtt (first-team)
	Jordan Clarkson (all-freshman team)
2011-12	Jordan Clarkson (first-team)
2012-13	James Woodard (all-freshman team)
	D'Andre Wright (all-freshman team)
2013-14	James Woodard (second-team)

AAC

Year	Player
2014-15	James Woodard (first-team)
	Shaquille Harrison (second-team)
2015-16	James Woodard (first-team)
	Shaquille Harrison (second-team)
2017-18	Junior Etou (second-team)
2018-19	DaQuan Jeffries (third-team)
2019-20	Martins Igbanu (first-team)
	Brandon Rachal (third-team)
2020-21	Brandon Rachal (second-team)

Academic All-Conference

MVC

1987	David Moss
	Don Royster
1989	Jason Ludwig
	Alyn Thomsen
	Fallon Wacasey
1990	Brian Loyd
1991	Jason Ludwig
1992	Bennie Gibbs

WAC

1997	Jonnie Gendron
	Michael Ruffin
1998	Jonnie Gendron
	Michael Ruffin
1999	Michael Ruffin
	Shawn Williams
2001	Jack Ingram
	Jason Parker
2002	Jack Ingram
	Jason Parker
2003	Jason Parker
2004	Jason Parker
2005	Brett McDade
	Charles Ramsdell

C-USA

2007	Brett McDade
2009	Steven Idlet
	Sam Mitchell
2012	Steven Idlet

C-USA Commissioners Honor Roll

2006	Sean Coleman
	Brett McDade
	Sam Mitchell
	Charles Ramsdell
2007	Kyle Young
	Joey Kieval
	Brett McDade
	Sam Mitchell
	Charles Ramsdell
2008	Kyle Young
	Steven Idlet
	Bett McDade
	Sam Mitchell
2009	Ben Uzoh
	Steven Idlet
	Sam Mitchell
2010	Will Sanger
	Steven Idlet
	Kodi Maduka
	D.J. Magley
2011	Will Sanger
	Steven Idlet
	Kodi Maduka
	D.J. Magley
2012	Will Sanger
	Steven Idlet
	Will Sanger
2013	Jamie Booker
	Nick Wood
2014	Tarekeyi Edogi
	Lew Evans
	Emmanuel Ezechinonso
	Shaquille Harrison
	Nick Wood

American Athletic Conference All-Academic Team

2015	Shaquille Harrison
	Nick Wood
2016	TK Edogi
	Shaquille Harrison
	Nick Wood
2017	TK Edogi
	Alex Foree
2018	Alex Foree
	Curran Scott
2019	George Christopoulos
	Lindsay Deline Jr.
	Alex Foree
	Peter Hewitt
	Jeriah Horne
	Martins Igbanu
	Reggie Jones
	Curran Scott
2020	Martins Igbanu
	Lawson Korita
	Jeriah Horne
2021	Ryan Gendron
	Ari Seals
	Peyton Urbancic
2022	Gavyn Elkamil
	Nikita Knostantynovskiy
	Peyton Urbancic

Conference Postseason Tournament History

MVC

Won 25, Lost 15

Four Championships: 1982, 1984, 1986, 1996

1977	Lost to West Texas State, 96-81, first round
1978	Lost to New Mexico State, 76-74, first round
1979	Lost to New Mexico State, 82-79, first round
1980	Lost to Bradley, 97-76, first round
1981	Defeated New Mexico State, 68-67, first round Lost to Creighton, 66-64, semifinals
1982	Defeated Creighton, 106-81, first round Defeated New Mexico State, 85-61, semifinals Defeated Illinois State, 90-77, championship
1983	Defeated Indiana State, 108-84, first round Defeated New Mexico State 49-48, semifinals Lost to Illinois State, 84-64, championship
1984	Defeated Indiana State, 110-99, first round Defeated Wichita State, 86-80, semifinals Defeated Creighton, 70-68, championship
1985	Defeated West Texas State, 74-69, first round Defeated Bradley, 85-77, semifinals Lost to Wichita State, 84-82, championship
1986	Defeated Indiana State, 68-50, first round Defeated Drake, 68-67, semifinals Defeated Bradley, 74-58, championship
1987	Defeated Southern Illinois, 61-56, semifinals Lost to Wichita State, 79-74 (OT), championship
1988	Lost to Wichita State, 74-66, first round
1989	Lost to Southern Illinois, 73-66, first round
1990	Defeated Bradley, 71-69, first round Lost to Southern Illinois, 75-65, semifinals
1991	Defeated Wichita State, 71-52, first round Lost to SW Missouri State, 82-80 (2OT), semifinals
1992	Defeated Indiana State, 77-65, first round Defeated Southern Illinois, 82-79, semifinals Lost to SW Missouri State, 71-68, championship
1993	Did Not Participate
1994	Defeated Drake, 91-82, first round Lost to Northern Iowa, 79-73, semifinals
1995	Defeated Wichita State, 77-63, first round Defeated Bradley, 89-80, semifinals Lost to Southern Illinois, 77-62, championship
1996	Defeated Evansville, 65-55, first round Defeated Illinois State, 69-52, semifinals Defeated Bradley, 60-46, championship

WAC

Won 12, Lost 8

One Championship: 2003

1997	Defeated UNLV, 68-65, quarterfinals Lost to TCU, 64-59, semifinals
1998	Defeated BYU, 59-56, first round Lost to New Mexico, 60-59, quarterfinals
1999	Defeated Fresno State, 85-56, quarterfinals Lost to Utah, 64-61 (OT), semifinals

2000	Defeated Rice, 71-51, quarterfinals Defeated TCU, 93-71, semifinals Lost to Fresno State, 75-72, championship
2001	Defeated San Jose State, 64-53, quarterfinals Defeated UTEP, 59-56, semifinals Lost to Hawaii, 78-72 (OT), championship
2002	Defeated Boise State, 72-53, quarterfinals Defeated Fresno State, 81-65, semifinals Lost to Hawaii, 73-59, championship
2003	Defeated UTEP, 81-47, quarterfinals Defeated Hawaii, 66-56, semifinals Defeated Nevada, 75-64, championship
2004	Lost to SMU, 79-60, first round
2005	Lost to Boise State, 83-73, first round

C-USA

Won 13, Lost 8

One Championship: 2014

2006	Lost to Southern Miss, 66-61, first round
2007	Defeated East Carolina, 65-50, first round Lost to Tulane, 58-56, quarterfinals
2008	Defeated East Carolina, 66-49, first round Defeated UAB, 78-68 (OT), quarterfinals Defeated UTEP, 64-62 (OT), semifinals Lost to Memphis, 77-51, championship
2009	Defeated Rice, 73-51, quarterfinals Defeated UAB, 70-67, semifinals Lost to Memphis, 64-39, championship
2010	Defeated Rice, 73-62, first round Defeated Marshall, 80-64, quarterfinals Lost to UTEP, 75-61, semifinals
2011	Defeated Rice, 81-72, quarterfinals Lost to UTEP, 66-54, semifinals
2012	Lost to Marshall, 105-100 (3OT), quarterfinals
2013	Defeated East Carolina, 79-72, quarterfinals Lost to Memphis, 85-74, semifinals
2014	Defeated Tulane, 70-49, quarterfinals Defeated Middle Tennessee, 76-69, semifinals Defeated Louisiana Tech, 69-60, championship

AAC

Won 3, Lost 7

2015	Defeated Houston, 59-51, quarterfinals Lost to UConn, 47-42, semifinals
2016	Lost to Memphis, 89-67, quarterfinals
2017	Defeated Tulane, 66-60, first round Lost to Cincinnati, 81-60, quarterfinals
2018	Lost to Memphis, 67-64, quarterfinals
2019	Lost to SMU, 74-65, first round
2020	Canceled due to the Covid-19 Pandemic
2021	Lost to Tulane, 77-70, first round
2022	Defeated Wichita State, 73-67, first round Lost to SMU, 83-58, quarterfinals

MVC Awards

MVC Coach of the Year
(since 1948-49)

1954-55	Clarence Iba
1966-67	Joe Swank
1968-69	Ken Hayes
1972-73	Ken Hayes
1980-81	Nolan Richardson
1984-85	Nolan Richardson
1986-87	J.D. Barnett
1993-94	Tubby Smith
1994-95	Tubby Smith

MVC Player of the Year

(since 1968-69)	
1968-69	Bobby "Bingo" Smith, F
1981-82	Paul Pressey, G
1993-94	Gary Collier, F

MVC Newcomer of the Year

(since 1968-69)	
1969-70	Dana Lewis, C
1980-81	Paul Pressey, G
1981-82	Steve Harris, G
1989-90	Reggie Shields, G
1991-92	Mark Morse, G
1993-94	Shea Seals, G

MVC Freshman of the Year

(since 1985-86)	
1993-94	Shea Seals, G

MVC Defensive Player of the Year

(since 1988-89)	
1988-89	Michael Scott, F
1990-91	Michael Scott, F
1993-94	Lou Dawkins, G

WAC Awards

WAC Freshman of the Year

1998-99	Greg Harrington, G
---------	--------------------

WAC Coach of the Year

1999-00	Bill Self
---------	-----------

C-USA Awards

C-USA Coach of the Year

2013-14	Danny Manning
---------	---------------

C-USA Sixth Man of the Year

2005-06	Anthony Price, F
2009-10	Steven Idlet, F

C-USA Newcomer of the Year

2010-11	Scottie Haralson, G
---------	---------------------

AAC Awards

AAC Coach of the Year

2019-20	Frank Haith
---------	-------------

AAC Sixth Man of the Year

2019-20	Martins Igbanu
2020-21	Darien Jackson

AAC Scholar Athlete of the Year

2015-16	Shaquille Harrison
2019-20	Martins Igbanu

AAC Sportsmanship Award

2021-22	Darien Jackson
---------	----------------

INTRO

PLAYERS

STAFF

REVIEW

CONFERENCE

OPPONENTS

RECORDS

HISTORY

Tulsa's National Rankings

Tulsa Week-by-Week in the Associated Press Poll

1952-53

December	January	February	March
00 16 23 30 00	6 13 20 27 00	3 10 17 24 00	3 10 24 00 00
00 15 14 8 00	17 13 11 20 00	- 19 - - 00	- - - 00 00

1954-55

December	January	February	March
7 14 21 28	4 11 18 25	1 8 15 22	1 8
- - - -	- - - -	- - 19 19	15 16

1955-56

December	January	February	March
6 13 20 27	3 10 17 24 31	7 14 21 28	6
- - - -	15 - - - -	- - - -	-

1968-69 (not ranked preseason)

December	January	February	March
3 10 17 24 31	7 14 21 28	4 11 18 25	4
- - - - -	- 14 14 13	11 7 14 19	-

1981-82 (preseason ranking of 11th)

December	January	February	March
1 8 15 22 29	5 12 19 26	2 9 16 23	2 9
9 14 12 14 13	10 18 10 16	11 7 6 8	10 10

1982-83 (not ranked preseason or Nov. 30)

December	January	February	March
7 14 21 28	4 11 18 25	1 8 15 22	1 8 15
- - 20 19	- - - -	- - - -	- - -

1983-84 (not ranked preseason or Nov. 29)

December	January	February	March
6 13 20 27	3 10 17 24 31	7 14 21 28	6 13
- - - -	- 20 13 12 11	12 12 10 9	12 12

1984-85 (not ranked preseason or Nov. 27)

December	January	February	March
4 11 18 25	1 8 15 22 29	5 12 19 26	5 12
- - - -	- - 20 17 12	17 15 12 15	15 18

1995-96 (not ranked preseason or Nov. 20, 27)

December	January	February	March
4 11 18 26	28 15 22 29	5 12 19 26	5 12
- - - -	- - - -	- - - -	- -

1996-97 (not ranked preseason or Nov. 19)

December	January	February	March
26 3 10 17 24	7 14 21 28	4 11 18 25	4 11
22 21 - - -	- - 24 21	22 - - -	- -

1999-00 (not ranked preseason or Nov. 22, 29)

December	January	February	March
6 13 20 27	3 10 17 24 31	7 14 21 28	6 13
- - - 25	22 19 15 13 17	15 13 12 15	14 18

2002-03 (preseason ranking of 25th)

November	December	January	February	March
24	1 9 16 23 30	6 13 20 27	3 10 17 24	3 10 17
22	19 17 22 20	- - - -	- - - -	- - - -

Tulsa's Conference History

Tulsa's MVC Scoring Leaders

Year	Player	G	FG	FT	Points	AVG
1954-55	Bob Patterson	28	272	229	773	27.6
1968-69	Bobby "Bingo" Smith	27	281	99	661	24.5
1970-71	Dana Lewis	26	255	97	607	23.3
1972-73	Willie Biles	26	323	142	788	30.3
1973-74	Willie Biles	26	257	127	641	24.7
1974-75	Ken Smith	29	255	97	607	20.9

Tulsa's MVC Rebounding Leaders

Year	Player	G	REB	AVG
1960-61	Gene Estes	25	358	14.3

Tulsa's WAC Rebounding Leaders

Year	Player	G	REB	AVG
1998-99	Michael Ruffin	33	342	10.4

Tulsa's C-USA Scoring Leaders

Year	Player	G	FG	3PT	FT	Points	AVG
2010-11	Justin Hurtt	32	206	86	142	640	20.0

Justin Hurtt (2007-11) led Conference USA in scoring with a 20.0 points per game average during the 2010-11 season. He is eighth all-time at Tulsa with 1,542 points.



111 Years of Tulsa Basketball History

Year	Coach	W-L	Points	Home	Away	Neutral	Conference Record	Conference Finish	Postseason
1907-08	W.R. Bergen	1-1	53-61	1-0	0-1	0-0	-	-	-
1908-09	W.R. Bergen	3-1	129-89	0-0	3-1	0-0	-	-	-
1910-13	No Varsity Teams Fielded								
1913-14	Harvey Allen	3-2	136-90	2-1	1-1	0-0	-	-	-
1914-15	Forest Rees	6-3	248-249	4-1	2-2	0-0	-	-	-
1915-16	Francis Schmidt	9-7	546-552	5-2	4-5	0-0	-	-	-
1916-17	Francis Schmidt	11-7	576-519	5-3	6-4	0-0	-	-	-
1917-18	Hal Mefford	1-5	153-235	0-0	1-5	0-0	-	-	-
1918-19	Francis Schmidt	5-3	292-277	3-2	2-1	0-0	-	-	-
1919-20	Francis Schmidt	16-3	684-462	6-1	10-2	0-0	-	-	-
1920-21	Francis Schmidt	18-2	737-484	8-0	9-1	1-1	-	-	Nat'l AAU Tourney
1921-22	Francis Schmidt	14-4	596-437	7-2	7-2	0-0	-	-	-
1922-23	Howard Acher	1-3	86-119	0-1	1-2	0-0	-	-	-
1923-24	Howard Acher	2-1	102-59	1-0	1-1	0-0	-	-	-
1924-25	Howard Acher	13-8	570-596	5-1	7-5	1-2	-	-	-
1925-26	J.B. Miller	7-10	510-593	3-4	4-6	0-0	-	-	-
1926-27	J.B. Miller	3-6	194-283	2-3	1-3	0-0	-	-	-
1927-28	J.B. Miller	2-12	370-485	2-7	0-5	0-0	-	-	-
1928-29	J.B. Miller	2-11	321-498	1-6	1-5	0-0	-	-	-
1929-30	J.B. Miller	2-6	247-302	2-3	0-3	0-0	-	-	-
1930-31	Oliver Hodge	10-4	348-325	4-2	6-2	0-0	-	-	-
1931-32	Oliver Hodge	10-7	495-435	5-1	5-6	0-0	-	-	-
1932-33	Chet Benefiel	11-6	515-491	5-2	6-4	0-0	-	-	-
1933-34	Chet Benefiel	6-8	316-333	3-2	3-6	0-0	-	-	-
1934-35	Chet Benefiel	6-10	383-503	4-3	2-7	0-0	-	-	-
1935-36	Chet Benefiel	6-14	520-590	2-5	3-6	1-3	5-7	5th	-
1936-37	Chet Benefiel	9-9	536-552	5-2	1-6	3-1	4-8	5th	-
1937-38	Chet Benefiel	12-10	713-684	3-6	7-2	2-2	8-6	3rd	-
1938-39	Chet Benefiel	15-8	786-703	6-1	6-6	3-1	8-6	3rd (tie)	-
1939-40	H.B. (Tex) Ryon	12-15	933-877	7-5	4-6	1-4	5-7	5th	-
1940-41	Jack Sterrett	12-9	733-747	6-2	4-5	2-2	7-5	3rd	-
1941-42	H.B. (Tex) Ryon	3-13	449-661	2-4	1-9	0-0	3-7	5th	-
1942-43	Mike Milligan	0-10	285-460	0-5	0-5	0-0	0-10	6th	-
1943-44	Woody West	5-3	343-319	2-1	3-2	0-0	5-3	3rd	-
1944-45	Paul Alyea	4-8	451-559	3-3	1-5	0-0	4-8	-	-
1945-46	Don Shields	6-12	700-766	4-4	1-8	1-0	3-9	7th	-
1946-47	Don Shields	5-19	913-1193	4-5	1-14	0-0	3-9	5th (tie)	-
1947-48	John Garrison	7-16	1026-1296	5-4	2-12	0-0	2-8	5th	-
1948-49	John Garrison	4-20	1077-1411	2-8	2-11	0-1	0-10	6th	-
1949-50	Clarence Iba	12-11	992-1027	5-5	5-5	2-1	3-9	6th	-
1950-51	Clarence Iba	10-17	1340-1419	7-4	2-11	1-2	4-10	6th (tie)	-
1951-52	Clarence Iba	14-10	1325-1243	8-4	5-5	1-1	5-5	3rd	-
1952-53	Clarence Iba	15-10	1657-1574	11-2	3-5	1-3	5-5	2nd (tie)	NIT
1953-54	Clarence Iba	15-14	1782-1810	8-4	4-9	3-1	5-5	3rd	-
1954-55	Clarence Iba	21-7	1816-1684	13-1	7-4	1-2	8-2	1st (tie)	NCAA
1955-56	Clarence Iba	16-10	1549-1537	9-4	5-6	2-0	4-8	5th	-
1956-57	Clarence Iba	8-17	1531-1644	5-9	3-8	0-0	5-9	5th (tie)	-
1957-58	Clarence Iba	7-19	1502-1653	5-6	1-11	1-2	4-10	6th (tie)	-
1958-59	Clarence Iba	10-15	1628-1712	8-5	1-8	1-2	2-12	7th (tie)	-
1959-60	Clarence Iba	9-17	1641-1849	5-5	2-11	2-1	5-9	6th	-
1960-61	Joe Swank	8-17	1739-1861	6-6	1-10	1-1	2-10	6th	-
1961-62	Joe Swank	7-19	1680-1950	5-9	2-10	0-0	4-8	6th	-
1962-63	Joe Swank	17-8	1656-1595	12-1	5-7	0-0	5-7	5th	-

INTRO

PLAYERS

STAFF

REVIEW

CONFERENCE
AMERICAN ATHLETIC

OPPONENTS

RECORDS

HISTORY

THE UNIVERSITY OF TULSA GOLDEN HURRICANE

Year	Coach	W-L	Points	Home	Away	Neutral	Conference Record	Conference Finish	Postseason
1963-64	Joe Swank	10-15	2006-1996	9-4	1-11	0-0	2-10	6th	-
1964-65	Joe Swank	14-11	1724-1591	10-2	3-8	1-1	7-7	5th (tie)	-
1965-66	Joe Swank	16-13	2075-2034	9-3	4-10	3-0	6-8	6th (tie)	-
1966-67	Joe Swank	19-8	1867-1724	10-4	9-3	0-1	10-4	2nd	NIT
1967-68	Joe Swank	11-12	1478-1493	8-5	2-7	1-0	5-11	7th	-
1968-69	Ken Hayes	19-8	2244-2101	12-1	6-6	1-1	11-5	3rd	NIT
1969-70	Ken Hayes	15-11	2057-1972	8-4	6-7	1-0	8-8	5th	-
1970-71	Ken Hayes	17-9	2188-2062	11-4	5-4	1-1	8-6	4th (tie)	-
1971-72	Ken Hayes	15-11	2126-2094	10-5	5-6	0-0	5-9	6th	-
1972-73	Ken Hayes	18-8	2218-2066	10-2	7-5	1-1	10-4	3rd (tie)	-
1973-74	Ken Hayes	18-8	2138-1935	11-4	6-3	1-1	7-6	3rd (tie)	-
1974-75	Ken Hayes	15-14	2360-2341	7-6	5-7	3-1	5-9	6th	-
1975-76	Jim King	9-18	2076-2123	6-6	1-10	2-2	4-8	4th (tie)	-
1976-77	Jim King	7-20	1970-2252	5-9	2-10	0-1	3-9	7th	-
1977-78	Jim King	9-18	1951-2086	7-6	2-11	0-1	7-9	7th	-
1978-79	Jim King	13-14	2192-2170	8-5	4-9	1-0	7-9	7th	-
1979-80	Jim King	6-12	1275-1357	5-4	1-8	0-0	3-6	--	-
	Bill Franey (interim)	2-7	689-750	2-2	0-5	0-0	2-5	8th (tie)	-
1980-81	Nolan Richardson	26-7	2656-2444	15-0	5-6	6-1	11-5	2nd (tie)	NIT Champion
1981-82	Nolan Richardson	24-6	2386-2075	19-0	5-5	0-1	12-4	2nd (tie)	NCAA
1982-83	Nolan Richardson	19-12	2373-2277	11-2	7-7	1-3	11-7	3rd (tie)	NIT
1983-84	Nolan Richardson	27-4	2816-2417	19-1	8-2	0-1	13-3	1st (tie)	NCAA
1984-85	Nolan Richardson	23-8	2527-2263	16-3	7-4	0-1	12-4	1st	NCAA
1985-86	J.D. Barnett	23-9	2089-1854	17-1	5-6	1-2	10-6	2nd (tie)	NCAA
1986-87	J.D. Barnett	22-8	2099-1902	14-2	7-5	1-1	11-3	1st	NCAA
1987-88	J.D. Barnett	8-20	1868-1954	7-7	0-10	1-3	4-10	7th	-
1988-89	J.D. Barnett	18-13	2046-2062	11-2	4-8	3-3	10-4	2nd (tie)	-
1989-90	J.D. Barnett	17-13	2243-2176	9-4	6-7	2-2	9-5	2nd (tie)	NIT
1990-91	J.D. Barnett	18-12	2298-2123	12-1	4-9	2-2	10-6	3rd	NIT
1991-92	Tubby Smith	17-13	2200-2120	8-7	7-5	2-1	12-6	4th (tie)	-
1992-93	Tubby Smith	15-14	2228-2168	11-2	4-11	0-1	10-8	4th	-
1993-94	Tubby Smith	23-8	2586-2268	9-3	10-2	4-3	15-3	1st	NCAA Sweet Sixteen
1994-95	Tubby Smith	24-8	2394-2156	11-1	8-4	5-3	15-3	1st	NCAA Sweet Sixteen
1995-96	Steve Robinson	22-8	2292-1950	11-3	8-4	3-1	12-6	3rd	NCAA
1996-97	Steve Robinson	24-10	2463-2141	13-1	7-5	4-4	12-4	2nd	NCAA Second Round
1997-98	Bill Self	19-12	2013-2115	11-4	6-6	2-2	9-5	3rd	-
1998-99	Bill Self	23-10	2319-2102	13-1	5-6	5-3	9-5	1st (tie)	NCAA Second Round
1999-00	Bill Self	32-5	2974-2326	14-1	10-3	8-1	12-2	1st	NCAA Elite Eight
2000-01	Buzz Peterson	26-11	2840-2539	16-3	6-8	4-0	10-6	2nd	NIT Champion
2001-02	John Phillips	27-7	2726-2363	13-3	10-3	4-1	15-3	1st (tie)	NCAA Second Round
2002-03	John Phillips	23-10	2423-2155	14-3	6-6	3-1	12-6	2nd (tie)	NCAA Second Round
2003-04	John Phillips	9-20	1982-2079	7-7	2-12	0-1	5-13	8th (tie)	-
2004-05	John Phillips	2-5	497-487	2-4	0-1	0-0	0-0	--	-
	Alvin "Pooh" Williamson (interim)	7-15	1573-1609	6-4	1-9	0-2	5-13	9th	-
2005-06	Doug Wojcik	11-17	1714-1833	8-5	3-11	0-1	6-8	6th (tie)	-
2006-07	Doug Wojcik	20-11	2120-1932	15-3	4-6	1-2	9-7	4th (tie)	-
2007-08	Doug Wojcik	25-14	2746-2542	18-2	3-11	4-1	8-8	6th (tie)	CBI Champion
2008-09	Doug Wojcik	25-11	2405-2210	15-2	7-7	3-2	12-4	2nd	NIT Second Round
2009-10	Doug Wojcik	23-12	2500-2284	16-2	5-7	2-3	10-6	5th	NIT First Round
2010-11	Doug Wojcik	19-13	2255-2165	12-4	4-8	3-1	11-5	2nd	-
2011-12	Doug Wojcik	17-14	2093-2001	10-5	6-6	1-3	10-6	3rd	-
2012-13	Danny Manning	17-16	2241-2249	9-5	6-8	2-3	8-8	5th	CBI First Round
2013-14	Danny Manning	21-13	2471-2299	11-3	6-7	4-3	13-3	1st (Tie)	NCAA Second Round
2014-15	Frank Haith	23-11	2188-2064	13-5	8-4	2-2	14-4	2nd	NIT Second Round
2015-16	Frank Haith	20-12	2356-2227	12-3	6-5	2-4	12-6	3rd (tie)	NCAA First Four
2016-17	Frank Haith	15-17	2158-2249	10-5	3-9	2-3	8-10	7th	-
2017-18	Frank Haith	19-12	2277-2197	13-2	5-7	1-3	12-6	4th	-
2018-19	Frank Haith	18-14	2296-2271	14-3	3-8	1-3	8-10	7th	-
2019-20	Frank Haith	21-10	2103-1969	15-2	6-7	0-1	13-5	1st	No Tournament Played
2020-21	Frank Haith	11-12	1573-1509	7-5	4-4	0-3	7-9	7th	-
2021-22	Frank Haith	11-20	2089-2167	8-8	1-10	2-2	4-14	10th	-
TOTALS		1498-1201	181,435-162,805	900-377 (.704)	461-695 (.399)	138-128 (.519)			30 Postseason Appearances

In-Season Tournaments

1936 All-College Tournament

Dec. 30, 1936-Jan. 2, 1937

(3-1) at Oklahoma City, Okla.
Tulsa 42, Oklahoma Baptist 21
Tulsa 35, Northwestern Oklahoma 24
Tulsa 26, Baylor 23
Oklahoma A&M 40, Tulsa 17

1937 All-College Tournament

Dec. 27-30, 1937

(2-2) at Oklahoma City, Okla.
Tulsa 46, Panhandle State 21
Southwestern Kansas 45, Tulsa 38
Central Missouri State 40, Tulsa 37
Tulsa 27, Baylor 21

1938 All-College Tournament

Dec. 26-30, 1938

(4-1) at Oklahoma City, Okla.
Tulsa 39, West Texas State 32
Emporia State 37, Tulsa 25
Tulsa 37, Westminster College 21
Tulsa 40, Oklahoma City 32
Tulsa 34, Southwest Kansas 21

1939 Tulsa All-College Tournament

Dec. 20-23, 1939

(2-2) at Newblock Park, Tulsa, Okla.
Tulsa 44, Northeastern 17
Tulsa 34, Oklahoma Baptist 21
East Central 31, Tulsa 24
East Texas 45, Tulsa 43

1939 All-College Tournament

Dec. 28-31, 1939

(1-3) at Oklahoma City, Okla.
Baylor 46, Tulsa 32
North Texas State 31, Tulsa 28
Tulsa 59, Oklahoma City 28
West Texas State 42, Tulsa 30

1940 All-College Tournament

Dec. 27-30, 1940

(2-2) at Oklahoma City, Okla.
West Texas State 61, Tulsa 42
Tulsa 51, Baylor 47
Tulsa 37, New Mexico State 23
Central Missouri State 33, Tulsa 23

1949 Enid Intercollegiate Tournament

Dec. 27-29, 1949

(2-1) at Enid, Okla.
Tulsa 45, NW Louisiana State 40
Tulsa 50, Washburn 42
Pittsburg State 52, Tulsa 45

1950 All-College Tournament

Dec. 27-29, 1950

(1-2) at Oklahoma City, Okla.
Arkansas 53, Tulsa 44
Tulsa 56, Oklahoma City 43
Vanderbilt 56, Tulsa 49

1951 All-College Tournament

Dec. 27-29, 1951

(2-1) at Oklahoma City, Okla.
Tulsa 62, Alabama 52
Tulsa 77, Idaho 75
Oklahoma City 52, Tulsa 41

1952 All-College Tournament

Dec. 29-31, 1952

(1-2) at Oklahoma City, Okla.
Wyoming 58, Tulsa 48
Western Kentucky 79, Tulsa 70
Tulsa 79, Bowling Green 75

1953 All-College Tournament

Dec. 28-30, 1953

(2-1) at Oklahoma City, Okla.
Santa Clara 58, Tulsa 43
Tulsa 76, Cincinnati 70
Tulsa 64, Mississippi 60

1954 All-College Tournament

Dec. 20-22, 1954

(1-2) at Oklahoma City, Okla.
Tulsa 69, Wyoming 64
George Washington 66, Tulsa 61
Oklahoma City 73, Tulsa 68

1955 All-College Tournament

Dec. 27-29, 1955

(3-0) at Oklahoma City, Okla.
Tulsa 60, Idaho State 59
Tulsa 68, Seattle 66
Tulsa 65, Oklahoma City 58

1957 All-College Tournament

Dec. 26-28, 1957

(1-2) at Oklahoma City, Okla.
Tulsa 64, Idaho State 54
Oklahoma City 48, Tulsa 41
Niagara 65, Tulsa 49

1958 All-College Tournament

Dec. 26-29, 1958

(1-2) at Oklahoma City, Okla.
Duquesne 78, Tulsa 67
Tulsa 80, Wichita State 75
Oregon 67, Tulsa 65

1959 All-College Tournament

Dec. 28-30, 1959

(2-1) at Oklahoma City, Okla.
Bowling Green 61, Tulsa 58
Tulsa 70, Clemson 52
Tulsa 75, Niagara 68

1960 All-College Tournament

Dec. 27-29, 1960

(1-2) at Oklahoma City, Okla.
New York University 70, Tulsa 61
Oklahoma City 83, Tulsa 62
Tulsa 81, TCU 65

1964 Hurricane Classic

Dec. 28-29, 1964

(1-1) at Miami, Fla.
Maryland 66, Tulsa 59
Tulsa 73, Yale 61

1965 Rainbow Classic

Dec. 27-30, 1965

(3-0) at Honolulu, Hawaii
Tulsa 92, Washington 76
Tulsa 78, Michigan State 67
Tulsa 70, St. Louis 64

1967 Volunteer Classic

Dec. 14-15, 1967

(1-1) at Knoxville, Tenn.
Tulsa 55, Army 53
Tennessee 56, Tulsa 48

1968 Trojan Classic

Dec. 27-28, 1968

(1-1) at Los Angeles, Calif.
Tulsa 81, UTEP 73
Southern Cal 99, Tulsa 88

1969 Liberty Bowl Classic

Dec. 10-11, 1969

(2-0) at Memphis, Tenn.
Tulsa 74, Arkansas 66
Tulsa 82, Memphis State 72

1970 Las Vegas Classic

Dec. 28-29, 1970

(1-1) at Las Vegas, Nev.
Tulsa 68, Long Beach State 61
Indiana State 79, Tulsa 72

1972 Lobo Classic

Dec. 29-30, 1972

(1-1) at Albuquerque, NM
Seattle 68, Tulsa 62
Tulsa 94, Dartmouth 63

1973 Pan American Classic

Dec. 28-29, 1973

(2-0) at Edinburg, Texas
Tulsa 106, Pan American 97
Tulsa 88, Texas A&M 67

1974 Rainbow Classic

Dec. 26-28, 1974

(2-1) at Honolulu, Hawaii
Villanova 88, Tulsa 85
Tulsa 82, San Jose State 74
Tulsa 81, Pennsylvania 75

1975 Cougar Classic

Dec. 12-13, 1975

(1-1) at Provo, Utah
St. John's 78, Tulsa 62
Tulsa 81, Long Beach State 74

1975 Sun Bowl Tournament

Dec. 19-20, 1975

(0-2) at El Paso, Texas
UTEP 77, Tulsa 67
Auburn 92, Tulsa 75

1978 Connecticut Mutual Classic

Dec. 29-30, 1978

(1-1) at New Haven, Conn.
Connecticut 89, Tulsa 68
Tulsa 77, Manhattan 74

1980 Oil Capital Classic

Dec. 12-13, 1980

(1-1) at Mabee Center, Tulsa, Okla.
Georgia 66, Tulsa 64
Tulsa 102, Tulane 85

1981 Oil Capital Classic

Dec. 11-12, 1981

(2-0) at Tulsa Convention Center
Tulsa 72, TCU 62
Tulsa 80, Oral Roberts 63

1982 Oil Capital Classic

Dec. 17-18, 1982

(2-0) at Mabee Center, Tulsa, Okla.
Tulsa 84, North Carolina 75
Tulsa 63, Oral Roberts 56

1982 Cabrillo Classic

Dec. 29-30, 1982

(0-2) at San Diego, Calif.
Vilanova 75, Tulsa 68
Florida State 96, Tulsa 80

1983 First Tulsa Classic

Dec. 9-10, 1983

(2-0) at Convention Center, Tulsa, Okla.
Tulsa 126, Long Island University 80
Tulsa 91, San Diego State 80

1984 First Tulsa Classic

Dec. 28-29, 1984

(2-0) at Convention Center, Tulsa, Okla.
Tulsa 86, East Carolina 63
Tulsa 92, Alcorn State 79

1985 Preseason NIT

Nov. 22-24, 1985

(1-1) at Cincinnati, Ohio
Tulsa 63, Dayton 60 (OT)
Louisville 80, Tulsa 74

1985 First Tulsa Classic

Dec. 27-28, 1985

(2-0) at Tulsa Convention Center
Tulsa 81, McNeese State 62
Tulsa 67, Jacksonville 57

1986 Fleet Classic

Nov. 28-29, 1986

(2-0) at Providence, RI
Tulsa 70, Xavier (Ohio) 60
Tulsa 82, Providence 74

1986 First Tulsa Classic

Dec. 29-30, 1986

(2-0) at Tulsa Convention Center
Tulsa 79, William & Mary 60
Tulsa 68, Colorado State 61

1987 Cactus Classic

Dec. 4-5, 1987

(1-1) at Tempe, Ariz.
Richmond 64, Tulsa 60
Tulsa 67, San Diego State 59

INTRO

PLAYERS

STAFF

REVIEW

AMERICAN ATHLETIC
CONFERENCE

OPPONENTS

RECORDS

HISTORY

In-Season Tournaments

1987 First Tulsa Classic

Dec. 27-28, 1987

(2-0) at Tulsa Convention Center
Tulsa 73, Grambling 70
Tulsa 82, Southern Mississippi 81

1988 Hilltopper Classic

Dec. 2-3, 1988

(1-1) at Bowling Green, Ky.
Murray State 86, Tulsa 63
Tulsa 81, Drexel 65

1988 Rainbow Classic

Dec. 28-30, 1988

(2-1) at Honolulu, Hawaii
Illinois 85, Tulsa 58
Tulsa 75, Houston 71
Tulsa 75, Southern California 71

1989 All-College Tournament

Dec. 29-30, 1989

(1-1) at Oklahoma City, Okla.
Tulsa 73, Arkansas State 61
Oklahoma 99, Tulsa 78

1990 All-College Tournament

December 28-29, 1990

(1-1) at Oklahoma City, Okla.
Tulsa 92, Alabama-Birmingham 86
Oklahoma 112, Tulsa 99

1992 Hawaii Tipoff Classic

December 4-6, 1992

(0-2) at Honolulu, Hawaii
Long Beach State 72, Tulsa 69
Hawaii 87, Tulsa 69

1993 All-College Tournament

December 29-30, 1993

(1-1) at Oklahoma City, Okla.
Tulsa 96, Texas Tech 77
Oklahoma 95, Tulsa 76

1995 All-College Tournament

January 6-7, 1995

(1-1) at Oklahoma City, Okla.
Tulsa 107, TCU 95
Oklahoma 76, Tulsa 61

1996 Preseason NIT

Nov. 20-29, 1996

(3-1) Tulsa 77, UCLA 76 (OT) @ Los Angeles, Calif.
Tulsa 72, Oklahoma State 54 @ Convention Center, Tulsa, Okla.
Duke 72, Tulsa 67 @ New York, NY
Tulsa 55, Evansville 51 @ New York, NY

1996 All-College Tournament

Dec. 27-28, 1996

(2-0) at Oklahoma City, Okla.
Tulsa 79, Southwest Texas State 60
Tulsa 78, Oklahoma 75

1997 Top of the World Classic

Nov. 21-23, 1997

(2-1) at Fairbanks, Alaska
Gonzaga 78, Tulsa 40
Tulsa 66, Alaska-Fairbanks 61
Tulsa 72, Duquesne 52

1998 Blue & Gold Coca Cola Classic

Dec. 4-5, 1998

(2-0) at Milwaukee, Wis.

Tulsa 72, Vermont 61
Tulsa 67, Marquette 51

1998 Pearl Harbor Classic

Dec. 21-23, 1998

(2-1) at Laie, Hawaii
Tulsa 84, Texas Tech 50
Michigan State 68, Tulsa 58
Tulsa 59, Oregon State 57

1999 Puerto Rico Holiday Classic

Dec. 21-23, 1999

(3-0) at Bayamon, Puerto Rico
Tulsa 80, Boston College 66
Tulsa 76, UNC Charlotte 61
Tulsa 88, Tennessee 68

2000 NABC Classic

Nov. 10-11, 2000

(1-1) at Chapel Hill, N.C.
Tulsa 69, Arizona State 67
North Carolina 91, Tulsa 81

2000 Gazette Hawkeye Classic

Dec. 1-2, 2000

(1-1) at Iowa City, Iowa
Tulsa 65, Santa Clara 59
Iowa 66, Tulsa 65

2001 Yahoo Sports Invitational

Dec. 20-22, 2001

(3-0) at Laie, Hawaii
Tulsa 80, Buffalo 75
Tulsa 92, Montana 82
Tulsa 88, BYU-Hawaii 67

2002 South Padre Island Classic

Nov. 23-24, 2002

(2-0) at South Padre, Texas
Tulsa 71, New Mexico State 61
Tulsa 80, Texas-Pan American 50

2004 Preseason NIT

Nov. 16, 2004

(0-1) at Tulsa, Okla.
Wright State 72, Tulsa 66 (OT)

2004 All-College Classic

Dec. 28, 2004

(0-1) at Oklahoma City, Okla.
Oklahoma 70, Tulsa 64

2007 CBE Classic

Nov. 11-12, 2007

(1-1) at College Park, Md.
Hampton 72, Tulsa 55
Tulsa 83, North Florida 66

2008 South Padre Island Classic

Nov. 28-29, 2008

(1-1) at South Padre Island, Texas
Tulsa 67, Texas A&M 56
Illinois 48, Tulsa 44

2009 Las Vegas Classic

Dec. 22-23, 2009

(0-2) at Las Vegas, Nev.
Nebraska 74, Tulsa 70
Nevada 99, Tulsa 68

2010 '76 Classic

Nov. 25-28, 2010

(2-1) at Anaheim, Calif.
UNLV 80, Tulsa 71
Tulsa 65, Stanford 53
Tulsa 80, Cal State-Northridge 63

2011 Charleston Classic

Nov. 17-20, 2011

(1-2) at Charleston, S.C.
Tulsa 65, Western Kentucky 49
Northwestern 69, Tulsa 65
Saint Joseph's 79, Tulsa 75

2012 NUCDF Basketball Challenge

Nov. 15-17, 2012

(2-1) at San Diego, Calif.
Tulsa 76, Northern Kentucky 56
Tulsa 63, San Diego 51
Cal State Northridge 92, Tulsa 76

2013 Great Alaska Shootout

Nov. 27-30, 2013

(1-2) at Anchorage, Alaska
Tulsa 63, Indiana State 62
TCU 72, Tulsa 65
Green Bay 67, Tulsa 59

2014 MGM Grand Main Event

Nov. 24-26, 2014

(1-1) at Las Vegas, Nevada
Tulsa 53, Auburn 35
Oklahoma State 73, Tulsa 58

2015 Paradise Jam

Nov. 20-23, 2015

(2-1) at St. Thomas, USVI
Tulsa 90, Ohio 88
Tulsa 67, Indiana State 59
South Carolina 83, Tulsa 75

2016 Diamond Head Classic

Dec. 22-25, 2016

(1-2) at Honolulu, Hawai'i
Tulsa 74, Stephen F. Austin 51
San Diego State 82, Tulsa 63
Illinois State 68, Tulsa 56

2017 Puerto Rico Tip-Off at Myrtle Beach

Nov. 16-19, 2017

(1-2) at Conway, S.C.
Tulsa 81, Western Michigan 74
Iowa State 80, Tulsa 78
Illinois State 84, Tulsa 68

2018 Las Vegas Holiday Invitational

Nov. 22-23, 2018

(0-2) at Las Vegas, Nev.
#6 Nevada 96, Tulsa 86
Southern Illinois 79, Tulsa 69

2019 Vanderbilt Invitational

Nov. 30, 2019

(1-0) at Nashville, Tenn.
Tulsa 67, Vanderbilt 58

2020 Hall of Fame Classic

Nov. 28-29, 2020

(0-2) at Kansas City, Mo.
TCU 70, Tulsa 65
South Carolina 69, Tulsa 58

2021 Sunshine Slam

Nov. 13, 20-21, 2021

(1-2) Reynolds Center, at Daytona Beach, Fla.
Air Force 59, Tulsa 58 (Reynolds Center)
Tulsa 77, Rhode Island 71
Utah 72, Tulsa 58

In 1917, E. P. Harwell disclosed plans to donate funds for a gymnasium on campus to be named E.P. Harwell Gymnasium. Harwell Gymnasium, which still exists today on campus as Harwell Hall, was dedicated on September 29, 1920, with guest speaker Dr. James Naismith, the man who invented the game of basketball in 1891. The opening game in Harwell Gymnasium came on January 14, 1921 as Kendall College defeated the Chilocco Indian School 38-36.



E. P. HARWELL GYMNASIUM

Conference Tournaments

1977 MVC Tournament

Feb. 28 @ Amarillo, Texas
(0-1, lost in first round)
West Texas St. 96, Tulsa 81

1978 MVC Tournament

Feb. 27 @ Las Cruces, N.M.
(0-1, lost in first round)
New Mexico St. 76, Tulsa 74

1979 MVC Tournament

Feb. 27 @ Las Cruces, N.M.
(0-1, lost in first round)
New Mexico St. 82, Tulsa 79

1980 MVC Tournament

Feb. 26
(0-1, lost in first round)
Bradley 97, Tulsa 76 @ Peoria, Ill.

1981 MVC Tournament March 3-5

(1-1, lost in semifinals)
Tulsa 68, New Mexico St. 67 @ Tulsa, Okla.
Creighton 66, Tulsa 64 @ Omaha, Neb.

1982 MVC Tournament March 2-6 @ Tulsa, Okla.

(3-0, Champions)
Tulsa 106, Creighton 81
Tulsa 85, New Mexico St. 61
Tulsa 90, Illinois St. 77

1983 MVC Tournament March 8-12

(2-1, lost in finals)
Tulsa 108, Indiana St. 84 @ Tulsa, Okla.
Tulsa 49, New Mexico St. 48 @ Las Cruces, N.M.
Illinois St. 84, Tulsa 64 @ Normal, Ill.

1984 MVC Tournament March 5-9 @ Tulsa, Okla.

(3-0, Champions)
Tulsa 110, Indiana St. 99
Tulsa 86, Wichita St. 80
Tulsa 70, Creighton 68

1985 MVC Tournament March 5-7 @ Tulsa, Okla.

(2-1, lost in finals)
Tulsa 74, West Texas St. 69
Tulsa 85, Bradley 77
Wichita St. 84, Tulsa 82

1986 MVC Tournament March 3-5 @ Tulsa, Okla.

(3-0, Champions)
Tulsa 68, Indiana St. 50
Tulsa 68, Drake 67
Tulsa 74, Bradley 58

1987 MVC Tournament March 2-4 @ Tulsa, Okla.

(1-1, lost in finals)
Tulsa 61, Southern Illinois 56
Wichita St. 79, Tulsa 74 (OT)

1988 MVC Tournament March 5 @ Peoria, Ill.

(0-1, lost in first round)
Bradley 67, Tulsa 62

1989 MVC Tournament March 4 @ Wichita, Kan.

(0-1, lost in first round)
Southern Illinois 73, Tulsa 66

1990 MVC Tournament March 3-5 @ Normal, Ill.

(1-1, lost in semifinals)
Tulsa 71, Bradley 69
Southern Illinois 75, Tulsa 65

1991 MVC Tournament March 2-3 @ St. Louis, Mo.

(1-1, lost in semifinals)
Tulsa 71, Wichita St. 52
SW Missouri St. 82, Tulsa 80 (2 OT)

1992 MVC Tournament March 7-9 @ St. Louis, Mo.

(2-1, lost in finals)
Tulsa 77, Indiana St. 65
Tulsa 82, Southern Illinois 79
SW Missouri St. 71, Tulsa 68

1994 MVC Tournament March 5-6 @ St. Louis, Mo.

(1-1, lost in semifinals)
Tulsa 91, Drake 82
Northern Iowa 79, Tulsa 73

1995 MVC Tournament March 4-6 @ St. Louis, Mo.

(2-1, lost in finals)
Tulsa 77, Wichita St. 63
Tulsa 89, Bradley 80
Southern Illinois 77, Tulsa 62

1996 MVC Tournament March 2-4 @ St. Louis, Mo.

(3-0, Champions)
Tulsa 66, Evansville 65
Tulsa 69, Illinois St. 52
Tulsa 60, Bradley 46

1997 WAC Tournament March 4-8 @ Las Vegas, Nev.

(1-1, lost in semifinals)
Tulsa 68, UNLV 65
TCU 64, Tulsa 59

1998 WAC Tournament March 3-7 @ Las Vegas, Nev.

(1-1, lost in quarterfinals)
Tulsa 59, BYU 56
New Mexico 60, Tulsa 59

1999 WAC Tournament March 2-6 @ Las Vegas, Nev.

(1-1, lost in semifinals)
Tulsa 85, Fresno St. 56
Utah 64, Tulsa 61

2000 WAC Tournament March 9-11 @ Fresno, Calif.

(2-1, lost in finals)
Tulsa 71, Rice 51
Fresno 93, TCU 71
Fresno St. 75, Tulsa 72

2001 WAC Tournament March 8-10 @ Tulsa, Okla.

(2-1, lost in finals)
Tulsa 64, San Jose St. 53
Tulsa 59, UTEP 56
Hawaii 78, Tulsa 72 (OT)

2002 WAC Tournament March 5-9 @ Tulsa, Okla.

(2-1, lost in finals)
Tulsa 72, Boise St. 53
Tulsa 81, Fresno St. 65
Hawaii 73, Tulsa 59

2003 WAC Tournament March 11-15 @ Tulsa, Okla.

(3-0, Champions)
Tulsa 81, UTEP 47
Tulsa 66, Hawaii 56
Tulsa 75, Nevada 64

2004 WAC Tournament March 9-13 @ Fresno, Calif.

(0-1, lost in first round)
SMU 79, Tulsa 60

2005 WAC Tournament March 8-12 @ Reno, Nev.

(0-1, lost in first round)
Boise St. 83, Tulsa 73

2006 C-USA Tournament March 8-11 @ Memphis, Tenn.

(0-1, lost in first round)
Southern Miss 66, Tulsa 61

2007 C-USA Tournament March 7-10 @ Memphis, Tenn.

(1-1, lost in quarterfinals)
Tulsa 65, East Carolina 50
Tulane 58, Tulsa 56

2008 C-USA Tournament March 12-15 @ Memphis, Tenn.

(3-1, lost in finals)
Tulsa 66, East Carolina 49
Tulsa 78, UAB 68 (OT)
Tulsa 64, UTEP 62 (OT)
Memphis 77, Tulsa 51

2009 C-USA Tournament March 11-14 @ Memphis, Tenn.

(2-1, lost in finals)
Tulsa 73, Rice 51
Tulsa 70, UAB 67
Memphis 64, Tulsa 39

2010 C-USA Tournament March 10-13 @ Tulsa, Okla.

(2-1, lost in semifinals)
Tulsa 73, Rice 62
Tulsa 80, Marshall 64
UTEP 75, Tulsa 61

2011 C-USA Tournament March 9-12 @ El Paso, Texas

(1-1, lost in semifinals)
Tulsa 81, Rice 72
UTEP 66, Tulsa 54

2012 C-USA Tournament March 8-11 @ Memphis, Tenn.

(0-1, lost in quarterfinals)
Marshall 105, Tulsa 100 (3OT)

2013 C-USA Tournament March 13-16 @ Tulsa, Okla.

(1-1, lost in semifinals)
Tulsa 79, East Carolina 72
Memphis 85, Tulsa 74

2014 C-USA Tournament March 13-15 @ El Paso, Texas

(3-0, champions)
Tulsa 70, Tulane 49
Tulsa 76, Middle Tennessee 69
Tulsa 69, Louisiana Tech 60

2015 AAC Tournament March 12-15 @ Hartford, Conn.

(1-1, lost in semifinals)
Tulsa 59, Houston 51
UConn 47, Tulsa 42

2016 AAC Tournament March 10-13 @ Orlando, Fla.

(0-1, lost in quarterfinals)
Memphis 89, Tulsa 67

2017 AAC Tournament March 9-12 @ Hartford, Conn.

(1-1, lost in quarterfinals)
Tulsa 66, Tulane 60
Cincinnati 80, Tulsa 61

2018 AAC Tournament March 8-11 @ Orlando, Fla.

(0-1, lost in quarterfinals)
Memphis 67, Tulsa 64

2019 AAC Tournament March 14-17 @ Memphis, Tenn.

(0-1, lost in first round)
Memphis 67, Tulsa 64

2020 AAC Tournament Canceled due to Pandemic

2021 AAC Tournament March 11-14 @ Fort Worth, Texas

(0-1, lost in first round)
Memphis 77, Tulsa 70

2022 AAC Tournament March 10-13 @ Fort Worth, Texas

(1-1, lost in quarterfinals)
Tulsa 73, Wichita State 67
SMU 83, Tulsa 58

INTRO

PLAYERS

STAFF

REVIEW

AMERICAN ATHLETIC
CONFERENCE

OPPONENTS

RECORDS

HISTORY

NCAA, NIT and CBI Tournaments

1953 NIT

Mar. 7, 1953
(0-1) at New York, NY
Duquesne 89, Tulsa 60

1955 NCAA West Region

Mar. 11-12, 1955
(1-1) at Manhattan, Kan.
Colorado 69, Tulsa 59
Tulsa 68, Southern Methodist 67

1967 NIT

Mar. 15, 1967
(0-1) at New York, NY
Marquette 64, Tulsa 60

1969 NIT

Mar. 13, 1969
(0-1) at New York, NY
St. Peter's 75, Tulsa 71

1981 NIT

Mar. 13-25, 1981
(5-0, Champions)
Tulsa 81, Pan American 71
@ Mabee Center, Tulsa, Okla.
Tulsa 72, UTEP 67 @ Mabee Center,
Tulsa, Okla. Tulsa 69, South Alabama 68
@ Mabee Center, Tulsa, Okla.
Tulsa 89, West Virginia 87 @ New
York, NY
Tulsa 86, Syracuse 84 (OT) @ New
York, NY

1982 NCAA Midwest Region

Mar. 13, 1982
(0-1) at Mabee Center, Tulsa, Okla.
Houston 78, Tulsa 74

1983 NIT

Mar. 16, 1983
(0-1) at Mabee Center, Tulsa, Okla.
TCU 64, Tulsa 62

1984 NCAA Mideast Region

Mar. 18, 1984
(0-1) at Milwaukee, Wis.
Louisville 69, Tulsa 67

1985 NCAA West Region

Mar. 15, 1985
(0-1) at Albuquerque, NM
UTEP 79, Tulsa 75

1986 NCAA East Region

Mar. 14, 1986
(0-1) at Syracuse, NY
Navy 87, Tulsa 68

1987 NCAA West Region

Mar. 13, 1987
(0-1) at Tucson, Ariz.
Oklahoma 74, Tulsa 69

1990 NIT

Mar. 15, 1990
(0-1) at Stillwater, Okla.
Oklahoma State 83, Tulsa 74

1991 NIT

Mar. 14, 1991
(0-1) at Norman, Okla.
Oklahoma 111, Tulsa 86

1994 NCAA Midwest Region

Mar. 18-20, 1994
(2-1, advanced to Sweet 16)
Tulsa 112, UCLA 102 @
Oklahoma City, Okla.
Tulsa 82, Oklahoma State 80
@ Oklahoma City, Okla.
Arkansas 103, Tulsa 84 @ Dallas, Texas

1995 NCAA East Region

Mar. 17-19, 1995
(2-1, advanced to Sweet 16)
Tulsa 68, Illinois 62 @ Albany, NY
Tulsa 64, Old Dominion 52 @ Albany, NY
Massachusetts 76, Tulsa 51 @ East
Rutherford, NJ

1996 NCAA Midwest Region

Mar. 15, 1996
(0-1) at Milwaukee, Wis.
Louisville 82, Tulsa 80 (OT)

1997 NCAA Midwest Region

Mar. 14-16, 1997
(1-1) at Kansas City, Mo.
Tulsa 81, Boston U. 52
Clemson 65, Tulsa 59

1999 NCAA East Region

Mar. 12-14, 1999
(1-1) at Charlotte, N.C.
Tulsa 62, College of Charleston 53
Duke 97, Tulsa 56

2000 NCAA South Region

Mar. 17-19 & 24-26, 2000
(3-1, advanced to Elite Eight)
Tulsa 89, UNLV 62 @ Nashville, Tenn.
Tulsa 69, Cincinnati 61 @ Nashville, Tenn.
Tulsa 80, Miami (Fla.) 71 @ Austin, TX
No. Carolina 59, Tulsa 55 @ Austin, TX

2001 NIT

Mar. 14-29, 2001
(5-0 Champions)
Tulsa 75, UC Irvine 71 @ Tulsa, Okla.
Tulsa 76, Minnesota 73 (OT)
@ Minneapolis, Minn.
Tulsa 77, Mississippi State 75
@ Starkville, Miss.
Tulsa 72, Memphis 64 @ NY, NY
Tulsa 79, Alabama 60 @ NY, NY

2002 NCAA

Mar. 14-16, 2002
(1-1) at St. Louis, Mo.
Tulsa 71, Marquette 69
Kentucky 87, Tulsa 82

2003 NCAA

Mar. 20-22, 2003
(1-1) at Spokane, Wash.
Tulsa 84, Dayton 71
Wisconsin 61, Tulsa 60

2008 CBI

Mar. 19-Apr. 4, 2008
(5-1 Champions)
Tulsa 61, Miami-Ohio 45 @ Tulsa
Tulsa 69, Utah 60 @ Tulsa
Tulsa 73, Houston 69 @ Tulsa
Tulsa 73, Bradley 68 @ Tulsa
Bradley 83, Tulsa 74 @ Peoria, Ill.
Tulsa 70, Bradley 64 @ Tulsa

2009 NIT

Mar. 18-20, 2009
(1-1)
Tulsa 68, Northwestern 59 @ Tulsa
Auburn 74, Tulsa 55 @ Auburn, Ala.

2010 NIT

Mar. 17, 2010
(0-1) at Kent, Ohio
Kent State 75, Tulsa 74

2013 CBI

Mar. 16, 2013
(0-1) at Dayton, Ohio
Wright State 72, Tulsa 52

2014 NCAA South Region


Mar. 21, 2014
(0-1) at San Diego, Calif.
UCLA 76, Tulsa 59

2015 NIT

Mar. 17-23, 2015
(1-1)
Tulsa 70, William & Mary 67 @ Tulsa
Murray State 83, Tulsa 62 @ Tulsa

2016 NCAA First Four

Mar. 16, 2016
(0-1) at Dayton, Ohio
Michigan 67, Tulsa 62



Greg Stewart (1980-82)
was the MVP of the
1981 NIT Championship.

Tulsa's All-Time Roster

A

Zack Adams (1974-77)
 Bradley Alcime (2020-21)
 Hiram Alexander (1930)
 Leon Alvoid (1974-76)
 Browne Amburn (1940)
 Carl Ammons (1916-17)
 Mike Anderson (1980-82)
 Jerry Anderson (1957-58)
 Ray Andrasco (1959-60)
 Jerry Andress (1952-56)
 Glenn Andrews (2007-10)
 Pete Arato (1961-63)
 Charles Archambo (1951-53)
 Marcus Arrington (1949-53)
 Mike Arrison (1969-73)
 Geno Artison (2016-18)
 Tom Askew (1951-52)
 Blake Ashdown (1970-71)
 Travis Atson (2016-17)

B

Schley Babin (1948-49)
 Don Bailey (1930)
 Yusuf Baker (2004-05)
 Harold Balcom (1920-23)
 Steve Ballard (1980-83)
 Marvin Barish (1946-47)
 Mike Barker (1961-63)
 Chris Barnes (2018-19)
 Blondy Baruti (2010-12)
 Armond Battle (2008-09)
 Joseph Battle (2016-17)
 Bassel Bawji (2008-09)
 Elmer Bayhlyle (1922)
 Ken Beach (1978-80)
 Kris Beaudette (1988-89)
 Robert Bell (1997-99)
 Sam Belt (2003-04)
 Tom Bender (1962-67)
 Chester Benefield (1930)
 Zac Bennett (1995-99)
 Larry Berke (1962-63)

Brandon Betson (2022-pres.)

Willie Biles (1971-74)
 Pat Birt (2015-17)
 Richard Bischoff (1953-55)
 Jimmy Bishop (1974-76)
 Kauri Black (2012-13)
 Allen Blackmon (1972-75)
 Kyle Blankenship (2001-05)
 Stanley Blumenfeld (1970-75)
 Dewayne Bonner (1992-95)
 Tom Bonnet (1940)
 Jamie Booker (2011-13)
 J.R. Boone (1947-48)
 Junior Born (1953-57)
 Marlin Box (1960-61)
 Steve Bracey (1966-72)
 Don Brandsgaard (1970-71)
 Dell Bray (1978-79)
 John Brechin (1948-49)
 George Briggs (1948-49)
 Billy Brown (1986-87)
 Charles Brown (1946-47)
 David Brown (1980-82)
 Jack Brown (1940)
 James Brown (1926)
 Kajon Brown (2015-16)
 Claude Brownfield (1922, '26)
 John Buckwalter (1986-87)

Byron Boudreaux (1983-87)
 Don Buenzow (1952-56)
 Mike Burkett (1965-68)
 Mark Butterworth (1973-74)
 Dominick Byrd (1991-92)

C

Herman Callands (1964-66)
 Don Cannon (1949-52)
 Chris Cantrell (1979-80)
 Brian Cardwell (2003-05)
 Gerald Carrens (1946-48)
 Tim Carson (1971-75)
 Ron Carson (1967-70)
 Delbert Cearley (1946-47)
 Chuck Celestine (1984-86)
 Larry Cheatham (1965-69)
 George Christopoulos (2018-2020)
 Clyde Chronister (1946-48)

Charles Chukwu (2022-pres.)

Johnny Clarke (1947-48)
 Jordan Clarkson (2010-12)
 George Clausen (1957-58)
 John Clemens (1960-61)
 Jim Clesson (1970-72)
 Craig Cleveland (1991-92)
 Jairus Coleman (2011-12)
 Sean Coleman (2005-07)
 Eric Coley (1996-00)
 Gary Collier (1990-94)
 Pete Collier (1955-58)
 Seneca Collins (2002-05)
 Robert Compton (1971-74)
 Melvin Conway (1988-89)
 Clifford Cook (1946-48)
 Sam Cooke (1948-49)
 Joe Cooper (1978-79)
 Mike Cordes (1970-71)
 John Cornwell (1995-99)
 Dick Courter (1951-55)
 Johnny Craven (1980-82)
 Adrian Crawford (1996-97)
 Howard Crow (1940)
 Darold Crow (2005-07)
 Francis Crowder (1926)
 Al Cueto (1967-69)
 J.R. Cunningham (1996-98)
 Eli Curtis (1967-69)
 Marquel Curtis (2013-16)

D

Tim Dalger (2021-pres.)
 Bennie Darter (1972-73)
 Bruce Davis (1965-69)
 Charlie Davis (1999-03)
 Vernell Davis (2004-05)
 Lou Dawkins (1989-94)
 Darrel Day (1956-57)
 Daryl Deckard (1984-86)
 Lindsay Deline Jr. (2018-19)
 Gene Demaree (1964-66)
 Don Denton (1954-55)
 Keondre Dew (2014-15)
 Pete DeWitt (1956-57)
 Glenn Dille (1954-55)
 Sherman Dillard (1964-66)
 John Dixon (1959-60)
 Jack Dobbins (1976-78)
 Mike Dobbins (1972-75)
 Edward Domingues (1916-17)
 Jack Donaldson (1940)

Duane Downer (1953-57)
 LaDavius Draine (2021-2022)
 Ed Dubie (1930)
 Theodore Dukes (1926)
 J.C. Duncan (1952-56)
 Terry Dunham (1965-67)
 Paul Dunham (1920)

E

Josh Earley (2019-2022)
 Rod Earls (2005-08)
 Jimmy Edelen (1972-76)
 Tarekeyi Edogi (2013-17)
 Jack Egan (1948-49)
 Clarence Ehlers (1938-40)
 Gavyn Elkamil (2021-2022)
 Russell Ellis (1960-62)
 William Elliott (1951-55)
Keyshawn Embery-Simpson (2019-pres.)
 Mike Eppler (1965-66)
 Gene Estes (1957-61)
 Tom Etchison (1990-91)
 Junior Etou (2015-18)
 Jerry Evans (1953-57)
 Emmanuel Ezechinonso (2013-16)

F

Simon Falokun (2018-19)
 Mike Farrand (1955-57)
 Bob Fedorko (1964-65)
 Everett Fiest (1916-17)
 Jim Finks (1946-49)
 LaRue Finley (1930)
 Roger Flore (1961-62)
 Anthony Fobbs (1983-87)
 Alex Foree (2016-19)
 Earl Foy (1916-17)
 Vernon Furlow (1964-65)

G

Sterling Gaston-Chapman (2021-pres.)
 Jonnie Gendron (1995-99)
 Ryan Gendron (2019-21)
 Bennie Gibbs (1990-92)
 Kenneth Gibson (1940)
 John Gibson (1976-79)
 Jamie Gillin (1994-1998)
 Mark Giorgi (1988-90)
 Jarius Glenn (2001-05)
 Oswaldo Gonzalez (2003-05)
 Bob Goodall (1956-60)
 Don Gore (1953-57)
 Marcell Gordon (1989-90)
 Kevin Grawer (1993-95)
 Percy Lee Gray (1923-26)
 Roger Gray (1966-69)
 Norman Grey (1966-67)
Sam Griffin (2021-pres.)
 Tom Grisham (1930)
 Ray Gross (1956-60)
 Ivan Grove (1915-17, 1920)
 Carlos Gripado (1961-65)

H

Jerry Hacker (1951-55)
 Corey Haith (2014-17)
 Charles Hall (1968-69)
 Ashton Hall (2005)
 Jake Halter (1947-48)
 Kevin Hamilton (1975-77)
 Marshall Hamilton (1926)

Julian Hammond (1964-66)
 Dave Hampton (1954-56)
 Joyce Handley (1920)
 Ralph Hanley (1914-17)
 Antonio Hanson (2005-06)
 Scottie Haralson (2009-13)
 Leland Harms (1955-58)
 Clester Harrington (1954-58)
 Greg Harrington (1998-02)
 Steve Harris (1981-85)
 Shaquille Harrison (2012-16)
 Creason Hay (1982-83)
 Jo Haynes (1946-47)
 Curtis Haywood II (2019-2022)
 Tony Heard (1998-00)
 Raymond Heath (1960-63)
 Shane Heirman (2007-11)
 Corey Henderson Jr. (2016-18)
 Cornal Henderson (1989-90)
 Jack Hensley (1950-54)
 Joe Herchko (1967-69)
 Craig Hernadi (1991-95)
 John Herndon (1967-71)
 Gary Hevelone (1959-63)
 Peter Hewitt (2018-19)
 David Hickman (1959-61)
 Samuel High (1972-74)
 Isaiah Hill (2019-2020)
 Mark Hill (2006-07)
 Marcus Hill (1997-01)
 Anthony Hines (1988-90)
 Oliver Hodge (1930)
 Billy Hogue (1955-58)
 Tom Holliday (1949-53)
 Demario Hooper (1999-2000)
 Steve Hopkins (1971-73)
 Bob Horn (1969-71)
 Jeriah Horne (2017-2020; 2021-2022)
 Bill Howard (1961-63)
 Leo Howard (1930)
 Victor Howell (1986-87)
 James Hudson (1977-78)
 Floyd Huffines (1958-62)
 Jodie Huffman (1991-94)
 Barrett Hunter (2009-11, 12-14)
 Anthony Hurd (1984-85)
 Justin Hurtt (2007-11)

I

Gene Iba (1958-61)
 Steven Idlet (2007-12)
 Rey Idowu (2020-2022)
 Martins Igbanu (2016-2020)
 Jack Ingram (2000-02)
 David Inkster (1958-60)
 Phillip Irvin (1920)
 JT Ivie (2000-02)

J

Darien Jackson (2017-2022)
 Stan Jackson (1968-69)
 Deion James (2004-06)
 Carl Jech (1964-65)
 DaQuan Jeffries (2017-19)
 Ellis Jenkins (1950-54)
 Wade Jenkins (1987-91)
 Lloyd Jernigan (1948-49)
 John Jobe (1951-55)
 Elijah Joiner (2017-21)
 Jim Jones (1954-58)
 John Jones (1959-62)

INTRO

PLAYERS

STAFF

REVIEW

CONFERENCE

OPPONENTS

RECORDS

HISTORY

Reggie Jones (2018-2020)
Zackery Jones (1973-75)
Gene Johnson (1947-49)
Greg Johnson (1986-87)
Darrel Johnson (1973-76)
Herbert Johnson (1981-85)
Kevin Johnson (1998-03)
Kwanza Johnson (1993-95)
Lester Johnson (1977-80)
Richard Johnson (1990-91)
Rodney Johnson (1986-87)
Melvin Johnston (1953-56)
Jerome Jordan (2006-10)

K

Frank Kallmeyer (1952-54)
Charles Keck (1920)
Aliou Keita (2002-03)
Joey Kieval (2005-08)
Gene Kellett (1948-49)
Kenneth Kelley (2003-04)
Lyle Kelly (1961-65)
Hawley Kerr (1920-22)
Billy Keys (1977-80)
Bill King (1940)
James King (1959-63)
Zeldric King (2012-13)
Bob Kirberger (1946-47)
Don Kirberger (1948-49)

BB Knight (2022-pres.)

Nikita Konstantynovskiy (2021-pres.)

Lawson Korita (2016-2020)
Jeff Kovach (1977-81)
Jim Krouse (1953-56)
Brandon Kurtz (1998-00)
Bill Kusleika (1962-63)

L

Jim Lacey (1976-81)
Ralph Lamb (1920-22)
Harry Lampich (1940)
David Lampton (1981-82)
Rich Lange (1975-78)
Clifford Langford (1984-85)
Brad Laraba (1980-81)
Ken Leatherman (1953-55)
Marqus Ledoux (1999-03)
Burrell Lewis (1946-47)
Dana Lewis (1969-71)
Ed Lindblad (1977-81)
Tony Liscio (1959-60, 61-62)
Micah Littlejohn (2014-15)
Preston Littrell (1930)
Mike Lofstrom (1969-72)
Brian Loyd (1986-90)
Cordell Love (1991-95)
Bill Lucas (1958-62)
Jason Ludwig (1988-92)

Mc

James McCallop (1989-90)
Jamel McLean (2006-07)
Brett McDade (2003-08)
DeAngelo McDaniel (1998-01)
Steve McDowell (1976-79)
Carlton McKinney (1983-85)
Artie McLlroy (1972-76)
John McIntosh (1965-67)
Stan McLaughlin (1971-74)
Don McMullen (1970-71)
Ron McMullen (1970-71)
Bill McNutt (1922)

Jesaiah McWright (2022-pres.)

M

Tom Maddox (1964-65)
Kodi Maduka (2009-12)

D.J. Magley (2009-12)
Will Magnay (2016-17)
Rafael Maldonado (1992-97)
Jeff Malham (1991-94)
Jay Malham (1992-94)
Rasheed Malik (1994-95)
Jerry Maloy (1958-62)
Antonio Malveaux (1979-80)
Paul Marks (1940)
Charles Marlen (1956-58)
Mike Marrs (1964-68)
Rinne Martin (1964-67)
Gianni Martins (2001-02)
Donte Medder (2009-11)
Calvin Meier (1976-78)
Trevor Meier (2001-04)
Bob Mesec (1952-54)
Clint Mills (1998-99)
Jim Mitchell (1955-57)
Sam Mitchell (2005-09)
Colter Morgan (2008-11)
Tracy Moore (1984-88)
Zeke Moore (2018-19)
Don Morris (1959-62)
Larry Morris (1969-72)
Mac Morrison (1960-62)
Mark Morse (1991-93)
David Moss (1983-87)
Charles Mounts (1956-58)
Greely Munger (1923)
David Murray (1926)
Floyd Murphy (1926)

N

Michael "Ty" Nilsson (1979-83)
Ralph Ninemire (1950-52)
Bob Nipp (1946-49)
Jack Nolen (1949-53)
Chuck North (1981-83)
Dick Nunneley (1950-54)

O

Dan O'Leary (1973-77)
Bob Okrzesik (1972-76)
David Otto (1984-86)

P

Louis Pappan (1916-17)
Rick Park (1963-65)
Jason Parker (2000-04)
Rod Parker (1986-87)
Gerald Parker (1959-63)
Bob Patterson (1951-55)
Bob Patterson (1940)
Charles Paulk (1965-66)
Marcus Peel (1977-79)
Tim Peete (2010-14)
Fred Perry (1930)
Larry Perry (1922)
Greg Peters (1985-86)
Brad Pierce (1979-80)
Ishmael Pilkington (1930)
Charles Pishny (1920)
Jeff Platt (1995-99)
Ray Poindexter (1994-96)
Jack Pontius (1955-58)
Bryson Pope (2009-11)
Adam Popielarcheck (1958-61)
Dick Potasky (1964-67)
Jack Powell (1948-49)
Paul Pressey (1980-82)
Anthony Price (2002-06)
Bill Pringle (1930)

Anthony Pritchard (2021-pres.)

Q

Joe Quarterman (1955-58)

R

Brandon Rachal (2019-21)
Dave Rademeyer (1970-73)
Brian Rahilly (1983-87)
Jeff Rahilly (1982-86)
Charles Ramsdell (2003-07)
Ronnie Randle (1991-92)
Lamont Randolph (1988-91)
Rashad Ray (2012-16)
Antonio Reed (1999-03)
Richard Reel (1959-60)
Ray Reese (2005-09)
Roddy Reid (1955-57)
Stevie Repichowski (2013-15)
Joe Richard (2008-12)
Austin Richie (2020-21)
Ray Rider (1916-17)
Neil Ridley (1947-49)
Greg Ritter (1988-89)
R.J. Robbins (1951-54)
Doug Robinson (1964-68)
Chad Rodgers (1996-1997)
J.R. Rollo (1992-96)
Jerry Rosendahl (1949-53)
Ricky Ross (1982-84)
Donald Royster (1986-87)
Norman Ryser (1946-49)
Michael Ruffin (1995-99)

S

Steve St. Clair (1977-80)
Will Sanger (2007-12)
Michael Scott (1987-91)
Ed Scruggs (1956-58)
Curran Scott (2016-19)
Kenneth Scott (1946-47)
Ari Seals (2020-pres.)
Shea Seals (1993-97)
Bryant Selebangue (2022-pres.)
Roy Selby (1926)
Truman Sewell (1946-48)
Warren Shackelford (1949-53)
David Shelton (1999-01)
Warren Shepherd (1982-84)
Scot Sherwood (1988-89)
Reggie Shields (1989-91)
Christian Shumate (2020-21)
Batiste Shunatona (1922)
Gaylord Simons (1916-17)
Terry Sims (1975-79)
Eric Smiler (1970-72)
Bobby Smith (1965-69)
Ken Smith (1973-75)
Mike Smith (1982-83)
Rashad Smith (2011-16)
Ira Sparks (1940)
Gary Spess (1966-68)
Phil Spradling (1980-82)
Jay Spurlock (1997-98)
Barney Stepp (1922)
Bob Stevenson (1977-81)
Ernie Stewart (1951-56)
Greg Stewart (1980-82)
John Stob (1952-56)
Russell Sublet (1978-80)
Herb Suggs (1982-86)
Brandon Swannegan (2011-16)
Pat Swilling Jr. (2012-14)
Dante Swanson (1999-03)

T

Sterling Taplin (2015-19)
Neil Tebbenkamp (1960-63)
Guilherme Teichmann (2003-04)
Frank Tenney (1940)
Bryant Tipton (1991-92)
Harry Thompson (1916-17)

Jason Thompson (1989-90)
Rod Thompson (1995-98)
Alyn Thomsen (1986-91)
Don Thorsen (1970-71)
Richard Tolliver (1961-63)
Gary Tongier (1957-58)
Mark Tucker (1974-76)
Rondie Turner (1981-84)

U

Emmanuel Ugboh (2019-21)
Peyton Urbancic (2020-pres.)
Ben Uzoh (2006-10)

V

Bruce Vanley (1980-84)
Tom Vincent (1975-79)
Joe Voskuhl (1970-73)
David Voss (1957-61)

W

Fallon Wacasey (1988-89)
Leo Walker (1946-47)
Calvin Walls (2006-08)
Chris Wallace (2002-06)
Henry Waters (1916)
Paul Walters (1951-52)
Robert Washington (1965-69)
Rick Waters (1972-73)
Ralph Watley (1965-69)
Jim Watters (1960-61)
Jim Weaver (1958-60)
Eldridge Webb (1964-68)
Jeff Weber (1975-76)
Gale Welch (1948-49)
Kelly Wells (1990-91)
Roger Wendel (1955-58)
John Wenzel (1953-56)
Jamal West (1987-92)
James West (1987-89)
Bishop Wheatley (2005-10)
Jaleel Wheeler (2016-18)
Richard White (1961-63)
Ladarrius Whitehead (2010-11)
Larry Whiteley (1949-53)
Allen Whitesell (1996-97)
William Whiteside (1930)
S.J. Whitman (1948-49)
Fred Wick (1930)
Bryan Williams (1982-83)
Jason Williams (1994-96)
Keshawn Williams (2020-21)
Oscar Williams (1920)
Shawn Williams (1997-99)
Willie Williams (1965-66)
Vince Williams (1981-85)
Alvin Williamson (1991-95)
Bill Wille (1948-52)
Steve Willman (1975-76)
Ray Wingard (1985-89)
Nick Wood (2012-16)
James Woodard (2012-16)
D'Andre Wright (2012-16)
Kerry Wright (1992-94)
Charlie Wynes (1954-55)
Teko Wynder (1976-77)

Y

John Yates (1952-56)
Kyle Young (2005-07)
John Young (1915-17)
Bryant Youngblood (1955-57)

Tulsa's All-Time Results



W.R. Bergen
2 seasons W-4, L-2

1907-08 Won 1, Lost 1

n/a	Oklahoma A&M	31-24	Tulsa, Okla.
n/a	at Oklahoma A&M	22-37	Stillwater, Okla.

1908-09 Won 3, Lost 1

Jan. 9	at Claremore Prep	22-21	Claremore, Okla.
Jan. 16	at Sapulpa Prep	54-12	Sapulpa, Okla.
n/a	at Oklahoma A&M	31-24	Stillwater, Okla.
n/a	at Oklahoma A&M	22-32	Stillwater, Okla.

1909-1913 No Varsity Team Fielded



Harvey Allen
1 season W-3, L-2

1913-14 Won 3, Lost 2

Jan. 22	Methodist Indian School	36-16	Kendall Gym
Jan. 28	at Claremore Prep (Okla.)	14-17	Claremore, Okla.
Feb. 5	Claremore Prep (Okla.)	39-13	Kendall Gym
Feb. 14	Methodist Indian School	25-18	Tulsa YMCA
Feb. 18	Methodist Indian School	22-26	Kendall Gym



Forest Reese
1 season W-6, L-3

1914-15 Won 6, Lost 3

Jan.	Oklahoma*	30-40	Kendall Gym
Jan.	Oklahoma*	21-19	Kendall Gym
Jan.	Emporia College (Kan.)	25-17	Kendall Gym
Feb. 5	Oklahoma A&M*	35-19	Kendall Gym
Feb. 6	Oklahoma A&M*	41-29	Kendall Gym
Feb. 12	at Oklahoma A&M*	26-16	Stillwater, Okla.
Feb. 13	at Oklahoma A&M*	21-16	Stillwater, Okla.
Feb. 19	at Oklahoma*	23-47	Norman, Okla.
Feb. 20	at Oklahoma*	26-46	Norman, Okla.

* Oklahoma Collegiate Conference



Francis Schmidt
6 seasons W-73, L-26

1915-16 Won 9, Lost 7

Jan. 7	Tulsa YMCA	37-31	Tulsa YMCA
Jan. 8	Tulsa YMCA	39-27	Tulsa YMCA
Jan. 14	at Phillips*	28-15	Enid, Okla.
Jan. 15	at NW Oklahoma State*	26-56	Alva, Okla.
Jan. 16	at NW Oklahoma State*	25-48	Alva, Okla.

Jan. 21	Oklahoma*	20-40	Kendall Gym
Jan. 22	Oklahoma*	29-55	Kendall Gym
Jan. 29	Tulsa YMCA	47-28	Kendall Gym
Feb. 5	Oklahoma A&M*	34-30	Kendall Gym
Feb. 7	NW Oklahoma State*	30-29	Kendall Gym
Feb. 8	NW Oklahoma State*	37-35	Kendall Gym
Feb. 11	at Oklahoma A&M*	24-34	Stillwater, Okla.
Feb. 25	at Oklahoma*	33-46	Norman, Okla.
Feb. 26	at Oklahoma*	33-43	Norman, Okla.
Feb. 28	at Oklahoma Baptist*	53-22	Shawnee, Okla.
Mar. 2	Phillips*	51-13	Kendall Gym

* Oklahoma Collegiate Conference

1916-17 Won 11, Lost 7

Jan. 10	Tulsa YMCA	40-9	Kendall Gym
Jan. 12	at Phillips*	30-22	Enid, Okla.
Jan. 13	at Phillips*	32-20	Enid, Okla.
Jan. 19	at Oklahoma*	46-45	Norman, Okla.
Jan. 20	at Oklahoma*	29-41	Norman, Okla.
Jan. 22	at Central State* (Okla.)	40-35	Edmond, Okla.
Jan. 23	at Oklahoma Baptist*	31-28	Shawnee, Okla.
Feb. 2	at Oklahoma A&M*	13-31	Stillwater, Okla.
Feb. 3	at Oklahoma A&M*	18-27	Stillwater, Okla.
Feb. 9	Oklahoma Baptist*	30-31	Kendall Gym
Feb. 13	Tulsa YMCA	54-14	Tulsa YMCA
Feb. 15	Central State* (Okla.)	35-33	Kendall Gym
Feb. 16	NW Oklahoma State*	26-29	Kendall Gym
Feb. 17	NW Oklahoma State*	37-38	Kendall Gym
Feb. 23	Oklahoma*	37-27	Kendall Gym
Feb. 24	Oklahoma*	31-23	Kendall Gym
Mar. 2	Oklahoma A&M*	22-31	Kendall Gym
Mar. 3	Oklahoma A&M*	25-35	Kendall Gym

* Oklahoma Collegiate Conference



Hal Mefford
1 season W-1, L-5

1917-18 Won 1, Lost 5

Dec. 18	at Central Missouri State	21-47	Warrensburg, Mo.
Dec. 19	at Missouri	20-50	Columbia, Mo.
Jan. 1	at Illinois State	23-25	Normal, Ill.
Jan. 2	at Sparks College	22-40	Shelbyville, Ill.
Jan. 4	at Southern Illinois	22-40	Carbondale, Ill.
Jan. 12	Tulsa YMCA	45-33	Tulsa YMCA



Francis Schmidt
(see record above)

1918-19 Won 5, Lost 3

Jan. 17	Phillips*	13-41	Tulsa YMCA
Jan. 18	Phillips*	34-60	Tulsa YMCA
Jan. 24	at Oklahoma Baptist*	43-39	Shawnee, Okla.
Jan. 25	at Oklahoma Baptist*	35-34	Shawnee, Okla.
Feb. 4	TCU	39-30	Kendall Gym
Feb. 12	at Oklahoma A&M	33-41	Stillwater, Okla.
Mar. 7	Oklahoma Baptist*	50-19	Kendall Gym
Mar. 8	Oklahoma Baptist*	45-13	Kendall Gym

* Oklahoma Collegiate Conference

1919-20 Won 16, Lost 3

Jan. 16	Chilocco Indian School	20-28	Kendall Gym
Jan. 17	Chilocco Indian School	31-14	Kendall Gym
Jan. 30	East Central (Okla.)*	69-16	Kendall Gym
Jan. 31	East Central (Okla.)*	60-17	Kendall Gym
Feb. 4	SW Oklahoma State*	30-24	Kendall Gym
Feb. 6	at Oklahoma A&M	36-26	Stillwater, Okla.
Feb. 7	at Oklahoma A&M	25-22	Stillwater, Okla.
Feb. 15	at Oklahoma Baptist*	51-21	Shawnee, Okla.
Feb. 16	at Oklahoma Baptist*	45-24	Shawnee, Okla.
Feb. 17	at East Central (Okla.)*	41-9	Ada, Okla.
Feb. 18	at East Central (Okla.)*	39-14	Ada, Okla.
Feb. 19	TCU	31-29	Fort Worth, Texas
Feb. 20	at SMU	20-18	Dallas, Texas
Feb. 28	Phillips*	39-22	Kendall Gym
Feb. 29	Phillips*	34-31	Kendall Gym
Mar. 12	Phillips*	36-28	Enid, Okla.
Mar. 13	Phillips*	39-26	Enid, Okla.
Mar. 15	at Southwest Kansas	15-46	Winfield, Kan.
Mar. 16	at Southwest Kansas	23-47	Winfield, Kan.

* Oklahoma Collegiate Conference

1920-21 Won 18, Lost 2

Jan. 14	Chilocco Indian School	38-26	Harwell Gym
Jan. 15	Chilocco Indian School	31-15	Harwell Gym
Jan. 21	Phillips*	35-34	Harwell Gym
Jan. 22	Phillips*	38-18	Harwell Gym
Jan. 28	at Central State (Okla.)*	18-30	Edmond, Okla.
Jan. 29	at Central State (Okla.)*	35-30	Edmond, Okla.
Jan. 30	at Oklahoma Baptist*	25-23	Shawnee, Okla.
Jan. 31	at Oklahoma Baptist*	35-25	Shawnee, Okla.
Feb. 2	at SMU	31-23	Dallas, Texas
Feb. 3	at TCU	39-22	Fort Worth, Texas
Feb. 4	at Austin College	61-16	Sherman, Texas
Feb. 5	at Austin College	48-37	Sherman, Texas
Feb. 10	Oklahoma Baptist*	43-15	Harwell Gym
Feb. 11	Oklahoma Baptist*	45-14	Harwell Gym
Feb. 18	Central State (Okla.)*	32-22	Harwell Gym
Feb. 19	Central State (Okla.)*	45-24	Harwell Gym
Feb. 24	at Phillips*	46-26	Enid, Okla.
Feb. 25	at Phillips*	32-26/OT	Enid, Okla.
Mar. 8	Detroit YMCA#	38-33	Kansas City, Mo.
Mar. 9	Nevada University#	22-25	Kansas City, Mo.

* Oklahoma Collegiate Conference

National AAU Tournament



1920-21 Team

INTRO

PLAYERS

STAFF

REVIEW

AMERICAN ATHLETIC CONFERENCE

OPPONENTS

RECORDS

HISTORY



1921-22 Team

1921-22 Won 14, Lost 4

Jan. 20	East Central (Okla.)*	66-20	Harwell Gym
Jan. 21	East Central (Okla.)*	44-22	Harwell Gym
Jan. 26	Oklahoma A&M	34-18	Harwell Gym
Jan. 27	Oklahoma A&M	31-9	Harwell Gym
Feb. 1	SW Oklahoma State*	18-30	Harwell Gym
Feb. 3	at Central State (Okla.)*	29-26	Edmond, Okla.
Feb. 4	at Central State (Okla.)*	16-26	Edmond, Okla.
Feb. 6	at Kingfisher College*	37-19	Kingfisher, Okla.
Feb. 7	at Kingfisher College*	39-23	Kingfisher, Okla.
Feb. 8	at Cullen-Boren (Texas)	44-24	Fort Worth, Texas
Feb. 9	at North Texas	32-28	Denton, Texas
Feb. 10	at North Texas	28-42	Denton, Texas
Feb. 17	Central State (Okla.)*	24-25	Harwell Gym
Feb. 18	Central State (Okla.)*	25-22	Harwell Gym
Feb. 24	at Oklahoma A&M	30-26	Stillwater, Okla.
Feb. 25	at Oklahoma A&M	36-35	Stillwater, Okla.
Mar. 3	Oklahoma Baptist*	29-23	Harwell Gym
Mar. 4	Oklahoma Baptist*	34-19	Harwell Gym

*Oklahoma Collegiate Conference



Howard Acher
3 seasons W-16, L-12

1922-23 Won 1, Lost 3

Jan. 13	Chillico Indian School	16-33	Harwell Gym
Jan. 16	at North Texas	20-31	Denton, Texas
Jan. 17	at North Texas	28-26	Denton, Texas
Feb. 21	at St. John's (Kan.)	22-29	Winfield, Kan.

1923-24 Won 2, Lost 1

Jan. 19	Bristow Prep (Okla.)	41-13	Harwell Gym
Feb. 3	at Missouri	35-19	Columbia, Mo.
Feb. 5	at Drury College (Mo.)	26-27	Springfield, Mo.

1924-25 Won 13, Lost 8

Jan. 12	NE Oklahoma State*	24-16	Harwell Gym
Jan. 22	Oklahoma City*	33-14	Harwell Gym
Jan. 29	at NE Oklahoma State*	34-24	Tahlequah, Okla.
Jan. 30	at NE Oklahoma State*	25-15	Tahlequah, Okla.
Feb. 5	Phillips*	20-24	Harwell Gym
Feb. 6	Phillips*	32-11	Harwell Gym
Feb. 10	at Oklahoma Baptist*	17-28	Shawnee, Okla.
Feb. 11	at Oklahoma Baptist*	24-28	Shawnee, Okla.
Feb. 12	at Central State(Okla.)*	24-27	Edmond, Okla.
Feb. 13	at Central State (Okla.)*	18-31	Edmond, Okla.
Feb. 14	at Oklahoma City*	22-19	Okla. City, Okla.
Feb. 19	at SMU	28-25	Dallas, Texas
Feb. 24	at NW Oklahoma State*	18-32	Alva, Okla.

Feb. 25	at NW Oklahoma State*	27-26	Alva, Okla.
Feb. 26	at Phillips*	31-26	Enid, Okla.
Feb. 27	at Phillips*	36-19	Enid, Okla.
Mar. 5	Central State (Okla.)*	32-25	Harwell Gym
Mar. 6	Central State (Okla.)*	46-24	Harwell Gym
Mar. 12	NE Oklahoma State	37-22	Enid, Okla.
Mar. 13	SW Oklahoma State	21-40	Enid, Okla.
Mar. 14	NW Oklahoma State	21-30	Enid, Okla.

*Oklahoma Collegiate Conference



J.B. Miller
5 seasons W-16, L-45

1925-26 Won 7, Lost 10

Jan. 22	Phillips*	16-26	Harwell Gym
Jan. 28	at NE Oklahoma State*	30-27	Tahlequah, Okla.
Jan. 29	at East Central (Okla.)*	29-40	Ada, Okla.
Jan. 30	at SE Oklahoma State*	26-55	Durant, Okla.
Feb. 4	at SW Oklahoma State*	34-31/OT	Weatherford, Okla.
Feb. 5	at SW Oklahoma State*	27-18	Weatherford, Okla.
Feb. 11	at NE Oklahoma State*	29-17	Tahlequah, Okla.
Feb. 12	at Central State (Okla.)*	24-25	Edmond, Okla.
Feb. 13	SW Oklahoma State*	41-43	Harwell Gym
Feb. 18	Oklahoma Baptist*	18-30	Harwell Gym
Feb. 19	Oklahoma Baptist*	20-30	Harwell Gym
Feb. 20	East Central (Okla.)*	46-27	Harwell Gym
Feb. 24	at Phillips*	20-39	Enid, Okla.
Feb. 25	at NW Oklahoma State*	27-62	Alva, Okla.
Feb. 26	at NW Oklahoma State*	42-49	Alva, Okla.
Mar. 4	Central State (Okla.)*	40-38	Harwell Gym
Mar. 5	Central State (Okla.)*	41-36	Harwell Gym

*Oklahoma Collegiate Conference

1926-27 Won 3, Lost 6

Jan. 15	NE Oklahoma State*	23-19	Harwell Gym
Jan. 19	SE Oklahoma State*	19-39	Harwell Gym
Jan. 22	at NE Oklahoma State*	16-26	Tahlequah, Okla.
Jan. 28	at Central State (Okla.)*	23-17	Edmond, Okla.
Jan. 29	at Oklahoma City*	14-37	Okla. City, Okla.
Feb. 4	Phillips University*	17-46	Harwell Gym
Feb. 11	Oklahoma Baptist*	35-33	Harwell Gym
Feb. 18	at Oklahoma Baptist*	21-37	Shawnee, Okla.
Mar. 3	Central State (Okla.)*	26-29	Harwell Gym

*Oklahoma Collegiate Conference

1927-28 Won 2, Lost 12

Jan. 4	American Academy	32-14	Harwell Gym
Jan. 13	NE Oklahoma State*	27-39	Harwell Gym
Jan. 17	at Phillips*	19-32	Enid, Okla.
Jan. 27	at NE Oklahoma State*	24-36	Tahlequah, Okla.
Feb. 3	Oklahoma Baptist*	36-33	Harwell Gym
Feb. 4	SW Oklahoma State*	27-32	Harwell Gym
Feb. 10	at Central State (Okla.)*	25-29	Edmond, Okla.
Feb. 11	at Oklahoma City*	29-41	Okla. City, Okla.
Feb. 16	at Oklahoma Baptist*	20-24	Shawnee, Okla.
Feb. 18	NW Oklahoma State*	32-43	Harwell Gym
Feb. 21	Phillips*	29-37	Harwell Gym
Feb. 24	Oklahoma City*	25-40	Harwell Gym
Mar. 1	East Central (Okla.)*	20-54	Harwell Gym
Mar. 3	Central State (Okla.)*	25-31	Harwell Gym

*Oklahoma Collegiate Conference

1928-29 Won 2, Lost 11

Jan. 11	at NE Oklahoma State*	30-24	Tahlequah, Okla.
Jan. 18	NE Oklahoma State*	48-32	Harwell Gym
Jan. 19	Oklahoma City*	30-34	Harwell Gym
Jan. 26	Central State (Okla.)*	25-35	Harwell Gym
Jan. 29	Phillips University*	22-36	Harwell Gym
Jan. 31	at SW Oklahoma State*	11-27	Weatherford, Okla.
Feb. 9	at Oklahoma Baptist*	20-25	Shawnee, Okla.
Feb. 8	at Central State (Okla.)*	18-33	Edmond, Okla.
Feb. 11	NW Oklahoma State*	33-42	Harwell Gym
Feb. 21	East Central (Okla.)*	34-75	Harwell Gym
Feb. 23	Oklahoma Baptist*	15-36	Harwell Gym
Mar. 1	at Phillips*	20-65	Enid, Okla.
Mar. 3	at NW Oklahoma State*	15-34	Alva, Okla.

*Oklahoma Collegiate Conference

1929-30 Won 2, Lost 6

Jan. 10	Phillips 66'er's	25-39	Harwell Gym
Jan. 17	Oklahoma City*	35-37	Harwell Gym
Jan. 31	at Oklahoma City*	33-35	Okla. City, Okla.
Feb. 7	at Oklahoma Baptist*	35-49	Shawnee, Okla.
Feb. 14	Phillips*	35-39	Harwell Gym
Feb. 19	at Phillips*	16-39	Enid, Okla.
Feb. 21	Oklahoma Baptist*	38-37	Harwell Gym
Mar. 1	Grinnell	30-27/OT	Harwell Gym

*Big Four Conference



Oliver Hodge
2 seasons W-20, L-11

1930-31 Won 10, Lost 4

Dec. 19	at Phillips 66'ers	10-33	Bartlesville, Okla.
Dec. 20	at Wichita State	32-30	Wichita, Kan.
Jan. 15	Wichita State	26-28/OT	Harwell Gym
Jan. 16	at Drury College	28-18	Springfield, Mo.
Jan. 26	at Oklahoma City*	27-23	Okla. City, Okla.
Jan. 27	at Oklahoma Baptist*	42-20	Shawnee, Okla.
Jan. 31	Drury College	38-27	Harwell Gym
Feb. 5	at Phillips*	17-31	Enid, Okla.
Feb. 7	Oklahoma Baptist*	30-33	Harwell Gym
Feb. 14	at Oklahoma City*	28-18	Central High
Feb. 18	at Drake	19-15	Des Moines, Iowa
Feb. 19	at Weston Ath. Club (Ia.)	35-25	Newton, Iowa
Feb. 21	Phillips*	24-23	Central High
Mar. 3	Drake	30-28	Central High

*Big Four Conference



1930-31 Team

1931-32 Won 10, Lost 7

Dec. 15 at Arkansas	28-33	Fayetteville, Ark.
Dec. 16 at Arkansas	29-37	Fayetteville, Ark.
Dec. 17 Drury College	33-28	Central High
Dec. 22 at Southwest Kansas	18-27	Winfield, Kan.
Jan. 7 at Drake	25-19	Des Moines, Iowa
Jan. 8 at Grinnell	25-23	Grinnell, Iowa
Jan. 9 at KC Athletic Club	14-30	Kansas City, Mo.
Jan. 15 at Drury College	24-31	Springfield, Mo.
Jan. 16 at SW Missouri State	37-30	Springfield, Mo.
Jan. 19 SW Missouri State	18-24	Coliseum
Jan. 21 at Oklahoma City*	26-22	Oklahoma City, Okla.
Jan. 22 at Oklahoma Baptist*	33-22	Shawnee, Okla.
Feb. 8 Oklahoma Baptist*	32-15	Central High
Feb. 10 Phillips*	31-29	Central High
Feb. 18 Oklahoma City*	45-20	Central High
Feb. 25 at Phillips*	24-26/OT	Enid, Okla.
Feb. 27 Drake	53-19	Central High

*Big Four Conference



Chet Benefiel
7 seasons W-65, L-65

1932-33 Won 11, Lost 6

Dec. 20 at Oklahoma	33-58	Norman, Okla.
Dec. 21 at Oklahoma	20-49	Norman, Okla.
Dec. 29 Arkansas	25-35	Coliseum
Jan. 5 at Oklahoma A&M	39-28	Stillwater, Okla.
Jan. 11 at SW Missouri State	15-29	Springfield, Mo.
Jan. 12 at Drury College	33-16	Springfield, Mo.
Jan. 13 at Missouri-Rolla	44-22	Rolla, Mo.
Jan. 19 at Oklahoma City*	45-27	Oklahoma City, Okla.
Jan. 20 at Oklahoma Baptist*	51-39	Shawnee, Okla.
Jan. 23 Phillips*	25-32	Central High
Feb. 3 Oklahoma City*	32-22	Central High
Feb. 10 Drury College	30-15	Harwell Gym
Feb. 13 at Arkansas	19-28	Fayetteville, Ark.
Feb. 16 Oklahoma A&M	27-23	Central Gym
Feb. 18 Oklahoma Baptist*	34-29	Harwell Gym
Feb. 23 at Phillips*	21-20	Enid, Okla.
Mar. 3 Phillips*	22-19	Coliseum

*Big Four Conference

1933-34 Won 6, Lost 8

Dec 20 at Central State (Okla.)	21-27	Edmond, Okla.
Jan. 6 at Arkansas	13-18	Fayetteville, Ark.
Jan. 8 at SW Missouri State	16-27	Springfield, Mo.
Jan. 9 at Drury College	28-26	Springfield, Mo.
Jan. 12 at Phillips*	17-22	Enid, Okla.
Jan. 16 Drury College	31-15	Harwell Gym
Jan. 20 Oklahoma Baptist*	30-24	Central High
Jan. 29 Arkansas	25-24	Central High
Feb. 2 Oklahoma A&M	22-24	Central High
Feb. 8 at Oklahoma City*	28-32	Oklahoma City, Okla.
Feb. 9 at Oklahoma Baptist*	23-20	Shawnee, Okla.
Feb. 22 at Phillips*	26-23	Enid, Okla.
Feb. 23 at Oklahoma A&M	17-31	Stillwater, Okla.
Mar. 2 SW Missouri State	19-20	Harwell Gym

*Big Four Conference

1934-35 Won 6, Lost 10

Dec. 18 Arkansas	25-21	Coliseum
Dec. 20 at Central State (Okla.)	30-17	Edmond, Okla.
Jan. 5 at Arkansas	13-34	Fayetteville, Ark.
Jan. 8 Creighton*	11-38	Coliseum
Jan. 15 at Oklahoma A&M*	23-21	Stillwater, Okla.

Jan. 18 at Washington (Mo.)*	13-21	St. Louis, Mo.
Jan. 19 at SW Missouri State	21-43	Springfield, Mo.
Jan. 29 Washburn *	28-21	Coliseum
Feb. 5 Grinnell*	51-33	Central High
Feb. 9 at Grinnell*	21-46	Grinnell, Iowa
Feb. 11 at Drake*	26-45	Des Moines, Iowa
Feb. 15 Washington (Mo.)*	27-19	Central High
Feb. 22 Drake*	36-46	Central High
Feb. 26 Oklahoma A&M*	17-21	Coliseum
Mar. 1 at Creighton*	21-39	Omaha, Neb.
Mar. 2 at Washburn*	20-38	Topeka, Kan.

*Missouri Valley Conference

1935-36 Won 6, Lost 14

Dec. 14 at Wichita State	21-29	Wichita, Kan.
Dec. 17 at Coffeyville JC	17-31	Coffeyville, Kan.
Dec. 20 Arkansas	29-47	Central High
Dec. 30 Central Missouri State	38-34	Winfield, Kan.
Dec. 31 at Emporia College (Kan.)	19-38	Winfield, Kan.
Jan. 1 Doane College (Neb.)	12-16	Winfield, Kan.
Jan. 2 SE Oklahoma State	14-21	Winfield, Kan.
Jan. 7 Grinnell*	23-28	Central High
Jan. 10 Creighton*	31-32	Central High
Jan. 16 Washburn*	24-26	Central High
Jan. 25 at Arkansas	42-28	Fayetteville, Ark.
Feb. 4 Oklahoma A&M*	24-28	Central High
Feb. 7 at Washington (Mo.)*	28-27	St. Louis, Mo.
Feb. 11 Washington (Mo.)*	40-19	Central High
Feb. 14 at Washburn*	24-34	Topeka, Kan.
Feb. 15 at Creighton*	22-37	Omaha, Neb.
Feb. 21 Drake*	43-23	Central High
Feb. 25 at Oklahoma A&M*	14-33	Stillwater, Okla.
Feb. 29 at Grinnell*	28-34	Grinnell, Iowa
Mar. 2 at Drake*	19-33	Des Moines, Iowa

*Missouri Valley Conference

1936-37 Won 9, Lost 9

Dec. 18 Drury College	36-21	Central High
Dec. 30 Oklahoma Baptist^	42-21	Oklahoma City, Okla.
Dec. 31 NW Oklahoma State^	35-24	Oklahoma City, Okla.
Jan. 1 Baylor^	25-23	Oklahoma City, Okla.
Jan. 2 Oklahoma A&M^	17-40	Oklahoma City, Okla.
Jan. 4 at Washington (MO)*	27-41	St. Louis, Mo.
Jan. 5 at Drury College	27-22	Springfield, Mo.
Jan. 8 Drake*	34-26	Cascia Hall
Jan. 12 Washington (Mo.)*	38-27	Cascia Hall
Jan. 18 Creighton*	42-39	Cascia Hall
Jan. 29 at Oklahoma A&M*	18-25	Stillwater, Okla.
Feb. 2 Grinnell*	30-31/OT	Cascia Hall
Feb. 12 at Washburn *	19-36	Topeka, Kan.
Feb. 13 at Creighton*	26-54	Omaha, Neb.
Feb. 20 Washburn*	42-35	Cascia Hall
Feb. 26 at Grinnell*	24-26	Grinnell, Iowa
Feb. 27 at Drake*	24-28	Des Moines, Iowa
Mar. 2 Oklahoma A&M*	30-33	Cascia Hall

^All-College Tournament

*Missouri Valley Conference

1937-38 Won 12, Lost 10

Dec. 15 Oklahoma	16-23	Coliseum
Dec. 16 Oklahoma	29-31	Coliseum
Dec. 22 at Oklahoma City	50-28	Oklahoma City, Okla.
Dec. 27 Panhandle State^	46-21	Oklahoma City, Okla.
Dec. 28 Southwest Kansas^	38-45	Oklahoma City, Okla.
Dec. 29 Central Missouri^	37-40	Oklahoma City, Okla.
Dec. 30 Baylor^	27-21	Oklahoma City, Okla.
Jan. 8 at Drake*	22-29	Des Moines, Iowa
Jan. 10 at Grinnell*	33-32	Grinnell, Iowa
Jan. 12 at Creighton*	33-32	Omaha, Neb.
Jan. 13 at Washburn*	39-27	Topeka, Kan.
Jan. 14 at St. Benedict's (Kan.)	30-27	Atchison, Kan.
Jan. 17 Washington (Mo.)*	32-19	Central High

Jan. 31 Drake*	30-36	Central High
Feb. 1 Grinnell*	32-30	Central High
Feb. 8 Washburn*	29-38	Central High
Feb. 15 Creighton*	41-38	Cascia Hall
Feb. 18 St. Louis*	22-25	Cascia Hall
Feb. 22 Oklahoma A&M*	29-33	Cascia Hall
Feb. 26 at St. Louis*	39-33	St. Louis, Mo.
Feb. 28 at Washington (Mo.)*	37-34	St. Louis, Mo.
Mar. 4 at Oklahoma A&M*	22-42	Stillwater, Okla.

^All-College Tournament

*Missouri Valley Conference

1938-39 Won 15, Lost 8

Dec. 14 at Drury College	33-30	Springfield, Mo.
Dec. 15 at Southern Illinois	28-19	Carbondale, Ill.
Dec. 16 at SE Missouri State	38-31	Cape Girardeau, Mo.
Dec. 17 at SW Missouri State	16-30	Springfield, Mo.
Dec. 26 West Texas State^	39-32	Oklahoma City, Okla.
Dec. 27 Emporia State (Kan.)^	25-37	Oklahoma City, Okla.
Dec. 28 Westminster (Mo.)^	37-21	Oklahoma City, Okla.
Dec. 29 at Oklahoma City^	40-32	Oklahoma City, Okla.
Dec. 30 Southwest Kansas^	34-21	Oklahoma City, Okla.
Jan. 7 St. Louis*	36-34	Newblock Park
Jan. 9 Grinnell*	32-36	Newblock Park
Jan. 11 at Oklahoma A&M*	27-32/OT	Stillwater, Okla.
Jan. 14 Drake*	36-35	Webster High
Feb. 4 Creighton*	55-42	Webster High
Feb. 6 Washburn*	34-20	Webster High
Feb. 11 at Washington (Mo.)*	48-49	St. Louis, Mo.
Feb. 13 at St. Louis*	35-26	St. Louis, Mo.
Feb. 18 at Washburn*	31-35	Topeka, Kan.
Feb. 20 at Creighton*	27-32	Omaha, Neb.
Feb. 22 at Drake*	24-25	Des Moines, Iowa
Feb. 23 at Grinnell*	39-33	Grinnell, Iowa
Feb. 28 Washington (Mo.)*	43-25	Webster High
Mar. 2 Oklahoma A&M*	29-26	Webster High

^All-College Tournament

*Missouri Valley Conference



H. B. (Tex) Ryon
2 seasons W-15, L-28

1939-40 Won 12, Lost 15

Dec. 13 at East Central (Okla.)	28-34	Ada, Okla.
Dec. 15 East Central (Okla.)	43-31	Newblock Park
Dec. 18 SW Missouri State	31-28	Newblock Park
Dec. 19 at Independence JC	61-40	Independence, Kan.
Dec. 20 NE Oklahoma State%	44-17	Newblock Park
Dec. 21 Oklahoma Baptist%	34-21	Newblock Park
Dec. 22 East Central (Okla.)%	24-31	Newblock Park
Dec. 23 East Texas State%	42-45	Newblock Park
Dec. 28 Baylor^	32-46	Oklahoma City, Okla.
Dec. 29 North Texas^	28-31	Oklahoma City, Okla.
Dec. 30 Oklahoma City^	56-23	Oklahoma City, Okla.
Dec. 31 West Texas State^	30-42	Oklahoma City, Okla.
Jan. 12 at Washburn*	35-21	Topeka, Kan.
Jan. 13 at Creighton*	24-36	Omaha, Neb.
Jan. 15 at Drake*	33-42	Des Moines, Iowa
Jan. 19 Washington (Mo.)*	37-23	Newblock Park
Jan. 25 at Bradley	34-38	Peoria, Ill.
Jan. 27 at Yale	33-42	White Plains, N.Y.
Jan. 30 LaSalle	45-36	Baltimore, Md.
Feb. 3 St. Louis*	38-27	Newblock Park
Feb. 5 Creighton*	31-34	Newblock Park
Feb. 7 Oklahoma A&M*	22-36	Newblock Park

INTRO

PLAYERS

STAFF

REVIEW

AMERICAN ATHLETIC CONFERENCE


OPPONENTS

RECORDS

HISTORY

Feb. 10 Washburn*	23-24	Newblock Park
Feb. 16 Drake*	41-35	Newblock Park
Feb. 24 at St. Louis*	40-27	St. Louis, Mo.
Feb. 26 at Washington (Mo.)*	18-25	St. Louis, Mo.
Mar. 1 at Oklahoma A&M*	26-42	Stillwater, Okla.

%Tulsa All-College Tournament
*All-College Tournament
* Missouri Valley Conference



Jack Sterrett
1 season W-12, L-9

1940-41 Won 12, Lost 9

Dec. 14 Pittsburg State (Kan.)	39-34	Newblock Park
Dec. 17 East Central (Okla.)	32-30	Newblock Park
Dec. 19 at East Central (Okla.)	30-38	Ada, Okla.
Dec. 27 West Texas State^	42-61	Okla. City, Okla.
Dec. 28 Baylor^	51-47	Okla. City, Okla.
Dec. 29 New Mexico State^	37-23	Okla. City, Okla.
Dec. 30 Central Missouri State^	23-33	Okla. City, Okla.
Jan. 6 at SW Missouri State	24-27	Springfield, Mo.
Jan. 10 at Oklahoma A&M*	23-39	Stillwater, Okla.
Jan. 15 at Pittsburg State (Kan.)	33-29	Pittsburg, Kan.
Jan. 18 Creighton*	29-45	Newblock Park
Feb. 1 at Washburn*	42-34	Topeka, Kan.
Feb. 3 at Drake*	34-41	Des Moines, Iowa
Feb. 5 at Creighton*	39-31	Omaha, Neb.
Feb. 8 Washburn*	43-38	Rogers High
Feb. 15 at Washington (Mo.)*	25-36	St. Louis, Mo.
Feb. 17 at St. Louis*	29-26	St. Louis, Mo.
Feb. 28 Washington (Mo.)*	32-26	Rogers High
Mar. 1 St. Louis*	44-28	Rogers High
Mar. 4 Oklahoma A&M*	24-22	Rogers High
Mar. 7 Drake*	58-59	Rogers High

^All-College Tournament
* Missouri Valley Conference



H.B. (Tex) Ryon
(see record above)

1941-42 Won 3, Lost 13

Dec. 16 at NE Oklahoma State	20-26	Tahlequah, Okla.
Dec. 18 at Oklahoma Baptist	21-36	Shawnee, Okla.
Jan. 6 at SW Missouri State	21-37	Springfield, Mo.
Jan. 10 Drake*	50-35	Rogers High
Jan. 15 at Oklahoma A&M*	17-41	Stillwater, Okla.
Jan. 20 SW Missouri State	20-30	Rogers High
Jan. 31 at Arkansas	30-59	Fayetteville, Ark.
Feb. 2 St. Louis*	32-28	Rogers High
Feb. 7 at St. Louis*	31-51	St. Louis, Mo.
Feb. 9 at Washington (Mo.)*	27-47	St. Louis, Mo.
Feb. 16 Washington (Mo.)*	32-36	Rogers High
Feb. 18 at Oklahoma A&M*	25-38	Stillwater, Okla.
Feb. 21 Creighton*	30-40	Rogers High
Feb. 24 Arkansas	27-69	Rogers High
Feb. 26 at Drake*	43-34	Des Moines, Iowa
Feb. 28 at Creighton*	23-54	Omaha, Neb.

* Missouri Valley Conference




Mike Milligan
1 season W-0, L-10

1942-43 Won 0, Lost 10

Jan. 9 Washington (Mo.)*	0-2	(TU lost by forfeit)
Jan. 15 at Washington (Mo.)*	22-42	St. Louis, Mo.
Jan. 16 at St. Louis*	20-40	St. Louis, Mo.

Feb. 6 Creighton*	38-59	Rogers High
Feb. 8 Oklahoma A&M*	24-28	Rogers High
Feb. 12 at Drake*	29-51	Des Moines, Iowa
Feb. 13 at Creighton*	26-65	Omaha, Neb.
Feb. 20 St. Louis*	52-55	Rogers High
Feb. 22 at Oklahoma A&M*	22-53	Stillwater, Okla.
Feb. 27 Drake*	52-65	Rogers High

* Missouri Valley Conference



Woody West
1 season W-5, L-3

1943-44 Won 5, Lost 3

Jan. 27 at Oklahoma Baptist	48-30	Shawnee, Okla.
Jan. 29 Okmulgee Armed Ser.	53-46	Rogers High
Feb. 1 at Okmulgee Armed Ser.	43-36	Okmulgee, Okla.
Feb. 5 Oklahoma Baptist	47-40	Rogers High
Feb. 10 at Camp Crowder (Mo.)	50-28	Neosho, Mo.
Feb. 12 at Drury (Mo.)	49-52	Springfield, Mo.
Feb. 22 Oklahoma A&M	24-31	Coliseum
Feb. 26 at Oklahoma A&M	29-56	Stillwater, Okla.



Paul Alyea
1 season W-4, L-8

1944-45 Won 4, Lost 8

Jan. 25 East Central (Okla.)	40-36	Rogers High
Jan. 31 Glennan Hospital (Okla.)	45-44	Rogers High
Feb. 1 at East Central (Okla.)	44-33	Ada, Okla.
Feb. 3 Camp Crowder (Mo.)	46-42	Rogers High
Feb. 6 Phillips	30-31	Webster High
Feb. 13 at Phillips	44-59	Enid, Okla.
Feb. 16 at Camp Crowder (Mo.)	42-46	Neosho, Mo.
Feb. 21 Glennan Hospital (Okla.)	48-57	Okmulgee, Okla.
Feb. 24 Camp Gruber (Okla.)	22-39	Webster High
Feb. 28 Oklahoma A&M	23-46	Coliseum
Mar. 6 at Camp Gruber (Okla.)	40-48	Gruber, Okla.
Mar. 14 at Oklahoma A&M	27-78	Stillwater, Okla.

* no conference competition due to WWII



Don Shields
2 seasons W-11, L-31

1945-46 Won 6, Lost 12

Jan. 15 Camp Gruber	43-42/OT	Rogers High
Jan. 18 at Camp Chaffee	30-44	Fort Smith, Ark.
Jan. 23 at Camp Gruber	31-35	Camp Gruber, Okla.
Jan. 25 Camp Chaffee	54-44	Rogers High
Jan. 29 at Oklahoma A&M*	22-53	Stillwater, Okla.
Feb. 1 at Washington (Mo.)*	36-40	St. Louis, Mo.
Feb. 2 at St. Louis*	35-32	St. Louis, Mo.
Feb. 5 Wichita State*	35-42	Rogers High
Feb. 12 Oklahoma A&M*	16-38	Fairground Pavilion
Feb. 16 at Phillips	45-37	Okla. City, Okla.
Feb. 21 St. Louis*	35-48	Fairground Pavilion
Feb. 22 at Washington (Mo.)*	54-50	Stillwater, Okla.



1939-40 Team

Feb. 25 at Wichita State*	29-33	Wichita, Kan.
Feb. 27 Creighton*	59-42	Rogers High
Mar. 2 Drake*	46-48	Webster High
Mar. 7 at Creighton*	39-40	Omaha, Neb.
Mar. 8 at Morningside College	45-46	Sioux City, Iowa
Mar. 9 at Drake*	46-52	Des Moines, Iowa

*Missouri Valley Conference

1946-47 Won 5, Lost 19

Dec. 3 Texas Wesleyan	42-77	Central High
Dec. 4 at Arkansas	21-56	Fayetteville, Ark.
Dec. 6 Phillips	43-42	Fairground Pavilion
Dec. 17 at Central State (Okla.)	28-39	Edmond, Okla.
Dec. 20 at Southwest Kansas	36-52	Winfield, Kan.
Dec. 31 at Cincinnati	42-43	Cincinnati, Ohio
Jan. 1 at Eastern Kentucky	32-57	Louisville, Ky.
Jan. 10 Washington (Mo.)*	42-38	Rogers High
Jan. 11 St. Louis*	40-57	Rogers High
Jan. 14 at Phillips	36-46	Enid, Okla.
Jan. 24 at Wichita State*	35-34	Wichita, Kan.
Jan. 25 at Bradley	42-47	Moline, Ill.
Jan. 28 Central State (Okla.)	40-41/2OT	Rogers High
Feb. 6 at Morningside College	44-49	Sioux City, Iowa
Feb. 7 at Creighton*	35-69	Omaha, Neb.
Feb. 8 at Drake*	35-46	Des Moines, Iowa
Feb. 12 Southwest Kansas	50-43	Rogers High
Feb. 14 at Washington (Mo.)*	34-47	St. Louis, Mo.
Feb. 15 at St. Louis*	34-52	St. Louis, Mo.
Feb. 21 Wichita State*	23-29	Rogers High
Feb. 28 Drake*	77-55	Cascia Hall High
Mar. 1 Creighton*	51-62	Cascia Hall High
Mar. 5 Oklahoma A&M*	20-55	Fairground Pavilion
Mar. 8 at Oklahoma A&M*	31-57	Stillwater, Okla.

*Missouri Valley Conference



John Garrison
2 seasons W-11, L-36

1947-48 Won 7, Lost 16

Dec. 5 at Kentucky	18-72	Lexington, Ky.
Dec. 6 at Kentucky	22-71	Lexington, Ky.
Dec. 9 Southwest Kansas	69-57	Cascia Hall High
Dec. 13 Phillips	53-46	Webster High
Dec. 18 Phillips	67-54	Enid, Okla.
Dec. 21 East Central (Okla.)	65-61	Central High
Jan. 6 at Oklahoma A&M*	25-49	Stillwater, Okla.
Jan. 13 at East Central (Okla.)	44-59	Ada, Okla.
Jan. 17 at Wichita State*	45-44/OT	Wichita, Kan.
Jan. 20 at Bradley	34-71	Peoria, Ill.
Jan. 21 at Loyola (Ill.)	32-51	Chicago, Ill.
Jan. 23 at Lawrence Tech	58-60	Detroit, Mich.
Jan. 27 Wichita State*	48-54	Fairground Armory
Feb. 3 Oklahoma A&M*	27-42	Fairground Armory
Feb. 7 Creighton*	40-36	Fairground Armory
Feb. 9 Drake*	53-69	Fairground Armory
Feb. 10 Oklahoma Baptist	60-49	Fairground Armory
Feb. 13 St. Louis*	39-48	Fairground Armory
Feb. 20 at Oklahoma Baptist	46-53/OT	Shawnee, Okla.
Feb. 23 at Southwest Kansas	50-70	Winfield, Kan.
Feb. 28 at Drake*	51-72	Des Moines, Iowa
Mar. 1 at Creighton*	32-40	Omaha, Neb.
Mar. 2 at St. Louis*	48-68	St. Louis, Mo.

*Missouri Valley Conference

1948-49 Won 4, Lost 20

Dec. 1 at Drury College	62-51	Springfield, Mo.
Dec. 3 at Oklahoma Baptist	35-43	Shawnee, Okla.
Dec. 4 East Texas State	38-58	Fairground Armory
Dec. 7 Oklahoma Baptist	53-58	Fairground Armory
Dec. 10 at Kentucky	27-81	Lexington, Ky.
Dec. 11 at Tennessee	38-63	Knoxville, Tenn.
Dec. 17 Phillips	65-47	Fairground Armory
Dec. 18 at Southwest Kansas	50-66	Winfield, Kan.
Jan. 8 Bradley*	37-57	Fairground Armory
Jan. 10 Drake*	50-62	Fairground Armory
Jan. 14 at Oklahoma City	32-51	Okla. City, Okla.
Jan. 15 Centenary	40-67	Okla. City, Okla.
Jan. 21 #1 St. Louis*	40-58	Fairground Armory
Jan. 25 Southwest Kansas	53-54	Fairground Armory
Feb. 1 #3 Oklahoma A&M*	31-69	Fairground Armory
Feb. 5 at Drake*	42-63	Des Moines, Iowa
Feb. 7 at Creighton*	36-46	Omaha, Neb.
Feb. 11 at Phillips	70-56	Enid, Okla.
Feb. 12 at Wichita State*	35-42	Wichita, Kan.
Feb. 14 at #3 Oklahoma A&M*	35-58	Stillwater, Okla.
Feb. 22 Wichita State*	43-54	Fairground Armory
Feb. 26 at #10 Bradley*	49-88	Peoria, Ill.
Feb. 28 at #2 St. Louis*	58-77	St. Louis, Mo.
Mar. 11 Creighton*	58-42	Fairground Armory

*Missouri Valley Conference



Clarence Iba
11 seasons W-137, L-147

1949-50 Won 12, Lost 11

Dec. 2 at Oklahoma Baptist	34-27	Shawnee, Okla.
Dec. 6 at Phillips	39-37	Enid, Okla.
Dec. 8 at Southwest Kansas	40-26	Winfield, Kan.
Dec. 10 Phillips	48-42	Fairground Armory
Dec. 13 Southwestern Kansas	43-31	Fairground Armory
Dec. 15 Oklahoma Baptist	30-27	Fairground Armory
Dec. 27 NW Louisiana^	45-40	Enid, Okla.
Dec. 28 Washburn (Kan.)^	50-42	Enid, Okla.
Dec. 29 Pittsburg State (Kan.)^	45-52	Enid, Okla.
Jan. 3 at Oklahoma City	39-48	Okla. City, Okla.
Jan. 10 Wichita State*	42-36	Fairground Armory
Jan. 14 Drake*	44-50	Fairground Armory
Jan. 21 Oklahoma A&M*	33-47	Fairground Armory
Jan. 26 at #6 Bradley*	45-64	Peoria, Ill.
Jan. 28 at Detroit*	47-50	Detroit, Mich.
Jan. 31 Oklahoma City	33-29	Fairground Armory
Feb. 4 at Drake*	56-57	Des Moines, Iowa
Feb. 6 at St. Louis*	48-70	St. Louis, Mo.
Feb. 11 at Wichita State*	44-40	Wichita, Kan.
Feb. 18 Detroit*	53-49	Fairground Armory
Feb. 23 at Oklahoma A&M*	27-34	Stillwater, Okla.
Feb. 27 Bradley*	56-57	Fairground Armory
Mar. 6 St. Louis*	51-72	Fairground Armory

^Enid Intercollegiate Tournament

*Missouri Valley Conference

1950-51 Won 10, Lost 17

Dec. 2 at Arkansas	46-59	Fayetteville, Ark.
Dec. 5 Phillips	77-48	Fairground Pavilion
Dec. 9 Arkansas	48-46	Fairground Pavilion
Dec. 12 Oklahoma Baptist	54-52	Fairground Pavilion
Dec. 16 at Drake*	46-56	Des Moines, Iowa
Dec. 19 at Phillips	59-48	Enid, Okla.
Dec. 27 Arkansas^	48-59	Okla. City, Okla.
Dec. 28 at Oklahoma City^	56-43	Okla. City, Okla.
Dec. 29 Vanderbilt^	49-56	Okla. City, Okla.
Jan. 6 at Wichita State*	48-51	Wichita, Kan.
Jan. 11 #3 Oklahoma A&M*	38-40	Fairground Pavilion
Jan. 19 #8 St. Louis*	49-69	Fairground Pavilion
Jan. 25 at Xavier (Ohio)	40-41	Cincinnati, Ohio
Jan. 27 Evansville	37-61	Owensboro, Ky.
Jan. 29 at Detroit*	50-62	Detroit, Mich.
Jan. 31 at #10 St. Louis*	45-47	St. Louis, Mo.
Feb. 3 at SMU	54-64	Dallas, Texas
Feb. 10 at Houston*	50-45	Houston, Texas
Feb. 12 Drake*	46-54	Fairground Pavilion
Feb. 14 at #2 Oklahoma A&M*	39-61	Stillwater, Okla.
Feb. 19 Detroit*	60-49	Fairground Pavilion
Feb. 21 at Oklahoma City	38-41	Okla. City, Okla.
Feb. 24 #7 Bradley*	51-53	Fairground Pavilion
Feb. 27 Wichita State*	58-49	Fairground Pavilion
Mar. 3 at #5 Bradley*	42-71	Peoria, Ill.
Mar. 5 Houston*	60-44	Fairground Pavilion
Mar. 8 Oklahoma City	52-50	Fairground Pavilion

^All-College Tournament

*Missouri Valley Conference

1951-52 Won 14, Lost 10

Dec. 7 SMU	46-48	Fairground Pavilion
Dec. 12 Arkansas	48-44	Fairground Pavilion
Dec. 15 Loyola (Calif.)	66-40	Fairground Pavilion
Dec. 19 Missouri	60-53	Fairground Pavilion
Dec. 22 at Arkansas	66-48	Fayetteville, Ark.
Dec. 27 Alabama^	62-52	Okla. City, Okla.
Dec. 28 Idaho ^	77-75/2OT	Okla. City, Okla.
Dec. 29 at Oklahoma City^	41-52	Okla. City, Okla.
Jan. 4 at Houston*	41-42	Houston, Texas
Jan. 7 Wichita State*	74-46	Fairground Pavilion
Jan. 12 Drake	45-42	Fairground Pavilion
Jan. 19 at #18 Oklahoma City	46-43	Okla. City, Okla.
Jan. 24 at Detroit*	55-67	Detroit, Mich.
Jan. 26 at Bradley*	58-64	Peoria, Ill.
Feb. 1 Houston*	55-52	Fairground Pavilion
Feb. 5 #15 Oklahoma City	46-48/OT	Fairground Pavilion
Feb. 7 #16 Oklahoma A&M*	46-33	Fairground Pavilion
Feb. 16 at #7 St. Louis*	55-73	St. Louis, Mo.
Feb. 18 at Drake	53-61	Des Moines, Iowa
Feb. 23 Bradley*	63-56	Fairground Pavilion
Feb. 25 Detroit*	62-44	Fairground Pavilion
Feb. 28 at Wichita State*	61-53	Wichita, Kan.
Mar. 3 at Oklahoma A&M*	33-39	Stillwater, Okla.
Mar. 8 #5 St. Louis*	66-68/OT	Fairground Pavilion

^All-College Tournament

*Missouri Valley Conference

1952-53 Won 15, Lost 10

Dec. 6 New Mexico State	56-44	Fairground Pavilion
Dec. 10 Arkansas	69-54	Fairground Pavilion
Dec. 12 Texas Tech	67-53	Fairground Pavilion
Dec. 18 San Diego State	57-40	Fairground Pavilion
Dec. 20 San Francisco	69-62	Fairground Pavilion
Dec. 22 #10 Louisiana State	84-58	Fairground Pavilion
Dec. 27 Idaho	66-56	Fairground Pavilion
Dec. 29 Wyoming^	48-58	Okla. City, Okla.
Dec. 30 #10 Western Kentucky^	70-79	Okla. City, Okla.
Dec. 31 Bowling Green^	79-75	Okla. City, Okla.
Jan. 3 at Arkansas	61-50	Fayetteville, Ark.

INTRO

PLAYERS

STAFF

REVIEW

AMERICAN ATHLETIC CONFERENCE

OPPONENTS

RECORDS

HISTORY

THE UNIVERSITY OF TULSA GOLDEN HURRICANE

Jan. 6	Houston*	91-60	Fairground Pavilion
Jan. 10	St. Louis*	86-73	Fairground Pavilion
Jan. 17	#18 Oklahoma City	65-62	Fairground Pavilion
Jan. 21	at Wichita State*	96-82	Wichita, Kan.
Jan. 22	at #14 Louisiana State	51-55	Baton Rouge, La.
Jan. 24	at Houston*	56-61	Houston, Texas
Jan. 30	at #8 Oklahoma A&M*	45-47	Stillwater, Okla.
Feb. 4	Detroit*	75-74	Fairground Pavilion
Feb. 17	Wichita State*	70-81	Fairground Pavilion
Feb. 21	#7 Oklahoma A&M*	51-66	Fairground Pavilion
Feb. 25	at St. Louis*	56-63	St. Louis, Mo.
Feb. 27	at Detroit*	69-58	Detroit, Mich.
Mar. 4	at #11 Oklahoma City	60-74	Okla. City, Okla.
Mar. 7	#18 Duquesne (Pa.)#	60-89	New York, N.Y.

^AAll-College Tournament

*Missouri Valley Conference

#NIT Tournament

1953-54 Won 15, Lost 14

Dec. 2	Hardin-Simmons	61-40	Fairground Pavilion
Dec. 5	Arkansas	51-50	Fairground Pavilion
Dec. 7	#12 Minnesota	60-62	Minneapolis, Minn.
Dec. 9	at SMU	70-72	Dallas, Texas
Dec. 11	at New Mexico State	52-43	Las Cruces, N.M.
Dec. 12	at UTEP	60-44	El Paso, Texas
Dec. 16	at Kansas	61-72	Lawrence, Kan.
Dec. 19	Utah	56-51	Fairground Pavilion
Dec. 21	#6 Minnesota	63-66	Fairground Pavilion
Dec. 28	Santa Clara ^A	43-58	Okla. City, Okla.
Dec. 29	Cincinnati ^A	76-70	Okla. City, Okla.
Dec. 30	Mississippi ^A	64-60	Okla. City, Okla.
Jan. 2	at Arkansas	49-66	Fayetteville, Ark.
Jan. 9	Wichita State*	65-75	Fairground Pavilion
Jan. 16	#4 Oklahoma A&M*	40-46	Fairground Pavilion
Jan. 18	Murray State	61-51	Fairground Pavilion
Jan. 26	at #16 Wichita State*	51-65	Wichita, Kan.
Jan. 30	St. Louis*	75-72	Fairground Pavilion
Feb. 3	#18 Bradley	66-63	Fairground Pavilion
Feb. 6	at Houston*	59-57	Houston, Texas
Feb. 8	#19 Kansas	58-71	Fairground Pavilion
Feb. 13	at Detroit*	59-52	Detroit, Mich.
Feb. 15	at St. Louis*	69-70	St. Louis, Mo.
Feb. 22	Detroit*	89-70	Fairground Pavilion
Feb. 27	Houston*	73-57	Fairground Pavilion
Mar. 2	at #6 Oklahoma A&M*	46-77	Stillwater, Okla.
Mar. 6	at Bradley*	69-90	Peoria, Ill.
Mar. 8	at Creighton	78-69	Omaha, Neb.
Mar. 10	at Oklahoma City	58-71	Okla. City, Okla.

^AAll-College Tournament

*Missouri Valley Conference

1954-55 Won 21, Lost 7

Dec. 2	Creighton	69-54	Fairground Pavilion
Dec. 6	Baylor	60-48	Fairground Pavilion
Dec. 8	at Texas A&M	57-45	College Station, Texas
Dec. 11	Arkansas	63-47	Fairground Pavilion
Dec. 14	at Kansas	66-73	Lawrence, Kan.
Dec. 17	Southwest Kansas	66-50	Fairground Pavilion
Dec. 20	Wyoming ^A	69-64	Okla. City, Okla.
Dec. 21	#8 G. Washington (DC) ^A	61-66	Okla. City, Okla.
Dec. 22	at Oklahoma City ^A	68-73	Okla. City, Okla.
Dec. 27	Arizona	71-49	Fairground Pavilion
Jan. 1	at Arkansas	60-68	Fayetteville, Ark.
Jan. 8	at Oklahoma City	71-68	Okla. City, Okla.
Jan. 10	Detroit*	65-62	Fairground Pavilion
Jan. 15	at Wichita State*	67-65	Wichita, Kan.
Jan. 20	Oklahoma City	48-42	Fairground Pavilion
Jan. 24	at Houston*	67-64	Houston, Texas
Jan. 29	at Oklahoma A&M*	47-44	Stillwater, Okla.
Jan. 31	Bradley*	72-70	Fairground Pavilion
Feb. 5	at St. Louis*	51-69	St. Louis, Mo.
Feb. 7	at Detroit*	77-72	Detroit, Mich.
Feb. 12	Hardin-Simmons	66-51	Fairground Pavilion

Feb. 16	Oklahoma A&M*	52-62	Fairground Pavilion
Feb. 19	Notre Dame	74-59	Fairground Pavilion
Feb. 21	Houston*	69-59	Fairground Pavilion
Feb. 26	St. Louis*	76-62	Fairground Pavilion
Mar. 5	Wichita State*	77-62	Fairground Pavilion
Mar. 11	#15 Colorado#	59-69	Manhattan, Kan.
Mar. 12	SMU#	68-67	Manhattan, Kan.

^AAll-College Tournament

*Missouri Valley Conference

#NCAA Tournament

1955-56 Won 16, Lost 10

Dec. 1	Texas A&M	48-43	Fairground Pavilion
Dec. 3	Arkansas	53-45	Fayetteville, Ark.
Dec. 7	UTEP	57-56	Fairground Pavilion
Dec. 9	at Drake	63-62	Des Moines, Iowa
Dec. 10	at Iowa State	50-62	Ames, Iowa
Dec. 15	Western Kentucky	67-56	Fairground Pavilion
Dec. 17	TCU	73-38	Fairground Pavilion
Dec. 20	at Baylor	64-59	Waco, Texas
Dec. 27	Idaho State ^A	60-59	Okla. City, Okla.
Dec. 28	Seattle ^A	68-66	Okla. City, Okla.
Dec. 29	at #10 Oklahoma City	65-58	Okla. City, Okla.
Jan. 4	Oklahoma City	50-58	Fairground Pavilion
Jan. 7	at Detroit*	72-80	Detroit, Mich.
Jan. 12	Houston*	60-69	Fairground Pavilion
Jan. 14	Wichita State*	56-64	Fairground Pavilion
Jan. 23	at Houston*	62-71/OT	Houston, Texas
Jan. 28	#20 Oklahoma A&M*	46-42	Fairground Pavilion
Feb. 4	#11 St. Louis*	66-73	Fairground Pavilion
Feb. 11	Detroit*	61-55	Fairground Pavilion
Feb. 15	Drake*	76-61	Fairground Pavilion
Feb. 18	Bradley*	64-57	Fairground Pavilion
Feb. 22	at Oklahoma A&M*	41-52	Stillwater, Okla.
Feb. 25	at St. Louis*	62-73	St. Louis, Mo.
Feb. 27	at Bradley*	59-56	Peoria, Ill.
Mar. 1	Arkansas	55-51	Fairground Pavilion
Mar. 3	at Wichita State*	51-71	Wichita, Kan.

^AAll-College Tournament

*Missouri Valley Conference

1956-57 Won 8, Lost 17

Dec. 3	Southern Mississippi	66-73/OT	Fairground Pavilion
Dec. 6	Arkansas	70-77/OT	Fairground Pavilion
Dec. 8	at TCU	51-62	Fort Worth, Texas
Dec. 10	at Texas Tech	62-66	Lubbock, Texas
Dec. 12	UTEP	77-59	Fairground Pavilion
Dec. 15	#17 Iowa State	52-72	Fairground Pavilion
Dec. 20	Detroit*	75-74	Fairground Pavilion
Dec. 22	Idaho State	56-68	Fairground Pavilion
Dec. 29	Oregon	53-57	Fairground Pavilion
Jan. 5	at Loyola (La.)	60-59	New Orleans, La.
Jan. 7	at Houston*	65-64	Houston, Texas
Jan. 12	#12 Bradley*	56-67	Fairground Pavilion
Jan. 19	at Wichita State*	61-60	Wichita, Kan.
Jan. 21	at Bradley*	56-72	Peoria, Ill.
Jan. 26	at St. Louis*	67-88	St. Louis, Mo.
Jan. 30	Cal-Santa Barbara	72-59	Fairground Pavilion
Feb. 1	Houston*	78-58	Fairground Pavilion
Feb. 4	at Oklahoma A&M*	42-50	Stillwater, Okla.
Feb. 9	Wichita State*	53-72	Fairground Pavilion
Feb. 12	at Arkansas	43-52	Fayetteville, Ark.
Feb. 16	at Drake*	61-74	Des Moines, Iowa
Feb. 18	at Detroit*	69-87	Detroit, Mich.
Feb. 25	Oklahoma A&M*	43-44	Fairground Pavilion
Feb. 28	#14 St. Louis*	58-60	Fairground Pavilion
Mar. 2	Drake*	85-70	Fairground Pavilion

*Missouri Valley Conference

1957-58 Won 7, Lost 19

Dec. 5	New Mexico State	62-56	Fairground Pavilion
Dec. 7	Arkansas	61-79	Fairground Pavilion
Dec. 13	at Wyoming	61-74	Laramie, Wyo.
Dec. 14	at Utah	55-94	Salt Lake City, Utah
Dec. 17	Oklahoma	38-46	Okla. City, Okla.
Dec. 21	Wyoming	57-51	Fairground Pavilion
Dec. 26	Idaho State ^A	64-54	Okla. City, Okla.
Dec. 27	at Oklahoma City ^A	41-48	Okla. City, Okla.
Dec. 28	Niagara ^A	49-65	Okla. City, Okla.
Jan. 4	#5 Cincinnati*	70-77	Fairground Pavilion
Jan. 6	Drake*	59-57	Fairground Pavilion
Jan. 11	#8 Oklahoma State	43-51	Fairground Pavilion
Jan. 18	#17 Wichita State*	63-74	Fairground Pavilion
Jan. 23	at #20 Arkansas	43-50	Fayetteville, Ark.
Jan. 25	at Houston*	50-46	Houston, Texas
Jan. 27	at North Texas*	57-59	Denton, Texas
Feb. 1	Houston*	70-57	Fairground Pavilion
Feb. 5	at #6 Oklahoma State	46-64	Stillwater, Okla.
Feb. 8	at Drake*	72-74	Des Moines, Iowa
Feb. 10	at St. Louis*	59-60	St. Louis, Mo.
Feb. 15	at Wichita State*	64-66	Wichita, Kan.
Feb. 17	North Texas*	81-49	Fairground Pavilion
Feb. 22	at #2 Cincinnati*	71-86	Cincinnati, Ohio
Feb. 24	at #14 Bradley*	54-72	Peoria, Ill.
Mar. 1	#11 Bradley*	46-60	Fairground Pavilion
Mar. 6	St. Louis*	66-84	Fairground Pavilion

^AAll-College Tournament

*Missouri Valley Conference

1958-59 Won 10, Lost 15

Dec. 1	UTEP	54-58	Fairground Pavilion
Dec. 6	Arizona State	79-71	Fairground Pavilion
Dec. 16	Oklahoma State	71-50	Fairground Pavilion
Dec. 19	at Arkansas	54-52	Fayetteville, Ark.
Dec. 20	Hardin-Simmons	84-78	Fairground Pavilion
Dec. 23	New Mexico State	60-58	Fairground Pavilion
Dec. 26	Duquesne (Pa.) ^A	67-78	Okla. City, Okla.
Dec. 27	Wichita State ^A	80-75	Okla. City, Okla.
Dec. 29	Oregon ^A	65-67	Okla. City, Okla.
Jan. 3	at North Texas*	54-55	Denton, Texas
Jan. 5	at Houston*	66-84	Houston, Texas
Jan. 10	Drake*	59-49	Fairground Pavilion
Jan. 12	at #14 St. Louis*	61-76	St. Louis, Mo.
Jan. 17	at Wichita State*	71-91	Wichita, Kan.
Jan. 22	Loyola (La.)	68-63	Fairground Pavilion
Jan. 24	Arkansas	61-54	Fairground Pavilion
Jan. 31	at #8 Bradley*	72-86	Peoria, Ill.
Feb. 2	at #5 Cincinnati*	71-84	Cincinnati, Ohio
Feb. 14	Houston*	56-68	Fairground Pavilion
Feb. 16	North Texas*	78-60	Fairground Pavilion
Feb. 21	#10 Bradley*	57-58	Fairground Pavilion
Feb. 23	#6 Cincinnati*	69-92	Fairground Pavilion
Feb. 28	at Drake*	56-61	Des Moines, Iowa
Mar. 2	at #12 St. Louis*	55-83	St. Louis, Mo.
Mar. 7	Wichita State*	60-61	Fairground Pavilion

^AAll-College Tournament

*Missouri Valley Conference

1959-60 Won 9, Lost 17

Dec. 1	at SW Missouri State	66-79	Springfield, Mo.
Dec. 5	Baylor	54-69	Fairground Pavilion
Dec. 7	at Arkansas	51-65	Fayetteville, Ark.
Dec. 9	at TCU	77-99	Fort Worth, Texas
Dec. 15	at Oklahoma State	40-41	Stillwater, Okla.
Dec. 17	TCU	79-72	Fairground Pavilion
Dec. 19	Texas	57-67	Fairground Pavilion
Dec. 28	Bowling Green ^A	58-61	Okla. City, Okla.
Dec. 29	Clemson ^A	70-52	Okla. City, Okla.
Dec. 30	Niagara ^A	75-68	Okla. City, Okla.
Jan. 4	at Houston*	62-68	Houston, Texas
Jan. 7	#4 Bradley*	58-71	Fairground Pavilion

2022-23 MEN'S BASKETBALL

Jan. 9 #1 Cincinnati*	50-83	Fairground Pavilion
Jan. 16 Wichita State*	68-64	Fairground Pavilion
Jan. 23 at Missouri	74-84	Columbia, Mo.
Jan. 28 Arkansas	78-65	Fairground Pavilion
Jan. 30 North Texas*	79-73	Fairground Pavilion
Feb. 4 at Drake*	51-62	Des Moines, Iowa
Feb. 6 at St. Louis*	56-83	St. Louis, Mo.
Feb. 11 at North Texas*	58-57	Denton, Texas
Feb. 13 at Houston*	59-58	Houston, Texas
Feb. 18 Drake*	56-55	Fairground Pavilion
Feb. 20 St. Louis*	68-72	Fairground Pavilion
Feb. 27 at #3 Bradley*	60-81	Peoria, Ill.
Feb. 29 at #1 Cincinnati*	64-110	Cincinnati, Ohio
Mar. 5 at Wichita State*	73-90	Wichita, Kan.

^AAll-College Tournament
* Missouri Valley Conference



Joe Swank

8 seasons W-102, L-103

1960-61 Won 8, Lost 17

Dec. 3 #13 UCLA	74-94	Fairground Pavilion
Dec. 5 UTEP	88-74	Fairground Pavilion
Dec. 10 Oklahoma State	59-57	Fairground Pavilion
Dec. 13 Arkansas	64-59	Fairground Pavilion
Dec. 17 at Texas	70-80	Austin, Texas
Dec. 19 at Baylor	73-66	Waco, Texas
Dec. 27 New York University ^A	61-70	Okla. City, Okla.
Dec. 28 at Oklahoma City ^A	62-83	Okla. City, Okla.
Dec. 29 TCU ^A	81-65	Okla. City, Okla.
Jan. 5 at St. Louis*	47-54	St. Louis, Mo.
Jan. 7 at #2 Bradley*	66-76	Peoria, Ill.
Jan. 12 Drake *	81-69	Fairground Pavilion
Jan. 14 Cincinnati*	75-92	Fairground Pavilion
Jan. 26 at Arkansas	58-66	Fayetteville, Ark.
Jan. 28 at Wichita State*	74-91	Wichita, Kan.
Feb. 2 Houston	73-88	Fairground Pavilion
Feb. 4 North Texas*	99-65	Fairground Pavilion
Feb. 8 Oklahoma City	78-73	Fairground Pavilion
Feb. 11 Wichita State*	70-87	Fairground Pavilion
Feb. 16 at Drake*	84-88	Des Moines, Iowa
Feb. 18 at #4 Cincinnati*	52-81	Cincinnati, Ohio
Feb. 23 St. Louis*	68-72	Fairground Pavilion
Feb. 25 #4 Bradley*	62-64	Fairground Pavilion
Mar. 2 at North Texas*	55-58	Denton, Texas
Mar. 4 at Houston	65-89	Houston, Texas

^AAll-College Tournament
* Missouri Valley Conference

1961-62 Won 7, Lost 19

Dec. 2 Colorado State	78-85	Fairground Pavilion
Dec. 4 UTEP	76-66	Fairground Pavilion
Dec. 7 at Detroit	53-76	Detroit, Mich.
Dec. 9 at Michigan State	70-90	East Lansing, Mich.
Dec. 14 at Arkansas	59-87	Fayetteville, Ark.
Dec. 18 at Oklahoma State	57-81	Stillwater, Okla.
Dec. 19 UC-Santa Barbara	68-64	Fairground Pavilion
Dec. 21 Hardin-Simmons	74-61	Fairground Pavilion
Dec. 23 Santa Clara	47-51	Fairground Pavilion
Dec. 30 Lamar	80-83	Fairground Pavilion
Jan. 6 at #2 Cincinnati*	43-72	Cincinnati, Ohio
Jan. 8 at St. Louis*	59-81	St. Louis, Mo.
Jan. 11 Houston	61-69	Fairground Pavilion
Jan. 13 Bradley*	68-85	Fairground Pavilion
Jan. 18 Wichita State*	86-77	Fairground Pavilion
Jan. 24 Arkansas	77-99	Fairground Pavilion
Jan. 27 at Drake*	53-87	Des Moines, Iowa
Jan. 29 at #9 Bradley*	50-62	Peoria, Ill.
Feb. 1 at North Texas*	76-61	Denton, Texas

Feb. 10 #3 Cincinnati*	52-70	Fairground Pavilion
Feb. 17 St. Louis*	58-69	Fairground Pavilion
Feb. 20 at Houston	71-98	Houston, Texas
Feb. 22 at Miami (Fla.)	66-83	Miami, Fla.
Feb. 24 North Texas*	60-49	Fairground Pavilion
Feb. 27 Drake*	75-84	Fairground Pavilion
Mar. 3 at Wichita State*	63-60	Wichita, Kan.

* Missouri Valley Conference

1962-63 Won 17, Lost 8

Dec. 1 Central Missouri State	68-53	Fairground Pavilion
Dec. 7 Purdue	73-65	Fairground Pavilion
Dec. 10 Florida	85-79	Fairground Pavilion
Dec. 13 at Arkansas	76-68	Fayetteville, Ark.
Dec. 18 Adams State (Colo.)	107-54	Fairground Pavilion
Dec. 21 Los Angeles State	53-44	Fairground Pavilion
Dec. 22 Phillips 66 ^{ers}	91-72	Fairground Pavilion
Dec. 28 at SMU	71-73	Dallas, Texas
Jan. 3 at Bradley*	58-72	Peoria, Ill.
Jan. 5 at St. Louis*	45-70	St. Louis, Mo.
Jan. 10 Drake*	79-72	Fairground Pavilion
Jan. 12 #1 Cincinnati*	57-67	Fairground Pavilion
Jan. 15 #7 Wichita State*	85-83/20T	Fairground Pavilion
Jan. 26 at Centenary	84-65	Shreveport, La.
Jan. 28 at Loyola (La.)	57-50	New Orleans, La.
Jan. 31 Arkansas	68-66	Fairground Pavilion
Feb. 2 at #10 Wichita State*	38-66	Wichita, Kan.
Feb. 7 at North Texas*	60-65	Denton, Texas
Feb. 9 at Houston	76-69	Houston, Texas
Feb. 14 Bradley*	67-62	Fairground Pavilion
Feb. 16 St. Louis*	66-65	Fairground Pavilion
Feb. 21 at Drake*	65-81	Des Moines, Iowa
Feb. 23 at #1 Cincinnati*	54-55	Cincinnati, Ohio
Feb. 28 Houston	88-80	Fairground Pavilion
Mar. 2 North Texas*	86-71	Fairground Pavilion

* Missouri Valley Conference

1963-64 Won 10, Lost 15

Dec. 2 SW Louisiana	93-69	Fairground Pavilion
Dec. 6 at New York University	76-99	New York, N.Y.
Dec. 7 at St. Bonaventure	64-79	St. Bonaventure, N.Y.
Dec. 11 Christian Brothers	127-81	Fairground Pavilion
Dec. 14 Long Beach State	112-83	Fairground Pavilion
Dec. 18 Michigan State	89-88	Fairground Pavilion
Dec. 21 at Florida	86-82	Gainesville, Fla.
Dec. 23 at Florida State	76-91	Tallahassee, Fla.
Dec. 28 at #5 Cincinnati*	52-54	Cincinnati, Ohio
Dec. 30 at Xavier (Ohio)	71-83	Cincinnati, Ohio
Jan. 2 at St. Louis*	63-70	St. Louis, Mo.
Jan. 4 at Bradley*	59-79	Peoria, Ill.
Jan. 9 North Texas*	91-72	Fairground Pavilion
Jan. 11 Wichita State*	66-88	Fairground Pavilion
Jan. 25 Arkansas	95-86	Fairground Pavilion
Jan. 29 Missouri	94-79	Fairground Pavilion
Feb. 1 Cincinnati*	74-58	Fairground Pavilion
Feb. 6 at North Texas*	65-68	Denton, Texas
Feb. 8 Loyola (La.)	99-76	Fairground Pavilion
Feb. 13 Bradley*	64-73	Fairground Pavilion
Feb. 15 Drake*	76-84	Fairground Pavilion
Feb. 20 St. Louis*	81-90	Fairground Pavilion
Feb. 24 Centenary	86-94	Fairground Pavilion
Feb. 27 at Drake*	63-72	Des Moines, Iowa
Feb. 29 at #5 Wichita State*	79-98	Wichita, Kan.

* Missouri Valley Conference

1964-65 Won 14, Lost 11

Dec. 5 #15 Seattle	98-76	Convention Center
Dec. 8 at SMU	69-50	Dallas, Texas
Dec. 10 at Loyola (La.)	56-57	New Orleans, La.
Dec. 15 at Arkansas	64-65	Fayetteville, Ark.
Dec. 19 Memphis State	80-63	Fairground Pavilion
Dec. 26 Florida State	72-74	Fairground Pavilion
Dec. 28 Maryland ^A	59-66	Miami, Fla.
Dec. 29 Yale ^A	73-61	Miami, Fla.

Jan. 4 at St. Louis*	53-54	St. Louis, Mo.
Jan. 7 Bradley*	69-71	Fairground Pavilion
Jan. 9 Louisville*	76-62	Fairground Pavilion
Jan. 13 at North Texas*	63-57	Denton, Texas
Jan. 23 Loyola (Calif.)	70-59	Fairground Pavilion
Jan. 28 at Drake*	58-60	Des Moines, Iowa
Jan. 30 at Bradley*	68-74	Peoria, Ill.
Feb. 1 #8 San Francisco	59-53	Fairground Pavilion
Feb. 4 at Louisville*	67-73	Louisville, Ky.
Feb. 6 at Cincinnati*	69-66	Cincinnati, Ohio
Feb. 11 Drake*	67-48	Fairground Pavilion
Feb. 13 St. Louis*	59-66	Fairground Pavilion
Feb. 16 Xavier (Ohio)	81-65	Fairground Pavilion
Feb. 18 #10 Wichita State*	75-64	Fairground Pavilion
Feb. 20 Cincinnati*	84-71	Fairground Pavilion
Feb. 25 North Texas*	87-77	Fairground Pavilion
Mar. 1 at Wichita State *	48-59	Wichita, Kan.

^AHurricane Classic
* Missouri Valley Conference

1965-66 Won 16, Lost 13

Dec. 2 at Colorado	72-79	Boulder, Colo.
Dec. 4 at #10 Kansas State	70-63	Manhattan, Kan.
Dec. 6 South Dakota State	88-63	Fairground Pavilion
Dec. 11 St. Mary's (Texas)	66-51	Fairground Pavilion
Dec. 13 Loyola (La.)	70-44	Fairground Pavilion
Dec. 17 West Texas State	81-53	Fairground Pavilion
Dec. 18 at Loyola (Ill.)	72-100	Chicago Stadium
Dec. 21 at Utah State	67-66	Logan, Utah
Dec. 23 at St. Mary's (Calif.)	82-60	San Francisco, Calif.
Dec. 27 Washington ^A	92-67	Honolulu, Hawaii
Dec. 28 #7 Michigan State ^A	78-67	Honolulu, Hawaii
Dec. 30 St. Louis ^A	70-64	Honolulu, Hawaii
Jan. 3 at #9 UTEP	54-63	El Paso, Texas
Jan. 6 Louisville*	84-79	Fairground Pavilion
Jan. 8 Cincinnati*	73-71	Fairground Pavilion
Jan. 13 North Texas*	62-60	Fairground Pavilion
Jan. 15 Houston	71-72	Fairground Pavilion
Jan. 29 at Wichita State*	72-87	Wichita, Kan.
Jan. 31 at Drake*	55-60	Des Moines, Iowa
Feb. 5 at Houston	77-97	Houston, Texas
Feb. 7 at North Texas*	81-75	Denton, Texas
Feb. 10 St. Louis*	63-69	Fairground Pavilion
Feb. 12 Bradley*	84-79	Fairground Pavilion
Feb. 17 at Louisville*	50-84	Louisville, Ky.
Feb. 19 at Cincinnati*	75-88	Cincinnati, Ohio
Feb. 24 at St. Louis*	66-74	St. Louis, Mo.
Feb. 26 at Bradley*	65-73	Peoria, Ill.
Mar. 3 Drake*	56-45	Fairground Pavilion
Mar. 5 Wichita State*	79-81/0T	Fairground Pavilion

^ARainbow Classic
* Missouri Valley Conference

1966-67 Won 19, Lost 8

Dec. 1 at St. Mary's (Texas)	66-57	San Antonio, Texas
Dec. 3 Colorado	75-80	Fairground Pavilion
Dec. 9 at Wyoming	91-87	Laramie, Wyo.
Dec. 10 at Colorado State	77-65	Fort Collins, Colo.
Dec. 12 at West Texas State	70-57	Canyon, Texas
Dec. 14 Hawaii	84-58	Fairground Pavilion
Dec. 17 UT Arlington	107-74	Fairground Pavilion
Dec. 19 San Diego State	57-59	Fairground Pavilion
Dec. 21 Utah State	67-52	Fairground Pavilion
Dec. 28 Yale	71-65	Fairground Pavilion
Jan. 3 at #2 Louisville*	62-76	Louisville, Ky.
Jan. 5 at #8 Cincinnati*	65-64	Cincinnati, Ohio
Jan. 12 North Texas*	65-59	Fairground Pavilion
Jan. 14 at Memphis State	54-43	Memphis, Tenn.
Jan. 28 Wichita State*	68-61	Fairground Pavilion
Jan. 30 Drake*	82-54	Fairground Pavilion
Feb. 2 at North Texas*	65-62	Denton, Texas
Feb. 4 #4 UTEP	53-61	Fairground Pavilion
Feb. 9 at Bradley*	72-71	Peoria, Ill.
Feb. 11 at St. Louis*	62-76	St. Louis, Mo.

INTRO

PLAYERS

STAFF

REVIEW

AMERICAN ATHLETIC
CONFERENCE

OPPONENTS

RECORDS

HISTORY

Feb. 16 Cincinnati*	76-57	Fairground Pavilion
Feb. 18 #2 Louisville*	64-82	Fairground Pavilion
Feb. 23 Bradley*	65-62	Fairground Pavilion
Feb. 25 St. Louis*	60-59	Fairground Pavilion
Mar. 2 at Drake*	59-62	Des Moines, Iowa
Mar. 4 at Wichita State*	70-57	Wichita, Kan.
Mar. 15 Marquette#	60-64	New York, N.Y.

* Missouri Valley Conference
NIT Tournament

1967-68 Won 11, Lost 12

Dec. 2 St. Mary's (Texas)	70-57	Fairground Pavilion
Dec. 6 North Dakota State	88-55	Fairground Pavilion
Dec. 9 Kansas State	62-58	Fairground Pavilion
Dec. 12 Lamar	68-56	Fairground Pavilion
Dec. 14 Army^	55-53	Knoxville, Tenn.
Dec. 15 at Tennessee^	48-56	Knoxville, Tenn.
Dec. 18 Wyoming	72-58	Fairground Pavilion
Dec. 20 at Memphis State*	64-47	Memphis, Tenn.
Jan. 4 Louisville*	59-65	Fairground Pavilion
Jan. 6 Cincinnati*	62-59	Fairground Pavilion
Jan. 13 North Texas*	61-58	Fairground Pavilion
Jan. 20 at Wichita State*	78-86	Wichita, Kan.
Jan. 22 at Drake*	58-63/OT	Des Moines, Iowa
Feb. 1 at North Texas*	70-57	Denton, Texas
Feb. 3 Memphis State*	52-48	Fairground Pavilion
Feb. 8 Bradley*	57-76	Fairground Pavilion
Feb. 10 St. Louis*	54-73	Fairground Pavilion
Feb. 15 at Louisville*	67-76/OT	Louisville, Ky.
Feb. 17 at Cincinnati*	58-75	Cincinnati, Ohio
Feb. 22 at Bradley*	67-85	Peoria, Ill.
Feb. 24 at St. Louis*	62-78	St. Louis, Mo.
Mar. 2 Drake*	65-69	Fairground Pavilion
Mar. 9 Wichita State*	81-85	Fairground Pavilion

^ Volunteer Classic
* Missouri Valley Conference



Ken Hayes
7 seasons W-117, L-69

1968-69 Won 19, Lost 8

Nov. 30 Texas-Pan American	96-64	Fairground Pavilion
Dec. 3 Cal-Poly Pomona	101-90	Fairground Pavilion
Dec. 7 at Kansas State	66-63	Manhattan, Kan.
Dec. 12 Cal State-Fullerton	93-84	Fairground Pavilion
Dec. 14 Long Beach State	102-78	Fairground Pavilion
Dec. 16 at Lamar	77-103	Beaumont, Texas
Dec. 19 San Jose State	89-84	Fairground Pavilion
Dec. 23 at Bradley*	81-79	Peoria, Ill.
Dec. 27 UTEP^	81-73	Los Angeles, Calif.
Dec. 28 at Southern Cal.^	88-99	Los Angeles, Calif.
Jan. 2 #10 Cincinnati*	57-50	Fairground Pavilion
Jan. 4 #14 Louisville*	85-69	Fairground Pavilion
Jan. 11 at #18 Drake*	86-78	Des Moines, Iowa
Jan. 13 at St. Louis*	89-66	St. Louis, Mo.
Jan. 18 Memphis State*	70-69	Fairground Pavilion
Jan. 25 at Southern Illinois	85-82	Carbondale, Ill.
Jan. 27 North Texas*	104-94	Fairground Pavilion
Feb. 1 Wichita State*	94-69	Fairground Pavilion
Feb. 5 St. Louis*	80-66	Fairground Pavilion
Feb. 8 Bradley*	94-80	Fairground Pavilion
Feb. 13 at #20 Louisville*	81-83	Louisville, Ky.
Feb. 15 at Cincinnati*	63-76	Cincinnati, Ohio
Feb. 22 Drake*	78-87	Fairground Pavilion
Feb. 27 at Memphis State*	62-56	Memphis, Tenn.
Mar. 1 at North Texas*	84-89	Denton, Texas

Mar. 3 at Wichita State*	87-95/OT	Wichita, Kan.
Mar. 13 St. Peter's#	71-75	New York, N.Y.

^ Trojan Classic
* Missouri Valley Conference
NIT Tournament

1969-70 Won 15, Lost 11

Dec. 1 at #3 Purdue	74-77	Lafayette, Ind.
Dec. 5 at Long Beach State	73-77	Long Beach, Calif.
Dec. 6 at San Jose State	81-76	San Jose, Calif.
Dec. 10 Arkansas^	74-66	Memphis, Tenn.
Dec. 11 at Memphis State^	82-72	Memphis, Tenn.
Dec. 13 at St. Mary's (Texas)	65-57	San Antonio, Texas
Dec. 20 UNLV	89-90	Fairground Pavilion
Dec. 22 Bradley*	101-78	Fairground Pavilion
Dec. 27 MacMurray (Texas)	91-76	Fairground Pavilion
Jan. 3 at Louisville*	67-84	Louisville, Ky.
Jan. 5 at Cincinnati*	74-78	Cincinnati, Ohio
Jan. 10 Drake*	73-77	Fairground Pavilion
Jan. 15 Oklahoma City	101-86	Fairground Pavilion
Jan. 17 at Memphis State*	77-66	Memphis, Tenn.
Jan. 22 Southern Illinois	66-65	Fairground Pavilion
Jan. 24 St. Louis*	77-62	Fairground Pavilion
Jan. 27 at North Texas*	77-93	Denton, Texas
Jan. 31 at Wichita State*	81-73	Wichita, Kan.
Feb. 4 at St. Louis*	63-79	St. Louis, Mo.
Feb. 6 at Bradley*	70-61	Peoria, Ill.
Feb. 11 Louisville*	67-77	Fairground Pavilion
Feb. 13 Cincinnati*	68-72	Fairground Pavilion
Feb. 20 at #17 Drake*	74-80	Des Moines, Iowa
Feb. 26 Memphis State*	87-78	Fairground Pavilion
Feb. 28 North Texas*	97-80	Fairground Pavilion
Mar. 2 Wichita State*	108-92	Fairground Pavilion

^ Liberty Bowl Classic
* Missouri Valley Conference

1970-71 Won 17, Lost 9

Dec. 1 St. Mary's (Texas)	71-60	Fairground Pavilion
Dec. 5 Purdue	100-98	Fairground Pavilion
Dec. 10 Bradley*	82-88	Fairground Pavilion
Dec. 12 at #1 UCLA	75-95	Los Angeles, Calif.
Dec. 19 Georgia Southern	88-61	Fairground Pavilion
Dec. 21 San Diego State	113-87	Fairground Pavilion
Dec. 23 Texas A&M	103-71	Fairground Pavilion
Dec. 28 Long Beach State^	68-61	Las Vegas, Nev.
Dec. 29 Indiana State^	72-79	Las Vegas, Nev.
Jan. 2 Louisville*	74-86	Fairground Pavilion
Jan. 4 La Salle (Pa.)	61-63	Fairground Pavilion
Jan. 6 Cal State-Hayward	101-74	Fairground Pavilion
Jan. 9 at #16 Drake*	66-60	Des Moines, Iowa
Jan. 11 at St. Louis*	65-79	St. Louis, Mo.
Jan. 16 #19 Memphis State*	90-85	Fairground Pavilion
Jan. 23 Corpus Christi	99-84	Fairground Pavilion
Jan. 28 at Oklahoma City	87-84	Okla. City, Okla.
Jan. 30 Wichita State*	89-86	Fairground Pavilion
Feb. 1 St. Louis*	75-70	Fairground Pavilion
Feb. 3 at Louisville*	85-98	Louisville, Ky.
Feb. 6 at Bradley*	80-86	Peoria, Ill.
Feb. 11 North Texas*	89-84	Fairground Pavilion
Feb. 20 Drake*	84-87	Fairground Pavilion
Feb. 25 at Memphis State*	94-91/2OT	Memphis, Tenn.
Mar. 1 at Wichita State*	93-69	Wichita, Kan.
Mar. 4 at North Texas*	84-76	Denton, Texas

^ Las Vegas Classic
* Missouri Valley Conference

1971-72 Won 15, Lost 11

Dec. 2 Cal State-Fullerton	99-75	Fairground Pavilion
Dec. 4 at St. Mary's (Texas)	64-57	San Antonio, Texas
Dec. 6 at Texas A&M	90-79	College Station, Texas
Dec. 11 at LaSalle	80-77	Philadelphia, Pa.
Dec. 18 Texas Tech	99-84	Fairground Pavilion
Dec. 22 at Bradley*	79-89	Peoria, Ill.
Dec. 30 Missouri-St. Louis	92-72	Fairground Pavilion
Jan. 3 Trinity (Texas)	96-70	Fairground Pavilion
Jan. 8 Drake*	94-76	Fairground Pavilion
Jan. 13 St. Louis*	61-72	Fairground Pavilion
Jan. 15 at Memphis State*	72-99	Memphis, Tenn.
Jan. 20 Creighton	76-75	Fairground Pavilion
Jan. 22 at Cincinnati	74-81	Cincinnati, Ohio
Jan. 27 Arkansas State	86-60	Fairground Pavilion
Jan. 29 at Wichita State*	60-92	Wichita, Kan.
Feb. 3 at St. Louis*	61-63	St. Louis, Mo.
Feb. 5 Bradley*	73-88	Fairground Pavilion
Feb. 10 at North Texas*	75-69	Denton, Texas
Feb. 12 #4 Louisville*	66-84	Fairground Pavilion
Feb. 17 West Texas State	95-87	Fairground Pavilion
Feb. 19 at Drake*	84-82	Des Moines, Iowa
Feb. 24 Oklahoma City	100-101/OT	Fairground Pavilion
Feb. 26 #19 Memphis State*	90-91	Fairground Pavilion
Mar. 2 Wichita State*	88-83	Fairground Pavilion
Mar. 4 North Texas*	89-86/2OT	Fairground Pavilion
Mar. 6 at #2 Louisville*	83-102	Louisville, Ky.

* Missouri Valley Conference

1972-73 Won 18, Lost 8

Nov. 27 Samford (Ala.)	108-86	Fairground Pavilion
Dec. 1 Oklahoma	78-86	Okla. City, Okla.
Dec. 2 St. Mary's (Texas)	80-65	Fairground Pavilion
Dec. 9 #16 Kansas State	89-79	Fairground Pavilion
Dec. 12 at Texas Tech	83-92	Lubbock, Texas
Dec. 16 Cal-Bakersfield	89-79	Fairground Pavilion
Dec. 23 Cincinnati	92-86/OT	Fairground Pavilion
Dec. 29 Seattle^	62-68	Albuquerque, N.M.
Dec. 30 Dartmouth^	94-63	Albuquerque, N.M.
Jan. 4 at Bradley*	82-73	Peoria, Ill.
Jan. 9 at Arkansas	85-81	Fayetteville, Ark.
Jan. 13 North Texas*	106-76	Fairground Pavilion
Jan. 17 at St. Louis*	58-57	St. Louis, Mo.
Jan. 20 West Texas State*	87-84	Fairground Pavilion
Jan. 23 at Oklahoma City	96-100	Okla. City, Okla.
Jan. 27 at Wichita State*	96-91	Wichita, Kan.
Jan. 29 at Creighton	76-68	Omaha, Neb.
Feb. 1 St. Louis*	64-68	Fairground Pavilion
Feb. 3 Drake*	95-94	Fairground Pavilion
Feb. 8 at New Mexico State*	68-76	Las Cruces, N.M.
Feb. 10 #15 Memphis State*	87-91/OT	Fairground Pavilion
Feb. 15 at North Texas*	100-77	Denton, Texas
Feb. 17 New Mexico State*	78-76	Fairground Pavilion
Feb. 24 at West Texas State*	106-90	Canyon, Texas
Mar. 1 at Louisville*	62-69	Louisville, Ky.
Mar. 3 Wichita State*	97-91	Fairground Pavilion

^ Lobo Classic
* Missouri Valley Conference

1973-74 Won 18, Lost 8

Nov. 30 Oklahoma State	54-72	Okla. City, Okla.
Dec. 3 Texas-Pan American	100-74	Fairground Pavilion
Dec. 6 Houston Baptist	94-73	Fairground Pavilion
Dec. 8 NE Louisiana	84-72	Fairground Pavilion
Dec. 13 St. Cloud (Minn.)	103-85	Fairground Pavilion
Dec. 15 at Arkansas State	90-81	Little Rock, Ark.
Dec. 21 Iowa State	79-69	Fairground Pavilion
Dec. 22 Arkansas	95-72	Fairground Pavilion
Dec. 28 at Texas-Pan American^	106-97	Edinburg, Texas
Dec. 29 Texas A&M^	88-67	Edinburg, Texas
Jan. 5 #13 Louisville*	75-78	Fairground Pavilion
Jan. 10 Wichita State*	79-81	Fairground Pavilion

Jan. 12 New Mexico State*	75-80	Fairground Pavilion
Jan. 17 Oklahoma City	91-83	Fairground Pavilion
Jan. 19 at North Texas*	90-89	Denton, Texas
Jan. 24 West Texas State*	88-67	Fairground Pavilion
Jan. 26 at Memphis State	64-67	Memphis, Tenn.
Jan. 31 at St. Louis*	74-63	St. Louis, Mo.
Feb. 2 at Drake*	65-68	Des Moines, Iowa
Feb. 7 Bradley*	73-81	Fairground Pavilion
Feb. 9 Drake*	93-73	Fairground Pavilion
Feb. 16 at New Mexico State*	68-51	Las Cruces, N.M.
Feb. 21 at Wichita State*	66-67	Wichita, Kan.
Feb. 23 North Texas*	87-75	Fairground Pavilion
Mar. 2 at West Texas State*	72-66	Amarillo, Texas
Mar. 4 Oral Roberts	85-84	Fairground Pavilion

*Pan American Classic
*Missouri Valley Conference

1974-75 Won 15, Lost 14

Nov. 29 Oklahoma	71-64	Okla. City, Okla.
Nov. 30 St. Mary's (Texas)	75-69	Fairground Pavilion
Dec. 3 Missouri-St. Louis	95-82	Fairground Pavilion
Dec. 7 Houston Baptist	97-78	Fairground Pavilion
Dec. 12 Arkansas State	106-91	Fairground Pavilion
Dec. 14 at Texas-Pan American	70-76	Edinburg, Texas
Dec. 21 at Arkansas	64-60	Fayetteville, Ark.
Dec. 26 Villanova ^A	85-88	Honolulu, Hawaii
Dec. 27 San Jose State ^A	82-74	Honolulu, Hawaii
Dec. 28 #9 Pennsylvania ^A	81-75	Honolulu, Hawaii
Jan. 4 New Mexico State*	56-58	Fairground Pavilion
Jan. 11 at Drake*	85-86	Des Moines, Iowa
Jan. 16 St. Louis	65-71	Fairground Pavilion
Jan. 18 West Texas State*	75-77	Fairground Pavilion
Jan. 20 at Oklahoma City	106-105/2OT	Okla. City, Okla.
Jan. 23 Wichita State*	74-63	Fairground Pavilion
Jan. 25 at West Texas State*	82-78	Amarillo, Texas
Jan. 27 at New Mexico State*	64-76	Las Cruces, N.M.
Jan. 30 Bradley*	89-91	Fairground Pavilion
Feb. 1 at St. Louis	74-76	St. Louis, Mo.
Feb. 6 North Texas*	84-81	Denton, Texas
Feb. 8 #3 Louisville*	84-77	Fairground Pavilion
Feb. 13 at Bradley*	77-92	Peoria, Ill.
Feb. 15 at Wichita State*	67-71	Wichita, Kan.
Feb. 20 Memphis State	80-88	Fairground Pavilion
Feb. 22 at #6 Louisville*	79-104	Louisville, Ky.
Feb. 27 North Texas*	100-97	Fairground Pavilion
Mar. 1 Drake*	102-110	Fairground Pavilion
Mar. 6 at Oral Roberts	91-83	Mabee Center

^ARainbow Classic
*Missouri Valley Conference



Jim King
4-2/3 seasons W-44, L-82

1975-76 Won 9, Lost 18

Nov. 29 Oklahoma State	75-59	Okla. City, Okla.
Dec. 3 at Oklahoma	71-66	Norman, Okla.
Dec. 4 St. Mary's (Texas)	69-73	Fairground Pavilion
Dec. 10 at Oral Roberts	69-70	Mabee Center
Dec. 12 St. John's ^A	62-78	Provo, Utah
Dec. 13 Long Beach State ^A	81-74	Provo, Utah
Dec. 19 at UTEP%	67-77	El Paso, Texas
Dec. 20 #17 Auburn%	75-92	El Paso, Texas
Dec. 30 Missouri-St. Louis	93-78	Fairground Pavilion
Jan. 3 Southern Illinois*	62-63	Fairground Pavilion
Jan. 8 at West Texas State*	59-75	Amarillo, Texas
Jan. 10 Bradley*	99-87	Fairground Pavilion
Jan. 15 Louisville	68-78	Fairground Pavilion



1972-73 Team

Jan. 17 at Wichita State*	71-75	Wichita, Kan.
Jan. 22 Drake*	103-83	Fairground Pavilion
Jan. 24 at Southern Illinois*	76-79	Carbondale, Ill.
Jan. 29 St. Louis	62-78	Fairground Pavilion
Jan. 31 at Bradley*	86-89	Peoria, Ill.
Feb. 7 Wichita State*	61-70	Fairground Pavilion
Feb. 10 Creighton	69-75	Fairground Pavilion
Feb. 14 at New Mexico State*	94-97	Las Cruces, N.M.
Feb. 17 at Memphis State	83-91	Memphis, Tenn.
Feb. 19 at Louisville	90-98/OT	Louisville, Ky.
Feb. 26 West Texas State*	80-76	Fairground Pavilion
Feb. 28 New Mexico State*	86-83	Fairground Pavilion
Mar. 4 at Drake*	78-81	Des Moines, Iowa
Mar. 6 Oral Roberts	87-78	Convention Center

^ACougar Classic
%Sun Bowl Tournament
*Missouri Valley Conference

1976-77 Won 7, Lost 20

Nov. 27 Oklahoma	78-85	Okla. City, Okla.
Dec. 2 at Oral Roberts	62-106	Mabee Center
Dec. 4 at Oklahoma State#	81-86	Stillwater, Okla.
Dec. 9 St. Mary's (Texas)	44-62	Fairground Pavilion
Dec. 11 at Iowa State	88-85	Ames, Iowa
Dec. 18 at #9 UCLA	85-110	Los Angeles, Calif.
Dec. 21 North Texas	103-110	Fairground Pavilion
Dec. 23 #18 Arkansas	66-81	Fairground Pavilion
Dec. 30 Wisconsin-Milwaukee	82-71	Convention Center
Jan. 4 at Creighton	75-86	Omaha, Neb.
Jan. 8 Oral Roberts	62-80	Convention Center
Jan. 11 at New Mexico State*	69-82	Las Cruces, N.M.
Jan. 13 Drake*	74-70	Fairground Pavilion
Jan. 15 West Texas State*	69-92	Fairground Pavilion
Jan. 20 at Wichita State*	48-68	Wichita, Kan.
Jan. 27 VCU	66-61	Fairground Pavilion
Jan. 29 at Southern Illinois*	51-85	Carbondale, Ill.
Feb. 2 Quincy College	59-65	Convention Center
Feb. 5 Bradley*	78-80	Fairground Pavilion
Feb. 10 Wichita State*	71-64	Fairground Pavilion
Feb. 12 at Drake*	72-99	Des Moines, Iowa
Feb. 15 #8 Louisville	67-91	Convention Center
Feb. 17 at West Texas State*	73-76/OT	Amarillo, Texas
Feb. 19 New Mexico State*	84-93	Convention Center
Feb. 24 Southern Illinois*	99-91/OT	Fairground Pavilion
Feb. 26 at Bradley*	88-97	Peoria, Ill.
Feb. 28 at West Texas State**	81-96	Amarillo, Texas

*Missouri Valley Conference
**Missouri Valley Conference Tournament
#OSU forfeited for use of an ineligible player

1977-78 Won 9, Lost 18

Nov. 26 Oklahoma State	69-77	Okla. City, Okla.
Dec. 4 McNeese State	62-73	Convention Center
Dec. 10 at #10 UNLV	103-104/2OT	Las Vegas, Nev.
Dec. 15 Oral Roberts	70-77	Convention Center
Dec. 19 Oklahoma	70-91	Convention Center
Dec. 22 at Wisconsin-Milwaukee	74-97	Wilwaukee, Wis.
Dec. 29 at St. Louis	77-80	St. Louis, Mo.
Jan. 3 NE Oklahoma State	83-67	Convention Center
Jan. 5 at West Texas State*	70-56	Amarillo, Texas
Jan. 7 at Creighton*	58-78	Omaha, Neb.
Jan. 12 #6 Indiana State*	59-78	Convention Center
Jan. 14 at Southern Illinois*	58-67	Carbondale, Ill.
Jan. 16 Wichita State*	84-102	Convention Center
Jan. 19 at Bradley*	78-81	Peoria, Ill.
Jan. 23 at New Mexico State*	75-90	Las Cruces, N.M.
Jan. 28 at Drake*	76-67	Des Moines, Iowa
Jan. 30 at Oral Roberts	54-56	Mabee Center
Feb. 2 Bradley*	88-80	Convention Center
Feb. 4 Southern Illinois*	80-77/OT	Convention Center
Feb. 6 Drake*	48-47	Convention Center
Feb. 8 SW Louisiana	81-71	Convention Center
Feb. 11 at Indiana State*	70-102	Terre Haute, Ind.
Feb. 16 at Wichita State*	56-64	Wichita, Kan.
Feb. 18 West Texas State*	71-78	Convention Center
Feb. 20 Creighton*	85-77	Convention Center
Feb. 22 New Mexico State*	77-73	Convention Center
Feb. 27 at New Mexico State**	75-76	Las Cruces, N.M.

*Missouri Valley Conference
**Missouri Valley Conference Tournament

1978-79 Won 13, Lost 14

Nov. 25 SW Texas State	101-85	Convention Center
Nov. 30 at North Texas	87-80	Denton, Texas
Dec. 2 Oklahoma State	87-78	Convention Center
Dec. 5 at SW Louisiana	84-94	Lafayette, La.
Dec. 9 Pittsburg State (Kan.)	107-79	Convention Center
Dec. 14 at Oral Roberts	72-83	Mabee Center
Dec. 22 NE Oklahoma State	69-63	Convention Center
Dec. 29 at Connecticut ^A	68-89	New Haven, Conn.
Dec. 30 Manhattan ^A	77-74	New Haven, Conn.
Jan. 3 at #11 Indiana State*	89-101	Terre Haute, Ind.
Jan. 6 at Creighton*	71-75	Omaha, Neb.
Jan. 9 Bradley*	82-79/OT	Convention Center
Jan. 11 at Southern Illinois*	93-86	Carbondale, Ill.
Jan. 13 Wichita State*	93-94/OT	Convention Center
Jan. 20 at New Mexico State*	72-75	Las Cruces, N.M.
Jan. 22 at West Texas State*	111-85	Amarillo, Texas
Jan. 27 at Wichita State*	88-86	Wichita, Kan.
Feb. 1 Drake*	82-73	Convention Center
Feb. 3 #2 Indiana State*	56-66	Convention Center
Feb. 5 New Mexico State*	78-85	Convention Center

INTRO

PLAYERS

STAFF

REVIEW

CONFERENCE

OPPONENTS

RECORDS

HISTORY

Feb. 8 Creighton*	71-65	Convention Center
Feb. 10 at Drake*	66-73	Des Moines, Ia.
Feb. 15 Oral Roberts	86-91	Convention Center
Feb. 17 Southern Illinois*	66-72	Convention Center
Feb. 19 West Texas State*	79-77	Convention Center
Feb. 24 at Bradley*	78-80/OT	Peoria, Ill.
Feb. 27 at New Mexico State**	79-82	Las Cruces, N.M.

^AConnecticut Mutual Classic

^MMissouri Valley Conference

^{**}Missouri Valley Conference Tournament

1979-80 Won 8, Lost 19

Nov. 30 UNC-Greensboro	73-51	Convention Center
Dec. 4 at Oklahoma State	89-86	Stillwater, Okla.
Dec. 7 #18 Brigham Young	71-73	Convention Center
Dec. 10 UNLV	70-73	Convention Center
Dec. 12 at McNeese State	65-73	Lake Charles, La.
Dec. 15 NE Oklahoma State	53-50	Convention Center
Dec. 20 Oral Roberts	84-99	Convention Center
Dec. 29 at #8 Purdue	58-92	West Lafayette, Ind.
Jan. 3 at Louisville	58-78	Louisville, Ky.
Jan. 5 Southern Illinois*	87-75	Convention Center
Jan. 7 at Wichita State*	83-91	Wichita, Kan.
Jan. 10 West Texas State*	82-84	Convention Center
Jan. 12 Creighton*	56-55	Convention Center
Jan. 19 at Drake*	90-103	Des Moines, Iowa
Jan. 21 New Mexico State*	80-74	Convention Center
Jan. 24 at Indiana State*	63-68	Terre Haute, Ind.
Jan. 26 at Southern Illinois*	58-59	Carbondale, Ill.
Jan. 31 at Creighton*	55-73	Omaha, Neb.



Bill Franey

(took over on Feb. 1 as interim head coach)

W-2, L-7

Feb. 2 Bradley*	67-65	Convention Center
Feb. 4 at West Texas State*	80-92	Amarillo, Texas
Feb. 9 at New Mexico State*	91-103	Las Cruces, N.M.
Feb. 11 Drake*	70-75	Convention Center
Feb. 14 Indiana State*	66-70	Convention Center
Feb. 16 at Bradley*	74-81	Peoria, Ill.
Feb. 18 at Oral Roberts	86-88	Mabee Center
Feb. 23 Wichita State*	79-78	Convention Center
Feb. 26 at Bradley**	76-98	Peoria, Ill.

^MMissouri Valley Conference

^{**}Missouri Valley Conference Tournament



Nolan Richardson

5 seasons

W-119, L-37

1980-81 Won 26, Lost 7

Nov. 28 Central State (Okla.)	88-66	Convention Center
Dec. 1 SW Missouri State	87-51	Convention Center
Dec. 4 #8 Louisville	68-60	Convention Center
Dec. 6 at Oklahoma	84-75	Norman, Okla.
Dec. 8 at Oral Roberts	72-69	Mabee Center
Dec. 12 Georgia ^A	64-66	Mabee Center
Dec. 13 Tulane ^A	102-85	Mabee Center
Dec. 20 Oklahoma State	88-86	Convention Center
Dec. 22 Purdue	90-76	Convention Center

Jan. 3 at Creighton*	86-97	Omaha, Neb.
Jan. 5 Southern Illinois*	85-67	Convention Center
Jan. 10 Wichita State*	91-84	Convention Center
Jan. 17 at Indiana State*	81-59	Terre Haute, Ind.
Jan. 19 at Bradley*	63-70	Peoria, Ill.
Jan. 22 West Texas State*	103-90	Convention Center
Jan. 26 Drake*	86-77	Convention Center
Jan. 29 at Southern Illinois*	68-60	Carbondale, Ill.
Jan. 31 Creighton*	87-84	Convention Center
Feb. 7 at West Texas State*	83-85/OT	Amarillo, Texas
Feb. 9 at New Mexico State*	85-98	Las Cruces, NM
Feb. 14 Bradley*	75-54	Convention Center
Feb. 16 at #16 Wichita State*	74-72/OT	Wichita, Kan.
Feb. 21 at Drake*	87-107	Des Moines, Iowa
Feb. 23 Indiana State*	83-47	Convention Center
Feb. 26 New Mexico State*	86-79/OT	Convention Center
Feb. 28 Oral Roberts	81-70	Convention Center
Mar. 3 New Mexico State**	68-67	Convention Center
Mar. 5 at Creighton**	64-66	Omaha, Neb.
Mar. 13 Pan American#	81-71	Mabee Center
Mar. 16 UTEP#	72-67	Mabee Center
Mar. 20 South Alabama#	69-68	Mabee Center
Mar. 23 Virginia#	89-87	New York, N.Y.
Mar. 25 Syracuse#	86-84/OT	New York, N.Y.

^AOil Capital Classic

^MMissouri Valley Conference

^{**}Missouri Valley Conference Tournament

NIT Tournament

1981-82 Won 24, Lost 6

Nov. 28 U.S. International (Calif.)	89-62	Convention Center
Dec. 3 at #1 North Carolina	70-78	Chapel Hill, N.C.
Dec. 5 St. Mary's (Texas)	57-43	Convention Center
Dec. 8 at Oklahoma State	93-82	Stillwater, Okla.
Dec. 11 TCU ^A	72-62	Convention Center
Dec. 12 Oral Roberts ^A	80-63	Convention Center
Dec. 19 Central Florida	69-58	Convention Center
Dec. 22 Florida Southern	94-68	Convention Center
Jan. 2 Oklahoma	98-96	Convention Center
Jan. 4 Creighton*	80-55	Convention Center
Jan. 9 at New Mexico State*	66-74	Las Cruces, N.M.
Jan. 11 at West Texas State*	98-84	Amarillo, Texas
Jan. 14 Drake*	71-54	Convention Center
Jan. 16 #16 Wichita State*	99-88	Convention Center
Jan. 21 at Southern Illinois*	77-74/OT	Carbondale, Ill.
Jan. 23 at Indiana State*	59-60	Terre Haute, Ind.
Jan. 28 West Texas State*	68-61	Convention Center
Jan. 30 New Mexico State*	76-72	Convention Center
Feb. 6 at Wichita State*	80-75	Wichita, Kan.
Feb. 11 Illinois State*	78-67/OT	Convention Center
Feb. 13 at Creighton*	70-63	Omaha, Neb.
Feb. 15 at Drake*	55-56	Des Moines, Iowa
Feb. 20 Indiana State*	77-64	Convention Center
Feb. 22 Southern Illinois*	85-67	Convention Center
Feb. 25 Oral Roberts	91-70	Convention Center
Feb. 27 at Bradley*	79-82/OT	Peoria, Ill.
Mar. 2 Creighton**	106-81	Convention Center
Mar. 4 New Mexico State**	85-61	Convention Center
Mar. 6 Illinois State**	90-77	Convention Center
Mar. 13 Houston#	74-78	Mabee Center

^AOil Capital Classic

^MMissouri Valley Conference

^{**}Missouri Valley Conference Tournament

NCAA Tournament

1982-83 Won 19, Lost 12

Nov. 27 NE Oklahoma State	70-61	Convention Center
Dec. 4 at #20 Oklahoma	79-76	Norman, Okla.
Dec. 7 Oklahoma State	75-93	Convention Center
Dec. 11 Henderson State	75-53	Convention Center
Dec. 17 #17 North Carolina ^A	84-74	Mabee Center
Dec. 18 at Oral Roberts ^A	63-56	Mabee Center
Dec. 29 #16 Villanova%	68-75	San Diego, Calif.

Dec. 30 Florida State%	80-96	San Diego, Calif.
Jan. 6 Indiana State*	96-91/OT	Convention Center
Jan. 8 at Drake*	73-87	Des Moines, Iowa
Jan. 13 at Wichita State*	74-92	Wichita, Kan.
Jan. 22 at Bradley*	59-65	Peoria, Ill.
Jan. 24 at Illinois State*	55-61	Normal, Ill.
Jan. 27 West Texas State*	95-57	Convention Center
Jan. 29 Creighton*	80-72	Convention Center
Jan. 31 Southern Illinois*	84-70	Convention Center
Feb. 2 at Oral Roberts	101-70	Mabee Center
Feb. 5 at Indiana State*	86-100	Terre Haute, Ind.
Feb. 7 at Southern Illinois*	81-69	Carbondale, Ill.
Feb. 10 Drake*	61-59	Convention Center
Feb. 12 Bradley*	64-62	Convention Center
Feb. 17 at Creighton*	67-65	Omaha, Neb.
Feb. 19 #15 Wichita State*	81-84	Convention Center
Feb. 24 at West Texas State*	93-88	Amarillo, Texas
Feb. 26 New Mexico State*	100-71	Convention Center
Feb. 28 Illinois State*	61-59/OT	Convention Center
Mar. 5 at New Mexico State*	85-91	Las Cruces, N.M.
Mar. 8 Indiana State**	108-84	Convention Center
Mar. 10 at New Mexico State**	49-48	Las Cruces, N.M.
Mar. 12 at Illinois State**	64-84	Normal, Ill.
Mar. 16 TCU#	62-64	Mabee Center

^AOil Capital Classic

%Cabrillo Classic

^MMissouri Valley Conference

^{**}Missouri Valley Conference Tournament

NIT Tournament

1983-84 Won 27, Lost 4

Nov. 26 College of the Ozarks	98-74	Convention Center
Dec. 1 Oral Roberts	87-81	Convention Center
Dec. 3 Alabama State	79-72	Convention Center
Dec. 9 Long Island ^A	126-80	Convention Center
Dec. 10 San Diego State ^A	91-80	Convention Center
Dec. 17 at Oklahoma State	91-79	Stillwater, Okla.
Dec. 20 Oklahoma Baptist	95-65	Convention Center
Dec. 23 Missouri-Kansas City	104-76	Convention Center
Dec. 27 Pepperdine	102-70	Convention Center
Dec. 31 Southern	70-68	Convention Center
Jan. 2 West Texas State*	121-82	Convention Center
Jan. 5 at Drake*	91-79	Des Moines, Iowa
Jan. 7 Bradley*	82-69	Convention Center
Jan. 12 at Oral Roberts	84-78	Mabee Center
Jan. 14 at West Texas State*	99-93	Amarillo, Texas
Jan. 19 Illinois State*	73-79	Convention Center
Jan. 21 at Bradley*	80-66	Peoria, Ill.
Jan. 26 Creighton*	75-64	Convention Center
Feb. 2 at Wichita State*	64-66	Wichita, Kan.
Feb. 4 Drake*	93-74	Convention Center
Feb. 9 at Indiana State*	87-70	Terre Haute, Ind.
Feb. 11 at Southern Illinois*	86-76	Carbondale, Ill.
Feb. 16 at Creighton*	82-80/OT	Omaha, Neb.
Feb. 18 Wichita State*	105-97	Convention Center
Feb. 25 Southern Illinois*	111-90	Convention Center
Mar. 1 Indiana State*	126-102	Convention Center
Mar. 3 at Illinois State*	81-91	Normal, Ill.
Mar. 6 Indiana State**	110-99	Convention Center
Mar. 8 Wichita State**	86-80	Convention Center
Mar. 10 Creighton**	70-68	Convention Center
Mar. 18 Louisville#	67-69	Milwaukee, Wis.

^AFirst Tulsa Classic

^MMissouri Valley Conference

^{**}Missouri Valley Conference Tournament

NCAA Tournament

2022-23 MEN'S BASKETBALL

1984-85 Won 23, Lost 8

Nov. 24 Fort Valley State	125-83	Convention Center
Nov. 27 at Oral Roberts	86-82	Mabee Center
Nov. 30 at Arizona	80-84	Tucson, Ariz.
Dec. 8 Youngstown State	67-49	Convention Center
Dec. 15 at Arkansas	66-70	Little Rock, Ark.
Dec. 17 Drexel	86-62	Convention Center
Dec. 22 Oklahoma State	96-83	Convention Center
Dec. 28 East Carolina%	86-63	Convention Center
Dec. 29 Alcorn State%	92-79	Convention Center
Jan. 3 Indiana State*	90-71	Convention Center
Jan. 5 at Southern Illinois*	98-96	Carbondale, Ill.
Jan. 9 #8 Oklahoma	104-89	Convention Center
Jan. 12 Creighton*	70-66	Convention Center
Jan. 14 Oral Roberts	71-61	Convention Center
Jan. 17 at Illinois State*	79-69/OT	Normal, Ill.
Jan. 19 at Bradley*	69-59	Peoria, Ill.
Jan. 24 West Texas State*	110-90	Convention Center
Jan. 26 Southern Illinois*	66-60	Convention Center
Jan. 30 at Drake*	67-66	Des Moines, Iowa
Feb. 2 at Indiana State*	94-100	Terre Haute, Ind.
Feb. 6 Illinois State*	72-73/OT	Convention Center
Feb. 9 at Wichita State*	87-75	Wichita, Kan.
Feb. 16 at Creighton*	78-63	Omaha, Neb.
Feb. 21 Bradley*	64-69	Convention Center
Feb. 23 Drake*	79-56	Convention Center
Feb. 28 at West Texas State*	62-70	Amarillo, Texas
Mar. 2 Wichita State*	67-66	Convention Center
Mar. 5 West Texas State**	74-69	Convention Center
Mar. 7 Bradley**	85-77	Convention Center
Mar. 9 Wichita State**	82-84	Convention Center
Mar. 15 UTEP#	75-79	Albuquerque, N.M.

%First Tulsa Classic

*Missouri Valley Conference

**Missouri Valley Conference Tournament

NCAA Tournament



J.D. Barnett
6 seasons W-106, L-75

1985-86 Won 23, Lost 9

Nov. 22 Dayton^	63-60/OT	Cincinnati, Ohio
Nov. 24 #9 Louisville^	74-80	Cincinnati, Ohio
Nov. 26 NE Missouri State	70-51	Convention Center
Dec. 4 Colorado	76-65	Convention Center
Dec. 7 at Washington	68-72/OT	Seattle, Wash.
Dec. 10 Arizona	54-51	Convention Center
Dec. 19 Oral Roberts	63-47	Convention Center
Dec. 21 at Oklahoma State	67-58	Stillwater, Okla.
Dec. 27 McNeese State%	81-62	Convention Center
Dec. 28 Jacksonville%	67-57	Convention Center
Dec. 30 College of the Ozarks	68-47	Convention Center
Jan. 2 at Oral Roberts	81-65	Mabee Center
Jan. 4 at West Texas State*	48-52	Amarillo, Texas
Jan. 9 Creighton*	85-59	Convention Center
Jan. 11 Indiana State*	65-56	Convention Center
Jan. 16 at Southern Illinois*	70-58	Carbondale, Ill.
Jan. 19 at #20 Bradley*	58-71	Peoria, Ill.
Jan. 23 West Texas State*	54-37	Convention Center
Jan. 25 Wichita State*	69-58	Convention Center
Jan. 30 at Illinois State*	61-54	Normal, Ill.
Feb. 1 Bradley*	51-54	Convention Center
Feb. 6 at Creighton*	46-48	Omaha, Neb.
Feb. 8 at Drake*	58-61	Des Moines, Iowa
Feb. 15 Illinois State*	69-54	Convention Center
Feb. 17 at Wichita State*	62-65	Wichita, Kan.
Feb. 20 Southern Illinois*	65-39	Convention Center

Feb. 22 at Indiana State*	60-58	Terre Haute, Ind.
Mar. 1 Drake*	58-53	Convention Center
Mar. 3 Indiana State**	68-50	Convention Center
Mar. 4 Drake**	68-67	Convention Center
Mar. 5 #9 Bradley**	74-58	Convention Center
Mar. 14 #17 Navy#	68-87	Syracuse, N.Y.

^Preseason NIT

%First Tulsa Classic

*Missouri Valley Conference

**Missouri Valley Conference Tournament

NCAA Tournament

1986-87 Won 22, Lost 8

Nov. 28 Xavier (Ohio)^	70-60	Providence, R.I.
Nov. 29 at Providence^	82-74	Providence, R.I.
Dec. 2 Oral Roberts	71-44	Convention Center
Dec. 4 Cal-Irvine	84-66	Convention Center
Dec. 6 at Baylor	84-74	Waco, Texas
Dec. 8 at TCU	65-71	Fort Worth, Texas
Dec. 13 Oklahoma State	79-70	Convention Center
Dec. 18 Colorado	51-53	Convention Center
Dec. 20 Mississippi	69-68	Convention Center
Dec. 29 William & Mary%	79-60	Conention Center
Dec. 30 Colorado State%	68-61	Convention Center
Jan. 5 at Oral Roberts	55-59	Mabee Center
Jan. 10 Drake*	51-49	Convention Center
Jan. 15 at Southern Illinois*	74-64	Carbondale, Ill.
Jan. 17 at Indiana State*	69-48	Terre Haute, Ind.
Jan. 22 Illinois State*	71-69	Convention Center
Jan. 24 at Southern California	55-51	Los Angeles, Calif.
Jan. 26 at Bradley*	83-92	Peoria, Ill.
Jan. 29 Creighton*	72-58	Convention Center
Jan. 31 Wichita State*	72-58	Convention Center
Feb. 7 at Drake*	55-53	Des Moines, Iowa
Feb. 12 at Creighton*	71-57	Omaha, Neb.
Feb. 15 at Illinois State*	70-75	Normal, Ill.
Feb. 19 Indiana State*	73-54	Convention Center
Feb. 21 Bradley*	74-70	Convention Center
Feb. 23 Southern Illinois*	85-74	Convention Center
Feb. 26 at Wichita State*	61-63	Wichita, Kan.
Mar. 2 Southern Illinois**	61-56	Convention Center
Mar. 4 Wichita State**	74-79/OT	Convention Center
Mar. 13 at Oklahoma#	69-74	Tucson, Ariz.

^Fleet Classic

%First Tulsa Classic

*Missouri Valley Conference

**Missouri Valley Conference Tournament

NCAA Tournament

1987-88 Won 8, Lost 20

Nov. 29 Arkansas	68-47	Convention Center
Dec. 4 Richmond^	60-64	Tempe, Ariz.
Dec. 5 San Diego State^	67-59	Tempe, Ariz.
Dec. 8 Baylor	67-69	Convention Center
Dec. 10 at Oklahoma State	65-66	Stillwater, Okla.
Dec. 12 at Mississippi	56-69	Oxford, Miss.
Dec. 20 TCU	70-72/OT	Convention Center
Dec. 27 Grambling%	73-70	Convention Center
Dec. 28 Southern Mississippi%	82-81	Convention Center
Jan. 2 at Missouri	48-92	Columbia, Mo.
Jan. 5 Oklahoma State	75-93	Convention Center
Jan. 8 at Illinois State*	67-75	Normal, Ill.
Jan. 14 Creighton*	77-84	Convention Center
Jan. 16 Memphis State	47-54	Convention Center
Jan. 21 at Drake*	54-61	Des Moines, Iowa
Feb. 28 Illinois State*	51-31	Convention Center
Jan. 30 Bradley*	62-65	Convention Center
Feb. 2 at Brigham Young	57-72	Provo, Utah
Feb. 4 at Creighton*	92-94/OT	Omaha, Neb.
Feb. 6 Southern Illinois*	93-74	Convention Center
Feb. 8 Indiana State*	70-67	Convention Center
Feb. 13 at Indiana State*	88-93/2OT	Terre Haute, Ind.
Feb. 15 at Southern Illinois*	56-77	Carbondale, Ill.
Feb. 18 at Wichita State*	59-65	Wichita, Kan.
Feb. 20 Drake*	59-40	Convention Center
Feb. 25 at #14 Bradley*	62-67	Peoria, Ill.
Feb. 27 Wichita State*	77-79/2OT	Convention Center
Mar. 5 Wichita State**	66-74/2OT	Peoria, Ill.

^Cactus Classic

%First Tulsa Classic

*Missouri Valley Conference

**Missouri Valley Conference Tournament

1988-89 Won 18, Lost 13

Dec. 2 Murray State^	63-86	Bowling Green, Ky.
Dec. 3 Drexel^	81-65	Bowling Green, Ky.
Dec. 5 Lamar	65-76	Convention Center
Dec. 7 #11 Missouri	61-73	Convention Center
Dec. 10 Missouri-Kansas City	61-49	Convention Center
Dec. 15 Grambling	79-62	Convention Center
Dec. 22 Mississippi	87-68	Convention Center
Dec. 28 #4 Illinois%	58-85	Honolulu, Hawaii
Dec. 29 Houston%	75-71	Honolulu, Hawaii
Dec. 30 Southern California%	75-71	Honolulu, Hawaii
Jan. 5 at Indiana State*	70-64	Terre Haute, Ind.



Jan. 7 at Missouri State	68-76	Springfield, Mo.
Jan. 9 at Oklahoma State	74-82	Stillwater, Okla.
Jan. 14 at Wichita State*	68-75	Wichita, Kan.
Jan. 16 at VCU	60-56	Richmond, Va.
Jan. 21 Indiana State*	66-57	Convention Center
Jan. 23 Illinois State*	53-51	Convention Center
Jan. 25 at Memphis State	59-77	Memphis, Tenn.
Jan. 28 Drake*	61-58	Convention Center
Feb. 2 at Creighton*	61-75	Omaha, Neb.
Feb. 4 at Illinois State*	67-63	Normal, Ill.
Feb. 6 at Bradley*	69-78	Peoria, Ill.
Feb. 11 Creighton*	75-67	Convention Center
Feb. 16 Wichita State*	60-57	Convention Center
Feb. 18 at Southern Illinois*	78-77	Carbondale, Ill.
Feb. 20 at Drake*	61-62	Des Moines, Iowa.
Feb. 23 Southern Illinois*	67-63	Convention Center
Feb. 25 at Arkansas	69-118	Fayetteville, Ark.
Feb. 27 Bradley*	62-54	Convention Center
Mar. 4 Southern Illinois**	66-73	Wichita, Kan.

^Hilltopper Classic
 *Rainbow Classic
 * Missouri Valley Conference
 ** Missouri Valley Conference Tournament

1989-90 Won 17, Lost 13

Nov. 30 at Lamar	82-70	Beaumont, Texas
Dec. 2 Missouri State	66-73	Convention Center
Dec. 4 Central Florida	78-48	Convention Center
Dec. 9 at Cal State-Fullerton	58-84	Fullerton, Calif.
Dec. 11 at Missouri-Kansas City	85-75	Kansas City, Mo.
Dec. 14 at Kansas State	69-75	Manhattan, Kan.
Dec. 17 #22 Oklahoma State	95-80	Convention Center
Dec. 22 Bethune-Cookman	97-85	Convention Center
Dec. 29 Arkansas State^	73-61	Okla. City, Okla.
Dec. 30 #6 Oklahoma^	78-99	Okla. City, Okla.
Jan. 4 Louisiana Tech	82-91	Convention Center
Jan. 6 Creighton*	82-77	Convention Center
Jan. 11 Bradley*	101-82	Convention Center
Jan. 13 at Mississippi	63-47	Oxford, Miss.
Jan. 18 at Wichita State*	59-60	Wichita, Kan.
Jan. 20 at Southern Illinois*	52-71	Carbondale, Ill.
Jan. 27 at Creighton*	57-74	Omaha, Neb.
Jan. 29 at Drake*	68-65	Des Moines, Iowa
Feb. 1 Indiana State*	77-56	Convention Center
Feb. 3 Illinois State*	84-60	Convention Center
Feb. 7 Brigham Young	64-66	Convention Center
Feb. 10 at Bradley*	77-76	Peoria, Ill.
Feb. 12 at Illinois State*	75-79	Normal, Ill.
Feb. 15 Wichita State*	78-75	Convention Center
Feb. 17 Southern Illinois*	89-97	Convention Center
Feb. 22 at Indiana State*	73-65	Terre Haute, Ind.
Feb. 24 Drake*	71-58	Convention Center
Mar. 3 Bradley**	71-69	Normal, Ill.
Mar. 5 Southern Illinois**	65-75	Normal, Ill.
Mar. 15 at Oklahoma State#	74-83	Stillwater, Okla.

^All-College Tournament
 *Missouri Valley Conference
 ** Missouri Valley Conference Tournament
 # NIT Tournament

1990-91 Won 18, Lost 12

Nov. 24 Coppin State	84-79	Convention Center
Nov. 28 Cal State-Fullerton	89-63	Convention Center
Dec. 1 at Oklahoma State	73-75	Stillwater, Okla.
Dec. 3 at Louisiana Tech	66-78	Ruston, La.
Dec. 12 Kansas State	72-61	Convention Center
Dec. 20 at Creighton*	73-64	Omaha, Neb.
Dec. 22 at Brigham Young	60-62	Provo, Utah
Dec. 26 VCU	95-67	Convention Center
Dec. 28 UAB^	92-86	Okla. City, Okla.
Dec. 29 #14 Oklahoma^	99-112	Okla. City, Okla.
Jan. 22 at Mississippi Valley	114-56	Convention Center
Jan. 5 at Drake*	79-83	Des Moines, Iowa
Jan. 8 at Lamar	78-67	Beaumont, Texas
Jan. 12 Wichita State*	74-83	Convention Center

Jan. 17 Southern Illinois*	72-67	Convention Center
Jan. 19 Drake*	90-66	Convention Center
Jan. 22 at Missouri State*	70-72	Springfield, Mo.
Jan. 24 Indiana State*	70-68	Convention Center
Jan. 31 at Wichita State*	61-65	Wichita, Kan.
Feb. 2 at Indiana State*	60-77	Terre Haute, Ind.
Feb. 7 Illinois State*	84-41	Convention Center
Feb. 9 at Southern Illinois*	60-77	Carbondale, Ill.
Feb. 14 Bradley*	68-59	Convention Center
Feb. 16 Creighton*	73-63	Convention Center
Feb. 20 Missouri State*	68-64	Convention Center
Feb. 23 at Bradley*	84-77	Peoria, Ill.
Feb. 25 at Illinois State*	53-46	Normal, Ill.
Mar. 2 Wichita State**	71-52	St. Louis, Mo.
Mar. 3 Missouri State**	80-82/20T	St. Louis, Mo.
Mar. 14 at Oklahoma#	86-111	Norman, Okla.

^All-College Tournament
 *Missouri Valley Conference
 ** Missouri Valley Conference Tournament
 # NIT Tournament



Tubby Smith
 4 seasons W-79, L-43

1991-92 Won 17, Lost 13

Nov. 26 at TCU	81-94	Fort Worth, Texas
Dec. 5 Brigham Young	86-102	Convention Center
Dec. 14 Charleston-Southern	91-46	Convention Center
Dec. 17 at UAB	75-90	Birmingham, Ala.
Dec. 23 #15 Arkansas	64-74	Convention Center
Dec. 31 #3 Oklahoma State	76-82	Convention Center
Jan. 2 SE Louisiana	97-70	Convention Center
Jan. 4 Northern Iowa*	68-83	Convention Center
Jan. 11 at Drake*	72-70	Des Moines, Iowa
Jan. 13 at Northern Iowa*	70-54	Cedar Rapids, Iowa
Jan. 18 Missouri State*	64-63	Convention Center
Jan. 20 Illinois State*	72-73	Convention Center
Jan. 23 Indiana State*	67-53	Convention Center
Jan. 25 Creighton*	80-65	Convention Center
Jan. 30 at Bradley*	71-61	Peoria, Ill.
Feb. 1 at Illinois State*	67-66/OT	Normal, Ill.
Feb. 3 Baylor	59-73	Mabee Center
Feb. 8 at Missouri State*	74-78	Springfield, Mo.
Feb. 10 Wichita State*	70-66	Convention Center
Feb. 15 Southern Illinois*	66-74	Convention Center
Feb. 17 at Oral Roberts	78-62	Mabee Center
Feb. 20 at Wichita State*	74-60	Wichita, Kan.
Feb. 22 at Southern Illinois*	68-74	Carbondale, Ill.
Feb. 24 at Indiana State*	60-74	Terre Haute, Ind.
Feb. 27 Drake*	85-82/20T	Convention Center
Feb. 29 Bradley*	57-45	Convention Center
Mar. 2 at Creighton*	81-71	Omaha, Neb.
Mar. 7 Indiana State**	77-65	St. Louis, Mo.
Mar. 8 Southern Illinois**	82-79	St. Louis, Mo.
Mar. 9 Missouri State**	68-71	St. Louis, Mo.

* Missouri Valley Conference
 ** Missouri Valley Conference Tournament

1992-93 Won 15, Lost 14

Dec. 1 North Texas	101-70	Convention Center
Dec. 3 at Hawaii	68-63	Honolulu, Hawaii
Dec. 4 Long Beach State^	69-72	Honolulu, Hawaii
Dec. 6 at Hawaii^	69-87	Honolulu, Hawaii
Dec. 9 at Oklahoma State	67-85	Stillwater, Okla.
Dec. 12 Oral Roberts	104-81	Convention Center
Dec. 15 VCU	66-67	Convention Center
Dec. 19 Illinois State*	74-61	Convention Center
Dec. 23 at #10 Arkansas	87-101	Fayetteville, Ark.
Jan. 3 Northern Iowa*	66-75	Convention Center
Jan. 5 at Baylor	85-94	Waco, Texas

Jan. 9 at Missouri State*	54-62	Springfield, Mo.
Jan. 11 Bradley*	66-43	Convention Center
Jan. 16 at Northern Iowa*	66-61	Cedar Falls, Iowa
Jan. 18 Indiana State*	89-84/20T	Convention Center
Jan. 23 Missouri State*	77-74	Convention Center
Jan. 25 at Oral Roberts	103-69	Mabee Center
Jan. 27 TCU	88-66	Convention Center
Jan. 30 at Wichita State*	76-77/OT	Wichita, Kan.
Feb. 2 at Drake*	88-96/20T	Des Moines, Iowa
Feb. 6 at Creighton*	70-63	Omaha, Neb.
Feb. 10 Southern Illinois*	77-70	Convention Center
Feb. 13 Drake*	95-82	Convention Center
Feb. 18 at Illinois State*	63-72	Normal, Ill.
Feb. 20 at Bradley*	57-72	Peoria, Ill.
Feb. 22 Creighton*	69-66	Convention Center
Feb. 25 at Indiana State*	74-86	Terre Haute, Ind.
Feb. 27 Wichita State*	80-63	Convention Center
Mar. 1 at Southern Illinois*	80-106	Carbondale, Ill.

^Hawaii Tipoff Classic
 * Missouri Valley Conference

1993-94 Won 23, Lost 8

Nov. 27 Houston Baptist	128-63	Convention Center
Dec. 1 at North Texas	72-62	Denton, Texas
Dec. 6 at Oral Roberts	94-74	Mabee Center
Dec. 11 Missouri State*	66-56	Convention Center
Dec. 20 #22 Oklahoma State	61-73	Convention Center
Dec. 23 #1 Arkansas	91-93/OT	Convention Center
Dec. 29 Texas Tech^	96-77	Okla. City, Okla.
Dec. 30 Oklahoma^	76-95	Okla. City, Okla.
Jan. 3 at VCU	92-84	Richmond, Va.
Jan. 6 Bradley*	77-78	Convention Center
Jan. 8 Northern Iowa*	75-62	Convention Center
Jan. 13 Drake*	115-98	Convention Center
Jan. 15 at Creighton*	75-59	Omaha, Neb.
Jan. 20 Southern Illinois*	86-81	Carbondale, Ill.
Jan. 22 at Indiana State*	87-57	Terre Haute, Ind.
Jan. 27 Illinois State*	83-68	Convention Center
Jan. 29 at Drake*	99-80	Des Moines, Iowa
Feb. 5 at Bradley*	64-69	Peoria, Ill.
Feb. 7 at Illinois State*	56-61	Normal, Ill.
Feb. 9 Wichita State*	79-64	Convention Center
Feb. 12 Southern Illinois*	88-70	Convention Center
Feb. 15 at Northern Iowa*	69-63	Cedar Falls, Iowa
Feb. 19 at Missouri State*	71-66	Springfield, Mo.
Feb. 23 at Wichita State*	89-51	Wichita, Kan.
Feb. 26 Creighton*	72-62/OT	Convention Center
Feb. 28 Indiana State*	79-56	Convention Center
Mar. 5 Drake**	91-82	St. Louis, Mo.
Mar. 6 Northern Iowa**	73-79	St. Louis, Mo.
Mar. 18 #17 UCLA#	112-102	Okla. City, Okla.
Mar. 20 #19 Oklahoma State#	82-80	Okla. City, Okla.
Mar. 24 #1 Arkansas#	84-103	Dallas, Texas

^All-College Tournament
 * Missouri Valley Conference
 ** Missouri Valley Conference Tournament
 # NCAA Tournament

1994-95 Won 24, Lost 8

Dec. 3 Texas-San Antonio	77-57	Convention Center
Dec. 7 at Oklahoma State	88-93	Stillwater, Okla.
Dec. 10 Oral Roberts	99-54	Convention Center
Dec. 17 at Drake	93-76	Des Moines, Iowa
Dec. 23 at #3 Arkansas	63-82	Fayetteville, Ark.
Dec. 31 Creighton*	80-65	Convention Center
Jan. 3 Northern Iowa*	85-53	Convention Center
Jan. 6 Texas Christian^	107-95	Okla. City, Okla.
Jan. 7 Oklahoma^	61-76	Okla. City, Okla.
Jan. 12 at Wichita State*	79-52	Wichita, Kan.
Jan. 14 Evansville*	72-66	Convention Center
Jan. 16 Southern Illinois*	67-65	Convention Center
Jan. 19 at Illinois State*	79-95	Normal, Ill.
Jan. 21 at Bradley*	73-53	Peoria, Ill.
Jan. 25 Missouri State*	71-54	Convention Center
Jan. 28 at Creighton*	67-54	Omaha, Neb.

2022-23 MEN'S BASKETBALL


Feb. 1	at Southern Illinois*	71-72	Carbondale, Ill.
Feb. 4	Western Kentucky	70-68	Convention Center
Feb. 6	at New Mexico State	85-67	Las Cruces, NM
Feb. 9	Drake*	53-60	Convention Center
Feb. 11	at Evansville*	64-54	Evansville, Ind.
Feb. 14	at Missouri State*	69-59	Springfield, Mo.
Feb. 18	Indiana State*	79-66	Convention Center
Feb. 20	Wichita State*	67-58	Convention Center
Feb. 25	Bradley*	74-68	Convention Center
Feb. 27	at Northern Iowa*	90-75	Cedar Falls, Iowa
Mar. 4	Wichita State**	77-63	St. Louis, Mo.
Mar. 5	Bradley**	89-80	St. Louis, Mo.
Mar. 6	Southern Illinois**	62-77	St. Louis, Mo.
Mar. 17	Illinois#	68-62	Albany, N.Y.
Mar. 19	Old Dominion#	64-52	Albany, N.Y.
Mar. 24	#7 Massachusetts#	51-76	East Rutherford, NJ

*All-College Tournament

*Missouri Valley Conference

**Missouri Valley Conference Tournament

NCAA Tournament



Steve Robinson
2 seasons W-46, L-18

1995-96 Won 22, Lost 8

Dec. 2	North Carolina A&T	100-51	Convention Center
Dec. 4	at Western Kentucky	73-65	Bowling Green, Ky.
Dec. 9	at Temple	64-60	Philadelphia, Pa.
Dec. 17	Prairie View A&M	141-50	Convention Center
Dec. 20	New Mexico State	73-57	Convention Center
Dec. 30	Oral Roberts	78-90	Mabee Center
Jan. 2	Oklahoma State	57-53	Convention Center
Jan. 6	at Evansville*	67-57	Evansville, Ind.
Jan. 8	UAB	70-55	Convention Center
Jan. 11	Drake*	87-64	Convention Center
Jan. 14	Illinois State*	71-74	Convention Center
Jan. 17	at Creighton*	59-72	Omaha, Neb.
Jan. 20	at Missouri State*	75-65	Springfield, Mo.
Jan. 24	Creighton*	55-52	Convention Center
Jan. 27	at Drake*	79-73	Des Moines, Iowa
Jan. 29	at Northern Iowa*	89-79	Cedar Falls, Iowa
Jan. 31	Missouri State*	61-66	Convention Center
Feb. 4	at Bradley*	72-85/OT	Peoria, Ill.
Feb. 10	at Wichita State*	75-47	Wichita, Kan.
Feb. 12	Evansville*	74-53	Convention Center
Feb. 14	at Southern Illinois*	83-75/OT	Carbondale, Ill.
Feb. 17	Bradley*	73-74/OT	Convention Center
Feb. 19	Indiana State*	111-75	Convention Center
Feb. 21	at Illinois State*	64-69	Normal, Ill.
Feb. 24	Wichita State*	72-66	Convention Center
Feb. 26	Northern Iowa*	95-88	Convention Center
Mar. 2	Evansville**	65-55	St. Louis, Mo.
Mar. 3	Illinois State**	69-52	St. Louis, Mo.
Mar. 4	Bradley**	60-46	St. Louis, Mo.
Mar. 15	#24 Louisville#	80-82/OT	Milwaukee, Wis.

*Missouri Valley Conference

**Missouri Valley Conference Tournament

NCAA Tournament

1996-97 Won 24, Lost 10

Nov. 20	at #5 UCLA^	77-76/OT	Los Angeles, Calif.
Nov. 22	Oklahoma State^	72-54	Convention Center
Nov. 27	#10 Duke^	67-72	New York, N.Y.
Nov. 29	Evansville^	55-51	New York, N.Y.
Dec. 2	Delaware State	79-50	Convention Center
Dec. 4	at Houston	77-79/2OT	Houston, Texas
Dec. 7	St. Joseph's	64-67	Atlantic City, NJ
Dec. 14	Temple	67-60	Convention Center
Dec. 19	at Wichita State	56-53	Wichita, Kan.
Dec. 27	Southwest Texas State%	76-60	Okla. City, Okla.

Dec. 28	Oklahoma%	78-75	Okla. City, Okla.
Dec. 31	at Tulane	74-88	New Orleans, La.
Jan. 4	at San Jose State*	66-58	San Jose, Calif.
Jan. 8	Southern Utah	80-48	Convention Center
Jan. 11	Oral Roberts	77-70	Convention Center
Jan. 13	Rice*	65-33	Convention Center
Jan. 16	#12 New Mexico*	80-57	Mabee Center
Jan. 18	UTEP*	63-52	Mabee Center
Jan. 25	at Brigham Young*	72-56	Provo, Utah
Jan. 27	at #5 Utah*	58-84	Salt Lake City, Utah
Jan. 31	SMU*	69-49	Convention Center
Feb. 1	TCU*	96-79	Convention Center
Feb. 6	at Rice*	58-75	Houston, Texas
Feb. 10	San Jose State*	91-75	Convention Center
Feb. 13	at UTEP*	90-57	El Paso, Texas
Feb. 16	at #13 New Mexico*	51-57	Albuquerque, NM
Feb. 20	Brigham Young*	80-65	Convention Center
Feb. 22	#5 Utah*	54-56	Convention Center
Feb. 27	at TCU*	128-84	Fort Worth, Texas
Mar. 1	at SMU*	76-55	Dallas, Texas
Mar. 6	at UNLV**	68-65	Las Vegas, Nev.
Mar. 7	TCU**	59-64	Las Vegas, Nev.
Mar. 14	Boston U.#	81-52	Kansas City, Mo.
Mar. 16	#14 Clemson#	59-65	Kansas City, Mo.

^Preseason NIT

%All-College Tournament

* Western Athletic Conference

** Western Athletic Conference Tournament

NCAA Tournament



Bill Self
3 seasons W-74, L-27

1997-98 Won 19, Lost 12

Nov 17	Tulane	86-80/2OT	Convention Center
Nov. 21	Gonzaga^	40-78	Fairbanks, Alaska
Nov. 22	at Alaska-Fairbanks^	66-61	Fairbanks, Alaska
Nov. 23	Duquesne^	72-52	Fairbanks, Alaska
Nov. 29	Houston	57-61	Convention Center
Dec. 1	Nebraska	85-68	Convention Center
Dec. 6	Wichita State	50-40	Convention Center
Dec. 8	Morgan State	93-56	Convention Center
Dec. 14	at Oral Roberts	58-53	Mabee Center
Dec. 20	at #4 Kentucky	53-74	Lexington, Ky.
Dec. 22	at Cleveland State	55-59	Cleveland, Ohio
Dec. 28	Southwest Texas State	81-69	Convention Center
Dec. 30	Southern Illinois	75-88	Convention Center
Jan. 3	San Diego State*	77-57	Convention Center

Jan. 5	Brigham Young	53-57	Convention Center
Jan. 11	at Rice*	63-76	Houston, Texas
Jan. 15	at Fresno State*	77-81	Fresno, Calif.
Jan. 17	at San Jose State*	77-52	San Jose, Calif.
Jan. 24	#24 Hawaii*	64-63	Convention Center
Jan. 29	at SMU*	69-58	Dallas, Texas
Feb. 1	at TCU*	100-102/OT	Fort Worth, Texas
Feb. 5	Rice*	75-62	Convention Center
Feb. 7	at Brigham Young*	65-59	Provo, Utah
Feb. 12	San Jose State*	68-55	Convention Center
Feb. 15	Fresno State*	78-77	Convention Center
Feb. 19	at San Diego State*	65-60	San Diego, Calif.
Feb. 21	at Hawaii*	62-72	Honolulu, Hawaii
Feb. 26	#15 TCU	54-57	Convention Center
Feb. 28	SMU	79-70	Convention Center
Mar. 3	Brigham Young**	59-56	Las Vegas, Nev.
Mar. 5	#20 New Mexico**	59-60	Las Vegas, Nev.

^Top of the World Classic

*Western Athletic Conference

**Western Athletic Conference Tournament

1998-99 Won 23, Lost 10

Nov. 15	Sam Houston State	60-42	Convention Center
Nov. 18	Jackson State	84-45	Convention Center
Nov. 22	at UAB	61-78	Birmingham, Ala.
Nov. 24	Texas-San Antonio	81-68	Convention Center
Nov. 28	St. Joseph's	66-55	Convention Center
Dec. 1	at Nebraska	52-49	Lincoln, Neb.
Dec. 4	Vermont^	72-61	Milwaukee, Wis.
Dec. 5	at Marquette^	67-51	Milwaukee, Wis.
Dec. 8	North Texas	103-69	Convention Center
Dec. 13	Oral Roberts	73-68	Convention Center
Dec. 21	Texas Tech&	84-50	Kahuku, Hawaii
Dec. 22	#14 Michigan State&	58-68	Kahuku, Hawaii
Dec. 23	Oregon State&	59-57	Kahuku, Hawaii
Dec. 29	Cleveland State	79-51	Reynolds Center
Jan. 2	at Southern Illinois	56-70	Carbondale, Ill.
Jan. 7	Colorado State*	74-62	Reynolds Center
Jan. 10	Wyoming*	96-89	Reynolds Center
Jan. 14	at Air Force*	57-65	Colorado Springs, Colo.
Jan. 16	at UNLV*	55-73	Las Vegas, Nev.
Jan. 23	at Rice*	65-50	Houston, Texas
Jan. 25	#24 TCU*	72-62	Reynolds Center
Jan. 30	SMU*	88-82	Reynolds Center
Feb. 4	at Wyoming*	61-80	Laramie, Wyo.
Feb. 6	at Colorado State*	64-71	Fort Collins, Colo.
Feb. 13	Air Force*	78-75	Reynolds Center
Feb. 15	UNLV*	53-54	Reynolds Center
Feb. 20	Rice*	77-47	Reynolds Center
Feb. 25	at SMU*	78-77	Dallas, Texas
Feb. 27	at TCU*	82-73	Fort Worth, Texas
Mar. 4	Fresno State**	85-56	Las Vegas, Nev.
Mar. 5	#8 Utah**	61-64/OT	Las Vegas, Nev.



1998-99 Team

INTRO

PLAYERS

STAFF

REVIEW

AMERICAN ATHLETIC CONFERENCE

OPPONENTS

RECORDS

HISTORY

Mar. 12 #18 Coll. of Charleston#	62-53	Charlotte, N.C.
Mar. 14 #1 Duke#	56-97	Charlotte, N.C.
*Blue & Gold Coca Cola Classic & Pearl Harbor Classic		
* Western Athletic Conference		
** Western Athletic Conference Tournament		
# NCAA Tournament		

1999-00 Won 32, Lost 5

Nov. 21 at Rhode Island	91-66	Providence, RI
Nov. 24 Georgia State	100-73	Reynolds Center
Nov. 27 Arkansas-Pine Bluff	97-45	Reynolds Center
Nov. 29 at St. Joseph's	79-73	Philadelphia, Pa.
Dec. 1 Texas-San Antonio	76-59	Reynolds Center
Dec. 4 UAB	88-73	Reynolds Center
Dec. 7 Missouri State	69-60	Reynolds Center
Dec. 11 at Oral Roberts	59-60	Mabee Center
Dec. 18 Delaware State	72-52	Reynolds Center
Dec. 21 Boston College^	80-66	Bayamon, PR
Dec. 22 UNC Charlotte^	76-61	Bayamon, PR
Dec. 23 #11 Tennessee^	88-68	Bayamon, PR
Dec. 28 UMKC	81-60	Reynolds Center
Dec. 30 at North Texas	113-77	Denton, Texas
Jan. 6 at TCU*	94-73	Fort Worth, Texas
Jan. 12 at Creighton	75-67	Omaha, Neb.
Jan. 16 at Rice*	67-49	Houston, Texas
Jan. 20 San Jose State*	67-41	Reynolds Center
Jan. 22 Hawaii*	100-78	Reynolds Center
Jan. 24 Centenary	84-44	Reynolds Center
Jan. 27 at UTEP*	89-71	El Paso, Texas
Jan. 29 at Fresno State*	73-75	Fresno, Calif.
Feb. 3 SMU*	70-59	Reynolds Center
Feb. 5 TCU*	103-70	Reynolds Center
Feb. 14 Rice*	75-33	Reynolds Center
Feb. 17 at Hawaii*	75-61	Honolulu, Hawaii
Feb. 19 at San Jose State*	64-56	San Jose, Calif.
Feb. 24 Fresno State*	72-73	Reynolds Center
Feb. 26 UTEP*	85-55	Reynolds Center
Mar. 4 at SMU*	83-78/20T	Dallas, Texas
Mar. 9 Rice**	71-51	Fresno, Calif.
Mar. 10 TCU**	93-71	Fresno, Calif.
Mar. 11 Fresno State**	72-75	Fresno, Calif.
Mar. 17 UNLV#	89-62	Nashville, Tenn.
Mar. 19 #7 Cincinnati#	69-61	Nashville, Tenn.
Mar. 24 #23 Miami (Fla.)#	80-71	Austin, Texas
Mar. 26 North Carolina#	55-59	Austin, Texas
^ Puerto Rico Holiday Classic		
* Western Athletic Conference		
** Western Athletic Conference Tournament		
# NCAA Tournament		



Buzz Peterson
1 season W-26, L-11

2000-01 Won 26, Lost 11

Nov. 10 Arizona State+	69-67	Chapel Hill, NC
Nov. 11 at #6 North Carolina+	81-91	Chapel Hill, NC
Nov. 17 North Texas	89-71	Reynolds Center
Nov. 20 Rhode Island	89-80	Reynolds Center
Dec. 1 Santa Clara#	65-59	Iowa City, Ia.
Dec. 2 at Iowa#	65-66	Iowa City, Ia.
Dec. 5 at Missouri State	61-55	Springfield, Mo.
Dec. 10 Oral Roberts	89-81/0T	Reynolds Center
Dec. 16 at #10 Kansas	69-92	Lawrence, Kan.
Dec. 19 Creighton	76-86	Reynolds Center
Dec. 22 Wichita State	78-49	Reynolds Center
Dec. 30 Prairie View A&M	115-46	Reynolds Center
Jan. 2 Jackson State	107-49	Reynolds Center
Jan. 6 Fresno State*	79-93	Reynolds Center
Jan. 11 at San Jose State*	63-57	San Jose, Calif.
Jan. 13 at Hawaii*	65-68	Honolulu, Hawaii

Jan. 17 TCU*	82-66	Reynolds Center
Jan. 20 at UTEP*	87-75	El Paso, Texas
Jan. 25 San Jose State*	76-60	Reynolds Center
Jan. 28 Hawaii*	79-67	Reynolds Center
Feb. 1 at TCU*	87-93/OT	Fort Worth, Texas
Feb. 3 at SMU*	59-64	Dallas, Texas
Feb. 8 Rice*	79-55	Reynolds Center
Feb. 10 UTEP*	87-72	Reynolds Center
Feb. 15 Nevada*	78-70	Reynolds Center
Feb. 22 at Rice*	56-59	Houston, Texas
Feb. 24 SMU*	85-65	Reynolds Center
Mar. 1 at Nevada*	74-69	Reno, Nevada
Mar. 3 at Fresno State*	77-84	Fresno, Calif.
Mar. 8 San Jose State**	64-53	Reynolds Center
Mar. 9 UTEP**	59-56	Reynolds Center
Mar. 10 Hawaii**	72-78/OT	Reynolds Center
Mar. 14 UC Irvine##	75-71	Reynolds Center
Mar. 19 at Minnesota##	76-73/OT	Minneapolis, Minn.
Mar. 21 at Mississippi St.##	77-75	Starkville, Miss.
Mar. 27 Memphis##	72-64	New York, NY
Mar. 29 Alabama##	79-60	New York, NY
+ NABC Classic		
# Gazette Hawkeye Invitational		
*Western Athletic Conference Games		
**Western Athletic Conference Tournament		
##NIT Tournament		



John Phillips

4 seasons W-59, L-37
(three full seasons and 7 games)

2001-02 Won 27, Lost 7

Nov. 19 Grambling	104-61	Reynolds Center
Nov. 24 Morris Brown	88-41	Reynolds Center
Nov. 28 Arkansas	75-79	Reynolds Center
Dec. 1 at Oral Roberts	73-66/OT	Mabee Center
Dec. 4 Missouri State	90-73	Reynolds Center
Dec. 8 at Wichita State	82-76	Wichita, Kan.
Dec. 14 vs. Texas A&M%	90-56	Houston, Texas
Dec. 20 vs. Buffalo^	80-75	Kahuku, Hawaii
Dec. 21 vs. Montana^	92-82	Kahuku, Hawaii
Dec. 22 vs. BYU-Hawaii^	88-67	Kahuku, Hawaii
Dec. 29 at #2 Kansas&	85-93	Kansas City, Kan.
Jan. 3 at Nevada*	76-66	Reno, Nev.
Jan. 5 at Fresno State*	85-86	Fresno, Calif.
Jan. 10 UTEP*	66-61	Reynolds Center
Jan. 12 Boise State*	80-60	Reynolds Center
Jan. 17 at Louisiana Tech*	71-68	Ruston, La.
Jan. 19 at SMU*	95-87	Dallas, Texas
Jan. 24 San Jose State*	78-54	Reynolds Center
Jan. 26 Hawaii*	82-90	Reynolds Center
Jan. 28 Rice*	79-60	Reynolds Center
Jan. 31 Fresno State*	78-63	Reynolds Center
Feb. 2 Nevada*	73-68	Reynolds Center
Feb. 7 at Boise State*	70-56	Boise, Idaho
Feb. 9 at UTEP*	88-76	El Paso, Texas
Feb. 14 SMU*	87-69	Reynolds Center
Feb. 16 Louisiana Tech*	72-63	Reynolds Center
Feb. 21 at Hawaii*	85-86	Honolulu, Hawaii
Feb. 23 at San Jose State*	82-72	San Jose, Calif.
Feb. 28 at Rice*	67-62	Houston, Texas
Mar. 7 Boise State**	72-53	Reynolds Center
Mar. 8 Fresno State**	81-65	Reynolds Center
Mar. 9 Hawaii**	59-73	Reynolds Center
Mar. 14 #12 Marquette##	71-69	St. Louis, Mo.
Mar. 16 #16 Kentucky##	82-87	St. Louis, Mo.

^ Yahoo! Sports Invitational (Laie, Hawaii)
*Western Athletic Conference Games
**Western Athletic Conference Tournament
% at Houston, Texas (Compaq Center)
& at Kemper Arena (Kansas City, Mo.)
NCAA Tournament

2002-03 Won 23, Lost 10

Nov. 23 vs. New Mexico State^	71-61	South Padre, Texas
Nov. 24 vs. Texas-Pan Am.^	80-50	South Padre, Texas
Nov. 30 at Arkansas	61-60	Fayetteville, Ark.
Dec. 4 Wichita State	80-69	Reynolds Center
Dec. 11 #20 Kansas	80-89	Reynolds Center
Dec. 14 at SW Missouri	62-46	Springfield, Mo.
Dec. 19 Oral Roberts	90-80	Reynolds Center
Dec. 23 TCU	78-65	Reynolds Center
Dec. 28 Iowa	63-67	Reynolds Center
Jan. 1 at Fresno State*	65-74	Fresno, Calif.
Jan. 4 Nevada*	63-60	Reynolds Center
Jan. 11 at Rice*	94-77	Houston, Texas
Jan. 16 at UTEP*	79-65	El Paso, Texas
Jan. 18 at Boise State*	74-78	Boise, Idaho
Jan. 23 Louisiana Tech*	68-61	Reynolds Center
Jan. 25 SMU*	84-86/OT	Reynolds Center
Jan. 30 at San Jose State*	57-58	San Jose, Calif.
Feb. 1 at Hawaii*	67-73/OT	Honolulu, Hawaii
Feb. 8 Rice*	79-56	Reynolds Center
Feb. 10 at Louisiana Tech*	82-93	Ruston, La.
Feb. 13 Boise State*	71-55	Reynolds Center
Feb. 15 UTEP*	81-58	Reynolds Center
Feb. 19 at SMU*	77-70	Dallas, Texas
Feb. 22 at Gonzaga	60-69	Spokane, Wash.
Feb. 27 Hawaii*	76-51	Reynolds Center
Mar. 1 San Jose State*	74-53	Reynolds Center
Mar. 5 Fresno State*	62-59	Reynolds Center
Mar. 8 at Nevada*	79-73	Reno, Nev.
Mar. 13 UTEP**	81-47	Reynolds Center
Mar. 14 Hawaii**	66-56	Reynolds Center
Mar. 15 Nevada**	75-64	Reynolds Center
Mar. 20 #22 Dayton%	84-71	Spokane, Wash.
Mar. 22 Wisconsin%	60-61	Spokane, Wash.

^ South Padre Classic
*Western Athletic Conference Games
**Western Athletic Conference Tournament
%NCAA Tournament

2003-04 Won 9, Lost 20

Nov. 22 Northwestern State	78-49	Reynolds Center
Nov. 25 at #14 Oklahoma	73-81	Norman, Okla.
Nov. 29 at TCU	74-62	Fort Worth, Texas
Dec. 1 at Georgia State	67-72	Atlanta, Ga.
Dec. 6 at Oral Roberts	81-87	Tulsa, Okla.
Dec. 14 New Mexico State	78-66	Reynolds Center
Dec. 20 at Wichita State	58-66	Wichita, Kan.
Dec. 23 Texas State	84-46	Reynolds Center
Dec. 30 Arkansas	74-81	Reynolds Center
Jan. 3 at Louisiana Tech*	62-70	Ruston, La.
Jan. 6 at SMU*	58-67	Dallas, Texas
Jan. 8 UTEP*	56-59	Reynolds Center
Jan. 10 Boise State*	58-57	Reynolds Center
Jan. 17 Rice*	74-68	Reynolds Center
Jan. 22 at Nevada*	71-80	Reno, Nev.
Jan. 24 at Fresno State*	61-68	Fresno, Calif.
Jan. 29 San Jose State*	86-70	Reynolds Center
Jan. 31 Hawaii*	71-73/OT	Reynolds Center
Feb. 2 Nevada*	67-89	Reynolds Center
Feb. 5 at Boise State*	62-73	Boise, Idaho
Feb. 7 at UTEP*	66-78	El Paso, Texas
Feb. 14 at Rice*	103-111/20T	Houston, Texas
Feb. 18 Fresno State*	41-61	Reynolds Center
Feb. 21 #6 Gonzaga	56-76	Reynolds Center
Feb. 27 at Hawaii*	62-92	Honolulu, Hawaii
Feb. 29 at San Jose State*	65-64	San Jose, Calif.
Mar. 4 SMU*	56-64	Reynolds Center
Mar. 6 Louisiana Tech*	80-70	Reynolds Center
Mar. 9 SMU**	60-79	Fresno, Calif.

*Western Athletic Conference Games
**Western Athletic Conference Tournament

2022-23 MEN'S BASKETBALL

2004-05 Won 2, Lost 5

Nov. 16	Wright State ^A	66-72	Reynolds Center
Nov. 21	Northwestern La. State	63-54	Reynolds Center
Nov. 30	at Arkansas	73-85	Fayetteville, Ark.
Dec. 5	Oral Roberts	47-70	Reynolds Center
Dec. 12	Prairie View A&M	97-44	Reynolds Center
Dec. 18	Wichita State	66-71	Reynolds Center
Dec. 22	Lamar	85-91	Reynolds Center



Alvin "Pooh" Williamson

22 games W-7, L-15
(took over on Dec. 25 as interim coach)

22 Games Won 7, Lost 15

Dec. 28	Oklahoma%	64-70	Oklahoma City, Okla.
Dec. 30	Louisiana Tech*	52-58	Reynolds Center
Jan. 1	SMU*	83-95/OT	Reynolds Center
Jan. 6	at Boise State*	71-72	Boise, Idaho
Jan. 8	at UTEP*	70-105	El Paso, Texas
Jan. 10	at New Mexico State	83-63	Las Cruces, NM
Jan. 15	at Rice*	70-82	Houston, Texas
Jan. 20	Nevada*	69-75	Reynolds Center
Jan. 22	Fresno State*	68-65	Reynolds Center
Jan. 27	at San Jose State*	69-76	San Jose, Calif.
Jan. 29	at Hawaii*	73-76	Honolulu, Hawaii
Feb. 3	UTEP*	65-54	Reynolds Center
Feb. 5	Boise State*	76-63	Reynolds Center
Feb. 12	Rice*	64-71/OT	Reynolds Center
Feb. 16	at Fresno State*	69-71	Fresno, Calif.
Feb. 19	Northern Arizona	79-64	Reynolds Center
Feb. 21	at Nevada*	56-70	Reno, Nev.
Feb. 25	Hawaii*	83-76	Reynolds Center
Feb. 27	San Jose State*	80-48	Reynolds Center
Mar. 3	at SMU*	74-81/OT	Dallas, Texas
Mar. 5	at Louisiana Tech*	82-91	Ruston, La.
Mar. 8	Boise State**	73-83	Reno, Nev.

^APreseason NIT
%All-College Classic
*Western Athletic Conference Games
**Western Athletic Conference Tournament



Doug Wojcik

7 seasons W-140, L-92

2005-06 Won 11, Lost 17

Nov. 19	Stephen F. Austin	72-82	Reynolds Center
Nov. 22	at Cal State-Northridge	71-77	Northridge, Calif.
Nov. 26	Texas A&M-CC	73-67	Reynolds Center
Nov. 30	#5 Oklahoma	53-62	Reynolds Center
Dec. 3	at Oral Roberts	52-68	Mabee Center
Dec. 6	at Northern Arizona	63-58	Flagstaff, Ariz.
Dec. 11	Southern Arkansas	56-51	Reynolds Center
Dec. 17	at Lamar	78-86	Beaumont, Texas
Dec. 19	Southern	60-48	Reynolds Center
Dec. 22	at Eastern Michigan	62-67	Ypsilanti, Mich.
Dec. 30	at BYU	49-68	Provo, Utah
Jan. 2	North Texas	61-67	Reynolds Center
Jan. 7	at UTRGV	70-66/OT	Edinburg, Texas
Jan. 11	at UAB*	54-84	Birmingham, Ala.
Jan. 14	Southern Miss*	72-63	Reynolds Center
Jan. 18	Marshall*	66-57	Reynolds Center
Jan. 21	at UCF*	44-45	Orlando, Fla.
Jan. 28	at East Carolina*	45-59	Greenville, NC
Feb. 1	#3 Memphis*	61-84	Reynolds Center
Feb. 4	UTEP*	62-69	Reynolds Center
Feb. 8	at SMU*	55-51	Dallas, Texas

Feb. 11	Rice*	80-73/OT	Reynolds Center
Feb. 18	at Houston*	46-73	Houston, Texas
Feb. 22	SMU*	73-56	Reynolds Center
Feb. 25	at #4 Memphis*	67-78	Memphis, Tenn.
Mar. 1	at UTEP*	45-49	El Paso, Texas
Mar. 4	Tulane*	63-59	Reynolds Center
Mar. 8	Southern Miss**	61-66	Memphis, Tenn.

*Conference USA Games
**Conference USA Tournament

2006-07 Won 20, Lost 11

Nov. 15	St. Gregory's	88-64	Reynolds Center
Nov. 18	UALR	66-60	Reynolds Center
Nov. 21	at North Texas	63-65	Denton, Texas
Nov. 25	Cal State Northridge	91-70	Reynolds Center
Nov. 28	Oral Roberts	75-57	Reynolds Center
Dec. 1	Lamar	78-64	Reynolds Center
Dec. 4	Jackson State	79-54	Reynolds Center
Dec. 10	Southern Arkansas	88-56	Reynolds Center
Dec. 16	Prairie View A&M	83-54	Reynolds Center
Dec. 21	Oklahoma	48-58	Okla. City, Okla.
Dec. 23	Eastern Michigan	66-48	Reynolds Center
Dec. 2	at Arkansas	59-68	Fayetteville, Ark.
Jan. 6	UTRGV	72-64	Reynolds Center
Jan. 10	East Carolina*	67-49	Reynolds Center
Jan. 13	UTEP*	86-79/OT	Reynolds Center
Jan. 17	at Marshall*	53-65	Huntington, WV
Jan. 20	Houston*	67-69	Reynolds Center
Jan. 24	at #11 Memphis	59-72	Memphis, Tenn.
Jan. 27	SMU*	70-66	Reynolds Center
Jan. 31	at Tulane*	79-78	New Orleans, La.
Feb. 3	at UCF*	53-63	Orlando, Fla.
Feb. 7	Marshall*	63-60	Reynolds Center
Feb. 10	at Southern Miss*	65-70	Hattiesburg, Miss.
Feb. 14	#8 Memphis*	52-69	Reynolds Center
Feb. 17	at UTEP*	66-51	El Paso, Texas
Feb. 21	UAB*	57-62	Reynolds Center
Feb. 24	UCF*	66-64/OT	Reynolds Center
Feb. 28	at SMU*	67-60	Dallas, Texas
Mar. 3	at Rice*	73-65	Houston, Texas
Mar. 7	East Carolina**	65-50	Memphis, Tenn.
Mar. 8	Tulane**	56-58	Memphis, Tenn.

*Conference USA Games
**Conference USA Tournament

2007-08 Won 25, Lost 14

Nov. 11	Hampton%	55-72	College Park, Md.
Nov. 12	North Florida%	83-66	College Park, Md.
Nov. 16	Arkansas State	75-59	Reynolds Center
Nov. 27	at Oral Roberts	70-84	Tulsa, Okla.
Dec. 1	at Little Rock	51-62	Little Rock, Ark.
Dec. 5	at Oklahoma	55-81	Norman, Okla.
Dec. 9	Central Arkansas	65-52	Reynolds Center
Dec. 15	UTRGV	90-61	Reynolds Center
Dec. 18	Charlotte	75-63	Reynolds Center
Dec. 22	SE Missouri State	89-51	Reynolds Center
Dec. 30	Mississippi Valley	71-46	Reynolds Center
Jan. 7	at Colorado	81-68	Boulder, Colo.
Jan. 12	at UCF*	91-97/3OT	Orlando, Fla.
Jan. 16	Tulane*	65-67/OT	Reynolds Center
Jan. 19	at SMU*	72-71	Dallas, Texas
Jan. 23	#1 Memphis*	41-56	Reynolds Center
Jan. 26	at UTEP*	61-65	El Paso, Texas
Jan. 30	at Marshall*	65-72/OT	Huntington, WV
Feb. 2	SMU*	72-60	Reynolds Center
Feb. 6	at Houston*	81-92	Houston, Texas
Feb. 9	Southern Miss*	78-63	Reynolds Center
Feb. 13	at East Carolina	66-61	Greenville, NC
Feb. 16	UTEP*	73-50	Reynolds Center
Feb. 20	Rice*	68-37	Reynolds Center
Feb. 23	Presbyterian	77-58	Reynolds Center
Feb. 27	at #2/3 Memphis*	67-82	Memphis, Tenn.
Mar. 1	Marshall*	89-64	Reynolds Center
Mar. 5	at UAB*	70-84	Birmingham, Ala.
Mar. 8	UCF*	71-53	Reynolds Center
Mar. 12	East Carolina**	66-49	Memphis, Tenn.
Mar. 13	UAB**	78-68/OT	Memphis, Tenn.

Mar. 14	UTEP**	64-62/OT	Memphis, Tenn.
Mar. 15	at #2/3 Memphis**	51-77	Memphis, Tenn.
Mar. 19	Miami-Ohio#	61-45	Reynolds Center
Mar. 24	Utah#	69-60	Reynolds Center
Mar. 26	Houston#	73-69	Reynolds Center
Mar. 31	Bradley#	73-68	Reynolds Center
Apr. 2	at Bradley#	74-83	Peoria, Ill.
Apr. 4	Bradley#	70-64	Reynolds Center

% O'Reilly Auto Parts CBE Classic * Conference USA Games
** C-USA Tournament # College Basketball Invitational

2008-09 Won 25, Lost 11

Nov. 15	Oral Roberts	50-43	Reynolds Center
Nov. 18	at Oklahoma State	73-91	Stillwater, Okla.
Nov. 23	Texas A&M-CC	66-43	Reynolds Center
Nov. 25	No. Carolina Central	92-52	Reynolds Center
Nov. 28	Texas A&M%	67-56	South Padre, TX
Nov. 29	Illinois%	44-48	South Padre, TX
Dec. 3	at Ohio	63-75	Athens, Ohio
Dec. 7	#6 Oklahoma	44-69	BOK Center
Dec. 10	Missouri State	70-67	Reynolds Center
Dec. 14	Presbyterian	62-48	Reynolds Center
Dec. 20	at Loyola-Marymount	79-45	Los Angeles, Calif.
Dec. 23	UT Arlington	88-79	Reynolds Center
Dec. 30	BYU	68-74	Reynolds Center
Jan. 3	NE Oklahoma State	67-44	Reynolds Center
Jan. 7	at Southern Miss*	67-58	Hattiesburg, Miss.
Jan. 10	at Charlotte	65-50	Charlotte, NC
Jan. 13	Memphis*	54-55	Reynolds Center
Jan. 17	Marshall*	69-50	Reynolds Center
Jan. 21	at Tulane*	75-76/OT	New Orleans, La.
Jan. 23	at UTEP*	78-70	El Paso, Texas
Jan. 28	UAB*	75-74	Reynolds Center
Jan. 30	SMU*	64-55	Reynolds Center
Feb. 4	at Marshall*	73-57	Huntington, WV
Feb. 7	UTEP*	76-65	Reynolds Center
Feb. 11	at #8 Memphis*	37-63	Memphis, Tenn.
Feb. 14	at UCF*	72-74	Orlando, Fla.
Feb. 21	East Carolina*	72-62	Reynolds Center
Feb. 25	Houston*	77-68	Reynolds Center
Feb. 28	at SMU*	74-64	Dallas, Texas
Mar. 4	UCF*	79-70	Reynolds Center
Mar. 7	at Rice*	60-50	Houston, Texas
Mar. 12	Rice**	73-51	Memphis, Tenn.
Mar. 13	UAB**	70-67	Memphis, Tenn.
Mar. 14	at #3 Memphis**	39-64	Memphis, Tenn.
Mar. 18	Northwestern#	68-59	Reynolds Center
Mar. 20	at Auburn#	55-74	Auburn, Ala.

%South Padre Island Classic *Conference USA Game
**Conference USA Tournament #NIT

2009-10 Won 23, Lost 12

Nov. 13	St. Mary's	72-47	Reynolds Center
Nov. 15	FIU	81-49	Reynolds Center
Nov. 17	UALR	59-45	Reynolds Center
Nov. 21	South Alabama	84-62	Reynolds Center
Nov. 24	Loyola Marymount	79-65	Reynolds Center
Nov. 28	at Missouri State	75-83	Springfield, Mo.
Dec. 2	Oklahoma State	86-65	Reynolds Center
Dec. 6	Ohio	81-80	Reynolds Center
Dec. 17	Jackson State%	92-39	Reynolds Center
Dec. 19	Chicago State%	86-49	Reynolds Center
Dec. 22	Nebraska%	70-74	Las Vegas, Nev.
Dec. 23	Nevada%	68-99	Las Vegas, Nev.
Jan. 2	Colorado	84-59	Reynolds Center
Jan. 6	Tulane*	73-59	Reynolds Center
Jan. 9	at Houston*	86-80	Houston, Texas
Jan. 13	at SMU*	63-56	Dallas, Texas
Jan. 16	UCF*	90-70	Reynolds Center
Jan. 20	at Oral Roberts	57-52	Tulsa, Okla.
Jan. 23	Rice*	62-58	Reynolds Center
Jan. 26	at #25 UAB*	55-65	Birmingham, Ala.
Jan. 30	at UCF*	55-50	Orlando, Fla.
Feb. 3	Marshall*	73-69	Reynolds Center
Feb. 6	at UTEP*	59-73	El Paso, Texas
Feb. 10	Southern Miss*	60-52	Reynolds Center
Feb. 13	Memphis*	86-93	Reynolds Center
Feb. 17	at Marshall*	58-64	Huntington, W.V.
Feb. 20	UTEP*	70-78	Reynolds Center
Feb. 25	at #5 Duke	52-70	Durham, N.C.

Feb. 27	at East Carolina*	85-73	Greenville, N.C.
Mar. 3	SMU*	58-55	Reynolds Center
Mar. 6	at Memphis*	53-75	Memphis, Tenn.
Mar. 10	Rice**	73-62	BOK Center
Mar. 11	Marshall**	80-64	BOK Center
Mar. 12	#25 UTEP**	61-75	BOK Center
Mar. 17	at Kent State#	74-75	Kent, Ohio

%Las Vegas Classic *Conference USA Game
 **Conference USA Tournament # NIT



Danny Manning
 2 seasons W-38, L-29

2012-13 Won 17, Lost 16

Nov. 11	LSU Shreveport	110-54	Reynolds Center
Nov. 15	vs. Northern Kentucky%	76-56	San Diego, Calif.
Nov. 16	at San Diego%	63-51	San Diego, Calif.
Nov. 17	vs. Cal State Northridge%	76-92	San Diego, Calif.
Nov. 21	Jackson State	86-66	Reynolds Center
Nov. 24	Stephen F. Austin	41-57	Reynolds Center
Nov. 28	at Wichita State	60-86	Wichita, Kan.
Dec. 5	Missouri State	61-42	Reynolds Center
Dec. 8	TCU	50-49	Reynolds Center
Dec. 15	at UALR	65-72	Little Rock, Ark.
Dec. 19	at #17 Creighton	54-71	Omaha, Neb.
Dec. 22	at Oral Roberts	72-68	Mabee Center
Dec. 29	vs. Florida State^	63-82	Sunrise, Fla.
Jan. 2	Buffalo	63-57	Reynolds Center
Jan. 6	at SMU*	48-47	Dallas, Texas
Jan. 9	at Marshall*	61-79	Huntington, W.Va.
Jan. 12	Rice*	64-51	Reynolds Center
Jan. 16	UTEP*	45-42	Reynolds Center
Jan. 19	at Tulane*	72-75	New Orleans, La.
Jan. 23	at Houston*	87-72	Houston, Texas
Jan. 26	Southern Miss*	59-62	Reynolds Center
Feb. 2	at Memphis*	64-94	Memphis, Tenn.
Feb. 6	UAB*	63-70	Reynolds Center
Feb. 9	at UTEP*	74-70	El Paso, Texas
Feb. 16	Houston*	101-92/3OT	Reynolds Center
Feb. 20	East Carolina*	63-72	Reynolds Center
Feb. 23	at UCF*	75-83	Orlando, Fla.
Mar. 2	Tulane*	78-66	Reynolds Center
Mar. 6	SMU*	65-71	Reynolds Center
Mar. 9	at Rice*	77-71	Houston, Texas
Mar. 14	vs. East Carolina**	79-72	BOK Center
Mar. 15	vs. #20 Memphis**	74-85	BOK Center
Mar. 20	at Wright State #	52-72	Dayton, Ohio

% NUCDF Basketball Challenge
 ^ Orange Bowl Classic
 * Conference USA Games
 ** C-USA Tournament
 # College Basketball Invitational

Mar. 13	vs. Tulane**	70-49	El Paso, Texas
Mar. 14	vs. Middle Tennessee**	76-69	El Paso, Texas
Mar. 15	vs. Louisiana Tech**	69-60	El Paso, Texas
Mar. 21	vs. #20 UCLA #	59-76	San Diego, Calif.

% Carrs/Safeway Great Alaska Shootout
 * Conference USA Games
 # C-USA Tournament
 # NCAA Tournament



Frank Haith
 8 seasons W-138, L-108

2014-15 Won 23, Lost 11

Nov. 15	at Oral Roberts	68-77	Mabee Center
Nov. 17	Louisiana-Lafayette	64-53	Reynolds Center
Nov. 19	Abilene Christian	65-39	Reynolds Center
Nov. 24	vs. Auburn%	53-35	Las Vegas, Nev.
Nov. 26	vs. Oklahoma State%	58-73	Las Vegas, Nev.
Nov. 29	at #9 Wichita State	55-75	Wichita, Kan.
Dec. 3	Creighton	77-64	Reynolds Center
Dec. 7	at UALR	78-73	Little Rock, Ark.
Dec. 10	Southeastern Okla. State	66-69	Reynolds Center
Dec. 13	#15 Oklahoma	68-87	Reynolds Center
Dec. 17	Missouri State	74-70	Reynolds Center
Dec. 22	Incarnate Word	76-47	Reynolds Center
Dec. 31	at UCF*	56-54	Orlando, Fla.
Jan. 4	Houston*	72-54	Reynolds Center
Jan. 10	at Temple*	63-56	Philadelphia, Pa.
Jan. 13	UConn*	66-58	Reynolds Center
Jan. 17	at USF*	63-72	Tampa, Fla.
Jan. 21	Memphis*	73-55	Reynolds Center
Jan. 24	at East Carolina*	66-64	Greenville, N.C.
Jan. 27	at Tulane*	62-55	New Orleans, La.
Jan. 31	USF*	78-71/OT	Reynolds Center
Feb. 5	at Houston*	57-44	Houston, Texas
Feb. 7	#23 SMU*	57-68	Reynolds Center
Feb. 12	at UConn*	45-70	Hartford, Conn.
Feb. 18	East Carolina*	69-58	Reynolds Center
Feb. 22	Temple*	55-39	Reynolds Center
Feb. 25	Tulane*	76-55	Reynolds Center
Feb. 28	at Memphis*	74-72/OT	Memphis, Tenn.
Mar. 4	Cincinnati*	47-56	Reynolds Center
Mar. 8	at #22 SMU*	62-67	Dallas, Texas
Mar. 13	vs. Houston**	59-51	Hartford, Conn.
Mar. 14	vs. UConn**	42-47	Hartford, Conn.
Mar. 17	William & Mary #	70-67	Reynolds Center
Mar. 23	Murray State #	62-83	Reynolds Center

% MGM Grand Main Event * American Athletic Conference Game
 ** American Conference Tournament # NIT

2015-16 Won 20, Lost 12

Nov. 14	Central Arkansas	98-81	Reynolds Center
Nov. 17	#9 Wichita State	77-67	Reynolds Center
Nov. 20	vs. Ohio %	90-88	St. Thomas, USVI
Nov. 22	vs. Indiana State %	67-59	St. Thomas, USVI
Nov. 23	vs. South Carolina %	75-83	St. Thomas, USVI
Nov. 28	Little Rock	60-64	Reynolds Center
Dec. 2	at Oklahoma State	66-56	Stillwater, Okla.
Dec. 5	Oral Roberts	68-70	Reynolds Center
Dec. 8	Iona	90-81	Reynolds Center
Dec. 13	at Missouri State	70-61	Springfield, Mo.
Dec. 19	vs. Oregon State ^	71-76	Portland, Ore.
Dec. 22	Northern Arizona	90-55	Reynolds Center
Dec. 29	#18 SMU*	69-81	Reynolds Center
Jan. 2	at #22 Cincinnati*	57-76	Cincinnati, Ohio
Jan. 5	East Carolina*	55-43	Reynolds Center
Jan. 10	at Tulane*	81-67	New Orleans, La.
Jan. 14	UConn*	60-51	Reynolds Center
Jan. 19	at East Carolina*	84-69	Greenville, N.C.
Jan. 24	UCF*	75-60	Reynolds Center
Jan. 27	at Houston*	66-81	Houston, Texas
Jan. 30	Tulane*	62-48	Reynolds Center
Feb. 4	at Temple*	79-83/OT	Philadelphia, Pa.
Feb. 7	Houston*	77-63	Reynolds Center

2010-11 Won 19, Lost 13

Nov. 12	Appalachian State	86-89	Reynolds Center
Nov. 16	Oral Roberts	83-68	Reynolds Center
Nov. 19	Missouri State	62-50	Reynolds Center
Nov. 25	UNLV%	71-80	Anaheim, Calif.
Nov. 26	Stanford%	65-53	Anaheim, Calif.
Nov. 28	CS Northridge%	80-63	Anaheim, Calif.
Dec. 5	at UALR	67-69	Little Rock, Ark.
Dec. 8	Oklahoma State	54-71	BOK Center
Dec. 12	Princeton	78-82/OT	Reynolds Center
Dec. 16	Weber State	81-79/OT	Reynolds Center
Dec. 21	at Wichita State	79-82	Wichita, Kan.
Dec. 23	Texas-San Antonio	92-67	Reynolds Center
Dec. 30	TCU	69-66	Reynolds Center
Jan. 5	at UTEP*	59-69	El Paso, Texas
Jan. 8	Rice*	75-64	Reynolds Center
Jan. 12	at Arizona State	59-69	Tempe, Ariz.
Jan. 15	UAB*	78-62	Reynolds Center
Jan. 19	at Houston*	57-64	Houston, Texas
Jan. 22	at Tulane*	65-61	New Orleans, La.
Jan. 26	SMU*	58-59	Reynolds Center
Jan. 29	UTEP*	69-68	Reynolds Center
Feb. 2	at Memphis*	68-65	Memphis, Tenn.
Feb. 5	Houston*	76-71/OT	Reynolds Center
Feb. 12	at UCF*	57-58	Orlando, Calif.
Feb. 16	East Carolina*	86-67	Reynolds Center
Feb. 19	at SMU*	74-66	Dallas, Texas
Feb. 23	at Marshall*	61-79	Huntington, WV
Feb. 26	Tulane*	66-59	Reynolds Center
Mar. 2	at Rice*	67-57	Houston, Texas
Mar. 5	Southern Miss*	78-70	Reynolds Center
Mar. 10	Rice**	81-72	El Paso, Texas
Mar. 11	at UTEP**	54-66	El Paso, Texas

% 76 Classic
 * Conference USA Game
 ** Conference USA Tournament

2011-12 Won 17, Lost 14

Nov. 11	UALR	65-49	Reynolds Center
Nov. 13	Southeastern La.	67-52	Reynolds Center
Nov. 17	vs. Western Kentucky%	65-49	Charleston, S.C.
Nov. 18	vs. Northwestern%	65-69	Charleston, S.C.
Nov. 20	vs. Saint Joseph's%	75-79	Charleston, S.C.
Nov. 21	at Jackson State	57-51	Jackson, Miss.
Nov. 26	at Missouri State	64-69/OT	Springfield, Mo.
Nov. 30	at Oklahoma State	56-59	Stillwater, Okla.
Dec. 3	Arizona State	64-67	Reynolds Center
Dec. 7	Wichita State	67-77	Reynolds Center
Dec. 17	UT Arlington	80-75/OT	Reynolds Center
Dec. 19	#23 Creighton	64-83	Reynolds Center
Dec. 28	Mercer	68-62	Reynolds Center
Dec. 31	at TCU	74-66	Fort Worth, Texas
Jan. 4	at Houston*	69-70	Houston, Texas
Jan. 7	SMU*	55-57	Reynolds Center
Jan. 11	UTEP*	59-48	Reynolds Center
Jan. 14	at East Carolina*	70-67	Greenville, N.C.
Jan. 18	Tulane*	60-56	Reynolds Center
Jan. 21	at Rice*	70-46	Houston, Texas
Jan. 25	UCF*	66-61	Reynolds Center
Jan. 28	at SMU*	66-60	Dallas, Texas
Feb. 4	Marshall*	79-70	Reynolds Center
Feb. 8	at UTEP*	55-64	El Paso, Texas
Feb. 11	Houston*	72-48	Reynolds Center
Feb. 15	at Southern Miss*	69-77/OT	Hattiesburg, Miss.
Feb. 18	Rice*	69-50	Reynolds Center
Feb. 25	at Tulane*	73-69	New Orleans, La.
Feb. 29	at UAB*	64-68	Birmingham, Ala.
Mar. 3	Memphis*	66-78	Reynolds Center
Mar. 8	vs. Marshall**	100-105/3OT	Memphis, Tenn.

% Charleston Classic * Conference USA Game
 ** Conference USA Tournament

2013-14 Won 21, Lost 13

Nov. 10	Oral Roberts	68-74	Reynolds Center
Nov. 16	at Missouri State	93-96	Springfield, Mo.
Nov. 20	#14 Wichita State	54-77	Reynolds Center
Nov. 23	at #23 Creighton	72-82	Omaha, Neb.
Nov. 27	vs. Indiana State%	63-62	Anchorage, Alaska
Nov. 29	vs. TCU%	65-72	Anchorage, Alaska
Nov. 30	vs. Green Bay%	59-67	Anchorage, Alaska
Dec. 4	Texas Southern	98-71	Reynolds Center
Dec. 10	UALR	78-64	Reynolds Center
Dec. 14	at Oklahoma	91-101	Norman, Okla.
Dec. 18	Grand Canyon	66-65	Reynolds Center
Dec. 21	at TCU	58-70	Fort Worth, Texas
Dec. 29	at Maryland	74-85	College Park, Md.
Jan. 4	Cal State Fullerton	73-57	Reynolds Center
Jan. 9	Tulane*	97-71	Reynolds Center
Jan. 12	Southern Miss*	75-71	Reynolds Center
Jan. 16	at Charlotte*	86-90/OT	Charlotte, N.C.
Jan. 18	at Marshall*	69-52	Huntington, W.Va.
Jan. 23	Middle Tennessee*	58-53	Reynolds Center
Jan. 25	UAB*	63-70	Reynolds Center
Feb. 1	North Texas*	94-63	Reynolds Center
Feb. 6	at Louisiana Tech*	61-66	Ruston, La.
Feb. 8	at Rice*	66-56	Houston, Texas
Feb. 13	East Carolina*	76-58	Reynolds Center
Feb. 15	Old Dominion*	76-37	Reynolds Center
Feb. 20	at Florida Atlantic*	71-52	Boca Raton, Fla.
Feb. 22	at Florida International*	77-65	Miami, Fla.
Feb. 27	at UTEP*	65-60	El Paso, Texas
Mar. 2	UTSA*	72-70/OT	Reynolds Center
Mar. 6	at North Texas*	79-68	Denton, Texas

2022-23 MEN'S BASKETBALL

Feb. 10	at #16 SMU*	82-77	Dallas, Texas
Feb. 13	at UConn*	73-75	Storrs, Conn.
Feb. 18	Cincinnati*	70-68/OT	Reynolds Center
Feb. 21	at UCF*	75-67	Orlando, Fla.
Feb. 23	Temple*	74-55	Reynolds Center
Feb. 28	at Memphis*	82-92	Memphis, Tenn.
Mar. 4	USF*	84-74	Reynolds Center
Mar. 11	vs. Memphis**	67-89	Orlando, Fla.
Mar. 16	vs. Michigan #	62-67	Dayton, Ohio
<small>% Paradise Jam ^ Far West Classic Invitational # NCAA Tournament</small>			

2016-17 Won 15, Lost 17

Nov. 11	Jacksonville State	73-84	Reynolds Center
Nov. 16	at Wichita State	53-80	Wichita, Kan.
Nov. 19	New Orleans	77-68	Reynolds Center
Nov. 22	Oregon State	75-64	Reynolds Center
Nov. 28	at Oral Roberts	79-65	Mabee Center
Dec. 3	at Little Rock	62-72	Little Rock, Ark.
Dec. 7	Illinois State	70-68	Reynolds Center
Dec. 10	Oklahoma State	67-71	Reynolds Center
Dec. 17	Texas State	74-59	Reynolds Center
Dec. 22	vs. Stephen F. Austin%	74-51	Honolulu, Hawai'i
Dec. 23	vs. San Diego State%	63-82	Honolulu, Hawai'i
Dec. 25	vs. Illinois State%	56-68	Honolulu, Hawai'i
Dec. 31	UConn*	61-59/OT	Reynolds Center
Jan. 4	at Houston*	61-64	Houston, Texas
Jan. 11	Memphis*	81-71	Reynolds Center
Jan. 14	at Temple*	70-68	Philadelphia, Pa.
Jan. 18	Tulane*	89-82	Reynolds Center
Jan. 21	at USF*	79-67	Tampa, Fla.
Jan. 25	at East Carolina*	66-69	Greenville, N.C.
Jan. 28	UCF*	77-66	Reynolds Center
Feb. 1	#14 Cincinnati*	55-57	Reynolds Center
Feb. 4	SMU*	53-76	Reynolds Center
Feb. 7	at Memphis*	44-66	Memphis, Tenn.
Feb. 11	Houston*	64-73	Reynolds Center
Feb. 14	at UCF*	53-71	Orlando, Fla.
Feb. 18	at #18 Cincinnati*	60-80	Cincinnati, Ohio
Feb. 23	USF*	82-68	Reynolds Center
Feb. 26	East Carolina*	74-66	Reynolds Center
Mar. 2	at #14 SMU*	70-93	Dallas, Texas
Mar. 5	at Tulane*	69-81	New Orleans, La.
Mar. 9	vs. Tulane**	66-60	Hartford, Conn.
Mar. 10	vs. #15 Cincinnati**	61-80	Hartford, Conn.

2017-18 Won 19, Lost 12

Nov. 10	Lamar	67-74	Reynolds Center
Nov. 13	Oral Roberts	90-71	Reynolds Center
Nov. 16	vs. Western Michigan%	81-74	Conway, S.C.
Nov. 17	vs. Iowa State%	78-80	Conway, S.C.
Nov. 19	vs. Illinois State%	68-84	Conway, S.C.
Nov. 25	Central Arkansas	92-72	Reynolds Center
Nov. 28	UTSA	100-96	Reynolds Center
Dec. 2	at Illinois State	58-65	Normal, Ill.
Dec. 9	at Kansas State\$	61-54	Wichita, Kan.
Dec. 14	Prairie View A&M	77-73	Reynolds Center
Dec. 16	Manhattan	80-66	Reynolds Center
Dec. 19	at Oklahoma State	59-71	Stillwater, Okla.
Dec. 28	ECU*	79-53	Reynolds Center
Dec. 31	at Tulane*	65-56	New Orleans, La.
Jan. 3	UConn*	90-88/2OT	Reynolds Center
Jan. 6	at Memphis*	67-76	Memphis, Tenn.
Jan. 11	at Houston*	71-104	Houston, Texas
Jan. 13	#5 Wichita State*	69-72	Reynolds Center
Jan. 17	at Temple*	58-59	Philadelphia, Pa.
Jan. 20	Memphis*	64-51	Reynolds Center
Jan. 28	at #17 Wichita State*	71-90	Wichita, Kan.
Feb. 1	SMU*	76-67	Reynolds Center
Feb. 4	at USF*	63-54	Tampa, Fla.
Feb. 8	Tulane*	91-89/OT	Reynolds Center
Feb. 15	at UConn*	73-71	Hartford, Conn.
Feb. 18	USF*	73-61	Reynolds Center
Feb. 21	UCF*	70-61	Reynolds Center
Feb. 25	at #11 Cincinnati*	74-82	Highland Heights, Ky.

Mar. 1	at ECU*	72-58	Greenville, N.C.
Mar. 4	Temple*	76-58	Reynolds Center
Mar. 9	vs. Memphis**	64-67	Orlando, Fla.

% Puerto Rico Tip-Off at Myrtle Beach
\$ Wichita Wildcat Classic
* American Athletic Conference Game
** American Conference Tournament

2018-19 Won 18, Lost 14

Nov. 6	Alcorn State	73-56	Reynolds Center
Nov. 10	South Carolina State	74-52	Reynolds Center
Nov. 16	California Baptist	82-79	Reynolds Center
Nov. 19	Little Rock	88-78	Reynolds Center
Nov. 22	vs. #6 Nevada%	86-96	Las Vegas, Nev.
Nov. 23	vs. Southern Illinois%	69-79	Las Vegas, Nev.
Nov. 27	UT Arlington	72-58	Reynolds Center
Dec. 1	at Utah	64-69	Salt Lake City, Utah
Dec. 5	Oklahoma State	74-71	Reynolds Center
Dec. 8	#16 Kansas State	47-46	Reynolds Center
Dec. 13	New Orleans	70-60	Reynolds Center
Dec. 16	vs. Dayton%	72-67	Uncasville, Conn.
Dec. 22	at Oral Roberts	69-59	Mabee Center
Jan. 2	at #19 Houston*	56-74	Houston, Texas
Jan. 5	USF*	78-75	Reynolds Center
Jan. 10	Cincinnati*	65-70/OT	Reynolds Center
Jan. 12	at SMU*	57-77	Dallas, Texas
Jan. 16	UConn*	89-83	Reynolds Center
Jan. 19	at UCF*	62-64	Orlando, Fla.
Jan. 24	at Cincinnati*	64-88	Cincinnati, Ohio
Jan. 27	#17 Houston	65-77	Reynolds Center
Jan. 30	Memphis*	95-79	Reynolds Center
Feb. 2	at Wichita State*	68-79	Wichita, Kan.
Feb. 9	Temple*	76-58	Reynolds Center
Feb. 14	at Tulane*	80-57	New Orleans, La.
Feb. 17	at ECU*	77-73/OT	Greenville, N.C.
Feb. 20	Wichita State*	60-81	Reynolds Center
Feb. 23	at Temple*	73-84	Philadelphia, Pa.
Feb. 28	Tulane*	72-64	Reynolds Center
Mar. 3	ECU*	91-78	Reynolds Center
Mar. 9	at Memphis*	63-66	Memphis, Tenn.
Mar. 14	vs. SMU**	65-74	Memphis, Tenn.

% Puerto Rico Tip-Off at Myrtle Beach
\$ Wichita Wildcat Classic
* American Athletic Conference Game
** American Conference Tournament

2019-20 Won 21, Lost 10

Nov. 5	Houston Baptist	80-72	Reynolds Center
Nov. 9	at UT Arlington	59-73	Arlington, Texas
Nov. 12	Oral Roberts	74-67	Reynolds Center
Nov. 16	Austin Peay%	72-65	Reynolds Center
Nov. 20	Southeastern La.%	73-66	Reynolds Center
Nov. 27	South Carolina State%	78-47	Reynolds Center
Nov. 30	at Vanderbilt%	67-58	Nashville, Tenn.
Dec. 4	Arkansas-Pine Bluff	72-39	Reynolds Center
Dec. 7	Arkansas State	63-66	Reynolds Center
Dec. 11	Boise State	69-56	Reynolds Center
Dec. 14	at Arkansas	79-98	Fayetteville, Ark.
Dec. 21	vs. Colorado State#	111-104/3OT	BOK Center
Dec. 29	at Kansas State	67-69	Manhattan, Kan.
Jan. 3	Temple*	70-44	Reynolds Center
Jan. 8	at Cincinnati*	44-75	Cincinnati, Ohio
Jan. 11	Houston*	63-61	Reynolds Center
Jan. 15	at ECU*	65-49	Greenville, N.C.
Jan. 18	at Tulane*	67-54	New Orleans, La.
Jan. 22	#20 Memphis*	80-40	Reynolds Center
Jan. 26	at UConn*	79-75/OT	Hartford, Conn.
Feb. 1	#23 Wichita State*	54-51	Reynolds Center
Feb. 6	UConn*	56-72	Reynolds Center
Feb. 9	at UCF*	75-83	Orlando, Fla.
Feb. 12	ECU*	70-56	Reynolds Center
Feb. 15	at USF*	56-48	Tampa, Fla.
Feb. 19	at #22 Houston*	43-76	Houston, Texas
Feb. 22	SMU*	79-57	Reynolds Center
Feb. 25	Tulane*	62-57	Reynolds Center
Feb. 29	UCF*	65-54	Reynolds Center
Mar. 4	at Temple*	61-51	Philadelphia, Pa.
Mar. 8	at Wichita State*	57-79	Wichita, Kan.
Mar. 13	AAC Conference Championship**	Cancelled	

% Vanderbilt Invitational

BOK Center Basketball Showdown (BOK Center, Tulsa, Okla.)
* American Athletic Conference Game
** Canceled due to Pandemic

2020-21 Won 11, Lost 12

Nov. 28	vs TCU^	65-70	Kansas City, Mo.
Nov. 29	vs South Carolina^	58-69	Kansas City, Mo.
Dec. 4	UT Arlington	79-64	Reynolds Center
Dec. 8	vs Arkansas++	Cancelled	Reynolds Center
Dec. 12	at Oral Roberts++	Cancelled	Tulsa, Okla.
Dec. 15	Wichita State*	65-69	Reynolds Center
Dec. 18	Northwestern State	82-55	Reynolds Center
Dec. 21	at Memphis*	56-49	Memphis, Tenn.
Dec. 23	Southwestern Christian	102-45	Reynolds Center
Dec. 29	#5 Houston*	65-64	Reynolds Center
Jan. 2	at Cincinnati*	70-66	Cincinnati, Ohio
Jan. 6	at South Florida*	61-51	Tampa, Fla.
Jan. 9	UCF*++	Cancelled	Reynolds Center
Jan. 13	at Wichita State*	53-72	Wichita, Kan.
Jan. 17	Memphis*	58-57	Reynolds Center
Jan. 20	at Houston*	59-86	Houston, Texas
Jan. 23	Tulane*++	Cancelled	Reynolds Center
Jan. 26	at Temple*	67-76	Philadelphia, Pa.
Jan. 30	at ECU*	77-68	Greenville, N.C.
Feb. 3	South Florida*++	Cancelled	Reynolds Center
Feb. 3	SMU*	63-65	Reynolds Center
Feb. 6	UCF*	58-65	Reynolds Center
Feb. 10	Tulane*	48-58	Reynolds Center
Feb. 16	Temple*	72-66	Reynolds Center
Feb. 24	Cincinnati*	69-70	Reynolds Center
Feb. 27	ECU*++	Cancelled	Reynolds Center
Mar. 2	at UCF*	69-73	Orlando, Fla.
Mar. 4	Northeastern State	107-74	Reynolds Center
Mar. 7	at SMU*++	Cancelled	Dallas, Texas
Mar. 11	vs. Tulane**	70-77	Ft. Worth, Texas.

^ Hall of Fame Classic (Kansas City, Mo.)
Mayor's Cup
* American Athletic Conference Game
** American Conference Tournament
++ Canceled due to Pandemic

2021-22 Won 11, Lost 20

Nov. 10	Northwestern State	82-75	Reynolds Center
Nov. 13	Air Force*	58-59	Reynolds Center
Nov. 15	Oregon State	64-58	Reynolds Center
Nov. 20	vs. Rhode Island%	77-71	Daytona Beach, Fla.
Nov. 21	vs. Utah%	58-72	Daytona Beach, Fla.
Nov. 26	Little Rock	77-63	Reynolds Center
Nov. 29	at Oral Roberts	80-87	Tulsa, Okla.
Dec. 3	at Boise State	58-63	Boise, Idaho
Dec. 7	LMU (CA)	55-60	Reynolds Center
Dec. 11	Southern Illinois	69-65	Reynolds Center
Dec. 16	Alcorn State	83-62	Reynolds Center
Dec. 18	Colorado State++	Cancelled	
Dec. 21	North Texas++	Cancelled	
Dec. 29	SMU*	69-74	Reynolds Center
Jan. 4	at Memphis*	64-67	Memphis, Tenn.
Jan. 12	Temple*	64-69	Reynolds Center
Jan. 15	#11 Houston*	64-66	Reynolds Center
Jan. 20	at Cincinnati*	69-90	Cincinnati, Ohio
Jan. 23	Memphis*	81-83	Reynolds Center
Jan. 26	at Tulane*	63-97	New Orleans, La.
Jan. 29	South Florida*	76-45	Reynolds Center
Feb. 1	at Wichita State*	48-58	Wichita, Kan.
Feb. 5	at Temple*	58-67	Philadelphia, Penn.
Feb. 8	East Carolina*	71-73	Reynolds Center
Feb. 12	Cincinnati*	83-77	Reynolds Center
Feb. 14	at UCF*	67-76	Orlando, Fla.
Feb. 19	at South Florida*	65-57	Tampa, Fla.
Feb. 23	at SMU*	61-75	Dallas, Texas
Feb. 26	at East Carolina*	59-64	Greenville, N.C.
Mar. 2	Wichita State*	62-72	Reynolds Center
Mar. 6	UCF*	73-72	Reynolds Center
Mar. 10	vs. Wichita State**	73-67	Ft. Worth, Texas
Mar. 11	vs. SMU**	58-83	Ft. Worth, Texas

^ Sunshine Slam (Daytona Beach, Fla.)
* American Athletic Conference Game
** American Conference Tournament
++ Canceled due to Pandemic

INTRO

PLAYERS

STAFF

REVIEW

CONFERENCE

OPPONENTS

RECORDS

HISTORY

Tulsa Men's Basketball Radio/TV Chart



ERIC KONKOL
Head Coach



DUFFY CONROY
Assistant Coach



DESMOND HAYMON
Assistant Coach



YAPHETT KING
Assistant Coach



JOSH WOLFE
Dir. of Basketball Operations



0 JESAJAH MCWRIGHT
G • 6-4 • 176 • Fr-HS
Houston, Texas



1 SAM GRIFFIN
G • 6-3 • 186 • Jr-1L
Miami, Fla.



2 KEYSHAWN EMBERY-SIMPSON
G • 6-3 • 210 • Sr-2L
Midwest City, Okla.



3 STERLING GASTON-CHAPMAN
G • 6-4 • 218 • So-1L
Wichita, Kan..




4 BRIAN "BB" KNIGHT
G • 6-6 • 189 • Fr-HS
Katy, Texas



5 PEYTON URBANCIC
G • 6-5 • 207 • Jr-2L
Naples, Fla.



10 TIM DALGER
F • 6-7 • 222 • Jr-1L
Fort Lauderdale, Fla.



11 BRANDON BETSON
G • 6-1 • 181 • Jr-TR
Hercules, Calif.



12 NIKITA KONSTANTYNOVSKYI
F • 6-10 • 232 • Jr-1L
Kyiv, Ukraine



14 ANTHONY PRITCHARD
G • 6-2 • 184 • So-1L
Tulsa, Okla..



15 CHARLES CHUKWU
C • 6-9 • 250 • Fr-HS
Katy, Texas



23 ARI SEALS
G • 6-3 • 177 • Jr-2L
Frisco, Texas



25 BRYANT SELEBANGUE
F • 6-8 • 227 • So-TR
Montreal, Quebec

NOTES



NOTES



2022-23 TULSA BASKETBALL SCHEDULE

NOVEMBER

- 7 Mon. at Oregon State Corvallis, Ore. 11:00 p.m.
- 12 Sat. **Jackson State (ESPN+)** Reynolds Center . . . 2:00 p.m.
- 17 Thu. vs. Loyola Chicago# (ESPNU) . Conway, S.C. 8:30 p.m.
- 18 Fri. vs. Boise State or Charlotte# (ESPNU) Conway, S.C. TBA
- 20 Sun. TBA# Conway, S.C. TBA
- 25 Fri. at Oklahoma State Stillwater, Okla. 7:00 p.m.

DECEMBER

- 3 Sat. **Oral Roberts (ESPN+)** Reynolds Center . . . 2:00 p.m.
- 7 Wed. **Detroit Mercy (ESPN+)** Reynolds Center . . . 7:00 p.m.
- 10 Sat. **Central Michigan (ESPN+)** . . Reynolds Center . . . 2:00 p.m.
- 16 Fri. **Mississippi Valley State (ESPN+)** Reynolds Center . . 7:00 p.m.
- 21 Wed. at Loyola Marymount Los Angeles, Calif. . . 9:00 p.m.
- 28 Wed. **Houston* (ESPN2/ESPNU)** . . . Reynolds Center . . . 8:00 p.m.

JANUARY

- 1 Sun. at SMU* (ESPN2/ESPNU) Dallas, Texas 2:00 p.m.
- 4 Wed. at Tulane* (ESPN+) New Orleans, La. 6:00 p.m.
- 10 Tue. **Temple* (ESPN+)** Reynolds Center . . . 8:00 p.m.
- 14 Sat. at Wichita State* (ESPN+) . . . Wichita, Kan. 3:00 p.m.

- 18 Wed. **SMU* (ESPN+)** Reynolds Center . . . 7:00 p.m.
- 21 Sat. **Tulane* (ESPNU)** Reynolds Center . . . 7:00 p.m.
- 24 Tue. at East Carolina* (ESPN+) . . . Greenville, N.C. 6:00 p.m.
- 29 Sun. **Memphis* (ESPN2)** Reynolds Center . . . 4:00 p.m.

FEBRUARY

- 1 Wed. at Cincinnati* (ESPN+) Cincinnati, Ohio 6:00 p.m.
- 5 Sun. **Wichita State* (ESPN+)** Reynolds Center . . . 2:00 p.m.
- 8 Wed. at Houston* (ESPN+) Houston, Texas 7:00 p.m.
- 11 Sat. at UCF* (ESPN+) Orlando, Fla. 6:00 p.m.
- 15 Wed. **South Florida* (ESPN+)** Reynolds Center . . . 7:00 p.m.
- 19 Sun. at Temple* (ESPNU) Philadelphia, Pa. 1:00 p.m.
- 21 Tue. **East Carolina* (ESPN+)** Reynolds Center . . . 7:00 p.m.
- 26 Sun. **UCF* (ESPNU)** Reynolds Center . . . 4:00 p.m.

MARCH

- 1 Wed. at South Florida* (ESPN+) . . . Tampa, Fla. 4:00 p.m.
- 9-12 at The American Championship . Fort Worth, Texas . . TBA

BOLD denotes Home games
 # Myrtle Beach Invitational (Conway, S.C.) * American Athletic Conference Game
 All Times Central And Subject To Change



#LOYALALWAYSTRUE

CHARLES
CHUKWU
FRESHMAN • CENTER

BRIAN "BB"
KNIGHT II
FRESHMAN • GUARD

BRYANT
SELEBANGUE
SOPHOMORE • FORWARD

JESAJAH
McWRIGHT
FRESHMAN • GUARD

PEYTON
URBANCIC
JUNIOR • GUARD

ARI
SEALS
JUNIOR • GUARD

BRANDON
BETSON
JUNIOR • GUARD



GOLDEN HURRICANE

TULSAHURRICANE.COM

 TulsaMBasketball

 @TUMBasketball

 TulsaMBasketball

