


TULANE BASKETBALL

GAME 23

TULANE (15-7, 8-3 AAC) at NORTH TEXAS (16-7, 8-3 AAC)

FEBRUARY 9, 2025 | 1:00 P.M. CT | DENTON, TX | THE SUPER PIT



TULANE GREEN WAVE

Head Coach: Ashley Langford

Record at Tulane: 15-7 (1st year)

Overall: 84-31 (4th year)

NCAA Net Ranking: 105


NORTH TEXAS MEAN GREEN

Head Coach: Jason Burton

Record at NT: 39-16 (2nd year)

Overall: 210-106 (11th year)

NCAA Net Ranking: 117



QUICK HITS

Tulane forward Shereese Pittman registered 25 points and eight rebounds to power a fine Green Wave road effort in a 78-67 triumph over host Rice Wednesday evening at Tudor Fieldhouse in Houston.

The victory, which was the Olive and Blue's fourth in a row, improved the team to 15-7 overall and 8-3 in the American Athletic Conference. The Owls fell to 12-11 and 5-6 in the league with the loss.

Pittman made a pair of 3-pointers and connected on nine of her 10 free throw attempts. Freshman Kendall Sneed, fresh off her fifth AAC Freshman of the Week honor, had 18 points, five assists and three steals. Kyren Whittington also contributed 14 points and Amira Mabry added 10.

The team was excellent at the charity stripe all evening, making 20 of 22 attempts.

Game-high scoring honors went to Rice's Malia Fisher, who had 32 points to go with 11 apiece by Dominique Ennis and Victoria Flores.

The Owls held a 23-22 lead after one quarter but the visitors came back and outscored the hosts 25-12 in the second period.

The deciding stretch of the game came at end of the third and beginning of the fourth quarters that saw Tulane outscore Rice 19-4, culminating with a Sneed layup with 5:50 left in the game. That forced an Owl timeout and made the score 75-54 Tulane before the home team rallied for 13 of the contest's last 16 points.

Rice led on the glass (32-23), offensive rebounds (16-4), points in the paint (42-28) and second chance points (15-5) but Tulane's ability to attack offensively and get to the free throw line won the day. The Green Wave improved on its AAC-best scoring average of 69.8 entering Wednesday's affair.

WHITTINGTON GETS TO 1500: With 10 points in the win over Wichita State, Kyren Whittington landed right on 1,500 career points. She has 1,116 at Tulane and registered 450 during her freshman season at ULM in 2021-22.

FTS AND FOULS: Tulane has made as many or more free throws than the opposition in 15 games this season and has fouled as many or fewer times than its opponents on that same number of occasions (including eight of the last nine games).

Tulane's 20 free throws made at Rice on Wednesday was the most against an AAC school since connecting on 23 in a 61-52 win over Cincinnati in the conference tournament on March 6, 2023.

KEENAN: Victoria Keenan paces the league (and is third nationally) with a 47.3 percent clip from the perimeter. She is also 18th in the country with 2.77 3-pointers per contest and 21st with 61 total triples on the year.

GETTING DEFENSIVE: Tulane leads the American Athletic Conference in field goal percentage defense (36.8), a figure that is 30th nationally. Tulane also paces the conference in 3-point percentage defense (26.9) and is 27th nationally in that statistic. The team yielded just 11 3-point attempts to Rice on Wednesday, the fewest since also surrendering that number to Wichita State (69-61 W) on February 9, 2023.

GETTING OFFENSIVE: The team has also been incredibly consistent in its offensive scoring output this season and now leads the league with 70.1 points per contest. A large part of that can be traced to its 43.4 percent clip from the field, which also leads the AAC. In its last five games, Tulane has connected on 50.6 percent from the field (137-for-271). That's up from its 37.9 percent showing (119-for-314) over its previous five. Interestingly enough, the Green Wave has taken nearly nine fewer shots per game (54.2 down from 62.8) over its last five contests as well.

AWARD WINNERS: The Green Wave has won the league's Freshman of the Week six times, five by Kendall Sneed (Nov. 25, Dec. 2, Dec. 23, Jan. 27, Feb. 3). Sadie Shores (Dec. 30) collected it the other time. Sneed's total of five is three of the league's record of eight, held by ECU's Amiya Joyner.

Tulane has earned AAC Honorable Mention Player of the Week recognition seven times. Amira Mabry leads the way there with four (Dec. 23, Dec. 30, Jan. 6, Jan. 27), Shereese Pittman twice (Nov. 18, Jan. 13) and Kyren Whittington on November 25.

GREEN WAVE POTENTIAL STARTERS

#0 Kyren WHITTINGTON
R-Senior » Guard
GP/GS.....22/21
PPG.....12.0
RPG.....3.1
APG.....3.0
SPG.....1.3

#2 Victoria KEENAN
Grad » Guard
GP/GS.....22/21
PPG.....9.9
RPG.....4.5
SPG.....1.6
3PT%.....47.3%

#9 Kendall SNEED
Freshman » Guard
GP/GS.....22/22
PPG.....10.8
RPG.....4.2
APG.....4.3
SPG.....1.7

#22 Shereese PITTMAN
Senior » Forward
GP/GS.....22/22
PPG.....13.5
RPG.....6.9
APG.....2.1
SPG.....1.2

#23 Amira MABRY
Junior » Forward
GP/GS.....22/22
PPG.....12.5
RPG.....6.1
FG%.....55.9%
FT%.....67.9%

TULANE SCHEDULE/RESULTS

15-7 (8-3 AAC)

DATE	OPPONENT	TIME
Nov. 7	vs. Nicholls	L, 63-65
Nov. 12	at Missouri	L, 52-60
Nov. 16	vs. Grambling State	W, 89-65
Nov. 20	at LSU	L, 74-85
Nov. 24	vs. Jackson State	W, 77-37
Nov. 28	at Florida	W, 83-81
Nov. 30	at NAU	L, 70-87
Dec. 10	vs. North Dakota State	W, 67-61
Dec. 15	vs. Mercer	W, 73-46
Dec. 20	vs. Alabama A&M	W, 53-46
Dec. 21	vs. ULM	W, 68-63
Dec. 29	at FAU*	W, 91-71
Jan. 1	vs. Rice*	L, 64-72
Jan. 4	at Charlotte*	W, 79-58
Jan. 8	vs. North Texas*	W, 65-62
Jan. 11	at ECU*	L, 64-75
Jan. 15	at Wichita State*	W, 66-62
Jan. 18	vs. Memphis*	L, 65-68
Jan. 22	vs. South Florida*	PPD
Jan. 25	at Temple*	W, 62-60
Jan. 29	vs. FAU*	W, 68-52
Feb. 1	vs. UAB*	W, 72-55
Feb. 5	at Rice*	W, 78-67
Feb. 9	at North Texas*	1:00 p.m.
Feb. 15	vs. Temple*	3:30 p.m.
Feb. 19	at Tulsa*	6:30 p.m.
Feb. 22	vs. Wichita State*	2:00 p.m.
Feb. 25	vs. UTSA*	6:30 p.m.
Mar. 1	at UAB*	6:00 p.m.
Mar. 8-12	American Championship+	

* American Athletic Conference game
+ American Championship (Fort Worth, Texas)
All times Central | Home games in **BOLD**

Series vs. NT

Tulane leads 6-1

Last meeting: Tulane won 65-62 in New Orleans on January 8, 2025.

TULANE MEDIA RELATIONS:

JASON CORRIHER (jcorriher@tulane.edu) and
MOLLY DONALDSON (mdonaldson@tulane.edu)

ESPNU: Angel Gray and Brooke Weisbrod

RADIO: Paul Boron (WRBH, 88.3 FM)

ONLINE:

X/Instagram: @GreenWaveWBB



2024-25 ROSTER

NUMERICAL

NO.	NAME	POS.	HT.	CL.	HOMETOWN/HIGH SCHOOL/PREVIOUS SCHOOL
0	Kyren Whittington	G	5-9	R-Sr.	Folsom, La. (Northlake Christian HS)
1	Kayla Hampton	G	5-9	Jr.	Bossier, La. (Airline HS)
2	Victoria Keenan	G	5-7	Gr.	Bethlehem, Pa. (Northampton HS)
3	Kianni Westbrook	F	6-3	Gr.	Augusta, Ga. (Burke County HS)
5	Jaylee Womack	G	5-10	R-So.	Springfield, La. (Ponchatoula HS)
7	Karma Wynn	G	5-4	Fr.	Birmingham, Al. (Pelham HS)
9	Kendall Sneed	G	5-8	Fr.	China, Tx. (Hardin-Jefferson HS)
11	Dyllan Hanna	F	6-2	Jr.	St. Augustine, Fl. (Bartram Trail HS)
12	Ana Baker	G	6-1	Fr.	Austin, Tx. (Vandegrift HS)
13	Sadie Shores	G	5-10	Fr.	Purcellville, Va. (Woodgrove HS)
22	Sherese Pittman	F	6-2	Sr.	Richmond, Va. (The Stewart School)
23	Amira Mabry	F	6-0	Jr.	Converse, Tx. (Judson HS)
24	Kierra Middleton	G	5-7	Sr.	Arlington, Tx. (Midlothian HS)
33	Lily Ba	F	6-3	So.	Overland Park, Ks. (Blue Valley West HS)

HEAD COACH: Ashley Langford, 1st year

ASSISTANT COACH: Rena Wakama, 1st year

ASSISTANT COACH: Darrick Gibbs, 1st year

ASSISTANT COACH/RECRUITING COORDINATOR: Joe Silvestri, 1st year

ASSISTANT COACH/VIDEO COORDINATOR: Shyan Mwai, 1st year

ASSISTANT COACH/DIRECTOR OF PLAYER DEVELOPMENT: Daishai Almond,
1st year

DIRECTOR OF BASKETBALL OPERATIONS: Cherise Beynon, 1st year

PRONUNCIATION GUIDE

2 Victoria Keenan	VEE KEEN-uhn
3 Kianni Westbrook	kee-AH-nee WO-mack
7 Karma Wynn	KAR-muh WIN
12 Ana Baker	ANN-uh BAKER
22 Sherese Pittman	Shuh-REES
23 Amira Mabry	Uh-MY-rah MAY-bree
24 Kierra Middleton	KEE KEE Middle-tuhn

ALPHABETICAL

NO.	NAME	POS.	HT.	CL.	HOMETOWN/HIGH SCHOOL/PREVIOUS SCHOOL
33	Ba, Lily	F	6-3	So.	Overland Park, Ks. (Blue Valley West HS)
12	Baker, Ana	G	6-1	Fr.	Folsom, La. (Northlake Christian HS)
1	Hampton, Kayla	G	5-9	Jr.	Bossier, La. (Airline HS)
11	Hanna, Dyllan	F	6-2	Jr.	St. Augustine, Fl. (Bartram Trail HS)
2	Kennan, Victoria	G	5-7	Gr.	Bethlehem, Pa. (Northampton HS)
23	Mabry, Amira	F	6-0	Jr.	Converse, Tx. (Judson HS)
24	Middleton, Kierra	G	5-7	Sr.	Arlington, Tx. (Midlothian HS)
22	Pittman, Sherese	F	6-2	Sr.	Richmond, Va. (The Stewart School)
13	Shores, Sadie	G	5-10	Fr.	Purcellville, Va. (Woodgrove HS)
9	Sneed, Kendall	G	5-8	Fr.	China, Tx. (Hardin-Jefferson HS)
3	Westbrook, Kianni	F	6-3	Gr.	Augusta, Ga. (Burke County HS)
0	Whittington, Kyren	G	5-9	R-Sr.	Folsom, La. (Northlake Christian HS)
5	Womack, Jaylee	G	5-10	R-So.	Springfield, La. (Ponchatoula HS)
7	Wynn, Karma	G	5-4	Fr.	Birmingham, Al. (Pelham HS)



STARTING LINEUPS

DATE	OPPONENT	RESULT	GUARD	GUARD	GUARD	FORWARD	FORWARD
Nov. 7	vs. Nicholls	L, 63-65	Hampton	Keenan	Sneed	Pittman	Mabry
Nov. 12	at Missouri	L, 52-60	Whittington	Keenan	Sneed	Pittman	Mabry
Nov. 16	vs. Grambling	W, 89-65	Whittington	Keenan	Sneed	Pittman	Mabry
Nov. 20	at LSU	L, 74-85	Whittington	Keenan	Sneed	Pittman	Mabry
Nov. 24	vs. Jackson State	W, 77-37	Whittington	Keenan	Sneed	Pittman	Mabry
Nov. 28	at Florida	W, 83-81	Whittington	Keenan	Sneed	Pittman	Mabry
Nov. 30	at NAU	L, 70-87	Whittington	Keenan	Sneed	Pittman	Mabry
Dec. 10	vs. North Dakota State	W, 67-61	Whittington	Keenan	Sneed	Pittman	Mabry
Dec. 15	vs. Mercer	W, 73-46	Whittington	Keenan	Sneed	Pittman	Mabry
Dec. 20	vs. Alabama A&M	W, 53-46	Whittington	Keenan	Sneed	Pittman	Mabry
Dec. 21	vs. ULM	W, 68-63	Whittington	Keenan	Sneed	Pittman	Mabry
Dec. 21	at Florida Atlantic*	W, 91-71	Whittington	Shores	Sneed	Pittman	Mabry
Jan. 1	vs. Rice*	L, 64-72	Whittington	Keenan	Sneed	Pittman	Mabry
Jan. 4	at Charlotte*	W, 79-58	Whittington	Keenan	Sneed	Pittman	Mabry
Jan. 8	vs. North Texas*	W, 65-62	Whittington	Keenan	Sneed	Pittman	Mabry
Jan. 11	at East Carolina*	L, 64-75	Whittington	Keenan	Sneed	Pittman	Mabry
Jan. 15	at Wichita State*	W, 66-62	Whittington	Keenan	Sneed	Pittman	Mabry
Jan. 18	vs. Memphis*	L, 65-68	Whittington	Keenan	Sneed	Pittman	Mabry
Jan. 22	vs. South Florida*	PPD					
Jan. 25	at Temple*	W, 62-60	Whittington	Keenan	Sneed	Pittman	Mabry
Jan. 29	vs. Florida Atlantic*	W, 68-52	Whittington	Keenan	Sneed	Pittman	Mabry
Feb. 1	vs. UAB*	W, 72-55	Whittington	Keenan	Sneed	Pittman	Mabry
Feb. 5	at Rice*	W, 78-67	Whittington	Keenan	Sneed	Pittman	Mabry
Feb. 9	at North Texas*						
Feb. 15	vs. Temple*						
Feb. 19	at Tulsa*						
Feb. 22	vs. Wichita*						
Feb. 25	vs. UTSA*						
Mar. 1	at UAB*						

DOUBLES BY THE NUMBERS

2024-25.....Double-Doubles

4.....	Sherese Pittman
3.....	Amira Mabry
2.....	Kendall Sneed
1.....	Kyren Whittington

2024-25.....Double-Figure Scoring

17.....	Sherese Pittman
14.....	Amira Mabry
13.....	Kyren Whittington
11.....	Kendall Sneed
9.....	Victoria Keenan
2.....	Sadie Shores
1.....	Dyllan Hanna

2024-25.....Double-Digit Rebounds

4.....	Sherese Pittman
3.....	Amira Mabry
2.....	Dyllan Hanna
1.....	Kendall Sneed
1.....	Kyren Whittington
1.....	Victoria Keenan

2024-25.....Double-Digit Assists

1.....	Kendall Sneed
--------	---------------



ASHLEY LANGFORD

HEAD COACH

1st Season (4th Overall) | Tulane, 2009

Ben Weiner Director of Athletics Chair David Harris named Tulane alum Ashley Langford ('09) head coach of the Tulane Women's Basketball program on April 2., 2024.

Langford is the Green Wave's seventh head coach and the first African American to lead the program.

"As a former member of the Green Wave's women's basketball program, Ashley understands the importance of success on and off the court," said Tulane President Michael A. Fitts. "Her commitment to both athletics and academics were central to her selection as our new head coach. We couldn't be more delighted to welcome her back to campus."

Before her coaching career began, Langford was a standout point guard for the Green Wave from 2005-09. She remains Tulane's career leader in assists (722), assists per game (6.0) and minutes per game (34.4) and ranks in the top 10 in ten of the program's career statistical categories.

"I want to thank President Fitts and David Harris for offering me the opportunity to come home," Langford said. "Tulane has always held a special place in my heart and I'm excited to give back to the University that helped shape me. My experience at Tulane ignited a passion for basketball that has carried me to this moment."

"Taking over for Coach (Lisa) Stockton, MY coach, is surreal. It brings me full circle. To all the Tulanians, I plan to make you proud. Now, let's get to work."

Langford was Conference USA's Scholar-Athlete of the Year as a senior in addition to being a three-time All-Conference selection. She was also a member of C-USA's All-Freshman Team in 2006, earning Freshman All-America honors by the Women's Basketball News Service. She scored 1,047 points during her collegiate career and was inducted into the school's athletics Hall of Fame in 2018.

"We are very excited that Ashley has returned to Tulane University to lead our women's basketball program," said Harris. "She was at the top of a very talented list of coaches that we were interested in talking to from the very beginning. Her familiarity with what it takes to be successful here, and the success she has enjoyed as a student-athlete, assistant coach and head coach, is confirmation that she is the right choice. I look forward to working with her for many years to come as we seek to build a championship caliber program. Please join us in welcoming Ashley back to Uptown!"

Langford returns to Uptown from Stony Brook University where she led the Seawolves to an impressive 69-24 record over three seasons, including a 36-6 home mark. Her winning percentage (.741) was the highest in the program's history. During the 2023-24 season, Stony Brook went 28-5 and advanced to the second round of the Women's Basketball Invitation Tournament after capturing the Coastal Athletic Association regular season title with a 16-2 record. At season's end, Langford was bestowed the conference's Coach of the Year honor, receiving that acclaim alongside Gigi Gonzalez, who was named the league's Player of the year. The duo became the first Seawolves to collect the league's major awards.

Earlier during the 2024 season, Langford became the fastest coach in program history to reach 50 wins and was one of 10 coaches in the nation to be selected for the mid-season

watch list for the 2024 Kathy Delaney-Smith Mid-Major Coach of the Year Award.

In March 2024, Langford was also selected for the annual Advancement of Black in Sports (ABIS) Basketball Coaches Watch List for the third time in her career. ABIS showcases the standout Black men's and women's head, associate and assistant coaches across the NCAA. This year's roster includes 29 head coaches and 49 promising associate and assistant coaches hailing from mid-level and major NCAA basketball programs.

Last summer, she was also invited to the inaugural Women's Coaching Development Seminar hosted by the WNBA, NBA and G League.

This season's postseason appearance was Stony Brook's second in the last three seasons as Langford also guided the program to an at-large berth in the WNIT during her first season on campus, following a 23-6 season with 14-4 mark in league play. Those 23 victories were the most by a first-year head coach in program history.

Under coach Langford, the Seawolves maintained a 3.14 GPA or better over her (three) seasons and the team earned WBCA Academic Top 25 Special Mention following the 2021-22 season.

Over the course of her coaching career, she has coached two WNBA Draft picks, 11 players playing professionally overseas, one Olympian, and four players competing for the Puerto Rican National Team. She has also recruited and coached 22 All-Conference selections, two Players of the Year, two Rookies of the Year, one two-time Defensive Player of the Year.

Before Stony Brook, Langford spent four seasons at James Madison. Prior to the 2020-21 season at JMU, Langford was elevated from assistant coach to associate head coach. While at JMU, Langford helped lead a team that produced a 91-31 overall and 58-11 conference record as well as three CAA regular season titles.

She also has served as an assistant coach at Old Dominion, Navy, Bucknell, and Denver.

Langford earned a bachelor's degree in management and marketing from Tulane in 2009 and an MBA from Auburn in 2011.



THE LANGFORD FILE...

Personal

Age: 37 (March 13, 1987)

Hometown: Harrisburg, Pennsylvania

Education

Bachelor's: Tulane, 2009

Master's: Auburn, 2011

Playing Experience

College: Tulane (2005-09)

Tulane Hall of Famer

3x CUSA All-Conference

All-American

Tulane's Career Assist Leader

1,000 Point Club at Tulane

Year-by-Year Head-Coaching Record

Year	Team	Rec.	Conf. Rec.
2021-22	<i>Stony Brook</i>	23-6	14-4
2022-23	<i>Stony Brook</i>	18-3	11-7
2023-24	<i>Stony Brook</i>	28-5	16-2
2024-25	<i>Tulane</i>	15-7	8-3

Total	Stony Brook	69-24	41-13
--------------	--------------------	--------------	--------------

Total	Tulane	15-7	8-3
--------------	---------------	-------------	------------

	Overall	84-31	49-16
--	----------------	--------------	--------------

2024 CAA Coach of the Year

4 CAA Regular Season Championships

22 All-Conference Players

2 Rookies of the Year

2 Defensive Players of the Year

2 Players of the Year

2 WNBA Draft Choices

1 Olympian





TELEVISION/RADIO SPOT CHART



#0 KYREN WHITTINGTON
R-SR. // G // 5-9
Folsom, Louisiana



#1 KAYLA HAMPTON
JR. // G // 5-9
Bossier, Illinois



#2 VICTORIA KEENAN
GR. // G // 5-7
Bethlehem, Pennsylvania



#3 KIANNI WESTBROOK
GR. // F // 6-3
Augusta, Georgia



#5 JAYLEE WOMACK
R-SO. // G // 5-10
Springfield, Louisiana



#7 KARMA WYNN
FR. // G // 5-4
Birmingham, Alabama



#9 KENDALL SNEED
FR. // G // 5-8
China, Texas



#11 DYLLAN HANNA
JR. // F // 6-2
St. Augustine, Florida



#12 ANA BAKER
FR. // G // 6-1
Austin, Texas



#13 SADE SHORES
FR. // F // 5-10
Purcellville, Virginia



#22 SHERESE PITTMAN
SR. // F // 6-2
Richmond, Virginia



#23 AMIRA MABRY
JR. // F // 6-0
Converse, Texas



#24 KIERRA MIDDLETON
SR. // G // 5-7
Arlington, Texas



#33 LILY BA
SO. // F // 6-3
Overland Park, Kansas



ASHLEY LANGFORD
Head Coach




DARRICK GIBBS
Assistant Coach



JOE SILVESTRI
Assistant Coach



RENA WAKAMA
Assistant Coach



SHYAN MWAI
Assistant Coach



DAISHAI ALMOND
Assistant Coach

LAST TIME

Tulane scored 100 points or more.....	Dec. 7, 2022 at Troy (Tulane 103, Troy 100 [20T])
Tulane scored 90 points or more.....	Dec. 29, 2024 at Florida Atlantic (Tulane 91, FAU 71)
Tulane scored 50 points or fewer.....	Jan. 28, 2024 vs. Temple (Temple 68, Tulane 50)
Tulane scored 40 points or fewer.....	Jan. 29, 2023 at Houston (Houston 82, Tulane 36)
Tulane gave up 100 points or more.....	Dec. 7, 2022 at Troy (Tulane 103, Troy 100 [20T])
Tulane gave up 90 points or more.....	Feb. 7, 2024 vs. Tulane (UAB 94, Tulane 77)
Tulane gave up 30 points or fewer.....	Dec. 28, 2022 vs. Tougaloo College (Tulane 81, Tougaloo College 30)
Tulane gave up 40 points or fewer.....	Nov. 24, 2024 vs. Jackson State (Tulane 77, Jackson State 37)
Tulane won by 40+ points.....	Nov. 24, 2024 vs. Jackson State (Tulane 77, Jackson State 37)
Tulane won by 50+ points.....	Dec. 28, 2022 vs. Tougaloo College (Tulane 81, Tougaloo College 30)
Tulane won an overtime game.....	Dec. 7, 2022 at Troy (Tulane 103, Troy 100 [20T])
Tulane lost an overtime game.....	Feb. 10, 2024 at Memphis (Memphis 80, Tulane 79 [OT])
Tulane lost a triple overtime game.....	March 10, 2024 vs. Temple (Temple 76, Tulane 72 [3OT])
Tulane made 10 or more 3-pointers.....	Dec. 29, 2024, 13 at FAU (Tulane 91, FAU 71)
A Tulane opponent made 10 or more 3-pointers.....	Jan. 18, 2025, 10 vs. Memphis (Memphis 68, Tulane 65)
A Tulane player scored 30+ points.....	March 10, 2024, Kyren Whittington, 31, vs. Temple (Temple 76, Tulane 72 [3OT])
A Tulane player scored 40+ points.....	Jan. 3, 1990, Carmen Jones, 43, vs. Alabama (Alabama 71, Tulane 63)
An opposing player scored 30+ points.....	Jan. 6, 2024, Romi Levy, 32, vs. South Florida (USF 70, Tulane 63)
A Tulane player had a triple-double.....	Dec. 8, 2021 vs. Troy, Moon Ursin 18 p, 13 r, 10 a (Tulane 91, Troy 84)
An opposing player had a triple-double.....	Feb. 14, 2008, Valeriya Berezhyńska, Rice, 14 p, 12 r, 10 a (Rice 78, Tulane 73)
No Green Wave scored double figures.....	Jan. 29, 2023 at Houston (Houston 82, Tulane 36)
No opposing player scored double figures.....	Dec. 20, 2024 vs. Alabama A&M (Tulane 53, Alabama A&M 46)
Two Green Wave players had a double-double in the same game.....	Feb. 12, 2023 at Tulsa, Marta Galic 17 p, 10 r, Irina Parau 10 p, 11 r (Tulane 69, Tulsa 67)
A Green Wave player had 15+ rebounds.....	Feb. 23, 2022, Krystal Freeman, 15 vs. SMU (Tulane 67, SMU 58)
A Green Wave player had 20+ rebounds.....	Jan. 5, 2019, Krystal Freeman, 20 vs. ECU (Tulane 68, ECU 57)
A Green Wave player had 25+ rebounds.....	Never
An opposing player had 15+ rebounds.....	Dec. 21, 2024, Sakyia White, ULM, 16 vs. Tulane (Tulane 68, ULM 63)
An opposing player had 20+ rebounds.....	Feb. 9, 2016, Alisia Jenkins, South Florida, 20 vs. Tulane (#22/20 USF 77, Tulane 65)
An opposing player had 25+ rebounds.....	Never
A Green Wave player had 5+ blocks.....	Jan. 29, 2025, Kendall Sneed, 5 vs. Florida Atlantic (Tulane 68, FAU 52)
A Green Wave player had 5+ steals.....	Feb. 1, 2025, Sherese Pittman, 5 vs. UAB (Tulane 72, UAB 55)
A Green Wave player had 10+ assists.....	Nov. 28, 2024, Kendall Sneed, 11 vs. Florida (Tulane 83, Florida 81)
A Green Wave player had 15+ assists.....	Nov. 12, 2016, Leslie Vorpahl, 15 vs. Grambling (Tulane 79, Grambling 56)
A Green Wave opponent had 10+ assists.....	Feb. 7, 2024, Denim Deshields, UAB, 12 vs. Tulane (UAB 94, Tulane 77)
A Green Wave opponent had 15+ assists.....	Dec. 20, 2023 Jaiyah Harris-Smith, 15 Little Rock, 15 vs. Tulane (Tulane 66, Little Rock 57)
A Green Wave player made 5+ 3-pointers.....	Jan. 29, 2025, Victoria Keenan, 5 vs. Florida Atlantic (Tulane 68, Florida Atlantic 52)
A Green Wave player made 8+ 3-pointers.....	Jan. 13, 2024, Hannah Pratt, 8 vs. ECU (Tulane 81, ECU 55)
A Green Wave player made 10+ 3-pointers.....	Never
An opposing player made 5+ threes.....	Jan. 25, 2025, Tarriyonna Gary, Temple, 5 vs. Tulane (Tulane 62, Temple 60)
An opposing player made 8+ threes.....	Feb. 7, 2024, Maddie Walsh, UAB, 8 vs. Tulane (UAB 94, Tulane 77)
Tulane shot 60 pct. FG or better.....	Dec. 29, 2024, .613 (38-62) vs. FAU (Tulane 91, FAU 71)
Tulane shot 30 pct. FG or lower.....	Jan. 29, 2023, .283 (15-53) at Houston (Houston 82, Tulane 36)
An opponent shot 60 pct. FG or better.....	Feb. 21, 2018, .667 (36-54) vs. UConn (UConn 91, Tulane 47)
An opponent shot 30 pct. FG or lower.....	Dec. 20, 2024, .217 (15-69) vs. Alabama A&M (Tulane 53, Alabama A&M 46)
An opponent shot 25 pct. FG or lower.....	Dec. 20, 2024, .217 (15-69) vs. Alabama A&M (Tulane 53, Alabama A&M 46)
An opponent shot 20 pct. FG or lower.....	Dec. 28, 2022, .156 (10-64) vs. Tougaloo College (Tulane 81, Tougaloo College 30)
Tulane forced 30 or more turnovers.....	Nov. 16, 2014, 31, vs. Grambling (Tulane 89, Grambling 65)
Tulane committed 30 or more turnovers.....	Feb. 29, 2020, 34 at ECU (ECU 53, Tulane 50)
Tulane had 20 or more steals.....	Nov. 14, 2014, 21 vs. Mississippi Valley State (Tulane 87, MVSU 47)
A Tulane opponent had 20 or more steals.....	Jan. 22, 2017, 20 at UConn (No. 1 UConn 100, Tulane 56)
Tulane blocked 10 or more shots.....	Dec. 6, 2023, 10 vs. UNO (Tulane 90, UNO 63)
A Tulane opponent blocked 10 or more shots.....	Jan. 11, 2025, 10 at ECU (ECU 75, Tulane 64)
Tulane won 5+ games in a row.....	Dec. 10, 2024-Dec. 29, 2024, 5-game streak
Tulane won 10+ games in a row.....	Jan. 12, 2007-Feb. 15, 2007, 10-game streak
Tulane lost 5+ games in a row.....	Feb. 7, 2024 - Feb. 24, 2024, 8-game streak
Tulane lost 7+ games in a row.....	Feb. 7, 2024-March 2, 2024, 8-game streak
Tulane lost 10+ games in a row.....	Jan. 5, 1991-Feb. 2, 1991, 11-game streak
Tulane lost 12+ games in a row.....	Jan. 3, 1990-Feb. 24, 1990, 12-game streak
Tulane won 5+ in a row at home.....	Nov. 16-Dec 21, 2024, 5-game streak
Tulane won 8+ in a row at home.....	Jan. 19-March 17, 2022, 8-game streak
Tulane won 10+ in a row at home.....	Feb. 14 - Dec. 28, 2016, 11-game streak
Tulane won 15+ in a row at home.....	Dec. 27, 1997-Jan. 14, 1999, 17-game streak
Tulane lost 5+ in a row at home.....	Jan. 27-Feb. 22, 1990, 5-game streak
Tulane lost 10+ in a row at home.....	Never
Tulane lost 5+ in a row away from home.....	Nov. 24, 2023-Jan. 24, 2024, 7-game streak
Tulane lost 10+ in a row away from home.....	Nov. 25, 1996-Jan. 26, 1997, 10-game streak



2024-25 Tulane Women's Basketball
Season/Career Statistics
All games

Page 1/1
as of Feb 08, 2025

Summary

Player	Season Statistics										Career Statistics									
	GP-GS	MIN/G	FG%	3FG%	FT%	R/G	A/G	STL	BLK	PTS/G	GP-GS	MIN/G	FG%	3FG%	FT%	R/G	A/G	STL	BLK	PTS/G
BA, Lily	12-0	4.9	.556	.000	.333	0.3	0.1	0	3	0.9	28-0	3.9	.316	.167	.400	0.4	0.0	1	4	0.5
HAMPTON, Kayla	20-1	6.7	.325	.261	.700	1.1	0.4	5	1	2.0	42-1	5.2	.344	.273	.714	0.9	0.3	9	2	1.5
HANNA, Dyllan	19-0	22.1	.651	.000	.222	6.4	0.9	15	30	4.6	75-23	19.3	.628	.000	.299	4.7	0.4	32	58	4.1
KEENAN, Victoria	22-21	33.4	.468	.473	.550	4.5	1.4	35	1	9.9	96-25	18.9	.431	.431	.618	2.5	0.8	92	4	6.5
MABRY, Amira	22-22	26.4	.559	.283	.679	6.1	0.6	17	7	12.5	79-42	22.8	.552	.304	.708	4.9	0.5	41	22	9.1
MIDDLETON, Kierra	9-0	8.7	.118	.143	.500	1.1	0.3	0	0	0.8	46-3	10.6	.335	.270	.630	1.7	0.5	19	1	3.4
PITTMAN, Sherese	22-22	31.3	.394	.186	.750	6.9	2.1	26	16	13.5	94-81	27.0	.442	.215	.762	6.6	1.5	87	75	11.4
SHORES, Sadie	22-1	22.9	.308	.317	.548	3.2	1.7	10	7	4.6	22-1	22.9	.308	.317	.548	3.2	1.7	10	7	4.6
SNEED, Kendall	22-22	27.9	.421	.188	.691	4.2	4.3	37	13	10.8	22-22	27.9	.421	.188	.691	4.2	4.3	37	13	10.8
WESTBROOK, Kianni	8-0	3.0	.000	.000	.750	1.0	0.1	0	0	0.4	75-33	14.3	.497	.167	.652	3.7	0.3	45	48	4.6
WHITTINGTON, Kyren	22-21	25.0	.419	.326	.660	3.1	3.0	29	8	12.0	116-99	26.5	.444	.327	.750	3.3	2.0	188	30	13.5
WOMACK, Jaylee	6-0	3.1	.000	.000	.500	0.0	0.3	1	0	0.2	26-0	5.4	.333	.263	.750	0.3	0.2	4	2	1.4

Scoring

Player	Season Statistics									Career Statistics								
	FG-FGA	FG%	3FG-3FGA	3FG%	FT-FTA	FT%	PTS	PTS/G		FG-FGA	FG%	3FG-3FGA	3FG%	FT-FTA	FT%	PTS	PTS/G	
BA, Lily	5-9	.556	0-0	.000	1-3	.333	11	0.9		6-19	.316	1-6	.167	2-5	.400	15	0.5	
HAMPTON, Kayla	13-40	.325	6-23	.261	7-10	.700	39	2.0		22-64	.344	9-33	.273	10-14	.714	63	1.5	
HANNA, Dyllan	41-63	.651	0-0	.000	6-27	.222	88	4.6		135-215	.628	0-0	.000	41-137	.299	311	4.1	
KEENAN, Victoria	73-156	.468	61-129	.473	11-20	.550	218	9.9		211-490	.431	177-411	.431	21-34	.618	620	6.5	
MABRY, Amira	113-202	.559	13-46	.283	36-53	.679	275	12.5		287-520	.552	34-112	.304	114-161	.708	722	9.1	
MIDDLETON, Kierra	2-17	.118	1-7	.143	2-4	.500	7	0.8		57-170	.335	24-89	.270	17-27	.630	155	3.4	
PITTMAN, Sherese	110-279	.394	8-43	.186	69-92	.750	297	13.5		392-886	.442	29-135	.215	263-345	.762	1076	11.4	
SHORES, Sadie	36-117	.308	13-41	.317	17-31	.548	102	4.6		36-117	.308	13-41	.317	17-31	.548	102	4.6	
SNEED, Kendall	82-195	.421	6-32	.188	67-97	.691	237	10.8		82-195	.421	6-32	.188	67-97	.691	237	10.8	
WESTBROOK, Kianni	0-4	.000	0-2	.000	3-4	.750	3	0.4		149-300	.497	1-6	.167	45-69	.652	344	4.6	
WHITTINGTON, Kyren	103-246	.419	28-86	.326	31-47	.660	265	12.0		580-1307	.444	127-388	.327	279-372	.750	1566	13.5	
WOMACK, Jaylee	0-4	.000	0-2	.000	1-2	.500	1	0.2		14-42	.333	5-19	.263	3-4	.750	36	1.4	

Totals

Player	Season Statistics									Career Statistics								
	O-REB	D-REB	TOTAL	PF	FO	A	TO	A/TO		O-REB	D-REB	TOTAL	PF	FO	A	TO	A/TO	
BA, Lily	0	4	4	12	0	1	4	0.3		1	10	11	23	0	1	11	0.1	
HAMPTON, Kayla	7	15	22	16	0	7	15	0.5		12	24	36	25	0	13	29	0.4	
HANNA, Dyllan	38	84	122	45	1	17	21	0.8		147	206	353	166	5	32	81	0.4	
KEENAN, Victoria	19	80	99	24	0	30	38	0.8		45	193	238	81	0	75	97	0.8	
MABRY, Amira	46	88	134	45	0	14	41	0.3		124	265	389	117	0	41	104	0.4	
MIDDLETON, Kierra	4	6	10	4	0	3	5	0.6		31	47	78	36	0	22	35	0.6	
PITTMAN, Sherese	41	111	152	51	1	46	57	0.8		212	412	624	185	5	143	166	0.9	
SHORES, Sadie	18	52	70	43	1	37	50	0.7		18	52	70	43	1	37	50	0.7	
SNEED, Kendall	7	86	93	51	2	94	96	1.0		7	86	93	51	2	94	96	1.0	
WESTBROOK, Kianni	2	6	8	1	0	1	4	0.3		105	172	277	125	1	25	95	0.3	
WHITTINGTON, Kyren	19	49	68	42	0	66	56	1.2		132	245	377	240	2	230	319	0.7	
WOMACK, Jaylee	0	0	0	1	0	2	0	0.0		5	3	8	9	0	6	13	0.5	



2024-25 Tulane Women's Basketball
Team Overall Conference
All games

Page 1/1
as of Feb 08, 2025

Summary

Player	Overall Statistics										Conference Statistics									
	GP-GS	MIN/G	FG%	3FG%	FT%	R/G	A/G	STL	BLK	PTS/G	GP-GS	MIN/G	FG%	3FG%	FT%	R/G	A/G	STL	BLK	PTS/G
PITTMAN, Sherese	22-22	31.3	.394	.186	.750	6.9	2.1	26	16	13.5	11-11	32.9	.424	.190	.872	6.9	2.5	10	5	14.2
MABRY, Amira	22-22	26.4	.559	.283	.679	6.1	0.6	17	7	12.5	11-11	27.2	.585	.296	.762	6.9	0.6	11	4	14.7
WHITTINGTON, Kyren	22-21	25.0	.419	.326	.660	3.1	3.0	29	8	12.0	11-11	27.5	.449	.357	.680	2.5	3.3	17	3	11.6
SNEED, Kendall	22-22	27.9	.421	.188	.691	4.2	4.3	37	13	10.8	11-11	27.9	.381	.250	.644	3.5	4.2	19	9	10.3
KEENAN, Victoria	22-21	33.4	.468	.473	.550	4.5	1.4	35	1	9.9	11-10	33.6	.466	.443	.250	4.5	1.4	18	1	8.7
SHORES, Sadie	22-1	22.9	.308	.317	.548	3.2	1.7	10	7	4.6	11-1	25.0	.344	.333	.565	2.9	1.5	6	3	5.6
HANNA, Dyllan	19-0	22.1	.651	.000	.222	6.4	0.9	15	30	4.6	9-0	20.6	.708	.000	.300	5.7	1.1	9	13	4.1
HAMPTON, Kayla	20-1	6.7	.325	.261	.700	1.1	0.4	5	1	2.0	11-0	5.5	.250	.300	.750	1.0	0.4	1	0	1.3
BA, Lily	12-0	4.9	.556	.000	.333	0.3	0.1	0	3	0.9	5-0	5.7	.500	.000	.000	0.4	0.2	0	1	0.8
MIDDLETON, Kierra	9-0	8.7	.118	.143	.500	1.1	0.3	0	0	0.8	2-0	1.2	.000	.000	.000	0.0	0.0	0	0	0.0
WESTBROOK, Kianni	8-0	3.0	.000	.000	.750	1.0	0.1	0	0	0.4	3-0	1.6	.000	.000	1.000	0.0	0.0	0	0	0.7
WOMACK, Jaylee	6-0	3.1	.000	.000	.500	0.0	0.3	1	0	0.2	3-0	1.1	.000	.000	.000	0.0	0.0	0	0	0.0
Totals	22		.434	.331	.644	39.9	14.5	175	86	70.1	11		.454	.343	.682	37.5	14.8	91	39	70.4
Opponent	22		.368	.269	.681	38.7	13.6	199	89	63.5	11		.373	.285	.684	37.3	14.2	93	39	63.8

Scoring

Player	Overall Statistics								Conference Statistics							
	FG-FGA	FG%	3FG-3FGA	3FG%	FT-FTA	FT%	PTS	PTS/G	FG-FGA	FG%	3FG-3FGA	3FG%	FT-FTA	FT%	PTS	PTS/G
PITTMAN, Sherese	110-279	.394	8-43	.186	69-92	.750	297	13.5	59-139	.424	4-21	.190	34-39	.872	156	14.2
MABRY, Amira	113-202	.559	13-46	.283	36-53	.679	275	12.5	69-118	.585	8-27	.296	16-21	.762	162	14.7
WHITTINGTON, Kyren	103-246	.419	28-86	.326	31-47	.660	265	12.0	48-107	.449	15-42	.357	17-25	.680	128	11.6
SNEED, Kendall	82-195	.421	6-32	.188	67-97	.691	237	10.8	40-105	.381	4-16	.250	29-45	.644	113	10.3
KEENAN, Victoria	73-156	.468	61-129	.473	11-20	.550	218	9.9	34-73	.466	27-61	.443	1-4	.250	96	8.7
SHORES, Sadie	36-117	.308	13-41	.317	17-31	.548	102	4.6	21-61	.344	7-21	.333	13-23	.565	62	5.6
HANNA, Dyllan	41-63	.651	0-0	.000	6-27	.222	88	4.6	17-24	.708	0-0	.000	3-10	.300	37	4.1
HAMPTON, Kayla	13-40	.325	6-23	.261	7-10	.700	39	2.0	4-16	.250	3-10	.300	3-4	.750	14	1.3
BA, Lily	5-9	.556	0-0	.000	1-3	.333	11	0.9	2-4	.500	0-0	.000	0-0	.000	4	0.8
MIDDLETON, Kierra	2-17	.118	1-7	.143	2-4	.500	7	0.8	0-0	.000	0-0	.000	0-0	.000	0	0.0
WESTBROOK, Kianni	0-4	.000	0-2	.000	3-4	.750	3	0.4	0-0	.000	0-0	.000	2-2	1.000	2	0.7
WOMACK, Jaylee	0-4	.000	0-2	.000	1-2	.500	1	0.2	0-0	.000	0-0	.000	0-0	.000	0	0.0
Totals	578-1332	.434	136-411	.331	251-390	.644	1543	70.1	294-647	.454	68-198	.343	118-173	.682	774	70.4
Opponent	526-1429	.368	124-461	.269	222-326	.681	1398	63.5	262-702	.373	70-246	.285	108-158	.684	702	63.8

Totals

Player	Overall Statistics										Conference Statistics									
	O-REB	D-REB	TOTAL	PF	FO	A	TO	A/TO	HI	PTS	O-REB	D-REB	TOTAL	PF	FO	A	TO	A/TO	HI	PTS
PITTMAN, Sherese	41	111	152	51	1	46	57	0.8	25		17	59	76	25	0	28	30	0.9		25
MABRY, Amira	46	88	134	45	0	14	41	0.3	26		25	51	76	21	0	7	20	0.4		26
WHITTINGTON, Kyren	19	49	68	42	0	66	56	1.2	28		4	24	28	20	0	36	32	1.1		28
SNEED, Kendall	7	86	93	51	2	94	96	1.0	22		3	36	39	27	1	46	43	1.1		18
KEENAN, Victoria	19	80	99	24	0	30	38	0.8	21		10	40	50	9	0	15	20	0.8		20
SHORES, Sadie	18	52	70	43	1	37	50	0.7	16		10	22	32	20	1	16	18	0.9		16
HANNA, Dyllan	38	84	122	45	1	17	21	0.8	10		10	41	51	21	1	10	7	1.4		9
HAMPTON, Kayla	7	15	22	16	0	7	15	0.5	7		4	7	11	7	0	4	6	0.7		5
BA, Lily	0	4	4	12	0	1	4	0.3	7		0	2	2	9	0	1	3	0.3		4
MIDDLETON, Kierra	4	6	10	4	0	3	5	0.6	4		0	0	0	0	0	0	0	0.0		0
WESTBROOK, Kianni	2	6	8	1	0	1	4	0.3	2		0	0	0	0	0	0	1	0.0		2
WOMACK, Jaylee	0	0	0	1	0	2	0	2.0	1		0	0	0	0	0	0	0	0.0		0
Totals	254	624	878	335	5	318	401	0.8	91		111	302	413	159	3	163	189	0.9		91
Opponent	302	549	851	364	4	300	371	0.8	87		151	259	410	168	2	156	176	0.9		75



2024-25 Tulane Women's Basketball
Individual Game-by-Game
All games

Page 1/12
as of Feb 08, 2025

#0 WHITTINGTON, Kyren

Opponent	Date	GS	MIN	Total		3-Pointers		Free throws		Rebounds				PF	A	TO	BLK	STL	PTS	AVG
				FG-FGA	PCT	3FG-3FGA	PCT	FT-FTA	PCT	OFF	DEF	TOT	AVG							
Nicholls	11/07/2024		21:33	5-12	.417	1-4	.250	0-2	.000	2	0	2	2.0	4	1	1	0	0	11	11.0
at Missouri	11/12/2024	*	18:48	2-9	.222	2-4	.500	0-0	.000	0	0	0	1.0	1	3	6	0	2	6	8.5
Grambling	11/16/2024	*	19:37	6-12	.500	1-3	.333	0-0	.000	2	3	5	2.3	3	7	1	1	1	13	10.0
at LSU	11/20/2024	*	29:33	8-17	.471	1-6	.167	7-8	.875	1	5	6	3.3	3	2	2	0	1	24	13.5
Jackson St.	11/24/2024	*	26:08	10-15	.667	2-5	.400	0-0	.000	1	5	6	3.8	0	6	2	1	3	22	15.2
vs Florida	11/28/2024	*	15:11	1-7	.143	1-5	.200	1-2	.500	1	0	1	3.3	3	1	2	0	1	4	13.3
vs Northern Ariz.	11/30/2024	*	32:50	9-25	.360	4-10	.400	1-4	.250	3	0	3	3.3	1	3	3	1	1	23	14.7
North Dakota St.	12/10/2024	*	13:14	2-10	.200	0-1	.000	0-0	.000	2	1	3	3.3	4	1	1	0	1	4	13.4
Mercer	12/15/2024	*	25:18	5-8	.625	0-2	.000	2-2	1.000	0	2	2	3.1	0	1	1	1	1	12	13.2
Alabama A&M	12/20/2024	*	33:05	6-19	.316	0-3	.000	3-4	.750	2	8	10	3.8	2	4	3	1	1	15	13.4
ULM	12/21/2024	*	11:53	1-5	.200	1-1	1.000	0-0	.000	1	1	2	3.6	1	1	2	0	0	3	12.5
at Fla. Atlantic	12/29/2024	*	26:28	3-6	.500	2-4	.500	1-4	.250	1	1	2	3.5	4	5	4	0	0	9	12.2
Rice	01/01/2025	*	31:09	4-17	.235	1-7	.143	5-7	.714	1	3	4	3.5	0	3	3	0	2	14	12.3
at Charlotte	01/04/2025	*	27:31	3-9	.333	1-3	.333	0-0	.000	1	1	2	3.4	2	8	0	0	1	7	11.9
North Texas	01/08/2025	*	30:22	6-14	.429	2-6	.333	1-1	1.000	0	4	4	3.5	2	6	2	0	2	15	12.1
at East Carolina	01/11/2025	*	19:52	3-6	.500	0-2	.000	1-1	1.000	0	1	1	3.3	1	1	2	0	1	7	11.8
at Wichita St.	01/15/2025	*	21:39	4-8	.500	0-3	.000	2-2	1.000	1	3	4	3.4	1	0	1	0	0	10	11.7
Memphis	01/18/2025	*	30:42	2-6	.333	1-2	.500	1-2	.500	0	5	5	3.4	2	4	3	0	2	6	11.4
at Temple	01/25/2025	*	32:43	6-10	.600	1-2	.500	2-2	1.000	0	1	1	3.3	3	4	5	1	3	15	11.6
Fla. Atlantic	01/29/2025	*	19:05	1-6	.167	1-5	.200	0-0	.000	0	3	3	3.3	2	2	3	1	1	3	11.2
UAB	02/01/2025	*	33:27	11-15	.733	4-5	.800	2-3	.667	0	1	1	3.2	0	2	5	1	3	28	12.0
at Rice	02/05/2025	*	29:51	5-10	.500	2-3	.667	2-3	.667	0	1	1	3.1	3	1	4	0	2	14	12.0
Totals		21	550:00	103-246	.419	28-86	.326	31-47	.660	19	49	68	3.1	42	66	56	8	29	265	12.0

Player Averages

Games Played	Minutes/ game	Points/ game	FG Pct	3FG Pct	FT Pct	Rebounds/ game	Assists/ game	Turnovers/ game	Assist/Turnover ratio	Steals/ game	Blocks/ game
22	25.0	12.0	41.9	32.6	66.0	3.1	3.0	2.5	1.2	1.3	0.4



2024-25 Tulane Women's Basketball
Individual Game-by-Game
All games

Page 2/12
as of Feb 08, 2025

#1 HAMPTON, Kayla

Opponent	Date	GS	MIN	Total		3-Pointers		Free throws		Rebounds				PF	A	TO	BLK	STL	PTS	AVG
				FG-FGA	PCT	3FG-3FGA	PCT	FT-FTA	PCT	OFF	DEF	TOT	AVG							
Nicholls	11/07/2024	*	11:01	1-6	.167	0-3	.000	1-2	.500	1	0	1	1.0	1	1	1	0	0	3	3.0
at Missouri	11/12/2024		10:56	0-3	.000	0-1	.000	0-0	.000	1	0	1	1.0	0	1	1	0	1	0	1.5
Grambling	11/16/2024		10:26	1-2	.500	1-2	.500	0-0	.000	1	2	3	1.7	2	0	2	1	2	3	2.0
Jackson St.	11/24/2024		03:41	1-3	.333	0-2	.000	0-0	.000	0	0	0	1.3	1	0	0	0	0	2	2.0
vs Northern Ariz.	11/30/2024		00:41	0-0	.000	0-0	.000	0-0	.000	0	0	0	1.0	0	0	0	0	0	0	1.6
North Dakota St.	12/10/2024		13:25	2-2	1.000	0-0	.000	1-2	.500	0	2	2	1.2	2	0	2	0	0	5	2.2
Mercer	12/15/2024		12:41	2-4	.500	1-2	.500	2-2	1.000	0	4	4	1.6	2	1	2	0	1	7	2.9
Alabama A&M	12/20/2024		02:47	0-0	.000	0-0	.000	0-0	.000	0	0	0	1.4	0	0	0	0	0	0	2.5
ULM	12/21/2024		08:19	2-4	.500	1-3	.333	0-0	.000	0	0	0	1.2	1	0	1	0	0	5	2.8
at Fla. Atlantic	12/29/2024		04:44	1-3	.333	1-3	.333	0-0	.000	1	0	1	1.2	2	1	0	0	0	3	2.8
Rice	01/01/2025		03:12	0-2	.000	0-1	.000	0-0	.000	0	1	1	1.2	0	0	0	0	0	0	2.5
at Charlotte	01/04/2025		02:42	0-0	.000	0-0	.000	0-0	.000	0	0	0	1.1	0	0	1	0	0	0	2.3
North Texas	01/08/2025		01:55	0-0	.000	0-0	.000	0-0	.000	0	1	1	1.1	0	1	0	0	0	0	2.2
at East Carolina	01/11/2025		10:43	1-2	.500	0-0	.000	1-2	.500	1	2	3	1.2	1	1	2	0	1	3	2.2
at Wichita St.	01/15/2025		05:30	0-2	.000	0-1	.000	0-0	.000	1	0	1	1.2	1	0	0	0	0	0	2.1
Memphis	01/18/2025		01:15	0-0	.000	0-0	.000	0-0	.000	0	0	0	1.1	0	0	0	0	0	0	1.9
at Temple	01/25/2025		04:15	0-2	.000	0-1	.000	0-0	.000	0	1	1	1.1	0	0	1	0	0	0	1.8
Fla. Atlantic	01/29/2025		07:16	0-2	.000	0-1	.000	0-0	.000	0	1	1	1.1	2	0	1	0	0	0	1.7
UAB	02/01/2025		04:47	1-2	.500	1-2	.500	0-0	.000	0	1	1	1.1	0	0	0	0	0	3	1.8
at Rice	02/05/2025		14:04	1-1	1.000	1-1	1.000	2-2	1.000	1	0	1	1.1	1	1	1	0	0	5	2.0
Totals		1	134:20	13-40	.325	6-23	.261	7-10	.700	7	15	22	1.1	16	7	15	1	5	39	2.0

Player Averages

Games Played	Minutes/ game	Points/ game	FG Pct	3FG Pct	FT Pct	Rebounds/ game	Assists/ game	Turnovers/ game	Assist/Turnover ratio	Steals/ game	Blocks/ game
20	6.7	2.0	32.5	26.1	70.0	1.1	0.4	0.8	0.5	0.3	0.1



2024-25 Tulane Women's Basketball
Individual Game-by-Game
All games

Page 3/12
as of Feb 08, 2025

#2 KEENAN, Victoria

Opponent	Date	GS	MIN	Total		3-Pointers		Free throws		Rebounds				PF	A	TO	BLK	STL	PTS	AVG
				FG-FGA	PCT	3FG-3FGA	PCT	FT-FTA	PCT	OFF	DEF	TOT	AVG							
Nicholls	11/07/2024	*	24:35	3-6	.500	2-4	.500	0-0	.000	0	3	3	3.0	1	0	2	0	1	8	8.0
at Missouri	11/12/2024	*	33:06	2-7	.286	2-7	.286	2-2	1.000	1	3	4	3.5	3	0	3	0	2	8	8.0
Grambling	11/16/2024	*	30:22	6-9	.667	6-9	.667	0-0	.000	1	2	3	3.3	2	2	3	0	4	18	11.3
at LSU	11/20/2024	*	32:08	7-13	.538	7-11	.636	0-3	.000	0	2	2	3.0	1	0	0	0	1	21	13.8
Jackson St.	11/24/2024	*	32:19	3-4	.750	2-3	.667	3-3	1.000	2	3	5	3.4	2	2	2	0	2	11	13.2
vs Florida	11/28/2024	*	34:55	6-13	.462	6-11	.545	0-0	.000	1	1	2	3.2	1	0	0	0	0	18	14.0
vs Northern Ariz.	11/30/2024	*	33:13	2-9	.222	2-7	.286	1-2	.500	1	2	3	3.1	1	1	1	0	2	7	13.0
North Dakota St.	12/10/2024	*	38:57	3-10	.300	1-7	.143	3-4	.750	1	7	8	3.8	0	3	1	0	2	10	12.6
Mercer	12/15/2024	*	31:10	3-3	1.000	2-2	1.000	0-0	.000	2	3	5	3.9	2	3	3	0	1	8	12.1
Alabama A&M	12/20/2024	*	37:14	1-3	.333	1-2	.500	1-2	.500	0	10	10	4.5	1	4	1	0	2	4	11.3
ULM	12/21/2024	*	36:23	3-6	.500	3-5	.600	0-0	.000	0	4	4	4.5	1	0	2	0	0	9	11.1
at Fla. Atlantic	12/29/2024		34:38	2-5	.400	2-5	.400	0-0	.000	1	6	7	4.7	0	5	4	0	0	6	10.7
Rice	01/01/2025	*	36:12	1-9	.111	0-6	.000	0-0	.000	0	2	2	4.5	3	2	2	0	4	2	10.0
at Charlotte	01/04/2025	*	33:52	7-10	.700	6-9	.667	0-0	.000	3	6	9	4.8	0	0	0	0	2	20	10.7
North Texas	01/08/2025	*	36:19	3-8	.375	2-7	.286	0-0	.000	1	2	3	4.7	1	1	2	0	2	8	10.5
at East Carolina	01/11/2025	*	33:45	3-7	.429	3-6	.500	0-0	.000	0	3	3	4.6	1	2	2	0	0	9	10.4
at Wichita St.	01/15/2025	*	33:24	5-6	.833	4-5	.800	1-2	.500	0	4	4	4.5	1	2	4	1	1	15	10.7
Memphis	01/18/2025	*	37:04	6-13	.462	5-12	.417	0-0	.000	2	6	8	4.7	0	0	3	0	2	17	11.1
at Temple	01/25/2025	*	27:00	0-1	.000	0-1	.000	0-2	.000	0	3	3	4.6	1	0	0	0	4	0	10.5
Fla. Atlantic	01/29/2025	*	32:23	5-7	.714	5-6	.833	0-0	.000	1	4	5	4.7	0	2	2	0	0	15	10.7
UAB	02/01/2025	*	33:50	0-2	.000	0-1	.000	0-0	.000	2	3	5	4.7	1	0	1	0	2	0	10.2
at Rice	02/05/2025	*	30:59	2-5	.400	0-3	.000	0-0	.000	0	1	1	4.5	1	1	0	0	1	4	9.9
Totals		21	733:48	73-156	.468	61-129	.473	11-20	.550	19	80	99	4.5	24	30	38	1	35	218	9.9

Player Averages

Games Played	Minutes/ game	Points/ game	FG Pct	3FG Pct	FT Pct	Rebounds/ game	Assists/ game	Turnovers/ game	Assist/Turnover ratio	Steals/ game	Blocks/ game
22	33.4	9.9	46.8	47.3	55.0	4.5	1.4	1.7	0.8	1.6	0.0



2024-25 Tulane Women's Basketball
Individual Game-by-Game
All games

Page 4/12
as of Feb 08, 2025

#3 WESTBROOK, Kianni

Opponent	Date	GS	MIN	Total		3-Pointers		Free throws		Rebounds				PF	A	TO	BLK	STL	PTS	AVG
				FG-FGA	PCT	3FG-3FGA	PCT	FT-FTA	PCT	OFF	DEF	TOT	AVG							
Nicholls	11/07/2024		05:43	0-1	.000	0-1	.000	0-0	.000	0	2	2	2.0	0	1	1	0	0	0	0.0
Grambling	11/16/2024		04:48	0-1	.000	0-0	.000	1-2	.500	0	1	1	1.5	0	0	0	0	0	1	0.5
Jackson St.	11/24/2024		03:21	0-2	.000	0-1	.000	0-0	.000	2	0	2	1.7	0	0	1	0	0	0	0.3
vs Northern Ariz.	11/30/2024		00:41	0-0	.000	0-0	.000	0-0	.000	0	0	0	1.3	0	0	0	0	0	0	0.3
Mercer	12/15/2024		04:33	0-0	.000	0-0	.000	0-0	.000	0	3	3	1.6	1	0	1	0	0	0	0.2
at Fla. Atlantic	12/29/2024		02:02	0-0	.000	0-0	.000	0-0	.000	0	0	0	1.3	0	0	1	0	0	0	0.2
at Charlotte	01/04/2025		01:39	0-0	.000	0-0	.000	2-2	1.000	0	0	0	1.1	0	0	0	0	0	2	0.4
Fla. Atlantic	01/29/2025		01:02	0-0	.000	0-0	.000	0-0	.000	0	0	0	1.0	0	0	0	0	0	0	0.4
Totals		0	23:49	0-4	.000	0-2	.000	3-4	.750	2	6	8	1.0	1	1	4	0	0	3	0.4

Player Averages

Games Played	Minutes/game	Points/game	FG Pct	3FG Pct	FT Pct	Rebounds/game	Assists/game	Turnovers/game	Assist/Turnover ratio	Steals/game	Blocks/game
8	3.0	0.4	0.0	0.0	75.0	1.0	0.1	0.5	0.3	0.0	0.0



2024-25 Tulane Women's Basketball
Individual Game-by-Game
All games

Page 5/12
as of Feb 08, 2025

#5 WOMACK, Jaylee

Opponent	Date	GS	MIN	Total		3-Pointers		Free throws		Rebounds											
				FG-FGA	PCT	3FG-3FGA	PCT	FT-FTA	PCT	OFF	DEF	TOT	AVG	PF	A	TO	BLK	STL	PTS	AVG	
Grambling	11/16/2024		07:37	0-3	.000	0-2	.000	1-2	.500	0	0	0	0.0	1	1	0	0	1	1	1.0	
Jackson St.	11/24/2024		01:24	0-0	.000	0-0	.000	0-0	.000	0	0	0	0.0	0	0	0	0	0	0	0.5	
Mercer	12/15/2024		06:25	0-1	.000	0-0	.000	0-0	.000	0	0	0	0.0	0	1	0	0	0	0	0.3	
at Charlotte	01/04/2025		01:51	0-0	.000	0-0	.000	0-0	.000	0	0	0	0.0	0	0	0	0	0	0	0.3	
Fla. Atlantic	01/29/2025		01:02	0-0	.000	0-0	.000	0-0	.000	0	0	0	0.0	0	0	0	0	0	0	0.2	
UAB	02/01/2025		00:24	0-0	.000	0-0	.000	0-0	.000	0	0	0	0.0	0	0	0	0	0	0	0.2	
Totals		0	18:43	0-4	.000	0-2	.000	1-2	.500	0	0	0	0.0	1	2	0	0	1	1	0.2	

Player Averages

Games Played	Minutes/game	Points/game	FG Pct	3FG Pct	FT Pct	Rebounds/game	Assists/game	Turnovers/game	Assist/Turnover ratio	Steals/game	Blocks/game
6	3.1	0.2	0.0	0.0	50.0	0.0	0.3	0.0	2.0	0.2	0.0



2024-25 Tulane Women's Basketball
Individual Game-by-Game
All games

Page 6/12
as of Feb 08, 2025

#9 SNEED, Kendall

Opponent	Date	GS	MIN	Total		3-Pointers		Free throws		Rebounds				PF	A	TO	BLK	STL	PTS	AVG
				FG-FGA	PCT	3FG-3FGA	PCT	FT-FTA	PCT	OFF	DEF	TOT	AVG							
Nicholls	11/07/2024	*	26:04	3-7	.429	0-1	.000	2-2	1.000	0	3	3	3.0	2	5	3	0	2	8	8.0
at Missouri	11/12/2024	*	30:60	1-7	.143	0-3	.000	5-5	1.000	0	6	6	4.5	1	2	3	0	1	7	7.5
Grambling	11/16/2024	*	15:40	2-3	.667	0-0	.000	0-2	.000	0	2	2	3.7	4	6	7	2	1	4	6.3
at LSU	11/20/2024	*	24:35	2-6	.333	0-0	.000	1-4	.250	0	4	4	3.8	5	3	2	0	0	5	6.0
Jackson St.	11/24/2024	*	28:00	4-6	.667	0-1	.000	7-8	.875	0	11	11	5.2	0	2	5	0	4	15	7.8
vs Florida	11/28/2024	*	34:29	9-16	.563	0-4	.000	4-5	.800	3	4	7	5.5	3	11	4	1	1	22	10.2
vs Northern Ariz.	11/30/2024	*	32:42	6-12	.500	0-1	.000	2-2	1.000	1	3	4	5.3	0	5	5	1	2	14	10.7
North Dakota St.	12/10/2024	*	32:53	5-11	.455	0-1	.000	6-6	1.000	0	6	6	5.4	2	4	7	0	1	16	11.4
Mercer	12/15/2024	*	25:53	1-6	.167	0-1	.000	4-4	1.000	0	3	3	5.1	2	3	4	0	2	6	10.8
Alabama A&M	12/20/2024	*	23:36	2-5	.400	0-0	.000	3-4	.750	0	4	4	5.0	3	2	7	0	2	7	10.4
ULM	12/21/2024	*	33:30	7-11	.636	2-4	.500	4-10	.400	0	4	4	4.9	2	5	6	0	2	20	11.3
at Fla. Atlantic	12/29/2024	*	17:52	5-7	.714	1-1	1.000	0-3	.000	0	3	3	4.8	2	5	2	0	0	11	11.3
Rice	01/01/2025	*	25:21	5-12	.417	2-2	1.000	5-5	1.000	0	4	4	4.7	5	2	4	0	1	17	11.7
at Charlotte	01/04/2025	*	27:09	1-11	.091	0-2	.000	2-2	1.000	1	3	4	4.6	4	2	7	1	2	4	11.1
North Texas	01/08/2025	*	21:24	1-8	.125	0-1	.000	1-2	.500	0	3	3	4.5	2	2	1	0	2	3	10.6
at East Carolina	01/11/2025	*	18:47	2-5	.400	0-1	.000	3-4	.750	0	4	4	4.5	2	2	2	0	0	7	10.4
at Wichita St.	01/15/2025	*	36:08	2-11	.182	0-2	.000	3-9	.333	0	3	3	4.4	2	7	6	1	4	7	10.2
Memphis	01/18/2025	*	26:23	4-9	.444	0-2	.000	2-3	.667	0	3	3	4.3	3	7	4	1	1	10	10.2
at Temple	01/25/2025	*	32:53	6-10	.600	0-0	.000	4-4	1.000	0	3	3	4.3	2	2	4	0	0	16	10.5
Fla. Atlantic	01/29/2025	*	31:51	5-10	.500	1-1	1.000	2-4	.500	0	5	5	4.3	1	5	5	5	1	13	10.6
UAB	02/01/2025	*	33:34	3-12	.250	0-3	.000	1-3	.333	2	4	6	4.4	2	7	6	1	5	7	10.4
at Rice	02/05/2025	*	35:07	6-10	.600	0-1	.000	6-6	1.000	0	1	1	4.2	2	5	2	0	3	18	10.8
Totals		22	614:50	82-195	.421	6-32	.188	67-97	.691	7	86	93	4.2	51	94	96	13	37	237	10.8

Player Averages

Games Played	Minutes/ game	Points/ game	FG Pct	3FG Pct	FT Pct	Rebounds/ game	Assists/ game	Turnovers/ game	Assist/Turnover ratio	Steals/ game	Blocks/ game
22	27.9	10.8	42.1	18.8	69.1	4.2	4.3	4.4	1.0	1.7	0.6



2024-25 Tulane Women's Basketball
Individual Game-by-Game
All games

Page 7/12
as of Feb 08, 2025

#11 HANNA, Dyllan

Opponent	Date	GS	MIN	Total		3-Pointers		Free throws		Rebounds				PF	A	TO	BLK	STL	PTS	AVG
				FG-FGA	PCT	3FG-3FGA	PCT	FT-FTA	PCT	OFF	DEF	TOT	AVG							
Nicholls	11/07/2024		31:54	1-5	.200	0-0	.000	1-1	1.000	5	8	13	13.0	3	2	2	2	1	3	3.0
at Missouri	11/12/2024		19:08	2-2	1.000	0-0	.000	0-0	.000	3	3	6	9.5	4	0	2	0	1	4	3.5
Grambling	11/16/2024		17:16	4-6	.667	0-0	.000	0-6	.000	4	4	8	9.0	3	1	2	0	0	8	5.0
at LSU	11/20/2024		29:24	2-5	.400	0-0	.000	0-0	.000	6	2	8	8.8	3	3	1	5	0	4	4.8
Jackson St.	11/24/2024		21:04	4-6	.667	0-0	.000	1-2	.500	1	4	5	8.0	3	0	1	2	0	9	5.6
vs Florida	11/28/2024		24:20	5-5	1.000	0-0	.000	0-0	.000	1	3	4	7.3	2	0	1	2	0	10	6.3
vs Northern Ariz.	11/30/2024		34:08	3-4	.750	0-0	.000	0-0	.000	2	6	8	7.4	1	1	0	3	2	6	6.3
North Dakota St.	12/10/2024		22:37	0-0	.000	0-0	.000	0-2	.000	1	7	8	7.5	2	0	0	2	2	0	5.5
Mercer	12/15/2024		18:11	2-2	1.000	0-0	.000	1-2	.500	1	3	4	7.1	1	0	1	0	0	5	5.4
Alabama A&M	12/20/2024		16:38	1-4	.250	0-0	.000	0-4	.000	4	3	7	7.1	2	0	4	1	0	2	5.1
at Charlotte	01/04/2025		10:12	1-1	1.000	0-0	.000	0-0	.000	0	2	2	6.6	3	0	0	0	1	2	4.8
North Texas	01/08/2025		32:07	3-3	1.000	0-0	.000	2-4	.500	0	7	7	6.7	0	3	1	5	4	8	5.1
at East Carolina	01/11/2025		24:45	3-6	.500	0-0	.000	0-2	.000	1	1	2	6.3	3	2	0	4	1	6	5.2
at Wichita St.	01/15/2025		14:18	0-1	.000	0-0	.000	0-0	.000	2	6	8	6.4	5	2	1	1	0	0	4.8
Memphis	01/18/2025		16:51	2-2	1.000	0-0	.000	0-0	.000	0	2	2	6.1	0	0	0	1	1	4	4.7
at Temple	01/25/2025		16:15	1-1	1.000	0-0	.000	0-0	.000	1	2	3	5.9	4	1	0	0	0	2	4.6
Fla. Atlantic	01/29/2025		21:22	4-5	.800	0-0	.000	1-4	.250	3	5	8	6.1	1	1	1	0	0	9	4.8
UAB	02/01/2025		26:09	2-4	.500	0-0	.000	0-0	.000	3	10	13	6.4	1	1	2	2	1	4	4.8
at Rice	02/05/2025		23:12	1-1	1.000	0-0	.000	0-0	.000	0	6	6	6.4	4	0	2	0	1	2	4.6
Totals		0	419:51	41-63	.651	0-0	.000	6-27	.222	38	84	122	6.4	45	17	21	30	15	88	4.6

Player Averages

Games Played	Minutes/ game	Points/ game	FG Pct	3FG Pct	FT Pct	Rebounds/ game	Assists/ game	Turnovers/ game	Assist/Turnover ratio	Steals/ game	Blocks/ game
19	22.1	4.6	65.1	0.0	22.2	6.4	0.9	1.1	0.8	0.8	1.6



2024-25 Tulane Women's Basketball
Individual Game-by-Game
All games

Page 8/12
as of Feb 08, 2025

#13 SHORES, Sadie

Opponent	Date	GS	MIN	Total		3-Pointers		Free throws		Rebounds				PF	A	TO	BLK	STL	PTS	AVG
				FG-FGA	PCT	3FG-3FGA	PCT	FT-FTA	PCT	OFF	DEF	TOT	AVG							
Nicholls	11/07/2024		15:30	0-2	.000	0-1	.000	0-0	.000	0	2	2	2.0	2	2	6	1	1	0	0.0
at Missouri	11/12/2024		07:58	0-1	.000	0-0	.000	0-0	.000	0	1	1	1.5	0	0	4	0	0	0	0.0
Grambling	11/16/2024		13:20	0-3	.000	0-1	.000	0-0	.000	2	2	4	2.3	3	2	4	0	0	0	0.0
at LSU	11/20/2024		28:30	3-7	.429	0-2	.000	0-0	.000	1	6	7	3.5	3	3	4	0	1	6	1.5
Jackson St.	11/24/2024		19:02	2-5	.400	0-1	.000	0-0	.000	0	2	2	3.2	2	1	3	0	0	4	2.0
vs Florida	11/28/2024		31:48	4-9	.444	2-4	.500	0-0	.000	0	3	3	3.2	4	3	1	0	1	10	3.3
vs Northern Ariz.	11/30/2024		18:48	1-8	.125	1-3	.333	0-0	.000	0	3	3	3.1	2	0	0	0	0	3	3.3
North Dakota St.	12/10/2024		21:31	0-4	.000	0-2	.000	0-2	.000	2	2	4	3.3	0	2	2	0	0	0	2.9
Mercer	12/15/2024		18:33	2-6	.333	1-3	.333	1-2	.500	1	3	4	3.3	1	2	3	2	0	6	3.2
Alabama A&M	12/20/2024		23:19	1-4	.250	0-1	.000	3-4	.750	1	0	1	3.1	2	2	3	1	0	5	3.4
ULM	12/21/2024		29:54	2-7	.286	2-2	1.000	0-0	.000	1	6	7	3.5	4	4	2	0	1	6	3.6
at Fla. Atlantic	12/29/2024	*	34:16	6-10	.600	4-4	1.000	0-0	.000	1	5	6	3.7	3	5	2	0	1	16	4.7
Rice	01/01/2025		26:54	2-3	.667	0-0	.000	5-6	.833	1	1	2	3.5	3	1	2	0	1	9	5.0
at Charlotte	01/04/2025		26:17	2-6	.333	0-2	.000	4-7	.571	2	0	2	3.4	1	2	2	1	0	8	5.2
North Texas	01/08/2025		29:60	3-8	.375	1-3	.333	2-2	1.000	1	2	3	3.4	2	3	4	1	1	9	5.5
at East Carolina	01/11/2025		34:20	1-9	.111	1-2	.500	2-2	1.000	1	2	3	3.4	5	2	0	0	3	5	5.4
at Wichita St.	01/15/2025		23:19	0-2	.000	0-2	.000	0-4	.000	1	3	4	3.4	1	0	1	0	0	0	5.1
Memphis	01/18/2025		24:36	3-9	.333	0-3	.000	0-2	.000	1	3	4	3.4	3	1	3	0	0	6	5.2
at Temple	01/25/2025		23:09	1-3	.333	0-0	.000	0-0	.000	0	3	3	3.4	1	1	1	0	0	2	5.0
Fla. Atlantic	01/29/2025		28:23	1-7	.143	1-4	.250	0-0	.000	1	1	2	3.4	1	0	1	1	0	3	4.9
UAB	02/01/2025		13:58	2-3	.667	0-0	.000	0-0	.000	1	1	2	3.3	0	0	1	0	0	4	4.9
at Rice	02/05/2025		09:58	0-1	.000	0-1	.000	0-0	.000	0	1	1	3.2	0	1	1	0	0	0	4.6
Totals		1	503:24	36-117	.308	13-41	.317	17-31	.548	18	52	70	3.2	43	37	50	7	10	102	4.6

Player Averages

Games Played	Minutes/game	Points/game	FG Pct	3FG Pct	FT Pct	Rebounds/game	Assists/game	Turnovers/game	Assist/Turnover ratio	Steals/game	Blocks/game
22	22.9	4.6	30.8	31.7	54.8	3.2	1.7	2.3	0.7	0.5	0.3



2024-25 Tulane Women's Basketball
Individual Game-by-Game
All games

Page 9/12
as of Feb 08, 2025

#22 PITTMAN, Sherese

Opponent	Date	GS	MIN	Total		3-Pointers		Free throws		Rebounds				PF	A	TO	BLK	STL	PTS	AVG
				FG-FGA	PCT	3FG-3FGA	PCT	FT-FTA	PCT	OFF	DEF	TOT	AVG							
Nicholls	11/07/2024	*	18:28	2-3	.667	1-1	1.000	9-12	.750	2	2	4	4.0	5	1	2	1	2	14	14.0
at Missouri	11/12/2024	*	35:33	7-11	.636	0-1	.000	4-5	.800	1	2	3	3.5	0	1	1	1	1	18	16.0
Grambling	11/16/2024	*	31:44	7-18	.389	1-4	.250	3-6	.500	3	5	8	5.0	3	4	1	2	6	18	16.7
at LSU	11/20/2024	*	28:59	3-18	.167	0-5	.000	2-2	1.000	3	3	6	5.3	3	0	3	1	1	8	14.5
Jackson St.	11/24/2024	*	24:38	5-11	.455	0-1	.000	2-3	.667	2	6	8	5.8	1	1	1	0	2	12	14.0
vs Florida	11/28/2024	*	33:52	5-16	.313	1-4	.250	3-5	.600	1	7	8	6.2	3	3	2	0	0	14	14.0
vs Northern Ariz.	11/30/2024	*	23:18	4-14	.286	0-2	.000	5-6	.833	4	6	10	6.7	4	1	1	0	1	13	13.9
North Dakota St.	12/10/2024	*	34:56	9-21	.429	0-1	.000	4-8	.500	4	4	8	6.9	1	0	2	1	0	22	14.9
Mercer	12/15/2024	*	27:15	3-11	.273	1-2	.500	0-0	.000	3	6	9	7.1	0	4	5	2	1	7	14.0
Alabama A&M	12/20/2024	*	30:36	5-8	.625	0-0	.000	1-2	.500	1	6	7	7.1	4	2	5	1	0	11	13.7
ULM	12/21/2024	*	36:08	1-9	.111	0-1	.000	2-4	.500	0	5	5	6.9	2	1	4	2	2	4	12.8
at Fla. Atlantic	12/29/2024	*	36:36	7-11	.636	1-1	1.000	1-1	1.000	0	6	6	6.8	1	3	2	1	0	16	13.1
Rice	01/01/2025	*	29:00	0-6	.000	0-3	.000	1-2	.500	3	1	4	6.6	4	4	4	0	3	1	12.2
at Charlotte	01/04/2025	*	34:57	7-16	.438	0-1	.000	4-4	1.000	2	5	7	6.6	0	1	3	0	2	18	12.6
North Texas	01/08/2025	*	34:35	8-16	.500	0-3	.000	4-5	.800	1	8	9	6.8	2	0	2	1	0	20	13.1
at East Carolina	01/11/2025	*	27:59	3-12	.250	0-0	.000	6-6	1.000	5	6	11	7.1	4	1	4	0	0	12	13.0
at Wichita St.	01/15/2025	*	35:46	5-15	.333	0-2	.000	4-5	.800	1	4	5	6.9	3	2	2	1	0	14	13.1
Memphis	01/18/2025	*	38:31	7-16	.438	0-2	.000	0-0	.000	2	8	10	7.1	2	3	7	0	2	14	13.1
at Temple	01/25/2025	*	34:33	4-13	.308	0-2	.000	0-0	.000	1	5	6	7.1	3	2	2	1	1	8	12.8
Fla. Atlantic	01/29/2025	*	30:30	6-9	.667	0-0	.000	2-2	1.000	1	9	10	7.2	0	7	1	1	1	14	12.9
UAB	02/01/2025	*	21:53	5-12	.417	1-4	.250	3-4	.750	0	0	0	6.9	3	2	1	0	0	14	13.0
at Rice	02/05/2025	*	37:58	7-13	.538	2-3	.667	9-10	.900	1	7	8	6.9	3	3	2	0	1	25	13.5
Totals		22	687:46	110-279	.394	8-43	.186	69-92	.750	41	111	152	6.9	51	46	57	16	26	297	13.5

Player Averages

Games Played	Minutes/ game	Points/ game	FG Pct	3FG Pct	FT Pct	Rebounds/ game	Assists/ game	Turnovers/ game	Assist/Turnover ratio	Steals/ game	Blocks/ game
22	31.3	13.5	39.4	18.6	75.0	6.9	2.1	2.6	0.8	1.2	0.7



2024-25 Tulane Women's Basketball
Individual Game-by-Game
All games

Page 10/12
as of Feb 08, 2025

#23 MABRY, Amira

Opponent	Date	GS	MIN	Total		3-Pointers		Free throws		Rebounds				PF	A	TO	BLK	STL	PTS	AVG
				FG-FGA	PCT	3FG-3FGA	PCT	FT-FTA	PCT	OFF	DEF	TOT	AVG							
Nicholls	11/07/2024	*	23:49	5-6	.833	1-1	1.000	2-2	1.000	2	2	4	4.0	2	1	3	0	1	13	13.0
at Missouri	11/12/2024	*	30:08	4-7	.571	0-1	.000	1-4	.250	4	3	7	5.5	4	1	5	0	0	9	11.0
Grambling	11/16/2024	*	28:36	7-7	1.000	0-0	.000	5-9	.556	1	4	5	5.3	3	0	2	1	0	19	13.7
at LSU	11/20/2024	*	21:37	2-7	.286	2-5	.400	0-0	.000	0	2	2	4.5	4	0	1	0	0	6	11.8
Jackson St.	11/24/2024	*	27:31	0-5	.000	0-2	.000	2-3	.667	2	3	5	4.6	3	2	4	0	2	2	9.8
vs Florida	11/28/2024	*	21:08	2-7	.286	0-3	.000	1-1	1.000	0	2	2	4.2	2	0	0	0	0	5	9.0
vs Northern Ariz.	11/30/2024	*	21:12	2-6	.333	0-2	.000	0-0	.000	1	3	4	4.1	0	0	3	0	0	4	8.3
North Dakota St.	12/10/2024	*	22:27	5-7	.714	0-0	.000	0-0	.000	4	2	6	4.4	1	0	0	1	0	10	8.5
Mercer	12/15/2024	*	21:45	5-9	.556	2-3	.667	3-5	.600	2	5	7	4.7	1	1	0	0	1	15	9.2
Alabama A&M	12/20/2024	*	30:54	3-8	.375	0-1	.000	3-4	.750	0	4	4	4.6	2	0	3	0	2	9	9.2
ULM	12/21/2024	*	33:16	9-15	.600	0-1	.000	3-4	.750	5	7	12	5.3	2	2	0	1	0	21	10.3
at Fla. Atlantic	12/29/2024	*	31:37	12-18	.667	2-3	.667	0-2	.000	5	6	11	5.8	3	0	3	1	2	26	11.6
Rice	01/01/2025	*	34:25	9-12	.750	2-4	.500	1-1	1.000	2	7	9	6.0	3	1	1	0	2	21	12.3
at Charlotte	01/04/2025	*	30:10	6-10	.600	1-3	.333	5-5	1.000	3	6	9	6.2	2	3	2	1	1	18	12.7
North Texas	01/08/2025	*	13:18	1-6	.167	0-2	.000	0-0	.000	0	1	1	5.9	3	0	0	0	0	2	12.0
at East Carolina	01/11/2025	*	29:49	5-14	.357	0-0	.000	5-6	.833	4	3	7	5.9	2	0	1	0	3	15	12.2
at Wichita St.	01/15/2025	*	29:56	9-19	.474	0-6	.000	2-4	.500	3	10	13	6.4	2	0	2	0	2	20	12.6
Memphis	01/18/2025	*	24:38	4-5	.800	0-1	.000	0-0	.000	1	3	4	6.2	1	1	0	1	0	8	12.4
at Temple	01/25/2025	*	29:12	9-11	.818	1-3	.333	0-0	.000	2	3	5	6.2	2	0	5	0	0	19	12.7
Fla. Atlantic	01/29/2025	*	26:04	5-9	.556	1-1	1.000	0-0	.000	2	6	8	6.3	1	1	2	1	0	11	12.7
UAB	02/01/2025	*	31:10	5-9	.556	0-2	.000	2-2	1.000	3	6	9	6.4	0	1	4	0	0	12	12.6
at Rice	02/05/2025	*	18:50	4-5	.800	1-2	.500	1-1	1.000	0	0	0	6.1	2	0	0	0	1	10	12.5
Totals		22	581:33	113-202	.559	13-46	.283	36-53	.679	46	88	134	6.1	45	14	41	7	17	275	12.5

Player Averages

Games Played	Minutes/ game	Points/ game	FG Pct	3FG Pct	FT Pct	Rebounds/ game	Assists/ game	Turnovers/ game	Assist/Turnover ratio	Steals/ game	Blocks/ game
22	26.4	12.5	55.9	28.3	67.9	6.1	0.6	1.9	0.3	0.8	0.3



2024-25 Tulane Women's Basketball
Individual Game-by-Game
All games

Page 11/12
as of Feb 08, 2025

#24 MIDDLETON, Kierra

Opponent	Date	GS	MIN	Total		3-Pointers		Free throws		Rebounds				PF	A	TO	BLK	STL	PTS	AVG
				FG-FGA	PCT	3FG-3FGA	PCT	FT-FTA	PCT	OFF	DEF	TOT	AVG							
Nicholls	11/07/2024		21:24	1-3	.333	0-0	.000	1-2	.500	2	4	6	6.0	3	0	5	0	0	3	3.0
at Missouri	11/12/2024		13:23	0-2	.000	0-0	.000	0-0	.000	0	0	0	3.0	0	0	0	0	0	0	1.5
Grambling	11/16/2024		22:58	1-10	.100	1-6	.167	1-2	.500	1	1	2	2.7	0	1	0	0	0	4	2.3
at LSU	11/20/2024		05:14	0-0	.000	0-0	.000	0-0	.000	1	0	1	2.3	0	0	0	0	0	0	1.8
Jackson St.	11/24/2024		07:36	0-2	.000	0-1	.000	0-0	.000	0	0	0	1.8	1	2	0	0	0	0	1.4
vs Florida	11/28/2024		03:38	0-0	.000	0-0	.000	0-0	.000	0	0	0	1.5	0	0	0	0	0	0	1.2
vs Northern Ariz.	11/30/2024		01:46	0-0	.000	0-0	.000	0-0	.000	0	1	1	1.4	0	0	0	0	0	0	1.0
at Fla. Atlantic	12/29/2024		02:02	0-0	.000	0-0	.000	0-0	.000	0	0	0	1.3	0	0	0	0	0	0	0.9
UAB	02/01/2025		00:24	0-0	.000	0-0	.000	0-0	.000	0	0	0	1.1	0	0	0	0	0	0	0.8
Totals		0	78:25	2-17	.118	1-7	.143	2-4	.500	4	6	10	1.1	4	3	5	0	0	7	0.8

Player Averages

Games Played	Minutes/ game	Points/ game	FG Pct	3FG Pct	FT Pct	Rebounds/ game	Assists/ game	Turnovers/ game	Assist/Turnover ratio	Steals/ game	Blocks/ game
9	8.7	0.8	11.8	14.3	50.0	1.1	0.3	0.6	0.6	0.0	0.0



2024-25 Tulane Women's Basketball
Individual Game-by-Game
All games

Page 12/12
as of Feb 08, 2025

#33 BA, Lily

Opponent	Date	GS	MIN	Total		3-Pointers		Free throws		Rebounds				PF	A	TO	BLK	STL	PTS	AVG
				FG-FGA	PCT	3FG-3FGA	PCT	FT-FTA	PCT	OFF	DEF	TOT	AVG							
Grambling	11/16/2024		02:54	0-0	.000	0-0	.000	0-0	.000	0	0	0	0.0	2	0	0	0	0	0	0.0
Jackson St.	11/24/2024		05:16	0-0	.000	0-0	.000	0-0	.000	0	1	1	0.5	1	0	1	0	0	0	0.0
vs Florida	11/28/2024		00:40	0-0	.000	0-0	.000	0-0	.000	0	0	0	0.3	0	0	0	0	0	0	0.0
vs Northern Ariz.	11/30/2024		00:41	0-0	.000	0-0	.000	0-0	.000	0	0	0	0.3	0	0	0	0	0	0	0.0
Mercer	12/15/2024		08:15	3-4	.750	0-0	.000	1-3	.333	0	0	0	0.2	0	0	0	1	0	7	1.4
Alabama A&M	12/20/2024		01:52	0-0	.000	0-0	.000	0-0	.000	0	1	1	0.3	0	0	0	0	0	0	1.2
ULM	12/21/2024		10:36	0-1	.000	0-0	.000	0-0	.000	0	0	0	0.3	0	0	0	1	0	0	1.0
at Fla. Atlantic	12/29/2024		09:45	2-2	1.000	0-0	.000	0-0	.000	0	0	0	0.3	3	0	2	0	0	4	1.4
Rice	01/01/2025		13:46	0-2	.000	0-0	.000	0-0	.000	0	1	1	0.3	4	1	1	1	0	0	1.2
at Charlotte	01/04/2025		03:40	0-0	.000	0-0	.000	0-0	.000	0	1	1	0.4	2	0	0	0	0	0	1.1
Fla. Atlantic	01/29/2025		01:02	0-0	.000	0-0	.000	0-0	.000	0	0	0	0.4	0	0	0	0	0	0	1.0
UAB	02/01/2025		00:24	0-0	.000	0-0	.000	0-0	.000	0	0	0	0.3	0	0	0	0	0	0	0.9
Totals		0	58:51	5-9	.556	0-0	.000	1-3	.333	0	4	4	0.3	12	1	4	3	0	11	0.9

Player Averages

Games Played	Minutes/ game	Points/ game	FG Pct	3FG Pct	FT Pct	Rebounds/ game	Assists/ game	Turnovers/ game	Assist/Turnover ratio	Steals/ game	Blocks/ game
12	4.9	0.9	55.6	0.0	33.3	0.3	0.1	0.3	0.3	0.0	0.3



2024-25 Tulane Women's Basketball
Team Game-by-Game
All games

Page 1/1
as of Feb 08, 2025

				Total		3-Pointers		Free throws		Rebounds											
Opponent	Date	Score		FG-FGA	PCT	3FG-3FGA	PCT	FT-FTA	PCT	OFF	DEF	TOT	AVG	PF	A	TO	BLK	STL	PTS	AVG	
Nicholls	11/07/2024	63-65	L	21-51	.412	5-16	.313	16-23	.696	17	27	44	44.0	23	14	26	4	8	63	63.0	
at Missouri	11/12/2024	52-60	L	18-49	.367	4-17	.235	12-16	.750	12	22	34	39.0	13	8	26	1	8	52	57.5	
Grambling	11/16/2024	89-65	W	34-74	.459	10-27	.370	11-29	.379	16	27	43	40.3	26	24	23	7	15	89	68.0	
at LSU	11/20/2024	74-85	L	27-73	.370	10-29	.345	10-17	.588	14	26	40	40.3	22	11	13	6	4	74	69.5	
Jackson St.	11/24/2024	77-37	W	29-59	.492	4-17	.235	15-19	.789	11	37	48	41.8	14	16	21	3	13	77	71.0	
vs Florida	11/28/2024	83-81	W	32-73	.438	10-31	.323	9-13	.692	8	24	32	40.2	18	18	10	3	3	83	73.0	
vs Northern Ariz.	11/30/2024	70-87	L	27-78	.346	7-25	.280	9-14	.643	16	28	44	40.7	9	11	13	5	8	70	72.6	
North Dakota St.	12/10/2024	67-61	W	26-65	.400	1-12	.083	14-24	.583	17	32	49	41.8	12	10	16	4	6	67	71.9	
Mercer	12/15/2024	73-46	W	26-54	.481	7-15	.467	14-20	.700	11	33	44	42.0	10	16	20	6	7	73	72.0	
Alabama A&M	12/20/2024	53-46	W	19-51	.373	1-7	.143	14-24	.583	8	36	44	42.2	16	14	27	4	7	53	70.1	
ULM	12/21/2024	68-63	W	25-58	.431	9-17	.529	9-18	.500	13	30	43	42.3	13	13	17	4	5	68	69.9	
at Fla. Atlantic	12/29/2024	91-71	W	38-62	.613	13-21	.619	2-10	.200	12	30	42	42.3	18	24	20	2	3	91	71.7	
Rice	01/01/2025	64-72	L	21-63	.333	5-23	.217	17-21	.810	10	21	31	41.4	22	14	17	1	13	64	71.1	
at Charlotte	01/04/2025	79-58	W	27-63	.429	8-20	.400	17-20	.850	13	24	37	41.1	14	16	15	3	9	79	71.6	
North Texas	01/08/2025	65-62	W	25-63	.397	5-22	.227	10-14	.714	4	29	33	40.5	12	16	12	7	11	65	71.2	
at East Carolina	01/11/2025	64-75	L	21-61	.344	4-11	.364	18-23	.783	15	24	39	40.4	19	11	15	4	9	64	70.8	
at Wichita St.	01/15/2025	66-62	W	25-64	.391	4-21	.190	12-26	.462	16	36	52	41.1	16	13	19	4	7	66	70.5	
Memphis	01/18/2025	65-68	L	28-60	.467	6-22	.273	3-7	.429	7	31	38	40.9	11	16	20	3	8	65	70.2	
at Temple	01/25/2025	62-60	W	27-51	.529	2-9	.222	6-8	.750	6	25	31	40.4	16	10	18	2	8	62	69.7	
Fla. Atlantic	01/29/2025	68-52	W	27-55	.491	9-18	.500	5-10	.500	10	37	47	40.8	8	18	16	9	3	68	69.7	
UAB	02/01/2025	72-55	W	29-59	.492	6-17	.353	8-12	.667	14	26	40	40.7	7	13	22	4	11	72	69.8	
at Rice	02/05/2025	78-67	W	26-46	.565	6-14	.429	20-22	.909	4	19	23	39.9	16	12	15	0	9	78	70.1	
Total		1543		578-1332	.434	136-411	.331	251-390	.644	254	624	878	39.9	335	318	401	86	175	1543	70.1	
Opponents		1398		526-1429	.368	124-461	.269	222-326	.681	302	549	851	38.7	364	300	371	89	199	1398	63.5	

Tulane Averages

Games Played	Points/ game	FG Pct	3FG Pct	FT Pct	Rebounds/ game	Assists/ game	Turnovers/ game	Assist/Turnover ratio	Steals/ game	Blocks/ game
22	70.1	43.4	33.1	64.4	39.9	14.5	18.2	0.8	8.0	3.9



2024-25 Tulane Women's Basketball
Team High/Low Analysis
All games

Page 1/4
as of Feb 08, 2025

Tulane - Game Highs

POINTS	91		at Fla. Atlantic (12/29/2024)
	89		Grambling (11/16/2024)
	83		vs Florida (N) (11/28/2024)
	79		at Charlotte (01/04/2025)
	78		at Rice (02/05/2025)
FIELD GOALS MADE	38		at Fla. Atlantic (12/29/2024)
	34		Grambling (11/16/2024)
FIELD GOAL ATTEMPTS	78		vs Northern Ariz. (N) (11/30/2024)
	74		Grambling (11/16/2024)
FIELD GOAL PERCENTAGE	.613	(38-62)	at Fla. Atlantic (12/29/2024)
	.565	(26-46)	at Rice (02/05/2025)
3 PT FG MADE	13		at Fla. Atlantic (12/29/2024)
	10		vs Florida (N) (11/28/2024)
	10		at LSU (11/20/2024)
	10		Grambling (11/16/2024)
3 PT FG ATTEMPTS	31		vs Florida (N) (11/28/2024)
	29		at LSU (11/20/2024)
3 PT FG PERCENTAGE	.619	(13-21)	at Fla. Atlantic (12/29/2024)
	.529	(9-17)	ULM (12/21/2024)
FREE THROWS MADE	20		at Rice (02/05/2025)
	18		at East Carolina (01/11/2025)
FREE THROW ATTEMPTS	29		Grambling (11/16/2024)
	26		at Wichita St. (01/15/2025)
FREE THROW PERCENTAGE	.909	(20-22)	at Rice (02/05/2025)
	.850	(17-20)	at Charlotte (01/04/2025)
REBOUNDS	52		at Wichita St. (01/15/2025)
	49		North Dakota St. (12/10/2024)
ASSISTS	24		at Fla. Atlantic (12/29/2024)
	24		Grambling (11/16/2024)
STEALS	15		Grambling (11/16/2024)
	13		Rice (01/01/2025)
	13		Jackson St. (11/24/2024)
BLOCKED SHOTS	9		Fla. Atlantic (01/29/2025)
	7		North Texas (01/08/2025)
	7		Grambling (11/16/2024)
TURNOVERS	27		Alabama A&M (12/20/2024)
	26		at Missouri (11/12/2024)
	26		Nicholls (11/07/2024)
FOULS	26		Grambling (11/16/2024)
	23		Nicholls (11/07/2024)



2024-25 Tulane Women's Basketball
Team High/Low Analysis
All games

Page 4/4
as of Feb 08, 2025

Opponent - Game Lows

POINTS	37		Jackson St. (11/24/2024)
	46		Alabama A&M (12/20/2024)
	46		Mercer (12/15/2024)
	52		Fla. Atlantic (01/29/2025)
	55		UAB (02/01/2025)
FIELD GOALS MADE	14		Jackson St. (11/24/2024)
	15		Alabama A&M (12/20/2024)
FIELD GOAL ATTEMPTS	54		Nicholls (11/07/2024)
	55		at Missouri (11/12/2024)
FIELD GOAL PERCENTAGE	.217	(15-69)	Alabama A&M (12/20/2024)
	.241	(14-58)	Jackson St. (11/24/2024)
3 PT FG MADE	2		Grambling (11/16/2024)
	3		Alabama A&M (12/20/2024)
	3		Mercer (12/15/2024)
	3		at LSU (11/20/2024)
3 PT FG ATTEMPTS	11		at Rice (02/05/2025)
	12		Mercer (12/15/2024)
3 PT FG PERCENTAGE	.105	(2-19)	Grambling (11/16/2024)
	.167	(3-18)	Alabama A&M (12/20/2024)
FREE THROWS MADE	2		UAB (02/01/2025)
	2		Fla. Atlantic (01/29/2025)
FREE THROW ATTEMPTS	5		Fla. Atlantic (01/29/2025)
	6		UAB (02/01/2025)
FREE THROW PERCENTAGE	.333	(2-6)	UAB (02/01/2025)
	.400	(2-5)	Fla. Atlantic (01/29/2025)
REBOUNDS	26		UAB (02/01/2025)
	26		Jackson St. (11/24/2024)
ASSISTS	6		Alabama A&M (12/20/2024)
	9		Grambling (11/16/2024)
STEALS	4		vs Northern Ariz. (N) (11/30/2024)
	5		vs Florida (N) (11/28/2024)
BLOCKED SHOTS	1		at Rice (02/05/2025)
	1		North Texas (01/08/2025)
TURNOVERS	6		Fla. Atlantic (01/29/2025)
	9		ULM (12/21/2024)
FOULS	9		Fla. Atlantic (01/29/2025)
	9		at Fla. Atlantic (12/29/2024)



2024-25 Tulane Women's Basketball
Player Highs Analysis
All games

Page 1/4
as of Feb 08, 2025

Tulane - Individual Game Highs

POINTS	28		Kyren Whittington vs UAB (02/01/2025)
	26		Amira Mabry at Fla. Atlantic (12/29/2024)
	25		Sherese Pittman at Rice (02/05/2025)
	24		Kyren Whittington at LSU (11/20/2024)
	23		Kyren Whittington vs Northern Ariz. (N) (11/30/2024)
FIELD GOALS MADE	12		Amira Mabry at Fla. Atlantic (12/29/2024)
	11		Kyren Whittington vs UAB (02/01/2025)
FIELD GOAL ATTEMPTS	25		Kyren Whittington vs Northern Ariz. (N) (11/30/2024)
	21		Sherese Pittman vs North Dakota St. (12/10/2024)
FIELD GOAL PERCENTAGE (min 5 made)	1.000	(7-7)	Amira Mabry vs Grambling (11/16/2024)
	1.000	(5-5)	Dyllan Hanna vs Florida (N) (11/28/2024)
3 PT FG MADE	7		Victoria Keenan at LSU (11/20/2024)
	6		Victoria Keenan at Charlotte (01/04/2025)
	6		Victoria Keenan vs Florida (N) (11/28/2024)
	6		Victoria Keenan vs Grambling (11/16/2024)
3 PT FG ATTEMPTS	12		Victoria Keenan vs Memphis (01/18/2025)
	11		Victoria Keenan vs Florida (N) (11/28/2024)
	11		Victoria Keenan at LSU (11/20/2024)
3 PT FG PERCENTAGE (min 2 made)	1.000	(4-4)	Sadie Shores at Fla. Atlantic (12/29/2024)
	1.000	(2-2)	Kendall Sneed vs Rice (01/01/2025)
	1.000	(2-2)	Sadie Shores vs ULM (12/21/2024)
	1.000	(2-2)	Victoria Keenan vs Mercer (12/15/2024)
FREE THROWS MADE	9		Sherese Pittman at Rice (02/05/2025)
	9		Sherese Pittman vs Nicholls (11/07/2024)
FREE THROW ATTEMPTS	12		Sherese Pittman vs Nicholls (11/07/2024)
	10		Sherese Pittman at Rice (02/05/2025)
	10		Kendall Sneed vs ULM (12/21/2024)
FREE THROW PERCENTAGE (min 3 made)	1.000	(6-6)	Kendall Sneed at Rice (02/05/2025)
	1.000	(6-6)	Sherese Pittman at East Carolina (01/11/2025)
	1.000	(6-6)	Kendall Sneed vs North Dakota St. (12/10/2024)
	1.000	(5-5)	Amira Mabry at Charlotte (01/04/2025)
	1.000	(5-5)	Kendall Sneed vs Rice (01/01/2025)
	1.000	(5-5)	Kendall Sneed at Missouri (11/12/2024)
	1.000	(4-4)	Kendall Sneed at Temple (01/25/2025)
	1.000	(4-4)	Sherese Pittman at Charlotte (01/04/2025)
	1.000	(4-4)	Kendall Sneed vs Mercer (12/15/2024)
	1.000	(3-3)	Victoria Keenan vs Jackson St. (11/24/2024)
REBOUNDS	13		Dyllan Hanna vs UAB (02/01/2025)
	13		Amira Mabry at Wichita St. (01/15/2025)
	13		Dyllan Hanna vs Nicholls (11/07/2024)
ASSISTS	11		Kendall Sneed vs Florida (N) (11/28/2024)
	8		Kyren Whittington at Charlotte (01/04/2025)
STEALS	6		Sherese Pittman vs Grambling (11/16/2024)
	5		Kendall Sneed vs UAB (02/01/2025)
BLOCKED SHOTS	5		Kendall Sneed vs Fla. Atlantic (01/29/2025)
	5		Dyllan Hanna vs North Texas (01/08/2025)
	5		Dyllan Hanna at LSU (11/20/2024)
TURNOVERS	7		Sherese Pittman vs Memphis (01/18/2025)
	7		Kendall Sneed at Charlotte (01/04/2025)
	7		Kendall Sneed vs Alabama A&M (12/20/2024)
	7		Kendall Sneed vs North Dakota St. (12/10/2024)
	7		Kendall Sneed vs Grambling (11/16/2024)



2024-25 Tulane Women's Basketball
Player Highs Analysis
All games

Page 2/4
as of Feb 08, 2025

Tulane - Individual Game Highs

FOULS	5	Dyllan Hanna at Wichita St. (01/15/2025)
	5	Sadie Shores at East Carolina (01/11/2025)
	5	Kendall Sneed vs Rice (01/01/2025)
	5	Kendall Sneed at LSU (11/20/2024)
	5	Sherese Pittman vs Nicholls (11/07/2024)