


# TULANE BASKETBALL


GAME 21

## TULANE (13-7, 6-3 AAC) vs. UAB (14-7, 5-4 AAC)

FEBRUARY 1, 2025 | 2:00 P.M. CT | NEW ORLEANS | AVRON B. FOGELMAN ARENA IN THE DEVLIN FIELDHOUSE



**TULANE GREEN WAVE**  
Head Coach: Ashley Langford  
Record at Tulane: 13-7 (1st year)  
Overall: 82-31 (4th year)  
NCAA Net Ranking: 114



**UAB BLAZERS**  
Head Coach: Randy Norton  
Record at UAB: 209-150 (12th year)  
Overall: Same  
NCAA Net Ranking: 152

### QUICK HITS

Tulane guard Victoria Keenan drilled five 3-pointers and Shereshe Pittman posted her fourth double-double of the season as the Green Wave cruised to a 68-52 win over visiting Florida Atlantic Wednesday evening inside Avron B. Fogelman Arena in the Devlin Fieldhouse.

Keenan missed just once from the perimeter in her 15-point effort, while Pittman posted 14 points, 10 rebounds and seven assists with just one turnover in 30 minutes of action. Kendall Sneed also had an impressive stat line (13 points, five rebounds, five assists, five blocks) and Amira Mabry added 11 points and eight caroms.

Stefanie Ingram led the Owls with 15 points and Jada Moore added nine rebounds and five assists.

The Green Wave used a 13-0 run in the second quarter to wrest control of the game, turning a 24-all affair into a 37-24 advantage with 1:22 left on the strength of three Keenan triples.

FAU could only pull within seven in the second half, connecting on only one of its 13 perimeter attempts.

The Green Wave made half of its 3-point shots (9-for-18) and controlled the glass (47-34) against the league's best rebounding team (FAU's 40.7 per game).

**REJECTIONS!:** Tulane registered nine blocked shots in the 68-52 win over Florida Atlantic on Wednesday. That was the most for the team in a conference game since also posting nine against Memphis on February 23, 2021 (72-52 Tulane victory).

**CRASHING THE GLASS:** The Green Wave leads the league in rebounds per game (40.75) and is 33rd nationally. The team is also second in the AAC in defensive caroms (29.0) per contest and 18th nationally.

**WHITTINGTON GETS TO 1500:** With 10 points in the win over Wichita State, Kyren Whittington landed right on 1,500 career points. She has 1,074 at Tulane and registered 450 during her freshman season at ULM in 2021-22.

**FTS AND FOULS:** Tulane has made as many or more free throws than the opposition in 13 games this season and has fouled as many or fewer times than its opponents on that same number of occasions (including six of the last seven games).

**KEENAN:** Victoria Keenan paces the league (and is fourth nationally) with a 48.8 percent clip from the perimeter. She is also eighth in the country with 3.05 3-pointers per contest and 13th with 61 total triples on the year.

**GETTING DEFENSIVE:** Tulane leads the American Athletic Conference in field goal percentage defense (36.1), a figure that is 20th nationally. Tulane also paces the conference in 3-point percentage defense (27.0) and is 31st nationally in that statistic.

**AWARD WINNERS:** The Green Wave has won the league's Freshman of the Week five times, three by Kendall Sneed (Nov. 25, Dec. 2, Dec. 23, Jan. 27). Sadie Shores (Dec. 30) collected it the other time.

Tulane has earned AAC Honorable Mention Player of the Week recognition seven times. Amira Mabry leads the way there with four (Dec. 23, Dec. 30, Jan. 6, Jan. 27), Shereshe Pittman twice (Nov. 18, Jan. 13) and Kyren Whittington on November 25.

## GREEN WAVE POTENTIAL STARTERS



**#0 Kyren WHITTINGTON**  
R-Senior » Guard

GP/GS.....20/19  
PPG.....11.2  
RPG.....3.3  
APG.....3.2  
SPG.....1.2



**#2 Victoria KEENAN**  
Grad » Guard

GP/GS.....20/19  
PPG.....10.7  
RPG.....4.7  
SPG.....1.6  
3PT%.....47.7%



**#9 Kendall SNEED**  
Freshman » Guard

GP/GS.....20/20  
PPG.....10.6  
RPG.....4.3  
APG.....4.1  
FT%.....68.2%



**#22 Shereshe PITTMAN**  
Senior » Forward

GP/GS.....20/20  
PPG.....12.9  
RPG.....7.2  
APG.....2.1  
SPG.....1.3



**#23 Amira MABRY**  
Junior » Forward

GP/GS.....20/20  
PPG.....12.7  
RPG.....6.3  
FG%.....55.3%  
FT%.....66.0%

## TULANE SCHEDULE/ RESULTS

13-7 (6-3 AAC)

DATE	OPPONENT	TIME
Nov. 7	vs. Nicholls	L, 63-65
Nov. 12	at Missouri	L, 52-60
Nov. 16	vs. Grambling State	W, 89-65
Nov. 20	at LSU	L, 74-85
Nov. 24	vs. Jackson State	W, 77-37
Nov. 28	at Florida	W, 83-81
Nov. 30	at NAU	L, 70-87
Dec. 10	vs. North Dakota State	W, 67-61
Dec. 15	vs. Mercer	W, 73-46
Dec. 20	vs. Alabama A&M	W, 53-46
Dec. 21	vs. ULM	W, 68-63
Dec. 29	at FAU*	W, 91-71
Jan. 1	vs. Rice*	L, 64-72
Jan. 4	at Charlotte*	W, 79-58
Jan. 8	vs. North Texas*	W, 65-62
Jan. 11	at ECU*	L, 64-75
Jan. 15	at Wichita State*	W, 66-62
Jan. 18	vs. Memphis*	L, 65-68
Jan. 22	vs. South Florida*	PPD
Jan. 25	at Temple*	W, 62-60
Jan. 29	vs. FAU*	W, 68-52
Feb. 1	vs. UAB*	2:00 p.m.
Feb. 5	at Rice*	7:00 p.m.
Feb. 9	at North Texas*	1:00 p.m.
Feb. 15	vs. Temple*	3:30 p.m.
Feb. 19	at Tulsa*	6:30 p.m.
Feb. 22	vs. Wichita State*	2:00 p.m.
Feb. 25	vs. UTSA*	6:30 p.m.
Mar. 1	at UAB*	6:00 p.m.
Mar. 8-12	American Championship+	

\* American Athletic Conference game + American Championship (Fort Worth, Texas)  
All times Central | Home games in **BOLD**

### Series vs. UAB

Tulane leads 23-11

\*Last meeting: UAB won 94-77 on February 7, 2024 in New Orleans.\*

### TULANE MEDIA RELATIONS:

JASON CORRIHER (jcorriher@tulane.edu) and MOLLY DONALDSON (mdonaldson@tulane.edu)

ESPN+: Jack Benjamin, Tiffany Aidoo

RADIO: Paul Boron (WRBH, 88.3 FM)

### ONLINE:

X/Instagram: @GreenWaveWBB



# 2024-25 ROSTER

## NUMERICAL

NO.	NAME	POS.	HT.	CL.	HOMETOWN/HIGH SCHOOL/PREVIOUS SCHOOL
0	Kyren Whittington	G	5-9	R-Sr.	Folsom, La. (Northlake Christian HS)
1	Kayla Hampton	G	5-9	Jr.	Bossier, La. (Airline HS)
2	Victoria Keenan	G	5-7	Gr.	Bethlehem, Pa. (Northampton HS)
3	Kianni Westbrook	F	6-3	Gr.	Augusta, Ga. (Burke County HS)
5	Jaylee Womack	G	5-10	R-So.	Springfield, La. (Ponchatoula HS)
7	Karma Wynn	G	5-4	Fr.	Birmingham, Al. (Pelham HS)
9	Kendall Sneed	G	5-8	Fr.	China, Tx. (Hardin-Jefferson HS)
11	Dyllan Hanna	F	6-2	Jr.	St. Augustine, Fl. (Bartram Trail HS)
12	Ana Baker	G	6-1	Fr.	Austin, Tx. (Vandegrift HS)
13	Sadie Shores	G	5-10	Fr.	Purcellville, Va. (Woodgrove HS)
22	Sherese Pittman	F	6-2	Sr.	Richmond, Va. (The Stewart School)
23	Amira Mabry	F	6-0	Jr.	Converse, Tx. (Judson HS)
24	Kierra Middleton	G	5-7	Sr.	Arlington, Tx. (Midlothian HS)
33	Lily Ba	F	6-3	So.	Overland Park, Ks. (Blue Valley West HS)

**HEAD COACH:** Ashley Langford, 1st year

**ASSISTANT COACH:** Rena Wakama, 1st year

**ASSISTANT COACH:** Darrick Gibbs, 1st year

**ASSISTANT COACH/RECRUITING COORDINATOR:** Joe Silvestri, 1st year

**ASSISTANT COACH/VIDEO COORDINATOR:** Shyan Mwai, 1st year

**ASSISTANT COACH/DIRECTOR OF PLAYER DEVELOPMENT:** Daishai Almond,  
1st year

**DIRECTOR OF BASKETBALL OPERATIONS:** Cherise Beynon, 1st year

## PRONUNCIATION GUIDE

2 Victoria Keenan	VEE KEEN-uhn
3 Kianni Westbrook	kee-AH-nee WO-mack
7 Karma Wynn	KAR-muh WIN
12 Ana Baker	ANN-uh BAKER
22 Sherese Pittman	Shuh-REES
23 Amira Mabry	Uh-MY-rah MAY-bree
24 Kierra Middleton	KEE KEE Middle-tuhn

## ALPHABETICAL

NO.	NAME	POS.	HT.	CL.	HOMETOWN/HIGH SCHOOL/PREVIOUS SCHOOL
33	Ba, Lily	F	6-3	So.	Overland Park, Ks. (Blue Valley West HS)
12	Baker, Ana	G	6-1	Fr.	Folsom, La. (Northlake Christian HS)
1	Hampton, Kayla	G	5-9	Jr.	Bossier, La. (Airline HS)
11	Hanna, Dyllan	F	6-2	Jr.	St. Augustine, Fl. (Bartram Trail HS)
2	Kennan, Victoria	G	5-7	Gr.	Bethlehem, Pa. (Northampton HS)
23	Mabry, Amira	F	6-0	Jr.	Converse, Tx. (Judson HS)
24	Middleton, Kierra	G	5-7	Sr.	Arlington, Tx. (Midlothian HS)
22	Pittman, Sherese	F	6-2	Sr.	Richmond, Va. (The Stewart School)
13	Shores, Sadie	G	5-10	Fr.	Purcellville, Va. (Woodgrove HS)
9	Sneed, Kendall	G	5-8	Fr.	China, Tx. (Hardin-Jefferson HS)
3	Westbrook, Kianni	F	6-3	Gr.	Augusta, Ga. (Burke County HS)
0	Whittington, Kyren	G	5-9	R-Sr.	Folsom, La. (Northlake Christian HS)
5	Womack, Jaylee	G	5-10	R-So.	Springfield, La. (Ponchatoula HS)
7	Wynn, Karma	G	5-4	Fr.	Birmingham, Al. (Pelham HS)





## STARTING LINEUPS

DATE	OPPONENT	RESULT	GUARD	GUARD	GUARD	FORWARD	FORWARD
Nov. 7	vs. Nicholls	L, 63-65	Hampton	Keenan	Sneed	Pittman	Mabry
Nov. 12	at Missouri	L, 52-60	Whittington	Keenan	Sneed	Pittman	Mabry
Nov. 16	vs. Grambling	W, 89-65	Whittington	Keenan	Sneed	Pittman	Mabry
Nov. 20	at LSU	L, 74-85	Whittington	Keenan	Sneed	Pittman	Mabry
Nov. 24	vs. Jackson State	W, 77-37	Whittington	Keenan	Sneed	Pittman	Mabry
Nov. 28	at Florida	W, 83-81	Whittington	Keenan	Sneed	Pittman	Mabry
Nov. 30	at NAU	L, 70-87	Whittington	Keenan	Sneed	Pittman	Mabry
Dec. 10	vs. North Dakota State	W, 67-61	Whittington	Keenan	Sneed	Pittman	Mabry
Dec. 15	vs. Mercer	W, 73-46	Whittington	Keenan	Sneed	Pittman	Mabry
Dec. 20	vs. Alabama A&M	W, 53-46	Whittington	Keenan	Sneed	Pittman	Mabry
Dec. 21	vs. ULM	W, 68-63	Whittington	Keenan	Sneed	Pittman	Mabry
Dec. 21	at Florida Atlantic*	W, 91-71	Whittington	Shores	Sneed	Pittman	Mabry
Jan. 1	vs. Rice*	L, 64-72	Whittington	Keenan	Sneed	Pittman	Mabry
Jan. 4	at Charlotte*	W, 79-58	Whittington	Keenan	Sneed	Pittman	Mabry
Jan. 8	vs. North Texas*	W, 65-62	Whittington	Keenan	Sneed	Pittman	Mabry
Jan. 11	at East Carolina*	L, 64-75	Whittington	Keenan	Sneed	Pittman	Mabry
Jan. 15	at Wichita State*	W, 66-62	Whittington	Keenan	Sneed	Pittman	Mabry
Jan. 18	vs. Memphis*	L, 65-68	Whittington	Keenan	Sneed	Pittman	Mabry
Jan. 22	vs. South Florida*	PPD					
Jan. 25	at Temple*	W, 62-60	Whittington	Keenan	Sneed	Pittman	Mabry
Jan. 29	vs. Florida Atlantic*	W, 68-52	Whittington	Keenan	Sneed	Pittman	Mabry
Feb. 1	vs. UAB*						
Feb. 5	at Rice*						
Feb. 9	at North Texas*						
Feb. 15	vs. Temple*						
Feb. 19	at Tulsa*						
Feb. 22	vs. Wichita*						
Feb. 25	vs. UTSA*						
Mar. 1	at UAB*						

## DOUBLES BY THE NUMBERS

**2024-25.....Double-Doubles**  
 4.....Sherese Pittman  
 3.....Amira Mabry  
 2.....Kendall Sneed  
 1.....Kyren Whittington

**2024-25.....Double-Figure Scoring**  
 15.....Sherese Pittman  
 12.....Amira Mabry  
 11.....Kyren Whittington  
 10.....Kendall Sneed  
 9.....Victoria Keenan  
 2.....Sadie Shores  
 1.....Dyllan Hanna

**2024-25.....Double-Digit Rebounds**  
 4.....Sherese Pittman  
 3.....Amira Mabry  
 1.....Kendall Sneed  
 1.....Dyllan Hanna  
 1.....Kyren Whittington  
 1.....Victoria Keenan

**2024-25.....Double-Digit Assists**  
 1.....Kendall Sneed





# ASHLEY LANGFORD

## HEAD COACH

### 1st Season (4th Overall) | Tulane, 2009

Ben Weiner Director of Athletics Chair David Harris named Tulane alum Ashley Langford ('09) head coach of the Tulane Women's Basketball program on April 2., 2024.

Langford is the Green Wave's seventh head coach and the first African American to lead the program.

"As a former member of the Green Wave's women's basketball program, Ashley understands the importance of success on and off the court," said Tulane President Michael A. Fitts. "Her commitment to both athletics and academics were central to her selection as our new head coach. We couldn't be more delighted to welcome her back to campus."

Before her coaching career began, Langford was a standout point guard for the Green Wave from 2005-09. She remains Tulane's career leader in assists (722), assists per game (6.0) and minutes per game (34.4) and ranks in the top 10 in ten of the program's career statistical categories.

"I want to thank President Fitts and David Harris for offering me the opportunity to come home," Langford said. "Tulane has always held a special place in my heart and I'm excited to give back to the University that helped shape me. My experience at Tulane ignited a passion for basketball that has carried me to this moment."

"Taking over for Coach (Lisa) Stockton, MY coach, is surreal. It brings me full circle. To all the Tulanians, I plan to make you proud. Now, let's get to work."

Langford was Conference USA's Scholar-Athlete of the Year as a senior in addition to being a three-time All-Conference selection. She was also a member of C-USA's All-Freshman Team in 2006, earning Freshman All-America honors by the Women's Basketball News Service. She scored 1,047 points during her collegiate career and was inducted into the school's athletics Hall of Fame in 2018.

"We are very excited that Ashley has returned to Tulane University to lead our women's basketball program," said Harris. "She was at the top of a very talented list of coaches that we were interested in talking to from the very beginning. Her familiarity with what it takes to be successful here, and the success she has enjoyed as a student-athlete, assistant coach and head coach, is confirmation that she is the right choice. I look forward to working with her for many years to come as we seek to build a championship caliber program. Please join us in welcoming Ashley back to Uptown!"

Langford returns to Uptown from Stony Brook University where she led the Seawolves to an impressive 69-24 record over three seasons, including a 36-6 home mark. Her winning percentage (.741) was the highest in the program's history. During the 2023-24 season, Stony Brook went 28-5 and advanced to the second round of the Women's Basketball Invitation Tournament after capturing the Coastal Athletic Association regular season title with a 16-2 record. At season's end, Langford was bestowed the conference's Coach of the Year honor, receiving that acclaim alongside Gigi Gonzalez, who was named the league's Player of the year. The duo became the first Seawolves to collect the league's major awards.

Earlier during the 2024 season, Langford became the fastest coach in program history to reach 50 wins and was one of 10 coaches in the nation to be selected for the mid-season

watch list for the 2024 Kathy Delaney-Smith Mid-Major Coach of the Year Award.

In March 2024, Langford was also selected for the annual Advancement of Black in Sports (ABIS) Basketball Coaches Watch List for the third time in her career. ABIS showcases the standout Black men's and women's head, associate and assistant coaches across the NCAA. This year's roster includes 29 head coaches and 49 promising associate and assistant coaches hailing from mid-level and major NCAA basketball programs.

Last summer, she was also invited to the inaugural Women's Coaching Development Seminar hosted by the WNBA, NBA and G League.

This season's postseason appearance was Stony Brook's second in the last three seasons as Langford also guided the program to an at-large berth in the WNIT during her first season on campus, following a 23-6 season with 14-4 mark in league play. Those 23 victories were the most by a first-year head coach in program history.

Under coach Langford, the Seawolves maintained a 3.14 GPA or better over her (three) seasons and the team earned WBCA Academic Top 25 Special Mention following the 2021-22 season.

Over the course of her coaching career, she has coached two WNBA Draft picks, 11 players playing professionally overseas, one Olympian, and four players competing for the Puerto Rican National Team. She has also recruited and coached 22 All-Conference selections, two Players of the Year, two Rookies of the Year, one two-time Defensive Player of the Year.

Before Stony Brook, Langford spent four seasons at James Madison. Prior to the 2020-21 season at JMU, Langford was elevated from assistant coach to associate head coach. While at JMU, Langford helped lead a team that produced a 91-31 overall and 58-11 conference record as well as three CAA regular season titles.

She also has served as an assistant coach at Old Dominion, Navy, Bucknell, and Denver.

Langford earned a bachelor's degree in management and marketing from Tulane in 2009 and an MBA from Auburn in 2011.





# THE LANGFORD FILE...

### Personal

Age: 37 (March 13, 1987)  
Hometown: Harrisburg, Pennsylvania

### Education

Bachelor's: Tulane, 2009  
Master's: Auburn, 2011

### Playing Experience

College: Tulane (2005-09)  
Tulane Hall of Famer  
3x CUSA All-Conference  
All-American  
Tulane's Career Assist Leader  
1,000 Point Club at Tulane

### Year-by-Year Head-Coaching Record

Year	Team	Rec.	Conf. Rec.
2021-22	<i>Stony Brook</i>	23-6	14-4
2022-23	<i>Stony Brook</i>	18-3	11-7
2023-24	<i>Stony Brook</i>	28-5	16-2
2024-25	<i>Tulane</i>	13-7	6-3
<b>Total</b>	<b>Stony Brook</b>	<b>69-24</b>	<b>41-13</b>
<b>Total</b>	<b>Tulane</b>	<b>13-7</b>	<b>6-3</b>
	<b>Overall</b>	<b>82-31</b>	<b>47-16</b>

### 2024 CAA Coach of the Year

4 CAA Regular Season Championships

22 All-Conference Players

2 Rookies of the Year

2 Defensive Players of the Year

2 Players of the Year

2 WNBA Draft Choices

1 Olympian





# TELEVISION/RADIO SPOT CHART



**#0 KYREN WHITTINGTON**  
R-SR. // G // 5-9  
Folsom, Louisiana



**#1 KAYLA HAMPTON**  
JR. // G // 5-9  
Bossier, Illinois



**#2 VICTORIA KEENAN**  
GR. // G // 5-7  
Bethlehem, Pennsylvania



**#3 KIANNI WESTBROOK**  
GR. // F // 6-3  
Augusta, Georgia



**#5 JAYLEE WOMACK**  
R-SO. // G // 5-10  
Springfield, Louisiana



**#7 KARMA WYNN**  
FR. // G // 5-4  
Birmingham, Alabama



**#9 KENDALL SNEED**  
FR. // G // 5-8  
China, Texas



**#11 DYLLAN HANNA**  
JR. // F // 6-2  
St. Augustine, Florida



**#12 ANA BAKER**  
FR. // G // 6-1  
Austin, Texas



**#13 SADE SHORES**  
FR. // F // 5-10  
Purcellville, Virginia



**#22 SHERESE PITTMAN**  
SR. // F // 6-2  
Richmond, Virginia



**#23 AMIRA MABRY**  
JR. // F // 6-0  
Converse, Texas



**#24 KIERRA MIDDLETON**  
SR. // G // 5-7  
Arlington, Texas



**#33 LILY BA**  
SO. // F // 6-3  
Overland Park, Kansas



**ASHLEY LANGFORD**  
Head Coach




**DARRICK GIBBS**  
Assistant Coach



**JOE SILVESTRI**  
Assistant Coach



**RENA WAKAMA**  
Assistant Coach



**SHYAN MWAI**  
Assistant Coach



**DAISHAI ALMOND**  
Assistant Coach



## LAST TIME

Tulane scored 100 points or more	Dec. 7, 2022 at Troy (Tulane 103, Troy 100 [20T])
Tulane scored 90 points or more	Dec. 29, 2024 at Florida Atlantic (Tulane 91, FAU 71)
Tulane scored 50 points or fewer	Jan. 28, 2024 vs. Temple (Temple 68, Tulane 50)
Tulane scored 40 points or fewer	Jan. 29, 2023 at Houston (Houston 82, Tulane 36)
Tulane gave up 100 points or more	Dec. 7, 2022 at Troy (Tulane 103, Troy 100 [20T])
Tulane gave up 90 points or more	Feb. 7, 2024 vs. Tulane (UAB 94, Tulane 77)
Tulane gave up 30 points or fewer	Dec. 28, 2022 vs. Tougaloo College (Tulane 81, Tougaloo College 30)
Tulane gave up 40 points or fewer	Nov. 24, 2024 vs. Jackson State (Tulane 77, Jackson State 37)
Tulane won by 40+ points	Nov. 24, 2024 vs. Jackson State (Tulane 77, Jackson State 37)
Tulane won by 50+ points	Dec. 28, 2022 vs. Tougaloo College (Tulane 81, Tougaloo College 30)
Tulane won an overtime game	Dec. 7, 2022 at Troy (Tulane 103, Troy 100 [20T])
Tulane lost an overtime game	Feb. 10, 2024 at Memphis (Memphis 80, Tulane 79 [OT])
Tulane lost a triple overtime game	March 10, 2024 vs. Temple (Temple 76, Tulane 72 [3OT])
Tulane made 10 or more 3-pointers	Dec. 29, 2024, 13 at FAU (Tulane 91, FAU 71)
A Tulane opponent made 10 or more 3-pointers	Jan. 18, 2025, 10 vs. Memphis (Memphis 68, Tulane 65)
A Tulane player scored 30+ points	March 10, 2024, Kyren Whittington, 31, vs. Temple (Temple 76, Tulane 72 [3OT])
A Tulane player scored 40+ points	Jan. 3, 1990, Carmen Jones, 43, vs. Alabama (Alabama 71, Tulane 63)
An opposing player scored 30+ points	Jan. 6, 2024, Romi Levy, 32, vs. South Florida (USF 70, Tulane 63)
A Tulane player had a triple-double	Dec. 8, 2021 vs. Troy, Moon Ursin 18 p, 13 r, 10 a (Tulane 91, Troy 84)
An opposing player had a triple-double	Feb. 14, 2008, Valeriya Berezhyńska, Rice, 14 p, 12 r, 10 a (Rice 78, Tulane 73)
No Green Wave scored double figures	Jan. 29, 2023 at Houston (Houston 82, Tulane 36)
No opposing player scored double figures	Dec. 20, 2024 vs. Alabama A&M (Tulane 53, Alabama A&M 46)
Two Green Wave players had a double-double in the same game	Feb. 12, 2023 at Tulsa, Marta Galic 17 p, 10 r, Irina Parau 10 p, 11 r (Tulane 69, Tulsa 67)
A Green Wave player had 15+ rebounds	Feb. 23, 2022, Krystal Freeman, 15 vs. SMU (Tulane 67, SMU 58)
A Green Wave player had 20+ rebounds	Jan. 5, 2019, Krystal Freeman, 20 vs. ECU (Tulane 68, ECU 57)
A Green Wave player had 25+ rebounds	Never
An opposing player had 15+ rebounds	Dec. 21, 2024, Sakyia White, ULM, 16 vs. Tulane (Tulane 68, ULM 63)
An opposing player had 20+ rebounds	Feb. 9, 2016, Alisia Jenkins, South Florida, 20 vs. Tulane (#22/20 USF 77, Tulane 65)
An opposing player had 25+ rebounds	Never
A Green Wave player had 5+ blocks	Jan. 29, 2025, Kendall Sneed, 5 vs. Florida Atlantic (Tulane 68, FAU 52)
A Green Wave player had 5+ steals	Nov. 16, 2024, Sherese Pittman, 6 vs. Grambling (Tulane 89, Grambling 65)
A Green Wave player had 10+ assists	Nov. 28, 2024, Kendall Sneed, 11 vs. Florida (Tulane 83, Florida 81)
A Green Wave player had 15+ assists	Nov. 12, 2016, Leslie Vorpahl, 15 vs. Grambling (Tulane 79, Grambling 56)
A Green Wave opponent had 10+ assists	Feb. 7, 2024, Denim Deshields, UAB, 12 vs. Tulane (UAB 94, Tulane 77)
A Green Wave opponent had 15+ assists	Dec. 20, 2023 Jaiyah Harris-Smith, 15 Little Rock, 15 vs. Tulane (Tulane 66, Little Rock 57)
A Green Wave player made 5+ 3-pointers	Jan. 29, 2025, Victoria Keenan, 5 vs. Florida Atlantic (Tulane 68, Florida Atlantic 52)
A Green Wave player made 8+ 3-pointers	Jan. 13, 2024, Hannah Pratt, 8 vs. ECU (Tulane 81, ECU 55)
A Green Wave player made 10+ 3-pointers	Never
An opposing player made 5+ threes	Jan. 25, 2025, Tarryonna Gary, Temple, 5 vs. Tulane (Tulane 62, Temple 60)
An opposing player made 8+ threes	Feb. 7, 2024, Maddie Walsh, UAB, 8 vs. Tulane (UAB 94, Tulane 77)
Tulane shot 60 pct. FG or better	Dec. 29, 2024, .613 (38-62) vs. FAU (Tulane 91, FAU 71)
Tulane shot 30 pct. FG or lower	Jan. 29, 2023, .283 (15-53) at Houston (Houston 82, Tulane 36)
An opponent shot 60 pct. FG or better	Feb. 21, 2018, .667 (36-54) vs. UConn (UConn 91, Tulane 47)
An opponent shot 30 pct. FG or lower	Dec. 20, 2024, .217 (15-69) vs. Alabama A&M (Tulane 53, Alabama A&M 46)
An opponent shot 25 pct. FG or lower	Dec. 20, 2024, .217 (15-69) vs. Alabama A&M (Tulane 53, Alabama A&M 46)
An opponent shot 20 pct. FG or lower	Dec. 28, 2022, .156 (10-64) vs. Tougaloo College (Tulane 81, Tougaloo College 30)
Tulane forced 30 or more turnovers	Nov. 16, 2014, 31, vs. Grambling (Tulane 89, Grambling 65)
Tulane committed 30 or more turnovers	Feb. 29, 2020, 34 at ECU (ECU 53, Tulane 50)
Tulane had 20 or more steals	Nov. 14, 2014, 21 vs. Mississippi Valley State (Tulane 87, MVSU 47)
A Tulane opponent had 20 or more steals	Jan. 22, 2017, 20 at UConn (No. 1 UConn 100, Tulane 56)
Tulane blocked 10 or more shots	Dec. 6, 2023, 10 vs. UNO (Tulane 90, UNO 63)
A Tulane opponent blocked 10 or more shots	Jan. 11, 2025, 10 at ECU (ECU 75, Tulane 64)
Tulane won 5+ games in a row	Dec. 10, 2024-Dec. 29, 2024, 5-game streak
Tulane won 10+ games in a row	Jan. 12, 2007-Feb. 15, 2007, 10-game streak
Tulane lost 5+ games in a row	Feb. 7, 2024 - Feb. 24, 2024, 8-game streak
Tulane lost 7+ games in a row	Feb. 7, 2024-March 2, 2024, 8-game streak
Tulane lost 10+ games in a row	Jan. 5, 1991-Feb. 2, 1991, 11-game streak
Tulane lost 12+ games in a row	Jan. 3, 1990-Feb. 24, 1990, 12-game streak
Tulane won 5+ in a row at home	Nov. 16-Dec 21, 2024, 5-game streak
Tulane won 8+ in a row at home	Jan. 19-March 17, 2022, 8-game streak
Tulane won 10+ in a row at home	Feb. 14 - Dec. 28, 2016, 11-game streak
Tulane won 15+ in a row at home	Dec. 27, 1997-Jan. 14, 1999, 17-game streak
Tulane lost 5+ in a row at home	Jan. 27-Feb. 22, 1990, 5-game streak
Tulane lost 10+ in a row at home	Never
Tulane lost 5+ in a row away from home	Nov. 24, 2023-Jan. 24, 2024, 7-game streak
Tulane lost 10+ in a row away from home	Nov. 25, 1996-Jan. 26, 1997, 10-game streak



**2024-25 Tulane Women's Basketball  
Season/Career Statistics  
All games**

**Summary**

Player	Season Statistics										Career Statistics									
	GP-GS	MIN/G	FG%	3FG%	FT%	R/G	A/G	STL	BLK	PTS/G	GP-GS	MIN/G	FG%	3FG%	FT%	R/G	A/G	STL	BLK	PTS/G
BA, Lily	11-0	5.3	.556	.000	.333	0.4	0.1	0	3	1.0	27-0	4.1	.316	.167	.400	0.4	0.0	1	4	0.6
HAMPTON, Kayla	18-1	6.4	.297	.200	.625	1.1	0.3	5	1	1.7	40-1	4.9	.328	.233	.667	0.9	0.3	9	2	1.4
HANNA, Dyllan	17-0	21.8	.655	.000	.222	6.1	0.9	13	28	4.8	73-23	19.1	.629	.000	.299	4.6	0.4	30	56	4.2
KEENAN, Victoria	20-19	33.4	.477	.488	.550	4.7	1.5	32	1	10.7	94-23	18.7	.433	.435	.618	2.5	0.8	89	4	6.6
MABRY, Amira	20-20	26.6	.553	.286	.660	6.3	0.7	16	7	12.7	77-40	22.8	.549	.306	.703	4.9	0.5	40	22	9.1
MIDDLETON, Kierra	8-0	9.8	.118	.143	.500	1.3	0.4	0	0	0.9	45-3	10.8	.335	.270	.630	1.7	0.5	19	1	3.4
PITTMAN, Sherese	20-20	31.4	.386	.139	.731	7.2	2.1	25	16	12.9	92-79	26.9	.441	.203	.758	6.7	1.5	86	75	11.3
SHORES, Sadie	20-1	24.0	.301	.325	.548	3.4	1.8	10	7	4.9	20-1	24.0	.301	.325	.548	3.4	1.8	10	7	4.9
SNEED, Kendall	20-20	27.3	.422	.214	.682	4.3	4.1	29	12	10.6	20-20	27.3	.422	.214	.682	4.3	4.1	29	12	10.6
WESTBROOK, Kianni	8-0	3.0	.000	.000	.750	1.0	0.1	0	0	0.4	75-33	14.3	.497	.167	.652	3.7	0.3	45	48	4.6
WHITTINGTON, Kyren	20-19	24.3	.394	.282	.659	3.3	3.2	24	7	11.2	114-97	26.4	.440	.318	.751	3.3	2.0	183	29	13.4
WOMACK, Jaylee	5-0	3.7	.000	.000	.500	0.0	0.4	1	0	0.2	25-0	5.6	.333	.263	.750	0.3	0.2	4	2	1.4

**Scoring**

Player	Season Statistics								Career Statistics							
	FG-FGA	FG%	3FG-3FGA	3FG%	FT-FTA	FT%	PTS	PTS/G	FG-FGA	FG%	3FG-3FGA	3FG%	FT-FTA	FT%	PTS	PTS/G
BA, Lily	5-9	.556	0-0	.000	1-3	.333	11	1.0	6-19	.316	1-6	.167	2-5	.400	15	0.6
HAMPTON, Kayla	11-37	.297	4-20	.200	5-8	.625	31	1.7	20-61	.328	7-30	.233	8-12	.667	55	1.4
HANNA, Dyllan	38-58	.655	0-0	.000	6-27	.222	82	4.8	132-210	.629	0-0	.000	41-137	.299	305	4.2
KEENAN, Victoria	71-149	.477	61-125	.488	11-20	.550	214	10.7	209-483	.433	177-407	.435	21-34	.618	616	6.6
MABRY, Amira	104-188	.553	12-42	.286	33-50	.660	253	12.7	278-506	.549	33-108	.306	111-158	.703	700	9.1
MIDDLETON, Kierra	2-17	.118	1-7	.143	2-4	.500	7	0.9	57-170	.335	24-89	.270	17-27	.630	155	3.4
PITTMAN, Sherese	98-254	.386	5-36	.139	57-78	.731	258	12.9	380-861	.441	26-128	.203	251-331	.758	1037	11.3
SHORES, Sadie	34-113	.301	13-40	.325	17-31	.548	98	4.9	34-113	.301	13-40	.325	17-31	.548	98	4.9
SNEED, Kendall	73-173	.422	6-28	.214	60-88	.682	212	10.6	73-173	.422	6-28	.214	60-88	.682	212	10.6
WESTBROOK, Kianni	0-4	.000	0-2	.000	3-4	.750	3	0.4	149-300	.497	1-6	.167	45-69	.652	344	4.6
WHITTINGTON, Kyren	87-221	.394	22-78	.282	27-41	.659	223	11.2	564-1282	.440	121-380	.318	275-366	.751	1524	13.4
WOMACK, Jaylee	0-4	.000	0-2	.000	1-2	.500	1	0.2	14-42	.333	5-19	.263	3-4	.750	36	1.4

**Totals**

Player	Season Statistics									Career Statistics								
	O-REB	D-REB	TOTAL	PF	FO	A	TO	A/TO		O-REB	D-REB	TOTAL	PF	FO	A	TO	A/TO	
BA, Lily	0	4	4	12	0	1	4	0.3		1	10	11	23	0	1	11	0.1	
HAMPTON, Kayla	6	14	20	15	0	6	14	0.4		11	23	34	24	0	12	28	0.4	
HANNA, Dyllan	35	68	103	40	1	16	17	0.9		144	190	334	161	5	31	77	0.4	
KEENAN, Victoria	17	76	93	22	0	29	37	0.8		43	189	232	79	0	74	96	0.8	
MABRY, Amira	43	82	125	43	0	13	37	0.4		121	259	380	115	0	40	100	0.4	
MIDDLETON, Kierra	4	6	10	4	0	3	5	0.6		31	47	78	36	0	22	35	0.6	
PITTMAN, Sherese	40	104	144	45	1	41	54	0.8		211	405	616	179	5	138	163	0.8	
SHORES, Sadie	17	50	67	43	1	36	48	0.8		17	50	67	43	1	36	48	0.8	
SNEED, Kendall	5	81	86	47	2	82	88	0.9		5	81	86	47	2	82	88	0.9	
WESTBROOK, Kianni	2	6	8	1	0	1	4	0.3		105	172	277	125	1	25	95	0.3	
WHITTINGTON, Kyren	19	47	66	39	0	63	47	1.3		132	243	375	237	2	227	310	0.7	
WOMACK, Jaylee	0	0	0	1	0	2	0	0.0		5	3	8	9	0	6	13	0.5	



**2024-25 Tulane Women's Basketball  
Team Overall Conference  
All games**

**Summary**

Player	Overall Statistics										Conference Statistics									
	GP-GS	MIN/G	FG%	3FG%	FT%	R/G	A/G	STL	BLK	PTS/G	GP-GS	MIN/G	FG%	3FG%	FT%	R/G	A/G	STL	BLK	PTS/G
PITTMAN, Sherese	20-20	31.4	.386	.139	.731	7.2	2.1	25	16	12.9	9-9	33.6	.412	.071	.880	7.6	2.6	9	5	13.0
MABRY, Amira	20-20	26.6	.553	.286	.660	6.3	0.7	16	7	12.7	9-9	27.7	.577	.304	.722	7.4	0.7	10	4	15.6
WHITTINGTON, Kyren	20-19	24.3	.394	.282	.659	3.3	3.2	24	7	11.2	9-9	26.6	.390	.265	.684	2.9	3.7	12	2	9.6
KEENAN, Victoria	20-19	33.4	.477	.488	.550	4.7	1.5	32	1	10.7	9-8	33.8	.485	.474	.250	4.9	1.6	15	1	10.2
SNEED, Kendall	20-20	27.3	.422	.214	.682	4.3	4.1	29	12	10.6	9-9	26.4	.373	.333	.611	3.6	3.8	11	8	9.8
SHORES, Sadie	20-1	24.0	.301	.325	.548	3.4	1.8	10	7	4.9	9-1	27.9	.333	.350	.565	3.2	1.7	6	3	6.4
HANNA, Dyllan	17-0	21.8	.655	.000	.222	6.1	0.9	13	28	4.8	7-0	19.4	.737	.000	.300	4.6	1.3	7	11	4.4
HAMPTON, Kayla	18-1	6.4	.297	.200	.625	1.1	0.3	5	1	1.7	9-0	4.6	.154	.143	.500	1.0	0.3	1	0	0.7
BA, Lily	11-0	5.3	.556	.000	.333	0.4	0.1	0	3	1.0	4-0	7.1	.500	.000	.000	0.5	0.3	0	1	1.0
MIDDLETON, Kierra	8-0	9.8	.118	.143	.500	1.3	0.4	0	0	0.9	1-0	2.0	.000	.000	.000	0.0	0.0	0	0	0.0
WESTBROOK, Kianni	8-0	3.0	.000	.000	.750	1.0	0.1	0	0	0.4	3-0	1.6	.000	.000	1.000	0.0	0.0	0	0	0.7
WOMACK, Jaylee	5-0	3.7	.000	.000	.500	0.0	0.4	1	0	0.2	2-0	1.4	.000	.000	.000	0.0	0.0	0	0	0.0
<b>Totals</b>	<b>20</b>		<b>.426</b>	<b>.326</b>	<b>.626</b>	<b>40.8</b>	<b>14.7</b>	<b>155</b>	<b>82</b>	<b>69.7</b>	<b>9</b>		<b>.441</b>	<b>.335</b>	<b>.647</b>	<b>38.9</b>	<b>15.3</b>	<b>71</b>	<b>35</b>	<b>69.3</b>
<b>Opponent</b>	<b>20</b>		<b>.361</b>	<b>.270</b>	<b>.694</b>	<b>39.7</b>	<b>13.9</b>	<b>182</b>	<b>84</b>	<b>63.8</b>	<b>9</b>		<b>.359</b>	<b>.289</b>	<b>.713</b>	<b>39.1</b>	<b>14.8</b>	<b>76</b>	<b>34</b>	<b>64.4</b>

**Scoring**

Player	Overall Statistics										Conference Statistics							
	FG-FGA	FG%	3FG-3FGA	3FG%	FT-FTA	FT%	PTS	PTS/G	FG-FGA	FG%	3FG-3FGA	3FG%	FT-FTA	FT%	PTS	PTS/G		
PITTMAN, Sherese	98-254	.386	5-36	.139	57-78	.731	258	12.9	47-114	.412	1-14	.071	22-25	.880	117	13.0		
MABRY, Amira	104-188	.553	12-42	.286	33-50	.660	253	12.7	60-104	.577	7-23	.304	13-18	.722	140	15.6		
WHITTINGTON, Kyren	87-221	.394	22-78	.282	27-41	.659	223	11.2	32-82	.390	9-34	.265	13-19	.684	86	9.6		
KEENAN, Victoria	71-149	.477	61-125	.488	11-20	.550	214	10.7	32-66	.485	27-57	.474	1-4	.250	92	10.2		
SNEED, Kendall	73-173	.422	6-28	.214	60-88	.682	212	10.6	31-83	.373	4-12	.333	22-36	.611	88	9.8		
SHORES, Sadie	34-113	.301	13-40	.325	17-31	.548	98	4.9	19-57	.333	7-20	.350	13-23	.565	58	6.4		
HANNA, Dyllan	38-58	.655	0-0	.000	6-27	.222	82	4.8	14-19	.737	0-0	.000	3-10	.300	31	4.4		
HAMPTON, Kayla	11-37	.297	4-20	.200	5-8	.625	31	1.7	2-13	.154	1-7	.143	1-2	.500	6	0.7		
BA, Lily	5-9	.556	0-0	.000	1-3	.333	11	1.0	2-4	.500	0-0	.000	0-0	.000	4	1.0		
MIDDLETON, Kierra	2-17	.118	1-7	.143	2-4	.500	7	0.9	0-0	.000	0-0	.000	0-0	.000	0	0.0		
WESTBROOK, Kianni	0-4	.000	0-2	.000	3-4	.750	3	0.4	0-0	.000	0-0	.000	2-2	1.000	2	0.7		
WOMACK, Jaylee	0-4	.000	0-2	.000	1-2	.500	1	0.2	0-0	.000	0-0	.000	0-0	.000	0	0.0		
<b>Totals</b>	<b>523-1227</b>	<b>.426</b>	<b>124-380</b>	<b>.326</b>	<b>223-356</b>	<b>.626</b>	<b>1393</b>	<b>69.7</b>	<b>239-542</b>	<b>.441</b>	<b>56-167</b>	<b>.335</b>	<b>90-139</b>	<b>.647</b>	<b>624</b>	<b>69.3</b>		
<b>Opponent</b>	<b>475-1314</b>	<b>.361</b>	<b>115-426</b>	<b>.270</b>	<b>211-304</b>	<b>.694</b>	<b>1276</b>	<b>63.8</b>	<b>211-587</b>	<b>.359</b>	<b>61-211</b>	<b>.289</b>	<b>97-136</b>	<b>.713</b>	<b>580</b>	<b>64.4</b>		

**Totals**

Player	Overall Statistics										Conference Statistics									
	O-REB	D-REB	TOTAL	PF	FO	A	TO	A/TO	HI	PTS	O-REB	D-REB	TOTAL	PF	FO	A	TO	A/TO	HI	PTS
PITTMAN, Sherese	40	104	144	45	1	41	54	0.8	22	22	16	52	68	19	0	23	27	0.9	20	20
MABRY, Amira	43	82	125	43	0	13	37	0.4	26	26	22	45	67	19	0	6	16	0.4	26	26
WHITTINGTON, Kyren	19	47	66	39	0	63	47	1.3	24	24	4	22	26	17	0	33	23	1.4	15	15
KEENAN, Victoria	17	76	93	22	0	29	37	0.8	21	21	8	36	44	7	0	14	19	0.7	20	20
SNEED, Kendall	5	81	86	47	2	82	88	0.9	22	22	1	31	32	23	1	34	35	1.0	17	17
SHORES, Sadie	17	50	67	43	1	36	48	0.8	16	16	9	20	29	20	1	15	16	0.9	16	16
HANNA, Dyllan	35	68	103	40	1	16	17	0.9	10	10	7	25	32	16	1	9	3	3.0	9	9
HAMPTON, Kayla	6	14	20	15	0	6	14	0.4	7	7	3	6	9	6	0	3	5	0.6	3	3
BA, Lily	0	4	4	12	0	1	4	0.3	7	7	0	2	2	9	0	1	3	0.3	4	4
MIDDLETON, Kierra	4	6	10	4	0	3	5	0.6	4	4	0	0	0	0	0	0	0	0.0	0	0
WESTBROOK, Kianni	2	6	8	1	0	1	4	0.3	2	2	0	0	0	0	0	0	1	0.0	2	2
WOMACK, Jaylee	0	0	0	1	0	2	0	2.0	1	1	0	0	0	0	0	0	0	0.0	0	0
<b>Totals</b>	<b>236</b>	<b>579</b>	<b>815</b>	<b>312</b>	<b>5</b>	<b>293</b>	<b>364</b>	<b>0.8</b>	<b>91</b>	<b>91</b>	<b>93</b>	<b>257</b>	<b>350</b>	<b>136</b>	<b>3</b>	<b>138</b>	<b>152</b>	<b>0.9</b>	<b>91</b>	<b>91</b>
<b>Opponent</b>	<b>278</b>	<b>515</b>	<b>793</b>	<b>332</b>	<b>4</b>	<b>277</b>	<b>335</b>	<b>0.8</b>	<b>87</b>	<b>87</b>	<b>127</b>	<b>225</b>	<b>352</b>	<b>136</b>	<b>2</b>	<b>133</b>	<b>140</b>	<b>1.0</b>	<b>75</b>	<b>75</b>



**2024-25 Tulane Women's Basketball  
Individual Game-by-Game  
All games**

**#0 WHITTINGTON, Kyren**

Opponent	Date	GS	MIN	Total		3-Pointers		Free throws		Rebounds				PF	A	TO	BLK	STL	PTS	AVG
				FG-FGA	PCT	3FG-3FGA	PCT	FT-FTA	PCT	OFF	DEF	TOT	AVG							
Nicholls	11/07/2024		21:33	5-12	.417	1-4	.250	0-2	.000	2	0	2	2.0	4	1	1	0	0	11	11.0
at Missouri	11/12/2024	*	18:48	2-9	.222	2-4	.500	0-0	.000	0	0	0	1.0	1	3	6	0	2	6	8.5
Grambling	11/16/2024	*	19:37	6-12	.500	1-3	.333	0-0	.000	2	3	5	2.3	3	7	1	1	1	13	10.0
at LSU	11/20/2024	*	29:33	8-17	.471	1-6	.167	7-8	.875	1	5	6	3.3	3	2	2	0	1	24	13.5
Jackson St.	11/24/2024	*	26:08	10-15	.667	2-5	.400	0-0	.000	1	5	6	3.8	0	6	2	1	3	22	15.2
vs Florida	11/28/2024	*	15:11	1-7	.143	1-5	.200	1-2	.500	1	0	1	3.3	3	1	2	0	1	4	13.3
vs Northern Ariz.	11/30/2024	*	32:50	9-25	.360	4-10	.400	1-4	.250	3	0	3	3.3	1	3	3	1	1	23	14.7
North Dakota St.	12/10/2024	*	13:14	2-10	.200	0-1	.000	0-0	.000	2	1	3	3.3	4	1	1	0	1	4	13.4
Mercer	12/15/2024	*	25:18	5-8	.625	0-2	.000	2-2	1.000	0	2	2	3.1	0	1	1	1	1	12	13.2
Alabama A&M	12/20/2024	*	33:05	6-19	.316	0-3	.000	3-4	.750	2	8	10	3.8	2	4	3	1	1	15	13.4
ULM	12/21/2024	*	11:53	1-5	.200	1-1	1.000	0-0	.000	1	1	2	3.6	1	1	2	0	0	3	12.5
at Fla. Atlantic	12/29/2024	*	26:28	3-6	.500	2-4	.500	1-4	.250	1	1	2	3.5	4	5	4	0	0	9	12.2
Rice	01/01/2025	*	31:09	4-17	.235	1-7	.143	5-7	.714	1	3	4	3.5	0	3	3	0	2	14	12.3
at Charlotte	01/04/2025	*	27:31	3-9	.333	1-3	.333	0-0	.000	1	1	2	3.4	2	8	0	0	1	7	11.9
North Texas	01/08/2025	*	30:22	6-14	.429	2-6	.333	1-1	1.000	0	4	4	3.5	2	6	2	0	2	15	12.1
at East Carolina	01/11/2025	*	19:52	3-6	.500	0-2	.000	1-1	1.000	0	1	1	3.3	1	1	2	0	1	7	11.8
at Wichita St.	01/15/2025	*	21:39	4-8	.500	0-3	.000	2-2	1.000	1	3	4	3.4	1	0	1	0	0	10	11.7
Memphis	01/18/2025	*	30:42	2-6	.333	1-2	.500	1-2	.500	0	5	5	3.4	2	4	3	0	2	6	11.4
at Temple	01/25/2025	*	32:43	6-10	.600	1-2	.500	2-2	1.000	0	1	1	3.3	3	4	5	1	3	15	11.6
Fla. Atlantic	01/29/2025	*	19:05	1-6	.167	1-5	.200	0-0	.000	0	3	3	3.3	2	2	3	1	1	3	11.2
<b>Totals</b>		<b>19</b>	<b>486:42</b>	<b>87-221</b>	<b>.394</b>	<b>22-78</b>	<b>.282</b>	<b>27-41</b>	<b>.659</b>	<b>19</b>	<b>47</b>	<b>66</b>	<b>3.3</b>	<b>39</b>	<b>63</b>	<b>47</b>	<b>7</b>	<b>24</b>	<b>223</b>	<b>11.2</b>

**Player Averages**

Games Played	Minutes/ game	Points/ game	FG Pct	3FG Pct	FT Pct	Rebounds/ game	Assists/ game	Turnovers/ game	Assist/Turnover ratio	Steals/ game	Blocks/ game
20	24.3	11.2	39.4	28.2	65.9	3.3	3.2	2.4	1.3	1.2	0.4



**2024-25 Tulane Women's Basketball  
Individual Game-by-Game  
All games**

**#1 HAMPTON, Kayla**

Opponent	Date	GS	MIN	Total		3-Pointers		Free throws		Rebounds				PF	A	TO	BLK	STL	PTS	AVG
				FG-FGA	PCT	3FG-3FGA	PCT	FT-FTA	PCT	OFF	DEF	TOT	AVG							
Nicholls	11/07/2024	*	11:01	1-6	.167	0-3	.000	1-2	.500	1	0	1	1.0	1	1	1	0	0	3	3.0
at Missouri	11/12/2024		10:56	0-3	.000	0-1	.000	0-0	.000	1	0	1	1.0	0	1	1	0	1	0	1.5
Grambling	11/16/2024		10:26	1-2	.500	1-2	.500	0-0	.000	1	2	3	1.7	2	0	2	1	2	3	2.0
Jackson St.	11/24/2024		03:41	1-3	.333	0-2	.000	0-0	.000	0	0	0	1.3	1	0	0	0	0	2	2.0
vs Northern Ariz.	11/30/2024		00:41	0-0	.000	0-0	.000	0-0	.000	0	0	0	1.0	0	0	0	0	0	0	1.6
North Dakota St.	12/10/2024		13:25	2-2	1.000	0-0	.000	1-2	.500	0	2	2	1.2	2	0	2	0	0	5	2.2
Mercer	12/15/2024		12:41	2-4	.500	1-2	.500	2-2	1.000	0	4	4	1.6	2	1	2	0	1	7	2.9
Alabama A&M	12/20/2024		02:47	0-0	.000	0-0	.000	0-0	.000	0	0	0	1.4	0	0	0	0	0	0	2.5
ULM	12/21/2024		08:19	2-4	.500	1-3	.333	0-0	.000	0	0	0	1.2	1	0	1	0	0	5	2.8
at Fla. Atlantic	12/29/2024		04:44	1-3	.333	1-3	.333	0-0	.000	1	0	1	1.2	2	1	0	0	0	3	2.8
Rice	01/01/2025		03:12	0-2	.000	0-1	.000	0-0	.000	0	1	1	1.2	0	0	0	0	0	0	2.5
at Charlotte	01/04/2025		02:42	0-0	.000	0-0	.000	0-0	.000	0	0	0	1.1	0	0	1	0	0	0	2.3
North Texas	01/08/2025		01:55	0-0	.000	0-0	.000	0-0	.000	0	1	1	1.1	0	1	0	0	0	0	2.2
at East Carolina	01/11/2025		10:43	1-2	.500	0-0	.000	1-2	.500	1	2	3	1.2	1	1	2	0	1	3	2.2
at Wichita St.	01/15/2025		05:30	0-2	.000	0-1	.000	0-0	.000	1	0	1	1.2	1	0	0	0	0	0	2.1
Memphis	01/18/2025		01:15	0-0	.000	0-0	.000	0-0	.000	0	0	0	1.1	0	0	0	0	0	0	1.9
at Temple	01/25/2025		04:15	0-2	.000	0-1	.000	0-0	.000	0	1	1	1.1	0	0	1	0	0	0	1.8
Fla. Atlantic	01/29/2025		07:16	0-2	.000	0-1	.000	0-0	.000	0	1	1	1.1	2	0	1	0	0	0	1.7
<b>Totals</b>		<b>1</b>	<b>115:29</b>	<b>11-37</b>	<b>.297</b>	<b>4-20</b>	<b>.200</b>	<b>5-8</b>	<b>.625</b>	<b>6</b>	<b>14</b>	<b>20</b>	<b>1.1</b>	<b>15</b>	<b>6</b>	<b>14</b>	<b>1</b>	<b>5</b>	<b>31</b>	<b>1.7</b>

**Player Averages**

Games Played	Minutes/game	Points/game	FG Pct	3FG Pct	FT Pct	Rebounds/game	Assists/game	Turnovers/game	Assist/Turnover ratio	Steals/game	Blocks/game
18	6.4	1.7	29.7	20.0	62.5	1.1	0.3	0.8	0.4	0.3	0.1



**2024-25 Tulane Women's Basketball  
Individual Game-by-Game  
All games**

**#2 KEENAN, Victoria**

Opponent	Date	GS	MIN	Total		3-Pointers		Free throws		Rebounds				PF	A	TO	BLK	STL	PTS	AVG
				FG-FGA	PCT	3FG-3FGA	PCT	FT-FTA	PCT	OFF	DEF	TOT	AVG							
Nicholls	11/07/2024	*	24:35	3-6	.500	2-4	.500	0-0	.000	0	3	3	3.0	1	0	2	0	1	8	8.0
at Missouri	11/12/2024	*	33:06	2-7	.286	2-7	.286	2-2	1.000	1	3	4	3.5	3	0	3	0	2	8	8.0
Grambling	11/16/2024	*	30:22	6-9	.667	6-9	.667	0-0	.000	1	2	3	3.3	2	2	3	0	4	18	11.3
at LSU	11/20/2024	*	32:08	7-13	.538	7-11	.636	0-3	.000	0	2	2	3.0	1	0	0	0	1	21	13.8
Jackson St.	11/24/2024	*	32:19	3-4	.750	2-3	.667	3-3	1.000	2	3	5	3.4	2	2	2	0	2	11	13.2
vs Florida	11/28/2024	*	34:55	6-13	.462	6-11	.545	0-0	.000	1	1	2	3.2	1	0	0	0	0	18	14.0
vs Northern Ariz.	11/30/2024	*	33:13	2-9	.222	2-7	.286	1-2	.500	1	2	3	3.1	1	1	1	0	2	7	13.0
North Dakota St.	12/10/2024	*	38:57	3-10	.300	1-7	.143	3-4	.750	1	7	8	3.8	0	3	1	0	2	10	12.6
Mercer	12/15/2024	*	31:10	3-3	1.000	2-2	1.000	0-0	.000	2	3	5	3.9	2	3	3	0	1	8	12.1
Alabama A&M	12/20/2024	*	37:14	1-3	.333	1-2	.500	1-2	.500	0	10	10	4.5	1	4	1	0	2	4	11.3
ULM	12/21/2024	*	36:23	3-6	.500	3-5	.600	0-0	.000	0	4	4	4.5	1	0	2	0	0	9	11.1
at Fla. Atlantic	12/29/2024		34:38	2-5	.400	2-5	.400	0-0	.000	1	6	7	4.7	0	5	4	0	0	6	10.7
Rice	01/01/2025	*	36:12	1-9	.111	0-6	.000	0-0	.000	0	2	2	4.5	3	2	2	0	4	2	10.0
at Charlotte	01/04/2025	*	33:52	7-10	.700	6-9	.667	0-0	.000	3	6	9	4.8	0	0	0	0	2	20	10.7
North Texas	01/08/2025	*	36:19	3-8	.375	2-7	.286	0-0	.000	1	2	3	4.7	1	1	2	0	2	8	10.5
at East Carolina	01/11/2025	*	33:45	3-7	.429	3-6	.500	0-0	.000	0	3	3	4.6	1	2	2	0	0	9	10.4
at Wichita St.	01/15/2025	*	33:24	5-6	.833	4-5	.800	1-2	.500	0	4	4	4.5	1	2	4	1	1	15	10.7
Memphis	01/18/2025	*	37:04	6-13	.462	5-12	.417	0-0	.000	2	6	8	4.7	0	0	3	0	2	17	11.1
at Temple	01/25/2025	*	27:00	0-1	.000	0-1	.000	0-2	.000	0	3	3	4.6	1	0	0	0	4	0	10.5
Fla. Atlantic	01/29/2025	*	32:23	5-7	.714	5-6	.833	0-0	.000	1	4	5	4.7	0	2	2	0	0	15	10.7
<b>Totals</b>			<b>19 668:58</b>	<b>71-149</b>	<b>.477</b>	<b>61-125</b>	<b>.488</b>	<b>11-20</b>	<b>.550</b>	<b>17</b>	<b>76</b>	<b>93</b>	<b>4.7</b>	<b>22</b>	<b>29</b>	<b>37</b>	<b>1</b>	<b>32</b>	<b>214</b>	<b>10.7</b>

**Player Averages**

Games Played	Minutes/ game	Points/ game	FG Pct	3FG Pct	FT Pct	Rebounds/ game	Assists/ game	Turnovers/ game	Assist/Turnover ratio	Steals/ game	Blocks/ game
20	33.4	10.7	47.7	48.8	55.0	4.7	1.5	1.9	0.8	1.6	0.1



**2024-25 Tulane Women's Basketball  
Individual Game-by-Game  
All games**

**#3 WESTBROOK, Kianni**

Opponent	Date	GS	MIN	Total		3-Pointers		Free throws		Rebounds				PF	A	TO	BLK	STL	PTS	AVG
				FG-FGA	PCT	3FG-3FGA	PCT	FT-FTA	PCT	OFF	DEF	TOT	AVG							
Nicholls	11/07/2024		05:43	0-1	.000	0-1	.000	0-0	.000	0	2	2	2.0	0	1	1	0	0	0	0.0
Grambling	11/16/2024		04:48	0-1	.000	0-0	.000	1-2	.500	0	1	1	1.5	0	0	0	0	0	1	0.5
Jackson St.	11/24/2024		03:21	0-2	.000	0-1	.000	0-0	.000	2	0	2	1.7	0	0	1	0	0	0	0.3
vs Northern Ariz.	11/30/2024		00:41	0-0	.000	0-0	.000	0-0	.000	0	0	0	1.3	0	0	0	0	0	0	0.3
Mercer	12/15/2024		04:33	0-0	.000	0-0	.000	0-0	.000	0	3	3	1.6	1	0	1	0	0	0	0.2
at Fla. Atlantic	12/29/2024		02:02	0-0	.000	0-0	.000	0-0	.000	0	0	0	1.3	0	0	1	0	0	0	0.2
at Charlotte	01/04/2025		01:39	0-0	.000	0-0	.000	2-2	1.000	0	0	0	1.1	0	0	0	0	0	2	0.4
Fla. Atlantic	01/29/2025		01:02	0-0	.000	0-0	.000	0-0	.000	0	0	0	1.0	0	0	0	0	0	0	0.4
<b>Totals</b>		<b>0</b>	<b>23:49</b>	<b>0-4</b>	<b>.000</b>	<b>0-2</b>	<b>.000</b>	<b>3-4</b>	<b>.750</b>	<b>2</b>	<b>6</b>	<b>8</b>	<b>1.0</b>	<b>1</b>	<b>1</b>	<b>4</b>	<b>0</b>	<b>0</b>	<b>3</b>	<b>0.4</b>

**Player Averages**

Games Played	Minutes/game	Points/game	FG Pct	3FG Pct	FT Pct	Rebounds/game	Assists/game	Turnovers/game	Assist/Turnover ratio	Steals/game	Blocks/game
8	3.0	0.4	0.0	0.0	75.0	1.0	0.1	0.5	0.3	0.0	0.0



**2024-25 Tulane Women's Basketball  
Individual Game-by-Game  
All games**

**#5 WOMACK, Jaylee**

Opponent	Date	GS	MIN	Total		3-Pointers		Free throws		Rebounds				PF	A	TO	BLK	STL	PTS	AVG
				FG-FGA	PCT	3FG-3FGA	PCT	FT-FTA	PCT	OFF	DEF	TOT	AVG							
Grambling	11/16/2024		07:37	0-3	.000	0-2	.000	1-2	.500	0	0	0	0.0	1	1	0	0	1	1	1.0
Jackson St.	11/24/2024		01:24	0-0	.000	0-0	.000	0-0	.000	0	0	0	0.0	0	0	0	0	0	0	0.5
Mercer	12/15/2024		06:25	0-1	.000	0-0	.000	0-0	.000	0	0	0	0.0	0	1	0	0	0	0	0.3
at Charlotte	01/04/2025		01:51	0-0	.000	0-0	.000	0-0	.000	0	0	0	0.0	0	0	0	0	0	0	0.3
Fla. Atlantic	01/29/2025		01:02	0-0	.000	0-0	.000	0-0	.000	0	0	0	0.0	0	0	0	0	0	0	0.2
<b>Totals</b>		<b>0</b>	<b>18:19</b>	<b>0-4</b>	<b>.000</b>	<b>0-2</b>	<b>.000</b>	<b>1-2</b>	<b>.500</b>	<b>0</b>	<b>0</b>	<b>0</b>	<b>0.0</b>	<b>1</b>	<b>2</b>	<b>0</b>	<b>0</b>	<b>1</b>	<b>1</b>	<b>0.2</b>

**Player Averages**

Games Played	Minutes/game	Points/game	FG Pct	3FG Pct	FT Pct	Rebounds/game	Assists/game	Turnovers/game	Assist/Turnover ratio	Steals/game	Blocks/game
5	3.7	0.2	0.0	0.0	50.0	0.0	0.4	0.0	2.0	0.2	0.0



**2024-25 Tulane Women's Basketball  
Individual Game-by-Game  
All games**

**#9 SNEED, Kendall**

Opponent	Date	GS	MIN	Total		3-Pointers		Free throws		Rebounds				PF	A	TO	BLK	STL	PTS	AVG	
				FG-FGA	PCT	3FG-3FGA	PCT	FT-FTA	PCT	OFF	DEF	TOT	AVG								
Nicholls	11/07/2024	*	26:04	3-7	.429	0-1	.000	2-2	1.000	0	3	3	3.0	2	5	3	0	2	8	8.0	
at Missouri	11/12/2024	*	30:60	1-7	.143	0-3	.000	5-5	1.000	0	6	6	4.5	1	2	3	0	1	7	7.5	
Grambling	11/16/2024	*	15:40	2-3	.667	0-0	.000	0-2	.000	0	2	2	3.7	4	6	7	2	1	4	6.3	
at LSU	11/20/2024	*	24:35	2-6	.333	0-0	.000	1-4	.250	0	4	4	3.8	5	3	2	0	0	5	6.0	
Jackson St.	11/24/2024	*	28:00	4-6	.667	0-1	.000	7-8	.875	0	11	11	5.2	0	2	5	0	4	15	7.8	
vs Florida	11/28/2024	*	34:29	9-16	.563	0-4	.000	4-5	.800	3	4	7	5.5	3	11	4	1	1	22	10.2	
vs Northern Ariz.	11/30/2024	*	32:42	6-12	.500	0-1	.000	2-2	1.000	1	3	4	5.3	0	5	5	1	2	14	10.7	
North Dakota St.	12/10/2024	*	32:53	5-11	.455	0-1	.000	6-6	1.000	0	6	6	5.4	2	4	7	0	1	16	11.4	
Mercer	12/15/2024	*	25:53	1-6	.167	0-1	.000	4-4	1.000	0	3	3	5.1	2	3	4	0	2	6	10.8	
Alabama A&M	12/20/2024	*	23:36	2-5	.400	0-0	.000	3-4	.750	0	4	4	5.0	3	2	7	0	2	7	10.4	
ULM	12/21/2024	*	33:30	7-11	.636	2-4	.500	4-10	.400	0	4	4	4.9	2	5	6	0	2	20	11.3	
at Fla. Atlantic	12/29/2024	*	17:52	5-7	.714	1-1	1.000	0-3	.000	0	3	3	4.8	2	5	2	0	0	11	11.3	
Rice	01/01/2025	*	25:21	5-12	.417	2-2	1.000	5-5	1.000	0	4	4	4.7	5	2	4	0	1	17	11.7	
at Charlotte	01/04/2025	*	27:09	1-11	.091	0-2	.000	2-2	1.000	1	3	4	4.6	4	2	7	1	2	4	11.1	
North Texas	01/08/2025	*	21:24	1-8	.125	0-1	.000	1-2	.500	0	3	3	4.5	2	2	1	0	2	3	10.6	
at East Carolina	01/11/2025	*	18:47	2-5	.400	0-1	.000	3-4	.750	0	4	4	4.5	2	2	2	0	0	7	10.4	
at Wichita St.	01/15/2025	*	36:08	2-11	.182	0-2	.000	3-9	.333	0	3	3	4.4	2	7	6	1	4	7	10.2	
Memphis	01/18/2025	*	26:23	4-9	.444	0-2	.000	2-3	.667	0	3	3	4.3	3	7	4	1	1	10	10.2	
at Temple	01/25/2025	*	32:53	6-10	.600	0-0	.000	4-4	1.000	0	3	3	4.3	2	2	4	0	0	16	10.5	
Fla. Atlantic	01/29/2025	*	31:51	5-10	.500	1-1	1.000	2-4	.500	0	5	5	4.3	1	5	5	5	1	13	10.6	
<b>Totals</b>			<b>20</b>	<b>546:09</b>	<b>73-173</b>	<b>.422</b>	<b>6-28</b>	<b>.214</b>	<b>60-88</b>	<b>.682</b>	<b>5</b>	<b>81</b>	<b>86</b>	<b>4.3</b>	<b>47</b>	<b>82</b>	<b>88</b>	<b>12</b>	<b>29</b>	<b>212</b>	<b>10.6</b>

**Player Averages**

Games Played	Minutes/ game	Points/ game	FG Pct	3FG Pct	FT Pct	Rebounds/ game	Assists/ game	Turnovers/ game	Assist/Turnover ratio	Steals/ game	Blocks/ game
20	27.3	10.6	42.2	21.4	68.2	4.3	4.1	4.4	0.9	1.5	0.6



**2024-25 Tulane Women's Basketball  
Individual Game-by-Game  
All games**

**#11 HANNA, Dyllan**

Opponent	Date	GS	MIN	Total		3-Pointers		Free throws		Rebounds				PF	A	TO	BLK	STL	PTS	AVG
				FG-FGA	PCT	3FG-3FGA	PCT	FT-FTA	PCT	OFF	DEF	TOT	AVG							
Nicholls	11/07/2024		31:54	1-5	.200	0-0	.000	1-1	1.000	5	8	13	13.0	3	2	2	2	1	3	3.0
at Missouri	11/12/2024		19:08	2-2	1.000	0-0	.000	0-0	.000	3	3	6	9.5	4	0	2	0	1	4	3.5
Grambling	11/16/2024		17:16	4-6	.667	0-0	.000	0-6	.000	4	4	8	9.0	3	1	2	0	0	8	5.0
at LSU	11/20/2024		29:24	2-5	.400	0-0	.000	0-0	.000	6	2	8	8.8	3	3	1	5	0	4	4.8
Jackson St.	11/24/2024		21:04	4-6	.667	0-0	.000	1-2	.500	1	4	5	8.0	3	0	1	2	0	9	5.6
vs Florida	11/28/2024		24:20	5-5	1.000	0-0	.000	0-0	.000	1	3	4	7.3	2	0	1	2	0	10	6.3
vs Northern Ariz.	11/30/2024		34:08	3-4	.750	0-0	.000	0-0	.000	2	6	8	7.4	1	1	0	3	2	6	6.3
North Dakota St.	12/10/2024		22:37	0-0	.000	0-0	.000	0-2	.000	1	7	8	7.5	2	0	0	2	2	0	5.5
Mercer	12/15/2024		18:11	2-2	1.000	0-0	.000	1-2	.500	1	3	4	7.1	1	0	1	0	0	5	5.4
Alabama A&M	12/20/2024		16:38	1-4	.250	0-0	.000	0-4	.000	4	3	7	7.1	2	0	4	1	0	2	5.1
at Charlotte	01/04/2025		10:12	1-1	1.000	0-0	.000	0-0	.000	0	2	2	6.6	3	0	0	0	1	2	4.8
North Texas	01/08/2025		32:07	3-3	1.000	0-0	.000	2-4	.500	0	7	7	6.7	0	3	1	5	4	8	5.1
at East Carolina	01/11/2025		24:45	3-6	.500	0-0	.000	0-2	.000	1	1	2	6.3	3	2	0	4	1	6	5.2
at Wichita St.	01/15/2025		14:18	0-1	.000	0-0	.000	0-0	.000	2	6	8	6.4	5	2	1	1	0	0	4.8
Memphis	01/18/2025		16:51	2-2	1.000	0-0	.000	0-0	.000	0	2	2	6.1	0	0	0	1	1	4	4.7
at Temple	01/25/2025		16:15	1-1	1.000	0-0	.000	0-0	.000	1	2	3	5.9	4	1	0	0	0	2	4.6
Fla. Atlantic	01/29/2025		21:22	4-5	.800	0-0	.000	1-4	.250	3	5	8	6.1	1	1	1	0	0	9	4.8
<b>Totals</b>		<b>0</b>	<b>370:30</b>	<b>38-58</b>	<b>.655</b>	<b>0-0</b>	<b>.000</b>	<b>6-27</b>	<b>.222</b>	<b>35</b>	<b>68</b>	<b>103</b>	<b>6.1</b>	<b>40</b>	<b>16</b>	<b>17</b>	<b>28</b>	<b>13</b>	<b>82</b>	<b>4.8</b>

**Player Averages**

Games Played	Minutes/ game	Points/ game	FG Pct	3FG Pct	FT Pct	Rebounds/ game	Assists/ game	Turnovers/ game	Assist/Turnover ratio	Steals/ game	Blocks/ game
17	21.8	4.8	65.5	0.0	22.2	6.1	0.9	1.0	0.9	0.8	1.6



**2024-25 Tulane Women's Basketball  
Individual Game-by-Game  
All games**

**#13 SHORES, Sadie**

Opponent	Date	GS	MIN	Total		3-Pointers		Free throws		Rebounds				PF	A	TO	BLK	STL	PTS	AVG
				FG-FGA	PCT	3FG-3FGA	PCT	FT-FTA	PCT	OFF	DEF	TOT	AVG							
Nicholls	11/07/2024		15:30	0-2	.000	0-1	.000	0-0	.000	0	2	2	2.0	2	2	6	1	1	0	0.0
at Missouri	11/12/2024		07:58	0-1	.000	0-0	.000	0-0	.000	0	1	1	1.5	0	0	4	0	0	0	0.0
Grambling	11/16/2024		13:20	0-3	.000	0-1	.000	0-0	.000	2	2	4	2.3	3	2	4	0	0	0	0.0
at LSU	11/20/2024		28:30	3-7	.429	0-2	.000	0-0	.000	1	6	7	3.5	3	3	4	0	1	6	1.5
Jackson St.	11/24/2024		19:02	2-5	.400	0-1	.000	0-0	.000	0	2	2	3.2	2	1	3	0	0	4	2.0
vs Florida	11/28/2024		31:48	4-9	.444	2-4	.500	0-0	.000	0	3	3	3.2	4	3	1	0	1	10	3.3
vs Northern Ariz.	11/30/2024		18:48	1-8	.125	1-3	.333	0-0	.000	0	3	3	3.1	2	0	0	0	0	3	3.3
North Dakota St.	12/10/2024		21:31	0-4	.000	0-2	.000	0-2	.000	2	2	4	3.3	0	2	2	0	0	0	2.9
Mercer	12/15/2024		18:33	2-6	.333	1-3	.333	1-2	.500	1	3	4	3.3	1	2	3	2	0	6	3.2
Alabama A&M	12/20/2024		23:19	1-4	.250	0-1	.000	3-4	.750	1	0	1	3.1	2	2	3	1	0	5	3.4
ULM	12/21/2024		29:54	2-7	.286	2-2	1.000	0-0	.000	1	6	7	3.5	4	4	2	0	1	6	3.6
at Fla. Atlantic	12/29/2024	*	34:16	6-10	.600	4-4	1.000	0-0	.000	1	5	6	3.7	3	5	2	0	1	16	4.7
Rice	01/01/2025		26:54	2-3	.667	0-0	.000	5-6	.833	1	1	2	3.5	3	1	2	0	1	9	5.0
at Charlotte	01/04/2025		26:17	2-6	.333	0-2	.000	4-7	.571	2	0	2	3.4	1	2	2	1	0	8	5.2
North Texas	01/08/2025		29:60	3-8	.375	1-3	.333	2-2	1.000	1	2	3	3.4	2	3	4	1	1	9	5.5
at East Carolina	01/11/2025		34:20	1-9	.111	1-2	.500	2-2	1.000	1	2	3	3.4	5	2	0	0	3	5	5.4
at Wichita St.	01/15/2025		23:19	0-2	.000	0-2	.000	0-4	.000	1	3	4	3.4	1	0	1	0	0	0	5.1
Memphis	01/18/2025		24:36	3-9	.333	0-3	.000	0-2	.000	1	3	4	3.4	3	1	3	0	0	6	5.2
at Temple	01/25/2025		23:09	1-3	.333	0-0	.000	0-0	.000	0	3	3	3.4	1	1	1	0	0	2	5.0
Fla. Atlantic	01/29/2025		28:23	1-7	.143	1-4	.250	0-0	.000	1	1	2	3.4	1	0	1	1	0	3	4.9
<b>Totals</b>		<b>1</b>	<b>479:28</b>	<b>34-113</b>	<b>.301</b>	<b>13-40</b>	<b>.325</b>	<b>17-31</b>	<b>.548</b>	<b>17</b>	<b>50</b>	<b>67</b>	<b>3.4</b>	<b>43</b>	<b>36</b>	<b>48</b>	<b>7</b>	<b>10</b>	<b>98</b>	<b>4.9</b>

**Player Averages**

Games Played	Minutes/ game	Points/ game	FG Pct	3FG Pct	FT Pct	Rebounds/ game	Assists/ game	Turnovers/ game	Assist/Turnover ratio	Steals/ game	Blocks/ game
20	24.0	4.9	30.1	32.5	54.8	3.4	1.8	2.4	0.8	0.5	0.4



**2024-25 Tulane Women's Basketball  
Individual Game-by-Game  
All games**

**#22 PITTMAN, Sherese**

Opponent	Date	GS	MIN	Total		3-Pointers		Free throws		Rebounds				PF	A	TO	BLK	STL	PTS	AVG
				FG-FGA	PCT	3FG-3FGA	PCT	FT-FTA	PCT	OFF	DEF	TOT	AVG							
Nicholls	11/07/2024	*	18:28	2-3	.667	1-1	1.000	9-12	.750	2	2	4	4.0	5	1	2	1	2	14	14.0
at Missouri	11/12/2024	*	35:33	7-11	.636	0-1	.000	4-5	.800	1	2	3	3.5	0	1	1	1	1	18	16.0
Grambling	11/16/2024	*	31:44	7-18	.389	1-4	.250	3-6	.500	3	5	8	5.0	3	4	1	2	6	18	16.7
at LSU	11/20/2024	*	28:59	3-18	.167	0-5	.000	2-2	1.000	3	3	6	5.3	3	0	3	1	1	8	14.5
Jackson St.	11/24/2024	*	24:38	5-11	.455	0-1	.000	2-3	.667	2	6	8	5.8	1	1	1	0	2	12	14.0
vs Florida	11/28/2024	*	33:52	5-16	.313	1-4	.250	3-5	.600	1	7	8	6.2	3	3	2	0	0	14	14.0
vs Northern Ariz.	11/30/2024	*	23:18	4-14	.286	0-2	.000	5-6	.833	4	6	10	6.7	4	1	1	0	1	13	13.9
North Dakota St.	12/10/2024	*	34:56	9-21	.429	0-1	.000	4-8	.500	4	4	8	6.9	1	0	2	1	0	22	14.9
Mercer	12/15/2024	*	27:15	3-11	.273	1-2	.500	0-0	.000	3	6	9	7.1	0	4	5	2	1	7	14.0
Alabama A&M	12/20/2024	*	30:36	5-8	.625	0-0	.000	1-2	.500	1	6	7	7.1	4	2	5	1	0	11	13.7
ULM	12/21/2024	*	36:08	1-9	.111	0-1	.000	2-4	.500	0	5	5	6.9	2	1	4	2	2	4	12.8
at Fla. Atlantic	12/29/2024	*	36:36	7-11	.636	1-1	1.000	1-1	1.000	0	6	6	6.8	1	3	2	1	0	16	13.1
Rice	01/01/2025	*	29:00	0-6	.000	0-3	.000	1-2	.500	3	1	4	6.6	4	4	4	0	3	1	12.2
at Charlotte	01/04/2025	*	34:57	7-16	.438	0-1	.000	4-4	1.000	2	5	7	6.6	0	1	3	0	2	18	12.6
North Texas	01/08/2025	*	34:35	8-16	.500	0-3	.000	4-5	.800	1	8	9	6.8	2	0	2	1	0	20	13.1
at East Carolina	01/11/2025	*	27:59	3-12	.250	0-0	.000	6-6	1.000	5	6	11	7.1	4	1	4	0	0	12	13.0
at Wichita St.	01/15/2025	*	35:46	5-15	.333	0-2	.000	4-5	.800	1	4	5	6.9	3	2	2	1	0	14	13.1
Memphis	01/18/2025	*	38:31	7-16	.438	0-2	.000	0-0	.000	2	8	10	7.1	2	3	7	0	2	14	13.1
at Temple	01/25/2025	*	34:33	4-13	.308	0-2	.000	0-0	.000	1	5	6	7.1	3	2	2	1	1	8	12.8
Fla. Atlantic	01/29/2025	*	30:30	6-9	.667	0-0	.000	2-2	1.000	1	9	10	7.2	0	7	1	1	1	14	12.9
<b>Totals</b>			<b>20 627:55</b>	<b>98-254</b>	<b>.386</b>	<b>5-36</b>	<b>.139</b>	<b>57-78</b>	<b>.731</b>	<b>40</b>	<b>104</b>	<b>144</b>	<b>7.2</b>	<b>45</b>	<b>41</b>	<b>54</b>	<b>16</b>	<b>25</b>	<b>258</b>	<b>12.9</b>

**Player Averages**

Games Played	Minutes/ game	Points/ game	FG Pct	3FG Pct	FT Pct	Rebounds/ game	Assists/ game	Turnovers/ game	Assist/Turnover ratio	Steals/ game	Blocks/ game
20	31.4	12.9	38.6	13.9	73.1	7.2	2.1	2.7	0.8	1.3	0.8



**2024-25 Tulane Women's Basketball  
Individual Game-by-Game  
All games**

**#23 MABRY, Amira**

Opponent	Date	GS	MIN	Total		3-Pointers		Free throws		Rebounds				PF	A	TO	BLK	STL	PTS	AVG	
				FG-FGA	PCT	3FG-3FGA	PCT	FT-FTA	PCT	OFF	DEF	TOT	AVG								
Nicholls	11/07/2024	*	23:49	5-6	.833	1-1	1.000	2-2	1.000	2	2	4	4.0	2	1	3	0	1	13	13.0	
at Missouri	11/12/2024	*	30:08	4-7	.571	0-1	.000	1-4	.250	4	3	7	5.5	4	1	5	0	0	9	11.0	
Grambling	11/16/2024	*	28:36	7-7	1.000	0-0	.000	5-9	.556	1	4	5	5.3	3	0	2	1	0	19	13.7	
at LSU	11/20/2024	*	21:37	2-7	.286	2-5	.400	0-0	.000	0	2	2	4.5	4	0	1	0	0	6	11.8	
Jackson St.	11/24/2024	*	27:31	0-5	.000	0-2	.000	2-3	.667	2	3	5	4.6	3	2	4	0	2	2	9.8	
vs Florida	11/28/2024	*	21:08	2-7	.286	0-3	.000	1-1	1.000	0	2	2	4.2	2	0	0	0	0	5	9.0	
vs Northern Ariz.	11/30/2024	*	21:12	2-6	.333	0-2	.000	0-0	.000	1	3	4	4.1	0	0	3	0	0	4	8.3	
North Dakota St.	12/10/2024	*	22:27	5-7	.714	0-0	.000	0-0	.000	4	2	6	4.4	1	0	0	1	0	10	8.5	
Mercer	12/15/2024	*	21:45	5-9	.556	2-3	.667	3-5	.600	2	5	7	4.7	1	1	0	0	1	15	9.2	
Alabama A&M	12/20/2024	*	30:54	3-8	.375	0-1	.000	3-4	.750	0	4	4	4.6	2	0	3	0	2	9	9.2	
ULM	12/21/2024	*	33:16	9-15	.600	0-1	.000	3-4	.750	5	7	12	5.3	2	2	0	1	0	21	10.3	
at Fla. Atlantic	12/29/2024	*	31:37	12-18	.667	2-3	.667	0-2	.000	5	6	11	5.8	3	0	3	1	2	26	11.6	
Rice	01/01/2025	*	34:25	9-12	.750	2-4	.500	1-1	1.000	2	7	9	6.0	3	1	1	0	2	21	12.3	
at Charlotte	01/04/2025	*	30:10	6-10	.600	1-3	.333	5-5	1.000	3	6	9	6.2	2	3	2	1	1	18	12.7	
North Texas	01/08/2025	*	13:18	1-6	.167	0-2	.000	0-0	.000	0	1	1	5.9	3	0	0	0	0	2	12.0	
at East Carolina	01/11/2025	*	29:49	5-14	.357	0-0	.000	5-6	.833	4	3	7	5.9	2	0	1	0	3	15	12.2	
at Wichita St.	01/15/2025	*	29:56	9-19	.474	0-6	.000	2-4	.500	3	10	13	6.4	2	0	2	0	2	20	12.6	
Memphis	01/18/2025	*	24:38	4-5	.800	0-1	.000	0-0	.000	1	3	4	6.2	1	1	0	1	0	8	12.4	
at Temple	01/25/2025	*	29:12	9-11	.818	1-3	.333	0-0	.000	2	3	5	6.2	2	0	5	0	0	19	12.7	
Fla. Atlantic	01/29/2025	*	26:04	5-9	.556	1-1	1.000	0-0	.000	2	6	8	6.3	1	1	2	1	0	11	12.7	
<b>Totals</b>			<b>20</b>	<b>531:32</b>	<b>104-188</b>	<b>.553</b>	<b>12-42</b>	<b>.286</b>	<b>33-50</b>	<b>.660</b>	<b>43</b>	<b>82</b>	<b>125</b>	<b>6.3</b>	<b>43</b>	<b>13</b>	<b>37</b>	<b>7</b>	<b>16</b>	<b>253</b>	<b>12.7</b>

**Player Averages**

Games Played	Minutes/game	Points/game	FG Pct	3FG Pct	FT Pct	Rebounds/game	Assists/game	Turnovers/game	Assist/Turnover ratio	Steals/game	Blocks/game
20	26.6	12.7	55.3	28.6	66.0	6.3	0.7	1.9	0.4	0.8	0.4



**2024-25 Tulane Women's Basketball  
Individual Game-by-Game  
All games**

**#24 MIDDLETON, Kierra**

Opponent	Date	GS	MIN	Total		3-Pointers		Free throws		Rebounds				PF	A	TO	BLK	STL	PTS	AVG
				FG-FGA	PCT	3FG-3FGA	PCT	FT-FTA	PCT	OFF	DEF	TOT	AVG							
Nicholls	11/07/2024		21:24	1-3	.333	0-0	.000	1-2	.500	2	4	6	6.0	3	0	5	0	0	3	3.0
at Missouri	11/12/2024		13:23	0-2	.000	0-0	.000	0-0	.000	0	0	0	3.0	0	0	0	0	0	0	1.5
Grambling	11/16/2024		22:58	1-10	.100	1-6	.167	1-2	.500	1	1	2	2.7	0	1	0	0	0	4	2.3
at LSU	11/20/2024		05:14	0-0	.000	0-0	.000	0-0	.000	1	0	1	2.3	0	0	0	0	0	0	1.8
Jackson St.	11/24/2024		07:36	0-2	.000	0-1	.000	0-0	.000	0	0	0	1.8	1	2	0	0	0	0	1.4
vs Florida	11/28/2024		03:38	0-0	.000	0-0	.000	0-0	.000	0	0	0	1.5	0	0	0	0	0	0	1.2
vs Northern Ariz.	11/30/2024		01:46	0-0	.000	0-0	.000	0-0	.000	0	1	1	1.4	0	0	0	0	0	0	1.0
at Fla. Atlantic	12/29/2024		02:02	0-0	.000	0-0	.000	0-0	.000	0	0	0	1.3	0	0	0	0	0	0	0.9
<b>Totals</b>		<b>0</b>	<b>78:01</b>	<b>2-17</b>	<b>.118</b>	<b>1-7</b>	<b>.143</b>	<b>2-4</b>	<b>.500</b>	<b>4</b>	<b>6</b>	<b>10</b>	<b>1.3</b>	<b>4</b>	<b>3</b>	<b>5</b>	<b>0</b>	<b>0</b>	<b>7</b>	<b>0.9</b>

**Player Averages**

Games Played	Minutes/ game	Points/ game	FG Pct	3FG Pct	FT Pct	Rebounds/ game	Assists/ game	Turnovers/ game	Assist/Turnover ratio	Steals/ game	Blocks/ game
8	9.8	0.9	11.8	14.3	50.0	1.3	0.4	0.6	0.6	0.0	0.0



**2024-25 Tulane Women's Basketball  
Individual Game-by-Game  
All games**

**#33 BA, Lily**

Opponent	Date	GS	MIN	Total		3-Pointers		Free throws		Rebounds				PF	A	TO	BLK	STL	PTS	AVG
				FG-FGA	PCT	3FG-3FGA	PCT	FT-FTA	PCT	OFF	DEF	TOT	AVG							
Grambling	11/16/2024		02:54	0-0	.000	0-0	.000	0-0	.000	0	0	0	0.0	2	0	0	0	0	0	0.0
Jackson St.	11/24/2024		05:16	0-0	.000	0-0	.000	0-0	.000	0	1	1	0.5	1	0	1	0	0	0	0.0
vs Florida	11/28/2024		00:40	0-0	.000	0-0	.000	0-0	.000	0	0	0	0.3	0	0	0	0	0	0	0.0
vs Northern Ariz.	11/30/2024		00:41	0-0	.000	0-0	.000	0-0	.000	0	0	0	0.3	0	0	0	0	0	0	0.0
Mercer	12/15/2024		08:15	3-4	.750	0-0	.000	1-3	.333	0	0	0	0.2	0	0	0	1	0	7	1.4
Alabama A&M	12/20/2024		01:52	0-0	.000	0-0	.000	0-0	.000	0	1	1	0.3	0	0	0	0	0	0	1.2
ULM	12/21/2024		10:36	0-1	.000	0-0	.000	0-0	.000	0	0	0	0.3	0	0	0	1	0	0	1.0
at Fla. Atlantic	12/29/2024		09:45	2-2	1.000	0-0	.000	0-0	.000	0	0	0	0.3	3	0	2	0	0	4	1.4
Rice	01/01/2025		13:46	0-2	.000	0-0	.000	0-0	.000	0	1	1	0.3	4	1	1	1	0	0	1.2
at Charlotte	01/04/2025		03:40	0-0	.000	0-0	.000	0-0	.000	0	1	1	0.4	2	0	0	0	0	0	1.1
Fla. Atlantic	01/29/2025		01:02	0-0	.000	0-0	.000	0-0	.000	0	0	0	0.4	0	0	0	0	0	0	1.0
<b>Totals</b>		<b>0</b>	<b>58:27</b>	<b>5-9</b>	<b>.556</b>	<b>0-0</b>	<b>.000</b>	<b>1-3</b>	<b>.333</b>	<b>0</b>	<b>4</b>	<b>4</b>	<b>0.4</b>	<b>12</b>	<b>1</b>	<b>4</b>	<b>3</b>	<b>0</b>	<b>11</b>	<b>1.0</b>

**Player Averages**

Games Played	Minutes/game	Points/game	FG Pct	3FG Pct	FT Pct	Rebounds/game	Assists/game	Turnovers/game	Assist/Turnover ratio	Steals/game	Blocks/game
11	5.3	1.0	55.6	0.0	33.3	0.4	0.1	0.4	0.3	0.0	0.3



**2024-25 Tulane Women's Basketball  
Team Game-by-Game  
All games**

Opponent	Date	Score	L	Total		3-Pointers		Free throws		Rebounds				PF	A	TO	BLK	STL	PTS	AVG
				FG-FGA	PCT	3FG-3FGA	PCT	FT-FTA	PCT	OFF	DEF	TOT	AVG							
Nicholls	11/07/2024	63-65	L	21-51	.412	5-16	.313	16-23	.696	17	27	44	44.0	23	14	26	4	8	63	63.0
at Missouri	11/12/2024	52-60	L	18-49	.367	4-17	.235	12-16	.750	12	22	34	39.0	13	8	26	1	8	52	57.5
Grambling	11/16/2024	89-65	W	34-74	.459	10-27	.370	11-29	.379	16	27	43	40.3	26	24	23	7	15	89	68.0
at LSU	11/20/2024	74-85	L	27-73	.370	10-29	.345	10-17	.588	14	26	40	40.3	22	11	13	6	4	74	69.5
Jackson St.	11/24/2024	77-37	W	29-59	.492	4-17	.235	15-19	.789	11	37	48	41.8	14	16	21	3	13	77	71.0
vs Florida	11/28/2024	83-81	W	32-73	.438	10-31	.323	9-13	.692	8	24	32	40.2	18	18	10	3	3	83	73.0
vs Northern Ariz.	11/30/2024	70-87	L	27-78	.346	7-25	.280	9-14	.643	16	28	44	40.7	9	11	13	5	8	70	72.6
North Dakota St.	12/10/2024	67-61	W	26-65	.400	1-12	.083	14-24	.583	17	32	49	41.8	12	10	16	4	6	67	71.9
Mercer	12/15/2024	73-46	W	26-54	.481	7-15	.467	14-20	.700	11	33	44	42.0	10	16	20	6	7	73	72.0
Alabama A&M	12/20/2024	53-46	W	19-51	.373	1-7	.143	14-24	.583	8	36	44	42.2	16	14	27	4	7	53	70.1
ULM	12/21/2024	68-63	W	25-58	.431	9-17	.529	9-18	.500	13	30	43	42.3	13	13	17	4	5	68	69.9
at Fla. Atlantic	12/29/2024	91-71	W	38-62	.613	13-21	.619	2-10	.200	12	30	42	42.3	18	24	20	2	3	91	71.7
Rice	01/01/2025	64-72	L	21-63	.333	5-23	.217	17-21	.810	10	21	31	41.4	22	14	17	1	13	64	71.1
at Charlotte	01/04/2025	79-58	W	27-63	.429	8-20	.400	17-20	.850	13	24	37	41.1	14	16	15	3	9	79	71.6
North Texas	01/08/2025	65-62	W	25-63	.397	5-22	.227	10-14	.714	4	29	33	40.5	12	16	12	7	11	65	71.2
at East Carolina	01/11/2025	64-75	L	21-61	.344	4-11	.364	18-23	.783	15	24	39	40.4	19	11	15	4	9	64	70.8
at Wichita St.	01/15/2025	66-62	W	25-64	.391	4-21	.190	12-26	.462	16	36	52	41.1	16	13	19	4	7	66	70.5
Memphis	01/18/2025	65-68	L	28-60	.467	6-22	.273	3-7	.429	7	31	38	40.9	11	16	20	3	8	65	70.2
at Temple	01/25/2025	62-60	W	27-51	.529	2-9	.222	6-8	.750	6	25	31	40.4	16	10	18	2	8	62	69.7
Fla. Atlantic	01/29/2025	68-52	W	27-55	.491	9-18	.500	5-10	.500	10	37	47	40.8	8	18	16	9	3	68	69.7
<b>Total</b>		<b>1393</b>		<b>523-1227</b>	<b>.426</b>	<b>124-380</b>	<b>.326</b>	<b>223-356</b>	<b>.626</b>	<b>236</b>	<b>579</b>	<b>815</b>	<b>40.8</b>	<b>312</b>	<b>293</b>	<b>364</b>	<b>82</b>	<b>155</b>	<b>1393</b>	<b>69.7</b>
Opponents		1276		475-1314	.361	115-426	.270	211-304	.694	278	515	793	39.7	332	277	335	84	182	1276	63.8

**Tulane Averages**

Games Played	Points/game	FG Pct	3FG Pct	FT Pct	Rebounds/game	Assists/game	Turnovers/game	Assist/Turnover ratio	Steals/game	Blocks/game
20	69.7	42.6	32.6	62.6	40.8	14.7	18.2	0.8	7.8	4.1



**2024-25 Tulane Women's Basketball  
Team High/Low Analysis  
All games**

**Tulane - Game Highs**

<b>POINTS</b>	91		at Fla. Atlantic (12/29/2024)
	89		Grambling (11/16/2024)
	83		vs Florida (N) (11/28/2024)
	79		at Charlotte (01/04/2025)
	77		Jackson St. (11/24/2024)
<b>FIELD GOALS MADE</b>	38		at Fla. Atlantic (12/29/2024)
	34		Grambling (11/16/2024)
<b>FIELD GOAL ATTEMPTS</b>	78		vs Northern Ariz. (N) (11/30/2024)
	74		Grambling (11/16/2024)
<b>FIELD GOAL PERCENTAGE</b>	.613	(38-62)	at Fla. Atlantic (12/29/2024)
	.529	(27-51)	at Temple (01/25/2025)
<b>3 PT FG MADE</b>	13		at Fla. Atlantic (12/29/2024)
	10		vs Florida (N) (11/28/2024)
	10		at LSU (11/20/2024)
	10		Grambling (11/16/2024)
<b>3 PT FG ATTEMPTS</b>	31		vs Florida (N) (11/28/2024)
	29		at LSU (11/20/2024)
<b>3 PT FG PERCENTAGE</b>	.619	(13-21)	at Fla. Atlantic (12/29/2024)
	.529	(9-17)	ULM (12/21/2024)
<b>FREE THROWS MADE</b>	18		at East Carolina (01/11/2025)
	17		at Charlotte (01/04/2025)
	17		Rice (01/01/2025)
<b>FREE THROW ATTEMPTS</b>	29		Grambling (11/16/2024)
	26		at Wichita St. (01/15/2025)
<b>FREE THROW PERCENTAGE</b>	.850	(17-20)	at Charlotte (01/04/2025)
	.810	(17-21)	Rice (01/01/2025)
<b>REBOUNDS</b>	52		at Wichita St. (01/15/2025)
	49		North Dakota St. (12/10/2024)
<b>ASSISTS</b>	24		at Fla. Atlantic (12/29/2024)
	24		Grambling (11/16/2024)
<b>STEALS</b>	15		Grambling (11/16/2024)
	13		Rice (01/01/2025)
	13		Jackson St. (11/24/2024)
<b>BLOCKED SHOTS</b>	9		Fla. Atlantic (01/29/2025)
	7		North Texas (01/08/2025)
	7		Grambling (11/16/2024)
<b>TURNOVERS</b>	27		Alabama A&M (12/20/2024)
	26		at Missouri (11/12/2024)
	26		Nicholls (11/07/2024)
<b>FOULS</b>	26		Grambling (11/16/2024)
	23		Nicholls (11/07/2024)



**2024-25 Tulane Women's Basketball  
Player Highs Analysis  
All games**

**Tulane - Individual Game Highs**

<b>POINTS</b>	26		Amira Mabry at Fla. Atlantic (12/29/2024)
	24		Kyren Whittington at LSU (11/20/2024)
	23		Kyren Whittington vs Northern Ariz. (N) (11/30/2024)
	22		Sherese Pittman vs North Dakota St. (12/10/2024)
	22		Kendall Sneed vs Florida (N) (11/28/2024)
	22		Kyren Whittington vs Jackson St. (11/24/2024)
<b>FIELD GOALS MADE</b>	12		Amira Mabry at Fla. Atlantic (12/29/2024)
	10		Kyren Whittington vs Jackson St. (11/24/2024)
<b>FIELD GOAL ATTEMPTS</b>	25		Kyren Whittington vs Northern Ariz. (N) (11/30/2024)
	21		Sherese Pittman vs North Dakota St. (12/10/2024)
<b>FIELD GOAL PERCENTAGE (min 5 made)</b>	1.000	(7-7)	Amira Mabry vs Grambling (11/16/2024)
	1.000	(5-5)	Dyllan Hanna vs Florida (N) (11/28/2024)
<b>3 PT FG MADE</b>	7		Victoria Keenan at LSU (11/20/2024)
	6		Victoria Keenan at Charlotte (01/04/2025)
	6		Victoria Keenan vs Florida (N) (11/28/2024)
	6		Victoria Keenan vs Grambling (11/16/2024)
<b>3 PT FG ATTEMPTS</b>	12		Victoria Keenan vs Memphis (01/18/2025)
	11		Victoria Keenan vs Florida (N) (11/28/2024)
	11		Victoria Keenan at LSU (11/20/2024)
<b>3 PT FG PERCENTAGE (min 2 made)</b>	1.000	(4-4)	Sadie Shores at Fla. Atlantic (12/29/2024)
	1.000	(2-2)	Kendall Sneed vs Rice (01/01/2025)
	1.000	(2-2)	Sadie Shores vs ULM (12/21/2024)
	1.000	(2-2)	Victoria Keenan vs Mercer (12/15/2024)
<b>FREE THROWS MADE</b>	9		Sherese Pittman vs Nicholls (11/07/2024)
	7		Kendall Sneed vs Jackson St. (11/24/2024)
	7		Kyren Whittington at LSU (11/20/2024)
<b>FREE THROW ATTEMPTS</b>	12		Sherese Pittman vs Nicholls (11/07/2024)
	10		Kendall Sneed vs ULM (12/21/2024)
<b>FREE THROW PERCENTAGE (min 3 made)</b>	1.000	(6-6)	Sherese Pittman at East Carolina (01/11/2025)
	1.000	(6-6)	Kendall Sneed vs North Dakota St. (12/10/2024)
	1.000	(5-5)	Amira Mabry at Charlotte (01/04/2025)
	1.000	(5-5)	Kendall Sneed vs Rice (01/01/2025)
	1.000	(5-5)	Kendall Sneed at Missouri (11/12/2024)
	1.000	(4-4)	Kendall Sneed at Temple (01/25/2025)
	1.000	(4-4)	Sherese Pittman at Charlotte (01/04/2025)
	1.000	(4-4)	Kendall Sneed vs Mercer (12/15/2024)
1.000	(3-3)	Victoria Keenan vs Jackson St. (11/24/2024)	
<b>REBOUNDS</b>	13		Amira Mabry at Wichita St. (01/15/2025)
	13		Dyllan Hanna vs Nicholls (11/07/2024)
<b>ASSISTS</b>	11		Kendall Sneed vs Florida (N) (11/28/2024)
	8		Kyren Whittington at Charlotte (01/04/2025)
<b>STEALS</b>	6		Sherese Pittman vs Grambling (11/16/2024)
	4		Victoria Keenan at Temple (01/25/2025)
	4		Kendall Sneed at Wichita St. (01/15/2025)
	4		Dyllan Hanna vs North Texas (01/08/2025)
	4		Victoria Keenan vs Rice (01/01/2025)
	4		Kendall Sneed vs Jackson St. (11/24/2024)
	4		Victoria Keenan vs Grambling (11/16/2024)
<b>BLOCKED SHOTS</b>	5		Kendall Sneed vs Fla. Atlantic (01/29/2025)
	5		Dyllan Hanna vs North Texas (01/08/2025)
	5		Dyllan Hanna at LSU (11/20/2024)



2024-25 Tulane Women's Basketball  
Player Highs Analysis  
All games

**Tulane - Individual Game Highs**

<b>TURNOVERS</b>	7	Sherese Pittman vs Memphis (01/18/2025)
	7	Kendall Sneed at Charlotte (01/04/2025)
	7	Kendall Sneed vs Alabama A&M (12/20/2024)
	7	Kendall Sneed vs North Dakota St. (12/10/2024)
	7	Kendall Sneed vs Grambling (11/16/2024)
<b>FOULS</b>	5	Dyllan Hanna at Wichita St. (01/15/2025)
	5	Sadie Shores at East Carolina (01/11/2025)
	5	Kendall Sneed vs Rice (01/01/2025)
	5	Kendall Sneed at LSU (11/20/2024)
	5	Sherese Pittman vs Nicholls (11/07/2024)