


TULANE BASEBALL

131 MLB DRAFT PICKS | 57 ALL-AMERICA SELECTIONS | 22 NCAA REGIONALS | THREE SUPER REGIONALS | TWO COLLEGE WORLD SERIES | 16 CONFERENCE TITLES


GAME 49

TULANE GREEN WAVE (26-22) vs. UNO PRIVATEERS (26-21)

MAY 7, 2024 | 6:30 PM CT | NEW ORLEANS | MAESTRI FIELD



TULANE GREEN WAVE
Head Coach: Jay Uhlman
Overall: 109-90 (includes JUCO record)
Record at Tulane: 48-68 (second year)



UNO PRIVATEERS
Head Coach: Blake Dean
Overall: 243-207-1 (ninth year)
Record at UNO: Same

Pitching Matchup

Tuesday's contest will pit Tulane LHP Billy Price (2-2, 4.13 ERA) against UNO RHP Elijah Karney (0-0, 8.22 ERA).


Last Time Out

The Memphis baseball team saw a 5-0 lead evaporate down the stretch but ultimately escaped Uptown with a 7-5, 10-inning win over host Tulane Sunday afternoon on Greer Field at Turchin Stadium.

The win gave the Tigers the

series victory and improved the team's record to 21-27 overall and 8-13 in the American Athletic Conference. The Green Wave dropped to 26-22 and 10-11 in the league.

Memphis right fielder Pierre Seals crushed a two-run homer, his 10th of the season, in the top of the 10th for the go-ahead runs. Second baseman Daunte Stuart (3-for-5, 2 runs scored) provided the team's fifth run with a solo shot to lead off the fifth inning.



Tulane shortstop Marcus Cline has a league-high 11 sacrifice hits in 2024.

16-6

The Green Wave is 16-6 this season when it scores the first run of the game.

36-65

The Green Wave's pitching staff has allowed 36 home runs, the league's second-lowest total.

Offensively, Tulane leads the conference in long balls with 65.

19-1

Tulane is 19-1 when leading after five innings this season.

2024 TULANE SCHEDULE

25-20 OVERALL, 9-9 THE AMERICAN

DATE	OPPONENT	TIME/RESULT	TV
FEB. 16	NORTHWESTERN	L, 0-9	ESPN+
FEB. 17	NORTHWESTERN	W, 6-2	ESPN+
FEB. 18	NORTHWESTERN	W, 12-9	ESPN+
FEB. 20	NICHOLLS	W, 3-2	ESPN+
FEB. 23	UC IRVINE	L, 4-5	ESPN+
FEB. 24	UC IRVINE	L, 4-11	ESPN+
FEB. 25	UC IRVINE	L, 7-10	ESPN+
FEB. 27	UNO	W, 6-3	ESPN+
MARCH 1	YALE	W, 11-1 (8)	ESPN+
MARCH 2	YALE	W, 11-4	ESPN+
MARCH 3	YALE	W, 4-0	ESPN+
March 5	at Nicholls	W, 14-12	ESPN+
MARCH 6	GRAMBLING	W, 9-4	ESPN+
March 8	at ULL	W, 11-8	ESPN+
March 9	at ULL	L, 4-5 (10)	ESPN+
March 10	at ULL	L, 3-4	ESPN+
March 12	at Southeastern Louisiana	L, 7-8	ESPN+
MARCH 15	PEPPERDINE	W, 3-2	ESPN+
MARCH 16	PEPPERDINE (DH-1)	W, 7-3	ESPN+
MARCH 16	PEPPERDINE (DH-2)	L, 4-6	ESPN+
MARCH 18	SAINT LOUIS	W, 2-0	ESPN+
March 22	at Rice*	W, 14-7 (11)	ESPN+
March 23	at Rice*	W, 10-1	ESPN+
March 24	at Rice*	L, 2-4	ESPN+
March 26	at Southern Miss	L, 4-9	ESPN+
MARCH 28	UTSA*	L, 3-6	ESPN+
MARCH 29	UTSA*	L, 7-11	ESPN+
MARCH 30	UTSA*	L, 6-12	ESPN+
APRIL 2	TEXAS SOUTHERN	W, 19-1 (7)	ESPN+
April 5	at UAB*	L, 2-6	ESPN+
April 6	at UAB*	W, 14-13	ESPN+
April 7	at UAB*	L, 6-7	ESPN+
April 9	at UNO	W, 7-4	ESPN+
APRIL 12	SOUTH FLORIDA*	W, 11-3	ESPN+
APRIL 13	SOUTH FLORIDA*	W, 14-4 (8)	ESPN+
APRIL 14	SOUTH FLORIDA*	L, 8-9 (10)	ESPN+
APRIL 17	SOUTH ALABAMA	L, 7-14	ESPN+
April 19	at FAU*	L, 0-5	ESPN+
April 20	at FAU*	W, 8-3	ESPN+
April 21	at FAU*	W, 9-5	ESPN+
APRIL 23	SOUTHERN MISS	L, 6-11	ESPN+
April 26	at Wichita State*	W, 13-8	ESPN+
April 28	at Wichita State* (DH-1)	L, 3-6 (7)	ESPN+
April 28	at Wichita State* (DH-2)	W, 10-4	ESPN+
APRIL 30	SOUTHEASTERN LOUISIANA	W, 13-6	ESPN+
MAY 3	MEMPHIS*	W, 9-5	ESPN+
MAY 4	MEMPHIS*	L, 0-3	ESPN+
MAY 5	MEMPHIS*	L, 5-7 (10)	ESPN+
May 7	at UNO	6:30 P.M.	ESPN+
MAY 10	ECU*	6:30 P.M.	ESPN+
MAY 11	ECU*	6:30 P.M.	ESPN+
MAY 12	ECU*	1 P.M.	ESPN+
May 16	at Charlotte*	5 P.M.	TBA
May 17	at Charlotte*	5 P.M.	TBA
May 18	at Charlotte*	1 P.M.	TBA
MAY 21-26	AAC TOURNAMENT^	TBA	TBA

* - Denotes American Athletic Conference game

^ - American Athletic Championship (Clearwater, Fla. - BayCare Ballpark)

Home games in **BOLD**, and played at Greer Field at Turchin Stadium
All times central time zone and subject to change.

TV: ESPN+

RADIO: 88.3 FM WRBH/Tulane Athletics & Varsity Network apps

Play-by-Play: Corey Gloor

BASEBALL SID:

Jason Corriher, Asst. AD for Strategic Communications
Email: jcorriher@tulane.edu
Cell: 740-331-1497



2024 QUICK FACTS

University

Location New Orleans, La.
 Founded 1834
 Enrollment 13,581
 President Mr. Michael A. Fitts
 Harvard (1975)
 Athletics Director David Harris
 Ole Miss (1993)

Strategic Communications

Asst. AD for Strategic Communications/Baseball Contact. Jason Corriher
 Cell Phone (740-331-1497)
 E-mail jcorriher@tulane.edu
 Mailing Address James W. Wilson Jr. Center
 New Orleans, LA 70118
 Website www.TulaneGreenWave.com

Coaching Staff

Head Coach Jay Uhlman
 (Nevada, 1997)
 Overall Record 108-88 (Includes JUCO record)
 Record at Tulane (Yrs.) 48-68 (Second Season)
 Assistant Coaches Anthony Izzio (South Alabama, 2013)
 Justin Bridgman (Nevada, 2017)
 Thomas Brittle (Clemson, 2013)
 General Manager, Baseball Operations/Player Development .. Curtis Akey (LSU, 2007)
 Baseball Office (504) 862-8216

Team Information

Facility Greer Field at Turchin Stadium (5,000)
 Built 1991 (Renovated: 2008)
 First Game March 11, 1991
 (Tulane 11, Notre Dame 4)
 Dimensions Lines: 325, Alleys: 370, Center: 400

2023 Recap

2023 Record (American Athletic Conference) 19-42 (8-16, 7th)
 2023 American Athletic Conference Tournament Champions
 2023 Baton Rouge Regional Participants

History Recap

NCAA Regional Appearances 22
 1979, 1982, 1983, 1986, 1987, 1988, 1992, 1994, 1996,
 1998, 1999, 2000, 2001, 2002, 2003, 2004, 2005, 2006,
 2008, 2015, 2016, 2023
 NCAA Super Regional Appearances 3
 2001, 2004, 2005
 College World Series Appearances 2
 2001, 2005
 Overall Postseason Record 38-46 (.452)
 Last Postseason Results Baton Rouge Regional (2023)
 L, 7-2 vs. LSU
 L, 10-2 vs. Sam Houston

Tulane got solo homers from left fielder Jackson Linn (fifth inning) and catcher Colin Tuft (eighth), both of whom registered their eighth round-trippers of 2024. Second baseman Connor Rasmussen tied center fielder Teo Banks for the team lead with his 12th double of the season in the third inning. Right fielder Gavin Schulz scored twice.

Seals' heroics made a winner of reliever Brayden Sanders (2-3), who issued just one walk with a strikeout in the ninth and 10th frames.

The Seals homer came off Tulane reliever Jacob Moore, who fell to 3-3 on the season.

The Tuft homer trimmed the deficit to one (5-4) and Tulane tied the game in the ninth when Schulz scored on a ground ball double play hit by designated hitter Michael Lombardi. Tuft then popped out to short and the game proceeded to the 10th.

Banks has now reached base in 18th consecutive games.

Tulane next takes the diamond at UNO on Tuesday at 6:30 p.m.

Wave is Offensive in 2024

The Green Wave leads the AAC in home runs (65) and is second in runs scored (342), doubles (97), total bases (766), walks (233), slugging percentage (.471) and RBI (322).

Good Early Starts Paying Off

The Green Wave is 16-6 this season when it scores first and 19-1 when leading after five innings.

Banks Finds Consistency

Tulane center fielder Teo Banks has reached base in 18 consecutive contests.

Marget Earns Honor Roll Acclaim from American Athletic Conference

Tulane first baseman Brady Marget was named to the American Athletic Conference's weekly honor roll Monday after a fine week at the plate for the Green Wave.

Marget hit .412 (7-for-17) in a 3-1 week for the Green Wave with two runs scored, five RBI, two doubles and two walks. He also posted a slugging percentage of .529 and an on-base percentage of .476 for an OPS of 1.005. The Milwaukee, Wisconsin native helped the team in a series victory over South Florida following a 7-4 win at UNO.

For the season, he has 31 total bases in conference play, tying him for the league's second-highest total.

Welch Named AAC Pitcher of the Week

Tulane junior pitcher Chandler Welch was named American Athletic Conference Pitcher of the Week on Monday following a spectacular showing by the Slidell native on Saturday.

Welch was dominant in the 6-2 win over Northwestern as he registered a career-high 10 strikeouts to lift the Green Wave to its first victory of the season. He allowed just one hit and a hit batter in the five-inning, 78-pitch effort.

Also earning recognition was second baseman Connor Rasmussen for the AAC Honor Roll. The Fort Mill, S.C. native hit .444 this week (4-for-9) with three runs scored and seven RBI. He also posted an on-base percentage of .571 and a



slugging percentage of .889 with eight assists and no errors. Unquestionably, his biggest moment of the weekend came in Sunday's rubber match with the Wildcats when he blasted a grand slam over the wall in right center to clinch the series victory.

Green Wave Opens 2024 Campaign Against Northwestern

Tulane Baseball, fresh off its 2023 American Athletic Conference championship, will kick off its 2024 season at home with a three-game weekend series against Northwestern on the newly-refurbished Greer Field at Turchin Stadium.

The two teams will square off Friday at 6:30, followed by games at 2 and 1 p.m. on Saturday and Sunday, respectively. The games will all be streamed on ESPN+ with a trio of individuals handling the Tulane Sports Network from Learfield radio call on 88.3 FM WRBH. Voice of the Green Wave Corey Gloor will call the action on Friday, while Paul Boron will handle Saturday before handing it off to Tulane Athletics Hall of Famer Todd Graffagnini on Sunday. Airtime for all three games is 15 minutes before first pitch.

On Friday, there will be a team poster and schedule can giveaway to the first 500 fans.

Sunday will be Riptide's Kids Club Day. Kids Club members will receive free admission and there will be a giveaway of collectible Tulane Baseball cards. A postgame autograph session with Michael Lombardi, Wes Burton, Chris Diaz, Tracy Mitchem, Jacob Moore and head coach Jay Uhlman will also be held on the concourse behind home plate.

The Green Wave, which boasts the Preseason AAC Player of the Year in outfielder Teo Banks, will start UCLA transfer Jake Saum on Friday. The 5-11 lefthander went 7-2 during his time with the Bruins, sporting an earned run average of 4.31 with 74 strikeouts and 37 walks in 64 and two-thirds innings. He yielded a .243 batting average against.

The Wildcats will counter with a lefty of their own in Nolan Moor on Friday. The Colebrook, Connecticut native went 2-1 last season with a 12.81 ERA in 19 and two-thirds innings. He posted 19 strikeouts and nine free passes in 2023.

Tulane will start righty Chandler Welch on Saturday. The junior from Slidell, LA went 4-5 last season, whiffing 62 batters against 17 walks in 58 innings.

Northwestern will send Matt McClure to the hill for its second game. The Rancho Santa Margarita, California native is coming off a 2023 season that saw him go 1-6 with a 6.71 ERA in 59 innings. He also struck out 38 and walked 25.

On Sunday, the Green Wave will start 6-5 junior Will Clements. Clements hails from The Woodlands, Texas and led McLennan Junior College to the JUCO World Series a year ago, boasting an ERA of 3.50 to go with his 8-2 record in 81 and two-thirds innings. He also fanned 68 batters.

Northwestern's Sunday starter has not yet been named.

The Wildcats went 10-40 overall last season and 4-20 in the Big Ten. New head coach Ben Greenspan was hired on August 18, 2023 after serving as Associate Head Coach and Recruiting Coordinator for Michigan in 2023.



LIFE IN THE AMERICAN

2024 AAC PRESEASON POLL

1. East Carolina (9) 81
2. Charlotte 67
3. UTSA 64
4. Florida Atlantic 54
5. South Florida (1) 47
6. Memphis 35
7. Wichita State 34
8. Rice 29
9. **Tulane 25**
10. UAB 14

First place votes in parentheses

2024 AAC STANDINGS

Team	Overall		Conference	
	W-L	PCT.	W-L	PCT.
ECU	37-9	.804	16-5	.762
UTSA	27-20	.574	13-8	.619
Charlotte	22-26	.458	11-10	.524
Tulane	26-22	.542	10-11	.476
Florida Atlantic	23-22	.511	10-11	.476
Wichita State	24-26	.480	10-11	.476
South Florida	23-24	.489	9-12	.429
UAB	22-24	.478	9-12	.429
Rice	19-28	.404	9-12	.429
Memphis	21-27	.438	8-13	.381

2024 AAC Honors

- Chandler Welch (2/19, Pitcher of the Week)
- Connor Rasmussen (2/19, Honor Roll)
- Gavin Schulz (3/4, Honor Roll)
- Gavin Schulz (3/25, Honor Roll)
- Chandler Welch (3/25, Honor Roll)
- Brady Marget (4/15, Honor Roll)
- Teo Banks (4/22, Honor Roll)
- Teo Banks (4/29, Honor Roll)

Preseason Player of the Year

Teo Banks, Tulane

Preseason Pitcher of the Year

Trey Yesavage, Jr., East Carolina

Preseason All-Conference Team

- P – Trey Yesavage, Jr., East Carolina*
- P – Parker Smith, Jr., Rice
- P – Jack Ceibert, Jr., South Florida
- P – Cameron Hansen, Sr., Charlotte
- P – Zach Root, So., East Carolina
- P – Caden Favors, Sr., Wichita State
- RP – Danny Beal, Sr., East Carolina
- C – Justin Wilcoxon, Sr., East Carolina
- 1B – Carter Cunningham, Sr., East Carolina
- 2B – Bobby Boser, Jr., South Florida
- SS – Eric Snow, So., South Florida
- 3B – Matt King, Jr., UTSA
- OF – **Teo Banks, Jr., Tulane**
- OF – Jacob Jenkins-Cowart, Jr., East Carolina
- OF – Drew Brutcher, Sr., South Florida
- DH – Ben Rozenblum, R-Sr., South Florida

* denotes unanimous selection

TULANE'S RECORD WHEN...

	2024
Home	16-13
Away	10-9
Neutral sites	0-0
Day	12-12
Night	14-10
vs. Left-Handed Starters	8-4
vs. Right-Handed Starters	18-18
Non-Conference Games	16-11
Conference Games	10-11
Midweek Games	8-4
vs. Louisiana Opponents	7-3
vs. Ranked Opponents	0-0
vs. SEC	0-0
vs. Sun Belt	1-5
vs. Southland	5-1
vs. Conference USA	0-0
vs. SWAC	2-0
Game 1 of Weekend Series	7-5
Game 2 of Weekend Series	7-5
Game 3 of Weekend Series	4-8
Monday	1-0
Tuesday	6-3
Wednesday	1-1
Thursday	0-1
Friday	7-5
Saturday	7-5
Sunday	4-5
February	4-4
March	11-9
April	10-6
May	1-2
1-Run Games	3-6
2-Run Games	2-3
5+ Run Games	12-7
Extra Inning Games	1-3
Shutouts	2-3
Longest Winning Streak	7 (Feb. 27-Mar. 8)
Longest Losing Streak	5 (March 24-30)
Come-From-Behind Wins	16
Longest Game	5:10 (3/15 vs. Pepperdine)
Shortest Game	2:25 (3/18 vs. Saint Louis)

AT GREER FIELD AT TURCHIN STADIUM

Opened: March 11, 1991

Rededicated: February 22, 2008
(*Tulane 6, UIC 0*)

First Game: March 11, 1991

(*Tulane 11, Notre Dame 4*)

Capacity: 5,000

Surface: AstroTurf Diamond Series

Record: 738-331-3 (32 Seasons)

YEAR-BY-YEAR

Year	W	L	T	PCT
1991	27	8	0	.771
1992	32	9	0	.780
1993	14	12	0	.538
1994	27	6	0	.818
1995	24	14	0	.632
1996	24	8	0	.750
1997	29	13	0	.690
1998	24	4	0	.857
1999	26	3	0	.897
2000	22	8	1	.733
2001	41	7	0	.854
2002	21	11	0	.656
2003	33	3	0	.917
2004	26	3	0	.897
2005	33	4	0	.892
2008	26	15	1	.631
2009	24	13	0	.649
2010	26	14	0	.650
2011	22	15	0	.595
2012	27	10	0	.730
2013	16	16	0	.500
2014	18	13	0	.580
2015	19	11	0	.633
2016	23	8	0	.742
2017	18	17	0	.514
2018	19	15	0	.559
2019	22	14	0	.611
2020	11	1	0	.917
2021	20	11	0	.645
2022	20	12	1	.621
2023	8	20	0	.286
2024	16	13	0	.552
Total	738	331	3	.690





2023-24 TULANE GREEN WAVE BASEBALL

2024 ROSTER

No.	Name	Ht.	Wt.	Pos.	B/T	Yr.	Exp.	Hometown/Last School
1	James Agabedis III	5-10	199	INF	L/R	So.	1L	Sudbury, Ma./Lawrence Academy
2	Gavin Schulz	5-9	185	INF/OF	R/R	Jr.	2L	Meraux, La./Holy Cross HS
3	Adam Ebling	6-2	201	OF/INF	R/R	RS So.	1L	St. Louis, Mo./Westminster Christian Academy
4	Mason Oñate	6-0	187	INF	L/R	Fr.	HS	Powell, Ohio/Olentangy Liberty HS
6	Marcus Cline	5-11	175	INF	L/R	Gr.	TR	Fall Creek, Wisc./UW-Milwaukee
8	Connor Rasmussen	5-11	195	INF	L/R	So.	TR	Fort Mill, S.C./East Carolina
9	Matthias Haas	6-1	200	INF/OF	R/R	Gr.	TR	Oakland, Calif./Cal Poly
11	Teo Banks	6-2	209	OF	R/R	Jr.	2L	Odessa, Texas/Odessa Permian HS
14	Nathan Rose	6-1	178	INF	R/R	Gr.	TR	Shaker Heights, Ohio/Bowling Green
15	Michael Lombardi	6-3	201	RHP/INF	R/R	So.	1L	Pound Ridge, N.Y./Fox Lane HS
16	Jonah Wachter	6-2	204	RHP	R/R	Jr.	2L	Concord, N.H./Concord HS
17	Colin Tuft	6-3	206	C	R/R	Jr.	TR	Vienna, Va./Virginia
21	Ben Romano	6-2	212	OF	R/R	RS Fr.	RS	Chester, N.J./The Hun School
22	William Good	6-2	199	C/INF	R/R	Fr.	HS	Metairie, La./Jesuit HS
23	Reed Kellum	6-3	219	C	R/R	RS Sr.	TR-1L	Jackson, Miss./Hinds CC
24	Jackson Linn	6-3	212	OF	R/R	Jr.	2L	Cambridge, Ma./Cambridge Rindge and Latin HS
26	Chris Diaz	6-0	211	OF	L/L	Fr.	HS	Pomona, N.Y./Millbrook HS
28	Taylor Montiel	6-2	205	LHP	L/L	RS So.	TR-1L	Brentwood, Tenn./Mississippi State
29	Alex Ainsworth	6-2	195	RHP	R/R	Fr.	HS	Baton Rouge, La./Catholic HS
30	Grant Cohn	5-9	192	C	R/R	Fr.	HS	Baton Rouge, La./The Dunham School
33	Brady Marget	6-5	239	INF	L/R	Jr.	2L	Whitefish Bay, Wisc./Whitefish Bay HS
34	Chandler Welch	6-0	200	RHP	R/R	Jr.	2L	Slidell, La./Holy Cross HS
35	Carter Benbrook	6-4	243	LHP	L/L	Gr.	TR	Sacramento, Calif./UC Santa Barbara
36	Billy Price	6-6	220	LHP	L/L	Gr.	TR-1L	Morristown, N.J./University of Virginia
37	Gavin Smith	6-0	195	RHP	R/R	RS Jr.	TR-1L	Cooper City, Fla./Dyersburg State
38	Luc Fladda	6-1	197	LHP	L/L	Jr.	TR	Chesterfield, Mo./Johnson County CC
39	Jake Saum	5-11	195	LHP	L/L	Gr.	TR	Ventura, Calif./UCLA
40	Tracy Mitchem	5-11	206	1B/OF	L/L	RS So.	1L	Windermere, Fla./West Orange HS
45	Brock Slaton	6-0	191	OF	L/L	Jr.	TR	Baton Rouge, La./Delgado CC
48	Colin Reilly	6-2	200	RHP	R/R	So.	1L	Sea Girt, N.J./Christian Brothers Academy
49	Logan Hurd	6-4	195	LHP	L/L	Jr.	TR	Manhattan Beach, Calif./Loyola Marymount
50	Eli Lirette	5-11	164	OF	R/R	Fr.	HS	Mandeville, La./Lakeshore HS
52	Jack Bussard	6-5	223	LHP	L/L	Fr.	HS	Reisterstown, Md./McDonogh HS
53	Henry Shuffler	6-7	234	RHP	R/R	Jr.	TR	Lafayette, La./UL-Monroe
54	Blaise Wilcenski	6-6	245	RHP	R/R	RS So.	TR	Waterford, Mich./Wharton JC
55	Wes Burton	6-8	222	RHP	R/R	Gr.	TR	Santa Monica, Calif./Indiana
56	Will Clements	6-5	235	RHP	R/R	Jr.	TR	The Woodlands, Texas/McLennan CC
57	Jacob Moore	6-5	224	RHP	R/R	RS So.	TR	Lacombe, La./LSU-Eunice
99	Trey Cehajic	6-8	243	RHP	R/R	Jr.	TR	Shreveport, La./McLennan CC

- 20 Jay Uhlman - Head Coach (5th Season at Tulane-2nd as HC; Nevada, 1997)
- 5 Anthony Izzio - Assistant Coach (3rd Season at Tulane; South Alabama, 2013)
- 51 Justin Bridgman - Assistant Coach (2nd Season at Tulane; Nevada, 2017)
- 7 Thomas Brittle - Assistant Coach (2nd Season at Tulane; Clemson, 2013)
- Brennan Lambert - Student Assistant Coach (3rd Season at Tulane-1st as Student Assistant; Tulane, 2023)
- Curtis Akey - General Manager, Baseball Operations & Player Development (10th Season at Tulane; LSU, 2007)
- Nieko Torres - Strength and Conditioning (2nd Season at Tulane; West Virginia, 2017)
- Dr. Victoria Elia - Athletic Trainer (4th Season at Tulane; Lasell College, 2014)
- Ryan Kimberly - Director of Camps and Alumni Relations (1st Season at Tulane; Tulane, 2008)
- Frankie Niemann - Director of Analytics (6th Season at Tulane-1st as Director of Analytics; Tulane, 2022)



JAY UHLMAN

HEAD COACH | 48-68

Second Season | Nevada, 1997

Jay Uhlman was named the 25th head coach of the Tulane Baseball Program on June 7, 2022. He was named to the post after three seasons where he filled the jobs of assistant coach, recruiting coordinator, and interim head coach.

A veteran with more than 26 years of experience in four different conferences including the PAC12, BIG12, AAC, and the WAC, the Redondo Beach, California native was promoted after he led the Green Wave to the AAC Tournament Semifinals to close the 2022 campaign.

In 2023, Uhlman rallied his troops with a dynamic run from the bracket's seven seed in the American Athletic Conference Tournament, culminating with the program's first AAC tourney title (ninth overall) and 16th overall conference championship. The Olive and Blue became the lowest seed to ever win the AAC Tournament. The following weekend, Tulane took part in its 22nd NCAA Regional, this one coming in Baton Rouge. At season's end, the Green Wave saw pitcher Dylan Carmouche selected in the 15th Round by the San Francisco Giants and received the ABCA Academic Excellence Award. Tulane was one of just 11 teams in Division I to receive the honor for seven consecutive years.

He is responsible for the 2020-2021 class ranked 25th by Perfect Game, the highest-ranked class at Tulane since 2003, 36th by Collegiate Baseball.

Uhlman has spent time coaching in the junior college ranks while also having stints in the Western Athletic Conference, Pac 12, Big 12 conferences before settling into the AAC. During his career, Uhlman has coached and recruited 117 all-conference honorees, 29 All-Americans, eight conference players of the year, 29 big leaguers and 13 USA Collegiate National Team alums.

Uhlman made the move to the Big Easy in July of 2019. In his first season on the Green Wave staff, Uhlman helped guide Tulane to a 15-2 mark during the 2020 campaign – Tulane's best start to a season since 1972. Tulane's 15 wins at the end of the shortened season were tied for the most in the American Athletic Conference. In addition, Tulane had five players with a batting average of .300-or-better.

Uhlman arrived at Tulane after spending the previous nine seasons as a member of the University of Oregon staff where he was the associate head coach for the last three seasons. During his time in Eugene, the Ducks accumulated 328 wins, with 136 coming over Pac 12 opponents, to post a .606 overall winning percentage.

During his tenure with the Ducks, Uhlman was a part of a program that won 60 percent of their games, including a three-year stretch with 40-plus victories from 2012-14. In 2013, Oregon won a program-record 48 games and finished second in the league with a 22-8 record, as the Ducks qualified for the NCAA Tournament for four consecutive years, twice being selected as an overall national seed and hosting an NCAA Super Regional in 2012.

In six of his nine seasons with Oregon, Uhlman's classes were consistently ranked in the top 40 by Perfect Game, including bringing in a host of players that went on to earn 16 All-America and 39 All-Pac 12 honors. During that time Oregon had a player named as a finalist for the NCBWA Stopper of the Year three times, two semifinalists for the Dick Howser Trophy, and three semifinalists for the Golden Spikes Award.

Fifty-five (55) of Uhlman's Oregon players went on to play professionally, with two being first-round picks in the MLB Draft. Fifteen (15) of those have gone on to play in the majors.

For one season in 2011, Uhlman served as the assistant coach and recruiting coordinator at the University of Kansas, helping pull in a class that Perfect Game ranked 32nd nationally. He served as the Jayhawks' hitting coach and worked on the offense, as four players earned All-Big 12 honors and six were Big 12 All-Academic picks and six were drafted one went on to reach the big leagues.

Uhlman began his tenure at Oregon in the summer of 2009, when he served as the Ducks' volunteer assistant coach, working with the hitters and organizing on-campus recruiting efforts. In the program's second year as a varsity sport after being dormant for 28 years, Oregon tied the NCAA record for turnaround wins in a season, going from 14 in that first year back in 2009, to 40 in 2010. Oregon also went from winning four games in conference to 13, qualifying for the NCAA Storrs Regional.

In 2001, Uhlman returned to Nevada, his alma mater, as an assistant. He served as the hitting and infield coach while assisting with recruiting efforts. Nevada qualified for the WAC Tournament for four straight years, from 2006-2009, finishing second in the league three times.

Forty-two (42) Wolf Pack players were All-WAC selections, five were tabbed All-Americans, with three players earning WAC Freshman of the Year to go along with two others earning WAC Player of the Year. During his stint, 41 players went on to play professionally, with 13 receiving the call from a major league club.

Uhlman finished his degree from Nevada in 1998 while serving as a graduate assistant for the Wolf Pack. He then moved on to be an assistant coach at L.A. Harbor Junior College. In 1999 he became the head coach for two seasons at LAHC, eventually finishing with an overall record of 61-22-2 and 35-15 in the South Coast Conference.

In 2001 Uhlman's Seahawks went 33-6-1 on the season and 20-4 in the SCC to claim the league and regional championship, as he was named the conference's coach of the year. 24 total players were named All-SCC, including having the conference pitcher of the year among six All-California Community College Athletic Association picks and two All-Americans.

An All-CIF performer at Redondo Union High School, Uhlman culminated his prep career by being drafted by the Toronto Blue Jays. Uhlman moved on to LAHC where he was a two-time all-conference and All-Southern California shortstop.

He then finished his collegiate career playing at Nevada in 1995 and 1997. Uhlman was an honorable mention All-Big West Conference selection as a shortstop in 1997. The Wolf Pack led the NCAA in double plays and double plays per game during Uhlman's senior season advancing to the Lubbock Regional before the NCAA tournament expanded to 64 teams.

By The Numbers

- 823 Wins as a College Baseball Coach
- 715 Wins as an Assistant Coach
- 122 Players who have played professionally
- 117 All-Conference Players
- 109 Wins as a Head Coach (with 48 coming in Division I)
- 89 Academic All-Conference Players
- 29 All-Americans
- 29 Players who have reached the Major League
- 26 Years of Experience (PAC12, BIG12, AAC, WAC)
- 17 MLB Top 5 Round Picks
- 14 Postseason Appearances
- 13 Team USA Collegiate Players
- 8 Players of the Year
- 8 Top 40 Recruiting Classes (Since 2011 when they started ranking)
- 3 Golden Spikes Award Semi-Finalists
- 2 Dick Howser Award Semi-Finalists
- 2 MLB 1st Round Picks
- 1 Lowe's Senior CLASS All American
- 1 Brooks Wallace Award Finalist

Coaching Record

Year	School	Position	Record O/C	Percentage	Post Season
1998	Nevada	Graduate Assistant	31-22/17-10	0.585	BWC
1999	LA Harbor JC	Assistant Coach	21-23/14-10	0.477	
2000	LA Harbor JC	Head Coach	25-14/15-9	0.641	
2001	LA Harbor JC	Head Coach	36-8/20-4	0.818	Super Regional
2002	Nevada	Assistant Coach	25-32/10-20	0.439	
2003	Nevada	Assistant Coach	32-24/19-10	0.571	
2004	Nevada	Assistant Coach	30-29/14-16	0.508	
2005	Nevada	Assistant Coach	26-27/15-15	0.49	
2006	Nevada	Assistant Coach	26-28/11-12	0.481	WAC
2007	Nevada	Assistant Coach	35-26/15-9	0.574	WAC
2008	Nevada	Assistant Coach	34-26/18-14	0.567	WAC
2009	Nevada	Assistant Coach	25-31/10-13	0.446	WAC
2010	Oregon	Volunteer Assistant Coach	40-24/13-14	0.625	Regional
2011	Kansas	Assistant Coach/RC	26-30/9-18	0.462	
2012	Oregon	Assistant Coach	46-19/19-11	0.708	Super Regional
2013	Oregon	Assistant Coach	48-16/22-8	0.75	Regional
2014	Oregon	Assistant Coach	44-20/18-12	0.688	Regional
2015	Oregon	Assistant Coach	38-25/16-14	0.603	Regional
2016	Oregon	Assistant Coach	29-26/14-16	0.527	
2017	Oregon	Associate Head Coach	30-25/12-18	0.545	
2018	Oregon	Associate Head Coach	26-29/12-18	0.473	
2019	Oregon	Associate Head Coach	27-29/10-19	0.482	
2020	Tulane	Assistant Coach/RC	15-2/COVID	0.882	
2021	Tulane	Assistant Coach/RC	31-24/17-10	0.564	AAC
2022	Tulane	Assistant Coach/RC Interim Head Coach	30-22/10-11 3-4/1-2	0.577 0.429	AAC
2023	Tulane	Head Coach	19-42/8-16	0.311	AAC Champs/Regional
2024	Tulane	Head Coach	26-22/10-11	0.542	
Overall Head Coach			823-606 (.576)/369-340 (.520)		
			109-90 (.548)		

Major League Baseball Output

- 122 Total Professionals
- 101 Players Drafted
- 35 Top 10 Rounders
- 29 Big Leaguers (15 Oregon, 12 Nevada, 1 Kansas, 1 LA Harbor JC)
- 28 Active Pro Players
- 21 Free Agent Signings
- 17 Top 5 Rounders
- 2 First Rounders



2024 Tulane Baseball
Game Results for Tulane Green Wave (as of May 05, 2024)
(All games)

Date	Opponent	Score	Inns	Overall	AAC	Pitcher of record	Attend	Time
Feb 16, 2024	NORTHWESTERN	L 0-9	9	0-1-0	0-0-0	J. Saum (L 0-1)	1620	3:16
Feb 17, 2024	NORTHWESTERN	w 6-2	9	1-1-0	0-0-0	C. Welch (W 1-0)	1467	3:08
Feb 18, 2024	NORTHWESTERN	w 12-9	9	2-1-0	0-0-0	C. Benbrook (W 1-0)	1635	3:34
Feb 20, 2024	NICHOLLS	w 3-2	9	3-1-0	0-0-0	H. Shuffler (W 1-0)	1483	2:31
Feb 23, 2024	UC IRVINE	L 4-5	9	3-2-0	0-0-0	J. Saum (L 0-2)	1692	2:58
Feb 24, 2024	UC IRVINE	L 4-11	9	3-3-0	0-0-0	T. Cehajic (L 0-1)	2005	3:40
Feb 25, 2024	UC IRVINE	L 7-10	9	3-4-0	0-0-0	M. Lombardi (L 0-1)	1692	2:55
Feb 27, 2024	UNO	w 6-3	9	4-4-0	0-0-0	B. Wilcenski (W 1-0)	1738	2:34
Mar 01, 2024	YALE	w 11-1	8	5-4-0	0-0-0	B. Price (W 1-0)	1382	2:38
Mar 02, 2024	YALE	w 11-4	9	6-4-0	0-0-0	C. Welch (W 2-0)	1634	2:41
Mar 03, 2024	YALE	w 4-0	9	7-4-0	0-0-0	W. Clements (W 1-0)	1996	2:27
Mar 05, 2024	at Nicholls	w 14-12	9	8-4-0	0-0-0	J. Moore (W 1-0)	655	3:42
Mar 06, 2024	GRAMBLING	w 9-4	9	9-4-0	0-0-0	B. Price (W 2-0)	1441	3:20
Mar 08, 2024	at ULL	w 11-8	9	10-4-0	0-0-0	H. Shuffler (W 2-0)	3568	3:19
Mar 09, 2024	at ULL	L 4-5	(10)	10-5-0	0-0-0	T. Cehajic (L 0-2)	3686	2:57
Mar 10, 2024	at ULL	L 3-4	9	10-6-0	0-0-0	J. Moore (L 1-1)	3699	2:50
Mar 12, 2024	at Southeastern	L 7-8	9	10-7-0	0-0-0	J. Saum (L 0-3)	1661	2:28
Mar 15, 2024	PEPPERDINE	w 3-2	9	11-7-0	0-0-0	H. Shuffler (W 3-0)	1319	5:10
Mar 16, 2024	PEPPERDINE-1	w 7-3	9	12-7-0	0-0-0	C. Benbrook (W 2-0)	1413	2:48
Mar 16, 2024	PEPPERDINE-2	L 4-6	9	12-8-0	0-0-0	W. Clements (L 1-1)	1545	2:59
Mar 18, 2024	SAINT LOUIS	w 2-0	9	13-8-0	0-0-0	M. Lombardi (W 1-1)	1484	2:25
* Mar 22, 2024	at Rice	w 14-7	(11)	14-8-0	1-0-0	J. Moore (W 2-1)	2319	4:16
* Mar 23, 2024	at Rice	w 10-1	9	15-8-0	2-0-0	C. Welch (W 3-0)	2740	2:51
* Mar 24, 2024	at Rice	L 2-4	9	15-9-0	2-1-0	W. Clements (L 1-2)	2137	2:29
Mar 26, 2024	at Southern Miss	L 4-9	9	15-10-0	2-1-0	M. Lombardi (L 1-2)	5209	3:02
* Mar 28, 2024	UTSA	L 3-6	9	15-11-0	2-2-0	L. Fladda (L 0-1)	1487	3:05
* Mar 29, 2024	UTSA	L 7-11	9	15-12-0	2-3-0	C. Welch (L 3-1)	1631	2:41
* Mar 30, 2024	UTSA	L 6-12	9	15-13-0	2-4-0	B. Price (L 2-1)	1626	3:01
Apr 02, 2024	TEXAS SOUTHERN	w 19-1	7	16-13-0	2-4-0	M. Lombardi (W 2-2)	1475	2:26
* Apr 05, 2024	at UAB	L 2-6	9	16-14-0	2-5-0	L. Fladda (L 0-1)	276	2:40
* Apr 06, 2024	at UAB	w 14-13	9	17-14-0	3-5-0	J. Moore (W 2-0)	376	3:10
* Apr 07, 2024	at UAB	L 6-7	9	17-15-0	3-6-0	M. Lombardi (L 2-3)	257	2:37
Apr 09, 2024	at UNO	w 7-4	9	18-15-0	3-6-0	B. Wilcenski (W 2-0)	618	3:25
* Apr 12, 2024	SOUTH FLORIDA	w 11-3	9	19-15-0	4-6-0	L. Fladda (W 1-2)	1868	2:50
* Apr 13, 2024	SOUTH FLORIDA	w 14-4	8	20-15-0	5-6-0	C. Welch (W 4-1)	1579	2:43
* Apr 14, 2024	SOUTH FLORIDA	L 8-9	(10)	20-16-0	5-7-0	J. Moore (L 3-2)	2162	3:02
Apr 17, 2024	SOUTH ALABAMA	L 7-14	9	20-17-0	5-7-0	B. Price (L 2-2)	1658	3:37
* Apr 19, 2024	at Florida Atlantic	L 0-5	9	20-18-0	5-8-0	L. Fladda (L 1-3)	467	2:38
* Apr 20, 2024	at Florida Atlantic	w 8-3	9	21-18-0	6-8-0	C. Welch (W 5-1)	395	2:40
* Apr 21, 2024	at Florida Atlantic	w 9-5	9	22-18-0	7-8-0	H. Shuffler (W 4-0)	352	3:21
Apr 23, 2024	SOUTHERN MISS	L 6-11	9	22-19-0	7-8-0	L. Hurd (L 0-1)	1927	3:21
* Apr 26, 2024	at Wichita State	w 13-8	9	23-19-0	8-8-0	L. Fladda (W 2-3)	1658	3:21
* Apr 28, 2024	at Wichita State-1	L 3-6	7	23-20-0	8-9-0	C. Welch (L 5-2)	1862	2:27
* Apr 28, 2024	at Wichita State-2	w 10-4	9	24-20-0	9-9-0	M. Lombardi (W 3-3)	1862	3:40
Apr 30, 2024	SOUTHEASTERN	w 13-6	9	25-20-0	9-9-0	J. Wachter (W 1-0)	1724	3:13
* May 03, 2024	MEMPHIS	w 9-5	9	26-20-0	10-9-0	L. Fladda (W 3-3)	1605	3:24
* May 04, 2024	MEMPHIS	L 0-3	9	26-21-0	10-10-0	C. Welch (L 5-3)	1705	3:00
* May 05, 2024	MEMPHIS	L 5-7	(10)	26-22-0	10-11-0	J. Moore (L 3-3)	1720	3:44

* = Conference game

() extra inning game

2024 Tulane Baseball
 Team Game-by-Game for Tulane Green Wave (as of May 05, 2024)
 Batting (All games)

Date	Opponent	ab	r	h	rbi	2b	3b	hr	tb	bb	ibb	sb	cs	hbp	sac	sf	gdp	k	po	a	e	lob	avg
Feb 16	NORTHWESTERN	32	0	5	0	1	0	0	6	1	0	0	0	1	0	0	0	10	27	5	2	7	.156
Feb 17	NORTHWESTERN	33	6	12	5	3	0	0	15	7	0	1	0	2	1	0	1	5	27	7	2	13	.262
Feb 18	NORTHWESTERN	27	12	8	12	1	0	1	12	10	0	1	0	5	2	2	1	8	27	12	2	10	.272
Feb 20	NICHOLLS	27	3	8	3	4	0	0	12	1	0	0	0	1	2	2	0	10	27	9	2	6	.277
Feb 23	UC IRVINE	37	4	9	4	2	0	1	14	4	0	0	0	0	0	0	0	9	27	8	2	10	.269
Feb 24	UC IRVINE	33	4	7	4	3	0	2	16	4	0	2	0	1	1	0	0	8	27	13	2	8	.259
Feb 25	UC IRVINE	34	7	7	7	1	0	4	20	5	0	0	0	0	0	0	0	9	27	9	0	5	.251
Feb 27	UNO	33	6	9	5	1	1	3	21	2	0	1	0	1	1	0	0	8	27	9	1	7	.254
Mar 01	YALE	27	11	9	11	1	1	0	12	7	0	0	0	3	0	3	0	5	24	6	0	8	.261
Mar 02	YALE	29	11	11	9	4	0	0	15	9	0	1	0	2	2	2	1	2	27	16	1	9	.272
Mar 03	YALE	30	4	8	4	1	0	0	9	1	0	3	0	0	0	0	1	8	27	14	1	3	.272
Mar 05	at Nicholls	42	14	15	14	3	1	3	29	7	0	0	1	2	0	2	0	12	27	10	1	12	.281
Mar 06	GRAMBLING	30	9	8	7	1	0	2	15	12	0	3	0	4	0	1	1	5	27	4	1	14	.280
Mar 08	at ULL	40	11	12	10	3	2	2	25	6	0	0	0	5	0	0	0	8	27	8	3	13	.282
Mar 09	at ULL	37	4	7	4	1	0	3	17	4	0	0	0	1	0	0	0	14	27	10	0	8	.275
Mar 10	at ULL	27	3	4	2	2	0	1	9	6	0	0	2	4	1	0	1	7	26	15	0	8	.268
Mar 12	at Southeastern	36	7	10	7	2	0	4	24	3	0	0	0	0	0	0	1	12	24	5	0	5	.269
Mar 15	PEPPERDINE	32	3	8	3	1	0	2	15	2	0	0	0	1	1	0	0	10	27	15	0	9	.268
Mar 16	PEPPERDINE	32	7	11	5	1	0	0	12	8	0	1	0	0	0	2	1	9	27	10	1	11	.272
Mar 16	PEPPERDINE	33	4	7	4	1	0	1	11	5	0	0	0	0	1	0	0	7	27	8	1	8	.269
Mar 18	SAINT LOUIS	29	2	7	2	0	0	0	7	2	0	0	0	1	0	0	1	5	27	10	0	6	.268
*Mar 22	at Rice	46	14	16	14	3	0	5	34	10	0	0	1	2	1	0	1	14	33	10	1	12	.273
*Mar 23	at Rice	43	10	14	10	5	0	0	19	7	0	0	1	2	1	0	0	5	27	14	1	16	.276
*Mar 24	at Rice	31	2	5	2	4	0	0	9	0	0	0	0	1	0	0	0	12	24	7	1	3	.271
Mar 26	at Southern Miss	34	4	6	4	1	0	2	13	2	0	0	0	1	0	0	0	8	24	8	1	6	.267
*Mar 28	UTSA	34	3	8	3	1	0	1	12	2	0	0	0	1	1	0	0	13	27	10	1	8	.266
*Mar 29	UTSA	38	7	12	7	4	0	3	25	4	0	0	0	1	0	1	0	8	27	9	1	10	.268
*Mar 30	UTSA	33	6	7	6	1	0	1	11	6	0	2	0	0	0	0	1	8	27	12	3	6	.266
Apr 02	TEXAS SOUTHERN	34	19	16	17	5	2	2	31	8	0	1	0	1	0	1	0	4	21	8	0	7	.273
*Apr 05	at UAB	30	2	6	2	1	0	1	10	2	0	1	0	1	0	1	1	7	24	10	0	5	.271
*Apr 06	at UAB	37	14	13	13	2	1	2	23	4	0	3	1	3	3	0	0	7	27	7	1	6	.274
*Apr 07	at UAB	42	6	15	6	3	0	2	24	2	1	0	0	1	0	0	0	10	24	12	0	12	.277
Apr 09	at UNO	38	7	10	7	2	0	3	21	3	0	1	0	3	0	1	0	10	26	5	2	11	.277
*Apr 12	SOUTH FLORIDA	33	11	10	9	3	0	0	13	13	0	1	0	4	0	0	1	9	27	12	0	15	.278
*Apr 13	SOUTH FLORIDA	31	14	12	14	4	1	1	21	5	0	5	1	5	0	2	1	7	24	8	1	7	.280
*Apr 14	SOUTH FLORIDA	38	8	11	7	2	1	0	15	4	0	2	0	2	1	1	1	8	30	8	1	8	.281
Apr 17	SOUTH ALABAMA	36	7	11	7	2	0	0	13	7	0	1	0	2	0	1	0	11	27	9	1	12	.281
*Apr 19	at Florida Atlantic	29	0	5	0	1	0	0	6	2	0	0	1	0	0	0	2	5	24	9	1	4	.279
*Apr 20	at Florida Atlantic	35	8	12	8	1	0	1	16	0	0	2	0	2	2	0	2	6	27	10	0	4	.281
*Apr 21	at Florida Atlantic	36	9	9	7	0	0	1	12	6	1	1	0	1	0	0	0	12	27	14	2	7	.280
Apr 23	SOUTHERN MISS	36	6	12	6	6	0	0	18	2	0	0	0	1	2	0	0	3	27	6	1	8	.281
*Apr 26	at Wichita State	41	13	16	13	3	0	4	31	6	0	1	0	1	1	0	0	5	27	9	0	9	.284
*Apr 28	at Wichita State	26	3	4	3	0	0	0	4	4	0	0	0	0	0	0	0	5	18	9	0	6	.282
*Apr 28	at Wichita State	39	10	13	10	2	0	2	21	2	0	0	0	1	1	1	0	5	27	7	0	7	.283
Apr 30	SOUTHEASTERN	39	13	15	13	1	0	2	22	5	0	3	0	1	1	0	0	4	27	9	1	9	.286
*May 03	MEMPHIS	23	9	5	8	1	0	1	9	10	0	1	3	3	0	1	1	10	27	5	0	4	.285
*May 04	MEMPHIS	30	0	2	0	1	0	0	3	4	0	0	0	2	1	0	0	6	27	8	3	10	.281
*May 05	MEMPHIS	35	5	7	4	1	0	2	14	7	0	1	0	4	0	1	2	6	30	13	1	12	.279
Totals		1627	342	454	322	97	10	65	766	233	2	39	11	80	27	25	22	379	1267	451	46	404	.279

2024 Tulane Baseball
 Team Game-by-Game for Tulane Green Wave (as of May 05, 2024)
 Pitching (All games)

Date	Opponent	ip	h	r	er	bb	so	2b	3b	hr	wp	bk	hbp	dp	ibb	score	w-l	sv	era
Feb 16	NORTHWESTERN	9.0	12	9	9	8	16	2	0	0	2	0	1	0	0	0-9	0-1	0	9.00
Feb 17	NORTHWESTERN	9.0	4	2	1	1	13	1	0	0	1	0	2	0	0	6-2	1-1	1	5.00
Feb 18	NORTHWESTERN	9.0	12	9	8	4	8	3	0	0	3	0	2	1	0	12-9	2-1	1	6.00
Feb 20	NICHOLLS	9.0	10	2	1	0	3	2	0	0	0	0	0	1	0	3-2	3-1	2	4.75
Feb 23	UC IRVINE	9.0	4	5	5	4	6	1	0	0	1	0	4	0	0	4-5	3-2	2	4.80
Feb 24	UC IRVINE	9.0	16	11	10	3	6	5	0	0	0	0	8	1	0	4-11	3-3	2	5.67
Feb 25	UC IRVINE	9.0	12	10	10	7	2	2	1	2	0	0	3	0	0	7-10	3-4	2	6.29
Feb 27	UNO	9.0	7	3	2	3	10	1	0	1	0	0	1	1	0	6-3	4-4	3	5.75
Mar 01	YALE	8.0	3	1	1	8	7	0	0	0	0	0	0	0	0	11-1	5-4	3	5.29
Mar 02	YALE	9.0	10	4	2	3	3	2	0	1	0	0	0	1	0	11-4	6-4	3	4.96
Mar 03	YALE	9.0	6	0	0	0	8	0	0	0	1	0	1	2	0	4-0	7-4	3	4.50
Mar 05	at Nicholls	9.0	17	12	11	6	9	4	0	1	1	0	0	0	0	14-12	8-4	4	5.05
Mar 06	GRAMBLING	9.0	5	4	4	5	9	1	0	0	3	0	0	0	0	9-4	9-4	5	4.97
Mar 08	at ULL	9.0	10	8	6	3	9	1	1	0	0	0	1	0	0	11-8	10-4	6	5.04
Mar 09	at ULL	9.0	13	5	5	1	8	2	1	1	0	0	0	1	1	4-5	10-5	6	5.04
Mar 10	at ULL	8.2	9	4	1	2	7	1	0	1	1	0	2	1	0	3-4	10-6	6	4.79
Mar 12	at Southeastern	8.0	10	8	8	3	16	3	0	1	1	0	1	0	0	7-8	10-7	6	5.02
Mar 15	PEPPERDINE	9.0	6	2	2	1	6	2	0	1	1	0	0	1	0	3-2	11-7	7	4.85
Mar 16	PEPPERDINE	9.0	9	3	1	2	13	3	0	0	1	0	3	1	0	7-3	12-7	8	4.64
Mar 16	PEPPERDINE	9.0	8	6	6	7	10	3	0	0	2	0	1	0	1	4-6	12-8	8	4.71
Mar 18	SAINT LOUIS	9.0	3	0	0	4	11	0	1	0	0	0	0	0	0	2-0	13-8	9	4.48
*Mar 22	at Rice	11.0	8	7	5	6	13	2	1	0	1	0	2	1	0	14-7	14-8	9	4.46
*Mar 23	at Rice	9.0	8	1	1	1	5	2	0	1	0	0	1	1	0	10-1	15-8	9	4.31
*Mar 24	at Rice	8.0	7	4	3	4	6	1	0	0	1	0	1	1	0	2-4	15-9	9	4.28
Mar 26	at Southern Miss	8.0	14	9	9	6	8	3	0	1	2	1	2	2	0	4-9	15-10	9	4.49
*Mar 28	UTSA	9.0	11	6	5	4	10	4	0	1	1	0	4	0	0	3-6	15-11	9	4.51
*Mar 29	UTSA	9.0	17	11	10	2	8	0	2	1	1	0	0	2	0	7-11	15-12	9	4.71
*Mar 30	UTSA	9.0	11	12	9	5	6	1	0	1	3	0	3	1	0	6-12	15-13	9	4.87
Apr 02	TEXAS SOUTHERN	7.0	4	1	1	4	8	0	0	0	1	0	2	1	0	19-1	16-13	9	4.77
*Apr 05	at UAB	8.0	10	6	6	3	5	2	0	1	1	0	0	0	0	2-6	16-14	9	4.83
*Apr 06	at UAB	9.0	13	13	9	2	8	2	1	2	0	0	1	1	0	14-13	17-14	9	4.97
*Apr 07	at UAB	8.0	10	7	7	5	5	1	0	0	0	0	3	2	0	6-7	17-15	9	5.05
Apr 09	at UNO	9.0	8	4	2	7	12	1	1	1	5	0	1	1	0	7-4	18-15	10	4.95
*Apr 12	SOUTH FLORIDA	9.0	9	3	3	1	5	1	0	0	0	0	1	1	0	11-3	19-15	10	4.90
*Apr 13	SOUTH FLORIDA	8.0	10	4	4	3	8	4	0	0	1	0	0	0	0	14-4	20-15	11	4.89
*Apr 14	SOUTH FLORIDA	10.0	15	9	7	2	10	2	0	2	0	0	1	3	0	8-9	20-16	11	4.93
Apr 17	SOUTH ALABAMA	9.0	12	14	12	9	9	2	1	2	1	0	1	0	0	7-14	20-17	11	5.12
*Apr 19	at Florida Atlantic	8.0	11	5	4	5	9	1	0	0	1	0	1	0	0	0-5	20-18	11	5.11
*Apr 20	at Florida Atlantic	9.0	8	3	3	4	13	4	0	0	0	1	3	1	0	8-3	21-18	11	5.05
*Apr 21	at Florida Atlantic	9.0	7	5	5	4	9	1	0	2	0	0	2	1	0	9-5	22-18	11	5.05
Apr 23	SOUTHERN MISS	9.0	15	11	10	11	12	2	0	0	2	0	4	0	0	6-11	22-19	11	5.18
*Apr 26	at Wichita State	9.0	12	8	8	2	9	3	0	3	0	0	0	1	0	13-8	23-19	11	5.24
*Apr 28	at Wichita State	6.0	8	6	6	2	8	0	0	2	1	1	2	1	0	3-6	23-20	11	5.30
*Apr 28	at Wichita State	9.0	9	4	4	7	9	4	0	1	1	0	2	1	0	10-4	24-20	12	5.27
Apr 30	SOUTHEASTERN	9.0	7	6	4	5	7	2	0	2	1	0	2	0	0	13-6	25-20	12	5.24
*May 03	MEMPHIS	9.0	5	5	5	10	7	1	0	0	3	0	2	1	0	9-5	26-20	12	5.24
*May 04	MEMPHIS	9.0	11	3	3	2	8	0	0	2	0	0	0	3	0	0-3	26-21	12	5.19
*May 05	MEMPHIS	10.0	11	7	6	4	8	1	0	2	1	0	0	1	0	5-7	26-22	12	5.20
Totals		422.2	457	282	244	195	405	86	10	36	46	3	71	38	2	342-282	26-22	12	5.20

2024 Tulane Baseball
 Games Summary for Tulane Green Wave (as of May 05, 2024)
 (All games)

Score by innings	1	2	3	4	5	6	7	8	9	EX	Total
Tulane Green Wave	38	27	24	48	34	39	37	52	35	8	342
Opponents	34	25	39	39	33	27	35	25	20	5	282

Record when ...											
Overall	26-22							After 6 leading	19-1		
Conference	10-11						 trailing	6-18		
Non-Conference	16-11						 tied	1-3		
Home games	16-13							After 7 leading	19-1		
Away games	10-9						 trailing	3-18		
Neutral site	0-0						 tied	3-2		
Day games	12-12							After 8 leading	21-1		
Night games	14-10						 trailing	1-19		
vs Left starter	8-4						 tied	1-1		
vs Right starter	18-18										
1-Run games	3-6							Hit 0 home runs	9-8		
2-Run games	2-3							... 1 home run	5-6		
5+Run games	12-7							... 2+ home runs	12-8		
Extra innings	1-3										
Shutouts	2-3							Opponent 0 home runs	15-8		
							 1 home run	7-8		
Scoring 0-2 runs	1-5						 2+ HRs	4-6		
..... 3-5 runs	3-9										
..... 6-9 runs	8-8							Made 0 errors	9-7		
..... 10+ runs	14-0						 1 error	11-10		
							 2+ errors	6-5		
Opponent 0-2 runs	8-0										
..... 3-5 runs	11-6							Opp. made 0 errors	6-12		
..... 6-9 runs	5-10						 1 error	12-9		
..... 10+ runs	2-6						 2+ errors	8-1		
Scored in 1st inning	11-7							Out-hit opponent	21-2		
Opp. scored in 1st	8-11							Out-hit by opponent	3-19		
Scores first	16-6							Hits are tied	2-1		
Opp. scores first	10-16										

Record when team scores:											
Runs	0	1	2	3	4	5	6	7	8	9	10+
W-L	0-3	0-0	1-2	2-3	1-5	0-1	2-3	2-4	1-1	3-0	14-0

Record when opponent scores:											
Runs	0	1	2	3	4	5	6	7	8	9	10+
W-L	2-0	3-0	3-0	4-1	5-2	2-3	1-4	1-2	2-1	1-3	2-6

Record when leading after:									
Inn.	1	2	3	4	5	6	7	8	
W-L	9-4	11-4	12-4	15-4	19-1	19-1	19-1	21-1	

Record when trailing after:									
Inn.	1	2	3	4	5	6	7	8	
W-L	3-9	5-13	9-12	7-16	4-18	6-18	3-18	1-19	

Record when tied after:									
Inn.	1	2	3	4	5	6	7	8	
W-L	14-9	10-5	5-6	4-2	3-3	1-3	3-2	1-1	

Current losing streak: 2
 Longest winning streak: 7
 Longest losing streak: 5

Home attendance : 47713 (29 dates avg = 1645)
 Away attendance : 33797 (19 dates avg = 1778)
 Total attendance: 81510 (48 dates avg = 1698)

2024 Tulane Baseball
 Miscellaneous Stats for Tulane Green Wave (as of May 05, 2024)
 (All games)

Multiple Hit Games	2	3	4	5+	Total
33 Brady Marget	17	4	-	-	21
2 Gavin Schulz	12	5	-	-	17
8 Connor Rasmussen	11	2	1	-	14
17 Colin Tuft	12	1	-	-	13
11 Teo Banks	9	2	-	-	11
24 Jackson Linn	8	1	1	-	10
6 Marcus Cline	8	-	1	-	9
15 Michael Lombardi	6	-	-	-	6
45 Brock Slaton	5	-	-	-	5
9 Matthias Haas	2	-	-	1	3
1 James Agabedis III	1	1	1	-	3
14 Nathan Rose	2	1	-	-	3
3 Adam Ebling	1	-	-	-	1
TEAM	94	17	4	1	116

Multiple RBI Games	2	3	4	5+	Total
33 Brady Marget	8	2	2	-	12
11 Teo Banks	8	2	1	-	11
8 Connor Rasmussen	6	1	-	2	9
2 Gavin Schulz	5	2	2	-	9
24 Jackson Linn	5	3	-	-	8
17 Colin Tuft	3	3	1	-	7
15 Michael Lombardi	4	-	-	-	4
6 Marcus Cline	1	2	-	-	3
9 Matthias Haas	2	-	1	-	3
45 Brock Slaton	2	-	-	-	2
21 Ben Romano	2	-	-	-	2
23 Reed Kellum	-	1	-	-	1
40 Tracy Mitchem	1	-	-	-	1
1 James Agabedis III	1	-	-	-	1
14 Nathan Rose	1	-	-	-	1
TEAM	49	16	7	2	74

Hitting Streaks	Longest	Current
17 Colin Tuft	21	1
33 Brady Marget	11	1
45 Brock Slaton	9	1
8 Connor Rasmussen	8	1
11 Teo Banks	7	2
24 Jackson Linn	6	2
15 Michael Lombardi	5	-
2 Gavin Schulz	4	1
14 Nathan Rose	4	-
6 Marcus Cline	4	-
9 Matthias Haas	3	1
23 Reed Kellum	3	-
40 Tracy Mitchem	3	-
1 James Agabedis III	3	-
21 Ben Romano	2	-
3 Adam Ebling	1	-

Reached Base Streaks	Longest	Current
17 Colin Tuft	29	1
8 Connor Rasmussen	18	1
11 Teo Banks	18	18
45 Brock Slaton	18	4
33 Brady Marget	17	1
24 Jackson Linn	12	3
15 Michael Lombardi	10	-
6 Marcus Cline	8	-
14 Nathan Rose	8	1
23 Reed Kellum	6	1
40 Tracy Mitchem	6	-
2 Gavin Schulz	6	5
9 Matthias Haas	4	1
1 James Agabedis III	3	-
21 Ben Romano	3	-
3 Adam Ebling	1	-

2024 Tulane Baseball
Miscellaneous Stats for Tulane Green Wave (as of May 05, 2024)
(All games)

Starting Lineup By Position
(Team W-L record when starter)

PITCHER:		
34 Chandler Welch	12	(7-5)
38 Luc Fladda	11	(8-3)
56 Will Clements	9	(3-6)
15 Michael Lombardi	5	(3-2)
39 Jake Saum	4	(1-3)
54 Blaise Wilcenski	4	(2-2)
36 Billy Price	2	(1-1)
35 Carter Benbrook	1	(1-0)
CATCHER:		
17 Colin Tuft	43	(23-20)
23 Reed Kellum	5	(3-2)
FIRST BASE:		
33 Brady Marget	45	(25-20)
9 Matthias Haas	2	(1-1)
15 Michael Lombardi	1	(0-1)
SECOND BASE:		
8 Connor Rasmussen	47	(25-22)
15 Michael Lombardi	1	(1-0)
THIRD BASE:		
2 Gavin Schulz	30	(16-14)
15 Michael Lombardi	9	(6-3)
1 James Agabedis III	9	(4-5)
SHORTSTOP:		
6 Marcus Cline	46	(24-22)
1 James Agabedis III	1	(1-0)
15 Michael Lombardi	1	(1-0)
LEFT FIELD:		
24 Jackson Linn	30	(16-14)
2 Gavin Schulz	15	(10-5)
40 Tracy Mitchem	2	(0-2)
17 Colin Tuft	1	(0-1)
CENTER FIELD:		
11 Teo Banks	47	(25-22)
17 Colin Tuft	1	(1-0)
RIGHT FIELD:		
45 Brock Slaton	25	(13-12)
9 Matthias Haas	12	(9-3)
40 Tracy Mitchem	6	(3-3)
2 Gavin Schulz	3	(0-3)
17 Colin Tuft	2	(1-1)
DESIGNATED HITTER:		
14 Nathan Rose	20	(13-7)
15 Michael Lombardi	15	(7-8)
40 Tracy Mitchem	10	(5-5)
33 Brady Marget	3	(1-2)

Starting Lineup By Lineup Spot
(Team W-L record when starter)

LEADOFF:		
17 Colin Tuft	32	(17-15)
45 Brock Slaton	9	(6-3)
6 Marcus Cline	4	(2-2)
8 Connor Rasmussen	2	(1-1)
11 Teo Banks	1	(0-1)
2ND SPOT:		
33 Brady Marget	19	(8-11)
11 Teo Banks	12	(7-5)
8 Connor Rasmussen	7	(4-3)
15 Michael Lombardi	6	(4-2)
24 Jackson Linn	3	(3-0)
2 Gavin Schulz	1	(0-1)
3RD SPOT:		
33 Brady Marget	28	(18-10)
8 Connor Rasmussen	8	(4-4)
11 Teo Banks	5	(3-2)
15 Michael Lombardi	3	(0-3)
14 Nathan Rose	1	(0-1)
2 Gavin Schulz	1	(1-0)
24 Jackson Linn	1	(0-1)
17 Colin Tuft	1	(0-1)
CLEANUP:		
2 Gavin Schulz	18	(10-8)
14 Nathan Rose	10	(7-3)
8 Connor Rasmussen	9	(5-4)
24 Jackson Linn	4	(2-2)
9 Matthias Haas	3	(2-1)
17 Colin Tuft	2	(0-2)
33 Brady Marget	1	(0-1)
11 Teo Banks	1	(0-1)
5TH SPOT:		
8 Connor Rasmussen	14	(7-7)
15 Michael Lombardi	8	(6-2)
6 Marcus Cline	8	(3-5)
17 Colin Tuft	5	(4-1)
11 Teo Banks	4	(2-2)
14 Nathan Rose	3	(2-1)
2 Gavin Schulz	3	(0-3)
45 Brock Slaton	1	(1-0)
40 Tracy Mitchem	1	(1-0)
9 Matthias Haas	1	(0-1)
6TH SPOT:		
11 Teo Banks	12	(7-5)
17 Colin Tuft	6	(3-3)
24 Jackson Linn	6	(4-2)
6 Marcus Cline	5	(2-3)
14 Nathan Rose	4	(2-2)
45 Brock Slaton	3	(2-1)
8 Connor Rasmussen	3	(3-0)
40 Tracy Mitchem	3	(1-2)
9 Matthias Haas	2	(1-1)
2 Gavin Schulz	2	(0-2)
15 Michael Lombardi	1	(0-1)
23 Reed Kellum	1	(1-0)
7TH SPOT:		
24 Jackson Linn	12	(7-5)
40 Tracy Mitchem	7	(4-3)
6 Marcus Cline	7	(2-5)
2 Gavin Schulz	6	(4-2)
8 Connor Rasmussen	4	(1-3)
9 Matthias Haas	4	(4-0)
11 Teo Banks	2	(0-2)
14 Nathan Rose	2	(2-0)
15 Michael Lombardi	2	(1-1)

2024 Tulane Baseball
Overall Statistics for Tulane Green Wave (as of May 05, 2024)
(All games Sorted by Batting avg)

Record: 26-22 Home: 16-13 Away: 10-9 AAC: 10-11

Player	avg	gp-gs	ab	r	h	2b	3b	hr	rbi	tb	slg%	bb	hp	so	gdp	ob%	sf	sh	sb-att	po	a	e	fld%		
33 Brady Marget	.342	48-48	187	35	64	11	0	8	44	99	.529	32	4	29	2	.442	3	0	0-1	350	20	1	.997		
2 Gavin Schulz	.307	48-48	179	34	55	11	0	8	39	90	.503	15	6	28	3	.371	5	1	6-8	38	61	9	.917		
8 Connor Rasmussen	.306	48-47	170	39	52	12	2	4	39	80	.471	29	6	24	1	.412	6	5	7-8	89	114	4	.981		
24 Jackson Linn	.293	43-30	133	26	39	9	3	8	29	78	.586	9	3	42	1	.347	2	0	5-6	56	0	1	.982		
17 Colin Tuft	.272	48-47	173	53	47	9	1	8	28	82	.474	36	15	50	0	.436	1	1	10-11	369	32	6	.985		
6 Marcus Cline	.259	46-46	147	25	38	6	1	6	23	64	.435	26	7	32	2	.394	0	12	0-1	64	125	8	.959		
11 Teo Banks	.244	48-47	176	38	43	12	2	12	42	95	.540	16	18	49	1	.365	1	0	5-8	108	2	1	.991		

3 Adam Ebling	.375	18-0	8	8	3	0	1	0	3	5	.625	2	0	2	0	.500	0	0	1-1	9	0	0	1.000		
15 Michael Lombardi	.304	29-27	92	17	28	6	0	1	17	37	.402	14	5	16	2	.420	1	4	2-2	10	22	8	.800		
9 Matthias Haas	.298	30-14	57	11	17	3	0	3	13	29	.509	8	2	14	2	.397	1	0	1-1	32	3	1	.972		
21 Ben Romano	.294	26-0	17	4	5	4	0	0	6	9	.529	3	0	9	0	.400	0	0	0-1	13	0	0	1.000		
1 James Agabedis III	.286	33-10	42	10	12	3	0	0	6	15	.357	3	1	9	0	.333	2	2	0-0	18	20	1	.974		
45 Brock Slaton	.235	41-25	102	21	24	5	0	4	11	41	.402	13	3	42	2	.333	2	2	2-2	43	3	0	1.000		
14 Nathan Rose	.211	28-20	71	11	15	5	0	2	7	26	.366	12	6	19	2	.371	0	0	0-0	0	0	0	.000		
23 Reed Kellum	.167	9-5	18	6	3	1	0	1	5	7	.389	4	2	5	0	.375	0	0	0-0	41	3	1	.978		
40 Tracy Mitchem	.164	30-18	55	3	9	0	0	0	10	9	.164	11	2	9	4	.319	1	0	0-0	8	0	0	1.000		
39 Jake Saum	.000	2-0	0	1	0	0	0	0	0	0	.000	0	0	0	0	.000	0	0	0-0	1	2	0	1.000		
36 Billy Price	.000	1-0	0	0	0	0	0	0	0	0	.000	0	0	0	0	.000	0	0	0-0	0	0	0	.000		
Totals	.279	48	1627	342	454	97	10	65	322	766	.471	233	80	379	22	.390	25	27	39-50	1267	451	46	.974		
Opponents	.275	48	1659	282	457	86	10	36	266	671	.404	195	71	405	28	.373	13	25	52-65	1247	412	46	.973		

LOB - Team (404), Opp (415). DPs turned - Team (38), Opp (28). CI - Team (2), C. Tuft 2, Opp (1). IBB - Team (2), C. Rasmussen 1, T. Banks 1, Opp (2). Picked off - J. Linn 1, T. Mitchem 1, M. Cline 1, T. Banks 1.

(All games Sorted by Earned run avg)

Player	era	w-l	app	gs	cg	sho	sv	ip	h	r	er	bb	so	2b	3b	hr	b/avg	wp	hp	bk	sfa	sha	
34 Chandler Welch	4.96	5-3	12	12	0	0/0	0	65.1	80	44	36	16	60	13	2	7	.302	3	12	1	0	4	
38 Luc Fladda	5.03	3-3	13	11	0	0/0	0	59.0	72	39	33	16	48	16	1	4	.299	0	5	0	2	4	

57 Jacob Moore	1.93	3-3	20	0	0	0/1	5	32.2	24	12	7	8	37	8	0	2	.203	4	2	0	2	2	
53 Henry Shuffler	2.50	4-0	23	0	0	0/2	2	36.0	24	10	10	15	35	2	1	2	.194	2	7	0	1	1	
15 Michael Lombardi	3.98	3-3	13	5	0	0/1	0	31.2	21	14	14	28	41	4	1	3	.189	3	6	0	1	1	
36 Billy Price	4.13	2-2	15	2	0	0/0	0	28.1	24	17	13	12	16	1	1	5	.226	0	2	0	1	0	
35 Carter Benbrook	4.68	2-0	20	1	0	0/0	0	32.2	35	19	17	11	39	7	1	1	.276	3	1	1	0	8	
54 Blaise Wilcenski	4.97	2-0	18	4	0	0/0	0	38.0	52	24	21	14	39	9	1	4	.327	6	4	0	0	1	
56 Will Clements	6.54	1-2	11	9	0	0/1	0	31.2	37	26	23	18	20	4	0	1	.289	8	9	0	1	2	
48 Colin Reilly	7.71	0-0	4	0	0	0/0	0	2.1	6	2	2	4	1	1	0	0	.545	2	1	0	0	0	
99 Trey Cehajic	7.92	0-2	17	0	0	0/2	4	25.0	36	26	22	11	14	9	2	4	.343	6	7	0	2	2	
28 Tayler Montiel	9.00	0-0	7	0	0	0/0	1	6.0	7	6	6	6	5	1	0	0	.292	1	3	0	1	0	
49 Logan Hurd	9.53	0-1	13	0	0	0/1	0	11.1	9	14	12	11	17	5	0	0	.200	4	6	1	0	0	
16 Jonah Wachter	10.29	1-0	6	0	0	0/0	0	7.0	11	8	8	7	11	3	0	0	.344	1	1	0	1	0	
39 Jake Saum	11.49	0-3	14	4	0	0/0	0	15.2	19	21	20	18	22	3	0	3	.302	3	5	0	1	0	
Totals	5.20	26-22	48	48	0	2/2	12	422.2	457	282	244	195	405	86	10	36	.275	46	71	3	13	25	
Opponents	6.67	22-26	48	48	1	3/2	9	415.2	454	342	308	233	379	97	10	65	.279	48	80	5	25	27	

PB - Team (7), C. Tuft 6, R. Kellum 1, Opp (4). Pickoffs - Team (2), H. Shuffler 1, R. Kellum 1, Opp (4). SBA/ATT - C. Tuft (47-58), C. Welch (9-12), H. Shuffler (8-9), M. Lombardi (8-8), B. Wilcenski (5-8), W. Clements (6-8), R. Kellum (5-7), L. Fladda (4-5), B. Price (3-4), J. Moore (2-3), C. Benbrook (3-3), T. Cehajic (2-2), C. Reilly (1-2), J. Wachter (1-1).

2024 Tulane Baseball
Overall Statistics for Tulane Green Wave (as of May 05, 2024)
(All games Sorted by Fielding pct)

Player	c	po	a	e	fld%	dp	sba	csb	sba%	pb	ci
45 Brock Slaton	46	43	3	0	1.000	0	0	0	---	0	0
21 Ben Romano	13	13	0	0	1.000	0	0	0	---	0	0
56 Will Clements	12	3	9	0	1.000	2	6	2	.750	0	0
3 Adam Ebling	9	9	0	0	1.000	1	0	0	---	0	0
34 Chandler Welch	9	4	5	0	1.000	0	9	3	.750	0	0
40 Tracy Mitchem	8	8	0	0	1.000	0	0	0	---	0	0
53 Henry Shuffler	5	1	4	0	1.000	0	8	1	.889	0	0
57 Jacob Moore	3	0	3	0	1.000	0	2	1	.667	0	0
39 Jake Saum	3	1	2	0	1.000	0	0	0	---	0	0
49 Logan Hurd	2	1	1	0	1.000	0	0	0	---	0	0
16 Jonah Wachter	1	1	0	0	1.000	0	1	0	1.000	0	0
48 Colin Reilly	1	1	0	0	1.000	0	1	1	.500	0	0
28 Tayler Montiel	1	1	0	0	1.000	0	0	0	---	0	0
33 Brady Marget	371	350	20	1	.997	31	0	0	---	0	0
11 Teo Banks	111	108	2	1	.991	0	0	0	---	0	0
17 Colin Tuft	407	369	32	6	.985	3	47	11	.810	6	2
24 Jackson Linn	57	56	0	1	.982	0	0	0	---	0	0
8 Connor Rasmussen	207	89	114	4	.981	25	0	0	---	0	0
23 Reed Kellum	45	41	3	1	.978	0	5	2	.714	1	0
1 James Agabedis III	39	18	20	1	.974	5	0	0	---	0	0
9 Matthias Haas	36	32	3	1	.972	0	0	0	---	0	0
6 Marcus Cline	197	64	125	8	.959	25	0	0	---	0	0
2 Gavin Schulz	108	38	61	9	.917	4	0	0	---	0	0
38 Luc Fladda	10	2	7	1	.900	0	4	1	.800	0	0
54 Blaise Wilcenski	9	1	7	1	.889	1	5	3	.625	0	0
99 Trey Cehajic	6	2	3	1	.833	1	2	0	1.000	0	0
15 Michael Lombardi	40	10	22	8	.800	1	8	0	1.000	0	0
35 Carter Benbrook	8	1	5	2	.750	0	3	0	1.000	0	0
36 Billy Price	0	0	0	0	.000	0	3	1	.750	0	0
14 Nathan Rose	0	0	0	0	.000	0	0	0	---	0	0
Totals	1764	1267	451	46	.974	38	52	13	.800	7	2
Opponents	1705	1247	412	46	.973	28	39	11	.780	4	1

Hitting minimums - 2.5 AB/Game
Pitching minimums - 1 Games 1.0 IP/Game

2024 Tulane Baseball
Conference statistics for Tulane Green Wave (as of May 05, 2024)
(AAC games only Sorted by Batting avg)

Record: 10-11 Home: 3-6 Away: 7-5 AAC: 10-11

Player	avg	gp-gs	ab	r	h	2b	3b	hr	rbi	tb	slg%	bb	hp	so	gdp	ob%	sf	sh	sb-att	po	a	e	fld%	
8 Connor Rasmussen	.354	21-20	79	17	28	4	1	2	18	40	.506	9	1	8	1	.422	1	4	3-3	36	48	4	.955	
2 Gavin Schulz	.349	21-21	83	21	29	8	0	3	20	46	.554	7	3	12	3	.411	2	0	3-5	22	27	4	.925	
33 Brady Marget	.326	21-21	86	19	28	8	0	4	20	48	.558	12	2	11	0	.416	1	0	0-0	170	11	0	1.000	
11 Teo Banks	.315	21-21	73	16	23	6	1	6	20	49	.671	6	11	23	1	.440	1	0	4-7	46	2	1	.980	
15 Michael Lombardi	.298	17-16	57	10	17	1	0	1	9	21	.368	11	2	9	2	.423	1	0	1-1	3	6	0	1.000	
17 Colin Tuft	.275	21-21	80	28	22	5	0	5	15	42	.525	19	8	22	0	.458	0	0	7-7	169	18	2	.989	
6 Marcus Cline	.239	21-21	71	10	17	2	0	2	10	25	.352	12	5	19	1	.386	0	6	0-1	28	58	3	.966	
24 Jackson Linn	.214	19-12	56	10	12	4	1	2	9	24	.429	5	3	22	0	.313	0	0	2-3	22	0	0	1.000	

23 Reed Kellum	1.000	2-0	1	1	1	0	0	1	3	4	4.000	1	0	0	0	1.000	0	0	0-0	0	0	0	.000	
21 Ben Romano	.333	12-0	9	3	3	2	0	0	5	5	.556	3	0	5	0	.500	0	0	0-1	8	0	0	1.000	
3 Adam Ebling	.250	9-0	4	3	1	0	0	0	1	1	.250	0	0	1	0	.250	0	0	0-0	6	0	0	1.000	
9 Matthias Haas	.194	15-8	31	3	6	1	0	0	4	7	.226	3	1	10	2	.286	0	0	0-0	7	0	1	.875	
1 James Agabedis III	.179	15-7	28	5	5	1	0	0	2	6	.214	0	0	6	0	.172	1	1	0-0	8	11	1	.950	
45 Brock Slaton	.167	16-5	24	5	4	1	0	1	2	8	.333	3	0	10	1	.259	0	1	0-0	13	1	0	1.000	
40 Tracy Mitchem	.135	19-13	37	2	5	0	0	0	7	5	.135	7	1	7	2	.283	1	0	0-0	7	0	0	1.000	
14 Nathan Rose	.091	5-3	11	0	1	0	0	0	1	1	.091	2	0	3	0	.231	0	0	0-0	0	0	0	.000	
36 Billy Price	.000	1-0	0	0	0	0	0	0	0	0	.000	0	0	0	0	.000	0	0	0-0	0	0	0	.000	
39 Jake Saum	.000	2-0	0	1	0	0	0	0	0	0	.000	0	0	0	0	.000	0	0	0-0	0	0	0	.000	
Totals	.277	21	730	154	202	43	3	27	146	332	.455	100	37	168	13	.387	8	12	20-28	555	203	18	.977	
Opponents	.287	21	735	129	211	37	4	21	124	319	.434	78	29	169	14	.376	3	7	23-28	562	206	18	.977	

LOB - Team (171), Opp (169). DPs turned - Team (23), Opp (15). CI - Team (1), C. Tuft 1. IBB - Team (2), C. Rasmussen 1, T. Banks 1. Picked off - T. Banks 1, M. Cline 1, J. Linn 1.

(AAC games only Sorted by Earned run avg)

Player	era	w-l	app	gs	cg	sho	sv	ip	h	r	er	bb	so	2b	3b	hr	b/avg	wp	hp	bk	sfa	sha
38 Luc Fladda	5.89	3-3	7	7	0	0/0	0	36.2	47	27	24	11	29	12	1	3	.309	0	5	0	1	2
34 Chandler Welch	6.81	3-3	7	7	0	0/0	0	37.0	50	32	28	13	33	8	1	6	.325	3	5	1	0	2

49 Logan Hurd	0.00	0-0	2	0	0	0/0	0	3.1	1	1	0	0	5	0	0	0	.083	0	3	0	0	0
39 Jake Saum	0.00	0-0	4	0	0	0/0	0	2.0	0	0	0	2	1	0	0	0	.000	0	1	0	0	0
48 Colin Reilly	0.00	0-0	1	0	0	0/0	0	1.0	1	0	0	1	0	0	0	0	.250	1	0	0	0	0
16 Jonah Wachter	0.00	0-0	1	0	0	0/0	0	0.1	0	0	0	0	0	0	0	0	.000	0	0	0	0	0
35 Carter Benbrook	1.20	0-0	8	0	0	0/0	0	15.0	13	2	2	2	17	3	0	1	.224	1	0	1	0	1
57 Jacob Moore	3.12	2-2	9	0	0	0/0	1	17.1	14	8	6	5	19	5	0	1	.219	3	2	0	0	1
53 Henry Shuffler	3.26	1-0	11	0	0	0/0	1	19.1	18	7	7	9	21	1	0	2	.257	1	2	0	0	1
15 Michael Lombardi	4.66	1-1	4	1	0	0/0	0	9.2	5	5	5	11	12	1	0	1	.152	1	2	0	0	0
54 Blaise Wilcenski	5.75	0-0	8	4	0	0/0	0	20.1	27	16	13	10	20	5	0	2	.325	2	3	0	0	0
56 Will Clements	6.75	0-1	2	2	0	0/0	0	6.2	8	6	5	4	3	1	0	0	.276	0	1	0	0	0
36 Billy Price	11.57	0-1	4	0	0	0/0	0	4.2	9	7	6	0	5	0	0	2	.391	0	0	0	0	0
99 Trey Cehajic	13.03	0-0	6	0	0	0/0	0	9.2	15	15	14	7	3	1	2	3	.395	3	2	0	2	0
28 Tayler Montiel	13.50	0-0	4	0	0	0/0	0	2.0	3	3	3	3	1	0	0	0	.333	1	3	0	0	0
Totals	5.50	10-11	21	21	0	0/0	2	185.0	211	129	113	78	169	37	4	21	.287	16	29	2	3	7
Opponents	6.53	11-10	21	21	1	2/1	4	187.1	202	154	136	100	168	43	3	27	.277	20	37	1	8	12

PB - Team (3), C. Tuft 3, Opp (1). Pickoffs - Team (1), H. Shuffler 1, Opp (3). SBA/ATT - C. Tuft (23-28), C. Welch (4-6), B. Wilcenski (3-5), L. Fladda (3-4), H. Shuffler (4-4), W. Clements (3-3), M. Lombardi (2-2), J. Moore (1-1), B. Price (1-1), T. Cehajic (1-1), C. Benbrook (1-1).

2024 Tulane Baseball
 Conference statistics for Tulane Green Wave (as of May 05, 2024)
 (AAC games only Sorted by Fielding pct)

Player	c	po	a	e	fld%	dp	sba	csb	sba%	pb	ci
33 Brady Marget	181	170	11	0	1.000	17	0	0	---	0	0
24 Jackson Linn	22	22	0	0	1.000	0	0	0	---	0	0
45 Brock Slaton	14	13	1	0	1.000	0	0	0	---	0	0
15 Michael Lombardi	9	3	6	0	1.000	0	2	0	1.000	0	0
21 Ben Romano	8	8	0	0	1.000	0	0	0	---	0	0
40 Tracy Mitchem	7	7	0	0	1.000	0	0	0	---	0	0
34 Chandler Welch	6	3	3	0	1.000	0	4	2	.667	0	0
3 Adam Ebling	6	6	0	0	1.000	1	0	0	---	0	0
56 Will Clements	5	3	2	0	1.000	1	3	0	1.000	0	0
53 Henry Shuffler	4	0	4	0	1.000	0	4	0	1.000	0	0
57 Jacob Moore	3	0	3	0	1.000	0	1	0	1.000	0	0
99 Trey Cehajic	2	1	1	0	1.000	1	1	0	1.000	0	0
49 Logan Hurd	1	0	1	0	1.000	0	0	0	---	0	0
48 Colin Reilly	1	1	0	0	1.000	0	0	0	---	0	0
35 Carter Benbrook	1	0	1	0	1.000	0	1	0	1.000	0	0
17 Colin Tuft	189	169	18	2	.989	2	23	5	.821	3	1
11 Teo Banks	49	46	2	1	.980	0	0	0	---	0	0
6 Marcus Cline	89	28	58	3	.966	15	0	0	---	0	0
8 Connor Rasmussen	88	36	48	4	.955	13	0	0	---	0	0
1 James Agabedis III	20	8	11	1	.950	3	0	0	---	0	0
2 Gavin Schulz	53	22	27	4	.925	3	0	0	---	0	0
9 Matthias Haas	8	7	0	1	.875	0	0	0	---	0	0
54 Blaise Wilcenski	6	1	4	1	.833	1	3	2	.600	0	0
38 Luc Fladda	4	1	2	1	.750	0	3	1	.750	0	0
28 Tayler Montiel	0	0	0	0	.000	0	0	0	---	0	0
23 Reed Kellum	0	0	0	0	.000	0	0	0	---	0	0
36 Billy Price	0	0	0	0	.000	0	1	0	1.000	0	0
16 Jonah Wachter	0	0	0	0	.000	0	0	0	---	0	0
39 Jake Saum	0	0	0	0	.000	0	0	0	---	0	0
14 Nathan Rose	0	0	0	0	.000	0	0	0	---	0	0
Totals	776	555	203	18	.977	23	23	5	.821	3	1
Opponents	786	562	206	18	.977	15	20	8	.714	1	0

Hitting minimums - 2.5 AB/Game
 Pitching minimums - 1 Games 1.0 IP/Game