


TULANE BASEBALL

131 MLB DRAFT PICKS | 57 ALL-AMERICA SELECTIONS | 22 NCAA REGIONALS | THREE SUPER REGIONALS | TWO COLLEGE WORLD SERIES | 16 CONFERENCE TITLES

GAME 57

(3) TULANE GREEN WAVE (32-24) vs. (7) CHARLOTTE 49ERS (24-32)

AAC TOURNAMENT | MAY 23, 2024 | CLEARWATER, FL | BAYCARE BALLPARK



TULANE GREEN WAVE

Head Coach: Jay Uhlman

Overall: 115-92 (includes JUCO record)


Record at Tulane: 54-70 (second year)

CHARLOTTE 49ERS

Head Coach: Robert Woodard

Overall: 123-81 (fifth year)

Record at Charlotte: Same



Last Time Out

Third-seeded Tulane exploded for 13 of its 14 runs in the first four innings and rolled to a 14-2 run-rule victory over sixth-seeded Florida Atlantic Tuesday evening on the first day of action at the 2024 American Athletic Conference Tournament at BayCare Ballpark.

The Green Wave (32-24), winners of six of its last seven games, will play seventh-seeded Charlotte (24-32) on Thursday at approximately 4:45 p.m. ET/3:45 CT (or 47 minutes following the conclusion of Game 7 between Wichita State and East Carolina). The 49ers outlasted second-seeded UTSA (32-23) 9-5 in 12 innings on Tuesday.

The Owls (26-28) will play the Roadrunners in a Wednesday elimination game at approximately 4:45 p.m. ET/3:35 CT (or 47 minutes following the conclusion of Game 3 between UAB and Rice).

Tulane second baseman Connor Rasmussen smashed a leadoff homer and left fielder Jackson Linn drilled a fourth-inning grand slam for the team's 81st and 82nd homers of the season. Linn's round-tripper was his 13th of the season and tied center fielder Teo Banks for the team lead.

Rasmussen's third-inning RBI double down the right field line was his 14th of

Tulane left fielder Jackson Linn smoked a grand slam to right on Tuesday.

21-7

The Green Wave is 21-7 this season when it scores the first run of the game.

42-82

The Green Wave's pitching staff has allowed 42 home runs, the league's lowest total.

Offensively, Tulane also leads the conference in long balls with 82.

23-2

Tulane is 23-2 when leading after five innings this season.

2024 TULANE SCHEDULE

32-24 OVERALL, 15-12 THE AMERICAN

DATE	OPPONENT	TIME/RESULT	TV
FEB. 16	NORTHWESTERN	L, 0-9	ESPN+
FEB. 17	NORTHWESTERN	W, 6-2	ESPN+
FEB. 18	NORTHWESTERN	W, 12-9	ESPN+
FEB. 20	NICHOLLS	W, 3-2	ESPN+
FEB. 23	UC IRVINE	L, 4-5	ESPN+
FEB. 24	UC IRVINE	L, 4-11	ESPN+
FEB. 25	UC IRVINE	L, 7-10	ESPN+
FEB. 27	UNO	W, 6-3	ESPN+
MARCH 1	YALE	W, 11-1 (8)	ESPN+
MARCH 2	YALE	W, 11-4	ESPN+
MARCH 3	YALE	W, 4-0	ESPN+
March 5	at Nicholls	W, 14-12	ESPN+
MARCH 6	GRAMBLING	W, 9-4	ESPN+
March 8	at ULL	W, 11-8	ESPN+
March 9	at ULL	L, 4-5 (10)	ESPN+
March 10	at ULL	L, 3-4	ESPN+
March 12	at Southeastern Louisiana	L, 7-8	ESPN+
MARCH 15	PEPPERDINE	W, 3-2	ESPN+
MARCH 16	PEPPERDINE (DH-1)	W, 7-3	ESPN+
MARCH 16	PEPPERDINE (DH-2)	L, 4-6	ESPN+
MARCH 18	SAINT LOUIS	W, 2-0	ESPN+
March 22	at Rice*	W, 14-7 (11)	ESPN+
March 23	at Rice*	W, 10-1	ESPN+
March 24	at Rice*	L, 2-4	ESPN+
March 26	at Southern Miss	L, 4-9	ESPN+
MARCH 28	UTSA*	L, 3-6	ESPN+
MARCH 29	UTSA*	L, 7-11	ESPN+
MARCH 30	UTSA*	L, 6-12	ESPN+
APRIL 2	TEXAS SOUTHERN	W, 19-1 (7)	ESPN+
April 5	at UAB*	L, 2-6	ESPN+
April 6	at UAB*	W, 14-13	ESPN+
April 7	at UAB*	L, 6-7	ESPN+
April 9	at UNO	W, 7-4	ESPN+
APRIL 12	SOUTH FLORIDA*	W, 11-3	ESPN+
APRIL 13	SOUTH FLORIDA*	W, 14-4 (8)	ESPN+
APRIL 14	SOUTH FLORIDA*	L, 8-9 (10)	ESPN+
APRIL 17	SOUTH ALABAMA	L, 7-14	ESPN+
April 19	at FAU*	L, 0-5	ESPN+
April 20	at FAU*	W, 8-3	ESPN+
April 21	at FAU*	W, 9-5	ESPN+
APRIL 23	SOUTHERN MISS	L, 6-11	ESPN+
April 26	at Wichita State*	W, 13-8	ESPN+
April 28	at Wichita State* (DH-1)	L, 3-6 (7)	ESPN+
April 28	at Wichita State* (DH-2)	W, 10-4	ESPN+
APRIL 30	SOUTHEASTERN LOUISIANA	W, 13-6	ESPN+
MAY 3	MEMPHIS*	W, 9-5	ESPN+
MAY 4	MEMPHIS*	L, 0-3	ESPN+
MAY 5	MEMPHIS*	L, 5-7 (10)	ESPN+
May 7	at UNO	L, 5-6 (10)	ESPN+
MAY 10	ECU*	W, 6-5	ESPN+
MAY 11	ECU*	W, 7-3	ESPN+
MAY 12	ECU*	W, 10-9 (10)	ESPN+
May 16	at Charlotte* (DH-1)	L, 7-9	ESPN+
May 16	at Charlotte* (DH-2)	W, 5-4	ESPN+
May 17	at Charlotte*	W, 10-8 (10)	ESPN+
May 21	vs. (6) Florida Atlantic^	W, 14-2 (7)	ESPN+
May 23	vs. (7) Charlotte^	Approx. 3:45 p.m. CT	ESPN+

* - Denotes American Athletic Conference game

^ - American Athletic Championship (Clearwater, Fla. - BayCare Ballpark)




Home games in **BOLD**, and played at Greer Field at Turchin Stadium
All times central time zone and subject to change.

TV: ESPN+ (Ryan Urquhart, Sean Salisbury, Savanna Collins)

RADIO: 88.3 FM WRBH/Tulane Athletics & Varsity Network apps
Play-by-Play: Corey Gloor

BASEBALL SID:

Jason Corriher, Asst. AD for Strategic Communications
Email: jcorriher@tulane.edu
Cell: 740-331-1497

 / GREEN WAVE BASEBALL  @GREENWAVEBSB  TULANEBASEBALL

++++ 1



2024 QUICK FACTS

University

Location	New Orleans, La.
Founded	1834
Enrollment	13,581
President	Mr. Michael A. Fitts
	Harvard (1975)
Athletics Director	David Harris
	Ole Miss (1993)

Strategic Communications

Asst. AD for Strategic Communications/Baseball Contact	Jason Corriher
Cell Phone	(740-331-1497)
E-mail	jcorriher@tulane.edu
Mailing Address	James W. Wilson Jr. Center
	New Orleans, LA 70118
Website	www.TulaneGreenWave.com

Coaching Staff

Head Coach	Jay Uhlman
	(Nevada, 1997)
Overall Record	115-92 (Includes JUCO record)
Record at Tulane (Yrs.)	54-70 (Second Season)
Assistant Coaches	Anthony Izzio (South Alabama, 2013)
	Justin Bridgman (Nevada, 2017)
	Thomas Brittle (Clemson, 2013)
General Manager, Baseball Operations/Player Development ..	Curtis Akey (LSU, 2007)
Baseball Office	(504) 862-8216

Team Information

Facility	Greer Field at Turchin Stadium (5,000)
Built	1991 (Renovated: 2008)
First Game	March 11, 1991
	(Tulane 11, Notre Dame 4)
Dimensions	Lines: 325, Alleys: 370, Center: 400

2023 Recap

2023 Record (American Athletic Conference)	19-42 (8-16, 7th)
2023 American Athletic Conference Tournament Champions	
2023 Baton Rouge Regional Participants	

History Recap

NCAA Regional Appearances	22
	1979, 1982, 1983, 1986, 1987, 1988, 1992, 1994, 1996,
	1998, 1999, 2000, 2001, 2002, 2003, 2004, 2005, 2006,
	2008, 2015, 2016, 2023
NCAA Super Regional Appearances	3
	2001, 2004, 2005
College World Series Appearances	2
	2001, 2005
Overall Postseason Record	38-46 (.452)
Last Postseason Results	Baton Rouge Regional (2023)
	L, 7-2 vs. LSU
	L, 10-2 vs. Sam Houston

2024 and tied Banks in that category as well.

Designated hitter Michael Lombardi scored three times and catcher Colin Tuft doubled, tripled and knocked in three runs.

It was sweet revenge for a Green Wave squad that was shutout by Tuesday's FAU starter C.J. Williams (5-5) back in April. The Owls' right-hander found the going far more rocky in Clearwater, begin tagged for seven runs on eight hits with two strikeouts and one walk in two and two-thirds innings.

All of the offense was way more than enough for Tulane starter Chandler Welch (7-3). The Green Wave right-hander allowed just two runs (one earned) on three hits with 10 strikeouts and four walks in five innings of work. Reliever Henry Shuffler continued the solid work on the mound with five Ks in the sixth and seventh innings, giving up three hits.

FAU left fielder Jalen DeBose doubled in a run in the fifth inning and scored the other tally on a Tulane throwing error.

NOTES

This was Tulane's fourth run-rule victory in the past four tournaments ... Welch's 10 strikeouts tied a career-high ... Banks is hitting .477 (21-for-44) in his 10 career AAC Tournament games.

Wave Looking to Defend Title

Tulane makes its return to BayCare Ballpark Tuesday after claiming the 2023 tournament title with a dramatic run from the bracket's seven seed.

The team defeated ECU 8-6 in the final to earn the AAC's automatic bid with a 19-40 overall record.

Outfielder Teo Banks earned the tournament's Most Outstanding Player honor and was joined on the All-Tournament team by pitcher Dylan Carmouche, designated hitter Brennan Lambert and infielder Gavin Schulz.

2024 Turnaround the Nation's Best

Tulane's regular season win total jumped from 15 in 2023 to 31 a year later.

That 16-victory improvement tied Florida State for the top spot

nationally.

Tulane was picked ninth in the 2024 AAC Preseason Poll, a ranking based on the votes of the conference's 10 head coaches.

Five Named All-Conference Selections by AAC Coaches

The American Athletic Conference announced its 2024 all-league teams and individual awards Monday and, in it, recognized five Tulane student-athletes.

Third baseman Gavin Schulz was named to the first team, utility player Michael Lombardi, first baseman Brady Marget, second baseman Connor Rasmussen and catcher Colin Tuft earned a spot on the second team.

The awards were voted on by the league's 10 head coaches. The five selections are the most for the program since 2016 (seven).

Schulz was one of two Tulane players (Marget) to start all 55 games this season, hitting .306 with 10 homers and 44 RBI. He also saw significant time in the outfield this season for Tulane.

Lombardi was a two-way player for the Green Wave, hitting .287 with two homers and 21 RBI at the plate. On the mound, he went 4-3 with a 3.41 ERA, striking out 49 in 37 innings.

Marget led the team in batting average (.330), hits (72), RBI (50) and total bases (110).

Rasmussen was second on the team in batting average (.317) with six homers and 46 RBI and paced the team with six sacrifice flies.

Tuft, who also played some in the outfield this season, was the team leader in runs scored (61), walks (42) and stolen bases (12). His batting average on the season was .269.

Wave is Offensive in 2024

The Green Wave leads the AAC in total bases (919) and home runs (82) and is second in runs scored (406), doubles (110), walks (277), sacrifice hits (31), slugging percentage (.481), triples (13) and RBI (385). In league games, Tulane was also second in the hit by pitch category (46).



In 2024, the Green Wave is 25-2 when it outhits the opposition and 23-6 when it allows five runs or less.

Good Early Starts Paying Off

The Green Wave is 21-7 this season when it scores first and 23-2 when leading after five innings.

Tuft a Scoring Machine

Tulane catcher Colin Tuft has been big on the basepaths for the Green Wave. He had 35 runs scored and 24 walks in conference play, figures that stood first and second, respectively in the conference's league games only statistics. He was also second in the hit by pitch category (10) and stolen bases (9).

AAC Individual Leaders (Rank)

Teo Banks-19 HBP (3rd)

Marcus Cline-12 sacrifice bunts (1st), 150 assists (2nd)

Luc Fladda-4 home runs allowed (1st), 18 walks allowed (5th)

Jackson Linn-.645 slugging percentage (2nd)

Brady Marget-268 plate appearances (1st), 222 at-bats (3rd), 50 RBI (4th), 37 fielding double plays (4th), 439 fielding chances (5th), 413 putouts (5th)

Jacob Moore-15 games finished (4th)

Connor Rasmussen-6 sacrifice flies (3rd)

Henry Shuffler-27 appearances (4th)

Colin Tuft-483 fielding chances (2nd), 434 putouts (2nd), 63 runs scored (3rd), 43 walks (3rd), 263 plate appearances (3rd), 13 runners caught stealing (3rd), 18 HBP (4th)

Chandler Welch-15 games started (1st)

Linn, Welch Earn Weekly Honors

The American Athletic Conference has announced the winners of the league's weekly baseball honors (Player of the Week, Pitcher of the Week) for the penultimate week of the regular season.

Jackson Linn helped lead the Green Wave to sweep over first-place East Carolina by hitting .467 (7-15) with five runs scored, four home runs and five runs driven in last week. In Sunday's game, he hit two home runs, including a game-tying two-run shot in the eighth inning before scoring the winning run in the 10th inning.

Chandler Welch earned the win the Green Wave's 7-3 win on Saturday against East Carolina, pitching 7.1 innings with six strikeouts and three runs given up.

Welch Named AAC Pitcher of the Week

Tulane junior pitcher Chandler Welch was named American Athletic Conference Pitcher of the Week on Monday following a spectacular showing by the Slidell native on Saturday.

Welch was dominant in the 6-2 win over Northwestern as he registered a career-high 10 strikeouts to lift the Green Wave to its first victory of the season. He allowed just one hit and a hit batter in the five-inning, 78-pitch effort.

Also earning recognition was second baseman Connor Rasmussen for the AAC Honor Roll. The Fort Mill, S.C. native hit .444 this week (4-for-9) with three runs scored and seven RBI. He also posted an on-base percentage of .571 and a slugging percentage of .889 with eight assists and no errors. Unquestionably, his biggest moment of the weekend came in Sunday's rubber match with the Wildcats when he blasted a grand slam over the wall in right center to clinch the series victory.



LIFE IN THE AMERICAN

2024 AAC PRESEASON POLL

1. East Carolina (9) 81
2. Charlotte 67
3. UTSA 64
4. Florida Atlantic 54
5. South Florida (1) 47
6. Memphis 35
7. Wichita State 34
8. Rice 29

9. Tulane 25

10. UAB 14

First place votes in parentheses

2024 AAC STANDINGS

Team	Overall W-L PCT.	Conference W-L PCT.
ECU	41-13 .759	19-8 .704
UTSA	32-23 .582	17-10 .630
Tulane	32-24 .571	15-12 .556
Wichita State	30-27 .526	15-12 .556
UAB	26-28 .481	13-14 .481
Florida Atlantic	26-28 .481	12-15 .444
Charlotte	24-32 .429	12-15 .444
Rice	22-35 .386	11-16 .407
South Florida	26-29 .473	11-16 .407
Memphis	23-32 .418	10-17 .370

2024 AAC Honors

Chandler Welch (2/19, Pitcher of the Week)
 Connor Rasmussen (2/19, Honor Roll)
 Gavin Schulz (3/4, Honor Roll)
 Gavin Schulz (3/25, Honor Roll)
 Chandler Welch (3/25, Honor Roll)
 Brady Marget (4/15, Honor Roll)
 Teo Banks (4/22, Honor Roll)
 Teo Banks (4/29, Honor Roll)
 Jackson Linn (5/13, Player of the Week)
 Chandler Welch (5/13, Pitcher of the Week)
 Michael Lombardi (5/19, Honor Roll)

Preseason Player of the Year

Teo Banks, Tulane

Preseason Pitcher of the Year

Trey Yesavage, Jr., East Carolina

Preseason All-Conference Team

P – Trey Yesavage, Jr., East Carolina*
 P – Parker Smith, Jr., Rice
 P – Jack Cebert, Jr., South Florida
 P – Cameron Hansen, Sr., Charlotte
 P – Zach Root, So., East Carolina
 P – Caden Favors, Sr., Wichita State
 RP – Danny Beal, Sr., East Carolina
 C – Justin Wilcoxon, Sr., East Carolina
 1B – Carter Cunningham, Sr., East Carolina
 2B – Bobby Boser, Jr., South Florida
 SS – Eric Snow, So., South Florida
 3B – Matt King, Jr., UTSA

OF – Teo Banks, Jr., Tulane

OF – Jacob Jenkins-Cowart, Jr., East Carolina
 OF – Drew Brutcher, Sr., South Florida
 DH – Ben Rozenblum, R-Sr., South Florida

* denotes unanimous selection

TULANE'S RECORD WHEN...

	2024
Home	19-13
Away	12-11
Neutral sites	1-0
Day	14-13
Night	18-11
vs. Left-Handed Starters	10-5
vs. Right-Handed Starters	22-19
Non-Conference Games	17-12
Conference Games	15-12
vs. Louisiana Opponents	7-4
vs. Ranked Opponents	3-0
vs. SEC	0-0
vs. Sun Belt	1-5
vs. Southland	5-2
vs. Conference USA	0-0
vs. SWAC	2-0
Game 1 of Weekend Series	8-6
Game 2 of Weekend Series	9-5
Game 3 of Weekend Series	6-8
Monday	1-0
Tuesday	7-4
Wednesday	1-1
Thursday	1-2
Friday	9-5
Saturday	8-5
Sunday	5-5
February	4-4
March	11-9
April	10-6
May	7-3
1-Run Games	6-7
2-Run Games	3-4
5+ Run Games	13-7
Extra Inning Games	3-4
Shutouts	2-3
Longest Winning Streak	7 (Feb. 27-Mar. 8)
Longest Losing Streak	5 (March 24-30)
Come-From-Behind Wins	20
Longest Game	5:10 (3/15 vs. Pepperdine)
Shortest Game	2:24 (5/22 vs. Florida Atlantic)

AT GREER FIELD AT TURCHIN STADIUM

Opened: March 11, 1991

Rededicated: February 22, 2008
(Tulane 6, UIC 0)

First Game: March 11, 1991

(Tulane 11, Notre Dame 4)

Capacity: 5,000

Surface: AstroTurf Diamond Series

Record: 741-331-3 (32 Seasons)

YEAR-BY-YEAR

Year	W	L	T	PCT
1991	27	8	0	.771
1992	32	9	0	.780
1993	14	12	0	.538
1994	27	6	0	.818
1995	24	14	0	.632
1996	24	8	0	.750
1997	29	13	0	.690
1998	24	4	0	.857
1999	26	3	0	.897
2000	22	8	1	.733
2001	41	7	0	.854
2002	21	11	0	.656
2003	33	3	0	.917
2004	26	3	0	.897
2005	33	4	0	.892
2008	26	15	1	.631
2009	24	13	0	.649
2010	26	14	0	.650
2011	22	15	0	.595
2012	27	10	0	.730
2013	16	16	0	.500
2014	18	13	0	.580
2015	19	11	0	.633
2016	23	8	0	.742
2017	18	17	0	.514
2018	19	15	0	.559
2019	22	14	0	.611
2020	11	1	0	.917
2021	20	11	0	.645
2022	20	12	1	.621
2023	8	20	0	.286
2024	19	13	0	.594
Total	741	331	3	.691



2023-24 TULANE GREEN WAVE BASEBALL

2024 ROSTER

No.	Name	Ht.	Wt.	Pos.	B/T	Yr.	Exp.	Hometown/Last School
1	James Agabedis III	5-10	199	INF	L/R	So.	1L	Sudbury, Ma./Lawrence Academy
2	Gavin Schulz	5-9	185	INF/OF	R/R	Jr.	2L	Meraux, La./Holy Cross HS
3	Adam Ebling	6-2	201	OF/INF	R/R	RS So.	1L	St. Louis, Mo./Westminster Christian Academy
4	Mason Oñate	6-0	187	INF	L/R	Fr.	HS	Powell, Ohio/Olentangy Liberty HS
6	Marcus Cline	5-11	175	INF	L/R	Gr.	TR	Fall Creek, Wisc./UW-Milwaukee
8	Connor Rasmussen	5-11	195	INF	L/R	So.	TR	Fort Mill, S.C./East Carolina
9	Matthias Haas	6-1	200	INF/OF	R/R	Gr.	TR	Oakland, Calif./Cal Poly
11	Teo Banks	6-2	209	OF	R/R	Jr.	2L	Odessa, Texas/Odessa Permian HS
14	Nathan Rose	6-1	178	INF	R/R	Gr.	TR	Shaker Heights, Ohio/Bowling Green
15	Michael Lombardi	6-3	201	RHP/INF	R/R	So.	1L	Pound Ridge, N.Y./Fox Lane HS
16	Jonah Wachter	6-2	204	RHP	R/R	Jr.	2L	Concord, N.H./Concord HS
17	Colin Tuft	6-3	206	C	R/R	Jr.	TR	Vienna, Va./Virginia
21	Ben Romano	6-2	212	OF	R/R	RS Fr.	RS	Chester, N.J./The Hun School
22	William Good	6-2	199	C/INF	R/R	Fr.	HS	Metairie, La./Jesuit HS
23	Reed Kellum	6-3	219	C	R/R	RS Sr.	TR-1L	Jackson, Miss./Hinds CC
24	Jackson Linn	6-3	212	OF	R/R	Jr.	2L	Cambridge, Ma./Cambridge Rindge and Latin HS
26	Chris Diaz	6-0	211	OF	L/L	Fr.	HS	Pomona, N.Y./Millbrook HS
28	Taylor Montiel	6-2	205	LHP	L/L	RS So.	TR-1L	Brentwood, Tenn./Mississippi State
29	Alex Ainsworth	6-2	195	RHP	R/R	Fr.	HS	Baton Rouge, La./Catholic HS
30	Grant Cohn	5-9	192	C	R/R	Fr.	HS	Baton Rouge, La./The Dunham School
33	Brady Marget	6-5	239	INF	L/R	Jr.	2L	Whitefish Bay, Wisc./Whitefish Bay HS
34	Chandler Welch	6-0	200	RHP	R/R	Jr.	2L	Slidell, La./Holy Cross HS
35	Carter Benbrook	6-4	243	LHP	L/L	Gr.	TR	Sacramento, Calif./UC Santa Barbara
36	Billy Price	6-6	220	LHP	L/L	Gr.	TR-1L	Morristown, N.J./University of Virginia
37	Gavin Smith	6-0	195	RHP	R/R	RS Jr.	TR-1L	Cooper City, Fla./Dyersburg State
38	Luc Fladda	6-1	197	LHP	L/L	Jr.	TR	Chesterfield, Mo./Johnson County CC
39	Jake Saum	5-11	195	LHP	L/L	Gr.	TR	Ventura, Calif./UCLA
40	Tracy Mitchem	5-11	206	1B/OF	L/L	RS So.	1L	Windermere, Fla./West Orange HS
45	Brock Slaton	6-0	191	OF	L/L	Jr.	TR	Baton Rouge, La./Delgado CC
48	Colin Reilly	6-2	200	RHP	R/R	So.	1L	Sea Girt, N.J./Christian Brothers Academy
49	Logan Hurd	6-4	195	LHP	L/L	Jr.	TR	Manhattan Beach, Calif./Loyola Marymount
50	Eli Lirette	5-11	164	OF	R/R	Fr.	HS	Mandeville, La./Lakeshore HS
52	Jack Bussard	6-5	223	LHP	L/L	Fr.	HS	Reisterstown, Md./McDonogh HS
53	Henry Shuffler	6-7	234	RHP	R/R	Jr.	TR	Lafayette, La./UL-Monroe
54	Blaise Wilcenski	6-6	245	RHP	R/R	RS So.	TR	Waterford, Mich./Wharton JC
55	Wes Burton	6-8	222	RHP	R/R	Gr.	TR	Santa Monica, Calif./Indiana
56	Will Clements	6-5	235	RHP	R/R	Jr.	TR	The Woodlands, Texas/McLennan CC
57	Jacob Moore	6-5	224	RHP	R/R	RS So.	TR	Lacombe, La./LSU-Eunice
99	Trey Cehajic	6-8	243	RHP	R/R	Jr.	TR	Shreveport, La./McLennan CC

- 20 Jay Uhlman - Head Coach (5th Season at Tulane-2nd as HC; Nevada, 1997)
 5 Anthony Izzio - Assistant Coach (3rd Season at Tulane; South Alabama, 2013)
 51 Justin Bridgman - Assistant Coach (2nd Season at Tulane; Nevada, 2017)
 7 Thomas Brittle - Assistant Coach (2nd Season at Tulane; Clemson, 2013)
 Brennan Lambert - Student Assistant Coach (3rd Season at Tulane-1st as Student Assistant; Tulane, 2023)
 Curtis Akey - General Manager, Baseball Operations & Player Development (10th Season at Tulane; LSU, 2007)
 Nieko Torres - Strength and Conditioning (2nd Season at Tulane; West Virginia, 2017)
 Dr. Victoria Elia - Athletic Trainer (4th Season at Tulane; Lasell College, 2014)
 Ryan Kimberly - Director of Camps and Alumni Relations (1st Season at Tulane; Tulane, 2008)
 Frankie Niemann - Director of Analytics (6th Season at Tulane-1st as Director of Analytics; Tulane, 2022)



JAY UHLMAN

HEAD COACH | 54-70

Second Season | Nevada, 1997

Jay Uhlman was named the 25th head coach of the Tulane Baseball Program on June 7, 2022. He was named to the post after three seasons where he filled the jobs of assistant coach, recruiting coordinator, and interim head coach.

A veteran with more than 26 years of experience in four different conferences including the PAC12, BIG12, AAC, and the WAC, the Redondo Beach, California native was promoted after he led the Green Wave to the AAC Tournament Semifinals to close the 2022 campaign.

In 2023, Uhlman rallied his troops with a dynamic run from the bracket's seven seed in the American Athletic Conference Tournament, culminating with the program's first AAC tourney title (ninth overall) and 16th overall conference championship. The Olive and Blue became the lowest seed to ever win the AAC Tournament. The following weekend, Tulane took part in its 22nd NCAA Regional, this one coming in Baton Rouge. At season's end, the Green Wave saw pitcher Dylan Carmouche selected in the 15th Round by the San Francisco Giants and received the ABCA Academic Excellence Award. Tulane was one of just 11 teams in Division I to receive the honor for seven consecutive years.

He is responsible for the 2020-2021 class ranked 25th by Perfect Game, the highest-ranked class at Tulane since 2003, 36th by Collegiate Baseball.

Uhlman has spent time coaching in the junior college ranks while also having stints in the Western Athletic Conference, Pac 12, Big 12 conferences before settling into the AAC. During his career, Uhlman has coached and recruited 117 all-conference honorees, 29 All-Americans, eight conference players of the year, 29 big leaguers and 13 USA Collegiate National Team alums.

Uhlman made the move to the Big Easy in July of 2019. In his first season on the Green Wave staff, Uhlman helped guide Tulane to a 15-2 mark during the 2020 campaign – Tulane's best start to a season since 1972. Tulane's 15 wins at the end of the shortened season were tied for the most in the American Athletic Conference. In addition, Tulane had five players with a batting average of .300-or-better.

Uhlman arrived at Tulane after spending the previous nine seasons as a member of the University of Oregon staff where he was the associate head coach for the last three seasons. During his time in Eugene, the Ducks accumulated 328 wins, with 136 coming over Pac 12 opponents, to post a .606 overall winning percentage.

During his tenure with the Ducks, Uhlman was a part of a program that won 60 percent of their games, including a three-year stretch with 40-plus victories from 2012-14. In 2013, Oregon won a program-record 48 games and finished second in the league with a 22-8 record, as the Ducks qualified for the NCAA Tournament for four consecutive years, twice being selected as an overall national seed and hosting an NCAA Super Regional in 2012.

In six of his nine seasons with Oregon, Uhlman's classes were consistently ranked in the top 40 by Perfect Game, including bringing in a host of players that went on to earn 16 All-America and 39 All-Pac 12 honors. During that time Oregon had a player named as a finalist for the NCBWA Stopper of the Year three times, two semifinalists for the Dick Howser Trophy, and three semifinalists for the Golden Spikes Award.

Fifty-five (55) of Uhlman's Oregon players went on to play professionally, with two being first-round picks in the MLB Draft. Fifteen (15) of those have gone on to play in the majors.

For one season in 2011, Uhlman served as the assistant coach and recruiting coordinator at the University of Kansas, helping pull in a class that Perfect Game ranked 32nd nationally. He served as the Jayhawks' hitting coach and worked on the offense, as four players earned All-Big 12 honors and six were Big 12 All-Academic picks and six were drafted one went on to reach the big leagues.

Uhlman began his tenure at Oregon in the summer of 2009, when he served as the Ducks' volunteer assistant coach, working with the hitters and organizing on-campus recruiting efforts. In the program's second year as a varsity sport after being dormant for 28 years, Oregon tied the NCAA record for turnaround wins in a season, going from 14 in that first year back in 2009, to 40 in 2010. Oregon also went from winning four games in conference to 13, qualifying for the NCAA Storrs Regional.

In 2001, Uhlman returned to Nevada, his alma mater, as an assistant. He served as the hitting and infield coach while assisting with recruiting efforts. Nevada qualified for the WAC Tournament for four straight years, from 2006-2009, finishing second in the league three times.

Forty-two (42) Wolf Pack players were All-WAC selections, five were tabbed All-Americans, with three players earning WAC Freshman of the Year to go along with two others earning WAC Player of the Year. During his stint, 41 players went on to play professionally, with 13 receiving the call from a major league club.

Uhlman finished his degree from Nevada in 1998 while serving as a graduate assistant for the Wolf Pack. He then moved on to be an assistant coach at L.A. Harbor Junior College. In 1999 he became the head coach for two seasons at LAHC, eventually finishing with an overall record of 61-22-2 and 35-15 in the South Coast Conference.

In 2001 Uhlman's Seahawks went 33-6-1 on the season and 20-4 in the SCC to claim the league and regional championship, as he was named the conference's coach of the year. 24 total players were named All-SCC, including having the conference pitcher of the year among six All-California Community College Athletic Association picks and two All-Americans.

An All-CIF performer at Redondo Union High School, Uhlman culminated his prep career by being drafted by the Toronto Blue Jays. Uhlman moved on to LAHC where he was a two-time all-conference and All-Southern California shortstop.

He then finished his collegiate career playing at Nevada in 1995 and 1997. Uhlman was an honorable mention All-Big West Conference selection as a shortstop in 1997. The Wolf Pack led the NCAA in double plays and double plays per game during Uhlman's senior season advancing to the Lubbock Regional before the NCAA tournament expanded to 64 teams.

By The Numbers

829 Wins as a College Baseball Coach
715 Wins as an Assistant Coach
122 Players who have played professionally
117 All-Conference Players
115 Wins as a Head Coach (with 54 coming in Division I)
89 Academic All-Conference Players
29 All-Americans
29 Players who have reached the Major League
26 Years of Experience (PAC12, BIG12, AAC, WAC)
17 MLB Top 5 Round Picks
14 Postseason Appearances
13 Team USA Collegiate Players
8 Players of the Year
8 Top 40 Recruiting Classes (Since 2011 when they started ranking)
3 Golden Spikes Award Semi-Finalists
2 Dick Howser Award Semi-Finalists
2 MLB 1st Round Picks
1 Lowe's Senior CLASS All American
1 Brooks Wallace Award Finalist

Coaching Record

Year	School	Position	Record O/C	Percentage	Post Season
1998	Nevada	Graduate Assistant	31-22/17-10	0.585	BWC
1999	LA Harbor JC	Assistant Coach	21-23/14-10	0.477	
2000	LA Harbor JC	Head Coach	25-14/15-9	0.641	
2001	LA Harbor JC	Head Coach	36-8/20-4	0.818	Super Regional
2002	Nevada	Assistant Coach	25-32/10-20	0.439	
2003	Nevada	Assistant Coach	32-24/19-10	0.571	
2004	Nevada	Assistant Coach	30-29/14-16	0.508	
2005	Nevada	Assistant Coach	26-27/15-15	0.49	
2006	Nevada	Assistant Coach	26-28/11-12	0.481	WAC
2007	Nevada	Assistant Coach	35-26/15-9	0.574	WAC
2008	Nevada	Assistant Coach	34-26/18-14	0.567	WAC
2009	Nevada	Assistant Coach	25-31/10-13	0.446	WAC
2010	Oregon	Volunteer Assistant Coach	40-24/13-14	0.625	Regional
2011	Kansas	Assistant Coach/RC	26-30/9-18	0.462	
2012	Oregon	Assistant Coach	46-19/19-11	0.708	Super Regional
2013	Oregon	Assistant Coach	48-16/22-8	0.75	Regional
2014	Oregon	Assistant Coach	44-20/18-12	0.688	Regional
2015	Oregon	Assistant Coach	38-25/16-14	0.603	Regional
2016	Oregon	Assistant Coach	29-26/14-16	0.527	
2017	Oregon	Associate Head Coach	30-25/12-18	0.545	
2018	Oregon	Associate Head Coach	26-29/12-18	0.473	
2019	Oregon	Associate Head Coach	27-29/10-19	0.482	
2020	Tulane	Assistant Coach/RC	15-2/COVID	0.882	
2021	Tulane	Assistant Coach/RC	31-24/17-10	0.564	AAC
2022	Tulane	Assistant Coach/RC	30-22/10-11	0.577	AAC
		Interim Head Coach	3-4/1-2	0.429	
		Head Coach	19-42/8-16	0.311	AAC Champs/Regional
2023	Tulane	Head Coach	32-24/15-12	0.571	
Overall Head Coach			829-608 (.577)/374-341 (.523)		
			115-92 (.555)		

Major League Baseball Output

122 Total Professionals
101 Players Drafted
35 Top 10 Rounders
29 Big Leaguers (15 Oregon, 12 Nevada, 1 Kansas, 1 LA Harbor JC)
28 Active Pro Players
21 Free Agent Signings
17 Top 5 Rounders
2 First Rounders



2024 Tulane Baseball
Game Results for Tulane Green Wave (as of May 22, 2024)
(All games)

Date	Opponent	Score	Inns	Overall	AAC	Pitcher of record	Attend	Time
Feb 16, 2024	NORTHWESTERN	L 0-9	9	0-1-0	0-0-0	J. Saum (L 0-1)	1620	3:16
Feb 17, 2024	NORTHWESTERN	w 6-2	9	1-1-0	0-0-0	C. Welch (W 1-0)	1467	3:08
Feb 18, 2024	NORTHWESTERN	w 12-9	9	2-1-0	0-0-0	C. Benbrook (W 1-0)	1635	3:34
Feb 20, 2024	NICHOLLS	w 3-2	9	3-1-0	0-0-0	H. Shuffler (W 1-0)	1483	2:31
Feb 23, 2024	UC IRVINE	L 4-5	9	3-2-0	0-0-0	J. Saum (L 0-2)	1692	2:58
Feb 24, 2024	UC IRVINE	L 4-11	9	3-3-0	0-0-0	T. Cehajic (L 0-1)	2005	3:40
Feb 25, 2024	UC IRVINE	L 7-10	9	3-4-0	0-0-0	M. Lombardi (L 0-1)	1692	2:55
Feb 27, 2024	UNO	w 6-3	9	4-4-0	0-0-0	B. Wilcenski (W 1-0)	1738	2:34
Mar 01, 2024	YALE	w 11-1	8	5-4-0	0-0-0	B. Price (W 1-0)	1382	2:38
Mar 02, 2024	YALE	w 11-4	9	6-4-0	0-0-0	C. Welch (W 2-0)	1634	2:41
Mar 03, 2024	YALE	w 4-0	9	7-4-0	0-0-0	W. Clements (W 1-0)	1996	2:27
Mar 05, 2024	at Nicholls	w 14-12	9	8-4-0	0-0-0	J. Moore (W 1-0)	655	3:42
Mar 06, 2024	GRAMBLING	w 9-4	9	9-4-0	0-0-0	B. Price (W 2-0)	1441	3:20
Mar 08, 2024	at ULL	w 11-8	9	10-4-0	0-0-0	H. Shuffler (W 2-0)	3568	3:19
Mar 09, 2024	at ULL	L 4-5	(10)	10-5-0	0-0-0	T. Cehajic (L 0-2)	3686	2:57
Mar 10, 2024	at ULL	L 3-4	9	10-6-0	0-0-0	J. Moore (L 1-1)	3699	2:50
Mar 12, 2024	at Southeastern	L 7-8	9	10-7-0	0-0-0	J. Saum (L 0-3)	1661	2:28
Mar 15, 2024	PEPPERDINE	w 3-2	9	11-7-0	0-0-0	H. Shuffler (W 3-0)	1319	5:10
Mar 16, 2024	PEPPERDINE-1	w 7-3	9	12-7-0	0-0-0	C. Benbrook (W 2-0)	1413	2:48
Mar 16, 2024	PEPPERDINE-2	L 4-6	9	12-8-0	0-0-0	W. Clements (L 1-1)	1545	2:59
Mar 18, 2024	SAINT LOUIS	w 2-0	9	13-8-0	0-0-0	M. Lombardi (W 1-1)	1484	2:25
* Mar 22, 2024	at Rice	w 14-7	(11)	14-8-0	1-0-0	J. Moore (W 2-1)	2319	4:16
* Mar 23, 2024	at Rice	w 10-1	9	15-8-0	2-0-0	C. Welch (W 3-0)	2740	2:51
* Mar 24, 2024	at Rice	L 2-4	9	15-9-0	2-1-0	W. Clements (L 1-2)	2137	2:29
Mar 26, 2024	at Southern Miss	L 4-9	9	15-10-0	2-1-0	M. Lombardi (L 1-2)	5209	3:02
* Mar 28, 2024	UTSA	L 3-6	9	15-11-0	2-2-0	L. Fladda (L 0-1)	1487	3:05
* Mar 29, 2024	UTSA	L 7-11	9	15-12-0	2-3-0	C. Welch (L 3-1)	1631	2:41
* Mar 30, 2024	UTSA	L 6-12	9	15-13-0	2-4-0	B. Price (L 2-1)	1626	3:01
Apr 02, 2024	TEXAS SOUTHERN	w 19-1	7	16-13-0	2-4-0	M. Lombardi (W 2-2)	1475	2:26
* Apr 05, 2024	at UAB	L 2-6	9	16-14-0	2-5-0	L. Fladda (L 0-1)	276	2:40
* Apr 06, 2024	at UAB	w 14-13	9	17-14-0	3-5-0	J. Moore (W 2-0)	376	3:10
* Apr 07, 2024	at UAB	L 6-7	9	17-15-0	3-6-0	M. Lombardi (L 2-3)	257	2:37
Apr 09, 2024	at UNO	w 7-4	9	18-15-0	3-6-0	B. Wilcenski (W 2-0)	618	3:25
* Apr 12, 2024	SOUTH FLORIDA	w 11-3	9	19-15-0	4-6-0	L. Fladda (W 1-2)	1868	2:50
* Apr 13, 2024	SOUTH FLORIDA	w 14-4	8	20-15-0	5-6-0	C. Welch (W 4-1)	1579	2:43
* Apr 14, 2024	SOUTH FLORIDA	L 8-9	(10)	20-16-0	5-7-0	J. Moore (L 3-2)	2162	3:02
Apr 17, 2024	SOUTH ALABAMA	L 7-14	9	20-17-0	5-7-0	B. Price (L 2-2)	1658	3:37
* Apr 19, 2024	at Florida Atlantic	L 0-5	9	20-18-0	5-8-0	L. Fladda (L 1-3)	467	2:38
* Apr 20, 2024	at Florida Atlantic	w 8-3	9	21-18-0	6-8-0	C. Welch (W 5-1)	395	2:40
* Apr 21, 2024	at Florida Atlantic	w 9-5	9	22-18-0	7-8-0	H. Shuffler (W 4-0)	352	3:21
Apr 23, 2024	SOUTHERN MISS	L 6-11	9	22-19-0	7-8-0	L. Hurd (L 0-1)	1927	3:21
* Apr 26, 2024	at Wichita State	w 13-8	9	23-19-0	8-8-0	L. Fladda (W 2-3)	1658	3:21
* Apr 28, 2024	at Wichita State-1	L 3-6	7	23-20-0	8-9-0	C. Welch (L 5-2)	1862	2:27
* Apr 28, 2024	at Wichita State-2	w 10-4	9	24-20-0	9-9-0	M. Lombardi (W 3-3)	1862	3:40
Apr 30, 2024	SOUTHEASTERN	w 13-6	9	25-20-0	9-9-0	J. Wachter (W 1-0)	1724	3:13
* May 03, 2024	MEMPHIS	w 9-5	9	26-20-0	10-9-0	L. Fladda (W 3-3)	1605	3:24
* May 04, 2024	MEMPHIS	L 0-3	9	26-21-0	10-10-0	C. Welch (L 5-3)	1705	3:00
* May 05, 2024	MEMPHIS	L 5-7	(10)	26-22-0	10-11-0	J. Moore (L 3-3)	1720	3:44
May 07, 2024	at UNO	L 5-6	(10)	26-23-0	10-11-0	T. Montiel (L 0-1)	1503	3:05
* May 10, 2024	EAST CAROLINA	w 6-5	9	27-23-0	11-11-0	J. Moore (W 4-3)	1961	3:17
* May 11, 2024	EAST CAROLINA	w 7-3	9	28-23-0	12-11-0	C. Welch (W 6-3)	2268	2:55
* May 12, 2024	EAST CAROLINA	w 10-9	(10)	29-23-0	13-11-0	J. Moore (W 5-3)	1588	3:20
* May 16, 2024	at Charlotte-1	L 7-9	9	29-24-0	13-12-0	C. Benbrook (L 2-1)	-	2:54
* May 16, 2024	at Charlotte-2	w 5-4	9	30-24-0	14-12-0	M. Lombardi (W 3-4)	673	3:19
* May 17, 2024	at Charlotte	w 10-8	(10)	31-24-0	15-12-0	W. Clements (W 2-2)	690	4:11
May 21, 2024	vs Florida Atlantic	w 14-2	7	32-24-0	15-12-0	C. Welch (W 7-3)	0	2:24

* = Conference game

() extra inning game

2024 Tulane Baseball
Team Game-by-Game for Tulane Green Wave (as of May 22, 2024)
Batting (All games)

Date	Opponent	ab	r	h	rbi	2b	3b	hr	tb	bb	ibb	sb	cs	hbp	sac	sf	gdp	k	po	a	e	lob	avg
Feb 16	NORTHWESTERN	32	0	5	0	1	0	0	6	1	0	0	0	1	0	0	0	10	27	5	2	7	.156
Feb 17	NORTHWESTERN	33	6	12	5	3	0	0	15	7	0	1	0	2	1	0	1	5	27	7	2	13	.262
Feb 18	NORTHWESTERN	27	12	8	12	1	0	1	12	10	0	1	0	5	2	2	1	8	27	12	2	10	.272
Feb 20	NICHOLLS	27	3	8	3	4	0	0	12	1	0	0	0	1	2	2	0	10	27	9	2	6	.277
Feb 23	UC IRVINE	37	4	9	4	2	0	1	14	4	0	0	0	0	0	0	0	9	27	8	2	10	.269
Feb 24	UC IRVINE	33	4	7	4	3	0	2	16	4	0	2	0	1	1	0	0	8	27	13	2	8	.259
Feb 25	UC IRVINE	34	7	7	7	1	0	4	20	5	0	0	0	0	0	0	0	9	27	9	0	5	.251
Feb 27	UNO	33	6	9	5	1	1	3	21	2	0	1	0	1	1	0	0	8	27	9	1	7	.254
Mar 01	YALE	27	11	9	11	1	1	0	12	7	0	0	0	3	0	3	0	5	24	6	0	8	.261
Mar 02	YALE	29	11	11	9	4	0	0	15	9	0	1	0	2	2	2	1	2	27	16	1	9	.272
Mar 03	YALE	30	4	8	4	1	0	0	9	1	0	3	0	0	0	0	1	8	27	14	1	3	.272
Mar 05	at Nicholls	42	14	15	14	3	1	3	29	7	0	0	1	2	0	2	0	12	27	10	1	12	.281
Mar 06	GRAMBLING	30	9	8	7	1	0	2	15	12	0	3	0	4	0	1	1	5	27	4	1	14	.280
Mar 08	at ULL	40	11	12	10	3	2	2	25	6	0	0	0	5	0	0	0	8	27	8	3	13	.282
Mar 09	at ULL	37	4	7	4	1	0	3	17	4	0	0	0	1	0	0	0	14	27	10	0	8	.275
Mar 10	at ULL	27	3	4	2	2	0	1	9	6	0	0	2	4	1	0	1	7	26	15	0	8	.268
Mar 12	at Southeastern	36	7	10	7	2	0	4	24	3	0	0	0	0	0	0	1	12	24	5	0	5	.269
Mar 15	PEPPERDINE	32	3	8	3	1	0	2	15	2	0	0	0	1	1	0	0	10	27	15	0	9	.268
Mar 16	PEPPERDINE	32	7	11	5	1	0	0	12	8	0	1	0	0	0	2	1	9	27	10	1	11	.272
Mar 16	PEPPERDINE	33	4	7	4	1	0	1	11	5	0	0	0	0	1	0	0	7	27	8	1	8	.269
Mar 18	SAINT LOUIS	29	2	7	2	0	0	0	7	2	0	0	0	1	0	0	1	5	27	10	0	6	.268
*Mar 22	at Rice	46	14	16	14	3	0	5	34	10	0	0	1	2	1	0	1	14	33	10	1	12	.273
*Mar 23	at Rice	43	10	14	10	5	0	0	19	7	0	0	1	2	1	0	0	5	27	14	1	16	.276
*Mar 24	at Rice	31	2	5	2	4	0	0	9	0	0	0	0	1	0	0	0	12	24	7	1	3	.271
Mar 26	at Southern Miss	34	4	6	4	1	0	2	13	2	0	0	0	1	0	0	0	8	24	8	1	6	.267
*Mar 28	UTSA	34	3	8	3	1	0	1	12	2	0	0	0	1	1	0	0	13	27	10	1	8	.266
*Mar 29	UTSA	38	7	12	7	4	0	3	25	4	0	0	0	1	0	1	0	8	27	9	1	10	.268
*Mar 30	UTSA	33	6	7	6	1	0	1	11	6	0	2	0	0	0	0	1	8	27	12	3	6	.266
Apr 02	TEXAS SOUTHERN	34	19	16	17	5	2	2	31	8	0	1	0	1	0	1	0	4	21	8	0	7	.273
*Apr 05	at UAB	30	2	6	2	1	0	1	10	2	0	1	0	1	0	1	1	7	24	10	0	5	.271
*Apr 06	at UAB	37	14	13	13	2	1	2	23	4	0	3	1	3	3	0	0	7	27	7	1	6	.274
*Apr 07	at UAB	42	6	15	6	3	0	2	24	2	1	0	0	1	0	0	0	10	24	12	0	12	.277
Apr 09	at UNO	38	7	10	7	2	0	3	21	3	0	1	0	3	0	1	0	10	26	5	2	11	.277
*Apr 12	SOUTH FLORIDA	33	11	10	9	3	0	0	13	13	0	1	0	4	0	0	1	9	27	12	0	15	.278
*Apr 13	SOUTH FLORIDA	31	14	12	14	4	1	1	21	5	0	5	1	5	0	2	1	7	24	8	1	7	.280
*Apr 14	SOUTH FLORIDA	38	8	11	7	2	1	0	15	4	0	2	0	2	1	1	1	8	30	8	1	8	.281
Apr 17	SOUTH ALABAMA	36	7	11	7	2	0	0	13	7	0	1	0	2	0	1	0	11	27	9	1	12	.281
*Apr 19	at Florida Atlantic	29	0	5	0	1	0	0	6	2	0	0	1	0	0	0	2	5	24	9	1	4	.279
*Apr 20	at Florida Atlantic	35	8	12	8	1	0	1	16	0	0	2	0	2	2	0	2	6	27	10	0	4	.281
*Apr 21	at Florida Atlantic	36	9	9	7	0	0	1	12	6	1	1	0	1	0	0	0	12	27	14	2	7	.280
Apr 23	SOUTHERN MISS	36	6	12	6	6	0	0	18	2	0	0	0	1	2	0	0	3	27	6	1	8	.281
*Apr 26	at Wichita State	41	13	16	13	3	0	4	31	6	0	1	0	1	1	0	0	5	27	9	0	9	.284
*Apr 28	at Wichita State	26	3	4	3	0	0	0	4	4	0	0	0	0	0	0	0	5	18	9	0	6	.282
*Apr 28	at Wichita State	39	10	13	10	2	0	2	21	2	0	0	0	1	1	1	0	5	27	7	0	7	.283
Apr 30	SOUTHEASTERN	39	13	15	13	1	0	2	22	5	0	3	0	1	1	0	0	4	27	9	1	9	.286
*May 03	MEMPHIS	23	9	5	8	1	0	1	9	10	0	1	3	3	0	1	1	10	27	5	0	4	.285
*May 04	MEMPHIS	30	0	2	0	1	0	0	3	4	0	0	0	2	1	0	0	6	27	8	3	10	.281
*May 05	MEMPHIS	35	5	7	4	1	0	2	14	7	0	1	0	4	0	1	2	6	30	13	1	12	.279
May 07	at UNO	34	5	6	5	0	0	2	12	4	0	0	0	2	0	0	2	7	28	10	4	5	.277
*May 10	EAST CAROLINA	33	6	11	6	1	1	2	20	7	2	0	0	2	1	0	1	9	27	14	2	13	.278
*May 11	EAST CAROLINA	34	7	11	7	0	0	3	20	3	0	1	0	1	1	0	0	7	27	11	0	8	.279
*May 12	EAST CAROLINA	39	10	11	10	2	0	4	25	5	0	2	0	2	0	0	0	6	30	7	0	9	.279
*May 16	at Charlotte	33	7	8	7	3	0	2	17	3	0	1	0	3	0	2	0	8	24	10	1	7	.278
*May 16	at Charlotte	35	5	9	5	1	1	2	18	5	0	0	1	0	0	1	0	9	27	9	0	9	.278
*May 17	at Charlotte	44	10	15	10	3	0	0	18	11	0	2	0	1	2	1	0	8	30	9	2	19	.279
May 21	vs Florida Atlantic	29	14	12	13	3	1	2	23	6	0	1	0	2	0	2	0	7	21	5	1	7	.281
Totals		1908	406	537	385	110	13	82	919	277	4	46	12	93	31	31	25	440	1481	526	56	481	.281

2024 Tulane Baseball
Team Game-by-Game for Tulane Green Wave (as of May 22, 2024)
Pitching (All games)

Date	Opponent	ip	h	r	er	bb	so	2b	3b	hr	wp	bk	hbp	dp	ibb	score	w-l	sv	era
Feb 16	NORTHWESTERN	9.0	12	9	9	8	16	2	0	0	2	0	1	0	0	0-9	0-1	0	9.00
Feb 17	NORTHWESTERN	9.0	4	2	1	1	13	1	0	0	1	0	2	0	0	6-2	1-1	1	5.00
Feb 18	NORTHWESTERN	9.0	12	9	8	4	8	3	0	0	3	0	2	1	0	12-9	2-1	1	6.00
Feb 20	NICHOLLS	9.0	10	2	1	0	3	2	0	0	0	0	0	1	0	3-2	3-1	2	4.75
Feb 23	UC IRVINE	9.0	4	5	5	4	6	1	0	0	1	0	4	0	0	4-5	3-2	2	4.80
Feb 24	UC IRVINE	9.0	16	11	10	3	6	5	0	0	0	0	8	1	0	4-11	3-3	2	5.67
Feb 25	UC IRVINE	9.0	12	10	10	7	2	2	1	2	0	0	3	0	0	7-10	3-4	2	6.29
Feb 27	UNO	9.0	7	3	2	3	10	1	0	1	0	0	1	1	0	6-3	4-4	3	5.75
Mar 01	YALE	8.0	3	1	1	8	7	0	0	0	0	0	0	0	0	11-1	5-4	3	5.29
Mar 02	YALE	9.0	10	4	2	3	3	2	0	1	0	0	0	1	0	11-4	6-4	3	4.96
Mar 03	YALE	9.0	6	0	0	0	8	0	0	0	1	0	1	2	0	4-0	7-4	3	4.50
Mar 05	at Nicholls	9.0	17	12	11	6	9	4	0	1	1	0	0	0	0	14-12	8-4	4	5.05
Mar 06	GRAMBLING	9.0	5	4	4	5	9	1	0	0	3	0	0	0	0	9-4	9-4	5	4.97
Mar 08	at ULL	9.0	10	8	6	3	9	1	1	0	0	0	1	0	0	11-8	10-4	6	5.04
Mar 09	at ULL	9.0	13	5	5	1	8	2	1	1	0	0	0	1	1	4-5	10-5	6	5.04
Mar 10	at ULL	8.2	9	4	1	2	7	1	0	1	1	0	2	1	0	3-4	10-6	6	4.79
Mar 12	at Southeastern	8.0	10	8	8	3	16	3	0	1	1	0	1	0	0	7-8	10-7	6	5.02
Mar 15	PEPPERDINE	9.0	6	2	2	1	6	2	0	1	1	0	0	1	0	3-2	11-7	7	4.85
Mar 16	PEPPERDINE	9.0	9	3	1	2	13	3	0	0	1	0	3	1	0	7-3	12-7	8	4.64
Mar 16	PEPPERDINE	9.0	8	6	6	7	10	3	0	0	2	0	1	0	1	4-6	12-8	8	4.71
Mar 18	SAINT LOUIS	9.0	3	0	0	4	11	0	1	0	0	0	0	0	0	2-0	13-8	9	4.48
*Mar 22	at Rice	11.0	8	7	5	6	13	2	1	0	1	0	2	1	0	14-7	14-8	9	4.46
*Mar 23	at Rice	9.0	8	1	1	1	5	2	0	1	0	0	1	1	0	10-1	15-8	9	4.31
*Mar 24	at Rice	8.0	7	4	3	4	6	1	0	0	1	0	1	1	0	2-4	15-9	9	4.28
Mar 26	at Southern Miss	8.0	14	9	9	6	8	3	0	1	2	1	2	2	0	4-9	15-10	9	4.49
*Mar 28	UTSA	9.0	11	6	5	4	10	4	0	1	1	0	4	0	0	3-6	15-11	9	4.51
*Mar 29	UTSA	9.0	17	11	10	2	8	0	2	1	1	0	0	2	0	7-11	15-12	9	4.71
*Mar 30	UTSA	9.0	11	12	9	5	6	1	0	1	3	0	3	1	0	6-12	15-13	9	4.87
Apr 02	TEXAS SOUTHERN	7.0	4	1	1	4	8	0	0	0	1	0	2	1	0	19-1	16-13	9	4.77
*Apr 05	at UAB	8.0	10	6	6	3	5	2	0	1	1	0	0	0	0	2-6	16-14	9	4.83
*Apr 06	at UAB	9.0	13	13	9	2	8	2	1	2	0	0	1	1	0	14-13	17-14	9	4.97
*Apr 07	at UAB	8.0	10	7	7	5	5	1	0	0	0	0	3	2	0	6-7	17-15	9	5.05
Apr 09	at UNO	9.0	8	4	2	7	12	1	1	1	5	0	1	1	0	7-4	18-15	10	4.95
*Apr 12	SOUTH FLORIDA	9.0	9	3	3	1	5	1	0	0	0	0	1	1	0	11-3	19-15	10	4.90
*Apr 13	SOUTH FLORIDA	8.0	10	4	4	3	8	4	0	0	1	0	0	0	0	14-4	20-15	11	4.89
*Apr 14	SOUTH FLORIDA	10.0	15	9	7	2	10	2	0	2	0	0	1	3	0	8-9	20-16	11	4.93
Apr 17	SOUTH ALABAMA	9.0	12	14	12	9	9	2	1	2	1	0	1	0	0	7-14	20-17	11	5.12
*Apr 19	at Florida Atlantic	8.0	11	5	4	5	9	1	0	0	1	0	1	0	0	0-5	20-18	11	5.11
*Apr 20	at Florida Atlantic	9.0	8	3	3	4	13	4	0	0	0	1	3	1	0	8-3	21-18	11	5.05
*Apr 21	at Florida Atlantic	9.0	7	5	5	4	9	1	0	2	0	0	2	1	0	9-5	22-18	11	5.05
Apr 23	SOUTHERN MISS	9.0	15	11	10	11	12	2	0	0	2	0	4	0	0	6-11	22-19	11	5.18
*Apr 26	at Wichita State	9.0	12	8	8	2	9	3	0	3	0	0	0	1	0	13-8	23-19	11	5.24
*Apr 28	at Wichita State	6.0	8	6	6	2	8	0	0	2	1	1	2	1	0	3-6	23-20	11	5.30
*Apr 28	at Wichita State	9.0	9	4	4	7	9	4	0	1	1	0	2	1	0	10-4	24-20	12	5.27
Apr 30	SOUTHEASTERN	9.0	7	6	4	5	7	2	0	2	1	0	2	0	0	13-6	25-20	12	5.24
*May 03	MEMPHIS	9.0	5	5	5	10	7	1	0	0	3	0	2	1	0	9-5	26-20	12	5.24
*May 04	MEMPHIS	9.0	11	3	3	2	8	0	0	2	0	0	0	3	0	0-3	26-21	12	5.19
*May 05	MEMPHIS	10.0	11	7	6	4	8	1	0	2	1	0	0	1	0	5-7	26-22	12	5.20
May 07	at UNO	9.1	8	6	3	5	5	0	0	1	3	0	4	1	1	5-6	26-23	12	5.15
*May 10	EAST CAROLINA	9.0	9	5	5	4	9	0	0	0	0	0	1	1	1	6-5	27-23	12	5.14
*May 11	EAST CAROLINA	9.0	9	3	3	1	9	1	1	0	0	0	0	1	1	7-3	28-23	13	5.10
*May 12	EAST CAROLINA	10.0	12	9	9	3	6	4	0	2	0	0	4	1	0	10-9	29-23	13	5.17
*May 16	at Charlotte	8.0	11	9	9	4	4	1	0	2	1	0	1	1	0	7-9	29-24	13	5.25
*May 16	at Charlotte	9.0	12	4	4	3	13	2	0	1	1	0	1	1	0	5-4	30-24	13	5.23
*May 17	at Charlotte	10.0	12	8	7	4	7	1	0	0	0	0	3	1	0	10-8	31-24	13	5.25
May 21	vs Florida Atlantic	7.0	6	2	1	4	15	1	0	0	0	0	0	0	0	14-2	32-24	13	5.19
Totals		494.0	536	328	285	223	473	96	11	42	51	3	85	45	5	406-328	32-24	13	5.19

2024 Tulane Baseball
Games Summary for Tulane Green Wave (as of May 22, 2024)
(All games)

Score by innings	1	2	3	4	5	6	7	8	9	EX	Total
Tulane Green Wave	42	35	39	58	36	46	42	60	37	11	406
Opponents	36	27	41	42	43	31	44	37	21	6	328

Record when ...											
Overall	32-24							After 6 leading	23-2		
Conference	15-12						 trailing	7-18		
Non-Conference	17-12						 tied	2-4		
Home games	19-13							After 7 leading	21-2		
Away games	12-11						 trailing	4-19		
Neutral site	1-0						 tied	5-2		
Day games	14-13							After 8 leading	23-2		
Night games	18-11						 trailing	2-20		
vs Left starter	10-5						 tied	3-1		
vs Right starter	22-19										
1-Run games	6-7							Hit 0 home runs	10-8		
2-Run games	3-4							... 1 home run	5-6		
5+Run games	13-7							... 2+ home runs	17-10		
Extra innings	3-4										
Shutouts	2-3							Opponent 0 home runs	19-8		
							 1 home run	8-9		
Scoring 0-2 runs	1-5						 2+ HRs	5-7		
..... 3-5 runs	4-10										
..... 6-9 runs	10-9							Made 0 errors	12-7		
..... 10+ runs	17-0						 1 error	12-11		
							 2+ errors	8-6		
Opponent 0-2 runs	9-0										
..... 3-5 runs	14-6							Opp. made 0 errors	8-13		
..... 6-9 runs	7-12						 1 error	15-10		
..... 10+ runs	2-6						 2+ errors	9-1		
Scored in 1st inning	12-8							Out-hit opponent	25-2		
Opp. scored in 1st	9-12							Out-hit by opponent	5-21		
Scores first	21-7							Hits are tied	2-1		
Opp. scores first	11-17										

Record when team scores:											
Runs	0	1	2	3	4	5	6	7	8	9	10+
W-L	0-3	0-0	1-2	2-3	1-5	1-2	3-3	3-5	1-1	3-0	17-0

Record when opponent scores:											
Runs	0	1	2	3	4	5	6	7	8	9	10+
W-L	2-0	3-0	4-0	5-1	6-2	3-3	1-5	1-2	3-1	2-4	2-6

Record when leading after:											
Inn.	1	2	3	4	5	6	7	8			
W-L	10-5	15-4	18-5	20-5	23-2	23-2	21-2	23-2			

Record when trailing after:											
Inn.	1	2	3	4	5	6	7	8			
W-L	4-10	5-15	9-13	7-17	4-19	7-18	4-19	2-20			

Record when tied after:											
Inn.	1	2	3	4	5	6	7	8			
W-L	18-9	12-5	5-6	5-2	5-3	2-4	5-2	3-1			

Current winning streak: 3
Longest winning streak: 7
Longest losing streak: 5

Home attendance : 53530 (32 dates avg = 1672)
Away attendance : 36663 (23 dates avg = 1594)
Total attendance: 90193 (55 dates avg = 1639)

2024 Tulane Baseball
Miscellaneous Stats for Tulane Green Wave (as of May 22, 2024)
(All games)

Multiple Hit Games	2	3	4	5+	Total
33 Brady Marget	19	4	-	-	23
2 Gavin Schulz	14	5	-	-	19
8 Connor Rasmussen	12	5	1	-	18
17 Colin Tuft	13	1	-	-	14
11 Teo Banks	12	2	-	-	14
24 Jackson Linn	12	1	1	-	14
6 Marcus Cline	9	-	1	-	10
15 Michael Lombardi	8	-	-	-	8
9 Matthias Haas	3	1	-	1	5
45 Brock Slaton	5	-	-	-	5
1 James Agabedis III	2	1	1	-	4
14 Nathan Rose	2	1	-	-	3
3 Adam Ebling	1	-	-	-	1
TEAM	112	21	4	1	138

Multiple RBI Games	2	3	4	5+	Total
33 Brady Marget	9	2	3	-	14
8 Connor Rasmussen	8	2	-	2	12
11 Teo Banks	9	2	1	-	12
24 Jackson Linn	5	4	1	-	10
2 Gavin Schulz	6	2	2	-	10
17 Colin Tuft	3	5	1	-	9
9 Matthias Haas	4	1	1	-	6
15 Michael Lombardi	5	-	-	-	5
6 Marcus Cline	2	2	-	-	4
21 Ben Romano	2	-	-	-	2
1 James Agabedis III	2	-	-	-	2
45 Brock Slaton	2	-	-	-	2
23 Reed Kellum	-	1	-	-	1
40 Tracy Mitchem	1	-	-	-	1
14 Nathan Rose	1	-	-	-	1
TEAM	59	21	9	2	91

Hitting Streaks	Longest	Current
17 Colin Tuft	21	7
33 Brady Marget	11	-
45 Brock Slaton	9	1
2 Gavin Schulz	8	-
8 Connor Rasmussen	8	2
11 Teo Banks	7	7
24 Jackson Linn	6	3
15 Michael Lombardi	5	5
6 Marcus Cline	4	-
14 Nathan Rose	4	1
1 James Agabedis III	3	-
40 Tracy Mitchem	3	-
23 Reed Kellum	3	-
9 Matthias Haas	3	3
21 Ben Romano	2	-
3 Adam Ebling	1	-

Reached Base Streaks	Longest	Current
17 Colin Tuft	29	9
8 Connor Rasmussen	18	9
11 Teo Banks	18	7
45 Brock Slaton	18	4
33 Brady Marget	17	4
2 Gavin Schulz	13	13
24 Jackson Linn	12	3
15 Michael Lombardi	10	5
14 Nathan Rose	8	2
6 Marcus Cline	8	-
9 Matthias Haas	7	7
23 Reed Kellum	6	2
40 Tracy Mitchem	6	-
1 James Agabedis III	3	-
21 Ben Romano	3	-
3 Adam Ebling	1	-

2024 Tulane Baseball
Miscellaneous Stats for Tulane Green Wave (as of May 22, 2024)
(All games)

Starting Lineup By Position
(Team W-L record when starter)

PITCHER:		
34 Chandler Welch	15	(10-5)
38 Luc Fladda	13	(9-4)
56 Will Clements	9	(3-6)
54 Blaise Wilcenski	5	(3-2)
15 Michael Lombardi	5	(3-2)
39 Jake Saum	4	(1-3)
36 Billy Price	4	(2-2)
35 Carter Benbrook	1	(1-0)
CATCHER:		
17 Colin Tuft	50	(29-21)
23 Reed Kellum	6	(3-3)
FIRST BASE:		
33 Brady Marget	53	(31-22)
9 Matthias Haas	2	(1-1)
15 Michael Lombardi	1	(0-1)
SECOND BASE:		
8 Connor Rasmussen	55	(31-24)
15 Michael Lombardi	1	(1-0)
THIRD BASE:		
2 Gavin Schulz	37	(21-16)
1 James Agabedis III	10	(5-5)
15 Michael Lombardi	9	(6-3)
SHORTSTOP:		
6 Marcus Cline	54	(30-24)
15 Michael Lombardi	1	(1-0)
1 James Agabedis III	1	(1-0)
LEFT FIELD:		
24 Jackson Linn	38	(22-16)
2 Gavin Schulz	15	(10-5)
40 Tracy Mitchem	2	(0-2)
17 Colin Tuft	1	(0-1)
CENTER FIELD:		
11 Teo Banks	55	(31-24)
17 Colin Tuft	1	(1-0)
RIGHT FIELD:		
45 Brock Slaton	25	(13-12)
9 Matthias Haas	18	(14-4)
40 Tracy Mitchem	6	(3-3)
2 Gavin Schulz	4	(1-3)
17 Colin Tuft	3	(1-2)
DESIGNATED HITTER:		
15 Michael Lombardi	23	(13-10)
14 Nathan Rose	20	(13-7)
40 Tracy Mitchem	10	(5-5)
33 Brady Marget	3	(1-2)

Starting Lineup By Lineup Spot
(Team W-L record when starter)

LEADOFF:		
17 Colin Tuft	32	(17-15)
8 Connor Rasmussen	10	(7-3)
45 Brock Slaton	9	(6-3)
6 Marcus Cline	4	(2-2)
11 Teo Banks	1	(0-1)
2ND SPOT:		
11 Teo Banks	19	(13-6)
33 Brady Marget	19	(8-11)
8 Connor Rasmussen	7	(4-3)
15 Michael Lombardi	6	(4-2)
24 Jackson Linn	3	(3-0)
2 Gavin Schulz	1	(0-1)
17 Colin Tuft	1	(0-1)
3RD SPOT:		
33 Brady Marget	36	(24-12)
8 Connor Rasmussen	8	(4-4)
11 Teo Banks	5	(3-2)
15 Michael Lombardi	3	(0-3)
14 Nathan Rose	1	(0-1)
2 Gavin Schulz	1	(1-0)
24 Jackson Linn	1	(0-1)
17 Colin Tuft	1	(0-1)
CLEANUP:		
2 Gavin Schulz	26	(16-10)
14 Nathan Rose	10	(7-3)
8 Connor Rasmussen	9	(5-4)
24 Jackson Linn	4	(2-2)
9 Matthias Haas	3	(2-1)
17 Colin Tuft	2	(0-2)
33 Brady Marget	1	(0-1)
11 Teo Banks	1	(0-1)
5TH SPOT:		
15 Michael Lombardi	15	(12-3)
8 Connor Rasmussen	14	(7-7)
6 Marcus Cline	8	(3-5)
17 Colin Tuft	5	(4-1)
11 Teo Banks	5	(2-3)
2 Gavin Schulz	3	(0-3)
14 Nathan Rose	3	(2-1)
40 Tracy Mitchem	1	(1-0)
9 Matthias Haas	1	(0-1)
45 Brock Slaton	1	(1-0)
6TH SPOT:		
11 Teo Banks	12	(7-5)
9 Matthias Haas	8	(6-2)
17 Colin Tuft	6	(3-3)
6 Marcus Cline	6	(3-3)
24 Jackson Linn	6	(4-2)
14 Nathan Rose	4	(2-2)
45 Brock Slaton	3	(2-1)
8 Connor Rasmussen	3	(3-0)
40 Tracy Mitchem	3	(1-2)
15 Michael Lombardi	2	(0-2)
2 Gavin Schulz	2	(0-2)
23 Reed Kellum	1	(1-0)
7TH SPOT:		
24 Jackson Linn	13	(7-6)
17 Colin Tuft	7	(6-1)
6 Marcus Cline	7	(2-5)
40 Tracy Mitchem	7	(4-3)
2 Gavin Schulz	6	(4-2)
8 Connor Rasmussen	4	(1-3)
9 Matthias Haas	4	(4-0)
15 Michael Lombardi	2	(1-1)

STARTERS SUMMARY

[illegible]

2024 Tulane Baseball
Overall Statistics for Tulane Green Wave (as of May 22, 2024)
(All games Sorted by Batting avg)

Record: 32-24 Home: 19-13 Away: 12-11 Neutral: 1-0 AAC: 15-12

Player	avg	gp-gs	ab	r	h	2b	3b	hr	rbi	tb	slg%	bb	hp	so	gdp	ob%	sf	sh	sb-att	po	a	e	fld%
33 Brady Marget	.324	56-56	222	40	72	11	0	9	50	110	.495	39	4	35	3	.429	3	0	0-1	413	24	2	.995
8 Connor Rasmussen	.324	56-55	204	46	66	14	2	7	48	105	.515	36	8	28	1	.433	6	5	7-8	100	140	6	.976
2 Gavin Schulz	.303	56-56	211	44	64	12	1	10	44	108	.512	21	8	35	3	.380	5	1	6-8	45	65	9	.924
24 Jackson Linn	.301	51-38	166	34	50	12	3	13	39	107	.645	11	3	51	2	.352	2	0	6-7	74	0	1	.987
17 Colin Tuft	.275	56-55	200	63	55	11	2	9	36	97	.485	43	18	58	0	.443	1	1	12-13	434	41	8	.983
11 Teo Banks	.250	56-55	212	42	53	14	2	13	47	110	.519	20	19	58	2	.365	1	0	7-11	131	2	2	.985
6 Marcus Cline	.246	54-54	171	31	42	7	2	6	27	71	.415	32	9	37	2	.386	3	12	1-2	76	150	11	.954

3 Adam Ebling	.375	18-0	8	8	3	0	1	0	3	5	.625	2	0	2	0	.500	0	0	1-1	9	0	0	1.000
9 Matthias Haas	.329	36-20	76	17	25	3	0	5	22	43	.566	10	2	20	2	.407	3	0	2-2	42	4	1	.979
21 Ben Romano	.294	29-0	17	4	5	4	0	0	6	9	.529	3	0	9	0	.400	0	0	0-1	14	0	0	1.000
15 Michael Lombardi	.293	37-35	123	23	36	7	0	2	21	49	.398	16	8	20	2	.403	2	6	2-2	10	23	8	.805
1 James Agabedis III	.286	40-11	49	11	14	3	0	1	8	20	.408	3	1	11	0	.327	2	4	0-0	18	20	1	.974
45 Brock Slaton	.235	41-25	102	21	24	5	0	4	11	41	.402	13	3	42	2	.333	2	2	2-2	43	3	0	1.000
14 Nathan Rose	.222	29-20	72	11	16	6	0	2	8	28	.389	12	6	19	2	.378	0	0	0-0	0	0	0	.000
40 Tracy Mitchem	.164	30-18	55	3	9	0	0	0	10	9	.164	11	2	9	4	.319	1	0	0-0	8	0	0	1.000
23 Reed Kellum	.150	10-6	20	7	3	1	0	1	5	7	.350	5	2	6	0	.370	0	0	0-0	45	3	1	.980
39 Jake Saum	.000	2-0	0	1	0	0	0	0	0	0	.000	0	0	0	0	.000	0	0	0-0	1	2	0	1.000
36 Billy Price	.000	1-0	0	0	0	0	0	0	0	0	.000	0	0	0	0	.000	0	0	0-0	0	0	1	.000
Totals	.281	56	1908	406	537	110	13	82	385	919	.482	277	93	440	25	.393	31	31	46-58	1481	526	56	.973
Opponents	.276	56	1940	328	536	96	11	42	309	780	.402	223	85	473	33	.372	19	26	61-77	1454	483	52	.974

LOB - Team (481), Opp (485). DPs turned - Team (45), Opp (33). CI - Team (2), C. Tuft 2, Opp (1). IBB - Team (4), T. Banks 2, M. Cline 1, C. Rasmussen 1, Opp (5). Picked off - T. Banks 2, M. Cline 1, T. Mitchem 1, J. Linn 1.

(All games Sorted by Earned run avg)

Player	era	w-l	app	gs	cg	sho	sv	ip	h	r	er	bb	so	2b	3b	hr	b/avg	wp	hp	bk	sfa	sha
34 Chandler Welch	4.41	7-3	15	15	0	0/0	0	81.2	97	49	40	22	84	15	3	7	.296	3	12	1	1	4
38 Luc Fladda	5.29	3-3	15	13	0	0/0	0	68.0	82	46	40	18	53	17	1	4	.296	0	5	0	2	5

57 Jacob Moore	2.58	5-3	24	0	0	0/1	5	38.1	30	16	11	10	42	9	0	4	.216	4	5	0	4	2
36 Billy Price	3.00	2-2	18	4	0	0/0	0	42.0	34	19	14	15	23	3	1	5	.219	0	3	0	1	0
53 Henry Shuffler	3.40	4-0	27	0	0	0/2	2	42.1	32	16	16	19	43	2	1	4	.215	2	9	0	2	1
15 Michael Lombardi	3.41	4-3	15	5	0	0/1	1	37.0	24	14	14	29	49	4	1	3	.188	3	6	0	1	1
35 Carter Benbrook	4.75	2-1	22	1	0	0/0	0	36.0	40	21	19	13	43	7	1	1	.284	4	2	1	0	8
54 Blaise Wilcenski	5.82	2-0	20	5	0	0/0	0	43.1	61	31	28	15	41	13	1	5	.333	7	6	0	1	1
56 Will Clements	6.15	2-2	13	9	0	0/1	0	33.2	39	26	23	19	22	4	0	1	.285	8	10	0	1	2
48 Colin Reilly	7.71	0-0	4	0	0	0/0	0	2.1	6	2	2	4	1	1	0	0	.545	2	1	0	0	0
99 Trey Cehajic	7.82	0-2	18	0	0	0/2	4	25.1	37	26	22	11	14	9	2	4	.346	6	8	0	2	2
49 Logan Hurd	9.75	0-1	14	0	0	0/1	0	12.0	9	15	13	12	18	5	0	0	.191	4	8	1	0	0
16 Jonah Wachter	10.80	1-0	7	0	0	0/0	0	8.1	13	11	10	8	12	3	0	1	.333	3	2	0	1	0
28 Tayler Montiel	12.38	0-1	9	0	0	0/0	1	8.0	12	13	11	9	6	1	0	0	.343	2	3	0	2	0
39 Jake Saum	12.64	0-3	15	4	0	0/0	0	15.2	20	23	22	19	22	3	0	3	.313	3	5	0	1	0
Totals	5.19	32-24	56	56	0	2/2	13	494.0	536	328	285	223	473	96	11	42	.276	51	85	3	19	26
Opponents	6.85	24-32	56	56	1	3/2	9	484.2	537	406	369	277	440	110	13	82	.281	58	93	5	31	31

PB - Team (7), C. Tuft 6, R. Kellum 1, Opp (6). Pickoffs - Team (2), H. Shuffler 1, R. Kellum 1, Opp (5). SBA/ATT - C. Tuft (56-69), C. Welch (13-17), H. Shuffler (10-11), B. Wilcenski (6-9), W. Clements (6-8), M. Lombardi (8-8), R. Kellum (5-7), L. Fladda (5-6), B. Price (3-5), J. Moore (3-4), C. Benbrook (3-4), T. Cehajic (2-2), C. Reilly (1-2), J. Wachter (1-1).

2024 Tulane Baseball
Overall Statistics for Tulane Green Wave (as of May 22, 2024)
(All games Sorted by Fielding pct)

Player	c	po	a	e	fld%	dp	sba	csb	sba%	pb	ci
45 Brock Slaton	46	43	3	0	1.000	0	0	0	---	0	0
21 Ben Romano	14	14	0	0	1.000	0	0	0	---	0	0
56 Will Clements	13	3	10	0	1.000	2	6	2	.750	0	0
34 Chandler Welch	10	4	6	0	1.000	1	13	4	.765	0	0
3 Adam Ebling	9	9	0	0	1.000	1	0	0	---	0	0
40 Tracy Mitchem	8	8	0	0	1.000	0	0	0	---	0	0
53 Henry Shuffler	6	1	5	0	1.000	0	10	1	.909	0	0
39 Jake Saum	3	1	2	0	1.000	0	0	0	---	0	0
57 Jacob Moore	3	0	3	0	1.000	0	3	1	.750	0	0
49 Logan Hurd	2	1	1	0	1.000	0	0	0	---	0	0
48 Colin Reilly	1	1	0	0	1.000	0	1	1	.500	0	0
16 Jonah Wachter	1	1	0	0	1.000	0	1	0	1.000	0	0
28 Tayler Montiel	1	1	0	0	1.000	0	0	0	---	0	0
33 Brady Marget	439	413	24	2	.995	37	0	0	---	0	0
24 Jackson Linn	75	74	0	1	.987	0	0	0	---	0	0
11 Teo Banks	135	131	2	2	.985	0	0	0	---	0	0
17 Colin Tuft	483	434	41	8	.983	4	56	13	.812	6	2
23 Reed Kellum	49	45	3	1	.980	0	5	2	.714	1	0
9 Matthias Haas	47	42	4	1	.979	0	0	0	---	0	0
8 Connor Rasmussen	246	100	140	6	.976	29	0	0	---	0	0
1 James Agabedis III	39	18	20	1	.974	5	0	0	---	0	0
6 Marcus Cline	237	76	150	11	.954	30	0	0	---	0	0
2 Gavin Schulz	119	45	65	9	.924	4	0	0	---	0	0
38 Luc Fladda	11	2	8	1	.909	0	5	1	.833	0	0
54 Blaise Wilcenski	9	1	7	1	.889	1	6	3	.667	0	0
99 Trey Cehajic	6	2	3	1	.833	1	2	0	1.000	0	0
15 Michael Lombardi	41	10	23	8	.805	1	8	0	1.000	0	0
35 Carter Benbrook	9	1	6	2	.778	0	3	1	.750	0	0
36 Billy Price	1	0	0	1	.000	0	3	2	.600	0	0
14 Nathan Rose	0	0	0	0	.000	0	0	0	---	0	0
Totals	2063	1481	526	56	.973	45	61	16	.792	7	2
Opponents	1989	1454	483	52	.974	33	46	12	.793	6	1

Hitting minimums - 2.5 AB/Game
Pitching minimums - 1 Games 1.0 IP/Game

2024 Tulane Baseball
Conference statistics for Tulane Green Wave (as of May 17, 2024)
(AAC games only Sorted by Batting avg)

Record: 15-12 Home: 6-6 Away: 9-6 AAC: 15-12

Player	avg	gp-gs	ab	r	h	2b	3b	hr	rbi	tb	slg%	bb	hp	so	gdp	ob%	sf	sh	sb-att	po	a	e	fld%
8 Connor Rasmussen	.365	27-26	104	22	38	5	1	4	25	57	.548	15	3	10	1	.455	1	4	3-3	44	71	6	.950
2 Gavin Schulz	.339	27-27	109	29	37	9	1	5	25	63	.578	11	4	17	3	.413	2	0	3-5	27	29	4	.933
33 Brady Marget	.313	27-27	112	22	35	8	0	4	22	55	.491	18	2	17	1	.414	1	0	0-0	222	15	0	1.000
11 Teo Banks	.310	27-27	100	19	31	8	1	7	25	62	.620	10	12	29	1	.431	1	0	5-9	64	2	2	.971
17 Colin Tuft	.277	27-27	101	35	28	6	0	6	20	52	.515	24	10	28	0	.459	0	0	9-9	216	22	2	.992
15 Michael Lombardi	.274	23-22	84	13	23	2	0	2	13	31	.369	11	3	13	2	.370	2	2	1-1	3	7	0	1.000
6 Marcus Cline	.236	27-27	89	16	21	3	1	2	12	32	.360	18	7	22	1	.400	1	6	1-2	37	78	4	.966
24 Jackson Linn	.235	25-18	81	15	19	6	1	5	14	42	.519	7	3	29	0	.319	0	0	3-4	37	0	0	1.000

23 Reed Kellum	1.000	2-0	1	1	1	0	0	1	3	4	4.000	1	0	0	0	1.000	0	0	0-0	0	0	0	.000
21 Ben Romano	.333	14-0	9	3	3	2	0	0	5	5	.556	3	0	5	0	.500	0	0	0-1	9	0	0	1.000
9 Matthias Haas	.255	20-13	47	7	12	1	0	2	11	19	.404	4	1	16	2	.315	2	0	1-1	17	1	1	.947
3 Adam Ebling	.250	9-0	4	3	1	0	0	0	1	1	.250	0	0	1	0	.250	0	0	0-0	6	0	0	1.000
1 James Agabedis III	.206	20-8	34	6	7	1	0	1	4	11	.324	0	0	8	0	.200	1	3	0-0	8	11	1	.950
45 Brock Slaton	.167	16-5	24	5	4	1	0	1	2	8	.333	3	0	10	1	.259	0	1	0-0	13	1	0	1.000
14 Nathan Rose	.167	6-3	12	0	2	1	0	0	2	3	.250	2	0	3	0	.286	0	0	0-0	0	0	0	.000
40 Tracy Mitchem	.135	19-13	37	2	5	0	0	0	7	5	.135	7	1	7	2	.283	1	0	0-0	7	0	0	1.000
36 Billy Price	.000	1-0	0	0	0	0	0	0	0	0	.000	0	0	0	0	.000	0	0	0-0	0	0	1	.000
39 Jake Saum	.000	2-0	0	1	0	0	0	0	0	0	.000	0	0	0	0	.000	0	0	0-0	0	0	0	.000
Totals	.282	27	948	199	267	53	5	40	191	450	.475	134	46	215	14	.392	12	16	26-35	720	263	23	.977
Opponents	.289	27	954	167	276	46	5	26	161	410	.430	97	39	217	18	.375	8	8	31-38	721	267	23	.977

LOB - Team (236), Opp (220). DPs turned - Team (29), Opp (18). CI - Team (1), C. Tuft 1. IBB - Team (4), T. Banks 2, M. Cline 1, C. Rasmussen 1, Opp (2). Picked off - T. Banks 2, M. Cline 1, J. Linn 1.

(AAC games only Sorted by Earned run avg)

Player	era	w-l	app	gs	cg	sho	sv	ip	h	r	er	bb	so	2b	3b	hr	b/avg	wp	hp	bk	sfa	sha
34 Chandler Welch	5.77	4-3	9	9	0	0/0	0	48.1	64	35	31	15	47	9	2	6	.320	3	5	1	1	2
38 Luc Fladda	6.11	3-3	9	9	0	0/0	0	45.2	57	34	31	13	34	13	1	3	.303	0	5	0	1	3

49 Logan Hurd	0.00	0-0	2	0	0	0/0	0	3.1	1	1	0	0	5	0	0	0	.083	0	3	0	0	0
48 Colin Reilly	0.00	0-0	1	0	0	0/0	0	1.0	1	0	0	1	0	0	0	0	.250	1	0	0	0	0
16 Jonah Wachter	0.00	0-0	1	0	0	0/0	0	0.1	0	0	0	0	0	0	0	0	.000	0	0	0	0	0
35 Carter Benbrook	1.96	0-1	10	0	0	0/0	0	18.1	18	4	4	4	21	3	0	1	.250	2	1	1	0	1
15 Michael Lombardi	3.00	2-1	6	1	0	0/0	1	15.0	8	5	5	12	20	1	0	1	.160	1	2	0	0	0
57 Jacob Moore	3.91	4-2	13	0	0	0/0	1	23.0	20	12	10	7	24	6	0	3	.235	3	5	0	2	1
53 Henry Shuffler	4.94	1-0	14	0	0	0/0	1	23.2	23	13	13	13	24	1	0	4	.267	1	4	0	1	1
36 Billy Price	5.11	0-1	6	1	0	0/0	0	12.1	14	8	7	2	10	2	0	2	.280	0	0	0	0	0
56 Will Clements	5.40	1-1	3	2	0	0/0	0	8.1	9	6	5	5	5	1	0	0	.257	0	2	0	0	0
54 Blaise Wilcenski	7.01	0-0	10	5	0	0/0	0	25.2	36	23	20	11	22	9	0	3	.336	3	5	0	1	0
39 Jake Saum	9.00	0-0	5	0	0	0/0	0	2.0	1	2	2	3	1	0	0	0	.167	0	1	0	0	0
99 Trey Cehajic	12.60	0-0	7	0	0	0/0	0	10.0	16	15	14	7	3	1	2	3	.400	3	3	0	2	0
28 Tayler Montiel	24.00	0-0	5	0	0	0/0	0	3.0	8	9	8	4	1	0	0	0	.444	1	3	0	0	0
Totals	5.62	15-12	27	27	0	0/0	3	240.0	276	167	150	97	217	46	5	26	.289	18	39	2	8	8
Opponents	6.67	12-15	27	27	1	2/1	4	240.1	267	199	178	134	215	53	5	40	.282	27	46	1	12	16

PB - Team (3), C. Tuft 3, Opp (3). Pickoffs - Team (1), H. Shuffler 1, Opp (4). SBA/ATT - C. Tuft (31-37), C. Welch (7-9), B. Wilcenski (4-6), H. Shuffler (6-6), L. Fladda (4-5), W. Clements (3-3), J. Moore (2-2), M. Lombardi (2-2), C. Benbrook (1-2), B. Price (1-2), T. Cehajic (1-1).

2024 Tulane Baseball
Conference statistics for Tulane Green Wave (as of May 17, 2024)
(AAC games only Sorted by Fielding pct)

Player	c	po	a	e	fld%	dp	sba	csb	sba%	pb	ci
33 Brady Marget	237	222	15	0	1.000	22	0	0	---	0	0
24 Jackson Linn	37	37	0	0	1.000	0	0	0	---	0	0
45 Brock Slaton	14	13	1	0	1.000	0	0	0	---	0	0
15 Michael Lombardi	10	3	7	0	1.000	0	2	0	1.000	0	0
21 Ben Romano	9	9	0	0	1.000	0	0	0	---	0	0
34 Chandler Welch	7	3	4	0	1.000	1	7	2	.778	0	0
40 Tracy Mitchem	7	7	0	0	1.000	0	0	0	---	0	0
56 Will Clements	6	3	3	0	1.000	1	3	0	1.000	0	0
3 Adam Ebling	6	6	0	0	1.000	1	0	0	---	0	0
53 Henry Shuffler	5	0	5	0	1.000	0	6	0	1.000	0	0
57 Jacob Moore	3	0	3	0	1.000	0	2	0	1.000	0	0
35 Carter Benbrook	2	0	2	0	1.000	0	1	1	.500	0	0
99 Trey Cehajic	2	1	1	0	1.000	1	1	0	1.000	0	0
48 Colin Reilly	1	1	0	0	1.000	0	0	0	---	0	0
49 Logan Hurd	1	0	1	0	1.000	0	0	0	---	0	0
17 Colin Tuft	240	216	22	2	.992	3	31	6	.838	3	1
11 Teo Banks	68	64	2	2	.971	0	0	0	---	0	0
6 Marcus Cline	119	37	78	4	.966	19	0	0	---	0	0
8 Connor Rasmussen	121	44	71	6	.950	16	0	0	---	0	0
1 James Agabedis III	20	8	11	1	.950	3	0	0	---	0	0
9 Matthias Haas	19	17	1	1	.947	0	0	0	---	0	0
2 Gavin Schulz	60	27	29	4	.933	3	0	0	---	0	0
54 Blaise Wilcenski	6	1	4	1	.833	1	4	2	.667	0	0
38 Luc Fladda	5	1	3	1	.800	0	4	1	.800	0	0
36 Billy Price	1	0	0	1	.000	0	1	1	.500	0	0
23 Reed Kellum	0	0	0	0	.000	0	0	0	---	0	0
28 Tayler Montiel	0	0	0	0	.000	0	0	0	---	0	0
16 Jonah Wachter	0	0	0	0	.000	0	0	0	---	0	0
14 Nathan Rose	0	0	0	0	.000	0	0	0	---	0	0
39 Jake Saum	0	0	0	0	.000	0	0	0	---	0	0
Totals	1006	720	263	23	.977	29	31	7	.816	3	1
Opponents	1011	721	267	23	.977	18	26	9	.743	3	0

Hitting minimums - 2.5 AB/Game
Pitching minimums - 1 Games 1.0 IP/Game