


TULANE BASEBALL

131 MLB DRAFT PICKS | 57 ALL-AMERICA SELECTIONS | 22 NCAA REGIONALS | THREE SUPER REGIONALS | TWO COLLEGE WORLD SERIES | 16 CONFERENCE TITLES


GAMES 42-44

TULANE GREEN WAVE (22-19, 7-8) at WICHITA STATE (21-21, 7-8)

APRIL 26-28, 2024 | 6/2/1 PM CT | WICHITA, KS | ECK STADIUM



TULANE GREEN WAVE
Head Coach: Jay Uhlman
Overall: 105-87 (includes JUCO record)
Record at Tulane: 44-65 (second year)



WICHITA STATE SHOCKERS
Head Coach: Brian Green
Overall: 270-222-1
Record at WSU: 21-21

Last Time Out

Southern Miss scored nine of its 11 runs in the fifth, sixth, seventh and eighth innings Tuesday as it captured an 11-6 victory over host Tulane on Greer Field at Turchin Stadium.

The Golden Eagles improved to 26-15 overall, while the Green Wave fell to 22-19.

USM second baseman Nick Monistere went 4-for-6 with a double and four RBI. Left fielder Davis Gillespie, who scored three times, also doubled. Third baseman Gabe Broadus posted a 3-for-4 effort.

Tulane ripped six doubles, including two by third baseman James Agabedis III, who went 4-for-4. Designated hitter Brady Marget went 2-for-5 with three RBI and

first baseman Michael Lombardi recorded two hits as well.

The two teams combined to use 12 pitchers in the contest with USM's Cole Boswell (1-0) picking up the victory. He went an inning and two-thirds and just allowed two hits.

Tulane reliever Logan Hurd (0-1) did not record an out in a losing effort. He allowed a run on a hit with two walks.

The Green Wave did post 12 strikeouts to just three by USM. The Golden Eagles also stranded 17 baserunners compared to just eight by Tulane.

Tulane issued 11 walks, nine more than Southern Miss.

2024 TULANE SCHEDULE

22-18 OVERALL, 7-8 THE AMERICAN

DATE	OPPONENT	TIME/RESULT	TV
FEB. 16	NORTHWESTERN	L, 0-9	ESPN+
FEB. 17	NORTHWESTERN	W, 6-2	ESPN+
FEB. 18	NORTHWESTERN	W, 12-9	ESPN+
FEB. 20	NICHOLLS	W, 3-2	ESPN+
FEB. 23	UC IRVINE	L, 4-5	ESPN+
FEB. 24	UC IRVINE	L, 4-11	ESPN+
FEB. 25	UC IRVINE	L, 7-10	ESPN+
FEB. 27	UNO	W, 6-3	ESPN+
MARCH 1	YALE	W, 11-1 (8)	ESPN+
MARCH 2	YALE	W, 11-4	ESPN+
MARCH 3	YALE	W, 4-0	ESPN+
March 5	at Nicholls	W, 14-12	ESPN+
MARCH 6	GRAMBLING	W, 9-4	ESPN+
March 8	at ULL	W, 11-8	ESPN+
March 9	at ULL	L, 4-5 (10)	ESPN+
March 10	at ULL	L, 3-4	ESPN+
March 12	at Southeastern Louisiana	L, 7-8	ESPN+
MARCH 15	PEPPERDINE	W, 3-2	ESPN+
MARCH 16	PEPPERDINE (DH-1)	W, 7-3	ESPN+
MARCH 16	PEPPERDINE (DH-2)	L, 4-6	ESPN+
MARCH 18	SAINT LOUIS	W, 2-0	ESPN+
March 22	at Rice*	W, 14-7 (11)	ESPN+
March 23	at Rice*	W, 10-1	ESPN+
March 24	at Rice*	L, 2-4	ESPN+
March 26	at Southern Miss	L, 4-9	ESPN+
MARCH 28	UTSA*	L, 3-6	ESPN+
MARCH 29	UTSA*	L, 7-11	ESPN+
MARCH 30	UTSA*	L, 6-12	ESPN+
APRIL 2	TEXAS SOUTHERN	W, 19-1 (7)	ESPN+
April 5	at UAB*	L, 2-6	ESPN+
April 6	at UAB*	W, 14-13	ESPN+
April 7	at UAB*	L, 6-7	ESPN+
April 9	at UNO	W, 7-4	ESPN+
APRIL 12	SOUTH FLORIDA*	W, 11-3	ESPN+
APRIL 13	SOUTH FLORIDA*	W, 14-4 (8)	ESPN+
APRIL 14	SOUTH FLORIDA*	L, 8-9 (10)	ESPN+
APRIL 17	SOUTH ALABAMA	L, 7-14	ESPN+
April 19	at FAU*	L, 0-5	ESPN+
April 20	at FAU*	W, 8-3	ESPN+
April 21	at FAU*	W, 9-5	ESPN+
APRIL 23	SOUTHERN MISS	L, 6-11	ESPN+
April 26	at Wichita State*	6 P.M.	ESPN+
April 27	at Wichita State*	2 P.M.	ESPN+
April 28	at Wichita State*	1 P.M.	ESPN+
APRIL 30	SOUTHEASTERN LOUISIANA	6:30 P.M.	ESPN+
MAY 3	MEMPHIS*	6:30 P.M.	ESPN+
MAY 4	MEMPHIS*	6:30 P.M.	ESPN+
MAY 5	MEMPHIS*	1 P.M.	ESPN+
May 7	at UNO	6:30 P.M.	ESPN+
MAY 10	ECU*	6:30 P.M.	ESPN+
MAY 11	ECU*	6:30 P.M.	ESPN+
MAY 12	ECU*	1 P.M.	ESPN+
May 16	at Charlotte*	5 P.M.	TBA
May 17	at Charlotte*	5 P.M.	TBA
May 18	at Charlotte*	1 P.M.	TBA
MAY 21-26	AAC TOURNAMENT^	TBA	TBA

* - Denotes American Athletic Conference game

^ - American Athletic Championship (Clearwater, Fla. - BayCare Ballpark)

Home games in **BOLD**, and played at Greer Field at Turchin Stadium
All times central time zone and subject to change.

TV: ESPN+

RADIO: 88.3 FM WRBH/Tulane Athletics & Varsity Network apps
Play-by-Play: Corey Gloor

BASEBALL SID:

Jason Corriher, Asst. AD for Strategic Communications
Email: jcorriher@tulane.edu
Cell: 740-331-1497

14-6

The Green Wave is 14-6 this season when it scores the first run of the game.




24-54

The Green Wave's pitching staff has allowed a league-low 24 home runs.

Offensively, Tulane is also second in the conference in long balls with 54.

15-1

Tulane is 15-1 when leading after five innings this season.

 / GREEN WAVE BASEBALL  @GREENWAVEBSB  TULANEBASEBALL

+++++ 1



2024 QUICK FACTS

University

Location	New Orleans, La.
Founded	1834
Enrollment	13,581
President	Mr. Michael A. Fitts Harvard (1975)
Athletics Director	David Harris Ole Miss (1993)

Strategic Communications

Asst. AD for Strategic Communications/Baseball Contact	Jason Corriher
Cell Phone	(740-331-1497)
E-mail	jcorriher@tulane.edu
Mailing Address	James W. Wilson Jr. Center New Orleans, LA 70118
Website	www.TulaneGreenWave.com

Coaching Staff

Head Coach	Jay Uhlman (Nevada, 1997)
Overall Record	105-87 (Includes JUCO record)
Record at Tulane (Yrs.)	44-65 (Second Season)
Assistant Coaches	Anthony Izzio (South Alabama, 2013) Justin Bridgman (Nevada, 2017) Thomas Brittle (Clemson, 2013)
General Manager, Baseball Operations/Player Development	Curtis Akey (LSU, 2007)
Baseball Office	(504) 862-8216

Team Information

Facility	Greer Field at Turchin Stadium (5,000)
Built	1991 (Renovated: 2008)
First Game	March 11, 1991 (Tulane 11, Notre Dame 4)
Dimensions	Lines: 325, Alleys: 370, Center: 400

2023 Recap

2023 Record (American Athletic Conference)	19-42 (8-16, 7th)
2023 American Athletic Conference Tournament Champions	
2023 Baton Rouge Regional Participants	

History Recap

NCAA Regional Appearances	22
1979, 1982, 1983, 1986, 1987, 1988, 1992, 1994, 1996, 1998, 1999, 2000, 2001, 2002, 2003, 2004, 2005, 2006, 2008, 2015, 2016, 2023	
NCAA Super Regional Appearances	3
2001, 2004, 2005	
College World Series Appearances	2
2001, 2005	
Overall Postseason Record	38-46 (.452)
Last Postseason Results	Baton Rouge Regional (2023) L, 7-2 vs. LSU L, 10-2 vs. Sam Houston

Green Wave second baseman Connor Rasmussen, who went 1-for-5 Tuesday, has reached base in 17 consecutive games.

Wave is Offensive in 2024

The Green Wave leads the AAC in doubles (88), total bases (662), slugging percentage (.475) and is second in triples (10), RBI (271) and home runs (54).

Pinch Prowess

Tulane's pinch hitters this season have enjoyed considerable success, hitting .289 (11-38) compared to the opposition's .216 (8-37) average. Tracy Mitchem has a team-high three hits in eight at-bats.

Good Early Starts Paying Off

The Green Wave is 14-6 this season when it scores first and 15-1 when leading after five innings.

Rasmussen up to 17

Tulane second baseman Connor Rasmussen has reached base safely in 17 consecutive games.

Marget Earns Honor Roll Acclaim from American Athletic Conference

Tulane first baseman Brady Marget was named to the American Athletic Conference's weekly honor roll Monday after a fine week at the plate for the Green Wave.

Marget hit .412 (7-for-17) in a 3-1 week for the Green Wave with two runs scored, five RBI, two doubles and two walks. He also posted a slugging percentage of .529 and an on-base percentage of .476 for an OPS of 1.005. The Milwaukee, Wisconsin native helped the team in a series victory over South Florida following a 7-4 win at UNO.

For the season, he has 31 total bases in conference play, tying him for the league's second-highest total.

Welch Named AAC Pitcher of the Week

Tulane junior pitcher Chandler Welch was named American Athletic Conference Pitcher of the Week on Monday following a spectacular showing by the Slidell native on Saturday.

Welch was dominant in the 6-2 win over Northwestern as he registered a career-high 10 strikeouts to lift the Green Wave to its first victory of the season. He allowed just one hit and a hit batter in the five-inning, 78-pitch effort.

Also earning recognition was second baseman Connor Rasmussen for the AAC Honor Roll. The Fort Mill, S.C. native hit .444 this week (4-for-9) with three runs scored and seven RBI. He also posted an on-base percentage of .571 and a slugging percentage of .889 with eight assists and no errors. Unquestionably, his biggest moment of the weekend came in

Sunday's rubber match with the Wildcats when he blasted a grand slam over the wall in right center to clinch the series victory.

Green Wave Opens 2024 Campaign Against Northwestern

Tulane Baseball, fresh off its 2023 American Athletic Conference championship, will kick off its 2024 season at home with a three-game weekend series against Northwestern on the newly-refurbished Greer Field at Turchin Stadium.

The two teams will square off Friday at 6:30, followed by games at 2 and 1 p.m. on Saturday and Sunday, respectively. The games will all be streamed on ESPN+ with a trio of individuals handling the Tulane Sports Network from Learfield radio call on 88.3 FM WRBH. Voice of the Green Wave Corey Gloor will call the action on Friday, while Paul Boron will handle Saturday before handing it off to Tulane Athletics Hall of Famer Todd Graffagnini on Sunday. Airtime for all three games is 15 minutes before first pitch.

On Friday, there will be a team poster and schedule can giveaway to the first 500 fans.

Sunday will be Riptide's Kids Club Day. Kids Club members will receive free admission and there will be a giveaway of collectible Tulane Baseball cards. A postgame autograph session with Michael Lombardi, Wes Burton, Chris Diaz, Tracy Mitchem, Jacob Moore and head coach Jay Uhlman will also be held on the concourse behind home plate.

The Green Wave, which boasts the Preseason AAC Player of the Year in outfielder Teo Banks, will start UCLA transfer Jake Saum on Friday. The 5-11 lefthander went 7-2 during his time with the Bruins, sporting an earned run average of 4.31 with 74 strikeouts and 37 walks in 64 and two-thirds innings. He yielded a .243 batting average against.

The Wildcats will counter with a lefty of their own in Nolan Moor on Friday. The Colebrook, Connecticut native went 2-1 last season with a 12.81 ERA in 19 and two-thirds innings. He posted 19 strikeouts and nine free passes in 2023.

Tulane will start righty Chandler Welch on Saturday. The junior from Slidell, LA went 4-5 last season, whiffing 62 batters against 17 walks in 58 innings.

Northwestern will send Matt McClure to the hill for its second game. The Rancho Santa Margarita, California native is coming off a 2023 season that saw him go 1-6 with a 6.71 ERA in 59 innings. He also struck out 38 and walked 25.

On Sunday, the Green Wave will start 6-5



junior Will Clements. Clements hails from The Woodlands, Texas and led McLennan Junior College to the JUCO World Series a year ago, boasting an ERA of 3.50 to go with his 8-2 record in 81 and two-thirds innings. He also fanned 68 batters.

Northwestern's Sunday starter has not yet been named.

The Wildcats went 10-40 overall last season and 4-20 in the Big Ten. New head coach Ben Greenspan was hired on August 18, 2023 after serving as Associate Head Coach and Recruiting Coordinator for Michigan in 2023.

Banks, Price, Schulz Named Captains for 2024 Campaign

Tulane outfielder Teo Banks, pitcher Billy Price and infielder/outfielder Gavin Schulz have been selected as team captains by their teammates, the baseball program announced on Monday.

Banks enters this season having been named the American Athletic Conference's Preseason Player of the Year by the league's head coaches and Perfect Game.

The Odessa, Texas native hit .301 last season with 18 home runs, 46 runs scored and 51 RBI to help lead the Green Wave on a charge through the AAC Tournament, where he was named the week's Most Outstanding Player. Tulane captured the title with a surge from the bracket's No. 7 seed and earned a berth in the NCAA Tournament's Baton Rouge Regional. He also garnered second-team all-conference honors during the regular season.

Banks also led the Green Wave in slugging percentage (.607) and total bases (133) en route to adding second-team all-Louisiana Sports Writers Association (LSWA) honors over the summer.

Price made 23 appearances last season for the Green Wave and hurled 39 innings with 35 strikeouts. He also yielded a .260 batting average against, while earned AAC All-Academic honors.

Schulz played 59 games last year with 58 starts in 2023. He also claimed All-AAC Tourney honors, hitting .242 with 31 runs scored, six doubles, five home runs and 27 RBI for the season. He was also second on the roster with nine stolen bases and 35 walks.

Banks Adds to List of Preseason Honors

Tulane outfielder Teo Banks has earned another Preseason American Athletic Conference Player of the Year honor, this time from Perfect Game. The recognition comes on the heels of being given the official honor by the AAC head coaches at the end of December.

The Odessa, Texas native hit .301 last season with 18 home runs, 46 runs scored and 51 RBI to help lead the Green Wave on a charge through the American Athletic Conference Tournament, where he was named the week's Most Outstanding Player. Tulane captured the title with a surge from the bracket's No. 7 seed and earned a berth in the NCAA Tournament's Baton Rouge Regional. He also garnered second-team all-conference honors during the regular season.

Banks also led the Green Wave in slugging percentage (.607) and total bases (133) en route to adding second-team all-Louisiana Sports Writers Association (LSWA) honors over the summer.

Baseball and Marucci Join Forces in a Powerful Partnership

Tulane Baseball announced a partnership with Marucci Sports on Monday.

The agreement will provide the program with cutting-edge equipment, personalized support, and access to Marucci's expertise in player development. Marucci will work closely with the coaching staff and players to ensure they have the tools they need to excel on the field and represent Tulane with pride.

Marucci will elevate the talented team with industry-leading products, like personalized fielding gloves, and the CATX line of baseball bats. Developed with years of analytics and testing, the CATX has proven itself as one of the best bats in college athletics and been a part of many defining moments.

While #MarucciFamily is a common reference made amongst the elite group of baseball and fastpitch organizations and universities who have chosen to partner with the equipment powerhouse, the family roots run deep in the connection to the Green Wave. "This is a great day for Tulane Baseball and we are proud to say 'we are Marucci,'" said Jay Uhlman, the Olive and Blue's head coach. His excitement is echoed by the CEO and Co-Founder of Marucci Sports, Kurt Ainsworth, who not only believes in the program but has a personal connection with Tulane. His son Alex is a proud student-athlete at Tulane, exemplifying respect and trust in the university and the baseball program.

"We are honored to support Tulane Baseball and contribute to the growth of collegiate athletics in Louisiana. This partnership is a reflection of our belief in the program's potential and the talented athletes it produces," stated Kurt Ainsworth. "Having my son attend Tulane is a source of immense pride for our family, and we are excited about the opportunities this partnership will bring to both of our organizations."

When asked about the decision to partner with Marucci, Uhlman first recognized the company's commitment to personalized service. "We are grateful for the opportunity to join forces with a group of people who value relationships first. Their level of care for the programs they serve are unequalled in our business."

Uhlman continued, "Marucci values our players and makes them feel like valued partners. All of this comes before we have even discussed the quality of the tools for development they provide."



LIFE IN THE AMERICAN

2024 AAC PRESEASON POLL

1. East Carolina (9) 81
2. Charlotte 67
3. UTSA 64
4. Florida Atlantic 54
5. South Florida (1) 47
6. Memphis 35
7. Wichita State 34
8. Rice 29
9. Tulane 25
10. UAB 14

First place votes in parentheses

2024 AAC STANDINGS

Team	Overall W-L PCT.	Conference W-L PCT.
ECU	32-8 .800	11-4 .733
UTSA	24-16 .600	11-4 .733
Charlotte	19-22 .463	8-7 .533
Tulane	22-19 .537	7-8 .467
Florida Atlantic	20-18 .526	7-8 .467
South Florida	21-19 .525	7-8 .467
Wichita State	21-21 .500	7-8 .467
Memphis	18-23 .439	6-9 .400
Rice	15-25 .375	6-9 .400
UAB	18-21 .462	5-10 .333

2024 AAC Honors

Chandler Welch (2/19, Pitcher of the Week)
 Connor Rasmussen (2/19, Honor Roll)
 Gavin Schulz (3/4, Honor Roll)
 Gavin Schulz (3/25, Honor Roll)
 Chandler Welch (3/25, Honor Roll)
 Brady Marget (4/15, Honor Roll)
 Teo Banks (4/22, Honor Roll)

Preseason Player of the Year

Teo Banks, Tulane

Preseason Pitcher of the Year

Trey Yesavage, Jr., East Carolina

Preseason All-Conference Team

P – Trey Yesavage, Jr., East Carolina*
 P – Parker Smith, Jr., Rice
 P – Jack Cebert, Jr., South Florida
 P – Cameron Hansen, Sr., Charlotte
 P – Zach Root, So., East Carolina
 P – Caden Favors, Sr., Wichita State
 RP – Danny Beal, Sr., East Carolina
 C – Justin Wilcoxon, Sr., East Carolina
 1B – Carter Cunningham, Sr., East Carolina
 2B – Bobby Boser, Jr., South Florida
 SS – Eric Snow, So., South Florida
 3B – Matt King, Jr., UTSA

OF – Teo Banks, Jr., Tulane

OF – Jacob Jenkins-Cowart, Jr., East Carolina
 OF – Drew Brutcher, Sr., South Florida
 DH – Ben Rozenblum, R-Sr., South Florida

* denotes unanimous selection

TULANE'S RECORD WHEN...

	2024
Home	14-11
Away	8-8
Neutral sites	0-0
Day	11-10
Night	11-9
vs. Left-Handed Starters	7-3
vs. Right-Handed Starters	15-16
Non-Conference Games	15-11
Conference Games	7-8
Midweek Games	7-4
vs. Louisiana Opponents	6-3
vs. Ranked Opponents	0-0
vs. SEC	0-0
vs. Sun Belt	1-5
vs. Southland	4-1
vs. Conference USA	0-0
vs. SWAC	2-0
Game 1 of Weekend Series	5-5
Game 2 of Weekend Series	7-3
Game 3 of Weekend Series	3-7
Monday	1-0
Tuesday	5-3
Wednesday	1-1
Thursday	0-1
Friday	5-5
Saturday	7-4
Sunday	3-5
February	4-4
March	11-9
April	7-5
May	0-0
1-Run Games	3-6
2-Run Games	2-2
5+ Run Games	9-7
Extra Inning Games	1-2
Shutouts	2-2
Longest Winning Streak	7 (Feb. 27-Mar. 8)
Longest Losing Streak	5 (March 24-30)
Come-From-Behind Wins	14
Longest Game	5:10 (3/15 vs. Pepperdine)
Shortest Game	2:25 (3/18 vs. Saint Louis)

AT GREER FIELD AT TURCHIN STADIUM

Opened: March 11, 1991

Rededicated: February 22, 2008
(Tulane 6, UIC 0)

First Game: March 11, 1991

(Tulane 11, Notre Dame 4)

Capacity: 5,000

Surface: AstroTurf Diamond Series

Record: 736-329-3 (32 Seasons)

YEAR-BY-YEAR

Year	W	L	T	PCT
1991	27	8	0	.771
1992	32	9	0	.780
1993	14	12	0	.538
1994	27	6	0	.818
1995	24	14	0	.632
1996	24	8	0	.750
1997	29	13	0	.690
1998	24	4	0	.857
1999	26	3	0	.897
2000	22	8	1	.733
2001	41	7	0	.854
2002	21	11	0	.656
2003	33	3	0	.917
2004	26	3	0	.897
2005	33	4	0	.892
2008	26	15	1	.631
2009	24	13	0	.649
2010	26	14	0	.650
2011	22	15	0	.595
2012	27	10	0	.730
2013	16	16	0	.500
2014	18	13	0	.580
2015	19	11	0	.633
2016	23	8	0	.742
2017	18	17	0	.514
2018	19	15	0	.559
2019	22	14	0	.611
2020	11	1	0	.917
2021	20	11	0	.645
2022	20	12	1	.621
2023	8	20	0	.286
2024	14	11	0	.560
Total	736	329	3	.690



2023-24 TULANE GREEN WAVE BASEBALL

2024 ROSTER

No.	Name	Ht.	Wt.	Pos.	B/T	Yr.	Exp.	Hometown/Last School
1	James Agabedis III	5-10	199	INF	L/R	So.	1L	Sudbury, Ma./Lawrence Academy
2	Gavin Schulz	5-9	185	INF/OF	R/R	Jr.	2L	Meraux, La./Holy Cross HS
3	Adam Ebling	6-2	201	OF/INF	R/R	RS So.	1L	St. Louis, Mo./Westminster Christian Academy
4	Mason Oñate	6-0	187	INF	L/R	Fr.	HS	Powell, Ohio/Olentangy Liberty HS
6	Marcus Cline	5-11	175	INF	L/R	Gr.	TR	Fall Creek, Wisc./UW-Milwaukee
8	Connor Rasmussen	5-11	195	INF	L/R	So.	TR	Fort Mill, S.C./East Carolina
9	Matthias Haas	6-1	200	INF/OF	R/R	Gr.	TR	Oakland, Calif./Cal Poly
11	Teo Banks	6-2	209	OF	R/R	Jr.	2L	Odessa, Texas/Odessa Permian HS
14	Nathan Rose	6-1	178	INF	R/R	Gr.	TR	Shaker Heights, Ohio/Bowling Green
15	Michael Lombardi	6-3	201	RHP/INF	R/R	So.	1L	Pound Ridge, N.Y./Fox Lane HS
16	Jonah Wachter	6-2	204	RHP	R/R	Jr.	2L	Concord, N.H./Concord HS
17	Colin Tuft	6-3	206	C	R/R	Jr.	TR	Vienna, Va./Virginia
21	Ben Romano	6-2	212	OF	R/R	RS Fr.	RS	Chester, N.J./The Hun School
22	William Good	6-2	199	C/INF	R/R	Fr.	HS	Metairie, La./Jesuit HS
23	Reed Kellum	6-3	219	C	R/R	RS Sr.	TR-1L	Jackson, Miss./Hinds CC
24	Jackson Linn	6-3	212	OF	R/R	Jr.	2L	Cambridge, Ma./Cambridge Rindge and Latin HS
26	Chris Diaz	6-0	211	OF	L/L	Fr.	HS	Pomona, N.Y./Millbrook HS
28	Taylor Montiel	6-2	205	LHP	L/L	RS So.	TR-1L	Brentwood, Tenn./Mississippi State
29	Alex Ainsworth	6-2	195	RHP	R/R	Fr.	HS	Baton Rouge, La./Catholic HS
30	Grant Cohn	5-9	192	C	R/R	Fr.	HS	Baton Rouge, La./The Dunham School
33	Brady Marget	6-5	239	INF	L/R	Jr.	2L	Whitefish Bay, Wisc./Whitefish Bay HS
34	Chandler Welch	6-0	200	RHP	R/R	Jr.	2L	Slidell, La./Holy Cross HS
35	Carter Benbrook	6-4	243	LHP	L/L	Gr.	TR	Sacramento, Calif./UC Santa Barbara
36	Billy Price	6-6	220	LHP	L/L	Gr.	TR-1L	Morristown, N.J./University of Virginia
37	Gavin Smith	6-0	195	RHP	R/R	RS Jr.	TR-1L	Cooper City, Fla./Dyersburg State
38	Luc Fladda	6-1	197	LHP	L/L	Jr.	TR	Chesterfield, Mo./Johnson County CC
39	Jake Saum	5-11	195	LHP	L/L	Gr.	TR	Ventura, Calif./UCLA
40	Tracy Mitchem	5-11	206	1B/OF	L/L	RS So.	1L	Windermere, Fla./West Orange HS
45	Brock Slaton	6-0	191	OF	L/L	Jr.	TR	Baton Rouge, La./Delgado CC
48	Colin Reilly	6-2	200	RHP	R/R	So.	1L	Sea Girt, N.J./Christian Brothers Academy
49	Logan Hurd	6-4	195	LHP	L/L	Jr.	TR	Manhattan Beach, Calif./Loyola Marymount
50	Eli Lirette	5-11	164	OF	R/R	Fr.	HS	Mandeville, La./Lakeshore HS
52	Jack Bussard	6-5	223	LHP	L/L	Fr.	HS	Reisterstown, Md./McDonogh HS
53	Henry Shuffler	6-7	234	RHP	R/R	Jr.	TR	Lafayette, La./UL-Monroe
54	Blaise Wilcenski	6-6	245	RHP	R/R	RS So.	TR	Waterford, Mich./Wharton JC
55	Wes Burton	6-8	222	RHP	R/R	Gr.	TR	Santa Monica, Calif./Indiana
56	Will Clements	6-5	235	RHP	R/R	Jr.	TR	The Woodlands, Texas/McLennan CC
57	Jacob Moore	6-5	224	RHP	R/R	RS So.	TR	Lacombe, La./LSU-Eunice
99	Trey Cehajic	6-8	243	RHP	R/R	Jr.	TR	Shreveport, La./McLennan CC

- 20 Jay Uhlman - Head Coach (5th Season at Tulane-2nd as HC; Nevada, 1997)
 5 Anthony Izzio - Assistant Coach (3rd Season at Tulane; South Alabama, 2013)
 51 Justin Bridgman - Assistant Coach (2nd Season at Tulane; Nevada, 2017)
 7 Thomas Brittle - Assistant Coach (2nd Season at Tulane; Clemson, 2013)
 Brennan Lambert - Student Assistant Coach (3rd Season at Tulane-1st as Student Assistant; Tulane, 2023)
 Curtis Akey - General Manager, Baseball Operations & Player Development (10th Season at Tulane; LSU, 2007)
 Nieko Torres - Strength and Conditioning (2nd Season at Tulane; West Virginia, 2017)
 Dr. Victoria Elia - Athletic Trainer (4th Season at Tulane; Lasell College, 2014)
 Ryan Kimberly - Director of Camps and Alumni Relations (1st Season at Tulane; Tulane, 2008)
 Frankie Niemann - Director of Analytics (6th Season at Tulane-1st as Director of Analytics; Tulane, 2022)



JAY UHLMAN

HEAD COACH | 44-65

Second Season | Nevada, 1997

Jay Uhlman was named the 25th head coach of the Tulane Baseball Program on June 7, 2022. He was named to the post after three seasons where he filled the jobs of assistant coach, recruiting coordinator, and interim head coach.

A veteran with more than 26 years of experience in four different conferences including the PAC12, BIG12, AAC, and the WAC, the Redondo Beach, California native was promoted after he led the Green Wave to the AAC Tournament Semifinals to close the 2022 campaign.

In 2023, Uhlman rallied his troops with a dynamic run from the bracket's seven seed in the American Athletic Conference Tournament, culminating with the program's first AAC tourney title (ninth overall) and 16th overall conference championship. The Olive and Blue became the lowest seed to ever win the AAC Tournament. The following weekend, Tulane took part in its 22nd NCAA Regional, this one coming in Baton Rouge. At season's end, the Green Wave saw pitcher Dylan Carmouche selected in the 15th Round by the San Francisco Giants and received the ABCA Academic Excellence Award. Tulane was one of just 11 teams in Division I to receive the honor for seven consecutive years.

He is responsible for the 2020-2021 class ranked 25th by Perfect Game, the highest-ranked class at Tulane since 2003, 36th by Collegiate Baseball.

Uhlman has spent time coaching in the junior college ranks while also having stints in the Western Athletic Conference, Pac 12, Big 12 conferences before settling into the AAC. During his career, Uhlman has coached and recruited 117 all-conference honorees, 29 All-Americans, eight conference players of the year, 29 big leaguers and 13 USA Collegiate National Team alums.

Uhlman made the move to the Big Easy in July of 2019. In his first season on the Green Wave staff, Uhlman helped guide Tulane to a 15-2 mark during the 2020 campaign – Tulane's best start to a season since 1972. Tulane's 15 wins at the end of the shortened season were tied for the most in the American Athletic Conference. In addition, Tulane had five players with a batting average of .300-or-better.

Uhlman arrived at Tulane after spending the previous nine seasons as a member of the University of Oregon staff where he was the associate head coach for the last three seasons. During his time in Eugene, the Ducks accumulated 328 wins, with 136 coming over Pac 12 opponents, to post a .606 overall winning percentage.

During his tenure with the Ducks, Uhlman was a part of a program that won 60 percent of their games, including a three-year stretch with 40-plus victories from 2012-14. In 2013, Oregon won a program-record 48 games and finished second in the league with a 22-8 record, as the Ducks qualified for the NCAA Tournament for four consecutive years, twice being selected as an overall national seed and hosting an NCAA Super Regional in 2012.

In six of his nine seasons with Oregon, Uhlman's classes were consistently ranked in the top 40 by Perfect Game, including bringing in a host of players that went on to earn 16 All-America and 39 All-Pac 12 honors. During that time Oregon had a player named as a finalist for the NCBWA Stopper of the Year three times, two semifinalists for the Dick Howser Trophy, and three semifinalists for the Golden Spikes Award.

Fifty-five (55) of Uhlman's Oregon players went on to play professionally, with two being first-round picks in the MLB Draft. Fifteen (15) of those have gone on to play in the majors.

For one season in 2011, Uhlman served as the assistant coach and recruiting coordinator at the University of Kansas, helping pull in a class that Perfect Game ranked 32nd nationally. He served as the Jayhawks' hitting coach and worked on the offense, as four players earned All-Big 12 honors and six were Big 12 All-Academic picks and six were drafted one went on to reach the big leagues.

Uhlman began his tenure at Oregon in the summer of 2009, when he served as the Ducks' volunteer assistant coach, working with the hitters and organizing on-campus recruiting efforts. In the program's second year as a varsity sport after being dormant for 28 years, Oregon tied the NCAA record for turnaround wins in a season, going from 14 in that first year back in 2009, to 40 in 2010. Oregon also went from winning four games in conference to 13, qualifying for the NCAA Storrs Regional.

In 2001, Uhlman returned to Nevada, his alma mater, as an assistant. He served as the hitting and infield coach while assisting with recruiting efforts. Nevada qualified for the WAC Tournament for four straight years, from 2006-2009, finishing second in the league three times.

Forty-two (42) Wolf Pack players were All-WAC selections, five were tabbed All-Americans, with three players earning WAC Freshman of the Year to go along with two others earning WAC Player of the Year. During his stint, 41 players went on to play professionally, with 13 receiving the call from a major league club.

Uhlman finished his degree from Nevada in 1998 while serving as a graduate assistant for the Wolf Pack. He then moved on to be an assistant coach at L.A. Harbor Junior College. In 1999 he became the head coach for two seasons at LAHC, eventually finishing with an overall record of 61-22-2 and 35-15 in the South Coast Conference.

In 2001 Uhlman's Seahawks went 33-6-1 on the season and 20-4 in the SCC to claim the league and regional championship, as he was named the conference's coach of the year. 24 total players were named All-SCC, including having the conference pitcher of the year among six All-California Community College Athletic Association picks and two All-Americans.

An All-CIF performer at Redondo Union High School, Uhlman culminated his prep career by being drafted by the Toronto Blue Jays. Uhlman moved on to LAHC where he was a two-time all-conference and All-Southern California shortstop.

He then finished his collegiate career playing at Nevada in 1995 and 1997. Uhlman was an honorable mention All-Big West Conference selection as a shortstop in 1997. The Wolf Pack led the NCAA in double plays and double plays per game during Uhlman's senior season advancing to the Lubbock Regional before the NCAA tournament expanded to 64 teams.

By The Numbers

819 Wins as a College Baseball Coach
715 Wins as an Assistant Coach
122 Players who have played professionally
117 All-Conference Players
105 Wins as a Head Coach (with 44 coming in Division I)
89 Academic All-Conference Players
29 All-Americans
29 Players who have reached the Major League
26 Years of Experience (PAC12, BIG12, AAC, WAC)
17 MLB Top 5 Round Picks
14 Postseason Appearances
13 Team USA Collegiate Players
8 Players of the Year
8 Top 40 Recruiting Classes (Since 2011 when they started ranking)
3 Golden Spikes Award Semi-Finalists
2 Dick Howser Award Semi-Finalists
2 MLB 1st Round Picks
1 Lowe's Senior CLASS All American
1 Brooks Wallace Award Finalist

Coaching Record

Year	School	Position	Record O/C	Percentage	Post Season
1998	Nevada	Graduate Assistant	31-22/17-10	0.585	BWC
1999	LA Harbor JC	Assistant Coach	21-23/14-10	0.477	
2000	LA Harbor JC	Head Coach	25-14/15-9	0.641	
2001	LA Harbor JC	Head Coach	36-8/20-4	0.818	Super Regional
2002	Nevada	Assistant Coach	25-32/10-20	0.439	
2003	Nevada	Assistant Coach	32-24/19-10	0.571	
2004	Nevada	Assistant Coach	30-29/14-16	0.508	
2005	Nevada	Assistant Coach	26-27/15-15	0.49	
2006	Nevada	Assistant Coach	26-28/11-12	0.481	WAC
2007	Nevada	Assistant Coach	35-26/15-9	0.574	WAC
2008	Nevada	Assistant Coach	34-26/18-14	0.567	WAC
2009	Nevada	Assistant Coach	25-31/10-13	0.446	WAC
2010	Oregon	Volunteer Assistant Coach	40-24/13-14	0.625	Regional
2011	Kansas	Assistant Coach/RC	26-30/9-18	0.462	
2012	Oregon	Assistant Coach	46-19/19-11	0.708	Super Regional
2013	Oregon	Assistant Coach	48-16/22-8	0.75	Regional
2014	Oregon	Assistant Coach	44-20/18-12	0.688	Regional
2015	Oregon	Assistant Coach	38-25/16-14	0.603	Regional
2016	Oregon	Assistant Coach	29-26/14-16	0.527	
2017	Oregon	Associate Head Coach	30-25/12-18	0.545	
2018	Oregon	Associate Head Coach	26-29/12-18	0.473	
2019	Oregon	Associate Head Coach	27-29/10-19	0.482	
2020	Tulane	Assistant Coach/RC	15-2/COVID	0.882	
2021	Tulane	Assistant Coach/RC	31-24/17-10	0.564	AAC
2022	Tulane	Assistant Coach/RC	30-22/10-11	0.577	AAC
		Interim Head Coach	3-4/1-2	0.429	
		Head Coach	19-42/8-16	0.311	AAC Champs/Regional
2023	Tulane	Head Coach	22-19/7-8	0.537	
Overall Head Coach			819-603 (.576)/366-337 (.521)		
			105-87 (.547)		

Major League Baseball Output

122 Total Professionals
101 Players Drafted
35 Top 10 Rounders
29 Big Leaguers (15 Oregon, 12 Nevada, 1 Kansas, 1 LA Harbor JC)
28 Active Pro Players
21 Free Agent Signings
17 Top 5 Rounders
2 First Rounders



2024 Tulane Baseball
Game Results for Tulane Green Wave (as of Apr 23, 2024)
(All games)

Date	Opponent	Score	Inns	Overall	AAC	Pitcher of record	Attend	Time
Feb 16, 2024	NORTHWESTERN	L 0-9	9	0-1-0	0-0-0	J. Saum (L 0-1)	1620	3:16
Feb 17, 2024	NORTHWESTERN	w 6-2	9	1-1-0	0-0-0	C. Welch (W 1-0)	1467	3:08
Feb 18, 2024	NORTHWESTERN	w 12-9	9	2-1-0	0-0-0	C. Benbrook (W 1-0)	1635	3:34
Feb 20, 2024	NICHOLLS	w 3-2	9	3-1-0	0-0-0	H. Shuffler (W 1-0)	1483	2:31
Feb 23, 2024	UC IRVINE	L 4-5	9	3-2-0	0-0-0	J. Saum (L 0-2)	1692	2:58
Feb 24, 2024	UC IRVINE	L 4-11	9	3-3-0	0-0-0	T. Cehajic (L 0-1)	2005	3:40
Feb 25, 2024	UC IRVINE	L 7-10	9	3-4-0	0-0-0	M. Lombardi (L 0-1)	1692	2:55
Feb 27, 2024	UNO	w 6-3	9	4-4-0	0-0-0	B. Wilcenski (W 1-0)	1738	2:34
Mar 01, 2024	YALE	w 11-1	8	5-4-0	0-0-0	B. Price (W 1-0)	1382	2:38
Mar 02, 2024	YALE	w 11-4	9	6-4-0	0-0-0	C. Welch (W 2-0)	1634	2:41
Mar 03, 2024	YALE	w 4-0	9	7-4-0	0-0-0	W. Clements (W 1-0)	1996	2:27
Mar 05, 2024	at Nicholls	w 14-12	9	8-4-0	0-0-0	J. Moore (W 1-0)	655	3:42
Mar 06, 2024	GRAMBLING	w 9-4	9	9-4-0	0-0-0	B. Price (W 2-0)	1441	3:20
Mar 08, 2024	at ULL	w 11-8	9	10-4-0	0-0-0	H. Shuffler (W 2-0)	3568	3:19
Mar 09, 2024	at ULL	L 4-5 (10)		10-5-0	0-0-0	T. Cehajic (L 0-2)	3686	2:57
Mar 10, 2024	at ULL	L 3-4	9	10-6-0	0-0-0	J. Moore (L 1-1)	3699	2:50
Mar 12, 2024	at Southeastern	L 7-8	9	10-7-0	0-0-0	J. Saum (L 0-3)	1661	2:28
Mar 15, 2024	PEPPERDINE	w 3-2	9	11-7-0	0-0-0	H. Shuffler (W 3-0)	1319	5:10
Mar 16, 2024	PEPPERDINE-1	w 7-3	9	12-7-0	0-0-0	C. Benbrook (W 2-0)	1413	2:48
Mar 16, 2024	PEPPERDINE-2	L 4-6	9	12-8-0	0-0-0	W. Clements (L 1-1)	1545	2:59
Mar 18, 2024	SAINT LOUIS	w 2-0	9	13-8-0	0-0-0	M. Lombardi (W 1-1)	1484	2:25
* Mar 22, 2024	at Rice	w 14-7 (11)		14-8-0	1-0-0	J. Moore (W 2-1)	2319	4:16
* Mar 23, 2024	at Rice	w 10-1	9	15-8-0	2-0-0	C. Welch (W 3-0)	2740	2:51
* Mar 24, 2024	at Rice	L 2-4	9	15-9-0	2-1-0	W. Clements (L 1-2)	2137	2:29
Mar 26, 2024	at Southern Miss	L 4-9	9	15-10-0	2-1-0	M. Lombardi (L 1-2)	5209	3:02
* Mar 28, 2024	UTSA	L 3-6	9	15-11-0	2-2-0	L. Fladda (L 0-1)	1487	3:05
* Mar 29, 2024	UTSA	L 7-11	9	15-12-0	2-3-0	C. Welch (L 3-1)	1631	2:41
* Mar 30, 2024	UTSA	L 6-12	9	15-13-0	2-4-0	B. Price (L 2-1)	1626	3:01
Apr 02, 2024	TEXAS SOUTHERN	w 19-1	7	16-13-0	2-4-0	M. Lombardi (W 2-2)	1475	2:26
* Apr 05, 2024	at UAB	L 2-6	9	16-14-0	2-5-0	L. Fladda (L 0-1)	276	2:40
* Apr 06, 2024	at UAB	w 14-13	9	17-14-0	3-5-0	J. Moore (W 2-0)	376	3:10
* Apr 07, 2024	at UAB	L 6-7	9	17-15-0	3-6-0	M. Lombardi (L 2-3)	257	2:37
Apr 09, 2024	at UNO	w 7-4	9	18-15-0	3-6-0	B. Wilcenski (W 2-0)	618	3:25
* Apr 12, 2024	SOUTH FLORIDA	w 11-3	9	19-15-0	4-6-0	L. Fladda (W 1-2)	1868	2:50
* Apr 13, 2024	SOUTH FLORIDA	w 14-4	8	20-15-0	5-6-0	C. Welch (W 4-1)	1579	2:43
* Apr 14, 2024	SOUTH FLORIDA	L 8-9 (10)		20-16-0	5-7-0	J. Moore (L 3-2)	2162	3:02
Apr 17, 2024	SOUTH ALABAMA	L 7-14	9	20-17-0	5-7-0	B. Price (L 2-2)	1658	3:37
* Apr 19, 2024	at Florida Atlantic	L 0-5	9	20-18-0	5-8-0	L. Fladda (L 1-3)	467	2:38
* Apr 20, 2024	at Florida Atlantic	w 8-3	9	21-18-0	6-8-0	C. Welch (W 5-1)	395	2:40
* Apr 21, 2024	at Florida Atlantic	w 9-5	9	22-18-0	7-8-0	H. Shuffler (W 4-0)	352	3:21
Apr 23, 2024	SOUTHERN MISS	L 6-11	9	22-19-0	7-8-0	L. Hurd (L 0-1)	1927	3:21

* = Conference game

() extra inning game

2024 Tulane Baseball
Team Game-by-Game for Tulane Green Wave (as of Apr 23, 2024)
Batting (All games)

Date	Opponent	ab	r	h	rbi	2b	3b	hr	tb	bb	ibb	sb	cs	hbp	sac	sf	gdp	k	po	a	e	lob	avg
Feb 16	NORTHWESTERN	32	0	5	0	1	0	0	6	1	0	0	0	1	0	0	0	10	27	5	2	7	.156
Feb 17	NORTHWESTERN	33	6	12	5	3	0	0	15	7	0	1	0	2	1	0	1	5	27	7	2	13	.262
Feb 18	NORTHWESTERN	27	12	8	12	1	0	1	12	10	0	1	0	5	2	2	1	8	27	12	2	10	.272
Feb 20	NICHOLLS	27	3	8	3	4	0	0	12	1	0	0	0	1	2	2	0	10	27	9	2	6	.277
Feb 23	UC IRVINE	37	4	9	4	2	0	1	14	4	0	0	0	0	0	0	0	9	27	8	2	10	.269
Feb 24	UC IRVINE	33	4	7	4	3	0	2	16	4	0	2	0	1	1	0	0	8	27	13	2	8	.259
Feb 25	UC IRVINE	34	7	7	7	1	0	4	20	5	0	0	0	0	0	0	0	9	27	9	0	5	.251
Feb 27	UNO	33	6	9	5	1	1	3	21	2	0	1	0	1	1	0	0	8	27	9	1	7	.254
Mar 01	YALE	27	11	9	11	1	1	0	12	7	0	0	0	3	0	3	0	5	24	6	0	8	.261
Mar 02	YALE	29	11	11	9	4	0	0	15	9	0	1	0	2	2	2	1	2	27	16	1	9	.272
Mar 03	YALE	30	4	8	4	1	0	0	9	1	0	3	0	0	0	0	1	8	27	14	1	3	.272
Mar 05	at Nicholls	42	14	15	14	3	1	3	29	7	0	0	1	2	0	2	0	12	27	10	1	12	.281
Mar 06	GRAMBLING	30	9	8	7	1	0	2	15	12	0	3	0	4	0	1	1	5	27	4	1	14	.280
Mar 08	at ULL	40	11	12	10	3	2	2	25	6	0	0	0	5	0	0	0	8	27	8	3	13	.282
Mar 09	at ULL	37	4	7	4	1	0	3	17	4	0	0	0	1	0	0	0	14	27	10	0	8	.275
Mar 10	at ULL	27	3	4	2	2	0	1	9	6	0	0	2	4	1	0	1	7	26	15	0	8	.268
Mar 12	at Southeastern	36	7	10	7	2	0	4	24	3	0	0	0	0	0	0	1	12	24	5	0	5	.269
Mar 15	PEPPERDINE	32	3	8	3	1	0	2	15	2	0	0	0	1	1	0	0	10	27	15	0	9	.268
Mar 16	PEPPERDINE	32	7	11	5	1	0	0	12	8	0	1	0	0	0	2	1	9	27	10	1	11	.272
Mar 16	PEPPERDINE	33	4	7	4	1	0	1	11	5	0	0	0	0	1	0	0	7	27	8	1	8	.269
Mar 18	SAINT LOUIS	29	2	7	2	0	0	0	7	2	0	0	0	1	0	0	1	5	27	10	0	6	.268
*Mar 22	at Rice	46	14	16	14	3	0	5	34	10	0	0	1	2	1	0	1	14	33	10	1	12	.273
*Mar 23	at Rice	43	10	14	10	5	0	0	19	7	0	0	1	2	1	0	0	5	27	14	1	16	.276
*Mar 24	at Rice	31	2	5	2	4	0	0	9	0	0	0	0	1	0	0	0	12	24	7	1	3	.271
Mar 26	at Southern Miss	34	4	6	4	1	0	2	13	2	0	0	0	1	0	0	0	8	24	8	1	6	.267
*Mar 28	UTSA	34	3	8	3	1	0	1	12	2	0	0	0	1	1	0	0	13	27	10	1	8	.266
*Mar 29	UTSA	38	7	12	7	4	0	3	25	4	0	0	0	1	0	1	0	8	27	9	1	10	.268
*Mar 30	UTSA	33	6	7	6	1	0	1	11	6	0	2	0	0	0	0	1	8	27	12	3	6	.266
Apr 02	TEXAS SOUTHERN	34	19	16	17	5	2	2	31	8	0	1	0	1	0	1	0	4	21	8	0	7	.273
*Apr 05	at UAB	30	2	6	2	1	0	1	10	2	0	1	0	1	0	1	1	7	24	10	0	5	.271
*Apr 06	at UAB	37	14	13	13	2	1	2	23	4	0	3	1	3	3	0	0	7	27	7	1	6	.274
*Apr 07	at UAB	42	6	15	6	3	0	2	24	2	1	0	0	1	0	0	0	10	24	12	0	12	.277
Apr 09	at UNO	38	7	10	7	2	0	3	21	3	0	1	0	3	0	1	0	10	26	5	2	11	.277
*Apr 12	SOUTH FLORIDA	33	11	10	9	3	0	0	13	13	0	1	0	4	0	0	1	9	27	12	0	15	.278
*Apr 13	SOUTH FLORIDA	31	14	12	14	4	1	1	21	5	0	5	1	5	0	2	1	7	24	8	1	7	.280
*Apr 14	SOUTH FLORIDA	38	8	11	7	2	1	0	15	4	0	2	0	2	1	1	1	8	30	8	1	8	.281
Apr 17	SOUTH ALABAMA	36	7	11	7	2	0	0	13	7	0	1	0	2	0	1	0	11	27	9	1	12	.281
*Apr 19	at Florida Atlantic	29	0	5	0	1	0	0	6	2	0	0	1	0	0	0	2	5	24	9	1	4	.279
*Apr 20	at Florida Atlantic	35	8	12	8	1	0	1	16	0	0	2	0	2	2	0	2	6	27	10	0	4	.281
*Apr 21	at Florida Atlantic	36	9	9	7	0	0	1	12	6	1	1	0	1	0	0	0	12	27	14	2	7	.280
Apr 23	SOUTHERN MISS	36	6	12	6	6	0	0	18	2	0	0	0	1	2	0	0	3	27	6	1	8	.281
Totals		1394	289	392	271	88	10	54	662	195	2	33	8	68	23	22	19	338	1084	391	41	347	.281

2024 Tulane Baseball
Team Game-by-Game for Tulane Green Wave (as of Apr 23, 2024)
Pitching (All games)

Date	Opponent	ip	h	r	er	bb	so	2b	3b	hr	wp	bk	hbp	dp	ibb	score	w-l	sv	era
Feb 16	NORTHWESTERN	9.0	12	9	9	8	16	2	0	0	2	0	1	0	0	0-9	0-1	0	9.00
Feb 17	NORTHWESTERN	9.0	4	2	1	1	13	1	0	0	1	0	2	0	0	6-2	1-1	1	5.00
Feb 18	NORTHWESTERN	9.0	12	9	8	4	8	3	0	0	3	0	2	1	0	12-9	2-1	1	6.00
Feb 20	NICHOLLS	9.0	10	2	1	0	3	2	0	0	0	0	0	1	0	3-2	3-1	2	4.75
Feb 23	UC IRVINE	9.0	4	5	5	4	6	1	0	0	1	0	4	0	0	4-5	3-2	2	4.80
Feb 24	UC IRVINE	9.0	16	11	10	3	6	5	0	0	0	0	8	1	0	4-11	3-3	2	5.67
Feb 25	UC IRVINE	9.0	12	10	10	7	2	2	1	2	0	0	3	0	0	7-10	3-4	2	6.29
Feb 27	UNO	9.0	7	3	2	3	10	1	0	1	0	0	1	1	0	6-3	4-4	3	5.75
Mar 01	YALE	8.0	3	1	1	8	7	0	0	0	0	0	0	0	0	11-1	5-4	3	5.29
Mar 02	YALE	9.0	10	4	2	3	3	2	0	1	0	0	0	1	0	11-4	6-4	3	4.96
Mar 03	YALE	9.0	6	0	0	0	8	0	0	0	1	0	1	2	0	4-0	7-4	3	4.50
Mar 05	at Nicholls	9.0	17	12	11	6	9	4	0	1	1	0	0	0	0	14-12	8-4	4	5.05
Mar 06	GRAMBLING	9.0	5	4	4	5	9	1	0	0	3	0	0	0	0	9-4	9-4	5	4.97
Mar 08	at ULL	9.0	10	8	6	3	9	1	1	0	0	0	1	0	0	11-8	10-4	6	5.04
Mar 09	at ULL	9.0	13	5	5	1	8	2	1	1	0	0	0	1	1	4-5	10-5	6	5.04
Mar 10	at ULL	8.2	9	4	1	2	7	1	0	1	1	0	2	1	0	3-4	10-6	6	4.79
Mar 12	at Southeastern	8.0	10	8	8	3	16	3	0	1	1	0	1	0	0	7-8	10-7	6	5.02
Mar 15	PEPPERDINE	9.0	6	2	2	1	6	2	0	1	1	0	0	1	0	3-2	11-7	7	4.85
Mar 16	PEPPERDINE	9.0	9	3	1	2	13	3	0	0	1	0	3	1	0	7-3	12-7	8	4.64
Mar 16	PEPPERDINE	9.0	8	6	6	7	10	3	0	0	2	0	1	0	1	4-6	12-8	8	4.71
Mar 18	SAINT LOUIS	9.0	3	0	0	4	11	0	1	0	0	0	0	0	0	2-0	13-8	9	4.48
*Mar 22	at Rice	11.0	8	7	5	6	13	2	1	0	1	0	2	1	0	14-7	14-8	9	4.46
*Mar 23	at Rice	9.0	8	1	1	1	5	2	0	1	0	0	1	1	0	10-1	15-8	9	4.31
*Mar 24	at Rice	8.0	7	4	3	4	6	1	0	0	1	0	1	1	0	2-4	15-9	9	4.28
Mar 26	at Southern Miss	8.0	14	9	9	6	8	3	0	1	2	1	2	2	0	4-9	15-10	9	4.49
*Mar 28	UTSA	9.0	11	6	5	4	10	4	0	1	1	0	4	0	0	3-6	15-11	9	4.51
*Mar 29	UTSA	9.0	17	11	10	2	8	0	2	1	1	0	0	2	0	7-11	15-12	9	4.71
*Mar 30	UTSA	9.0	11	12	9	5	6	1	0	1	3	0	3	1	0	6-12	15-13	9	4.87
Apr 02	TEXAS SOUTHERN	7.0	4	1	1	4	8	0	0	0	1	0	2	1	0	19-1	16-13	9	4.77
*Apr 05	at UAB	8.0	10	6	6	3	5	2	0	1	1	0	0	0	0	2-6	16-14	9	4.83
*Apr 06	at UAB	9.0	13	13	9	2	8	2	1	2	0	0	1	1	0	14-13	17-14	9	4.97
*Apr 07	at UAB	8.0	10	7	7	5	5	1	0	0	0	0	3	2	0	6-7	17-15	9	5.05
Apr 09	at UNO	9.0	8	4	2	7	12	1	1	1	5	0	1	1	0	7-4	18-15	10	4.95
*Apr 12	SOUTH FLORIDA	9.0	9	3	3	1	5	1	0	0	0	0	1	1	0	11-3	19-15	10	4.90
*Apr 13	SOUTH FLORIDA	8.0	10	4	4	3	8	4	0	0	1	0	0	0	0	14-4	20-15	11	4.89
*Apr 14	SOUTH FLORIDA	10.0	15	9	7	2	10	2	0	2	0	0	1	3	0	8-9	20-16	11	4.93
Apr 17	SOUTH ALABAMA	9.0	12	14	12	9	9	2	1	2	1	0	1	0	0	7-14	20-17	11	5.12
*Apr 19	at Florida Atlantic	8.0	11	5	4	5	9	1	0	0	1	0	1	0	0	0-5	20-18	11	5.11
*Apr 20	at Florida Atlantic	9.0	8	3	3	4	13	4	0	0	0	1	3	1	0	8-3	21-18	11	5.05
*Apr 21	at Florida Atlantic	9.0	7	5	5	4	9	1	0	2	0	0	2	1	0	9-5	22-18	11	5.05
Apr 23	SOUTHERN MISS	9.0	15	11	10	11	12	2	0	0	2	0	4	0	0	6-11	22-19	11	5.18
Totals		361.2	394	243	208	163	349	75	10	24	39	2	63	30	2	289-243	22-19	11	5.18

2024 Tulane Baseball
Games Summary for Tulane Green Wave (as of Apr 23, 2024)
(All games)

Score by innings	1	2	3	4	5	6	7	8	9	EX	Total
Tulane Green Wave	30	26	21	37	26	33	33	45	30	8	289
Opponents	30	25	29	35	30	24	25	23	19	3	243

Record when ...											
Overall	22-19							After 6 leading	15-1		
Conference	7-8						 trailing	6-16		
Non-Conference	15-11						 tied	1-2		
Home games	14-11							After 7 leading	15-1		
Away games	8-8						 trailing	3-16		
Neutral site	0-0						 tied	3-2		
Day games	11-10							After 8 leading	17-1		
Night games	11-9						 trailing	1-17		
vs Left starter	7-3						 tied	1-1		
vs Right starter	15-16										
1-Run games	3-6							Hit 0 home runs	9-6		
2-Run games	2-2							... 1 home run	4-6		
5+Run games	9-7							... 2+ home runs	9-7		
Extra innings	1-2										
Shutouts	2-2							Opponent 0 home runs	14-8		
							 1 home run	6-8		
Scoring 0-2 runs	1-4						 2+ HRs	2-3		
..... 3-5 runs	3-7										
..... 6-9 runs	7-8							Made 0 errors	6-6		
..... 10+ runs	11-0						 1 error	10-9		
							 2+ errors	6-4		
Opponent 0-2 runs	8-0										
..... 3-5 runs	9-5							Opp. made 0 errors	4-12		
..... 6-9 runs	3-8						 1 error	10-7		
..... 10+ runs	2-6						 2+ errors	8-0		
Scored in 1st inning	8-7							Out-hit opponent	18-2		
Opp. scored in 1st	6-10							Out-hit by opponent	3-16		
Scores first	14-6							Hits are tied	1-1		
Opp. scores first	8-13										

Record when team scores:											
Runs	0	1	2	3	4	5	6	7	8	9	10+
W-L	0-2	0-0	1-2	2-2	1-5	0-0	2-3	2-4	1-1	2-0	11-0

Record when opponent scores:											
Runs	0	1	2	3	4	5	6	7	8	9	10+
W-L	2-0	3-0	3-0	4-0	4-2	1-3	0-3	1-1	1-1	1-3	2-6

Record when leading after:											
Inn.	1	2	3	4	5	6	7	8			
W-L	7-4	8-4	9-4	11-4	15-1	15-1	15-1	17-1			

Record when trailing after:											
Inn.	1	2	3	4	5	6	7	8			
W-L	3-8	5-12	8-10	7-14	4-16	6-16	3-16	1-17			

Record when tied after:											
Inn.	1	2	3	4	5	6	7	8			
W-L	12-7	9-3	5-5	4-1	3-2	1-2	3-2	1-1			

Current losing streak: 1
Longest winning streak: 7
Longest losing streak: 5

Home attendance : 40959 (25 dates avg = 1638)
Away attendance : 28415 (16 dates avg = 1775)
Total attendance: 69374 (41 dates avg = 1692)

2024 Tulane Baseball
Miscellaneous Stats for Tulane Green Wave (as of Apr 23, 2024)
(All games)

Multiple Hit Games	2	3	4	5+	Total
33 Brady Marget	17	1	-	-	18
2 Gavin Schulz	11	4	-	-	15
8 Connor Rasmussen	10	1	1	-	12
17 Colin Tuft	12	-	-	-	12
11 Teo Banks	9	1	-	-	10
24 Jackson Linn	7	1	1	-	9
6 Marcus Cline	7	-	1	-	8
15 Michael Lombardi	6	-	-	-	6
45 Brock Slaton	5	-	-	-	5
14 Nathan Rose	2	1	-	-	3
1 James Agabedis III	1	-	1	-	2
9 Matthias Haas	2	-	-	-	2
3 Adam Ebling	1	-	-	-	1
TEAM	90	9	4	0	103

Multiple RBI Games	2	3	4	5+	Total
33 Brady Marget	8	2	-	-	10
11 Teo Banks	7	2	-	-	9
8 Connor Rasmussen	6	1	-	1	8
2 Gavin Schulz	4	2	1	-	7
17 Colin Tuft	3	3	1	-	7
24 Jackson Linn	5	2	-	-	7
15 Michael Lombardi	4	-	-	-	4
6 Marcus Cline	1	2	-	-	3
45 Brock Slaton	2	-	-	-	2
21 Ben Romano	2	-	-	-	2
23 Reed Kellum	-	1	-	-	1
9 Matthias Haas	-	-	1	-	1
40 Tracy Mitchem	1	-	-	-	1
14 Nathan Rose	1	-	-	-	1
TEAM	44	15	3	1	63

Hitting Streaks	Longest	Current
17 Colin Tuft	21	3
33 Brady Marget	11	1
45 Brock Slaton	9	2
8 Connor Rasmussen	8	3
24 Jackson Linn	6	1
11 Teo Banks	6	3
15 Michael Lombardi	5	3
2 Gavin Schulz	4	-
6 Marcus Cline	4	3
14 Nathan Rose	4	-
40 Tracy Mitchem	3	-
9 Matthias Haas	3	-
23 Reed Kellum	3	-
1 James Agabedis III	2	1
21 Ben Romano	2	-
3 Adam Ebling	1	-

Reached Base Streaks	Longest	Current
17 Colin Tuft	29	3
45 Brock Slaton	18	2
33 Brady Marget	17	13
8 Connor Rasmussen	17	17
24 Jackson Linn	12	1
11 Teo Banks	11	11
15 Michael Lombardi	10	3
6 Marcus Cline	8	3
14 Nathan Rose	8	-
40 Tracy Mitchem	6	-
23 Reed Kellum	6	-
2 Gavin Schulz	6	-
9 Matthias Haas	3	-
21 Ben Romano	3	3
1 James Agabedis III	2	1
3 Adam Ebling	1	-

2024 Tulane Baseball
Miscellaneous Stats for Tulane Green Wave (as of Apr 23, 2024)
(All games)

Starting Lineup By Position
(Team W-L record when starter)

PITCHER:		
34 Chandler Welch	10	(7-3)
56 Will Clements	9	(3-6)
38 Luc Fladda	9	(6-3)
15 Michael Lombardi	5	(3-2)
39 Jake Saum	4	(1-3)
54 Blaise Wilcenski	2	(1-1)
36 Billy Price	1	(0-1)
35 Carter Benbrook	1	(1-0)
CATCHER:		
17 Colin Tuft	37	(20-17)
23 Reed Kellum	4	(2-2)
FIRST BASE:		
33 Brady Marget	39	(22-17)
15 Michael Lombardi	1	(0-1)
9 Matthias Haas	1	(0-1)
SECOND BASE:		
8 Connor Rasmussen	40	(21-19)
15 Michael Lombardi	1	(1-0)
THIRD BASE:		
2 Gavin Schulz	30	(16-14)
15 Michael Lombardi	9	(6-3)
1 James Agabedis III	2	(0-2)
SHORTSTOP:		
6 Marcus Cline	40	(21-19)
1 James Agabedis III	1	(1-0)
LEFT FIELD:		
24 Jackson Linn	29	(16-13)
2 Gavin Schulz	9	(6-3)
40 Tracy Mitchem	2	(0-2)
17 Colin Tuft	1	(0-1)
CENTER FIELD:		
11 Teo Banks	40	(21-19)
17 Colin Tuft	1	(1-0)
RIGHT FIELD:		
45 Brock Slaton	25	(13-12)
9 Matthias Haas	9	(7-2)
40 Tracy Mitchem	4	(2-2)
2 Gavin Schulz	2	(0-2)
17 Colin Tuft	1	(0-1)
DESIGNATED HITTER:		
14 Nathan Rose	20	(13-7)
40 Tracy Mitchem	10	(5-5)
15 Michael Lombardi	9	(4-5)
33 Brady Marget	2	(0-2)

Starting Lineup By Lineup Spot
(Team W-L record when starter)

LEADOFF:		
17 Colin Tuft	26	(13-13)
45 Brock Slaton	9	(6-3)
6 Marcus Cline	4	(2-2)
11 Teo Banks	1	(0-1)
8 Connor Rasmussen	1	(1-0)
2ND SPOT:		
33 Brady Marget	19	(8-11)
11 Teo Banks	12	(7-5)
8 Connor Rasmussen	7	(4-3)
24 Jackson Linn	3	(3-0)
3RD SPOT:		
33 Brady Marget	21	(14-7)
8 Connor Rasmussen	8	(4-4)
11 Teo Banks	5	(3-2)
15 Michael Lombardi	3	(0-3)
2 Gavin Schulz	1	(1-0)
14 Nathan Rose	1	(0-1)
24 Jackson Linn	1	(0-1)
17 Colin Tuft	1	(0-1)
CLEANUP:		
2 Gavin Schulz	12	(6-6)
14 Nathan Rose	10	(7-3)
8 Connor Rasmussen	9	(5-4)
24 Jackson Linn	4	(2-2)
9 Matthias Haas	3	(2-1)
17 Colin Tuft	2	(0-2)
33 Brady Marget	1	(0-1)
5TH SPOT:		
8 Connor Rasmussen	10	(4-6)
6 Marcus Cline	8	(3-5)
15 Michael Lombardi	7	(6-1)
17 Colin Tuft	5	(4-1)
14 Nathan Rose	3	(2-1)
2 Gavin Schulz	3	(0-3)
11 Teo Banks	2	(1-1)
9 Matthias Haas	1	(0-1)
45 Brock Slaton	1	(1-0)
40 Tracy Mitchem	1	(1-0)
6TH SPOT:		
11 Teo Banks	8	(4-4)
24 Jackson Linn	6	(4-2)
17 Colin Tuft	5	(3-2)
6 Marcus Cline	5	(2-3)
14 Nathan Rose	4	(2-2)
45 Brock Slaton	3	(2-1)
40 Tracy Mitchem	3	(1-2)
8 Connor Rasmussen	3	(3-0)
2 Gavin Schulz	2	(0-2)
15 Michael Lombardi	1	(0-1)
23 Reed Kellum	1	(1-0)
7TH SPOT:		
24 Jackson Linn	12	(7-5)
40 Tracy Mitchem	7	(4-3)
2 Gavin Schulz	6	(4-2)
6 Marcus Cline	4	(1-3)
9 Matthias Haas	3	(3-0)
8 Connor Rasmussen	2	(0-2)
11 Teo Banks	2	(0-2)
14 Nathan Rose	2	(2-0)
15 Michael Lombardi	2	(1-1)
45 Brock Slaton	1	(0-1)
8TH SPOT:		
6 Marcus Cline	14	(11-3)
2 Gavin Schulz	7	(4-3)

STARTERS SUMMARY

[illegible]

2024 Tulane Baseball
Overall Statistics for Tulane Green Wave (as of Apr 23, 2024)
(All games Sorted by Batting avg)

Record: 22-19 Home: 14-11 Away: 8-8 AAC: 7-8

Player	avg	gp-gs	ab	r	h	2b	3b	hr	rbi	tb	slg%	bb	hp	so	gdp	ob%	sf	sh	sb-att	po	a	e	fld%
33 Brady Marget	.333	41-41	162	27	54	9	0	6	35	81	.500	28	4	27	2	.439	2	0	0-1	315	19	1	.997
8 Connor Rasmussen	.308	41-40	143	34	44	10	2	3	31	67	.469	27	6	22	1	.423	6	4	4-5	76	99	3	.983
2 Gavin Schulz	.305	41-41	154	24	47	10	0	6	31	75	.487	10	4	27	3	.353	5	1	6-8	24	57	9	.900
6 Marcus Cline	.286	40-40	126	25	36	6	1	6	23	62	.492	23	7	26	1	.423	0	11	0-1	57	107	7	.959
24 Jackson Linn	.283	37-29	127	24	36	9	3	6	25	69	.543	5	2	39	1	.316	2	0	5-5	53	0	1	.981
17 Colin Tuft	.282	41-40	149	44	42	9	1	7	26	74	.497	27	12	46	0	.429	1	1	9-10	317	23	6	.983
11 Teo Banks	.229	41-40	153	34	35	10	2	10	33	79	.516	13	13	46	0	.339	1	0	4-5	89	2	0	1.000

3 Adam Ebling	.429	15-0	7	6	3	0	1	0	3	5	.714	2	0	2	0	.556	0	0	0-0	3	0	0	1.000
1 James Agabedis III	.368	26-3	19	8	7	2	0	0	4	9	.474	3	0	5	0	.435	1	0	0-0	11	13	0	1.000
15 Michael Lombardi	.359	22-20	64	12	23	5	0	1	14	31	.484	11	5	11	1	.488	0	4	2-2	7	18	7	.781
21 Ben Romano	.357	22-0	14	4	5	4	0	0	6	9	.643	3	0	6	0	.471	0	0	0-1	11	0	0	1.000
9 Matthias Haas	.244	23-10	41	7	10	3	0	3	9	22	.537	6	2	10	2	.360	1	0	1-1	22	2	1	.960
45 Brock Slaton	.232	39-25	99	20	23	5	0	3	10	37	.374	12	3	41	2	.328	2	2	2-2	39	3	0	1.000
14 Nathan Rose	.211	27-20	71	11	15	5	0	2	7	26	.366	11	6	19	2	.364	0	0	0-0	0	0	0	.000
23 Reed Kellum	.188	8-4	16	5	3	1	0	1	4	7	.438	3	2	4	0	.381	0	0	0-0	36	3	1	.975
40 Tracy Mitchem	.184	26-16	49	3	9	0	0	0	10	9	.184	11	2	7	4	.349	1	0	0-0	7	0	0	1.000
39 Jake Saum	.000	1-0	0	1	0	0	0	0	0	0	.000	0	0	0	0	.000	0	0	0-0	0	2	0	1.000
36 Billy Price	.000	1-0	0	0	0	0	0	0	0	0	.000	0	0	0	0	.000	0	0	0-0	0	0	0	.000
Totals	.281	41	1394	289	392	88	10	54	271	662	.475	195	68	338	19	.390	22	23	33-41	1084	391	41	.973
Opponents	.277	41	1422	243	394	75	10	24	230	561	.395	163	63	349	25	.373	12	24	48-59	1067	345	40	.972

LOB - Team (347), Opp (358). DPs turned - Team (30), Opp (25). CI - Team (2), C. Tuft 2, Opp (1). IBB - Team (2), T. Banks 1, C. Rasmussen 1, Opp (2). Picked off - T. Mitchem 1, J. Linn 1, T. Banks 1.

(All games Sorted by Earned run avg)

Player	era	w-l	app	gs	cg	sho	sv	ip	h	r	er	bb	so	2b	3b	hr	b/avg	wp	hp	bk	sfa	sha
38 Luc Fladda	4.56	1-3	11	9	0	0/0	0	47.1	59	30	24	11	39	12	1	2	.304	0	4	0	2	4
34 Chandler Welch	4.70	5-1	10	10	0	0/0	0	53.2	63	36	28	12	47	13	2	4	.290	2	10	0	0	3

57 Jacob Moore	1.57	3-2	17	0	0	0/1	4	28.2	20	10	5	5	36	7	0	1	.194	3	2	0	2	2
53 Henry Shuffler	2.37	4-0	19	0	0	0/2	2	30.1	19	8	8	12	32	1	1	1	.183	2	6	0	1	1
36 Billy Price	4.01	2-2	14	1	0	0/0	0	24.2	22	14	11	10	14	1	1	3	.237	0	1	0	1	0
15 Michael Lombardi	4.39	2-3	11	5	0	0/1	0	26.2	19	13	13	23	35	4	1	2	.202	2	6	0	1	1
54 Blaise Wilcenski	4.55	2-0	16	2	0	0/0	0	31.2	41	18	16	11	31	6	1	3	.315	5	3	0	0	1
35 Carter Benbrook	5.47	2-0	17	1	0	0/0	0	26.1	32	18	16	11	30	7	1	0	.308	3	1	1	0	8
56 Will Clements	6.75	1-2	10	9	0	0/1	0	30.2	37	26	23	18	19	4	0	1	.296	7	8	0	1	2
99 Trey Cehajic	6.94	0-2	14	0	0	0/2	4	23.1	35	22	18	7	13	9	2	4	.354	4	6	0	2	2
48 Colin Reilly	7.71	0-0	4	0	0	0/0	0	2.1	6	2	2	4	1	1	0	0	.545	2	1	0	0	0
28 Tayler Montiel	9.00	0-0	6	0	0	0/0	1	6.0	6	6	6	6	5	1	0	0	.261	1	3	0	1	0
49 Logan Hurd	9.53	0-1	13	0	0	0/1	0	11.1	9	14	12	11	17	5	0	0	.200	4	6	1	0	0
39 Jake Saum	11.93	0-3	12	4	0	0/0	0	14.1	17	19	19	16	22	2	0	3	.288	3	5	0	0	0
16 Jonah Wachter	14.54	0-0	4	0	0	0/0	0	4.1	9	7	7	6	8	2	0	0	.429	1	1	0	1	0
Totals	5.18	22-19	41	41	0	2/2	11	361.2	394	243	208	163	349	75	10	24	.277	39	63	2	12	24
Opponents	6.48	19-22	41	41	1	2/1	7	355.2	392	289	256	195	338	88	10	54	.281	40	68	5	22	23

PB - Team (5), C. Tuft 5, Opp (4). Pickoffs - Team (2), R. Kellum 1, H. Shuffler 1, Opp (3). SBA/ATT - C. Tuft (43-52), H. Shuffler (8-9), W. Clements (6-8), C. Welch (7-8), B. Wilcenski (5-8), M. Lombardi (7-7), R. Kellum (5-7), B. Price (3-4), L. Fladda (3-4), C. Benbrook (3-3), J. Moore (2-3), T. Cehajic (2-2), C. Reilly (1-2), J. Wachter (1-1).

2024 Tulane Baseball
Overall Statistics for Tulane Green Wave (as of Apr 23, 2024)
(All games Sorted by Fielding pct)

Player	c	po	a	e	fld%	dp	sba	csb	sba%	pb	ci
11 Teo Banks	91	89	2	0	1.000	0	0	0	---	0	0
45 Brock Slaton	42	39	3	0	1.000	0	0	0	---	0	0
1 James Agabedis III	24	11	13	0	1.000	2	0	0	---	0	0
56 Will Clements	12	3	9	0	1.000	2	6	2	.750	0	0
21 Ben Romano	11	11	0	0	1.000	0	0	0	---	0	0
34 Chandler Welch	7	3	4	0	1.000	0	7	1	.875	0	0
40 Tracy Mitchem	7	7	0	0	1.000	0	0	0	---	0	0
53 Henry Shuffler	5	1	4	0	1.000	0	8	1	.889	0	0
3 Adam Ebling	3	3	0	0	1.000	0	0	0	---	0	0
57 Jacob Moore	3	0	3	0	1.000	0	2	1	.667	0	0
39 Jake Saum	2	0	2	0	1.000	0	0	0	---	0	0
49 Logan Hurd	2	1	1	0	1.000	0	0	0	---	0	0
48 Colin Reilly	1	1	0	0	1.000	0	1	1	.500	0	0
16 Jonah Wachter	1	1	0	0	1.000	0	1	0	1.000	0	0
28 Tayler Montiel	1	1	0	0	1.000	0	0	0	---	0	0
33 Brady Marget	335	315	19	1	.997	28	0	0	---	0	0
8 Connor Rasmussen	178	76	99	3	.983	22	0	0	---	0	0
17 Colin Tuft	346	317	23	6	.983	2	43	9	.827	5	2
24 Jackson Linn	54	53	0	1	.981	0	0	0	---	0	0
23 Reed Kellum	40	36	3	1	.975	0	5	2	.714	0	0
9 Matthias Haas	25	22	2	1	.960	0	0	0	---	0	0
6 Marcus Cline	171	57	107	7	.959	20	0	0	---	0	0
2 Gavin Schulz	90	24	57	9	.900	3	0	0	---	0	0
38 Luc Fladda	10	2	7	1	.900	0	3	1	.750	0	0
54 Blaise Wilcenski	9	1	7	1	.889	1	5	3	.625	0	0
99 Trey Cehajic	6	2	3	1	.833	1	2	0	1.000	0	0
15 Michael Lombardi	32	7	18	7	.781	1	7	0	1.000	0	0
35 Carter Benbrook	8	1	5	2	.750	0	3	0	1.000	0	0
36 Billy Price	0	0	0	0	.000	0	3	1	.750	0	0
14 Nathan Rose	0	0	0	0	.000	0	0	0	---	0	0
Totals	1516	1084	391	41	.973	30	48	11	.814	5	2
Opponents	1452	1067	345	40	.972	25	33	8	.805	4	1

Hitting minimums - 2.5 AB/Game
Pitching minimums - 1 Games 1.0 IP/Game

2024 Tulane Baseball
Conference statistics for Tulane Green Wave (as of Apr 21, 2024)
(AAC games only Sorted by Batting avg)

Record: 7-8 Home: 2-4 Away: 5-4 AAC: 7-8

Player	avg	gp-gs	ab	r	h	2b	3b	hr	rbi	tb	slg%	bb	hp	so	gdp	ob%	sf	sh	sb-att	po	a	e	fld%
8 Connor Rasmussen	.375	15-14	56	14	21	3	1	1	10	29	.518	8	1	6	1	.455	1	3	2-2	24	37	3	.953
2 Gavin Schulz	.349	15-15	63	11	22	7	0	1	13	32	.508	2	1	11	3	.368	2	0	3-5	10	23	4	.892
33 Brady Marget	.323	15-15	65	12	21	6	0	3	15	36	.554	9	2	9	0	.421	0	0	0-0	135	10	0	1.000
6 Marcus Cline	.300	15-15	50	10	15	2	0	2	10	23	.460	9	5	13	0	.453	0	5	0-1	21	40	2	.968
11 Teo Banks	.291	15-15	55	13	16	4	1	4	12	34	.618	3	6	21	0	.385	1	0	3-4	32	2	0	1.000
17 Colin Tuft	.279	15-15	61	20	17	5	0	4	13	34	.557	11	5	18	0	.429	0	0	6-6	121	9	2	.985
24 Jackson Linn	.212	14-11	52	9	11	4	1	1	8	20	.385	1	2	19	0	.255	0	0	2-2	19	0	0	1.000

23 Reed Kellum	1.000	2-0	1	1	1	0	0	1	3	4	4.000	1	0	0	0	1.000	0	0	0-0	0	0	0	.000
21 Ben Romano	.500	9-0	6	3	3	2	0	0	5	5	.833	3	0	2	0	.667	0	0	0-1	6	0	0	1.000
15 Michael Lombardi	.394	11-10	33	7	13	0	0	1	7	16	.485	9	2	5	1	.545	0	0	1-1	1	5	0	1.000
3 Adam Ebling	.333	7-0	3	2	1	0	0	0	1	1	.333	0	0	1	0	.333	0	0	0-0	0	0	0	.000
9 Matthias Haas	.200	9-5	20	2	4	1	0	0	2	5	.250	1	1	6	2	.273	0	0	0-0	5	0	1	.833
40 Tracy Mitchem	.161	15-11	31	2	5	0	0	0	7	5	.161	7	1	5	2	.325	1	0	0-0	6	0	0	1.000
45 Brock Slaton	.143	14-5	21	4	3	1	0	0	1	4	.190	2	0	9	1	.217	0	1	0-0	9	1	0	1.000
1 James Agabedis III	.125	9-1	8	3	1	0	0	0	0	1	.125	0	0	3	0	.125	0	0	0-0	1	5	0	1.000
14 Nathan Rose	.091	4-3	11	0	1	0	0	0	1	1	.091	1	0	3	0	.167	0	0	0-0	0	0	0	.000
36 Billy Price	.000	1-0	0	0	0	0	0	0	0	0	.000	0	0	0	0	.000	0	0	0-0	0	0	0	.000
39 Jake Saum	.000	1-0	0	1	0	0	0	0	0	0	.000	0	0	0	0	.000	0	0	0-0	0	0	0	.000
Totals	.289	15	536	114	155	35	3	18	108	250	.466	67	26	131	10	.391	5	9	17-22	399	152	14	.975
Opponents	.291	15	532	96	155	28	4	11	92	224	.421	51	23	120	11	.376	3	6	19-22	406	150	13	.977

LOB - Team (123), Opp (121). DPs turned - Team (15), Opp (12). CI - Team (1), C. Tuft 1. IBB - Team (2), C. Rasmussen 1, T. Banks 1. Picked off - J. Linn 1, T. Banks 1.

(AAC games only Sorted by Earned run avg)

Player	era	w-l	app	gs	cg	sho	sv	ip	h	r	er	bb	so	2b	3b	hr	b/avg	wp	hp	bk	sfa	sha
38 Luc Fladda	5.40	1-3	5	5	0	0/0	0	25.0	34	18	15	6	20	8	1	1	.324	0	4	0	1	2
34 Chandler Welch	7.11	3-1	5	5	0	0/0	0	25.1	33	24	20	9	20	8	1	3	.311	2	3	0	0	1

49 Logan Hurd	0.00	0-0	2	0	0	0/0	0	3.1	1	1	0	0	5	0	0	0	.083	0	3	0	0	0
39 Jake Saum	0.00	0-0	3	0	0	0/0	0	1.1	0	0	0	2	1	0	0	0	.000	0	1	0	0	0
48 Colin Reilly	0.00	0-0	1	0	0	0/0	0	1.0	1	0	0	1	0	0	0	0	.250	1	0	0	0	0
35 Carter Benbrook	1.04	0-0	5	0	0	0/0	0	8.2	10	1	1	2	8	3	0	0	.286	1	0	1	0	1
57 Jacob Moore	2.70	2-1	6	0	0	0/0	0	13.1	10	6	4	2	18	4	0	0	.204	2	2	0	0	1
53 Henry Shuffler	3.29	1-0	7	0	0	0/0	1	13.2	13	5	5	6	18	0	0	1	.260	1	1	0	0	1
54 Blaise Wilcenski	5.14	0-0	6	2	0	0/0	0	14.0	16	10	8	7	12	2	0	1	.296	1	2	0	0	0
56 Will Clements	6.75	0-1	2	2	0	0/0	0	6.2	8	6	5	4	3	1	0	0	.276	0	1	0	0	0
15 Michael Lombardi	7.71	0-1	2	1	0	0/0	0	4.2	3	4	4	6	6	1	0	0	.188	0	2	0	0	0
99 Trey Cehajic	9.64	0-0	4	0	0	0/0	0	9.1	15	11	10	3	3	1	2	3	.405	1	1	0	2	0
36 Billy Price	11.57	0-1	4	0	0	0/0	0	4.2	9	7	6	0	5	0	0	2	.391	0	0	0	0	0
28 Tayler Montiel	13.50	0-0	3	0	0	0/0	0	2.0	2	3	3	3	1	0	0	0	.250	1	3	0	0	0
Totals	5.48	7-8	15	15	0	0/0	1	133.0	155	96	81	51	120	28	4	11	.291	10	23	1	3	6
Opponents	6.38	8-7	15	15	1	1/0	2	135.1	155	114	96	67	131	35	3	18	.289	14	26	1	5	9

PB - Team (2), C. Tuft 2, Opp (1). Pickoffs - Team (1), H. Shuffler 1, Opp (2). SBA/ATT - C. Tuft (19-22), B. Wilcenski (3-5), H. Shuffler (4-4), W. Clements (3-3), L. Fladda (2-3), C. Welch (2-2), C. Benbrook (1-1), M. Lombardi (1-1), J. Moore (1-1), B. Price (1-1), T. Cehajic (1-1).

2024 Tulane Baseball
Conference statistics for Tulane Green Wave (as of Apr 21, 2024)
(AAC games only Sorted by Fielding pct)

Player	c	po	a	e	fld%	dp	sba	csb	sba%	pb	ci
33 Brady Marget	145	135	10	0	1.000	14	0	0	---	0	0
11 Teo Banks	34	32	2	0	1.000	0	0	0	---	0	0
24 Jackson Linn	19	19	0	0	1.000	0	0	0	---	0	0
45 Brock Slaton	10	9	1	0	1.000	0	0	0	---	0	0
15 Michael Lombardi	6	1	5	0	1.000	0	1	0	1.000	0	0
1 James Agabedis III	6	1	5	0	1.000	0	0	0	---	0	0
40 Tracy Mitchem	6	6	0	0	1.000	0	0	0	---	0	0
21 Ben Romano	6	6	0	0	1.000	0	0	0	---	0	0
56 Will Clements	5	3	2	0	1.000	1	3	0	1.000	0	0
34 Chandler Welch	4	2	2	0	1.000	0	2	0	1.000	0	0
53 Henry Shuffler	4	0	4	0	1.000	0	4	0	1.000	0	0
57 Jacob Moore	3	0	3	0	1.000	0	1	0	1.000	0	0
99 Trey Cehajic	2	1	1	0	1.000	1	1	0	1.000	0	0
48 Colin Reilly	1	1	0	0	1.000	0	0	0	---	0	0
35 Carter Benbrook	1	0	1	0	1.000	0	1	0	1.000	0	0
49 Logan Hurd	1	0	1	0	1.000	0	0	0	---	0	0
17 Colin Tuft	132	121	9	2	.985	1	19	3	.864	2	1
6 Marcus Cline	63	21	40	2	.968	10	0	0	---	0	0
8 Connor Rasmussen	64	24	37	3	.953	10	0	0	---	0	0
2 Gavin Schulz	37	10	23	4	.892	2	0	0	---	0	0
54 Blaise Wilcenski	6	1	4	1	.833	1	3	2	.600	0	0
9 Matthias Haas	6	5	0	1	.833	0	0	0	---	0	0
38 Luc Fladda	4	1	2	1	.750	0	2	1	.667	0	0
23 Reed Kellum	0	0	0	0	.000	0	0	0	---	0	0
36 Billy Price	0	0	0	0	.000	0	1	0	1.000	0	0
28 Tayler Montiel	0	0	0	0	.000	0	0	0	---	0	0
3 Adam Ebling	0	0	0	0	.000	0	0	0	---	0	0
39 Jake Saum	0	0	0	0	.000	0	0	0	---	0	0
14 Nathan Rose	0	0	0	0	.000	0	0	0	---	0	0
Totals	565	399	152	14	.975	15	19	3	.864	2	1
Opponents	569	406	150	13	.977	12	17	5	.773	1	0

Hitting minimums - 2.5 AB/Game
Pitching minimums - 1 Games 1.0 IP/Game