


TULANE BASEBALL

131 MLB DRAFT PICKS | 57 ALL-AMERICA SELECTIONS | 22 NCAA REGIONALS | THREE SUPER REGIONALS | TWO COLLEGE WORLD SERIES | 16 CONFERENCE TITLES


GAMES 14-16

TULANE GREEN WAVE (9-4) at UL-Lafayette (6-6)

MARCH 8-10, 2024 | 6/2/1 P.M. | LAFAYETTE, LA | M.L. 'TIGUE' MOORE FIELD AT RUSSO PARK



TULANE GREEN WAVE
Head Coach: Jay Uhlman
Record at Tulane: 31-50 (second year)
Overall: 92-72 (includes JUCO record)



ULL RAGIN' CAJUNS
Head Coach: Matt Deggs
Record at ULL: 124-85 (fifth year)
Overall: 311-203 (tenth year)

LAST TIME OUT

The Tulane baseball team won its sixth consecutive game Wednesday evening with a 9-4 triumph over visiting Grambling on Greer Field at Turchin Stadium.

The Green Wave is now 9-4 overall, while the Tigers dropped to 2-9.

Tulane center fielder Teo Banks and third baseman Gavin Schulz each homered for the Olive and Blue, while second baseman Connor Rasmussen and left fielder Jackson Linn each went 2-for-3.

Grambling catcher Demarckus Smiley knocked in two runs without the benefit of a hit (sacrifice fly, groundout).

The Wave's Billy Price (2-0) was credited with the win. The reliever allowed one run on two hits with a strikeout and walk. Tayler Montiel picked up his first save, yielding just a hit over the game's final two innings, whiffing two additional batters.

Grambling starter Carlos Peguero (0-3) allowed four runs on five hits to go with two strikeouts and three walks in a losing effort.

The Schulz homer was a solo shot in the third inning, while Banks went deep with a two-run blast to left center in the sixth.

Schulz also stole two bases as well.

TULANE PITCHING ROTATION (2024 NUMBERS)		
Friday	Saturday	Sunday
Luc Fladda	Chandler Welch	Will Clements
LHP	RHP	RHP
0-0 Record	2-0 Record	1-0 Record
12.0 IP	16.1 IP	12.0 IP
2.25 ERA	2.76 ERA	5.25 ERA
11 Ks	15 Ks	6 Ks

UL-LAFAYETTE PITCHING ROTATION (2024 NUMBERS)		
Friday	Saturday	Sunday
LP Langevin	Andrew Herrmann	Carson Fluno
RHP	LHP	RHP
1-0 Record	1-1 Record	1-0 Record
11.2 IP	11.2 IP	13.2 IP
3.09 ERA	2.31 ERA	3.95 ERA
18 Ks	20 Ks	18 Ks

48

Tulane has outscored the opposition by the combined total of 48-26 in the sixth, seventh and eighth innings in 2024.

.500

Left fielder Jackson Linn has been on a tear for the Green Wave and now leads the American Athletic Conference with a .500 batting average.

.058

Tulane's Will Clements has done a nice job thus far as the Green Wave's Sunday starter. Part of his early-season success can be traced to allowing just a .192 batting average against with the bases empty and an .091 clip with two outs.

2024 TULANE SCHEDULE

9-4 OVERALL, 0-0 THE AMERICAN

DATE	OPPONENT	TIME/RESULT	TV
FEB. 16	NORTHWESTERN	L, 0-9	ESPN+
FEB. 17	NORTHWESTERN	W, 6-2	ESPN+
FEB. 18	NORTHWESTERN	W, 12-9	ESPN+
FEB. 20	NICHOLLS	W, 3-2	ESPN+
FEB. 23	UC IRVINE	L, 4-5	ESPN+
FEB. 24	UC IRVINE	L, 4-11	ESPN+
FEB. 25	UC IRVINE	L, 7-10	ESPN+
FEB. 27	UNO	W, 6-3	ESPN+
MARCH 1	YALE	W, 11-1 (8)	ESPN+
MARCH 2	YALE	W, 11-4	ESPN+
MARCH 3	YALE	W, 4-0	ESPN+
March 5	at Nicholls	W, 14-12	ESPN+
MARCH 6	GRAMBLING	W, 9-4	ESPN+
March 8	at ULL	6 P.M.	ESPN+
March 9	at ULL	2 P.M.	ESPN+
March 10	at ULL	1 P.M.	ESPN+
March 12	at Southeastern Louisiana	6 P.M.	TBA
MARCH 15	PEPPERDINE	6:30 P.M.	ESPN+
MARCH 16	PEPPERDINE	2 P.M.	ESPN+
MARCH 17	PEPPERDINE	1 P.M.	ESPN+
MARCH 18	SAINT LOUIS	6:30 P.M.	ESPN+
March 22	at Rice*	6:30 P.M.	TBA
March 23	at Rice*	2 P.M.	TBA
March 24	at Rice*	1 P.M.	TBA
March 26	at Southern Miss	6 P.M.	TBA
MARCH 28	UTSA*	6:30 P.M.	ESPN+
MARCH 29	UTSA*	6:30 P.M.	ESPN+
MARCH 30	UTSA*	1 P.M.	ESPN+
APRIL 2	TEXAS SOUTHERN	6:30 P.M.	ESPN+
April 5	at UAB*	5 P.M.	TBA
April 6	at UAB*	2 P.M.	TBA
April 7	at UAB*	1 P.M.	TBA
April 9	at UNO	6:30 P.M.	TBA
APRIL 12	SOUTH FLORIDA*	6:30 P.M.	ESPN+
APRIL 13	SOUTH FLORIDA*	6:30 P.M.	ESPN+
APRIL 14	SOUTH FLORIDA*	1 P.M.	ESPN+
APRIL 17	SOUTH ALABAMA	6:30 P.M.	ESPN+
April 19	at FAU*	5:30 P.M.	TBA
April 20	at FAU*	3 P.M.	TBA
April 21	at FAU*	11 A.M.	TBA
APRIL 23	SOUTHERN MISS	6:30 P.M.	ESPN+
April 26	at Wichita State*	6 P.M.	TBA
April 27	at Wichita State*	2 P.M.	TBA
April 28	at Wichita State*	1 P.M.	TBA
APRIL 30	SOUTHEASTERN LOUISIANA	6:30 P.M.	ESPN+
MAY 3	MEMPHIS*	6:30 P.M.	ESPN+
MAY 4	MEMPHIS*	6:30 P.M.	ESPN+
MAY 5	MEMPHIS*	1 P.M.	ESPN+
May 7	at UNO	6:30 P.M.	TBA
MAY 10	ECU*	6:30 P.M.	ESPN+
MAY 11	ECU*	6:30 P.M.	ESPN+
MAY 12	ECU*	1 P.M.	ESPN+
May 16	at Charlotte*	5 P.M.	TBA
May 17	at Charlotte*	5 P.M.	TBA
May 18	at Charlotte*	1 P.M.	TBA
MAY 21-26	AAC TOURNAMENT^	TBA	TBA

* - Denotes American Athletic Conference game

^ - American Athletic Championship (Clearwater, Fla. - BayCare Ballpark)

Home games in **BOLD**, and played at Greer Field at Turchin Stadium
All times central time zone and subject to change.

TV: ESPN+

RADIO: 88.3 FM WRBH/Tulane Athletics & Varsity Network apps




Play-by-Play: Ken Berthelot (Friday), Corey Gloor (Saturday, Sunday)

BASEBALL SID:

Jason Corriher, Asst. AD for Strategic Communications

Email: jcorriher@tulane.edu

Cell: 740-331-1497

 / GREEN WAVE BASEBALL  @GREENWAVEBB  TULANEBASEBALL

++++ 1



2024 QUICK FACTS

University

Location	New Orleans, La.
Founded	1834
Enrollment	13,581
President	Mr. Michael A. Fitts Harvard (1975)
Athletics Director	David Harris Ole Miss (1993)

Strategic Communications

Asst. AD for Strategic Communications/Baseball Contact	Jason Corriher
Cell Phone	(740-331-1497)
E-mail	jcorriher@tulane.edu
Mailing Address	James W. Wilson Jr. Center New Orleans, LA 70118
Website	www.TulaneGreenWave.com

Coaching Staff

Head Coach	Jay Uhlman (Nevada, 1997)
Overall Record (Yrs.)	31-50 (Second Season)
Record at Tulane	92-72 (Includes JUCO record)
Assistant Coaches	Anthony Izzio (South Alabama, 2013) Justin Bridgman (Nevada, 2017) Thomas Brittle (Clemson, 2013)
General Manager, Baseball Operations/Player Development	Curtis Akey (LSU, 2007)
Baseball Office	(504) 862-8216

Team Information

Facility	Greer Field at Turchin Stadium (5,000)
Built	1991 (Renovated: 2008)
First Game	March 11, 1991 (Tulane 11, Notre Dame 4)
Dimensions	Lines: 325, Alleys: 370, Center: 400

2023 Recap

2023 Record (American Athletic Conference)	19-42 (8-16, 7th)
2023 American Athletic Conference Tournament Champions	
2023 Baton Rouge Regional Participants	

History Recap

NCAA Regional Appearances	22
1979, 1982, 1983, 1986, 1987, 1988, 1992, 1994, 1996, 1998, 1999, 2000, 2001, 2002, 2003, 2004, 2005, 2006, 2008, 2015, 2016, 2023	
NCAA Super Regional Appearances	3
2001, 2004, 2005	
College World Series Appearances	2
2001, 2005	
Overall Postseason Record	38-46 (.452)
Last Postseason Results	Baton Rouge Regional (2023) L, 7-2 vs. LSU L, 10-2 vs. Sam Houston

First Place Wave

The Green Wave's nine non-conference victories and .692 winning percentage thus far has vaulted the program to the top spot in the American Athletic Conference standings.

Streaky!

Tulane is currently riding a six-game winning streak following the 9-4 triumph over Grambling on Wednesday. The last time the program had a longer run was April 2-30, 2021 when the Olive and Blue ran off 12 straight Ws.

Welch Named AAC Pitcher of the Week

Tulane junior pitcher Chandler Welch was named American Athletic Conference Pitcher of the Week on Monday following a spectacular showing by the Slidell native on Saturday.

Welch was dominant in the 6-2 win over Northwestern as he registered a career-high 10 strikeouts to lift the Green Wave to its first victory of the season. He allowed just one hit and a hit batter in the five-inning, 78-pitch effort.

Also earning recognition was second baseman Connor Rasmussen for the AAC Honor Roll. The Fort Mill, S.C. native hit .444 this week (4-for-9) with three runs scored and seven RBI. He also posted an on-base percentage of .571 and a slugging percentage of .889 with eight assists and no errors. Unquestionably, his biggest moment of the weekend came in Sunday's rubber match with the Wildcats when he blasted a grand slam over the wall in right center to clinch the series victory.

Green Wave Opens 2024 Campaign Against Northwestern

Tulane Baseball, fresh off its 2023 American Athletic Conference championship, will kick off its 2024 season at home with a three-game weekend series against Northwestern on the newly-refurbished Greer Field at Turchin Stadium.

The two teams will square off Friday at 6:30, followed by games at 2 and 1 p.m. on Saturday and Sunday, respectively. The games will all be streamed on ESPN+ with a trio of individuals handling the Tulane Sports Network from Learfield radio call on 88.3 FM WRBH. Voice of the Green Wave Corey Gloor will call the action on Friday, while Paul Boron will handle Saturday before handing it off to Tulane Athletics Hall of Famer Todd Graffagnini on Sunday. Airtime for all three games is 15 minutes before first pitch.

On Friday, there will be a team poster

and schedule can giveaway to the first 500 fans.

Sunday will be Riptide's Kids Club Day. Kids Club members will receive free admission and there will be a giveaway of collectible Tulane Baseball cards. A postgame autograph session with Michael Lombardi, Wes Burton, Chris Diaz, Tracy Mitchem, Jacob Moore and head coach Jay Uhlman will also be held on the concourse behind home plate.

The Green Wave, which boasts the Preseason AAC Player of the Year in outfielder Teo Banks, will start UCLA transfer Jake Saum on Friday. The 5-11 lefthander went 7-2 during his time with the Bruins, sporting an earned run average of 4.31 with 74 strikeouts and 37 walks in 64 and two-thirds innings. He yielded a .243 batting average against.

The Wildcats will counter with a lefty of their own in Nolan Moor on Friday. The Colebrook, Connecticut native went 2-1 last season with a 12.81 ERA in 19 and two-thirds innings. He posted 19 strikeouts and nine free passes in 2023.

Tulane will start righty Chandler Welch on Saturday. The junior from Slidell, LA went 4-5 last season, whiffing 62 batters against 17 walks in 58 innings.

Northwestern will send Matt McClure to the hill for its second game. The Rancho Santa Margarita, California native is coming off a 2023 season that saw him go 1-6 with a 6.71 ERA in 59 innings. He also struck out 38 and walked 25.

On Sunday, the Green Wave will start 6-5 junior Will Clements. Clements hails from The Woodlands, Texas and led McLennan Junior College to the JUCO World Series a year ago, boasting an ERA of 3.50 to go with his 8-2 record in 81 and two-thirds innings. He also fanned 68 batters.

Northwestern's Sunday starter has not yet been named.

The Wildcats went 10-40 overall last season and 4-20 in the Big Ten. New head coach Ben Greenspan was hired on August 18, 2023 after serving as Associate Head Coach and Recruiting Coordinator for Michigan in 2023.

Banks, Price, Schulz Named Captains for 2024 Campaign

Tulane outfielder Teo Banks, pitcher Billy Price and infielder/outfielder Gavin Schulz have been selected as team captains by their teammates, the baseball program announced on Monday.



Banks enters this season having been named the American Athletic Conference's Preseason Player of the Year by the league's head coaches and Perfect Game.

The Odessa, Texas native hit .301 last season with 18 home runs, 46 runs scored and 51 RBI to help lead the Green Wave on a charge through the AAC Tournament, where he was named the week's Most Outstanding Player. Tulane captured the title with a surge from the bracket's No. 7 seed and earned a berth in the NCAA Tournament's Baton Rouge Regional. He also garnered second-team all-conference honors during the regular season.

Banks also led the Green Wave in slugging percentage (.607) and total bases (133) en route to adding second-team all-Louisiana Sports Writers Association (LSWA) honors over the summer.

Price made 23 appearances last season for the Green Wave and hurled 39 innings with 35 strikeouts. He also yielded a .260 batting average against, while earned AAC All-Academic honors.

Schulz played 59 games last year with 58 starts in 2023. He also claimed All-AAC Tourney honors, hitting .242 with 31 runs scored, six doubles, five home runs and 27 RBI for the season. He was also second on the roster with nine stolen bases and 35 walks.

Banks Adds to List of Preseason Honors

Tulane outfielder Teo Banks has earned another Preseason American Athletic Conference Player of the Year honor, this time from Perfect Game. The recognition comes on the heels of being given the official honor by the AAC head coaches at the end of December.

The Odessa, Texas native hit .301 last season with 18 home runs, 46 runs scored and 51 RBI to help lead the Green Wave on a charge through the American Athletic Conference Tournament, where he was named the week's Most Outstanding Player. Tulane captured the title with a surge from the bracket's No. 7 seed and earned a berth in the NCAA Tournament's Baton Rouge Regional. He also garnered second-team all-conference honors during the regular season.

Banks also led the Green Wave in slugging percentage (.607) and total bases (133) en route to adding second-team all-Louisiana Sports Writers Association (LSWA) honors over the summer.

Baseball and Marucci Join Forces in a Powerful Partnership

Tulane Baseball announced a partnership with Marucci Sports on Monday.

The agreement will provide the program with cutting-edge equipment, personalized support, and access to Marucci's expertise in player development. Marucci will work closely with the coaching staff and players to ensure they have the tools they need to excel on the field and represent Tulane with pride.

Marucci will elevate the talented team with industry-leading products, like personalized fielding gloves, and the CATX line of baseball bats. Developed with years of analytics and testing, the CATX has proven itself as one of the best bats in college athletics and been a part of many defining moments.

While #MarucciFamily is a common reference made amongst the elite group of baseball and fastpitch organizations and universities who have chosen to partner with the equipment powerhouse, the family roots run deep in the connection to the Green Wave.

"This is a great day for Tulane Baseball and we are proud to say 'we are Marucci,'" said Jay Uhlman, the Olive and Blue's head coach. His excitement is echoed by the CEO and Co-Founder of Marucci Sports, Kurt Ainsworth, who not only believes in the program but has a personal connection with Tulane. His son Alex is a proud student-athlete at Tulane, exemplifying respect and trust in the university and the baseball program.

"We are honored to support Tulane Baseball and contribute to the growth of collegiate athletics in Louisiana. This partnership is a reflection of our belief in the program's potential and the talented athletes it produces," stated Kurt Ainsworth. "Having my son attend Tulane is a source of immense pride for our family, and we are excited about the opportunities this partnership will bring to both of our organizations."

When asked about the decision to partner with Marucci, Uhlman first recognized the company's commitment to personalized service. "We are grateful for the opportunity to join forces with a group of people who value relationships first. Their level of care for the programs they serve are unequaled in our business."

Uhlman continued, "Marucci values our players and makes them feel like valued partners. All of this comes before we have even discussed the quality of the tools for development they provide."



LIFE IN THE AMERICAN

2024 AAC PRESEASON POLL

1. East Carolina (9) 81
2. Charlotte 67
3. UTSA 64
4. Florida Atlantic 54
5. South Florida (1) 47
6. Memphis 35
7. Wichita State 34
8. Rice 29
9. Tulane 25
10. UAB 14

First place votes in parentheses

2024 AAC STANDINGS

Team	Overall W-L PCT.	Conference W-L PCT.
Tulane	9-4 .692	0-0 .000
ECU	7-4 .636	0-0 .000
Wichita State	7-4 .636	0-0 .000
South Florida	7-5 .583	0-0 .000
Florida Atlantic	6-5 .545	0-0 .000
Charlotte	7-6 .538	0-0 .000
UTSA	7-6 .538	0-0 .000
Memphis	7-7 .500	0-0 .000
UAB	6-6 .500	0-0 .000
Rice	4-8 .333	0-0 .000

2024 AAC Honors

Chandler Welch (2/19, Pitcher of the Week)
 Connor Rasmussen (2/19, Honor Roll)
 Gavin Schulz (3/4, Honor Roll)

Preseason Player of the Year

Teo Banks, Tulane

Preseason Pitcher of the Year

Trey Yesavage, Jr., East Carolina

Preseason All-Conference Team

P – Trey Yesavage, Jr., East Carolina*
 P – Parker Smith, Jr., Rice
 P – Jack Cebert, Jr., South Florida
 P – Cameron Hansen, Sr., Charlotte
 P – Zach Root, So., East Carolina
 P – Caden Favors, Sr., Wichita State
 RP – Danny Beal, Sr., East Carolina
 C – Justin Wilcoxon, Sr., East Carolina
 1B – Carter Cunningham, Sr., East Carolina
 2B – Bobby Boser, Jr., South Florida
 SS – Eric Snow, So., South Florida
 3B – Matt King, Jr., UTSA
OF – Teo Banks, Jr., Tulane
 OF – Jacob Jenkins-Cowart, Jr., East Carolina
 OF – Drew Brutchter, Sr., South Florida
 DH – Ben Rozenblum, R-Sr., South Florida

*** denotes unanimous selection**

TULANE'S RECORD WHEN...

	2024
Home	8-4
Away	1-0
Neutral sites	0-0
Day	5-2
Night	4-2
vs. Left-Handed Starters	3-2
vs. Right-Handed Starters	6-2
Non-Conference Games	9-4
Midweek Games	4-0
vs. Louisiana Opponents	4-0
vs. Ranked Opponents	0-0
vs. The American	0-0
vs. SEC	0-0
vs. Sun Belt	0-0
vs. Southland	3-0
vs. Conference USA	0-0
vs. SWAC	1-0
Game 1 of Weekend Series	1-2
Game 2 of Weekend Series	2-1
Game 3 of Weekend Series	2-1
Monday	0-0
Tuesday	3-0
Wednesday	1-0
Thursday	0-0
Friday	1-2
Saturday	2-1
Sunday	2-1
February	4-4
March	5-0
April	0-0
May	0-0
1-Run Games	1-1
2-Run Games	1-0
5+ Run Games	3-2
Extra Inning Games	0-0
Shutouts	1-1
Longest Winning Streak	6 (Current, Feb. 27-Mar. 6)
Longest Losing Streak	3 (Feb. 23-25)
Come-From-Behind Wins	5
Longest Game	3:42 (3/5 at Nicholls)
Shortest Game	2:27 (3/3 vs. Yale)

AT GREER FIELD AT TURCHIN STADIUM

Opened: March 11, 1991

Rededicated: February 22, 2008
(Tulane 6, UIC 0)

First Game: March 11, 1991

(Tulane 11, Notre Dame 4)

Capacity: 5,000

Surface: AstroTurf Diamond Series

Record: 731-322-3 (32 Seasons)

YEAR-BY-YEAR

Year	W	L	T	PCT
1991	27	8	0	.771
1992	32	9	0	.780
1993	14	12	0	.538
1994	27	6	0	.818
1995	24	14	0	.632
1996	24	8	0	.750
1997	29	13	0	.690
1998	24	4	0	.857
1999	26	3	0	.897
2000	22	8	1	.733
2001	41	7	0	.854
2002	21	11	0	.656
2003	33	3	0	.917
2004	26	3	0	.897
2005	33	4	0	.892
2008	26	15	1	.631
2009	24	13	0	.649
2010	26	14	0	.650
2011	22	15	0	.595
2012	27	10	0	.730
2013	16	16	0	.500
2014	18	13	0	.580
2015	19	11	0	.633
2016	23	8	0	.742
2017	18	17	0	.514
2018	19	15	0	.559
2019	22	14	0	.611
2020	11	1	0	.917
2021	20	11	0	.645
2022	20	12	1	.621
2023	8	20	0	.286
2024	9	4	0	.692
Total	731	322	3	.694



2023-24 TULANE GREEN WAVE BASEBALL

2024 ROSTER

No.	Name	Ht.	Wt.	Pos.	B/T	Yr.	Exp.	Hometown/Last School
1	James Agabedis III	5-10	199	INF	L/R	So.	1L	Sudbury, Ma./Lawrence Academy
2	Gavin Schulz	5-9	185	INF/OF	R/R	Jr.	2L	Meraux, La./Holy Cross HS
3	Adam Ebling	6-2	201	OF/INF	R/R	RS So.	1L	St. Louis, Mo./Westminster Christian Academy
4	Mason Oñate	6-0	187	INF	L/R	Fr.	HS	Powell, Ohio/Olentangy Liberty HS
6	Marcus Cline	5-11	175	INF	L/R	Gr.	TR	Fall Creek, Wisc./UW-Milwaukee
8	Connor Rasmussen	5-11	195	INF	L/R	So.	TR	Fort Mill, S.C./East Carolina
9	Matthias Haas	6-1	200	INF/OF	R/R	Gr.	TR	Oakland, Calif./Cal Poly
11	Teo Banks	6-2	209	OF	R/R	Jr.	2L	Odessa, Texas/Odessa Permian HS
14	Nathan Rose	6-1	178	INF	R/R	Gr.	TR	Shaker Heights, Ohio/Bowling Green
15	Michael Lombardi	6-3	201	RHP/INF	R/R	So.	1L	Pound Ridge, N.Y./Fox Lane HS
16	Jonah Wachter	6-2	204	RHP	R/R	Jr.	2L	Concord, N.H./Concord HS
17	Colin Tuft	6-3	206	C	R/R	Jr.	TR	Vienna, Va./Virginia
21	Ben Romano	6-2	212	OF	R/R	RS Fr.	RS	Chester, N.J./The Hun School
22	William Good	6-2	199	C/INF	R/R	Fr.	HS	Metairie, La./Jesuit HS
23	Reed Kellum	6-3	219	C	R/R	RS Sr.	TR-1L	Jackson, Miss./Hinds CC
24	Jackson Linn	6-3	212	OF	R/R	Jr.	2L	Cambridge, Ma./Cambridge Rindge and Latin HS
26	Chris Diaz	6-0	211	OF	L/L	Fr.	HS	Pomona, N.Y./Millbrook HS
28	Taylor Montiel	6-2	205	LHP	L/L	RS So.	TR-1L	Brentwood, Tenn./Mississippi State
29	Alex Ainsworth	6-2	195	RHP	R/R	Fr.	HS	Baton Rouge, La./Catholic HS
30	Grant Cohn	5-9	192	C	R/R	Fr.	HS	Baton Rouge, La./The Dunham School
33	Brady Marget	6-5	239	INF	L/R	Jr.	2L	Whitefish Bay, Wisc./Whitefish Bay HS
34	Chandler Welch	6-0	200	RHP	R/R	Jr.	2L	Slidell, La./Holy Cross HS
35	Carter Benbrook	6-4	243	LHP	L/L	Gr.	TR	Sacramento, Calif./UC Santa Barbara
36	Billy Price	6-6	220	LHP	L/L	Gr.	TR-1L	Morristown, N.J./University of Virginia
37	Gavin Smith	6-0	195	RHP	R/R	RS Jr.	TR-1L	Cooper City, Fla./Dyersburg State
38	Luc Fladda	6-1	197	LHP	L/L	Jr.	TR	Chesterfield, Mo./Johnson County CC
39	Jake Saum	5-11	195	LHP	L/L	Gr.	TR	Ventura, Calif./UCLA
40	Tracy Mitchem	5-11	206	1B/OF	L/L	RS So.	1L	Windermere, Fla./West Orange HS
45	Brock Slaton	6-0	191	OF	L/L	Jr.	TR	Baton Rouge, La./Delgado CC
48	Colin Reilly	6-2	200	RHP	R/R	So.	1L	Sea Girt, N.J./Christian Brothers Academy
49	Logan Hurd	6-4	195	LHP	L/L	Jr.	TR	Manhattan Beach, Calif./Loyola Marymount
50	Eli Lirette	5-11	164	OF	R/R	Fr.	HS	Mandeville, La./Lakeshore HS
52	Jack Bussard	6-5	223	LHP	L/L	Fr.	HS	Reisterstown, Md./McDonogh HS
53	Henry Shuffler	6-7	234	RHP	R/R	Jr.	TR	Lafayette, La./UL-Monroe
54	Blaise Wilcenski	6-6	245	RHP	R/R	RS So.	TR	Waterford, Mich./Wharton JC
55	Wes Burton	6-8	222	RHP	R/R	Gr.	TR	Santa Monica, Calif./Indiana
56	Will Clements	6-5	235	RHP	R/R	Jr.	TR	The Woodlands, Texas/McLennan CC
57	Jacob Moore	6-5	224	RHP	R/R	RS So.	TR	Lacombe, La./LSU-Eunice
99	Trey Cehajic	6-8	243	RHP	R/R	Jr.	TR	Shreveport, La./McLennan CC

- 20 Jay Uhlman - Head Coach (5th Season at Tulane-2nd as HC; Nevada, 1997)
 5 Anthony Izzio - Assistant Coach (3rd Season at Tulane; South Alabama, 2013)
 51 Justin Bridgman - Assistant Coach (2nd Season at Tulane; Nevada, 2017)
 7 Thomas Brittle - Assistant Coach (2nd Season at Tulane; Clemson, 2013)
 Brennan Lambert - Student Assistant Coach (3rd Season at Tulane-1st as Student Assistant; Tulane, 2023)
 Curtis Akey - General Manager, Baseball Operations & Player Development (10th Season at Tulane; LSU, 2007)
 Nieko Torres - Strength and Conditioning (2nd Season at Tulane; West Virginia, 2017)
 Dr. Victoria Elia - Athletic Trainer (4th Season at Tulane; Lasell College, 2014)
 Ryan Kimberly - Director of Camps and Alumni Relations (1st Season at Tulane; Tulane, 2008)
 Frankie Niemann - Director of Analytics (6th Season at Tulane-1st as Director of Analytics; Tulane, 2022)



JAY UHLMAN

HEAD COACH | 31-50

Second Season | Nevada, 1997

Jay Uhlman was named the 25th head coach of the Tulane Baseball Program on June 7, 2022. He was named to the post after three seasons where he filled the jobs of assistant coach, recruiting coordinator, and interim head coach.

A veteran with more than 26 years of experience in four different conferences including the PAC12, BIG12, AAC, and the WAC, the Redondo Beach, California native was promoted after he led the Green Wave to the AAC Tournament Semifinals to close the 2022 campaign.

In 2023, Uhlman rallied his troops with a dynamic run from the bracket's seven seed in the American Athletic Conference Tournament, culminating with the program's first AAC tourney title (ninth overall) and 16th overall conference championship. The Olive and Blue became the lowest seed to ever win the AAC Tournament. The following weekend, Tulane took part in its 22nd NCAA Regional, this one coming in Baton Rouge. At season's end, the Green Wave saw pitcher Dylan Carmouche selected in the 15th Round by the San Francisco Giants and received the ABCA Academic Excellence Award. Tulane was one of just 11 teams in Division I to receive the honor for seven consecutive years.

He is responsible for the 2020-2021 class ranked 25th by Perfect Game, the highest-ranked class at Tulane since 2003, 36th by Collegiate Baseball.

Uhlman has spent time coaching in the junior college ranks while also having stints in the Western Athletic Conference, Pac 12, Big 12 conferences before settling into the AAC. During his career, Uhlman has coached and recruited 117 all-conference honorees, 29 All-Americans, eight conference players of the year, 29 big leaguers and 13 USA Collegiate National Team alums.

Uhlman made the move to the Big Easy in July of 2019. In his first season on the Green Wave staff, Uhlman helped guide Tulane to a 15-2 mark during the 2020 campaign – Tulane's best start to a season since 1972. Tulane's 15 wins at the end of the shortened season were tied for the most in the American Athletic Conference. In addition, Tulane had five players with a batting average of .300-or-better.

Uhlman arrived at Tulane after spending the previous nine seasons as a member of the University of Oregon staff where he was the associate head coach for the last three seasons. During his time in Eugene, the Ducks accumulated 328 wins, with 136 coming over Pac 12 opponents, to post a .606 overall winning percentage.

During his tenure with the Ducks, Uhlman was a part of a program that won 60 percent of their games, including a three-year stretch with 40-plus victories from 2012-14. In 2013, Oregon won a program-record 48 games and finished second in the league with a 22-8 record, as the Ducks qualified for the NCAA Tournament for four consecutive years, twice being selected as an overall national seed and hosting an NCAA Super Regional in 2012.

In six of his nine seasons with Oregon, Uhlman's classes were consistently ranked in the top 40 by Perfect Game, including bringing in a host of players that went on to earn 16 All-America and 39 All-Pac 12 honors. During that time Oregon had a player named as a finalist for the NCBWA Stopper of the Year three times, two semifinalists for the Dick Howser Trophy, and three semifinalists for the Golden Spikes Award.

Fifty-five (55) of Uhlman's Oregon players went on to play professionally, with two being first-round picks in the MLB Draft. Fifteen (15) of those have gone on to play in the majors.

For one season in 2011, Uhlman served as the assistant coach and recruiting coordinator at the University of Kansas, helping pull in a class that Perfect Game ranked 32nd nationally. He served as the Jayhawks' hitting coach and worked on the offense, as four players earned All-Big 12 honors and six were Big 12 All-Academic picks and six were drafted one went on to reach the big leagues.

Uhlman began his tenure at Oregon in the summer of 2009, when he served as the Ducks' volunteer assistant coach, working with the hitters and organizing on-campus recruiting efforts. In the program's second year as a varsity sport after being dormant for 28 years, Oregon tied the NCAA record for turnaround wins in a season, going from 14 in that first year back in 2009, to 40 in 2010. Oregon also went from winning four games in conference to 13, qualifying for the NCAA Storrs Regional.

In 2001, Uhlman returned to Nevada, his alma mater, as an assistant. He served as the hitting and infield coach while assisting with recruiting efforts. Nevada qualified for the WAC Tournament for four straight years, from 2006-2009, finishing second in the league three times.

Forty-two (42) Wolf Pack players were All-WAC selections, five were tabbed All-Americans, with three players earning WAC Freshman of the Year to go along with two others earning WAC Player of the Year. During his stint, 41 players went on to play professionally, with 13 receiving the call from a major league club.

Uhlman finished his degree from Nevada in 1998 while serving as a graduate assistant for the Wolf Pack. He then moved on to be an assistant coach at L.A. Harbor Junior College. In 1999 he became the head coach for two seasons at LAHC, eventually finishing with an overall record of 61-22-2 and 35-15 in the South Coast Conference.

In 2001 Uhlman's Seahawks went 33-6-1 on the season and 20-4 in the SCC to claim the league and regional championship, as he was named the conference's coach of the year. 24 total players were named All-SCC, including having the conference pitcher of the year among six All-California Community College Athletic Association picks and two All-Americans.

An All-CIF performer at Redondo Union High School, Uhlman culminated his prep career by being drafted by the Toronto Blue Jays. Uhlman moved on to LAHC where he was a two-time all-conference and All-Southern California shortstop.

He then finished his collegiate career playing at Nevada in 1995 and 1997. Uhlman was an honorable mention All-Big West Conference selection as a shortstop in 1997. The Wolf Pack led the NCAA in double plays and double plays per game during Uhlman's senior season advancing to the Lubbock Regional before the NCAA tournament expanded to 64 teams.

By The Numbers

806 Wins as a College Baseball Coach
715 Wins as an Assistant Coach
122 Players who have played professionally
117 All-Conference Players
92 Wins as a Head Coach (with 22 coming in Division I)
89 Academic All-Conference Players
29 All-Americans
29 Players who have reached the Major League
26 Years of Experience (PAC12, BIG12, AAC, WAC)
17 MLB Top 5 Round Picks
14 Postseason Appearances
13 Team USA Collegiate Players
8 Players of the Year
8 Top 40 Recruiting Classes (Since 2011 when they started ranking)
3 Golden Spikes Award Semi-Finalists
2 Dick Howser Award Semi-Finalists
2 MLB 1st Round Picks
1 Lowe's Senior CLASS All American
1 Brooks Wallace Award Finalist

Coaching Record

Year	School	Position	Record O/C	Percentage	Post Season
1998	Nevada	Graduate Assistant	31-22/17-10	0.585	BWC
1999	LA Harbor JC	Assistant Coach	21-23/14-10	0.477	
2000	LA Harbor JC	Head Coach	25-14/15-9	0.641	
2001	LA Harbor JC	Head Coach	36-8/20-4	0.818	Super Regional
2002	Nevada	Assistant Coach	25-32/10-20	0.439	
2003	Nevada	Assistant Coach	32-24/19-10	0.571	
2004	Nevada	Assistant Coach	30-29/14-16	0.508	
2005	Nevada	Assistant Coach	26-27/15-15	0.49	
2006	Nevada	Assistant Coach	26-28/11-12	0.481	WAC
2007	Nevada	Assistant Coach	35-26/15-9	0.574	WAC
2008	Nevada	Assistant Coach	34-26/18-14	0.567	WAC
2009	Nevada	Assistant Coach	25-31/10-13	0.446	WAC
2010	Oregon	Volunteer Assistant Coach	40-24/13-14	0.625	Regional
2011	Kansas	Assistant Coach/RC	26-30/9-18	0.462	
2012	Oregon	Assistant Coach	46-19/19-11	0.708	Super Regional
2013	Oregon	Assistant Coach	48-16/22-8	0.75	Regional
2014	Oregon	Assistant Coach	44-20/18-12	0.688	Regional
2015	Oregon	Assistant Coach	38-25/16-14	0.603	Regional
2016	Oregon	Assistant Coach	29-26/14-16	0.527	
2017	Oregon	Associate Head Coach	30-25/12-18	0.545	
2018	Oregon	Associate Head Coach	26-29/12-18	0.473	
2019	Oregon	Associate Head Coach	27-29/10-19	0.482	
2020	Tulane	Assistant Coach/RC	15-2/COVID	0.882	
2021	Tulane	Assistant Coach/RC	31-24/17-10	0.564	AAC
2022	Tulane	Assistant Coach/RC	30-22/10-11	0.577	AAC
		Interim Head Coach	3-4/1-2	0.429	
		Head Coach	19-42/8-16	0.311	AAC Champs/Regional
2023	Tulane	Head Coach	9-4/0-0	0.692	
Overall Head Coach			806-588 (.578)/359-329 (.522)		
			92-72 (.561)		

Major League Baseball Output

122 Total Professionals
101 Players Drafted
35 Top 10 Rounders
29 Big Leaguers (15 Oregon, 12 Nevada, 1 Kansas, 1 LA Harbor JC)
28 Active Pro Players
21 Free Agent Signings
17 Top 5 Rounders
2 First Rounders



2024 Tulane Baseball
Game Results for Tulane Green Wave (as of Mar 06, 2024)
(All games)

Date	Opponent		Score	Inns	Overall	AAC	Pitcher of record	Attend	Time
Feb 16, 2024	NORTHWESTERN	L	0-9	9	0-1-0	0-0-0	J. Saum (L 0-1)	1620	3:16
Feb 17, 2024	NORTHWESTERN	w	6-2	9	1-1-0	0-0-0	C. Welch (W 1-0)	1467	3:08
Feb 18, 2024	NORTHWESTERN	w	12-9	9	2-1-0	0-0-0	C. Benbrook (W 1-0)	1635	3:34
Feb 20, 2024	NICHOLLS	w	3-2	9	3-1-0	0-0-0	H. Shuffler (W 1-0)	1483	2:31
Feb 23, 2024	UC IRVINE	L	4-5	9	3-2-0	0-0-0	J. Saum (L 0-2)	1692	2:58
Feb 24, 2024	UC IRVINE	L	4-11	9	3-3-0	0-0-0	T. Cehajic (L 0-1)	2005	3:40
Feb 25, 2024	UC IRVINE	L	7-10	9	3-4-0	0-0-0	M. Lombardi (L 0-1)	1692	2:55
Feb 27, 2024	UNO	w	6-3	9	4-4-0	0-0-0	B. Wilcenski (W 1-0)	1738	2:34
Mar 01, 2024	YALE	w	11-1	8	5-4-0	0-0-0	B. Price (W 1-0)	1382	2:38
Mar 02, 2024	YALE	w	11-4	9	6-4-0	0-0-0	C. Welch (W 2-0)	1634	2:41
Mar 03, 2024	YALE	w	4-0	9	7-4-0	0-0-0	W. Clements (W 1-0)	1996	2:27
Mar 05, 2024	at Nicholls	w	14-12	9	8-4-0	0-0-0	J. Moore (W 1-0)	655	3:42
Mar 06, 2024	GRAMBLING	w	9-4	9	9-4-0	0-0-0	B. Price (W 2-0)	1441	3:20

* = Conference game

() extra inning game

2024 Tulane Baseball
Team Game-by-Game for Tulane Green Wave (as of Mar 06, 2024)
Batting (All games)

Date	Opponent	ab	r	h	rbi	2b	3b	hr	tb	bb	ibb	sb	cs	hbp	sac	sf	gdp	k	po	a	e	lob	avg
Feb 16	NORTHWESTERN	32	0	5	0	1	0	0	6	1	0	0	0	1	0	0	0	10	27	5	2	7	.156
Feb 17	NORTHWESTERN	33	6	12	5	3	0	0	15	7	0	1	0	2	1	0	1	5	27	7	2	13	.262
Feb 18	NORTHWESTERN	27	12	8	12	1	0	1	12	10	0	1	0	5	2	2	1	8	27	12	2	10	.272
Feb 20	NICHOLLS	27	3	8	3	4	0	0	12	1	0	0	0	1	2	2	0	10	27	9	2	6	.277
Feb 23	UC IRVINE	37	4	9	4	2	0	1	14	4	0	0	0	0	0	0	0	9	27	8	2	10	.269
Feb 24	UC IRVINE	33	4	7	4	3	0	2	16	4	0	2	0	1	1	0	0	8	27	13	2	8	.259
Feb 25	UC IRVINE	34	7	7	7	1	0	4	20	5	0	0	0	0	0	0	0	9	27	9	0	5	.251
Feb 27	UNO	33	6	9	5	1	1	3	21	2	0	1	0	1	1	0	0	8	27	9	1	7	.254
Mar 01	YALE	27	11	9	11	1	1	0	12	7	0	0	0	3	0	3	0	5	24	6	0	8	.261
Mar 02	YALE	29	11	11	9	4	0	0	15	9	0	1	0	2	2	2	1	2	27	16	1	9	.272
Mar 03	YALE	30	4	8	4	1	0	0	9	1	0	3	0	0	0	0	1	8	27	14	1	3	.272
Mar 05	at Nicholls	42	14	15	14	3	1	3	29	7	0	0	1	2	0	2	0	12	27	10	1	12	.281
Mar 06	GRAMBLING	30	9	8	7	1	0	2	15	12	0	3	0	4	0	1	1	5	27	4	1	14	.280
Totals		414	91	116	85	26	3	16	196	70	0	12	1	22	9	12	5	99	348	122	17	112	.280

2024 Tulane Baseball
Team Game-by-Game for Tulane Green Wave (as of Mar 06, 2024)
Pitching (All games)

Date	Opponent	ip	h	r	er	bb	so	2b	3b	hr	wp	bk	hbp	dp	ibb	score	w-l	sv	era
Feb 16	NORTHWESTERN	9.0	12	9	9	8	16	2	0	0	2	0	1	0	0	0-9	0-1	0	9.00
Feb 17	NORTHWESTERN	9.0	4	2	1	1	13	1	0	0	1	0	2	0	0	6-2	1-1	1	5.00
Feb 18	NORTHWESTERN	9.0	12	9	8	4	8	3	0	0	3	0	2	1	0	12-9	2-1	1	6.00
Feb 20	NICHOLLS	9.0	10	2	1	0	3	2	0	0	0	0	0	1	0	3-2	3-1	2	4.75
Feb 23	UC IRVINE	9.0	4	5	5	4	6	1	0	0	1	0	4	0	0	4-5	3-2	2	4.80
Feb 24	UC IRVINE	9.0	16	11	10	3	6	5	0	0	0	0	8	1	0	4-11	3-3	2	5.67
Feb 25	UC IRVINE	9.0	12	10	10	7	2	2	1	2	0	0	3	0	0	7-10	3-4	2	6.29
Feb 27	UNO	9.0	7	3	2	3	10	1	0	1	0	0	1	1	0	6-3	4-4	3	5.75
Mar 01	YALE	8.0	3	1	1	8	7	0	0	0	0	0	0	0	0	11-1	5-4	3	5.29
Mar 02	YALE	9.0	10	4	2	3	3	2	0	1	0	0	0	1	0	11-4	6-4	3	4.96
Mar 03	YALE	9.0	6	0	0	0	8	0	0	0	1	0	1	2	0	4-0	7-4	3	4.50
Mar 05	at Nicholls	9.0	17	12	11	6	9	4	0	1	1	0	0	0	0	14-12	8-4	4	5.05
Mar 06	GRAMBLING	9.0	5	4	4	5	9	1	0	0	3	0	0	0	0	9-4	9-4	5	4.97
Totals		116.0	118	72	64	52	100	24	1	5	12	0	22	7	0	91-72	9-4	5	4.97

2024 Tulane Baseball
Games Summary for Tulane Green Wave (as of Mar 06, 2024)
(All games)

Score by innings	1	2	3	4	5	6	7	8	9	Total
Tulane Green Wave	3	5	9	17	4	15	13	20	5	91
Opponents	7	6	6	10	7	8	9	9	10	72

Record when ...										
Overall	9-4							After 6 leading	7-0	
Conference	0-0						 trailing	2-3	
Non-Conference	9-4						 tied	0-1	
Home games	8-4							After 7 leading	7-0	
Away games	1-0						 trailing	0-4	
Neutral site	0-0						 tied	2-0	
Day games	4-2							After 8 leading	8-0	
Night games	5-2						 trailing	0-4	
vs Left starter	3-2						 tied	0-0	
vs Right starter	6-2									
1-Run games	1-1							Hit 0 home runs	5-1	
2-Run games	1-0							... 1 home run	1-1	
5+Run games	3-2							... 2+ home runs	3-2	
Extra innings	0-0									
Shutouts	1-1							Opponent 0 home runs	6-3	
							 1 home run	3-0	
Scoring 0-2 runs	0-1						 2+ HRs	0-1	
..... 3-5 runs	2-2									
..... 6-9 runs	3-1							Made 0 errors	1-1	
..... 10+ runs	4-0						 1 error	5-0	
							 2+ errors	3-3	
Opponent 0-2 runs	4-0									
..... 3-5 runs	3-1							Opp. made 0 errors	2-3	
..... 6-9 runs	1-1						 1 error	4-1	
..... 10+ runs	1-2						 2+ errors	3-0	
Scored in 1st inning	1-0							Out-hit opponent	6-1	
Opp. scored in 1st	2-2							Out-hit by opponent	3-3	
Scores first	5-1							Hits are tied	0-0	
Opp. scores first	4-3									

Record when team scores:											
Runs	0	1	2	3	4	5	6	7	8	9	10+
W-L	0-1	0-0	0-0	1-0	1-2	0-0	2-0	0-1	0-0	1-0	4-0

Record when opponent scores:											
Runs	0	1	2	3	4	5	6	7	8	9	10+
W-L	1-0	1-0	2-0	1-0	2-0	0-1	0-0	0-0	0-0	1-1	1-2

Record when leading after:											
Inn.	1	2	3	4	5	6	7	8			
W-L	1-0	2-1	3-2	6-1	8-0	7-0	7-0	8-0			

Record when trailing after:											
Inn.	1	2	3	4	5	6	7	8			
W-L	2-2	2-2	3-1	1-3	1-3	2-3	0-4	0-4			

Record when tied after:											
Inn.	1	2	3	4	5	6	7	8			
W-L	6-2	5-1	3-1	2-0	0-1	0-1	2-0	0-0			

Current winning streak: 6
Longest winning streak: 6
Longest losing streak: 3

Home attendance : 19785 (12 dates avg = 1648)
Away attendance : 655 (1 dates avg = 655)
Total attendance: 20440 (13 dates avg = 1572)

2024 Tulane Baseball
 Batting Leaders for Tulane Green Wave (as of Mar 06, 2024)
 (All games)

Hitting minimums - 2.5 AB/Game
 Pitching minimums - 1 Games 1.0 IP/Game

Batting avg		Slugging pct		On base pct	
1. 14 Nathan Rose	.317	1. 8 Connor Rasmussen	.545	1. 14 Nathan Rose	.462
2. Gavin Schulz	.317	2. 6 Marcus Cline	.526	2. 33 Brady Marget	.417
3. 6 Marcus Cline	.316	3. 2 Gavin Schulz	.512	3. 8 Connor Rasmussen	.414
4. 8 Connor Rasmussen	.295	14 Nathan Rose	.512	4. 6 Marcus Cline	.409
5. 33 Brady Marget	.292	5. 33 Brady Marget	.396	5. 2 Gavin Schulz	.404
Runs scored		Hits		Runs batted in	
1. 8 Connor Rasmussen	13	1. 24 Jackson Linn	15	1. 8 Connor Rasmussen	14
2. 11 Teo Banks	11	2. 33 Brady Marget	14	2. 2 Gavin Schulz	12
3. 17 Colin Tuft	10	3. 8 Connor Rasmussen	13	3. 11 Teo Banks	10
4. 14 Nathan Rose	9	14 Nathan Rose	13	4. 33 Brady Marget	9
6 Marcus Cline	9	2 Gavin Schulz	13	5. 24 Jackson Linn	8
Doubles		Triples		Home runs	
1. 14 Nathan Rose	5	1. 24 Jackson Linn	1	1. 11 Teo Banks	3
2. 6 Marcus Cline	3	6 Marcus Cline	1	24 Jackson Linn	3
8 Connor Rasmussen	3	8 Connor Rasmussen	1	3. 8 Connor Rasmussen	2
4. 6 tied at.....	2			2 Gavin Schulz	2
				5. 6 tied at.....	1
Total bases		Walks		Hit by pitch	
1. 24 Jackson Linn	28	1. 33 Brady Marget	10	1. 8 Connor Rasmussen	4
2. 8 Connor Rasmussen	24	2. 17 Colin Tuft	9	11 Teo Banks	4
3. 14 Nathan Rose	21	14 Nathan Rose	9	3. 45 Brock Slaton	3
2 Gavin Schulz	21	4. 8 Connor Rasmussen	7	4. 3 tied at.....	2
5. 6 Marcus Cline	20	2 Gavin Schulz	7		
Sac bunts		Sac flies		Stolen bases	
1. 6 Marcus Cline	4	1. 8 Connor Rasmussen	3	1. 24 Jackson Linn	3
2. 15 Michael Lombardi	3	2 Gavin Schulz	3	2 Gavin Schulz	3
3. 17 Colin Tuft	1	3. 45 Brock Slaton	2	3. 8 Connor Rasmussen	2
45 Brock Slaton	1	4. 4 tied at.....	1	4. 4 tied at....	1
Caught stealing		Steal attempts		Stolen base pct	
1. 33 Brady Marget	1	1. 2 Gavin Schulz	3	1. 11 Teo Banks	1.000
		24 Jackson Linn	3	45 Brock Slaton	1.000
		3. 8 Connor Rasmussen	2	8 Connor Rasmussen	1.000
		4. 5 tied at...	1	2 Gavin Schulz	1.000
				17 Colin Tuft	1.000
Strikeouts		Grounded into DP		Total plate appearances	
1. 45 Brock Slaton	17	1. 14 Nathan Rose	2	1. 33 Brady Marget	60
2. 11 Teo Banks	14	2. 40 Tracy Mitchem	1	11 Teo Banks	60
3. 17 Colin Tuft	13	6 Marcus Cline	1	3. 8 Connor Rasmussen	58
4. 33 Brady Marget	11	33 Brady Marget	1	45 Brock Slaton	58
5. 8 Connor Rasmussen	10			5. 2 tied at....	53
At bats		Games played		Game starts	
1. 11 Teo Banks	53	1. 8 tied at...	13	1. 6 tied at.....	13
2. 33 Brady Marget	48				
3. 45 Brock Slaton	47				
4. 8 Connor Rasmussen	44				
5. 2 tied at.....	41				
Games as sub					
1. 1 James Agabedis III	8				
2. 21 Ben Romano	6				
3. 3 Adam Ebling	5				
9 Matthias Haas	5				
5. 2 tied at.....	4				

2024 Tulane Baseball
Pitching Leaders for Tulane Green Wave (as of Mar 06, 2024)
(All games)

Hitting minimums - 2.5 AB/Game
Pitching minimums - 1 Games 1.0 IP/Game

Earned run avg		Opposing bat avg		Won-loss pct	
1. 34 Chandler Welch	2.76	1. 34 Chandler Welch	.277	1. 34 Chandler Welch	1.000
Wins		Losses		Saves	
1. 34 Chandler Welch	2	1. 39 Jake Saum	2	1. 99 Trey Cehajic	3
36 Billy Price	2	2. 15 Michael Lombardi	1	2. 53 Henry Shuffler	1
3. 5 tied at.....	1	99 Trey Cehajic	1	28 Tayler Montiel	1
Innings pitched		Batters struck out		Appearances	
1. 34 Chandler Welch	16.1	1. 34 Chandler Welch	15	1. 35 Carter Benbrook	6
		2. 35 Carter Benbrook	11	53 Henry Shuffler	6
		38 Luc Fladda	11	57 Jacob Moore	6
		4. 57 Jacob Moore	10	4. 3 tied at....	5
		5. 39 Jake Saum	9		
Games started		Games finished		Games in relief	
1. 34 Chandler Welch	3	1. 99 Trey Cehajic	4	1. 53 Henry Shuffler	6
39 Jake Saum	3	2. 53 Henry Shuffler	2	57 Jacob Moore	6
56 Will Clements	3	28 Tayler Montiel	2	3. 4 tied at.....	5
4. 38 Luc Fladda	2	4. 5 tied at....	1		
5. 2 tied at.....	1				
Wild pitches		Balks		Hit batters	
1. 99 Trey Cehajic	3			1. 34 Chandler Welch	5
49 Logan Hurd	3			2. 99 Trey Cehajic	3
3. 6 tied at.....	1			56 Will Clements	3
				39 Jake Saum	3
				5. 3 tied at.....	2
Intentional BB allowed		Runners picked off		Batters SO out looking	
				1. 38 Luc Fladda	5
				35 Carter Benbrook	5
				3. 34 Chandler Welch	4
				4. 3 tied at.....	3
Sac bunts allowed		Sac flies allowed		Hits allowed	
1. 35 Carter Benbrook	3	1. 57 Jacob Moore	2	1. 34 Chandler Welch	18
2. 6 tied at.....	1	2. 5 tied at....	1		
Runs allowed		Earned runs allowed		Walks allowed	
1. 34 Chandler Welch	7	1. 34 Chandler Welch	5	1. 34 Chandler Welch	2
Doubles allowed		Triples allowed		Home runs allowed	
1. 34 Chandler Welch	3	1. 34 Chandler Welch	0	1. 34 Chandler Welch	1

2024 Tulane Baseball
Fielding Leaders for Tulane Green Wave (as of Mar 06, 2024)
(All games)

Pitching minimums - 1 Games 1.0 IP/Game

Fielding pct		Chances		Putouts	
1. 33 Brady Marget	1.000	1. 17 Colin Tuft	103	1. 33 Brady Marget	95
8 Connor Rasmussen	1.000	2. 33 Brady Marget	100	2. 17 Colin Tuft	93
11 Teo Banks	1.000	3. 6 Marcus Cline	63	3. 11 Teo Banks	32
45 Brock Slaton	1.000	4. 8 Connor Rasmussen	58	4. 8 Connor Rasmussen	31
1 James Agabedis III	1.000	5. 11 Teo Banks	32	5. 2 tied at.....	20
Assists		Errors		Fielding double plays	
1. 6 Marcus Cline	40	1. 15 Michael Lombardi	6	1. 8 Connor Rasmussen	6
2. 8 Connor Rasmussen	27	2. 6 Marcus Cline	3	33 Brady Marget	6
3. 2 Gavin Schulz	14	3. 2 Gavin Schulz	2	3. 6 Marcus Cline	4
4. 15 Michael Lombardi	8	17 Colin Tuft	2	4. 3 tied at....	1
17 Colin Tuft	8	5. 4 tied at.....	1		
Stolen bases against		Caught stealing by		Steal attempts against	
1. 17 Colin Tuft	13	1. 17 Colin Tuft	4	1. 17 Colin Tuft	17
2. 15 Michael Lombardi	3	2. 57 Jacob Moore	1	2. 34 Chandler Welch	4
34 Chandler Welch	3	56 Will Clements	1	3. 15 Michael Lombardi	3
4. 35 Carter Benbrook	2	34 Chandler Welch	1	53 Henry Shuffler	3
53 Henry Shuffler	2	53 Henry Shuffler	1	5. 3 tied at.....	2
Passed balls		Catchers interference			

2024 Tulane Baseball
Miscellaneous Stats for Tulane Green Wave (as of Mar 06, 2024)
(All games)

Multiple Hit Games	2	3	4	5+	Total
8 Connor Rasmussen	5	-	-	-	5
24 Jackson Linn	2	1	1	-	4
2 Gavin Schulz	2	1	-	-	3
14 Nathan Rose	2	1	-	-	3
45 Brock Slaton	3	-	-	-	3
17 Colin Tuft	3	-	-	-	3
11 Teo Banks	2	-	-	-	2
33 Brady Marget	1	1	-	-	2
6 Marcus Cline	2	-	-	-	2
TEAM	22	4	1	0	27

Multiple RBI Games	2	3	4	5+	Total
11 Teo Banks	2	1	-	-	3
33 Brady Marget	3	-	-	-	3
8 Connor Rasmussen	2	-	-	1	3
2 Gavin Schulz	2	-	1	-	3
24 Jackson Linn	2	-	-	-	2
45 Brock Slaton	1	-	-	-	1
6 Marcus Cline	-	1	-	-	1
17 Colin Tuft	-	1	-	-	1
14 Nathan Rose	1	-	-	-	1
TEAM	13	3	1	1	18

Hitting Streaks	Longest	Current
33 Brady Marget	6	-
45 Brock Slaton	6	6
24 Jackson Linn	4	4
14 Nathan Rose	4	-
15 Michael Lombardi	4	1
2 Gavin Schulz	4	4
6 Marcus Cline	4	2
8 Connor Rasmussen	3	1
11 Teo Banks	2	1
17 Colin Tuft	2	2
21 Ben Romano	1	-
9 Matthias Haas	1	-

Reached Base Streaks	Longest	Current
45 Brock Slaton	12	12
24 Jackson Linn	7	7
14 Nathan Rose	7	5
33 Brady Marget	7	7
2 Gavin Schulz	6	4
17 Colin Tuft	5	5
8 Connor Rasmussen	4	1
15 Michael Lombardi	4	1
6 Marcus Cline	4	2
11 Teo Banks	3	1
9 Matthias Haas	3	-
40 Tracy Mitchem	2	2
23 Reed Kellum	2	2
1 James Agabedis III	1	-
21 Ben Romano	1	-
3 Adam Ebling	1	1

2024 Tulane Baseball
Miscellaneous Stats for Tulane Green Wave (as of Mar 06, 2024)
(All games)

Starting Lineup By Position
(Team W-L record when starter)

PITCHER:		
34 Chandler Welch	3	(2-1)
56 Will Clements	3	(2-1)
39 Jake Saum	3	(1-2)
38 Luc Fladda	2	(2-0)
15 Michael Lombardi	1	(1-0)
35 Carter Benbrook	1	(1-0)
CATCHER:		
17 Colin Tuft	12	(8-4)
23 Reed Kellum	1	(1-0)
FIRST BASE:		
33 Brady Marget	13	(9-4)
SECOND BASE:		
8 Connor Rasmussen	13	(9-4)
THIRD BASE:		
2 Gavin Schulz	7	(6-1)
15 Michael Lombardi	6	(3-3)
SHORTSTOP:		
6 Marcus Cline	13	(9-4)
LEFT FIELD:		
24 Jackson Linn	7	(6-1)
2 Gavin Schulz	6	(3-3)
CENTER FIELD:		
11 Teo Banks	13	(9-4)
RIGHT FIELD:		
45 Brock Slaton	12	(8-4)
9 Matthias Haas	1	(1-0)
DESIGNATED HITTER:		
14 Nathan Rose	13	(9-4)

Starting Lineup By Lineup Spot
(Team W-L record when starter)

LEADOFF:		
45 Brock Slaton	9	(6-3)
17 Colin Tuft	2	(2-0)
11 Teo Banks	1	(0-1)
8 Connor Rasmussen	1	(1-0)
2ND SPOT:		
11 Teo Banks	10	(7-3)
33 Brady Marget	3	(2-1)
3RD SPOT:		
33 Brady Marget	10	(7-3)
11 Teo Banks	2	(2-0)
14 Nathan Rose	1	(0-1)
CLEANUP:		
14 Nathan Rose	10	(7-3)
8 Connor Rasmussen	1	(1-0)
9 Matthias Haas	1	(1-0)
17 Colin Tuft	1	(0-1)
5TH SPOT:		
8 Connor Rasmussen	7	(4-3)
17 Colin Tuft	4	(3-1)
14 Nathan Rose	1	(1-0)
45 Brock Slaton	1	(1-0)
6TH SPOT:		
17 Colin Tuft	5	(3-2)
8 Connor Rasmussen	3	(3-0)
15 Michael Lombardi	1	(0-1)
23 Reed Kellum	1	(1-0)
2 Gavin Schulz	1	(0-1)
45 Brock Slaton	1	(1-0)
14 Nathan Rose	1	(1-0)
7TH SPOT:		
24 Jackson Linn	6	(6-0)
2 Gavin Schulz	5	(3-2)
45 Brock Slaton	1	(0-1)
8 Connor Rasmussen	1	(0-1)
8TH SPOT:		
6 Marcus Cline	10	(9-1)
2 Gavin Schulz	1	(0-1)
15 Michael Lombardi	1	(0-1)
24 Jackson Linn	1	(0-1)
9TH SPOT:		
2 Gavin Schulz	6	(6-0)
15 Michael Lombardi	4	(3-1)
6 Marcus Cline	3	(0-3)

STARTERS SUMMARY

[illegible]

2024 Tulane Baseball
Overall Statistics for Tulane Green Wave (as of Mar 06, 2024)
(All games Sorted by Batting avg)

Record: 9-4 Home: 8-4 Away: 1-0 AAC: 0-0

Player	avg	gp-gs	ab	r	h	2b	3b	hr	rbi	tb	slg%	bb	hp	so	gdp	ob%	sf	sh	sb-att	po	a	e	fld%
14 Nathan Rose	.317	13-13	41	9	13	5	0	1	5	21	.512	9	2	9	2	.462	0	0	0-0	0	0	0	.000
2 Gavin Schulz	.317	13-13	41	7	13	2	0	2	12	21	.512	7	1	4	0	.404	3	0	3-3	9	14	2	.920
6 Marcus Cline	.316	13-13	38	9	12	3	1	1	7	20	.526	5	1	5	1	.409	0	4	0-0	20	40	3	.952
8 Connor Rasmussen	.295	13-13	44	13	13	3	1	2	14	24	.545	7	4	10	0	.414	3	0	2-2	31	27	0	1.000
33 Brady Marget	.292	13-13	48	7	14	2	0	1	9	19	.396	10	1	11	1	.417	1	0	0-1	95	5	0	1.000
45 Brock Slaton	.255	13-12	47	8	12	2	0	1	5	17	.362	5	3	17	0	.351	2	1	1-1	20	2	0	1.000
17 Colin Tuft	.200	13-12	40	10	8	2	0	1	6	13	.325	9	2	13	0	.365	1	1	1-1	93	8	2	.981
11 Teo Banks	.151	13-13	53	11	8	1	0	3	10	18	.340	3	4	14	0	.250	0	0	1-1	32	0	0	1.000

24 Jackson Linn	.500	11-7	30	8	15	2	1	3	8	28	.933	3	0	7	0	.545	0	0	3-3	18	0	1	.947
9 Matthias Haas	.500	6-1	4	1	2	1	0	1	2	6	1.500	3	0	0	0	.625	1	0	0-0	3	1	0	1.000
15 Michael Lombardi	.313	7-6	16	2	5	2	0	0	3	7	.438	2	1	3	0	.421	0	3	1-1	4	8	6	.667
21 Ben Romano	.250	6-0	4	1	1	1	0	0	1	2	.500	0	0	3	0	.250	0	0	0-0	2	0	0	1.000
40 Tracy Mitchem	.000	4-0	3	0	0	0	0	0	0	0	.000	1	1	1	1	.400	0	0	0-0	0	0	0	.000
1 James Agabedis III	.000	8-0	2	2	0	0	0	0	2	0	.000	2	0	2	0	.400	1	0	0-0	6	2	0	1.000
23 Reed Kellum	.000	3-1	2	1	0	0	0	0	0	0	.000	2	2	0	0	.667	0	0	0-0	9	0	1	.900
3 Adam Ebling	.000	5-0	1	2	0	0	0	0	1	0	.000	2	0	0	0	.667	0	0	0-0	2	0	0	1.000
Totals	.280	13	414	91	116	26	3	16	85	196	.473	70	22	99	5	.402	12	9	12-13	348	122	17	.965
Opponents	.264	13	447	72	118	24	1	5	69	159	.356	52	22	100	6	.364	7	9	14-18	325	106	15	.966

LOB - Team (112), Opp (117). DPs turned - Team (7), Opp (6). CI - Team (0), Opp (1).

(All games Sorted by Earned run avg)

Player	era	w-l	app	gs	cg	sho	sv	ip	h	r	er	bb	so	2b	3b	hr	b/avg	wp	hp	bk	sfa	sha
34 Chandler Welch	2.76	2-0	3	3	0	0/0	0	16.1	18	7	5	2	15	3	0	1	.277	0	5	0	0	0

53 Henry Shuffler	0.00	1-0	6	0	0	0/1	1	8.2	1	0	0	2	7	0	0	0	.038	0	2	0	0	0
57 Jacob Moore	1.08	1-0	6	0	0	0/0	0	8.1	6	1	1	2	10	2	0	0	.214	0	0	0	2	1
36 Billy Price	1.69	2-0	5	0	0	0/0	0	10.2	4	3	2	6	3	0	0	1	.114	0	0	0	0	0
54 Blaise Wilcenski	2.00	1-0	4	0	0	0/0	0	9.0	10	2	2	3	8	2	0	1	.270	1	1	0	0	1
38 Luc Fladda	2.25	0-0	4	2	0	0/0	0	12.0	13	4	3	3	11	3	0	0	.283	0	0	0	1	1
28 Tayler Montiel	3.00	0-0	2	0	0	0/0	1	3.0	2	1	1	1	3	1	0	0	.200	0	0	0	1	0
99 Trey Cehajic	5.19	0-1	5	0	0	0/1	3	8.2	11	8	5	2	4	5	0	0	.282	3	3	0	0	1
56 Will Clements	5.25	1-0	3	3	0	0/1	0	12.0	13	7	7	2	6	1	0	1	.283	1	3	0	1	1
15 Michael Lombardi	7.71	0-1	4	1	0	0/0	0	4.2	4	4	4	6	6	2	0	0	.250	1	2	0	1	1
35 Carter Benbrook	10.61	1-0	6	1	0	0/0	0	9.1	14	11	11	7	11	0	1	0	.368	1	1	0	0	3
49 Logan Hurd	11.25	0-0	5	0	0	0/1	0	4.0	3	6	5	3	5	2	0	0	.188	3	2	0	0	0
39 Jake Saum	13.50	0-2	3	3	0	0/0	0	7.1	10	11	11	9	9	1	0	1	.323	0	3	0	0	0
16 Jonah Wachter	22.50	0-0	2	0	0	0/0	0	2.0	7	5	5	3	2	1	0	0	.583	1	0	0	1	0
48 Colin Reilly	99.00	0-0	1	0	0	0/0	0	0.0	2	2	2	1	0	1	0	0	1.000	1	0	0	0	0
Totals	4.97	9-4	13	13	0	1/1	5	116.0	118	72	64	52	100	24	1	5	.264	12	22	0	7	9
Opponents	6.73	4-9	13	13	0	1/1	3	108.1	116	91	81	70	99	26	3	16	.280	18	22	3	12	9

PB - Team (0), Opp (2). SBA/ATT - C. Tuft (13-17), C. Welch (3-4), H. Shuffler (2-3), M. Lombardi (3-3), W. Clements (1-2), J. Moore (1-2), C. Benbrook (2-2), B. Wilcenski (1-1), R. Kellum (1-1), B. Price (1-1).

2024 Tulane Baseball
Overall Statistics for Tulane Green Wave (as of Mar 06, 2024)
(All games Sorted by Fielding pct)

Player	c	po	a	e	fld%	dp	sba	csb	sba%	pb	ci
33 Brady Marget	100	95	5	0	1.000	6	0	0	---	0	0
8 Connor Rasmussen	58	31	27	0	1.000	6	0	0	---	0	0
11 Teo Banks	32	32	0	0	1.000	0	0	0	---	0	0
45 Brock Slaton	22	20	2	0	1.000	0	0	0	---	0	0
1 James Agabedis III	8	6	2	0	1.000	0	0	0	---	0	0
9 Matthias Haas	4	3	1	0	1.000	0	0	0	---	0	0
54 Blaise Wilcenski	3	0	3	0	1.000	0	1	0	1.000	0	0
56 Will Clements	3	0	3	0	1.000	0	1	1	.500	0	0
21 Ben Romano	2	2	0	0	1.000	0	0	0	---	0	0
38 Luc Fladda	2	0	2	0	1.000	0	0	0	---	0	0
3 Adam Ebling	2	2	0	0	1.000	0	0	0	---	0	0
34 Chandler Welch	2	1	1	0	1.000	0	3	1	.750	0	0
39 Jake Saum	2	0	2	0	1.000	0	0	0	---	0	0
49 Logan Hurd	1	1	0	0	1.000	0	0	0	---	0	0
53 Henry Shuffler	1	1	0	0	1.000	0	2	1	.667	0	0
17 Colin Tuft	103	93	8	2	.981	1	13	4	.765	0	0
6 Marcus Cline	63	20	40	3	.952	4	0	0	---	0	0
24 Jackson Linn	19	18	0	1	.947	0	0	0	---	0	0
2 Gavin Schulz	25	9	14	2	.920	1	0	0	---	0	0
23 Reed Kellum	10	9	0	1	.900	0	1	0	1.000	0	0
35 Carter Benbrook	4	0	3	1	.750	0	2	0	1.000	0	0
15 Michael Lombardi	18	4	8	6	.667	1	3	0	1.000	0	0
99 Trey Cehajic	3	1	1	1	.667	0	0	0	---	0	0
14 Nathan Rose	0	0	0	0	.000	0	0	0	---	0	0
48 Colin Reilly	0	0	0	0	.000	0	0	0	---	0	0
40 Tracy Mitchem	0	0	0	0	.000	0	0	0	---	0	0
57 Jacob Moore	0	0	0	0	.000	0	1	1	.500	0	0
36 Billy Price	0	0	0	0	.000	0	1	0	1.000	0	0
28 Tayler Montiel	0	0	0	0	.000	0	0	0	---	0	0
16 Jonah Wachter	0	0	0	0	.000	0	0	0	---	0	0
Totals	487	348	122	17	.965	7	14	4	.778	0	0
Opponents	446	325	106	15	.966	6	12	1	.923	2	1

Hitting minimums - 2.5 AB/Game
Pitching minimums - 1 Games 1.0 IP/Game