


# TULANE BASEBALL

131 MLB DRAFT PICKS | 57 ALL-AMERICA SELECTIONS | 22 NCAA REGIONALS | THREE SUPER REGIONALS | TWO COLLEGE WORLD SERIES | 16 CONFERENCE TITLES

GAMES 25


**TULANE GREEN WAVE (15-9) at SOUTHERN MISS (15-9)**

MARCH 26, 2024 | 6 PM | HATTIESBURG, MS | PETE TAYLOR PARK



**TULANE GREEN WAVE**  
Head Coach: Jay Uhlman  
Overall: 98-77 (includes JUCO record)  
Record at Tulane: 37-55 (second year)

**SOUTHERN MISS GOLDEN EAGLES**  
Head Coach: Christian Ostrander  
Overall: 15-9 (first season)  
Record at Rice: same



## PITCHING MATCHUP

The starting pitchers for tonight's game will pit Tulane's Michael Lombardi (1-1, 3.29 ERA) vs. McCarty English (0-0, 6.28 ERA).

Lombardi has struck out 20 batters in 13 and two-thirds innings, allowing five runs on 10 hits with 10 walks. The opposition is hitting just .204 against him.

English has whiffed 17 in 14 and one-third innings, allowing 12 runs (10 earned) on 14 hits with six walks. Opponents are hitting .241 against him.

## LAST TIME OUT

The Rice baseball team put up four runs in the first five innings and made them stand up as it claimed a 4-2 victory over Tulane Sunday afternoon at Reckling Park.

Tulane fell to 15-9 overall and Rice improved to 9-15. The Owls' victory averted a sweep following Green Wave victories on Friday (14-7 in 11 innings) and Saturday (10-1). It was the first time Tulane had captured a regular season conference series over the Owls.

Rice reliever Ryland Urbanczyk (1-3) got the win, tossing three and a third innings and allowing two runs on four hits with five strikeouts and no walks. Davion Hickson nailed down his fourth save, striking out the side in the ninth.

In total, the Owls' pitching staff struck out 12 batters and walked none.

Tulane starter Will Clements (1-2) took the defeat, giving up four runs (three earned) on five hits with two strikeouts and two walks. Green Wave relievers Henry Shuffler

Pitcher Chandler Welch and third baseman Gavin Schulz were named to the AAC Honor Roll.

16

Tulane catcher Colin Tuft has reached base in 16 consecutive games, the Wave's second-longest streak of the season. Right fielder Brock Slaton had an 18-game such streak snapped in the series finale against Pepperdine.

10-34

The Green Wave's pitching staff has allowed a league-low 10 home runs.

Offensively, the team is second in the conference in long balls (34, Memphis-42).

4, 1-2

Tulane's Chandler Welch (4) and Luc Fladda (5), the Green Wave's top two weekend starters, currently stand 1-2 in the American Athletic Conference in walks allowed (among qualified pitchers).

## 2024 TULANE SCHEDULE

15-9 OVERALL, 2-1 THE AMERICAN

DATE	OPPONENT	TIME/RESULT	TV
FEB. 16	NORTHWESTERN	L, 0-9	ESPN+
FEB. 17	NORTHWESTERN	W, 6-2	ESPN+
FEB. 18	NORTHWESTERN	W, 12-9	ESPN+
FEB. 20	NICHOLLS	W, 3-2	ESPN+
FEB. 23	UC IRVINE	L, 4-5	ESPN+
FEB. 24	UC IRVINE	L, 4-11	ESPN+
FEB. 25	UC IRVINE	L, 7-10	ESPN+
FEB. 27	UNO	W, 6-3	ESPN+
MARCH 1	YALE	W, 11-1 (8)	ESPN+
MARCH 2	YALE	W, 11-4	ESPN+
MARCH 3	YALE	W, 4-0	ESPN+
March 5	at Nicholls	W, 14-12	ESPN+
MARCH 6	GRAMBLING	W, 9-4	ESPN+
March 8	at ULL	W, 11-8	ESPN+
March 9	at ULL	L, 4-5 (10)	ESPN+
March 10	at ULL	L, 3-4	ESPN+
March 12	at Southeastern Louisiana	L, 7-8	ESPN+
MARCH 15	PEPPERDINE	W, 3-2	ESPN+
MARCH 16	PEPPERDINE (DH-1)	W, 7-3	ESPN+
MARCH 16	PEPPERDINE (DH-2)	L, 4-6	ESPN+
MARCH 18	SAINT LOUIS	W, 2-0	ESPN+
March 22	at Rice*	W, 14-7 (11)	ESPN+
March 23	at Rice*	W, 10-1	ESPN+
March 24	at Rice*	L, 2-4	ESPN+
March 26	at Southern Miss	6 P.M.	ESPN+
MARCH 28	UTSA*	6:30 P.M.	ESPN+
MARCH 29	UTSA*	6:30 P.M.	ESPN+
MARCH 30	UTSA*	12 P.M.	ESPN+
APRIL 2	TEXAS SOUTHERN	6:30 P.M.	ESPN+
April 5	at UAB*	5 P.M.	TBA
April 6	at UAB*	2 P.M.	TBA
April 7	at UAB*	1 P.M.	TBA
April 9	at UNO	6:30 P.M.	ESPN+
APRIL 12	SOUTH FLORIDA*	6:30 P.M.	ESPN+
APRIL 13	SOUTH FLORIDA*	6:30 P.M.	ESPN+
APRIL 14	SOUTH FLORIDA*	1 P.M.	ESPN+
APRIL 17	SOUTH ALABAMA	6:30 P.M.	ESPN+
April 19	at FAU*	5:30 P.M.	ESPN+
April 20	at FAU*	3 P.M.	ESPN+
April 21	at FAU*	11 A.M.	ESPN+
APRIL 23	SOUTHERN MISS	6:30 P.M.	ESPN+
April 26	at Wichita State*	6 P.M.	ESPN+
April 27	at Wichita State*	2 P.M.	ESPN+
April 28	at Wichita State*	1 P.M.	ESPN+
APRIL 30	SOUTHEASTERN LOUISIANA	6:30 P.M.	ESPN+
MAY 3	MEMPHIS*	6:30 P.M.	ESPN+
MAY 4	MEMPHIS*	6:30 P.M.	ESPN+
MAY 5	MEMPHIS*	1 P.M.	ESPN+
May 7	at UNO	6:30 P.M.	ESPN+
MAY 10	ECU*	6:30 P.M.	ESPN+
MAY 11	ECU*	6:30 P.M.	ESPN+
MAY 12	ECU*	1 P.M.	ESPN+
May 16	at Charlotte*	5 P.M.	TBA
May 17	at Charlotte*	5 P.M.	TBA
May 18	at Charlotte*	1 P.M.	TBA
MAY 21-26	AAC TOURNAMENT^	TBA	TBA

\* Denotes American Athletic Conference game

^ - American Athletic Championship (Clearwater, Fla. - BayCare Ballpark)




Home games in **BOLD**, and played at Greer Field at Turchin Stadium  
All times central time zone and subject to change.

TV: ESPN+

RADIO: 88.3 FM WRBH/Tulane Athletics & Varsity Network apps  
Play-by-Play: Corey Gloor

## BASEBALL SID:

Jason Corriher, Asst. AD for Strategic Communications  
Email: jcorriher@tulane.edu  
Cell: 740-331-1497

 / GREEN WAVE BASEBALL  @GREENWAVEBSB  TULANEBASEBALL

++++ 1



## 2024 QUICK FACTS

### University

Location .....	New Orleans, La.
Founded .....	1834
Enrollment .....	13,581
President .....	Mr. Michael A. Fitts Harvard (1975)
Athletics Director .....	David Harris Ole Miss (1993)

### Strategic Communications

Asst. AD for Strategic Communications/Baseball Contact .....	Jason Corriher
Cell Phone .....	(740-331-1497)
E-mail .....	jcorriher@tulane.edu
Mailing Address .....	James W. Wilson Jr. Center New Orleans, LA 70118
Website .....	www.TulaneGreenWave.com

### Coaching Staff

Head Coach .....	Jay Uhlman (Nevada, 1997)
Overall Record .....	98-77 (Includes JUCO record)
Record at Tulane (Yrs.) .....	37-55 (Second Season)
Assistant Coaches .....	Anthony Izzio (South Alabama, 2013) Justin Bridgman (Nevada, 2017) Thomas Brittle (Clemson, 2013)
General Manager, Baseball Operations/Player Development ..	Curtis Akey (LSU, 2007)
Baseball Office .....	(504) 862-8216

### Team Information

Facility .....	Greer Field at Turchin Stadium (5,000)
Built .....	1991 (Renovated: 2008)
First Game .....	March 11, 1991 (Tulane 11, Notre Dame 4)
Dimensions .....	Lines: 325, Alleys: 370, Center: 400

### 2023 Recap

2023 Record (American Athletic Conference) .....	19-42 (8-16, 7th)
2023 American Athletic Conference Tournament Champions	
2023 Baton Rouge Regional Participants	

### History Recap

NCAA Regional Appearances .....	22
1979, 1982, 1983, 1986, 1987, 1988, 1992, 1994, 1996,	
1998, 1999, 2000, 2001, 2002, 2003, 2004, 2005, 2006,	
2008, 2015, 2016, 2023	
NCAA Super Regional Appearances .....	3
2001, 2004, 2005	
College World Series Appearances .....	2
2001, 2005	
Overall Postseason Record .....	38-46 (.452)
Last Postseason Results .....	Baton Rouge Regional (2023)
L, 7-2 vs. LSU	
L, 10-2 vs. Sam Houston	

and Billy Price did a nice job, keeping the Owls off the board over the final three and two-thirds innings.

Tulane's two runs came courtesy of an RBI double by second baseman Marcus Cline in the sixth and a run-scoring single by designated hitter Tracey Mitchem in the seventh. Four of the team's five hits were doubles (Cline, catcher Colin Tuft, center fielder Teo Banks and center fielder Brock Slaton).

Rice designated hitter Nathan Becker drove in two runs for the home team and shortstop Jake Riedel scored twice.

### Schulz, Welch Named to AAC's Weekly Honor Roll

Tulane third baseman Gavin Schulz and pitcher Chandler Welch were among those who earned honor roll recognition Monday afternoon by the American Athletic Conference office.

The duo came off a 3-1 week for the Green Wave, one that saw the program capture its first-ever regular season conference series over Rice.

Schulz hit .467 last week (7-for-15) with two runs scored, three doubles, four RBI and 10 total bases. He also slugged .667 and had an on-base percentage of .529 for an OPS of 1.196.

In Friday's 14-7 extra-inning win against the Owls, he went 3-for-4 with two RBI. He drove in two more in Saturday's 10-1 win with a 3-for-5 effort.

The Meraux native now leads Tulane in batting average (.329), OPS (.987), RBI (22), stolen bases (3) and total bases (48).

Welch dominated Rice on Saturday, picking up the victory with an eight-inning effort. He allowed just one run on seven hits with five strikeouts and one walk to move to 3-0 on the season.

The Slidell native has a 2.25 ERA in 2024 with 32 strikeouts. His four walks on the season are the fewest in the AAC and his 36 and one-third innings pitched stands fourth in the league.

The Green Wave will be back in action Tuesday at 6 p.m. at Southern Miss. The Golden Eagles are currently 15-9 were ranked 25th in last week's Baseball America poll.

### Welch Named AAC Pitcher of the Week

Tulane junior pitcher Chandler Welch was named American Athletic Conference Pitcher of the Week on Monday following a spectacular showing by the Slidell native on Saturday.

Welch was dominant in the 6-2 win over Northwestern as he registered a career-high 10 strikeouts to lift the Green Wave to its first victory of the season. He allowed just one hit and a hit batter in the five-inning, 78-pitch effort.

Also earning recognition was second baseman Connor Rasmussen for the AAC Honor Roll. The Fort Mill, S.C. native hit

.444 this week (4-for-9) with three runs scored and seven RBI. He also posted an on-base percentage of .571 and a slugging percentage of .889 with eight assists and no errors. Unquestionably, his biggest moment of the weekend came in Sunday's rubber match with the Wildcats when he blasted a grand slam over the wall in right center to clinch the series victory.

### Green Wave Opens 2024 Campaign Against Northwestern

Tulane Baseball, fresh off its 2023 American Athletic Conference championship, will kick off its 2024 season at home with a three-game weekend series against Northwestern on the newly-refurbished Greer Field at Turchin Stadium.

The two teams will square off Friday at 6:30, followed by games at 2 and 1 p.m. on Saturday and Sunday, respectively. The games will all be streamed on ESPN+ with a trio of individuals handling the Tulane Sports Network from Learfield radio call on 88.3 FM WRBH. Voice of the Green Wave Corey Gloor will call the action on Friday, while Paul Boron will handle Saturday before handing it off to Tulane Athletics Hall of Famer Todd Graffagnini on Sunday. Airtime for all three games is 15 minutes before first pitch.

On Friday, there will be a team poster and schedule can giveaway to the first 500 fans.

Sunday will be Riptide's Kids Club Day. Kids Club members will receive free admission and there will be a giveaway of collectible Tulane Baseball cards. A postgame autograph session with Michael Lombardi, Wes Burton, Chris Diaz, Tracy Mitchem, Jacob Moore and head coach Jay Uhlman will also be held on the concourse behind home plate.

The Green Wave, which boasts the Preseason AAC Player of the Year in outfielder Teo Banks, will start UCLA transfer Jake Saum on Friday. The 5-11 lefthander went 7-2 during his time with the Bruins, sporting an earned run average of 4.31 with 74 strikeouts and 37 walks in 64 and two-thirds innings. He yielded a .243 batting average against.

The Wildcats will counter with a lefty of their own in Nolan Moor on Friday. The Colebrook, Connecticut native went 2-1 last season with a 12.81 ERA in 19 and two-thirds innings. He posted 19 strikeouts and nine free passes in 2023.

Tulane will start righty Chandler Welch on Saturday. The junior from Slidell, LA went 4-5 last season, whiffing 62 batters against 17 walks in 58 innings.

Northwestern will send Matt McClure to the hill for its second game. The Rancho Santa Margarita, California native is coming off a 2023 season that saw him go 1-6 with a 6.71 ERA in 59 innings. He also struck out 38 and walked 25.

On Sunday, the Green Wave will start 6-5 junior Will Clements. Clements hails from The Woodlands, Texas and led McLennan



Junior College to the JUCO World Series a year ago, boasting an ERA of 3.50 to go with his 8-2 record in 81 and two-thirds innings. He also fanned 68 batters.

Northwestern's Sunday starter has not yet been named.

The Wildcats went 10-40 overall last season and 4-20 in the Big Ten. New head coach Ben Greenspan was hired on August 18, 2023 after serving as Associate Head Coach and Recruiting Coordinator for Michigan in 2023.

#### **Banks, Price, Schulz Named Captains for 2024 Campaign**

Tulane outfielder Teo Banks, pitcher Billy Price and infielder/outfielder Gavin Schulz have been selected as team captains by their teammates, the baseball program announced on Monday.

Banks enters this season having been named the American Athletic Conference's Preseason Player of the Year by the league's head coaches and Perfect Game.

The Odessa, Texas native hit .301 last season with 18 home runs, 46 runs scored and 51 RBI to help lead the Green Wave on a charge through the AAC Tournament, where he was named the week's Most Outstanding Player. Tulane captured the title with a surge from the bracket's No. 7 seed and earned a berth in the NCAA Tournament's Baton Rouge Regional. He also garnered second-team all-conference honors during the regular season.

Banks also led the Green Wave in slugging percentage (.607) and total bases (133) en route to adding second-team all-Louisiana Sports Writers Association (LSWA) honors over the summer.

Price made 23 appearances last season for the Green Wave and hurled 39 innings with 35 strikeouts. He also yielded a .260 batting average against, while earned AAC All-Academic honors.

Schulz played 59 games last year with 58 starts in 2023. He also claimed All-AAC Tourney honors, hitting .242 with 31 runs scored, six doubles, five home runs and 27 RBI for the season. He was also second on the roster with nine stolen bases and 35 walks.

#### **Banks Adds to List of Preseason Honors**

Tulane outfielder Teo Banks has earned another Preseason American Athletic Conference Player of the Year honor, this time from Perfect Game. The recognition comes on the heels of being given the official honor by the AAC head coaches at the end of December.

The Odessa, Texas native hit .301 last season with 18 home runs, 46 runs scored and 51 RBI to help lead the Green Wave on a charge through the American Athletic Conference Tournament, where he was named the week's Most Outstanding Player. Tulane captured the title with a surge from the bracket's No. 7 seed and earned a berth in the NCAA Tournament's Baton Rouge Regional. He also garnered second-team all-conference honors during the regular season.

Banks also led the Green Wave in slugging percentage (.607) and total bases (133) en route to adding second-team all-Louisiana Sports Writers Association (LSWA) honors over the summer.

#### **Baseball and Marucci Join Forces in a Powerful Partnership**

Tulane Baseball announced a partnership with Marucci Sports on Monday.

The agreement will provide the program with cutting-edge equipment, personalized support, and access to Marucci's expertise in player development. Marucci will work closely with the coaching staff and players to ensure they have the tools they need to excel on the field and represent Tulane with pride.

Marucci will elevate the talented team with industry-leading products, like personalized fielding gloves, and the CATX line of baseball bats. Developed with years of analytics and testing, the CATX has proven itself as one of the best bats in college athletics and been a part of many defining moments.

While #MarucciFamily is a common reference made amongst the elite group of baseball and fastpitch organizations and universities who have chosen to partner with the equipment powerhouse, the family roots run deep in the connection to the Green Wave. "This is a great day for Tulane Baseball and we are proud to say 'we are Marucci,'" said Jay Uhlman, the Olive and Blue's head coach. His excitement is echoed by the CEO and Co-Founder of Marucci Sports, Kurt Ainsworth, who not only believes in the program but has a personal connection with Tulane. His son Alex is a proud student-athlete at Tulane, exemplifying respect and trust in the university and the baseball program.

"We are honored to support Tulane Baseball and contribute to the growth of collegiate athletics in Louisiana. This partnership is a reflection of our belief in the program's potential and the talented athletes it produces," stated Kurt Ainsworth. "Having my son attend Tulane is a source of immense pride for our family, and we are excited about the opportunities this partnership will bring to both of our organizations."

When asked about the decision to partner with Marucci, Uhlman first recognized the company's commitment to personalized service. "We are grateful for the opportunity to join forces with a group of people who value relationships first. Their level of care for the programs they serve are unequaled in our business."

Uhlman continued, "Marucci values our players and makes them feel like valued partners. All of this comes before we have even discussed the quality of the tools for development they provide."





## LIFE IN THE AMERICAN

### 2024 AAC PRESEASON POLL

1. East Carolina (9) 81
2. Charlotte 67
3. UTSA 64
4. Florida Atlantic 54
5. South Florida (1) 47
6. Memphis 35
7. Wichita State 34
8. Rice 29
9. **Tulane 25**
10. UAB 14

*First place votes in parentheses*

### 2024 AAC STANDINGS

Team	Overall W-L PCT.	Conference W-L PCT.
Wichita State	15-8 .652	2-1 .667
Florida Atlantic	14-8 .636	2-1 .667
<b>Tulane</b>	<b>15-9 .625</b>	<b>2-1 .667</b>
South Florida	14-10 .583	2-1 .667
UTSA	12-12 .500	2-1 .667
ECU	16-6 .727	1-2 .333
UAB	11-12 .478	1-2 .333
Memphis	12-14 .462	1-2 .333
Charlotte	11-14 .440	1-2 .333
Rice	9-15 .375	1-2 .333

### 2024 AAC Honors

Chandler Welch (2/19, Pitcher of the Week)  
 Connor Rasmussen (2/19, Honor Roll)  
 Gavin Schulz (3/4, Honor Roll)  
 Gavin Schulz (3/25, Honor Roll)  
 Chandler Welch (3/25, Honor Roll)

### Preseason Player of the Year

**Teo Banks, Tulane**

### Preseason Pitcher of the Year

Trey Yesavage, Jr., East Carolina

### Preseason All-Conference Team

P – Trey Yesavage, Jr., East Carolina\*  
 P – Parker Smith, Jr., Rice  
 P – Jack Cebert, Jr., South Florida  
 P – Cameron Hansen, Sr., Charlotte  
 P – Zach Root, So., East Carolina  
 P – Caden Favors, Sr., Wichita State  
 RP – Danny Beal, Sr., East Carolina  
 C – Justin Wilcoxon, Sr., East Carolina  
 1B – Carter Cunningham, Sr., East Carolina  
 2B – Bobby Boser, Jr., South Florida  
 SS – Eric Snow, So., South Florida  
 3B – Matt King, Jr., UTSA

### OF – Teo Banks, Jr., Tulane

OF – Jacob Jenkins-Cowart, Jr., East Carolina  
 OF – Drew Brutcher, Sr., South Florida  
 DH – Ben Rozenblum, R-Sr., South Florida

\* denotes unanimous selection

## TULANE'S RECORD WHEN...

	2024
Home	11-5
Away	4-4
Neutral sites	0-0
Day	8-6
Night	7-3
vs. Left-Handed Starters	4-3
vs. Right-Handed Starters	11-6
Non-Conference Games	13-8
Conference Games	2-1
Midweek Games	5-1
vs. Louisiana Opponents	5-3
vs. Ranked Opponents	0-0
vs. SEC	0-0
vs. Sun Belt	1-2
vs. Southland	3-1
vs. Conference USA	0-0
vs. SWAC	1-0
Game 1 of Weekend Series	4-2
Game 2 of Weekend Series	4-2
Game 3 of Weekend Series	2-4
Monday	1-0
Tuesday	3-1
Wednesday	1-0
Thursday	0-0
Friday	4-2
Saturday	4-3
Sunday	2-3
February	4-4
March	11-5
April	0-0
May	0-0
1-Run Games	2-4
2-Run Games	2-2
5+ Run Games	5-2
Extra Inning Games	1-1
Shutouts	2-1
Longest Winning Streak	7 (Feb. 27-Mar. 8)
Longest Losing Streak	3 twice
Come-From-Behind Wins	9
Longest Game	5:10 (3/15 vs. Pepperdine)
Shortest Game	2:25 (3/18 vs. Saint Louis)

## AT GREER FIELD AT TURCHIN STADIUM

**Opened:** March 11, 1991

**Rededicated:** February 22, 2008  
*(Tulane 6, UIC 0)*

**First Game:** March 11, 1991

*(Tulane 11, Notre Dame 4)*

**Capacity:** 5,000

**Surface:** AstroTurf Diamond Series

**Record:** 733-323-3 (32 Seasons)

## YEAR-BY-YEAR

Year	W	L	T	PCT
1991	27	8	0	.771
1992	32	9	0	.780
1993	14	12	0	.538
1994	27	6	0	.818
1995	24	14	0	.632
1996	24	8	0	.750
1997	29	13	0	.690
1998	24	4	0	.857
1999	26	3	0	.897
2000	22	8	1	.733
2001	41	7	0	.854
2002	21	11	0	.656
2003	33	3	0	.917
2004	26	3	0	.897
2005	33	4	0	.892
2008	26	15	1	.631
2009	24	13	0	.649
2010	26	14	0	.650
2011	22	15	0	.595
2012	27	10	0	.730
2013	16	16	0	.500
2014	18	13	0	.580
2015	19	11	0	.633
2016	23	8	0	.742
2017	18	17	0	.514
2018	19	15	0	.559
2019	22	14	0	.611
2020	11	1	0	.917
2021	20	11	0	.645
2022	20	12	1	.621
2023	8	20	0	.286
2024	11	5	0	.688
<b>Total</b>	<b>733</b>	<b>323</b>	<b>3</b>	<b>.694</b>



# 2023-24 TULANE GREEN WAVE BASEBALL

## 2024 ROSTER

No.	Name	Ht.	Wt.	Pos.	B/T	Yr.	Exp.	Hometown/Last School
1	James Agabedis III	5-10	199	INF	L/R	So.	1L	Sudbury, Ma./Lawrence Academy
2	Gavin Schulz	5-9	185	INF/OF	R/R	Jr.	2L	Meraux, La./Holy Cross HS
3	Adam Ebling	6-2	201	OF/INF	R/R	RS So.	1L	St. Louis, Mo./Westminster Christian Academy
4	Mason Oñate	6-0	187	INF	L/R	Fr.	HS	Powell, Ohio/Olentangy Liberty HS
6	Marcus Cline	5-11	175	INF	L/R	Gr.	TR	Fall Creek, Wisc./UW-Milwaukee
8	Connor Rasmussen	5-11	195	INF	L/R	So.	TR	Fort Mill, S.C./East Carolina
9	Matthias Haas	6-1	200	INF/OF	R/R	Gr.	TR	Oakland, Calif./Cal Poly
11	Teo Banks	6-2	209	OF	R/R	Jr.	2L	Odessa, Texas/Odessa Permian HS
14	Nathan Rose	6-1	178	INF	R/R	Gr.	TR	Shaker Heights, Ohio/Bowling Green
15	Michael Lombardi	6-3	201	RHP/INF	R/R	So.	1L	Pound Ridge, N.Y./Fox Lane HS
16	Jonah Wachter	6-2	204	RHP	R/R	Jr.	2L	Concord, N.H./Concord HS
17	Colin Tuft	6-3	206	C	R/R	Jr.	TR	Vienna, Va./Virginia
21	Ben Romano	6-2	212	OF	R/R	RS Fr.	RS	Chester, N.J./The Hun School
22	William Good	6-2	199	C/INF	R/R	Fr.	HS	Metairie, La./Jesuit HS
23	Reed Kellum	6-3	219	C	R/R	RS Sr.	TR-1L	Jackson, Miss./Hinds CC
24	Jackson Linn	6-3	212	OF	R/R	Jr.	2L	Cambridge, Ma./Cambridge Rindge and Latin HS
26	Chris Diaz	6-0	211	OF	L/L	Fr.	HS	Pomona, N.Y./Millbrook HS
28	Taylor Montiel	6-2	205	LHP	L/L	RS So.	TR-1L	Brentwood, Tenn./Mississippi State
29	Alex Ainsworth	6-2	195	RHP	R/R	Fr.	HS	Baton Rouge, La./Catholic HS
30	Grant Cohn	5-9	192	C	R/R	Fr.	HS	Baton Rouge, La./The Dunham School
33	Brady Marget	6-5	239	INF	L/R	Jr.	2L	Whitefish Bay, Wisc./Whitefish Bay HS
34	Chandler Welch	6-0	200	RHP	R/R	Jr.	2L	Slidell, La./Holy Cross HS
35	Carter Benbrook	6-4	243	LHP	L/L	Gr.	TR	Sacramento, Calif./UC Santa Barbara
36	Billy Price	6-6	220	LHP	L/L	Gr.	TR-1L	Morristown, N.J./University of Virginia
37	Gavin Smith	6-0	195	RHP	R/R	RS Jr.	TR-1L	Cooper City, Fla./Dyersburg State
38	Luc Fladda	6-1	197	LHP	L/L	Jr.	TR	Chesterfield, Mo./Johnson County CC
39	Jake Saum	5-11	195	LHP	L/L	Gr.	TR	Ventura, Calif./UCLA
40	Tracy Mitchem	5-11	206	1B/OF	L/L	RS So.	1L	Windermere, Fla./West Orange HS
45	Brock Slaton	6-0	191	OF	L/L	Jr.	TR	Baton Rouge, La./Delgado CC
48	Colin Reilly	6-2	200	RHP	R/R	So.	1L	Sea Girt, N.J./Christian Brothers Academy
49	Logan Hurd	6-4	195	LHP	L/L	Jr.	TR	Manhattan Beach, Calif./Loyola Marymount
50	Eli Lirette	5-11	164	OF	R/R	Fr.	HS	Mandeville, La./Lakeshore HS
52	Jack Bussard	6-5	223	LHP	L/L	Fr.	HS	Reisterstown, Md./McDonogh HS
53	Henry Shuffler	6-7	234	RHP	R/R	Jr.	TR	Lafayette, La./UL-Monroe
54	Blaise Wilcenski	6-6	245	RHP	R/R	RS So.	TR	Waterford, Mich./Wharton JC
55	Wes Burton	6-8	222	RHP	R/R	Gr.	TR	Santa Monica, Calif./Indiana
56	Will Clements	6-5	235	RHP	R/R	Jr.	TR	The Woodlands, Texas/McLennan CC
57	Jacob Moore	6-5	224	RHP	R/R	RS So.	TR	Lacombe, La./LSU-Eunice
99	Trey Cehajic	6-8	243	RHP	R/R	Jr.	TR	Shreveport, La./McLennan CC

- 20 Jay Uhlman - Head Coach (5th Season at Tulane-2nd as HC; Nevada, 1997)  
 5 Anthony Izzio - Assistant Coach (3rd Season at Tulane; South Alabama, 2013)  
 51 Justin Bridgman - Assistant Coach (2nd Season at Tulane; Nevada, 2017)  
 7 Thomas Brittle - Assistant Coach (2nd Season at Tulane; Clemson, 2013)  
 Brennan Lambert - Student Assistant Coach (3rd Season at Tulane-1st as Student Assistant; Tulane, 2023)  
 Curtis Akey - General Manager, Baseball Operations & Player Development (10th Season at Tulane; LSU, 2007)  
 Nieko Torres - Strength and Conditioning (2nd Season at Tulane; West Virginia, 2017)  
 Dr. Victoria Elia - Athletic Trainer (4th Season at Tulane; Lasell College, 2014)  
 Ryan Kimberly - Director of Camps and Alumni Relations (1st Season at Tulane; Tulane, 2008)  
 Frankie Niemann - Director of Analytics (6th Season at Tulane-1st as Director of Analytics; Tulane, 2022)



# JAY UHLMAN

## HEAD COACH | 37-55

## Second Season | Nevada, 1997

Jay Uhlman was named the 25th head coach of the Tulane Baseball Program on June 7, 2022. He was named to the post after three seasons where he filled the jobs of assistant coach, recruiting coordinator, and interim head coach.

A veteran with more than 26 years of experience in four different conferences including the PAC12, BIG12, AAC, and the WAC, the Redondo Beach, California native was promoted after he led the Green Wave to the AAC Tournament Semifinals to close the 2022 campaign.

In 2023, Uhlman rallied his troops with a dynamic run from the bracket's seven seed in the American Athletic Conference Tournament, culminating with the program's first AAC tourney title (ninth overall) and 16th overall conference championship. The Olive and Blue became the lowest seed to ever win the AAC Tournament. The following weekend, Tulane took part in its 22nd NCAA Regional, this one coming in Baton Rouge. At season's end, the Green Wave saw pitcher Dylan Carmouche selected in the 15th Round by the San Francisco Giants and received the ABCA Academic Excellence Award. Tulane was one of just 11 teams in Division I to receive the honor for seven consecutive years.

He is responsible for the 2020-2021 class ranked 25th by Perfect Game, the highest-ranked class at Tulane since 2003, 36th by Collegiate Baseball.

Uhlman has spent time coaching in the junior college ranks while also having stints in the Western Athletic Conference, Pac 12, Big 12 conferences before settling into the AAC. During his career, Uhlman has coached and recruited 117 all-conference honorees, 29 All-Americans, eight conference players of the year, 29 big leaguers and 13 USA Collegiate National Team alums.

Uhlman made the move to the Big Easy in July of 2019. In his first season on the Green Wave staff, Uhlman helped guide Tulane to a 15-2 mark during the 2020 campaign – Tulane's best start to a season since 1972. Tulane's 15 wins at the end of the shortened season were tied for the most in the American Athletic Conference. In addition, Tulane had five players with a batting average of .300-or-better.

Uhlman arrived at Tulane after spending the previous nine seasons as a member of the University of Oregon staff where he was the associate head coach for the last three seasons. During his time in Eugene, the Ducks accumulated 328 wins, with 136 coming over Pac 12 opponents, to post a .606 overall winning percentage.

During his tenure with the Ducks, Uhlman was a part of a program that won 60 percent of their games, including a three-year stretch with 40-plus victories from 2012-14. In 2013, Oregon won a program-record 48 games and finished second in the league with a 22-8 record, as the Ducks qualified for the NCAA Tournament for four consecutive years, twice being selected as an overall national seed and hosting an NCAA Super Regional in 2012.

In six of his nine seasons with Oregon, Uhlman's classes were consistently ranked in the top 40 by Perfect Game, including bringing in a host of players that went on to earn 16 All-America and 39 All-Pac 12 honors. During that time Oregon had a player named as a finalist for the NCBWA Stopper of the Year three times, two semifinalists for the Dick Howser Trophy, and three semifinalists for the Golden Spikes Award.

Fifty-five (55) of Uhlman's Oregon players went on to play professionally, with two being first-round picks in the MLB Draft. Fifteen (15) of those have gone on to play in the majors.

For one season in 2011, Uhlman served as the assistant coach and recruiting coordinator at the University of Kansas, helping pull in a class that Perfect Game ranked 32nd nationally. He served as the Jayhawks' hitting coach and worked on the offense, as four players earned All-Big 12 honors and six were Big 12 All-Academic picks and six were drafted one went on to reach the big leagues.

Uhlman began his tenure at Oregon in the summer of 2009, when he served as the Ducks' volunteer assistant coach, working with the hitters and organizing on-campus recruiting efforts. In the program's second year as a varsity sport after being dormant for 28 years, Oregon tied the NCAA record for turnaround wins in a season, going from 14 in that first year back in 2009, to 40 in 2010. Oregon also went from winning four games in conference to 13, qualifying for the NCAA Storrs Regional.

In 2001, Uhlman returned to Nevada, his alma mater, as an assistant. He served as the hitting and infield coach while assisting with recruiting efforts. Nevada qualified for the WAC Tournament for four straight years, from 2006-2009, finishing second in the league three times.

Forty-two (42) Wolf Pack players were All-WAC selections, five were tabbed All-Americans, with three players earning WAC Freshman of the Year to go along with two others earning WAC Player of the Year. During his stint, 41 players went on to play professionally, with 13 receiving the call from a major league club.

Uhlman finished his degree from Nevada in 1998 while serving as a graduate assistant for the Wolf Pack. He then moved on to be an assistant coach at L.A. Harbor Junior College. In 1999 he became the head coach for two seasons at LAHC, eventually finishing with an overall record of 61-22-2 and 35-15 in the South Coast Conference.

In 2001 Uhlman's Seahawks went 33-6-1 on the season and 20-4 in the SCC to claim the league and regional championship, as he was named the conference's coach of the year. 24 total players were named All-SCC, including having the conference pitcher of the year among six All-California Community College Athletic Association picks and two All-Americans.

An All-CIF performer at Redondo Union High School, Uhlman culminated his prep career by being drafted by the Toronto Blue Jays. Uhlman moved on to LAHC where he was a two-time all-conference and All-Southern California shortstop.

He then finished his collegiate career playing at Nevada in 1995 and 1997. Uhlman was an honorable mention All-Big West Conference selection as a shortstop in 1997. The Wolf Pack led the NCAA in double plays and double plays per game during Uhlman's senior season advancing to the Lubbock Regional before the NCAA tournament expanded to 64 teams.

### By The Numbers

812 Wins as a College Baseball Coach  
715 Wins as an Assistant Coach  
122 Players who have played professionally  
117 All-Conference Players  
98 Wins as a Head Coach (with 22 coming in Division I)  
89 Academic All-Conference Players  
29 All-Americans  
29 Players who have reached the Major League  
26 Years of Experience (PAC12, BIG12, AAC, WAC)  
17 MLB Top 5 Round Picks  
14 Postseason Appearances  
13 Team USA Collegiate Players  
8 Players of the Year  
8 Top 40 Recruiting Classes (Since 2011 when they started ranking)  
3 Golden Spikes Award Semi-Finalists  
2 Dick Howser Award Semi-Finalists  
2 MLB 1st Round Picks  
1 Lowe's Senior CLASS All American  
1 Brooks Wallace Award Finalist

### Coaching Record

Year	School	Position	Record O/C	Percentage	Post Season
1998	Nevada	Graduate Assistant	31-22/17-10	0.585	BWC
1999	LA Harbor JC	Assistant Coach	21-23/14-10	0.477	
2000	LA Harbor JC	Head Coach	25-14/15-9	0.641	
2001	LA Harbor JC	Head Coach	36-8/20-4	0.818	Super Regional
2002	Nevada	Assistant Coach	25-32/10-20	0.439	
2003	Nevada	Assistant Coach	32-24/19-10	0.571	
2004	Nevada	Assistant Coach	30-29/14-16	0.508	
2005	Nevada	Assistant Coach	26-27/15-15	0.49	
2006	Nevada	Assistant Coach	26-28/11-12	0.481	WAC
2007	Nevada	Assistant Coach	35-26/15-9	0.574	WAC
2008	Nevada	Assistant Coach	34-26/18-14	0.567	WAC
2009	Nevada	Assistant Coach	25-31/10-13	0.446	WAC
2010	Oregon	Volunteer Assistant Coach	40-24/13-14	0.625	Regional
2011	Kansas	Assistant Coach/RC	26-30/9-18	0.462	
2012	Oregon	Assistant Coach	46-19/19-11	0.708	Super Regional
2013	Oregon	Assistant Coach	48-16/22-8	0.75	Regional
2014	Oregon	Assistant Coach	44-20/18-12	0.688	Regional
2015	Oregon	Assistant Coach	38-25/16-14	0.603	Regional
2016	Oregon	Assistant Coach	29-26/14-16	0.527	
2017	Oregon	Associate Head Coach	30-25/12-18	0.545	
2018	Oregon	Associate Head Coach	26-29/12-18	0.473	
2019	Oregon	Associate Head Coach	27-29/10-19	0.482	
2020	Tulane	Assistant Coach/RC	15-2/COVID	0.882	
2021	Tulane	Assistant Coach/RC	31-24/17-10	0.564	AAC
2022	Tulane	Assistant Coach/RC	30-22/10-11	0.577	AAC
		Interim Head Coach	3-4/1-2	0.429	
		Head Coach	19-42/8-16	0.311	AAC Champs/Regional
2023	Tulane	Head Coach	15-9/2-1	0.625	
<b>Overall Head Coach</b>			<b>812-593 (.578)/361-330 (.522)</b>		
			<b>98-77 (.560)</b>		

### Major League Baseball Output

122 Total Professionals  
101 Players Drafted  
35 Top 10 Rounders  
29 Big Leaguers (15 Oregon, 12 Nevada, 1 Kansas, 1 LA Harbor JC)  
28 Active Pro Players  
21 Free Agent Signings  
17 Top 5 Rounders  
2 First Rounders



2024 Tulane Baseball  
Game Results for Tulane Green Wave (as of Mar 24, 2024)  
(All games)

Date	Opponent		Score	Inns	Overall	AAC	Pitcher of record	Attend	Time
Feb 16, 2024	NORTHWESTERN	L	0-9	9	0-1-0	0-0-0	J. Saum (L 0-1)	1620	3:16
Feb 17, 2024	NORTHWESTERN	w	6-2	9	1-1-0	0-0-0	C. Welch (W 1-0)	1467	3:08
Feb 18, 2024	NORTHWESTERN	w	12-9	9	2-1-0	0-0-0	C. Benbrook (W 1-0)	1635	3:34
Feb 20, 2024	NICHOLLS	w	3-2	9	3-1-0	0-0-0	H. Shuffler (W 1-0)	1483	2:31
Feb 23, 2024	UC IRVINE	L	4-5	9	3-2-0	0-0-0	J. Saum (L 0-2)	1692	2:58
Feb 24, 2024	UC IRVINE	L	4-11	9	3-3-0	0-0-0	T. Cehajic (L 0-1)	2005	3:40
Feb 25, 2024	UC IRVINE	L	7-10	9	3-4-0	0-0-0	M. Lombardi (L 0-1)	1692	2:55
Feb 27, 2024	UNO	w	6-3	9	4-4-0	0-0-0	B. Wilcenski (W 1-0)	1738	2:34
Mar 01, 2024	YALE	w	11-1	8	5-4-0	0-0-0	B. Price (W 1-0)	1382	2:38
Mar 02, 2024	YALE	w	11-4	9	6-4-0	0-0-0	C. Welch (W 2-0)	1634	2:41
Mar 03, 2024	YALE	w	4-0	9	7-4-0	0-0-0	W. Clements (W 1-0)	1996	2:27
Mar 05, 2024	at Nicholls	w	14-12	9	8-4-0	0-0-0	J. Moore (W 1-0)	655	3:42
Mar 06, 2024	GRAMBLING	w	9-4	9	9-4-0	0-0-0	B. Price (W 2-0)	1441	3:20
Mar 08, 2024	at ULL	w	11-8	9	10-4-0	0-0-0	H. Shuffler (W 2-0)	3568	3:19
Mar 09, 2024	at ULL	L	4-5	(10)	10-5-0	0-0-0	T. Cehajic (L 0-2)	3686	2:57
Mar 10, 2024	at ULL	L	3-4	9	10-6-0	0-0-0	J. Moore (L 1-1)	3699	2:50
Mar 12, 2024	at Southeastern	L	7-8	9	10-7-0	0-0-0	J. Saum (L 0-3)	1661	2:28
Mar 15, 2024	PEPPERDINE	w	3-2	9	11-7-0	0-0-0	H. Shuffler (W 3-0)	1319	5:10
Mar 16, 2024	PEPPERDINE-1	w	7-3	9	12-7-0	0-0-0	C. Benbrook (W 2-0)	1413	2:48
Mar 16, 2024	PEPPERDINE-2	L	4-6	9	12-8-0	0-0-0	W. Clements (L 1-1)	1545	2:59
Mar 18, 2024	SAINT LOUIS	w	2-0	9	13-8-0	0-0-0	M. Lombardi (W 1-1)	1484	2:25
* Mar 22, 2024	at Rice	w	14-7	(11)	14-8-0	1-0-0	J. Moore (W 2-1)	2319	4:16
* Mar 23, 2024	at Rice	w	10-1	9	15-8-0	2-0-0	C. Welch (W 3-0)	2740	2:51
* Mar 24, 2024	at Rice	L	2-4	9	15-9-0	2-1-0	W. Clements (L 1-2)	2137	2:29

\* = Conference game

() extra inning game

2024 Tulane Baseball  
Team Game-by-Game for Tulane Green Wave (as of Mar 24, 2024)  
Batting (All games)

Date	Opponent	ab	r	h	rbi	2b	3b	hr	tb	bb	ibb	sb	cs	hbp	sac	sf	gdp	k	po	a	e	lob	avg
Feb 16	NORTHWESTERN	32	0	5	0	1	0	0	6	1	0	0	0	1	0	0	0	10	27	5	2	7	.156
Feb 17	NORTHWESTERN	33	6	12	5	3	0	0	15	7	0	1	0	2	1	0	1	5	27	7	2	13	.262
Feb 18	NORTHWESTERN	27	12	8	12	1	0	1	12	10	0	1	0	5	2	2	1	8	27	12	2	10	.272
Feb 20	NICHOLLS	27	3	8	3	4	0	0	12	1	0	0	0	1	2	2	0	10	27	9	2	6	.277
Feb 23	UC IRVINE	37	4	9	4	2	0	1	14	4	0	0	0	0	0	0	0	9	27	8	2	10	.269
Feb 24	UC IRVINE	33	4	7	4	3	0	2	16	4	0	2	0	1	1	0	0	8	27	13	2	8	.259
Feb 25	UC IRVINE	34	7	7	7	1	0	4	20	5	0	0	0	0	0	0	0	9	27	9	0	5	.251
Feb 27	UNO	33	6	9	5	1	1	3	21	2	0	1	0	1	1	0	0	8	27	9	1	7	.254
Mar 01	YALE	27	11	9	11	1	1	0	12	7	0	0	0	3	0	3	0	5	24	6	0	8	.261
Mar 02	YALE	29	11	11	9	4	0	0	15	9	0	1	0	2	2	2	1	2	27	16	1	9	.272
Mar 03	YALE	30	4	8	4	1	0	0	9	1	0	3	0	0	0	0	1	8	27	14	1	3	.272
Mar 05	at Nicholls	42	14	15	14	3	1	3	29	7	0	0	1	2	0	2	0	12	27	10	1	12	.281
Mar 06	GRAMBLING	30	9	8	7	1	0	2	15	12	0	3	0	4	0	1	1	5	27	4	1	14	.280
Mar 08	at ULL	40	11	12	10	3	2	2	25	6	0	0	0	5	0	0	0	8	27	8	3	13	.282
Mar 09	at ULL	37	4	7	4	1	0	3	17	4	0	0	0	1	0	0	0	14	27	10	0	8	.275
Mar 10	at ULL	27	3	4	2	2	0	1	9	6	0	0	2	4	1	0	1	7	26	15	0	8	.268
Mar 12	at Southeastern	36	7	10	7	2	0	4	24	3	0	0	0	0	0	0	1	12	24	5	0	5	.269
Mar 15	PEPPERDINE	32	3	8	3	1	0	2	15	2	0	0	0	1	1	0	0	10	27	15	0	9	.268
Mar 16	PEPPERDINE	32	7	11	5	1	0	0	12	8	0	1	0	0	0	2	1	9	27	10	1	11	.272
Mar 16	PEPPERDINE	33	4	7	4	1	0	1	11	5	0	0	0	0	1	0	0	7	27	8	1	8	.269
Mar 18	SAINT LOUIS	29	2	7	2	0	0	0	7	2	0	0	0	1	0	0	1	5	27	10	0	6	.268
*Mar 22	at Rice	46	14	16	14	3	0	5	34	10	0	0	1	2	1	0	1	14	33	10	1	12	.273
*Mar 23	at Rice	43	10	14	10	5	0	0	19	7	0	0	1	2	1	0	0	5	27	14	1	16	.276
*Mar 24	at Rice	31	2	5	2	4	0	0	9	0	0	0	0	1	0	0	0	12	24	7	1	3	.271
Totals		800	158	217	148	49	5	34	378	123	0	13	5	39	14	14	10	202	644	234	25	211	.271



2024 Tulane Baseball  
Team Game-by-Game for Tulane Green Wave (as of Mar 24, 2024)  
Pitching (All games)

Date	Opponent	ip	h	r	er	bb	so	2b	3b	hr	wp	bk	hbp	dp	ibb	score	w-l	sv	era
Feb 16	NORTHWESTERN	9.0	12	9	9	8	16	2	0	0	2	0	1	0	0	0-9	0-1	0	9.00
Feb 17	NORTHWESTERN	9.0	4	2	1	1	13	1	0	0	1	0	2	0	0	6-2	1-1	1	5.00
Feb 18	NORTHWESTERN	9.0	12	9	8	4	8	3	0	0	3	0	2	1	0	12-9	2-1	1	6.00
Feb 20	NICHOLLS	9.0	10	2	1	0	3	2	0	0	0	0	0	1	0	3-2	3-1	2	4.75
Feb 23	UC IRVINE	9.0	4	5	5	4	6	1	0	0	1	0	4	0	0	4-5	3-2	2	4.80
Feb 24	UC IRVINE	9.0	16	11	10	3	6	5	0	0	0	0	8	1	0	4-11	3-3	2	5.67
Feb 25	UC IRVINE	9.0	12	10	10	7	2	2	1	2	0	0	3	0	0	7-10	3-4	2	6.29
Feb 27	UNO	9.0	7	3	2	3	10	1	0	1	0	0	1	1	0	6-3	4-4	3	5.75
Mar 01	YALE	8.0	3	1	1	8	7	0	0	0	0	0	0	0	0	11-1	5-4	3	5.29
Mar 02	YALE	9.0	10	4	2	3	3	2	0	1	0	0	0	1	0	11-4	6-4	3	4.96
Mar 03	YALE	9.0	6	0	0	0	8	0	0	0	1	0	1	2	0	4-0	7-4	3	4.50
Mar 05	at Nicholls	9.0	17	12	11	6	9	4	0	1	1	0	0	0	0	14-12	8-4	4	5.05
Mar 06	GRAMBLING	9.0	5	4	4	5	9	1	0	0	3	0	0	0	0	9-4	9-4	5	4.97
Mar 08	at ULL	9.0	10	8	6	3	9	1	1	0	0	0	1	0	0	11-8	10-4	6	5.04
Mar 09	at ULL	9.0	13	5	5	1	8	2	1	1	0	0	0	1	1	4-5	10-5	6	5.04
Mar 10	at ULL	8.2	9	4	1	2	7	1	0	1	1	0	2	1	0	3-4	10-6	6	4.79
Mar 12	at Southeastern	8.0	10	8	8	3	16	3	0	1	1	0	1	0	0	7-8	10-7	6	5.02
Mar 15	PEPPERDINE	9.0	6	2	2	1	6	2	0	1	1	0	0	1	0	3-2	11-7	7	4.85
Mar 16	PEPPERDINE	9.0	9	3	1	2	13	3	0	0	1	0	3	1	0	7-3	12-7	8	4.64
Mar 16	PEPPERDINE	9.0	8	6	6	7	10	3	0	0	2	0	1	0	1	4-6	12-8	8	4.71
Mar 18	SAINT LOUIS	9.0	3	0	0	4	11	0	1	0	0	0	0	0	0	2-0	13-8	9	4.48
*Mar 22	at Rice	11.0	8	7	5	6	13	2	1	0	1	0	2	1	0	14-7	14-8	9	4.46
*Mar 23	at Rice	9.0	8	1	1	1	5	2	0	1	0	0	1	1	0	10-1	15-8	9	4.31
*Mar 24	at Rice	8.0	7	4	3	4	6	1	0	0	1	0	1	1	0	2-4	15-9	9	4.28
Totals		214.2	209	120	102	86	204	44	5	10	20	0	34	14	2	158-120	15-9	9	4.28

2024 Tulane Baseball  
Games Summary for Tulane Green Wave (as of Mar 24, 2024)  
(All games)

Score by innings	1	2	3	4	5	6	7	8	9	EX	Total
Tulane Green Wave	6	10	11	22	12	21	21	35	12	8	158
Opponents	18	8	12	14	13	15	9	14	15	2	120

Record when ...											
Overall	15-9							After 6 leading	10-1		
Conference	2-1							..... trailing	4-6		
Non-Conference	13-8							..... tied	1-2		
Home games	11-5							After 7 leading	11-1		
Away games	4-4							..... trailing	1-7		
Neutral site	0-0							..... tied	3-1		
Day games	8-6							After 8 leading	13-1		
Night games	7-3							..... trailing	0-8		
vs Left starter	4-3							..... tied	1-0		
vs Right starter	11-6										
1-Run games	2-4							Hit 0 home runs	8-2		
2-Run games	2-2							... 1 home run	1-3		
5+Run games	5-2							... 2+ home runs	6-4		
Extra innings	1-1										
Shutouts	2-1							Opponent 0 home runs	10-5		
								..... 1 home run	5-3		
Scoring 0-2 runs	1-2							..... 2+ HRs	0-1		
..... 3-5 runs	3-5										
..... 6-9 runs	4-2							Made 0 errors	3-4		
..... 10+ runs	7-0							.... 1 error	8-2		
								.... 2+ errors	4-3		
Opponent 0-2 runs	7-0										
..... 3-5 runs	4-4							Opp. made 0 errors	3-6		
..... 6-9 runs	3-3							..... 1 error	7-3		
..... 10+ runs	1-2							..... 2+ errors	5-0		
Scored in 1st inning	3-0							Out-hit opponent	12-1		
Opp. scored in 1st	3-6							Out-hit by opponent	3-7		
Scores first	9-2							Hits are tied	0-1		
Opp. scores first	6-7										

Record when team scores:											
Runs	0	1	2	3	4	5	6	7	8	9	10+
W-L	0-1	0-0	1-1	2-1	1-4	0-0	2-0	1-2	0-0	1-0	7-0

Record when opponent scores:											
Runs	0	1	2	3	4	5	6	7	8	9	10+
W-L	2-0	2-0	3-0	2-0	2-2	0-2	0-1	1-0	1-1	1-1	1-2

Record when leading after:											
Inn.	1	2	3	4	5	6	7	8			
W-L	3-0	4-2	5-3	8-2	11-1	10-1	11-1	13-1			

Record when trailing after:											
Inn.	1	2	3	4	5	6	7	8			
W-L	2-6	2-6	5-4	4-6	3-6	4-6	1-7	0-8			

Record when tied after:											
Inn.	1	2	3	4	5	6	7	8			
W-L	10-3	9-1	5-2	3-1	1-2	1-2	3-1	1-0			

Current losing streak: 1  
Longest winning streak: 7  
Longest losing streak: 3

Home attendance : 25546 ( 16 dates avg = 1596 )  
Away attendance : 20465 ( 8 dates avg = 2558 )  
Total attendance: 46011 ( 24 dates avg = 1917 )

2024 Tulane Baseball  
 Batting Leaders for Tulane Green Wave (as of Mar 24, 2024)  
 (All games)

Hitting minimums - 2.5 AB/Game  
 Pitching minimums - 1 Games 1.0 IP/Game

<b>Batting avg</b>		<b>Slugging pct</b>		<b>On base pct</b>	
1. 2 Gavin Schulz	.329	1. 24 Jackson Linn	.618	1. 33 Brady Marget	.431
2. 33 Brady Marget	.323	2. 2 Gavin Schulz	.585	2. 8 Connor Rasmussen	.415
3. 6 Marcus Cline	.304	3. 6 Marcus Cline	.544	3. 17 Colin Tuft	.411
4. 24 Jackson Linn	.303	4. 33 Brady Marget	.469	4. 6 Marcus Cline	.409
5. 45 Brock Slaton	.256	5. 17 Colin Tuft	.458	5. 2 Gavin Schulz	.402
<b>Runs scored</b>		<b>Hits</b>		<b>Runs batted in</b>	
1. 11 Teo Banks	22	1. 33 Brady Marget	31	1. 2 Gavin Schulz	22
2. 17 Colin Tuft	19	2. 2 Gavin Schulz	27	2. 8 Connor Rasmussen	19
3. 8 Connor Rasmussen	18	3. 6 Marcus Cline	24	3. 33 Brady Marget	17
4. 33 Brady Marget	16	4. 24 Jackson Linn	23	4. 24 Jackson Linn	16
6 Marcus Cline	16	5. 17 Colin Tuft	21	5. 2 tied at.....	15
<b>Doubles</b>		<b>Triples</b>		<b>Home runs</b>	
1. 11 Teo Banks	7	1. 24 Jackson Linn	1	1. 24 Jackson Linn	6
2. 2 Gavin Schulz	6	6 Marcus Cline	1	2. 2 Gavin Schulz	5
17 Colin Tuft	6	17 Colin Tuft	1	11 Teo Banks	5
4. 3 tied at.....	5	8 Connor Rasmussen	1	4. 33 Brady Marget	4
		11 Teo Banks	1	6 Marcus Cline	4
<b>Total bases</b>		<b>Walks</b>		<b>Hit by pitch</b>	
1. 2 Gavin Schulz	48	1. 8 Connor Rasmussen	19	1. 11 Teo Banks	7
2. 24 Jackson Linn	47	2. 33 Brady Marget	17	17 Colin Tuft	7
3. 33 Brady Marget	45	3. 17 Colin Tuft	16	3. 14 Nathan Rose	5
4. 6 Marcus Cline	43	4. 6 Marcus Cline	11	8 Connor Rasmussen	5
5. 11 Teo Banks	42	14 Nathan Rose	11	5. 2 tied at.....	3
<b>Sac bunts</b>		<b>Sac flies</b>		<b>Stolen bases</b>	
1. 6 Marcus Cline	6	1. 2 Gavin Schulz	3	1. 24 Jackson Linn	3
2. 15 Michael Lombardi	3	8 Connor Rasmussen	3	2 Gavin Schulz	3
3. 45 Brock Slaton	2	3. 24 Jackson Linn	2	3. 45 Brock Slaton	2
4. 3 tied at....	1	45 Brock Slaton	2	8 Connor Rasmussen	2
		5. 4 tied at.....	1	5. 3 tied at...	1
<b>Caught stealing</b>		<b>Steal attempts</b>		<b>Stolen base pct</b>	
1. 17 Colin Tuft	1	1. 2 Gavin Schulz	4	1. 11 Teo Banks	1.000
21 Ben Romano	1	2. 8 Connor Rasmussen	3	45 Brock Slaton	1.000
33 Brady Marget	1	24 Jackson Linn	3	24 Jackson Linn	1.000
8 Connor Rasmussen	1	4. 45 Brock Slaton	2	4. 2 Gavin Schulz	.750
2 Gavin Schulz	1	17 Colin Tuft	2	5. 8 Connor Rasmussen	.667
<b>Strikeouts</b>		<b>Grounded into DP</b>		<b>Total plate appearances</b>	
1. 45 Brock Slaton	30	1. 40 Tracy Mitchem	3	1. 33 Brady Marget	116
2. 11 Teo Banks	29	2. 14 Nathan Rose	2	2. 11 Teo Banks	110
3. 17 Colin Tuft	26	33 Brady Marget	2	3. 17 Colin Tuft	108
4. 24 Jackson Linn	25	4. 3 tied at.....	1	4. 8 Connor Rasmussen	107
5. 33 Brady Marget	17			5. 6 Marcus Cline	99
<b>At bats</b>		<b>Games played</b>		<b>Game starts</b>	
1. 33 Brady Marget	96	1. 7 tied at.....	24	1. 11 Teo Banks	24
11 Teo Banks	96			33 Brady Marget	24
3. 17 Colin Tuft	83			6 Marcus Cline	24
4. 2 Gavin Schulz	82			2 Gavin Schulz	24
5. 2 tied at.....	79			5. 2 tied at....	23
<b>Games as sub</b>					
1. 1 James Agabedis III	15				
2. 21 Ben Romano	14				
3. 3 Adam Ebling	10				
4. 40 Tracy Mitchem	8				
9 Matthias Haas	8				

2024 Tulane Baseball  
Pitching Leaders for Tulane Green Wave (as of Mar 24, 2024)  
(All games)

Hitting minimums - 2.5 AB/Game  
Pitching minimums - 1 Games 1.0 IP/Game

Earned run avg		Opposing bat avg		Won-loss pct	
1. 34 Chandler Welch	2.23	1. 34 Chandler Welch	.262	1. 34 Chandler Welch	1.000
2. 38 Luc Fladda	3.58	2. 38 Luc Fladda	.279	2. 38 Luc Fladda	.000
Wins		Losses		Saves	
1. 53 Henry Shuffler	3	1. 39 Jake Saum	3	1. 99 Trey Cehajic	4
34 Chandler Welch	3	2. 99 Trey Cehajic	2	2. 57 Jacob Moore	3
3. 35 Carter Benbrook	2	56 Will Clements	2	3. 28 Tayler Montiel	1
36 Billy Price	2	4. 57 Jacob Moore	1	53 Henry Shuffler	1
57 Jacob Moore	2	15 Michael Lombardi	1		
Innings pitched		Batters struck out		Appearances	
1. 34 Chandler Welch	36.1	1. 34 Chandler Welch	32	1. 53 Henry Shuffler	11
2. 38 Luc Fladda	27.2	2. 38 Luc Fladda	24	57 Jacob Moore	11
		3. 57 Jacob Moore	22	3. 35 Carter Benbrook	9
		4. 15 Michael Lombardi	20	99 Trey Cehajic	9
		5. 35 Carter Benbrook	18	5. 54 Blaise Wilcenski	8
Games started		Games finished		Games in relief	
1. 56 Will Clements	6	1. 99 Trey Cehajic	6	1. 57 Jacob Moore	11
34 Chandler Welch	6	2. 57 Jacob Moore	5	53 Henry Shuffler	11
3. 38 Luc Fladda	5	3. 5 tied at....	2	3. 99 Trey Cehajic	9
4. 39 Jake Saum	4			4. 54 Blaise Wilcenski	8
5. 15 Michael Lombardi	2			35 Carter Benbrook	8
Wild pitches		Balks		Hit batters	
1. 54 Blaise Wilcenski	4			1. 34 Chandler Welch	8
99 Trey Cehajic	4			2. 56 Will Clements	6
3. 49 Logan Hurd	3			3. 99 Trey Cehajic	4
4. 53 Henry Shuffler	2			39 Jake Saum	4
35 Carter Benbrook	2			53 Henry Shuffler	4
Intentional BB allowed		Runners picked off		Batters SO out looking	
1. 99 Trey Cehajic	1			1. 38 Luc Fladda	10
49 Logan Hurd	1			2. 34 Chandler Welch	9
				3. 54 Blaise Wilcenski	7
				53 Henry Shuffler	7
				15 Michael Lombardi	7
Sac bunts allowed		Sac flies allowed		Hits allowed	
1. 38 Luc Fladda	3	1. 57 Jacob Moore	2	1. 38 Luc Fladda	31
35 Carter Benbrook	3	2. 6 tied at.....	1	2. 34 Chandler Welch	37
3. 34 Chandler Welch	2				
99 Trey Cehajic	2				
5. 4 tied at....	1				
Runs allowed		Earned runs allowed		Walks allowed	
1. 34 Chandler Welch	13	1. 34 Chandler Welch	9	1. 34 Chandler Welch	4
2. 38 Luc Fladda	16	2. 38 Luc Fladda	11	2. 38 Luc Fladda	5
Doubles allowed		Triples allowed		Home runs allowed	
1. 34 Chandler Welch	6	1. 34 Chandler Welch	1	1. 38 Luc Fladda	1
38 Luc Fladda	6	38 Luc Fladda	1	2. 34 Chandler Welch	2



2024 Tulane Baseball  
Fielding Leaders for Tulane Green Wave (as of Mar 24, 2024)  
(All games)

Pitching minimums - 1 Games 1.0 IP/Game

Fielding pct		Chances		Putouts	
1. 8 Connor Rasmussen	1.000	1. 17 Colin Tuft	212	1. 17 Colin Tuft	194
11 Teo Banks	1.000	2. 33 Brady Marget	203	33 Brady Marget	194
45 Brock Slaton	1.000	3. 8 Connor Rasmussen	108	3. 11 Teo Banks	53
1 James Agabedis III	1.000	4. 6 Marcus Cline	106	4. 8 Connor Rasmussen	45
56 Will Clements	1.000	5. 2 Gavin Schulz	55	5. 2 tied at.....	34
Assists		Errors		Fielding double plays	
1. 6 Marcus Cline	68	1. 15 Michael Lombardi	6	1. 33 Brady Marget	13
2. 8 Connor Rasmussen	63	2. 2 Gavin Schulz	5	2. 8 Connor Rasmussen	11
3. 2 Gavin Schulz	36	3. 17 Colin Tuft	4	3. 6 Marcus Cline	8
4. 17 Colin Tuft	14	6 Marcus Cline	4	4. 2 Gavin Schulz	3
5. 15 Michael Lombardi	11	5. 6 tied at.....	1	5. 56 Will Clements	2
Stolen bases against		Caught stealing by		Steal attempts against	
1. 17 Colin Tuft	25	1. 17 Colin Tuft	5	1. 17 Colin Tuft	30
2. 34 Chandler Welch	6	2. 5 tied at.....	1	2. 34 Chandler Welch	7
3. 53 Henry Shuffler	4			3. 53 Henry Shuffler	5
15 Michael Lombardi	4			4. 3 tied at.....	4
5. 2 tied at.....	3				
Passed balls		Catchers interference			
1. 17 Colin Tuft	2				

2024 Tulane Baseball  
Miscellaneous Stats for Tulane Green Wave (as of Mar 24, 2024)  
(All games)

Multiple Hit Games	2	3	4	5+	Total
33 Brady Marget	8	1	-	-	9
17 Colin Tuft	7	-	-	-	7
2 Gavin Schulz	3	4	-	-	7
24 Jackson Linn	4	1	1	-	6
8 Connor Rasmussen	6	-	-	-	6
45 Brock Slaton	5	-	-	-	5
11 Teo Banks	5	-	-	-	5
6 Marcus Cline	4	-	1	-	5
14 Nathan Rose	2	1	-	-	3
15 Michael Lombardi	1	-	-	-	1
TEAM	45	7	2	0	54

Multiple RBI Games	2	3	4	5+	Total
2 Gavin Schulz	4	1	1	-	6
33 Brady Marget	5	-	-	-	5
8 Connor Rasmussen	3	1	-	1	5
24 Jackson Linn	3	1	-	-	4
11 Teo Banks	3	1	-	-	4
17 Colin Tuft	1	2	-	-	3
6 Marcus Cline	1	2	-	-	3
21 Ben Romano	1	-	-	-	1
14 Nathan Rose	1	-	-	-	1
45 Brock Slaton	1	-	-	-	1
TEAM	23	8	1	1	33

Hitting Streaks	Longest	Current
33 Brady Marget	10	-
45 Brock Slaton	9	1
17 Colin Tuft	8	8
24 Jackson Linn	6	-
15 Michael Lombardi	4	1
6 Marcus Cline	4	1
14 Nathan Rose	4	-
2 Gavin Schulz	4	-
8 Connor Rasmussen	3	-
11 Teo Banks	3	3
40 Tracy Mitchem	3	1
21 Ben Romano	2	2
9 Matthias Haas	1	-
3 Adam Ebling	1	1

Reached Base Streaks	Longest	Current
45 Brock Slaton	18	1
33 Brady Marget	17	-
17 Colin Tuft	16	16
24 Jackson Linn	12	-
14 Nathan Rose	8	-
6 Marcus Cline	8	8
40 Tracy Mitchem	6	3
2 Gavin Schulz	6	-
8 Connor Rasmussen	5	-
15 Michael Lombardi	4	1
11 Teo Banks	3	3
23 Reed Kellum	3	3
9 Matthias Haas	3	2
21 Ben Romano	2	2
1 James Agabedis III	1	-
3 Adam Ebling	1	1

2024 Tulane Baseball  
Miscellaneous Stats for Tulane Green Wave (as of Mar 24, 2024)  
(All games)

Starting Lineup By Position  
(Team W-L record when starter)

PITCHER:		
34 Chandler Welch	6	(4-2)
56 Will Clements	6	(2-4)
38 Luc Fladda	5	(5-0)
39 Jake Saum	4	(1-3)
15 Michael Lombardi	2	(2-0)
35 Carter Benbrook	1	(1-0)
CATCHER:		
17 Colin Tuft	23	(14-9)
23 Reed Kellum	1	(1-0)
FIRST BASE:		
33 Brady Marget	23	(15-8)
9 Matthias Haas	1	(0-1)
SECOND BASE:		
8 Connor Rasmussen	23	(14-9)
15 Michael Lombardi	1	(1-0)
THIRD BASE:		
2 Gavin Schulz	18	(12-6)
15 Michael Lombardi	6	(3-3)
SHORTSTOP:		
6 Marcus Cline	24	(15-9)
LEFT FIELD:		
24 Jackson Linn	18	(12-6)
2 Gavin Schulz	6	(3-3)
CENTER FIELD:		
11 Teo Banks	24	(15-9)
RIGHT FIELD:		
45 Brock Slaton	21	(13-8)
9 Matthias Haas	3	(2-1)
DESIGNATED HITTER:		
14 Nathan Rose	19	(13-6)
40 Tracy Mitchem	4	(2-2)
33 Brady Marget	1	(0-1)

Starting Lineup By Lineup Spot  
(Team W-L record when starter)

LEADOFF:		
17 Colin Tuft	10	(6-4)
45 Brock Slaton	9	(6-3)
6 Marcus Cline	3	(2-1)
11 Teo Banks	1	(0-1)
8 Connor Rasmussen	1	(1-0)
2ND SPOT:		
11 Teo Banks	10	(7-3)
33 Brady Marget	7	(3-4)
8 Connor Rasmussen	4	(2-2)
24 Jackson Linn	3	(3-0)
3RD SPOT:		
33 Brady Marget	17	(12-5)
11 Teo Banks	5	(3-2)
14 Nathan Rose	1	(0-1)
17 Colin Tuft	1	(0-1)
CLEANUP:		
14 Nathan Rose	10	(7-3)
8 Connor Rasmussen	6	(4-2)
24 Jackson Linn	4	(2-2)
9 Matthias Haas	3	(2-1)
17 Colin Tuft	1	(0-1)
5TH SPOT:		
8 Connor Rasmussen	8	(4-4)
17 Colin Tuft	5	(4-1)
14 Nathan Rose	3	(2-1)
6 Marcus Cline	3	(2-1)
11 Teo Banks	2	(1-1)
45 Brock Slaton	1	(1-0)
9 Matthias Haas	1	(0-1)
40 Tracy Mitchem	1	(1-0)
6TH SPOT:		
11 Teo Banks	6	(4-2)
17 Colin Tuft	5	(3-2)
8 Connor Rasmussen	3	(3-0)
45 Brock Slaton	3	(2-1)
14 Nathan Rose	3	(2-1)
23 Reed Kellum	1	(1-0)
40 Tracy Mitchem	1	(0-1)
15 Michael Lombardi	1	(0-1)
2 Gavin Schulz	1	(0-1)
7TH SPOT:		
24 Jackson Linn	10	(7-3)
2 Gavin Schulz	6	(4-2)
14 Nathan Rose	2	(2-0)
6 Marcus Cline	2	(1-1)
40 Tracy Mitchem	2	(1-1)
8 Connor Rasmussen	1	(0-1)
45 Brock Slaton	1	(0-1)
8TH SPOT:		
6 Marcus Cline	13	(10-3)
2 Gavin Schulz	7	(4-3)
45 Brock Slaton	2	(1-1)
15 Michael Lombardi	1	(0-1)
24 Jackson Linn	1	(0-1)
9TH SPOT:		
2 Gavin Schulz	10	(7-3)
15 Michael Lombardi	5	(4-1)
45 Brock Slaton	5	(3-2)
6 Marcus Cline	3	(0-3)
17 Colin Tuft	1	(1-0)

2024 Tulane Baseball  
Miscellaneous Stats for Tulane Green Wave (as of Mar 24, 2024)  
(All games)

STARTERS SUMMARY

Player	GS	Position											Batting Order								
		p	c	1b	2b	3b	ss	lf	cf	rf	of	dh	1st	2nd	3rd	4th	5th	6th	7th	8th	9th
6 Marcus Cline	24	.	.	.	.	.	24	.	.	.	.	.	3	.	.	.	3	.	2	13	3
11 Teo Banks	24	.	.	.	.	.	.	.	24	.	.	.	1	10	5	.	2	6	.	.	.
33 Brady Marget	24	.	.	23	.	.	.	.	.	.	.	1	.	7	17	.	.	.	.	.	.
2 Gavin Schulz	24	.	.	.	.	18	.	6	.	.	.	.	.	.	.	.	.	1	6	7	10
17 Colin Tuft	23	.	23	.	.	.	.	.	.	.	.	.	10	.	1	1	5	5	.	.	1
8 Connor Rasmus	23	.	.	.	23	.	.	.	.	.	.	.	1	4	.	6	8	3	1	.	.
45 Brock Slaton	21	.	.	.	.	.	.	.	.	21	.	.	9	.	.	.	1	3	1	2	5
14 Nathan Rose	19	.	.	.	.	.	.	.	.	.	.	19	.	.	1	10	3	3	2	.	.
24 Jackson Linn	18	.	.	.	.	.	.	18	.	.	.	.	.	3	.	4	.	.	10	1	.
15 Michael Lomba	9	2	.	.	1	6	.	.	.	.	.	.	.	.	.	.	.	1	.	1	5
34 Chandler Welc	6	6	.	.	.	.	.	.	.	.	.	.	.	.	.	.	.	.	.	.	.
56 Will Clements	6	6	.	.	.	.	.	.	.	.	.	.	.	.	.	.	.	.	.	.	.
38 Luc Fladda	5	5	.	.	.	.	.	.	.	.	.	.	.	.	.	.	.	.	.	.	.
9 Matthias Haas	4	.	.	1	.	.	.	.	.	3	.	.	.	.	.	3	1	.	.	.	.
39 Jake Saum	4	4	.	.	.	.	.	.	.	.	.	.	.	.	.	.	.	.	.	.	.
40 Tracy Mitchem	4	.	.	.	.	.	.	.	.	.	.	4	.	.	.	.	1	1	2	.	.
35 Carter Benbroo	1	1	.	.	.	.	.	.	.	.	.	.	.	.	.	.	.	.	.	.	.
23 Reed Kellum	1	.	1	.	.	.	.	.	.	.	.	.	.	.	.	.	.	1	.	.	.



2024 Tulane Baseball  
Overall Statistics for Tulane Green Wave (as of Mar 24, 2024)  
(All games Sorted by Batting avg)

Record: 15-9 Home: 11-5 Away: 4-4 AAC: 2-1

Player	avg	gp-gs	ab	r	h	2b	3b	hr	rbi	tb	slg%	bb	hp	so	gdp	ob%	sf	sh	sb-att	po	a	e	fld%
2 Gavin Schulz	.329	24-24	82	13	27	6	0	5	22	48	.585	10	2	14	0	.402	3	1	3-4	14	36	5	.909
33 Brady Marget	.323	24-24	96	16	31	2	0	4	17	45	.469	17	2	17	2	.431	1	0	0-1	194	8	1	.995
6 Marcus Cline	.304	24-24	79	16	24	5	1	4	15	43	.544	11	3	11	1	.409	0	6	0-0	34	68	4	.962
24 Jackson Linn	.303	22-18	76	13	23	4	1	6	16	47	.618	4	0	25	1	.329	2	0	3-3	34	0	1	.971
45 Brock Slaton	.256	24-21	78	14	20	5	0	2	7	31	.397	8	3	30	1	.341	2	2	2-2	32	2	0	1.000
8 Connor Rasmussen	.253	24-23	79	18	20	4	1	2	19	32	.405	19	5	15	0	.415	3	1	2-3	45	63	0	1.000
17 Colin Tuft	.253	24-23	83	19	21	6	1	3	13	38	.458	16	7	26	0	.411	1	1	1-2	194	14	4	.981
14 Nathan Rose	.226	21-19	62	11	14	5	0	2	6	25	.403	11	5	16	2	.385	0	0	0-0	0	0	0	.000
11 Teo Banks	.188	24-24	96	22	18	7	1	5	15	42	.438	7	7	29	0	.291	0	0	1-1	53	0	0	1.000
-----																							
21 Ben Romano	.429	14-0	7	3	3	2	0	0	3	5	.714	1	0	4	0	.500	0	0	0-1	5	0	0	1.000
15 Michael Lombardi	.368	9-7	19	2	7	2	0	0	3	9	.474	3	1	4	0	.478	0	3	1-1	4	11	6	.714
3 Adam Ebling	.333	10-0	3	5	1	0	0	0	2	1	.333	2	0	1	0	.600	0	0	0-0	2	0	0	1.000
9 Matthias Haas	.235	12-4	17	1	4	1	0	1	3	8	.471	4	1	5	0	.391	1	0	0-0	10	1	1	.917
40 Tracy Mitchem	.222	12-4	18	1	4	0	0	0	5	4	.222	5	1	3	3	.417	0	0	0-0	0	0	0	.000
1 James Agabedis III	.000	15-0	3	2	0	0	0	0	2	0	.000	2	0	2	0	.333	1	0	0-0	6	5	0	1.000
23 Reed Kellum	.000	4-1	2	1	0	0	0	0	0	0	.000	3	2	0	0	.714	0	0	0-0	9	0	1	.900
39 Jake Saum	.000	1-0	0	1	0	0	0	0	0	0	.000	0	0	0	0	.000	0	0	0-0	0	2	0	1.000
Totals	.271	24	800	158	217	49	5	34	148	378	.473	123	39	202	10	.388	14	14	13-18	644	234	25	.972
Opponents	.253	24	826	120	209	44	5	10	115	293	.355	86	34	204	11	.345	8	14	26-31	622	190	27	.968

LOB - Team (211), Opp (204). DPs turned - Team (14), Opp (15). CI - Team (0), Opp (1). IBB - Team (0), Opp (2).

(All games Sorted by Earned run avg)

Player	era	w-l	app	gs	cg	sho	sv	ip	h	r	er	bb	so	2b	3b	hr	b/avg	wp	hp	bk	sfa	sha
34 Chandler Welch	2.23	3-0	6	6	0	0/0	0	36.1	37	13	9	4	32	6	1	2	.262	0	8	0	0	2
38 Luc Fladda	3.58	0-0	7	5	0	0/0	0	27.2	31	16	11	5	24	6	1	1	.279	0	1	0	1	3
-----																						
57 Jacob Moore	0.55	2-1	11	0	0	0/1	3	16.1	11	4	1	3	22	3	0	1	.190	1	0	0	2	1
53 Henry Shuffler	1.08	3-0	11	0	0	0/2	1	16.2	5	2	2	7	15	1	1	0	.093	2	4	0	0	0
36 Billy Price	1.15	2-0	7	0	0	0/0	0	15.2	5	3	2	6	7	0	0	1	.100	0	0	0	1	0
15 Michael Lombardi	3.29	1-1	6	2	0	0/1	0	13.2	10	5	5	10	20	3	1	0	.204	1	2	0	1	1
54 Blaise Wilcenski	3.60	1-0	8	0	0	0/0	0	15.0	18	6	6	5	15	3	0	2	.295	4	1	0	0	1
28 Tayler Montiel	5.40	0-0	3	0	0	0/0	1	3.1	2	2	2	3	3	1	0	0	.182	0	1	0	1	0
56 Will Clements	5.48	1-2	6	6	0	0/1	0	23.0	28	15	14	7	13	3	0	1	.301	1	6	0	1	1
99 Trey Cehajic	5.54	0-2	9	0	0	0/2	4	13.0	17	11	8	5	9	7	0	0	.304	4	4	0	0	2
35 Carter Benbrook	7.04	2-0	9	1	0	0/0	0	15.1	19	12	12	8	18	3	1	0	.311	2	1	0	0	3
49 Logan Hurd	8.59	0-0	7	0	0	0/1	0	7.1	5	8	7	7	11	4	0	0	.179	3	2	0	0	0
39 Jake Saum	15.43	0-3	6	4	0	0/0	0	9.1	12	16	16	12	13	2	0	2	.308	0	4	0	0	0
16 Jonah Wachter	22.50	0-0	2	0	0	0/0	0	2.0	7	5	5	3	2	1	0	0	.583	1	0	0	1	0
48 Colin Reilly	99.00	0-0	1	0	0	0/0	0	0.0	2	2	2	1	0	1	0	0	1.000	1	0	0	0	0
Totals	4.28	15-9	24	24	0	2/2	9	214.2	209	120	102	86	204	44	5	10	.253	20	34	0	8	14
Opponents	6.16	9-15	24	24	0	1/1	6	207.1	217	158	142	123	202	49	5	34	.271	25	39	4	14	14

PB - Team (2), C. Tuft 2, Opp (2). SBA/ATT - C. Tuft (25-30), C. Welch (6-7), H. Shuffler (4-5), B. Wilcenski (3-4), W. Clements (3-4), M. Lombardi (4-4), J. Moore (1-2), C. Benbrook (2-2), L. Fladda (1-1), T. Cehajic (1-1), R. Kellum (1-1), B. Price (1-1).

2024 Tulane Baseball  
Overall Statistics for Tulane Green Wave (as of Mar 24, 2024)  
(All games Sorted by Fielding pct)

Player	c	po	a	e	fld%	dp	sba	csb	sba%	pb	ci
8 Connor Rasmussen	108	45	63	0	1.000	11	0	0	---	0	0
11 Teo Banks	53	53	0	0	1.000	0	0	0	---	0	0
45 Brock Slaton	34	32	2	0	1.000	0	0	0	---	0	0
1 James Agabedis III	11	6	5	0	1.000	1	0	0	---	0	0
56 Will Clements	10	2	8	0	1.000	2	3	1	.750	0	0
38 Luc Fladda	7	1	6	0	1.000	0	1	0	1.000	0	0
21 Ben Romano	5	5	0	0	1.000	0	0	0	---	0	0
34 Chandler Welch	4	2	2	0	1.000	0	6	1	.857	0	0
54 Blaise Wilcenski	3	0	3	0	1.000	0	3	1	.750	0	0
3 Adam Ebling	2	2	0	0	1.000	0	0	0	---	0	0
39 Jake Saum	2	0	2	0	1.000	0	0	0	---	0	0
53 Henry Shuffler	1	1	0	0	1.000	0	4	1	.800	0	0
49 Logan Hurd	1	1	0	0	1.000	0	0	0	---	0	0
33 Brady Marget	203	194	8	1	.995	13	0	0	---	0	0
17 Colin Tuft	212	194	14	4	.981	1	25	5	.833	2	0
24 Jackson Linn	35	34	0	1	.971	0	0	0	---	0	0
6 Marcus Cline	106	34	68	4	.962	8	0	0	---	0	0
9 Matthias Haas	12	10	1	1	.917	0	0	0	---	0	0
2 Gavin Schulz	55	14	36	5	.909	3	0	0	---	0	0
23 Reed Kellum	10	9	0	1	.900	0	1	0	1.000	0	0
35 Carter Benbrook	4	0	3	1	.750	0	2	0	1.000	0	0
99 Trey Cehajic	4	1	2	1	.750	0	1	0	1.000	0	0
15 Michael Lombardi	21	4	11	6	.714	1	4	0	1.000	0	0
48 Colin Reilly	0	0	0	0	.000	0	0	0	---	0	0
36 Billy Price	0	0	0	0	.000	0	1	0	1.000	0	0
14 Nathan Rose	0	0	0	0	.000	0	0	0	---	0	0
57 Jacob Moore	0	0	0	0	.000	0	1	1	.500	0	0
16 Jonah Wachter	0	0	0	0	.000	0	0	0	---	0	0
28 Tayler Montiel	0	0	0	0	.000	0	0	0	---	0	0
40 Tracy Mitchem	0	0	0	0	.000	0	0	0	---	0	0
Totals	903	644	234	25	.972	14	26	5	.839	2	0
Opponents	839	622	190	27	.968	15	13	5	.722	2	1

Hitting minimums - 2.5 AB/Game  
Pitching minimums - 1 Games 1.0 IP/Game

2024 Tulane Baseball  
Conference statistics for Tulane Green Wave (as of Mar 24, 2024)  
(AAC games only Sorted by Batting avg)

Record: 2-1 Home: 0-0 Away: 2-1 AAC: 2-1

Player	avg	gp-gs	ab	r	h	2b	3b	hr	rbi	tb	slg%	bb	hp	so	gdp	ob%	sf	sh	sb-att	po	a	e	fld%
2 Gavin Schulz	.500	3-3	12	2	6	3	0	0	4	9	.750	2	0	1	0	.571	0	0	0-1	4	7	1	.917
6 Marcus Cline	.385	3-3	13	3	5	1	0	1	4	9	.692	2	1	2	0	.500	0	1	0-0	5	9	0	1.000
11 Teo Banks	.357	3-3	14	5	5	3	0	1	2	11	.786	0	1	6	0	.400	0	0	0-0	9	0	0	1.000
17 Colin Tuft	.308	3-3	13	3	4	3	0	1	4	10	.769	3	1	4	0	.471	0	0	0-0	23	1	1	.960
33 Brady Marget	.267	3-3	15	4	4	0	0	1	2	7	.467	1	1	2	0	.353	0	0	0-0	27	1	0	1.000
8 Connor Rasmussen	.200	3-2	10	2	2	0	0	0	2	2	.200	3	0	3	0	.385	0	0	0-0	4	8	0	1.000
24 Jackson Linn	.067	3-3	15	1	1	0	0	1	1	4	.267	0	0	7	0	.067	0	0	0-0	3	0	0	1.000
-----																							
3 Adam Ebling	1.000	3-0	1	2	1	0	0	0	1	1	1.000	0	0	0	0	1.000	0	0	0-0	0	0	0	.000
15 Michael Lombardi	.667	2-1	3	0	2	0	0	0	0	2	.667	1	0	1	0	.750	0	0	0-0	0	2	0	1.000
21 Ben Romano	.667	3-0	3	2	2	1	0	0	2	3	1.000	1	0	1	0	.750	0	0	0-1	3	0	0	1.000
9 Matthias Haas	.250	2-1	4	0	1	0	0	0	1	1	.250	0	1	1	0	.400	0	0	0-0	1	0	1	.500
40 Tracy Mitchem	.200	3-1	5	0	1	0	0	0	3	1	.200	2	0	1	1	.429	0	0	0-0	0	0	0	.000
45 Brock Slaton	.200	3-2	5	1	1	1	0	0	0	2	.400	0	0	1	0	.200	0	1	0-0	2	0	0	1.000
14 Nathan Rose	.000	2-2	6	0	0	0	0	0	0	0	.000	1	0	1	0	.143	0	0	0-0	0	0	0	.000
1 James Agabedis III	.000	2-0	1	0	0	0	0	0	0	0	.000	0	0	0	0	.000	0	0	0-0	0	1	0	1.000
23 Reed Kellum	.000	1-0	0	0	0	0	0	0	0	0	.000	1	0	0	0	1.000	0	0	0-0	0	0	0	.000
39 Jake Saum	.000	1-0	0	1	0	0	0	0	0	0	.000	0	0	0	0	.000	0	0	0-0	0	0	0	.000
Totals	.292	3	120	26	35	12	0	5	26	62	.517	17	5	31	1	.401	0	2	0-2	84	31	3	.975
Opponents	.219	3	105	12	23	5	1	1	11	33	.314	11	4	24	1	.317	0	1	3-3	87	33	6	.952

LOB - Team (31), Opp (25). DPs turned - Team (3), Opp (3).

(AAC games only Sorted by Earned run avg)

Player	era	w-l	app	gs	cg	sho	sv	ip	h	r	er	bb	so	2b	3b	hr	b/avg	wp	hp	bk	sfa	sha
34 Chandler Welch	1.12	1-0	1	1	0	0/0	0	8.0	7	1	1	1	5	1	0	1	.233	0	1	0	0	0
38 Luc Fladda	3.38	0-0	1	1	0	0/0	0	5.1	6	4	2	0	5	2	1	0	.273	0	1	0	0	1
56 Will Clements	6.23	0-1	1	1	0	0/0	0	4.1	5	4	3	2	2	1	0	0	.278	0	1	0	0	0
-----																						
36 Billy Price	0.00	0-0	1	0	0	0/0	0	2.1	1	0	0	0	2	0	0	0	.125	0	0	0	0	0
57 Jacob Moore	0.00	1-0	1	0	0	0/0	0	2.1	1	0	0	0	5	0	0	0	.125	0	0	0	0	0
54 Blaise Wilcenski	0.00	0-0	1	0	0	0/0	0	1.2	0	0	0	1	2	0	0	0	.000	0	0	0	0	0
53 Henry Shuffler	0.00	0-0	1	0	0	0/0	0	1.1	1	0	0	2	2	0	0	0	.200	1	0	0	0	0
35 Carter Benbrook	0.00	0-0	1	0	0	0/0	0	1.0	1	0	0	0	0	1	0	0	.250	0	0	0	0	0
39 Jake Saum	0.00	0-0	1	0	0	0/0	0	0.2	0	0	0	1	1	0	0	0	.000	0	0	0	0	0
99 Trey Cehajic	27.00	0-0	1	0	0	0/0	0	0.2	1	2	2	2	0	0	0	0	.500	1	0	0	0	0
28 Tayler Montiel	27.00	0-0	1	0	0	0/0	0	0.1	0	1	1	2	0	0	0	0	.000	0	1	0	0	0
Totals	2.89	2-1	3	3	0	0/0	0	28.0	23	12	9	11	24	5	1	1	.219	2	4	0	0	1
Opponents	7.14	1-2	3	3	0	0/0	1	29.0	35	26	23	17	31	12	0	5	.292	3	5	0	0	2

SBA/ATT - C. Tuft (3-3), C. Welch (1-1), B. Wilcenski (1-1), W. Clements (1-1).

2024 Tulane Baseball  
Conference statistics for Tulane Green Wave (as of Mar 24, 2024)  
(AAC games only Sorted by Fielding pct)

Player	c	po	a	e	fld%	dp	sba	csb	sba%	pb	ci
33 Brady Marget	28	27	1	0	1.000	3	0	0	---	0	0
6 Marcus Cline	14	5	9	0	1.000	1	0	0	---	0	0
8 Connor Rasmussen	12	4	8	0	1.000	2	0	0	---	0	0
11 Teo Banks	9	9	0	0	1.000	0	0	0	---	0	0
24 Jackson Linn	3	3	0	0	1.000	0	0	0	---	0	0
21 Ben Romano	3	3	0	0	1.000	0	0	0	---	0	0
56 Will Clements	3	2	1	0	1.000	1	1	0	1.000	0	0
45 Brock Slaton	2	2	0	0	1.000	0	0	0	---	0	0
15 Michael Lombardi	2	0	2	0	1.000	0	0	0	---	0	0
38 Luc Fladda	1	0	1	0	1.000	0	0	0	---	0	0
34 Chandler Welch	1	1	0	0	1.000	0	1	0	1.000	0	0
1 James Agabedis III	1	0	1	0	1.000	0	0	0	---	0	0
17 Colin Tuft	25	23	1	1	.960	0	3	0	1.000	0	0
2 Gavin Schulz	12	4	7	1	.917	2	0	0	---	0	0
9 Matthias Haas	2	1	0	1	.500	0	0	0	---	0	0
23 Reed Kellum	0	0	0	0	.000	0	0	0	---	0	0
14 Nathan Rose	0	0	0	0	.000	0	0	0	---	0	0
39 Jake Saum	0	0	0	0	.000	0	0	0	---	0	0
53 Henry Shuffler	0	0	0	0	.000	0	0	0	---	0	0
3 Adam Ebling	0	0	0	0	.000	0	0	0	---	0	0
40 Tracy Mitchem	0	0	0	0	.000	0	0	0	---	0	0
99 Trey Cehajic	0	0	0	0	.000	0	0	0	---	0	0
35 Carter Benbrook	0	0	0	0	.000	0	0	0	---	0	0
54 Blaise Wilcenski	0	0	0	0	.000	0	1	0	1.000	0	0
57 Jacob Moore	0	0	0	0	.000	0	0	0	---	0	0
36 Billy Price	0	0	0	0	.000	0	0	0	---	0	0
28 Tayler Montiel	0	0	0	0	.000	0	0	0	---	0	0
Totals	118	84	31	3	.975	3	3	0	1.000	0	0
Opponents	126	87	33	6	.952	3	0	2	.000	0	0

Hitting minimums - 2.5 AB/Game  
Pitching minimums - 1 Games 1.0 IP/Game