


TULANE BASEBALL

131 MLB DRAFT PICKS | 57 ALL-AMERICA SELECTIONS | 22 NCAA REGIONALS | THREE SUPER REGIONALS | TWO COLLEGE WORLD SERIES | 16 CONFERENCE TITLES

GAME 5


TULANE GREEN WAVE (3-1) vs. UC IRVINE ANTEATERS (3-0)

FEB. 23-25, 2024 | 6:30p, 2, 1(CT) | NEW ORLEANS | GREER FIELD AT TURCHIN STADIUM (5,000)



TULANE GREEN WAVE
Head Coach: Jay Uhlman
Record at Tulane: 25-47 (second year)
Overall: 86-69 (includes JUCO record)

UC IRVINE ANTEATERS
Head Coach: Ben Orloff
Record at UC Irvine: 161-83 (sixth season)
Overall: Same



Wave Takes Midweek Matchup with Nicholls

Tulane Baseball (3-1) squared off with Nicholls Tuesday evening on Greer Field at Turchin Stadium and emerged with a 3-2 victory for its third straight win of the young season.

The Colonels suffered their first defeat and are also now 3-1.

The Green Wave's Henry Shuffler (1-0) was credited with the win as he tossed one and two-thirds shutout innings in relief of starter Luc Fladda. Fladda, a Chesterfield, Missouri native, scattered eight hits over five and one-third innings, allowing one run with two strikeouts.

Trey Cehajic picked up his second save,

surrendering two hits and an unearned run en route to recording the final six outs.

Nicholls reliever Devin Desandro (1-1) took the loss, giving up a run on two hits in one and a third innings. Colonels' starter Dylan Farley was more than effective, whiffing eight Green Wave batters in four and two-thirds innings. He gave up a run on four hits with a walk.

Tulane center fielder Teo Banks and designated hitter Nathan Rose both had two hits. Both of Rose's base knocks were doubles.

The game was scoreless until Banks gave the home team its first lead on an RBI single to right, plating left fielder Gavin Schulz.

TULANE PITCHING ROTATION (2024 NUMBERS)

Friday	Saturday	Sunday
Jake Saum	Chandler Welch	Will Clements
LHP	RHP	RHP
0-1 Record	1-0 Record	0-0 Record
2.0 IP	5.0 IP	2.2 IP
13.50 ERA	0.00 ERA	13.50 ERA
2 Ks	10 Ks	0 Ks

UC IRVINE PITCHING ROTATION (2024 NUMBERS)

Friday	Saturday	Sunday
Nick Pinto	Riley Kelly	Trevor Hansen
LHP	RHP	RHP
1-0 Record	0-0 Record	0-0 Record
5.1 IP	3.0 IP	3.1 IP
3.38 ERA	3.00 ERA	5.40 ERA
6 Ks	6 Ks	2 Ks

.444

Tulane second baseman Connor Rasmussen leads the team with a .444 batting average through the team's first four games.

.889

Rasmussen also paces the team with a slugging percentage of .889.

.571

Finally, Rasmussen also tops the squad in on-base percentage at .571.

2024 TULANE SCHEDULE

0-0 OVERALL, 0-0 THE AMERICAN

DATE	OPPONENT	TIME/RESULT	TV
FEB. 16	NORTHWESTERN	L, 0-9	ESPN+
FEB. 17	NORTHWESTERN	W, 6-2	ESPN+
FEB. 18	NORTHWESTERN	W, 12-9	ESPN+
FEB. 20	NICHOLLS	W, 3-2	ESPN+
FEB. 23	UC IRVINE	6:30 P.M.	ESPN+
FEB. 24	UC IRVINE	2 P.M.	ESPN+
FEB. 25	UC IRVINE	1 P.M.	ESPN+
FEB. 27	UNO	6:30 P.M.	ESPN+
MARCH 1	YALE	6:30 P.M.	ESPN+
MARCH 2	YALE	2 P.M.	ESPN+
MARCH 3	YALE	1 P.M.	ESPN+
March 5	at Nicholls	6 P.M.	TBA
MARCH 6	GRAMBLING	6:30 P.M.	ESPN+
March 8	at ULL	6 P.M.	TBA
March 9	at ULL	2 P.M.	TBA
March 10	at ULL	1 P.M.	TBA
March 12	at Southeastern Louisiana	6 P.M.	TBA
MARCH 15	PEPPERDINE	6:30 P.M.	ESPN+
MARCH 16	PEPPERDINE	2 P.M.	ESPN+
MARCH 17	PEPPERDINE	1 P.M.	ESPN+
MARCH 18	SAINT LOUIS	6:30 P.M.	ESPN+
March 22	at Rice*	6:30 P.M.	TBA
March 23	at Rice*	2 P.M.	TBA
March 24	at Rice*	1 P.M.	TBA
March 26	at Southern Miss	6 P.M.	TBA
MARCH 28	UTSA*	6:30 P.M.	ESPN+
MARCH 29	UTSA*	6:30 P.M.	ESPN+
MARCH 30	UTSA*	1 P.M.	ESPN+
APRIL 2	TEXAS SOUTHERN	6:30 P.M.	ESPN+
April 5	at UAB*	5 P.M.	TBA
April 6	at UAB*	2 P.M.	TBA
April 7	at UAB*	1 P.M.	TBA
April 9	at UNO	6:30 P.M.	TBA
APRIL 12	SOUTH FLORIDA*	6:30 P.M.	ESPN+
APRIL 13	SOUTH FLORIDA*	6:30 P.M.	ESPN+
APRIL 14	SOUTH FLORIDA*	1 P.M.	ESPN+
APRIL 17	SOUTH ALABAMA	6:30 P.M.	ESPN+
April 19	at FAU*	5:30 P.M.	TBA
April 20	at FAU*	3 P.M.	TBA
April 21	at FAU*	11 A.M.	TBA
APRIL 23	SOUTHERN MISS	6:30 P.M.	ESPN+
April 26	at Wichita State*	6 P.M.	TBA
April 27	at Wichita State*	2 P.M.	TBA
April 28	at Wichita State*	1 P.M.	TBA
APRIL 30	SOUTHEASTERN LOUISIANA	6:30 P.M.	ESPN+
MAY 3	MEMPHIS*	6:30 P.M.	ESPN+
MAY 4	MEMPHIS*	6:30 P.M.	ESPN+
MAY 5	MEMPHIS*	1 P.M.	ESPN+
May 7	at UNO	6:30 P.M.	TBA
MAY 10	ECU*	6:30 P.M.	ESPN+
MAY 11	ECU*	6:30 P.M.	ESPN+
MAY 12	ECU*	1 P.M.	ESPN+
May 16	at Charlotte*	5 P.M.	TBA
May 17	at Charlotte*	5 P.M.	TBA
May 18	at Charlotte*	1 P.M.	TBA
MAY 21-26	AAC TOURNAMENT^	TBA	TBA

* - Denotes American Athletic Conference game

^ - American Athletic Championship (Clearwater, Fla. - BayCare Ballpark)




Home games in **BOLD**, and played at Greer Field at Turchin Stadium
All times central time zone and subject to change.

TV: ESPN+
Play-by-Play: Corey Gloor
Analyst: N/A

RADIO: 88.3 FM (Friday & Sunday)/Tulane Athletics & Varsity Network apps (All three games)
Play-by-Play: Corey Gloor (All three games)

BASEBALL SID:

Jason Corriher, Asst. AD for Strategic Communications
Email: jcorriher@tulane.edu
Cell: 740-331-1497

 / GREEN WAVE BASEBALL  @GREENWAVEBSB  TULANEBASEBALL

+++++ 1



2024 QUICK FACTS

University

Location	New Orleans, La.
Founded	1834
Enrollment	13,581
President	Mr. Michael A. Fitts
	Harvard (1975)
Athletics Director	David Harris
	Ole Miss (1993)
Strategic Communications	
Asst. AD for Strategic Communications/Baseball Contact	Jason Corriher
Cell Phone	(740-331-1497)
E-mail	jcorriher@tulane.edu
Mailing Address	James W. Wilson Jr. Center
	New Orleans, LA 70118
Website	www.TulaneGreenWave.com

Coaching Staff

Head Coach	Jay Uhlman
	(Nevada, 1997)
Overall Record (Yrs.)	25-47 (Second Season)
Record at Tulane	86-69 (Includes JUCO record)
Assistant Coaches	Anthony Izzio (South Alabama, 2013)
	Justin Bridgman (Nevada, 2017)
	Thomas Brittle (Clemson, 2013)
General Manager, Baseball Operations/Player Development ..	Curtis Akey (LSU, 2007)
Baseball Office	(504) 862-8216

Team Information

Facility	Greer Field at Turchin Stadium (5,000)
Built	1991 (Renovated: 2008)
First Game	March 11, 1991
	(Tulane 11, Notre Dame 4)
Dimensions	Lines: 325, Alleys: 370, Center: 400

2023 Recap

2023 Record (American Athletic Conference)	19-42 (8-16, 7th)
2023 American Athletic Conference Tournament Champions	
2023 Baton Rouge Regional Participants	

History Recap

NCAA Regional Appearances	22
	1979, 1982, 1983, 1986, 1987, 1988, 1992, 1994, 1996,
	1998, 1999, 2000, 2001, 2002, 2003, 2004, 2005, 2006,
	2008, 2015, 2016, 2023
NCAA Super Regional Appearances	3
	2001, 2004, 2005
College World Series Appearances	2
	2001, 2005
Overall Postseason Record	38-46 (.452)
Last Postseason Results	Baton Rouge Regional (2023)
	L, 7-2 vs. LSU
	L, 10-2 vs. Sam Houston

Both teams traded runs in the sixth, with the Olive and Blue going back on top 2-1 on a sacrifice fly to left by second baseman Connor Rasmussen.

Tulane right fielder Brock Slaton extended the lead to 3-1 on another sacrifice fly to left in the seventh before Nicholls pulled one back with an unearned run in the top of the eighth.

Cehajic, however, made quick work of the visitors in the ninth, retiring the side on six pitches.

Both teams combined for just one walk.

Fastball Velo Numbers vs. Northwestern

Trey Cehajic: 93.2 mph
Michael Lombardi: 93.1
Chandler Welch: 92.6
Jacob Moore: 91.8
Jake Saum: 91.7
Will Clements: 91.7
Blaise Wilcenski: 90.2
Logan Hurd: 90.1

Batting Exit Velo Numbers vs. Northwestern

Brady Marget: 107.2 mph, 101.1, 100.6
Connor Rasmussen: 103.1, 100.8
Brock Slaton: 102.3
Teo Banks: 101.9, 101.3
Colin Tuft: 100.5

Welch Named AAC Pitcher of the Week
Tulane junior pitcher Chandler Welch was named American Athletic Conference Pitcher of the Week on Monday following a spectacular showing by the Slidell native on Saturday.

Welch was dominant in the 6-2 win over Northwestern as he registered a career-high 10 strikeouts to lift the Green Wave to its first victory of the season. He allowed just one hit and a hit batter in the five-inning, 78-pitch effort.

Also earning recognition was second baseman Connor Rasmussen for the AAC Honor Roll. The Fort Mill, S.C. native hit .444 this week (4-for-9) with three runs scored and seven RBI. He also posted an on-base percentage of .571 and a slugging percentage of .889 with eight assists and no errors. Unquestionably, his biggest moment of the weekend came in Sunday's rubber match with the Wildcats when he blasted a grand slam over the wall in right center to clinch the series victory.

Green Wave Opens 2024 Campaign Against Northwestern

Tulane Baseball, fresh off its 2023 American Athletic Conference championship, will kick off its 2024 season at home with a three-game weekend series against Northwestern

on the newly-refurbished Greer Field at Turchin Stadium.

The two teams will square off Friday at 6:30, followed by games at 2 and 1 p.m. on Saturday and Sunday, respectively. The games will all be streamed on ESPN+ with a trio of individuals handling the Tulane Sports Network from Learfield radio call on 88.3 FM WRBH. Voice of the Green Wave Corey Gloor will call the action on Friday, while Paul Boron will handle Saturday before handing it off to Tulane Athletics Hall of Famer Todd Graffagnini on Sunday. Airtime for all three games is 15 minutes before first pitch.

On Friday, there will be a team poster and schedule can giveaway to the first 500 fans.

Sunday will be Riptide's Kids Club Day. Kids Club members will receive free admission and there will be a giveaway of collectible Tulane Baseball cards. A postgame autograph session with Michael Lombardi, Wes Burton, Chris Diaz, Tracy Mitchem, Jacob Moore and head coach Jay Uhlman will also be held on the concourse behind home plate.

The Green Wave, which boasts the Preseason AAC Player of the Year in outfielder Teo Banks, will start UCLA transfer Jake Saum on Friday. The 5-11 lefthander went 7-2 during his time with the Bruins, sporting an earned run average of 4.31 with 74 strikeouts and 37 walks in 64 and two-thirds innings. He yielded a .243 batting average against.

The Wildcats will counter with a lefty of their own in Nolan Moor on Friday. The Colebrook, Connecticut native went 2-1 last season with a 12.81 ERA in 19 and two-thirds innings. He posted 19 strikeouts and nine free passes in 2023.

Tulane will start righty Chandler Welch on Saturday. The junior from Slidell, LA went 4-5 last season, whiffing 62 batters against 17 walks in 58 innings.

Northwestern will send Matt McClure to the hill for its second game. The Rancho Santa Margarita, California native is coming off a 2023 season that saw him go 1-6 with a 6.71 ERA in 59 innings. He also struck out 38 and walked 25.

On Sunday, the Green Wave will start 6-5 junior Will Clements. Clements hails from The Woodlands, Texas and led McLennan Junior College to the JUCO World Series a year ago, boasting an ERA of 3.50 to go with his 8-2 record in 81 and two-thirds innings. He also fanned 68 batters.

Northwestern's Sunday starter has not yet been named.



The Wildcats went 10-40 overall last season and 4-20 in the Big Ten. New head coach Ben Greenspan was hired on August 18, 2023 after serving as Associate Head Coach and Recruiting Coordinator for Michigan in 2023.

Banks, Price, Schulz Named Captains for 2024 Campaign

Tulane outfielder Teo Banks, pitcher Billy Price and infielder/outfielder Gavin Schulz have been selected as team captains by their teammates, the baseball program announced on Monday.

Banks enters this season having been named the American Athletic Conference's Preseason Player of the Year by the league's head coaches and Perfect Game.

The Odessa, Texas native hit .301 last season with 18 home runs, 46 runs scored and 51 RBI to help lead the Green Wave on a charge through the AAC Tournament, where he was named the week's Most Outstanding Player. Tulane captured the title with a surge from the bracket's No. 7 seed and earned a berth in the NCAA Tournament's Baton Rouge Regional. He also garnered second-team all-conference honors during the regular season.

Banks also led the Green Wave in slugging percentage (.607) and total bases (133) en route to adding second-team all-Louisiana Sports Writers Association (LSWA) honors over the summer.

Price made 23 appearances last season for the Green Wave and hurled 39 innings with 35 strikeouts. He also yielded a .260 batting average against, while earned AAC All-Academic honors.

Schulz played 59 games last year with 58 starts in 2023. He also claimed All-AAC Tourney honors, hitting .242 with 31 runs scored, six doubles, five home runs and 27 RBI for the season. He was also second on the roster with nine stolen bases and 35 walks.

Banks Adds to List of Preseason Honors

Tulane outfielder Teo Banks has earned another Preseason American Athletic Conference Player of the Year honor, this time from Perfect Game. The recognition comes on the heels of being given the official honor by the AAC head coaches at the end of December.

The Odessa, Texas native hit .301 last season with 18 home runs, 46 runs scored and 51 RBI to help lead the Green Wave on a charge through the American Athletic Conference Tournament, where he was named the week's Most Outstanding Player. Tulane captured the title with a surge from the bracket's No. 7 seed and earned a berth in the NCAA Tournament's Baton Rouge Regional. He also garnered second-team all-conference honors during the regular season.

Banks also led the Green Wave in slugging percentage (.607) and total bases (133) en route to adding second-team all-Louisiana Sports Writers Association (LSWA) honors over the summer.

Baseball and Marucci Join Forces in a Powerful Partnership

Tulane Baseball announced a partnership with Marucci Sports on Monday.

The agreement will provide the program with cutting-edge equipment, personalized support, and access to Marucci's expertise in player development. Marucci will work closely with the coaching staff and players to ensure they have the tools they need to excel on the field and represent Tulane with pride.

Marucci will elevate the talented team with industry-leading products, like personalized fielding gloves, and the CATX line of baseball bats. Developed with years of analytics and testing, the CATX has proven itself as one of the best bats in college athletics and been a part of many defining moments.

While #MarucciFamily is a common reference made amongst the elite group of baseball and fastpitch organizations and universities who have chosen to partner with the equipment powerhouse, the family roots run deep in the connection to the Green Wave.

"This is a great day for Tulane Baseball and we are proud to say 'we are Marucci,'" said Jay Uhlman, the Olive and Blue's head coach. His excitement is echoed by the CEO and Co-Founder of Marucci Sports, Kurt Ainsworth, who not only believes in the program but has a personal connection with Tulane. His son Alex is a proud student-athlete at Tulane, exemplifying respect and trust in the university and the baseball program.

"We are honored to support Tulane Baseball and contribute to the growth of collegiate athletics in Louisiana. This partnership is a reflection of our belief in the program's potential and the talented athletes it produces," stated Kurt Ainsworth. "Having my son attend Tulane is a source of immense pride for our family, and we are excited about the opportunities this partnership will bring to both of our organizations."

When asked about the decision to partner with Marucci, Uhlman first recognized the company's commitment to personalized service. "We are grateful for the opportunity to join forces with a group of people who value relationships first. Their level of care for the programs they serve are unequalled in our business."

Uhlman continued, "Marucci values our players and makes them feel like valued partners. All of this comes before we have even discussed the quality of the tools for development they provide."



LIFE IN THE AMERICAN

2024 AAC PRESEASON POLL

1. East Carolina (9) 81
2. Charlotte 67
3. UTSA 64
4. Florida Atlantic 54
5. South Florida (1) 47
6. Memphis 35
7. Wichita State 34
8. Rice 29
9. Tulane 25
10. UAB 14

First place votes in parentheses

2024 AAC STANDINGS

Team	Overall W-L PCT.	Conference W-L PCT.
ECU	3-1 .750	0-0 .000
Tulane	3-1 .750	0-0 .000
Wichita State	2-1 .667	0-0 .000
Charlotte	2-2 .500	0-0 .000
UAB	2-2 .500	0-0 .000
Memphis	2-3 .400	0-0 .000
UTSA	2-3 .400	0-0 .000
Florida Atlantic	1-2 .333	0-0 .000
Rice	1-3 .250	0-0 .000
USF	0-2 .000	0-0 .000

2024 AAC Honors

Chandler Welch (2/19, Pitcher of the Week)
Connor Rasmussen (2/19, Honor Roll)

Preseason Player of the Year

Teo Banks, Tulane

Preseason Pitcher of the Year

Trey Yesavage, Jr., East Carolina

Preseason All-Conference Team

P – Trey Yesavage, Jr., East Carolina*
P – Parker Smith, Jr., Rice
P – Jack Ceibert, Jr., South Florida
P – Cameron Hansen, Sr., Charlotte
P – Zach Root, So., East Carolina
P – Caden Favors, Sr., Wichita State
RP – Danny Beal, Sr., East Carolina
C – Justin Wilcoxon, Sr., East Carolina
1B – Carter Cunningham, Sr., East Carolina
2B – Bobby Boser, Jr., South Florida
SS – Eric Snow, So., South Florida
3B – Matt King, Jr., UTSA
OF – Teo Banks, Jr., Tulane
OF – Jacob Jenkins-Cowart, Jr., East Carolina
OF – Drew Brutter, Sr., South Florida
DH – Ben Rozenblum, R-Sr., South Florida

*** denotes unanimous selection**

TULANE'S RECORD WHEN...

	2024
Home	3-1
Away	0-0
Neutral sites	0-0
Day	2-0
Night	1-1
vs. Left-Handed Starters	1-1
vs. Right-Handed Starters	2-0
Non-Conference Games	3-1
Midweek Games	1-0
vs. Louisiana Opponents	1-0
vs. Ranked Opponents	0-0
vs. The American	0-0
vs. SEC	0-0
vs. Sun Belt	0-0
vs. Southland	0-0
vs. Conference USA	0-0
vs. SWAC	0-0
Game 1 of Weekend Series	0-1
Game 2 of Weekend Series	1-0
Game 3 of Weekend Series	1-0
Monday	0-0
Tuesday	1-0
Wednesday	0-0
Thursday	0-0
Friday	0-1
Saturday	1-0
Sunday	1-0
February	3-1
March	0-0
April	0-0
May	0-0
1-Run Games	1-0
2-Run Games	0-0
5+ Run Games	0-1
Extra Inning Games	0-0
Shutouts	0-1
Longest Winning Streak	3 (Current)
Longest Losing Streak	1 (2/18)
Come-From-Behind Wins	1
Longest Game	3:34 (2/18 vs. NU)
Shortest Game	3:08 (2/17 vs. NU)

AT GREER FIELD AT TURCHIN STADIUM

Opened: March 11, 1991

Rededicated: February 22, 2008
(*Tulane 6, UIC 0*)

First Game: March 11, 1991

(*Tulane 11, Notre Dame 4*)

Capacity: 5,000

Surface: AstroTurf Diamond Series

Record: 725-319-3 (32 Seasons)

YEAR-BY-YEAR

Year	W	L	T	PCT
1991	27	8	0	.771
1992	32	9	0	.780
1993	14	12	0	.538
1994	27	6	0	.818
1995	24	14	0	.632
1996	24	8	0	.750
1997	29	13	0	.690
1998	24	4	0	.857
1999	26	3	0	.897
2000	22	8	1	.733
2001	41	7	0	.854
2002	21	11	0	.656
2003	33	3	0	.917
2004	26	3	0	.897
2005	33	4	0	.892
2008	26	15	1	.631
2009	24	13	0	.649
2010	26	14	0	.650
2011	22	15	0	.595
2012	27	10	0	.730
2013	16	16	0	.500
2014	18	13	0	.580
2015	19	11	0	.633
2016	23	8	0	.742
2017	18	17	0	.514
2018	19	15	0	.559
2019	22	14	0	.611
2020	11	1	0	.917
2021	20	11	0	.645
2022	20	12	1	.621
2023	8	20	0	.286
2024	3	1	0	.750
Total	725	319	3	.694



2023-24 TULANE GREEN WAVE BASEBALL

2024 ROSTER

No.	Name	Ht.	Wt.	Pos.	B/T	Yr.	Exp.	Hometown/Last School
1	James Agabedis III	5-10	199	INF	L/R	So.	1L	Sudbury, Ma./Lawrence Academy
2	Gavin Schulz	5-9	185	INF/OF	R/R	Jr.	2L	Meraux, La./Holy Cross HS
3	Adam Ebling	6-2	201	OF/INF	R/R	RS So.	1L	St. Louis, Mo./Westminster Christian Academy
4	Mason Oñate	6-0	187	INF	L/R	Fr.	HS	Powell, Ohio/Olentangy Liberty HS
6	Marcus Cline	5-11	175	INF	L/R	Gr.	TR	Fall Creek, Wisc./UW-Milwaukee
8	Connor Rasmussen	5-11	195	INF	L/R	So.	TR	Fort Mill, S.C./East Carolina
9	Matthias Haas	6-1	200	INF/OF	R/R	Gr.	TR	Oakland, Calif./Cal Poly
11	Teo Banks	6-2	209	OF	R/R	Jr.	2L	Odessa, Texas/Odessa Permian HS
14	Nathan Rose	6-1	178	INF	R/R	Gr.	TR	Shaker Heights, Ohio/Bowling Green
15	Michael Lombardi	6-3	201	RHP/INF	R/R	So.	1L	Pound Ridge, N.Y./Fox Lane HS
16	Jonah Wachter	6-2	204	RHP	R/R	Jr.	2L	Concord, N.H./Concord HS
17	Colin Tuft	6-3	206	C	R/R	Jr.	TR	Vienna, Va./Virginia
21	Ben Romano	6-2	212	OF	R/R	RS Fr.	RS	Chester, N.J./The Hun School
22	William Good	6-2	199	C/INF	R/R	Fr.	HS	Metairie, La./Jesuit HS
23	Reed Kellum	6-3	219	C	R/R	RS Sr.	TR-1L	Jackson, Miss./Hinds CC
24	Jackson Linn	6-3	212	OF	R/R	Jr.	2L	Cambridge, Ma./Cambridge Rindge and Latin HS
26	Chris Diaz	6-0	211	OF	L/L	Fr.	HS	Pomona, N.Y./Millbrook HS
28	Taylor Montiel	6-2	205	LHP	L/L	RS So.	TR-1L	Brentwood, Tenn./Mississippi State
29	Alex Ainsworth	6-2	195	RHP	R/R	Fr.	HS	Baton Rouge, La./Catholic HS
30	Grant Cohn	5-9	192	C	R/R	Fr.	HS	Baton Rouge, La./The Dunham School
33	Brady Marget	6-5	239	INF	L/R	Jr.	2L	Whitefish Bay, Wisc./Whitefish Bay HS
34	Chandler Welch	6-0	200	RHP	R/R	Jr.	2L	Slidell, La./Holy Cross HS
35	Carter Benbrook	6-4	243	LHP	L/L	Gr.	TR	Sacramento, Calif./UC Santa Barbara
36	Billy Price	6-6	220	LHP	L/L	Gr.	TR-1L	Morristown, N.J./University of Virginia
37	Gavin Smith	6-0	195	RHP	R/R	RS Jr.	TR-1L	Cooper City, Fla./Dyersburg State
38	Luc Fladda	6-1	197	LHP	L/L	Jr.	TR	Chesterfield, Mo./Johnson County CC
39	Jake Saum	5-11	195	LHP	L/L	Gr.	TR	Ventura, Calif./UCLA
40	Tracy Mitchem	5-11	206	1B/OF	L/L	RS So.	1L	Windermere, Fla./West Orange HS
45	Brock Slaton	6-0	191	OF	L/L	Jr.	TR	Baton Rouge, La./Delgado CC
48	Colin Reilly	6-2	200	RHP	R/R	So.	1L	Sea Girt, N.J./Christian Brothers Academy
49	Logan Hurd	6-4	195	LHP	L/L	Jr.	TR	Manhattan Beach, Calif./Loyola Marymount
50	Eli Lirette	5-11	164	OF	R/R	Fr.	HS	Mandeville, La./Lakeshore HS
52	Jack Bussard	6-5	223	LHP	L/L	Fr.	HS	Reisterstown, Md./McDonogh HS
53	Henry Shuffler	6-7	234	RHP	R/R	Jr.	TR	Lafayette, La./UL-Monroe
54	Blaise Wilcenski	6-6	245	RHP	R/R	RS So.	TR	Waterford, Mich./Wharton JC
55	Wes Burton	6-8	222	RHP	R/R	Gr.	TR	Santa Monica, Calif./Indiana
56	Will Clements	6-5	235	RHP	R/R	Jr.	TR	The Woodlands, Texas/McLennan CC
57	Jacob Moore	6-5	224	RHP	R/R	RS So.	TR	Lacombe, La./LSU-Eunice
99	Trey Cehajic	6-8	243	RHP	R/R	Jr.	TR	Shreveport, La./McLennan CC

- 20 Jay Uhlman - Head Coach (5th Season at Tulane-2nd as HC; Nevada, 1997)
 5 Anthony Izzio - Assistant Coach (3rd Season at Tulane; South Alabama, 2013)
 51 Justin Bridgman - Assistant Coach (2nd Season at Tulane; Nevada, 2017)
 7 Thomas Brittle - Assistant Coach (2nd Season at Tulane; Clemson, 2013)
 Brennan Lambert - Student Assistant Coach (3rd Season at Tulane-1st as Student Assistant; Tulane, 2023)
 Curtis Akey - General Manager, Baseball Operations & Player Development (10th Season at Tulane; LSU, 2007)
 Nieko Torres - Strength and Conditioning (2nd Season at Tulane; West Virginia, 2017)
 Dr. Victoria Elia - Athletic Trainer (4th Season at Tulane; Lasell College, 2014)
 Ryan Kimberly - Director of Camps and Alumni Relations (1st Season at Tulane; Tulane, 2008)
 Frankie Niemann - Director of Analytics (6th Season at Tulane-1st as Director of Analytics; Tulane, 2022)



JAY UHLMAN

HEAD COACH | 25-47

Second Season | Nevada, 1997

Jay Uhlman was named the 25th head coach of the Tulane Baseball Program on June 7, 2022. He was named to the post after three seasons where he filled the jobs of assistant coach, recruiting coordinator, and interim head coach.

A veteran with more than 26 years of experience in four different conferences including the PAC12, BIG12, AAC, and the WAC, the Redondo Beach, California native was promoted after he led the Green Wave to the AAC Tournament Semifinals to close the 2022 campaign.

In 2023, Uhlman rallied his troops with a dynamic run from the bracket's seven seed in the American Athletic Conference Tournament, culminating with the program's first AAC tourney title (ninth overall) and 16th overall conference championship. The Olive and Blue became the lowest seed to ever win the AAC Tournament. The following weekend, Tulane took part in its 22nd NCAA Regional, this one coming in Baton Rouge. At season's end, the Green Wave saw pitcher Dylan Carmouche selected in the 15th Round by the San Francisco Giants and received the ABCA Academic Excellence Award. Tulane was one of just 11 teams in Division I to receive the honor for seven consecutive years.

He is responsible for the 2020-2021 class ranked 25th by Perfect Game, the highest-ranked class at Tulane since 2003, 36th by Collegiate Baseball.

Uhlman has spent time coaching in the junior college ranks while also having stints in the Western Athletic Conference, Pac 12, Big 12 conferences before settling into the AAC. During his career, Uhlman has coached and recruited 117 all-conference honorees, 29 All-Americans, eight conference players of the year, 29 big leaguers and 13 USA Collegiate National Team alums.

Uhlman made the move to the Big Easy in July of 2019. In his first season on the Green Wave staff, Uhlman helped guide Tulane to a 15-2 mark during the 2020 campaign – Tulane's best start to a season since 1972. Tulane's 15 wins at the end of the shortened season were tied for the most in the American Athletic Conference. In addition, Tulane had five players with a batting average of .300-or-better.

Uhlman arrived at Tulane after spending the previous nine seasons as a member of the University of Oregon staff where he was the associate head coach for the last three seasons. During his time in Eugene, the Ducks accumulated 328 wins, with 136 coming over Pac 12 opponents, to post a .606 overall winning percentage.

During his tenure with the Ducks, Uhlman was a part of a program that won 60 percent of their games, including a three-year stretch with 40-plus victories from 2012-14. In 2013, Oregon won a program-record 48 games and finished second in the league with a 22-8 record, as the Ducks qualified for the NCAA Tournament for four consecutive years, twice being selected as an overall national seed and hosting an NCAA Super Regional in 2012.

In six of his nine seasons with Oregon, Uhlman's classes were consistently ranked in the top 40 by Perfect Game, including bringing in a host of players that went on to earn 16 All-America and 39 All-Pac 12 honors. During that time Oregon had a player named as a finalist for the NCBWA Stopper of the Year three times, two semifinalists for the Dick Howser Trophy, and three semifinalists for the Golden Spikes Award.

Fifty-five (55) of Uhlman's Oregon players went on to play professionally, with two being first-round picks in the MLB Draft. Fifteen (15) of those have gone on to play in the majors.

For one season in 2011, Uhlman served as the assistant coach and recruiting coordinator at the University of Kansas, helping pull in a class that Perfect Game ranked 32nd nationally. He served as the Jayhawks' hitting coach and worked on the offense, as four players earned All-Big 12 honors and six were Big 12 All-Academic picks and six were drafted one went on to reach the big leagues.

Uhlman began his tenure at Oregon in the summer of 2009, when he served as the Ducks' volunteer assistant coach, working with the hitters and organizing on-campus recruiting efforts. In the program's second year as a varsity sport after being dormant for 28 years, Oregon tied the NCAA record for turnaround wins in a season, going from 14 in that first year back in 2009, to 40 in 2010. Oregon also went from winning four games in conference to 13, qualifying for the NCAA Storrs Regional.

In 2001, Uhlman returned to Nevada, his alma mater, as an assistant. He served as the hitting and infield coach while assisting with recruiting efforts. Nevada qualified for the WAC Tournament for four straight years, from 2006-2009, finishing second in the league three times.

Forty-two (42) Wolf Pack players were All-WAC selections, five were tabbed All-Americans, with three players earning WAC Freshman of the Year to go along with two others earning WAC Player of the Year. During his stint, 41 players went on to play professionally, with 13 receiving the call from a major league club.

Uhlman finished his degree from Nevada in 1998 while serving as a graduate assistant for the Wolf Pack. He then moved on to be an assistant coach at L.A. Harbor Junior College. In 1999 he became the head coach for two seasons at LAHC, eventually finishing with an overall record of 61-22-2 and 35-15 in the South Coast Conference.

In 2001 Uhlman's Seahawks went 33-6-1 on the season and 20-4 in the SCC to claim the league and regional championship, as he was named the conference's coach of the year. 24 total players were named All-SCC, including having the conference pitcher of the year among six All-California Community College Athletic Association picks and two All-Americans.

An All-CIF performer at Redondo Union High School, Uhlman culminated his prep career by being drafted by the Toronto Blue Jays. Uhlman moved on to LAHC where he was a two-time all-conference and All-Southern California shortstop.

He then finished his collegiate career playing at Nevada in 1995 and 1997. Uhlman was an honorable mention All-Big West Conference selection as a shortstop in 1997. The Wolf Pack led the NCAA in double plays and double plays per game during Uhlman's senior season advancing to the Lubbock Regional before the NCAA tournament expanded to 64 teams.

By The Numbers

798 Wins as a College Baseball Coach
715 Wins as an Assistant Coach
122 Players who have played professionally
117 All-Conference Players
89 Academic All-Conference Players
83 Wins as a Head Coach (with 22 coming in Division I)
29 All-Americans
29 Players who have reached the Major League
26 Years of Experience (PAC12, BIG12, AAC, WAC)
17 MLB Top 5 Round Picks
14 Postseason Appearances
13 Team USA Collegiate Players
8 Players of the Year
8 Top 40 Recruiting Classes (Since 2011 when they started ranking)
3 Golden Spikes Award Semi-Finalists
2 Dick Howser Award Semi-Finalists
2 MLB 1st Round Picks
1 Lowe's Senior CLASS All American
1 Brooks Wallace Award Finalist

Coaching Record

Year	School	Position	Record O/C	Percentage	Post Season
1998	Nevada	Graduate Assistant	31-22/17-10	0.585	BWC
1999	LA Harbor JC	Assistant Coach	21-23/14-10	0.477	
2000	LA Harbor JC	Head Coach	25-14/15-9	0.641	
2001	LA Harbor JC	Head Coach	36-8/20-4	0.818	Super Regional
2002	Nevada	Assistant Coach	25-32/10-20	0.439	
2003	Nevada	Assistant Coach	32-24/19-10	0.571	
2004	Nevada	Assistant Coach	30-29/14-16	0.508	
2005	Nevada	Assistant Coach	26-27/15-15	0.49	
2006	Nevada	Assistant Coach	26-28/11-12	0.481	WAC
2007	Nevada	Assistant Coach	35-26/15-9	0.574	WAC
2008	Nevada	Assistant Coach	34-26/18-14	0.567	WAC
2009	Nevada	Assistant Coach	25-31/10-13	0.446	WAC
2010	Oregon	Volunteer Assistant Coach	40-24/13-14	0.625	Regional
2011	Kansas	Assistant Coach/RC	26-30/9-18	0.462	
2012	Oregon	Assistant Coach	46-19/19-11	0.708	Super Regional
2013	Oregon	Assistant Coach	48-16/22-8	0.75	Regional
2014	Oregon	Assistant Coach	44-20/18-12	0.688	Regional
2015	Oregon	Assistant Coach	38-25/16-14	0.603	Regional
2016	Oregon	Assistant Coach	29-26/14-16	0.527	
2017	Oregon	Associate Head Coach	30-25/12-18	0.545	
2018	Oregon	Associate Head Coach	26-29/12-18	0.473	
2019	Oregon	Associate Head Coach	27-29/10-19	0.482	
2020	Tulane	Assistant Coach/RC	15-2/COVID	0.882	
2021	Tulane	Assistant Coach/RC	31-24/17-10	0.564	AAC
2022	Tulane	Assistant Coach/RC	30-22/10-11	0.577	AAC
		Interim Head Coach	3-4/1-2	0.429	
		Head Coach	19-42/8-16	0.311	AAC Champs/Regional
2023	Tulane	Head Coach	3-1/0-0	0.750	
Overall Head Coach			801-585 (.578)/359-329 (.522)		
			86-69 (.555)		

Major League Baseball Output

122 Total Professionals
101 Players Drafted
35 Top 10 Rounders
29 Big Leaguers (15 Oregon, 12 Nevada, 1 Kansas, 1 LA Harbor JC)
28 Active Pro Players
21 Free Agent Signings
17 Top 5 Rounders
2 First Rounders



2024 Tulane Baseball
Game Results for Tulane Green Wave (as of Feb 20, 2024)
(All games)

Date	Opponent		Score	Inns	Overall	AAC	Pitcher of record	Attend	Time
Feb 16, 2024	NORTHWESTERN	L	0-9	9	0-1-0	0-0-0	J. Saum (L 0-1)	1620	3:16
Feb 17, 2024	NORTHWESTERN	w	6-2	9	1-1-0	0-0-0	C. Welch (W 1-0)	1467	3:08
Feb 18, 2024	NORTHWESTERN	w	12-9	9	2-1-0	0-0-0	C. Benbrook (W 1-0)	1635	3:34
Feb 20, 2024	NICHOLLS	w	3-2	9	3-1-0	0-0-0	H. Shuffler (W 1-0)	1483	2:31

() extra inning game

2024 Tulane Baseball
Team Game-by-Game for Tulane Green Wave (as of Feb 20, 2024)
Batting (All games)

Date	Opponent	ab	r	h	rbi	2b	3b	hr	tb	bb	ibb	sb	cs	hbp	sac	sf	gdp	k	po	a	e	lob	avg
Feb 16	NORTHWESTERN	32	0	5	0	1	0	0	6	1	0	0	0	1	0	0	0	10	27	5	2	7	.156
Feb 17	NORTHWESTERN	33	6	12	5	3	0	0	15	7	0	1	0	2	1	0	1	5	27	7	2	13	.262
Feb 18	NORTHWESTERN	27	12	8	12	1	0	1	12	10	0	1	0	5	2	2	1	8	27	12	2	10	.272
Feb 20	NICHOLLS	27	3	8	3	4	0	0	12	1	0	0	0	1	2	2	0	10	27	9	2	6	.277
Totals		119	21	33	20	9	0	1	45	19	0	2	0	9	5	4	2	33	108	33	8	36	.277

2024 Tulane Baseball
Team Game-by-Game for Tulane Green Wave (as of Feb 20, 2024)
Pitching (All games)

Date	Opponent	ip	h	r	er	bb	so	2b	3b	hr	wp	bk	hbp	dp	ibb	score	w-l	sv	era
Feb 16	NORTHWESTERN	9.0	12	9	9	8	16	2	0	0	2	0	1	0	0	0-9	0-1	0	9.00
Feb 17	NORTHWESTERN	9.0	4	2	1	1	13	1	0	0	1	0	2	0	0	6-2	1-1	1	5.00
Feb 18	NORTHWESTERN	9.0	12	9	8	4	8	3	0	0	3	0	2	1	0	12-9	2-1	1	6.00
Feb 20	NICHOLLS	9.0	10	2	1	0	3	2	0	0	0	0	0	1	0	3-2	3-1	2	4.75
Totals		36.0	38	22	19	13	40	8	0	0	6	0	5	2	0	21-22	3-1	2	4.75

2024 Tulane Baseball
Games Summary for Tulane Green Wave (as of Feb 20, 2024)
(All games)

Score by innings	1	2	3	4	5	6	7	8	9	Total
Tulane Green Wave	3	0	0	2	1	5	3	7	0	21
Opponents	5	1	1	1	0	2	0	6	6	22

Record when ...										
Overall	3-1							After 6 leading	2-0	
Conference	0-0						 trailing	1-1	
Non-Conference	3-1						 tied	0-0	
Home games	3-1							After 7 leading	2-0	
Away games	0-0						 trailing	0-1	
Neutral site	0-0						 tied	1-0	
Day games	2-0							After 8 leading	3-0	
Night games	1-1						 trailing	0-1	
vs Left starter	1-1						 tied	0-0	
vs Right starter	2-0									
1-Run games	1-0							Hit 0 home runs	2-1	
2-Run games	0-0							... 1 home run	1-0	
5+Run games	0-1							... 2+ home runs	0-0	
Extra innings	0-0									
Shutouts	0-1							Opponent 0 home runs	3-1	
							 1 home run	0-0	
Scoring 0-2 runs	0-1						 2+ HRs	0-0	
..... 3-5 runs	1-0									
..... 6-9 runs	1-0							Made 0 errors	0-0	
..... 10+ runs	1-0						 1 error	0-0	
							 2+ errors	3-1	
Opponent 0-2 runs	2-0									
..... 3-5 runs	0-0							Opp. made 0 errors	2-1	
..... 6-9 runs	1-1						 1 error	1-0	
..... 10+ runs	0-0						 2+ errors	0-0	
Scored in 1st inning	1-0							Out-hit opponent	1-0	
Opp. scored in 1st	1-1							Out-hit by opponent	2-1	
Scores first	2-0							Hits are tied	0-0	
Opp. scores first	1-1									

Record when team scores:											
Runs	0	1	2	3	4	5	6	7	8	9	10+
W-L	0-1	0-0	0-0	1-0	0-0	0-0	1-0	0-0	0-0	0-0	1-0

Record when opponent scores:											
Runs	0	1	2	3	4	5	6	7	8	9	10+
W-L	0-0	0-0	2-0	0-0	0-0	0-0	0-0	0-0	0-0	1-1	0-0

Record when leading after:											
Inn.	1	2	3	4	5	6	7	8			
W-L	1-0	1-0	1-0	1-0	2-0	2-0	2-0	3-0			

Record when trailing after:											
Inn.	1	2	3	4	5	6	7	8			
W-L	1-1	1-1	1-1	1-1	1-1	1-1	0-1	0-1			

Record when tied after:											
Inn.	1	2	3	4	5	6	7	8			
W-L	1-0	1-0	1-0	1-0	0-0	0-0	1-0	0-0			

Current winning streak: 3
Longest winning streak: 3
Longest losing streak: 1

Home attendance : 6205 (4 dates avg = 1551)
Away attendance : 0 (0 dates avg = 0)
Total attendance: 6205 (4 dates avg = 1551)

2024 Tulane Baseball
Batting Leaders for Tulane Green Wave (as of Feb 20, 2024)
(All games)

Hitting minimums - 2.5 AB/Game
Pitching minimums - 1 Games 1.0 IP/Game

Batting avg		Slugging pct		On base pct	
1. 14 Nathan Rose .357		1. 8 Connor Rasmussen .667		1. 8 Connor Rasmussen .444	
2. 33 Brady Marget .353		2. 14 Nathan Rose .571		2. 14 Nathan Rose .438	
3. 8 Connor Rasmussen .333		3. 33 Brady Marget .471		2. Gavin Schulz .438	
4. 6 Marcus Cline .308		4. 6 Marcus Cline .385		4. 17 Colin Tuft .412	
2 Gavin Schulz .308		5. 2 Gavin Schulz .308		5. 33 Brady Marget .389	
Runs scored		Hits		Runs batted in	
1. 33 Brady Marget 4		1. 33 Brady Marget 6		1. 8 Connor Rasmussen 8	
2. 8 Connor Rasmussen 3		2. 14 Nathan Rose 5		2. 11 Teo Banks 2	
3. 5 tied at..... 2		3. 4 tied at..... 4		33 Brady Marget 2	
				45 Brock Slaton 2	
				5. 6 tied at..... 1	
Doubles		Triples		Home runs	
1. 14 Nathan Rose 3				1. 8 Connor Rasmussen 1	
2. 33 Brady Marget 2					
3. 4 tied at..... 1					
Total bases		Walks		Hit by pitch	
1. 8 Connor Rasmussen 8		1. 17 Colin Tuft 5		1. 11 Teo Banks 2	
33 Brady Marget 8		2. 8 Connor Rasmussen 3		45 Brock Slaton 2	
14 Nathan Rose 8		3. 2 Gavin Schulz 2		17 Colin Tuft 2	
4. 15 Michael Lombardi 5		45 Brock Slaton 2		4. 3 tied at..... 1	
6 Marcus Cline 5		15 Michael Lombardi 2			
Sac bunts		Sac flies		Stolen bases	
1. 15 Michael Lombardi 2		1. 8 Connor Rasmussen 2		1. 24 Jackson Linn 1	
6 Marcus Cline 2		45 Brock Slaton 2		15 Michael Lombardi 1	
3. 17 Colin Tuft 1					
Caught stealing		Steal attempts		Stolen base pct	
		1. 15 Michael Lombardi 1			
		24 Jackson Linn 1			
Strikeouts		Grounded into DP		Total plate appearances	
1. 33 Brady Marget 6		1. 6 Marcus Cline 1		1. 45 Brock Slaton 19	
45 Brock Slaton 6		40 Tracy Mitchem 1		2. 11 Teo Banks 18	
3. 11 Teo Banks 5				17 Colin Tuft 18	
4. 17 Colin Tuft 4				8 Connor Rasmussen 18	
14 Nathan Rose 4				33 Brady Marget 18	
At bats		Games played		Game starts	
1. 33 Brady Marget 17		1. 9 tied at..... 4		1. 9 tied at..... 4	
2. 11 Teo Banks 15					
3. 14 Nathan Rose 14					
4. 3 tied at..... 13					
Games as sub					
1. 24 Jackson Linn 2					
21 Ben Romano 2					
3. 4 tied at..... 1					

2024 Tulane Baseball
Pitching Leaders for Tulane Green Wave (as of Feb 20, 2024)
(All games)

Hitting minimums - 2.5 AB/Game
Pitching minimums - 1 Games 1.0 IP/Game

Earned run avg		Opposing bat avg		Won-loss pct	
1. 99 Trey Cehajic	0.00	1. 34 Chandler Welch	.063	1. 34 Chandler Welch	1.000
34 Chandler Welch	0.00	2. 99 Trey Cehajic	.136	2. 99 Trey Cehajic	.000
3. 38 Luc Fladda	3.00	3. 38 Luc Fladda	.385	38 Luc Fladda	.000
Wins		Losses		Saves	
1. 35 Carter Benbrook	1	1. 39 Jake Saum	1	1. 99 Trey Cehajic	2
34 Chandler Welch	1				
53 Henry Shuffler	1				
Innings pitched		Batters struck out		Appearances	
1. 38 Luc Fladda	6.0	1. 34 Chandler Welch	10	1. 53 Henry Shuffler	3
2. 99 Trey Cehajic	5.1	2. 57 Jacob Moore	7	2. 5 tied at....	2
3. 34 Chandler Welch	5.0	35 Carter Benbrook	7		
		4. 53 Henry Shuffler	4		
		5. 2 tied at....	3		
Games started		Games finished		Games in relief	
1. 56 Will Clements	1	1. 99 Trey Cehajic	2	1. 53 Henry Shuffler	3
39 Jake Saum	1	2. 49 Logan Hurd	1	2. 35 Carter Benbrook	2
34 Chandler Welch	1	53 Henry Shuffler	1	99 Trey Cehajic	2
38 Luc Fladda	1			57 Jacob Moore	2
				49 Logan Hurd	2
Wild pitches		Balks		Hit batters	
1. 49 Logan Hurd	2			1. 39 Jake Saum	1
2. 35 Carter Benbrook	1			34 Chandler Welch	1
16 Jonah Wachter	1			99 Trey Cehajic	1
99 Trey Cehajic	1			49 Logan Hurd	1
56 Will Clements	1			56 Will Clements	1
Intentional BB allowed		Runners picked off		Batters SO out looking	
				1. 35 Carter Benbrook	4
				2. 16 Jonah Wachter	2
				99 Trey Cehajic	2
				53 Henry Shuffler	2
				5. 4 tied at.....	1
Sac bunts allowed		Sac flies allowed		Hits allowed	
1. 15 Michael Lombardi	1	1. 16 Jonah Wachter	1	1. 34 Chandler Welch	1
56 Will Clements	1			2. 99 Trey Cehajic	3
				3. 38 Luc Fladda	10
Runs allowed		Earned runs allowed		Walks allowed	
1. 34 Chandler Welch	0	1. 34 Chandler Welch	0	1. 34 Chandler Welch	0
2. 99 Trey Cehajic	2	99 Trey Cehajic	0	38 Luc Fladda	0
38 Luc Fladda	2	3. 38 Luc Fladda	2	3. 99 Trey Cehajic	1
Doubles allowed		Triples allowed		Home runs allowed	
1. 34 Chandler Welch	0	1. 34 Chandler Welch	0	1. 34 Chandler Welch	0
2. 99 Trey Cehajic	1	99 Trey Cehajic	0	99 Trey Cehajic	0
3. 38 Luc Fladda	2	38 Luc Fladda	0	38 Luc Fladda	0

2024 Tulane Baseball
Fielding Leaders for Tulane Green Wave (as of Feb 20, 2024)
(All games)

Pitching minimums - 1 Games 1.0 IP/Game

Fielding pct		Chances		Putouts	
1. 33 Brady Marget	1.000	1. 17 Colin Tuft	46	1. 17 Colin Tuft	42
8 Connor Rasmussen	1.000	2. 33 Brady Marget	29	2. 33 Brady Marget	27
11 Teo Banks	1.000	3. 8 Connor Rasmussen	18	3. 11 Teo Banks	9
45 Brock Slaton	1.000	4. 15 Michael Lombardi	13	4. 8 Connor Rasmussen	8
2 Gavin Schulz	1.000	6 Marcus Cline	13	5. 2 tied at.....	6
Assists		Errors		Fielding double plays	
1. 8 Connor Rasmussen	10	1. 15 Michael Lombardi	4	1. 33 Brady Marget	2
2. 15 Michael Lombardi	6	2. 17 Colin Tuft	2	2. 8 Connor Rasmussen	1
6 Marcus Cline	6	3. 35 Carter Benbrook	1	6 Marcus Cline	1
4. 3 tied at.....	2	6 Marcus Cline	1	15 Michael Lombardi	1
Stolen bases against		Caught stealing by		Steal attempts against	
1. 17 Colin Tuft	4			1. 17 Colin Tuft	4
2. 53 Henry Shuffler	2			2. 53 Henry Shuffler	2
3. 56 Will Clements	1			3. 56 Will Clements	1
54 Blaise Wilcenski	1			54 Blaise Wilcenski	1
Passed balls		Catchers interference			

2024 Tulane Baseball
Miscellaneous Stats for Tulane Green Wave (as of Feb 20, 2024)
(All games)

Multiple Hit Games	2	3	4	5+	Total
14 Nathan Rose	2	-	-	-	2
11 Teo Banks	1	-	-	-	1
2 Gavin Schulz	1	-	-	-	1
45 Brock Slaton	1	-	-	-	1
8 Connor Rasmussen	1	-	-	-	1
33 Brady Marget	-	1	-	-	1
TEAM	6	1	0	0	7

Multiple RBI Games	2	3	4	5+	Total
8 Connor Rasmussen	1	-	-	1	2
TEAM	1	0	0	1	2

Hitting Streaks	Longest	Current
6 Marcus Cline	4	4
15 Michael Lombardi	4	4
33 Brady Marget	4	4
2 Gavin Schulz	3	3
8 Connor Rasmussen	3	-
45 Brock Slaton	2	-
14 Nathan Rose	2	1
11 Teo Banks	1	1
24 Jackson Linn	1	1

Reached Base Streaks	Longest	Current
6 Marcus Cline	4	4
33 Brady Marget	4	4
15 Michael Lombardi	4	4
14 Nathan Rose	4	4
2 Gavin Schulz	4	4
17 Colin Tuft	3	-
8 Connor Rasmussen	3	-
45 Brock Slaton	3	3
11 Teo Banks	3	3
9 Matthias Haas	1	1
1 James Agabedis III	1	1
24 Jackson Linn	1	1

2024 Tulane Baseball
Miscellaneous Stats for Tulane Green Wave (as of Feb 20, 2024)
(All games)

Starting Lineup By Position
(Team W-L record when starter)

PITCHER:		
34 Chandler Welch	1	(1-0)
56 Will Clements	1	(1-0)
38 Luc Fladda	1	(1-0)
39 Jake Saum	1	(0-1)
CATCHER:		
17 Colin Tuft	4	(3-1)
FIRST BASE:		
33 Brady Marget	4	(3-1)
SECOND BASE:		
8 Connor Rasmussen	4	(3-1)
THIRD BASE:		
15 Michael Lombardi	4	(3-1)
SHORTSTOP:		
6 Marcus Cline	4	(3-1)
LEFT FIELD:		
2 Gavin Schulz	4	(3-1)
CENTER FIELD:		
11 Teo Banks	4	(3-1)
RIGHT FIELD:		
45 Brock Slaton	4	(3-1)
DESIGNATED HITTER:		
14 Nathan Rose	4	(3-1)

Starting Lineup By Lineup Spot
(Team W-L record when starter)

LEADOFF:		
45 Brock Slaton	4	(3-1)
2ND SPOT:		
11 Teo Banks	4	(3-1)
3RD SPOT:		
33 Brady Marget	4	(3-1)
CLEANUP:		
14 Nathan Rose	4	(3-1)
5TH SPOT:		
17 Colin Tuft	4	(3-1)
6TH SPOT:		
8 Connor Rasmussen	3	(3-0)
2 Gavin Schulz	1	(0-1)
7TH SPOT:		
2 Gavin Schulz	3	(3-0)
8 Connor Rasmussen	1	(0-1)
8TH SPOT:		
6 Marcus Cline	3	(3-0)
15 Michael Lombardi	1	(0-1)
9TH SPOT:		
15 Michael Lombardi	3	(3-0)
6 Marcus Cline	1	(0-1)

STARTERS SUMMARY

[illegible]

2024 Tulane Baseball
Overall Statistics for Tulane Green Wave (as of Feb 20, 2024)
(All games Sorted by Fielding pct)

Player	c	po	a	e	fld%	dp	sba	csb	sba%	pb	ci
33 Brady Marget	29	27	2	0	1.000	2	0	0	---	0	0
8 Connor Rasmussen	18	8	10	0	1.000	1	0	0	---	0	0
11 Teo Banks	9	9	0	0	1.000	0	0	0	---	0	0
45 Brock Slaton	7	6	1	0	1.000	0	0	0	---	0	0
2 Gavin Schulz	5	3	2	0	1.000	0	0	0	---	0	0
21 Ben Romano	1	1	0	0	1.000	0	0	0	---	0	0
38 Luc Fladda	1	0	1	0	1.000	0	0	0	---	0	0
39 Jake Saum	1	0	1	0	1.000	0	0	0	---	0	0
99 Trey Cehajic	1	1	0	0	1.000	0	0	0	---	0	0
56 Will Clements	1	0	1	0	1.000	0	1	0	1.000	0	0
53 Henry Shuffler	1	1	0	0	1.000	0	2	0	1.000	0	0
1 James Agabedis III	1	1	0	0	1.000	0	0	0	---	0	0
17 Colin Tuft	46	42	2	2	.957	0	4	0	1.000	0	0
6 Marcus Cline	13	6	6	1	.923	1	0	0	---	0	0
15 Michael Lombardi	13	3	6	4	.692	1	0	0	---	0	0
35 Carter Benbrook	2	0	1	1	.500	0	0	0	---	0	0
49 Logan Hurd	0	0	0	0	.000	0	0	0	---	0	0
9 Matthias Haas	0	0	0	0	.000	0	0	0	---	0	0
3 Adam Ebling	0	0	0	0	.000	0	0	0	---	0	0
16 Jonah Wachter	0	0	0	0	.000	0	0	0	---	0	0
34 Chandler Welch	0	0	0	0	.000	0	0	0	---	0	0
40 Tracy Mitchem	0	0	0	0	.000	0	0	0	---	0	0
54 Blaise Wilcenski	0	0	0	0	.000	0	1	0	1.000	0	0
36 Billy Price	0	0	0	0	.000	0	0	0	---	0	0
14 Nathan Rose	0	0	0	0	.000	0	0	0	---	0	0
24 Jackson Linn	0	0	0	0	.000	0	0	0	---	0	0
57 Jacob Moore	0	0	0	0	.000	0	0	0	---	0	0
Totals	149	108	33	8	.946	2	4	0	1.000	0	0
Opponents	125	99	25	1	.992	2	2	0	1.000	0	0

Hitting minimums - 2.5 AB/Game
Pitching minimums - 1 Games 1.0 IP/Game

2024 Tulane Baseball
Overall Statistics for Tulane Green Wave (as of Feb 20, 2024)
(All games Sorted by Batting avg)

Record: 3-1 Home: 3-1 Away: 0-0 AAC: 0-0

Player	avg	gp-gs	ab	r	h	2b	3b	hr	rbi	tb	slg%	bb	hp	so	gdp	ob%	sf	sh	sb-att	po	a	e	fld%
14 Nathan Rose	.357	4-4	14	2	5	3	0	0	1	8	.571	1	1	4	0	.438	0	0	0-0	0	0	0	.000
33 Brady Marget	.353	4-4	17	4	6	2	0	0	2	8	.471	1	0	6	0	.389	0	0	0-0	27	2	0	1.000
8 Connor Rasmussen	.333	4-4	12	3	4	1	0	1	8	8	.667	3	1	3	0	.444	2	0	0-0	8	10	0	1.000
6 Marcus Cline	.308	4-4	13	1	4	1	0	0	1	5	.385	0	0	2	1	.308	0	2	0-0	6	6	1	.923
2 Gavin Schulz	.308	4-4	13	1	4	0	0	0	1	4	.308	2	1	2	0	.438	0	0	0-0	3	2	0	1.000
45 Brock Slaton	.231	4-4	13	2	3	1	0	0	2	4	.308	2	2	6	0	.368	2	0	0-0	6	1	0	1.000
11 Teo Banks	.133	4-4	15	2	2	0	0	0	2	2	.133	1	2	5	0	.278	0	0	0-0	9	0	0	1.000
17 Colin Tuft	.000	4-4	10	2	0	0	0	0	1	0	.000	5	2	4	0	.412	0	1	0-0	42	2	2	.957

24 Jackson Linn	1.000	2-0	1	0	1	0	0	0	0	1	1.000	0	0	0	0	1.000	0	0	1-1	0	0	0	.000
15 Michael Lombardi	.444	4-4	9	1	4	1	0	0	1	5	.556	2	0	1	0	.545	0	2	1-1	3	6	4	.692
40 Tracy Mitchem	.000	1-0	1	0	0	0	0	0	0	0	.000	0	0	0	1	.000	0	0	0-0	0	0	0	.000
3 Adam Ebling	.000	1-0	1	1	0	0	0	0	0	0	.000	0	0	0	0	.000	0	0	0-0	0	0	0	.000
9 Matthias Haas	.000	1-0	0	0	0	0	0	0	0	0	.000	1	0	0	0	1.000	0	0	0-0	0	0	0	.000
1 James Agabedis III	.000	1-0	0	2	0	0	0	0	1	0	.000	1	0	0	0	1.000	0	0	0-0	1	0	0	1.000
21 Ben Romano	.000	2-0	0	0	0	0	0	0	0	0	.000	0	0	0	0	.000	0	0	0-0	1	0	0	1.000
Totals	.277	4	119	21	33	9	0	1	20	45	.378	19	9	33	2	.404	4	5	2-2	108	33	8	.946
Opponents	.264	4	144	22	38	8	0	0	20	46	.319	13	5	40	2	.344	1	2	4-4	99	25	1	.992

LOB - Team (36), Opp (35). DPs turned - Team (2), Opp (2).

(All games Sorted by Earned run avg)

Player	era	w-l	app	gs	cg	sho	sv	ip	h	r	er	bb	so	2b	3b	hr	b/avg	wp	hp	bk	sfa	sha
99 Trey Cehajic	0.00	0-0	2	0	0	0/0	2	5.1	3	2	0	1	2	1	0	0	.136	1	1	0	0	0
34 Chandler Welch	0.00	1-0	1	1	0	0/0	0	5.0	1	0	0	0	10	0	0	0	.063	0	1	0	0	0
38 Luc Fladda	3.00	0-0	2	1	0	0/0	0	6.0	10	2	2	0	3	2	0	0	.385	0	0	0	0	0

53 Henry Shuffler	0.00	1-0	3	0	0	0/0	0	3.2	0	0	0	1	4	0	0	0	.000	0	0	0	0	0
35 Carter Benbrook	0.00	1-0	2	0	0	0/0	0	3.2	1	0	0	1	7	0	0	0	.083	1	0	0	0	0
57 Jacob Moore	0.00	0-0	2	0	0	0/0	0	3.1	1	0	0	0	7	0	0	0	.083	0	0	0	0	0
36 Billy Price	0.00	0-0	1	0	0	0/0	0	1.0	0	1	0	2	0	0	0	0	.000	0	0	0	0	0
54 Blaise Wilcenski	0.00	0-0	1	0	0	0/0	0	0.1	1	0	0	1	0	0	0	0	.500	0	0	0	0	0
56 Will Clements	13.50	0-0	1	1	0	0/0	0	2.2	6	4	4	0	0	1	0	0	.462	1	1	0	0	1
39 Jake Saum	13.50	0-1	1	1	0	0/0	0	2.0	5	3	3	3	2	1	0	0	.500	0	1	0	0	0
49 Logan Hurd	21.60	0-0	2	0	0	0/0	0	1.2	2	4	4	2	3	1	0	0	.286	2	1	0	0	0
16 Jonah Wachter	36.00	0-0	1	0	0	0/0	0	1.0	5	4	4	2	2	1	0	0	.714	1	0	0	1	0
15 Michael Lombardi	54.00	0-0	1	0	0	0/0	0	0.1	3	2	2	0	0	1	0	0	1.000	0	0	0	0	1
Totals	4.75	3-1	4	4	0	0/0	2	36.0	38	22	19	13	40	8	0	0	.264	6	5	0	1	2
Opponents	5.18	1-3	4	4	0	1/1	1	33.0	33	21	19	19	33	9	0	1	.277	4	9	0	4	5

SBA/ATT - C. Tuft (4-4), H. Shuffler (2-2), W. Clements (1-1), B. Wilcenski (1-1).