


TULANE BASKETBALL

GAME 13

TULANE (8-4, 1-0 AAC) vs. RICE (7-6, 0-1 AAC)

JANUARY 1, 2025 | 2 P.M. CT | NEW ORLEANS | AVRON B. FOGELMAN ARENA IN THE DEVLIN FIELDHOUSE



TULANE GREEN WAVE

Head Coach: Ashley Langford

Record at Tulane: 8-4 (1st year)


Overall: 77-28 (4th year)

RICE OWLS

Head Coach: Lindsay Edmonds

Record at Rice: 63-43 (4th year)

Overall: 63-43 (4th year)



QUICK HITS

LAST TIME OUT: Tulane Women's Basketball tipped off its conference play on Sunday, decisively winning against Florida Atlantic on the road by the score of 91-71. Peak career performances by junior Amira Mabry and freshman Sadie Shores led the Green Wave to its first American Athletic Conference victory of the season.

Mabry had a career-high 26 points (12-for-18 from the field) and captured 11 rebounds (both game-highs). Her point total was also the most scored in a Tulane conference opener in at least 20 years.

Shores scored a season-high 16 points (6-for-10 from the field) while going a perfect 4-for-4 from beyond the arc in the conference opener for both schools. She added six rebounds and another season-high of five assists.

For their efforts, Shores was named AAC Freshman of the Week, while Mabry was selected to the league's Honorable Mention list.

Kyren Whittington, Victoria Keenan, and Kendall Sneed also put up five assists each. The Green Wave amassed 24 total assists, the most it has posted in an American Conference game during its 10+ years in the league.

Whittington scored nine points, with two three-point shots, while Sneed made five of seven shots and secured three rebounds. Shere Pittman had an impressive 16 points and went 7-for-11 from the field, also clutching six rebounds.

The decisive quarter was the second as the visitors racked up 34 points and yielded only 15. The Green Wave trailed for just 12 seconds during the course of the game and limited the home team to just a 4-for-23 effort from the arc.

Tulane shot 61% (38-for-62) from the field and 62% on triples (13-for-21), posting a 90-point scoring performance for the fourth straight season. The 13 three-point baskets were tied for the fourth-most made in a game in school history and are tied for the most ever in a conference game.

THE CONFERENCE OPENER: The last time Tulane won its first two AAC games was 2019-20 when it ran off wins in its first six contests.

HUNTING FOR SIX: The Green Wave will be bidding for its first six-game winning streak since January 29-February 26, 2022 when it secured nine straight victories.

SNEED AND KEENAN: Kendall Sneed is currently fifth in the NCAA freshmen standings in assists per game with 4.9. At the same time, Victoria Keenan ranks seventh in the NCAA in three-point percentage (49.3) and 16th in the NCAA for three-pointers made per game with 3.0.

GETTING DEFENSIVE: Tulane has controlled the defensive glass this season, leading the American Athletic Conference at 29.3 per game (23rd nationally). The Green Wave also paces the conference in 3-point percentage defense (24.4-17th nationally).

HITTING THE GLASS: The defensive end isn't the only place where Tulane excels. The Olive and Blue also leads the conference in total rebounding average (42.3-35th nationally).

OWLS IN 2024-25: Rice is still looking for its first road win of the season. It dropped a 72-69 decision at Gonzaga, 64-54 contest at Louisiana and a 31-point affair at 17th-ranked Georgia Tech.

GREEN WAVE POTENTIAL STARTERS

#0 Kyren WHITTINGTON
R-Senior » Guard
GP/GS.....12/11
PPG.....12.2
RPG.....3.5
APG.....2.9
FG%.....40.0%

#2 Victoria KEENAN
Grad » Guard
GP/GS.....12/11
PPG.....10.7
RPG.....4.7
SPG.....1.4
3PT%.....49.3%

#9 Kendall SNEED
Freshman » Guard
GP/GS.....12/12
PPG.....11.3
RPG.....4.8
APG.....4.4
FG%.....48.5%

#22 Shere PITTMAN
Senior » Forward
GP/GS.....12/12
PPG.....13.1
RPG.....6.8
APG.....1.8
SPG.....1.3

#23 Amira MABRY
Junior » Forward
GP/GS.....12/12
PPG.....11.6
RPG.....5.8
FT%.....58.8%
FG%.....54.9%

TULANE SCHEDULE/RESULTS

8-4 (1-0 AAC)

DATE	OPPONENT	TIME
Nov. 7	vs. Nicholls	L, 63-65
Nov. 12	at Missouri	L, 52-60
Nov. 16	vs. Grambling State	W, 89-65
Nov. 20	at LSU	L, 74-85
Nov. 24	vs. Jackson State	W, 77-37
Nov. 28	at Florida	W, 83-81
Nov. 30	at NAU	L, 70-87
Dec. 10	vs. North Dakota State	W, 67-61
Dec. 15	vs. Mercer	W, 73-46
Dec. 20	vs. Alabama A&M	W, 53-46
Dec. 21	vs. ULM	W, 68-63
Dec. 29	at FAU*	W, 91-71
Jan. 1	vs. Rice*	2:00 p.m.
Jan. 4	at Charlotte*	3:00 p.m.
Jan. 8	vs. North Texas*	6:30 p.m.
Jan. 11	at ECU*	1:00 p.m.
Jan. 15	at Wichita State*	6:00 p.m.
Jan. 18	vs. Memphis*	2:00 p.m.
Jan. 22	vs. South Florida*	6:30 p.m.
Jan. 25	at Temple*	1:00 p.m.
Jan. 29	vs. FAU*	2:00 p.m.
Feb. 1	vs. UAB*	2:00 p.m.
Feb. 5	at Rice*	7:00 p.m.
Feb. 9	at North Texas*	1:00 p.m.
Feb. 15	vs. Temple*	3:30 p.m.
Feb. 19	at Tulsa*	6:30 p.m.
Feb. 22	vs. Wichita*	2:00 p.m.
Feb. 25	vs. UTSA*	6:30 p.m.
Mar. 1	at UAB*	6:00 p.m.
Mar. 8-12	American Championship+	

* American Athletic Conference game
+ American Championship (Fort Worth, Texas)
All times Central | Home games in **BOLD**

Series vs. Rice

Tulane leads 17-13

Last meeting: Rice won 61-44 on 1/20/24 in New Orleans.

TULANE MEDIA RELATIONS:

JASON CORRIHER (jcorriher@tulane.edu) and
MOLLY DONALDSON (mdonaldson@tulane.edu)

ESPN+: Corey Gloor, Tiffany Aidoo

RADIO: Paul Boron (WRBH, 88.3 FM)

ONLINE:

X/Instagram: @GreenWaveWBB



2024-25 ROSTER

NUMERICAL

NO.	NAME	POS.	HT.	CL.	HOMETOWN/HIGH SCHOOL/PREVIOUS SCHOOL
0	Kyren Whittington	G	5-9	R-Sr.	Folsom, La. (Northlake Christian HS)
1	Kayla Hampton	G	5-9	Jr.	Bossier, La. (Airline HS)
2	Victoria Keenan	G	5-7	Gr.	Bethlehem, Pa. (Northampton HS)
3	Kianni Westbrook	F	6-3	Gr.	Augusta, Ga. (Burke County HS)
5	Jaylee Womack	G	5-10	R-So.	Springfield, La. (Ponchatoula HS)
7	Karma Wynn	G	5-4	Fr.	Birmingham, Al. (Pelham HS)
9	Kendall Sneed	G	5-8	Fr.	China, Tx. (Hardin-Jefferson HS)
11	Dyllan Hanna	F	6-2	Jr.	St. Augustine, Fl. (Bartram Trail HS)
12	Ana Baker	G	6-1	Fr.	Austin, Tx. (Vandegrift HS)
13	Sadie Shores	G	5-10	Fr.	Purcellville, Va. (Woodgrove HS)
22	Sherese Pittman	F	6-2	Sr.	Richmond, Va. (The Stewart School)
23	Amira Mabry	F	6-0	Jr.	Converse, Tx. (Judson HS)
24	Kierra Middleton	G	5-7	Sr.	Arlington, Tx. (Midlothian HS)
33	Lily Ba	F	6-3	So.	Overland Park, Ks. (Blue Valley West HS)

HEAD COACH: Ashley Langford, 1st year

ASSISTANT COACH: Rena Wakama, 1st year

ASSISTANT COACH: Darrick Gibbs, 1st year

ASSISTANT COACH/RECRUITING COORDINATOR: Joe Silvestri, 1st year

ASSISTANT COACH/VIDEO COORDINATOR: Shyan Mwai, 1st year

ASSISTANT COACH/DIRECTOR OF PLAYER DEVELOPMENT: Daishai Almond,
1st year

DIRECTOR OF BASKETBALL OPERATIONS: Cherise Beynon, 1st year

PRONUNCIATION GUIDE

2 Victoria Keenan	VEE KEEN-uhn
3 Kianni Westbrook	kee-AH-nee WO-mack
7 Karma Wynn	KAR-muh WIN
12 Ana Baker	ANN-uh BAKER
22 Sherese Pittman	Shuh-REES
23 Amira Mabry	Uh-MY-rah MAY-bree
24 Kierra Middleton	KEE KEE Middle-tuhn

ALPHABETICAL

NO.	NAME	POS.	HT.	CL.	HOMETOWN/HIGH SCHOOL/PREVIOUS SCHOOL
33	Ba, Lily	F	6-3	So.	Overland Park, Ks. (Blue Valley West HS)
12	Baker, Ana	G	6-1	Fr.	Folsom, La. (Northlake Christian HS)
1	Hampton, Kayla	G	5-9	Jr.	Bossier, La. (Airline HS)
11	Hanna, Dyllan	F	6-2	Jr.	St. Augustine, Fl. (Bartram Trail HS)
2	Kennan, Victoria	G	5-7	Gr.	Bethlehem, Pa. (Northampton HS)
23	Mabry, Amira	F	6-0	Jr.	Converse, Tx. (Judson HS)
24	Middleton, Kierra	G	5-7	Sr.	Arlington, Tx. (Midlothian HS)
22	Pittman, Sherese	F	6-2	Sr.	Richmond, Va. (The Stewart School)
13	Shores, Sadie	G	5-10	Fr.	Purcellville, Va. (Woodgrove HS)
9	Sneed, Kendall	G	5-8	Fr.	China, Tx. (Hardin-Jefferson HS)
3	Westbrook, Kianni	F	6-3	Gr.	Augusta, Ga. (Burke County HS)
0	Whittington, Kyren	G	5-9	R-Sr.	Folsom, La. (Northlake Christian HS)
5	Womack, Jaylee	G	5-10	R-So.	Springfield, La. (Ponchatoula HS)
7	Wynn, Karma	G	5-4	Fr.	Birmingham, Al. (Pelham HS)



STARTING LINEUPS

DATE	OPPONENT	RESULT	GUARD	GUARD	GUARD	FORWARD	FORWARD
Nov. 7	vs. Nicholls	L, 63-65	Hampton	Keenan	Sneed	Pittman	Mabry
Nov. 12	at Missouri	L, 52-60	Whittington	Keenan	Sneed	Pittman	Mabry
Nov. 16	vs. Grambling	W, 89-65	Whittington	Keenan	Sneed	Pittman	Mabry
Nov. 20	at LSU	L, 74-85	Whittington	Keenan	Sneed	Pittman	Mabry
Nov. 24	vs. Jackson State	W, 77-37	Whittington	Keenan	Sneed	Pittman	Mabry
Nov. 28	at Florida	W, 83-81	Whittington	Keenan	Sneed	Pittman	Mabry
Nov. 30	at NAU	L, 70-87	Whittington	Keenan	Sneed	Pittman	Mabry
Dec. 10	vs. North Dakota State	W, 67-61	Whittington	Keenan	Sneed	Pittman	Mabry
Dec. 15	vs. Mercer	W, 73-46	Whittington	Keenan	Sneed	Pittman	Mabry
Dec. 20	vs. Alabama A&M	W, 53-46	Whittington	Keenan	Sneed	Pittman	Mabry
Dec. 21	vs. ULM	W, 68-63	Whittington	Keenan	Sneed	Pittman	Mabry
Dec. 21	at Florida Atlantic	W, 91-71	Whittington	Shores	Sneed	Pittman	Mabry
Jan. 1	vs. Rice*						
Jan. 4	at Charlotte*						
Jan. 8	vs. North Texas*						
Jan. 11	at ECU*						
Jan. 15	at Wichita State*						
Jan. 18	vs. Memphis*						
Jan. 22	vs. South Florida*						
Jan. 25	at Temple*						
Jan. 29	vs. FAU*						
Feb. 1	vs. UAB*						
Feb. 5	at Rice*						
Feb. 9	at North Texas*						
Feb. 15	vs. Temple*						
Feb. 19	at Tulsa*						
Feb. 22	vs. Wichita*						
Feb. 25	vs. UTSA*						
Mar. 1	at UAB*						

DOUBLES BY THE NUMBERS

2024-25.....Double-Doubles
 2.....Amira Mabry
 2.....Kendall Sneed
 1.....Sherese Pittman
 1.....Kyren Whittington

2024-25.....Double-Figure Scoring
 9.....Sherese Pittman
 7.....Kyren Whittington
 6.....Amira Mabry
 6.....Kendall Sneed
 5.....Victoria Keenan
 2.....Sadie Shores
 1.....Dyllan Hanna

2024-25.....Double-Digit Rebounds
 2.....Amira Mabry
 1.....Kendall Sneed
 1.....Dyllan Hanna
 1.....Sherese Pittman
 1.....Kyren Whittington
 1.....Victoria Keenan

2024-25.....Double-Digit Assists
 1.....Kendall Sneed



ASHLEY LANGFORD

HEAD COACH

1st Season (4th Overall) | Tulane, 2009

Ben Weiner Director of Athletics Chair David Harris named Tulane alum Ashley Langford ('09) head coach of the Tulane Women's Basketball program on April 2., 2024.

Langford is the Green Wave's seventh head coach and the first African American to lead the program.

"As a former member of the Green Wave's women's basketball program, Ashley understands the importance of success on and off the court," said Tulane President Michael A. Fitts. "Her commitment to both athletics and academics were central to her selection as our new head coach. We couldn't be more delighted to welcome her back to campus."

Before her coaching career began, Langford was a standout point guard for the Green Wave from 2005-09. She remains Tulane's career leader in assists (722), assists per game (6.0) and minutes per game (34.4) and ranks in the top 10 in ten of the program's career statistical categories.

"I want to thank President Fitts and David Harris for offering me the opportunity to come home," Langford said. "Tulane has always held a special place in my heart and I'm excited to give back to the University that helped shape me. My experience at Tulane ignited a passion for basketball that has carried me to this moment."

"Taking over for Coach (Lisa) Stockton, MY coach, is surreal. It brings me full circle. To all the Tulanians, I plan to make you proud. Now, let's get to work."

Langford was Conference USA's Scholar-Athlete of the Year as a senior in addition to being a three-time All-Conference selection. She was also a member of C-USA's All-Freshman Team in 2006, earning Freshman All-America honors by the Women's Basketball News Service. She scored 1,047 points during her collegiate career and was inducted into the school's athletics Hall of Fame in 2018.

"We are very excited that Ashley has returned to Tulane University to lead our women's basketball program," said Harris. "She was at the top of a very talented list of coaches that we were interested in talking to from the very beginning. Her familiarity with what it takes to be successful here, and the success she has enjoyed as a student-athlete, assistant coach and head coach, is confirmation that she is the right choice. I look forward to working with her for many years to come as we seek to build a championship caliber program. Please join us in welcoming Ashley back to Uptown!"

Langford returns to Uptown from Stony Brook University where she led the Seawolves to an impressive 69-24 record over three seasons, including a 36-6 home mark. Her winning percentage (.741) was the highest in the program's history. During the 2023-24 season, Stony Brook went 28-5 and advanced to the second round of the Women's Basketball Invitation Tournament after capturing the Coastal Athletic Association regular season title with a 16-2 record. At season's end, Langford was bestowed the conference's Coach of the Year honor, receiving that acclaim alongside Gigi Gonzalez, who was named the league's Player of the year. The duo became the first Seawolves to collect the league's major awards.

Earlier during the 2024 season, Langford became the fastest coach in program history to reach 50 wins and was one of 10 coaches in the nation to be selected for the mid-season

watch list for the 2024 Kathy Delaney-Smith Mid-Major Coach of the Year Award.

In March 2024, Langford was also selected for the annual Advancement of Black in Sports (ABIS) Basketball Coaches Watch List for the third time in her career. ABIS showcases the standout Black men's and women's head, associate and assistant coaches across the NCAA. This year's roster includes 29 head coaches and 49 promising associate and assistant coaches hailing from mid-level and major NCAA basketball programs.

Last summer, she was also invited to the inaugural Women's Coaching Development Seminar hosted by the WNBA, NBA and G League.

This season's postseason appearance was Stony Brook's second in the last three seasons as Langford also guided the program to an at-large berth in the WNIT during her first season on campus, following a 23-6 season with 14-4 mark in league play. Those 23 victories were the most by a first-year head coach in program history.

Under coach Langford, the Seawolves maintained a 3.14 GPA or better over her (three) seasons and the team earned WBCA Academic Top 25 Special Mention following the 2021-22 season.

Over the course of her coaching career, she has coached two WNBA Draft picks, 11 players playing professionally overseas, one Olympian, and four players competing for the Puerto Rican National Team. She has also recruited and coached 22 All-Conference selections, two Players of the Year, two Rookies of the Year, one two-time Defensive Player of the Year.

Before Stony Brook, Langford spent four seasons at James Madison. Prior to the 2020-21 season at JMU, Langford was elevated from assistant coach to associate head coach. While at JMU, Langford helped lead a team that produced a 91-31 overall and 58-11 conference record as well as three CAA regular season titles.

She also has served as an assistant coach at Old Dominion, Navy, Bucknell, and Denver.

Langford earned a bachelor's degree in management and marketing from Tulane in 2009 and an MBA from Auburn in 2011.



THE LANGFORD FILE...

Personal

Age: 37 (March 13, 1987)

Hometown: Harrisburg, Pennsylvania

Education

Bachelor's: Tulane, 2009

Master's: Auburn, 2011

Playing Experience

College: Tulane (2005-09)

Tulane Hall of Famer

3x CUSA All-Conference

All-American

Tulane's Career Assist Leader

1,000 Point Club at Tulane

Year-by-Year Head-Coaching Record

Year	Team	Rec.	Conf. Rec.
2021-22	<i>Stony Brook</i>	23-6	14-4
2022-23	<i>Stony Brook</i>	18-3	11-7
2023-24	<i>Stony Brook</i>	28-5	16-2
2024-25	<i>Tulane</i>	8-4	1-0

Total	Stony Brook	69-24	41-13
--------------	--------------------	--------------	--------------

Total	Tulane	8-4	1-0
--------------	---------------	------------	------------

	Overall	77-28	42-13
--	----------------	--------------	--------------

2024 CAA Coach of the Year

4 CAA Regular Season Championships

22 All-Conference Players

2 Rookies of the Year

2 Defensive Players of the Year

2 Players of the Year

2 WNBA Draft Choices

1 Olympian





TELEVISION/RADIO SPOT CHART



#0 KYREN WHITTINGTON
R-SR. // G // 5-9
Folsom, Louisiana



#1 KAYLA HAMPTON
JR. // G // 5-9
Bossier, Illinois



#2 VICTORIA KEENAN
GR. // G // 5-7
Bethlehem, Pennsylvania



#3 KIANNI WESTBROOK
GR. // F // 6-3
Augusta, Georgia



#5 JAYLEE WOMACK
R-SO. // G // 5-10
Springfield, Louisiana



#7 KARMA WYNN
FR. // G // 5-4
Birmingham, Alabama



#9 KENDALL SNEED
FR. // G // 5-8
China, Texas



#11 DYLLAN HANNA
JR. // F // 6-2
St. Augustine, Florida



#12 ANA BAKER
FR. // G // 6-1
Austin, Texas



#13 SADE SHORES
FR. // F // 5-10
Purcellville, Virginia



#22 SHERESE PITTMAN
SR. // F // 6-2
Richmond, Virginia



#23 AMIRA MABRY
JR. // F // 6-0
Converse, Texas



#24 KIERRA MIDDLETON
SR. // G // 5-7
Arlington, Texas



#33 LILY BA
SO. // F // 6-3
Overland Park, Kansas



ASHLEY LANGFORD
Head Coach




DARRICK GIBBS
Assistant Coach



JOE SILVESTRI
Assistant Coach



RENA WAKAMA
Assistant Coach



SHYAN MWAI
Assistant Coach



DAISHAI ALMOND
Assistant Coach



2024-25 Tulane Women's Basketball
Season/Career Statistics
All games

Page 1/1
as of Dec 31, 2024

Summary

Player	Season Statistics										Career Statistics									
	GP-GS	MIN/G	FG%	3FG%	FT%	R/G	A/G	STL	BLK	PTS/G	GP-GS	MIN/G	FG%	3FG%	FT%	R/G	A/G	STL	BLK	PTS/G
BA, Lily	8-0	5.0	.714	.000	.333	0.3	0.0	0	2	1.4	24-0	3.8	.353	.167	.400	0.4	0.0	1	3	0.6
HAMPTON, Kayla	10-1	7.9	.370	.250	.667	1.2	0.4	4	1	2.8	32-1	5.0	.373	.269	.700	0.8	0.3	8	2	1.6
HANNA, Dyllan	10-0	23.5	.615	.000	.176	7.1	0.7	6	17	5.1	66-23	19.1	.618	.000	.299	4.6	0.3	23	45	4.2
KEENAN, Victoria	12-11	33.2	.466	.493	.625	4.7	1.7	17	0	10.7	86-15	17.2	.424	.428	.667	2.3	0.8	74	3	6.2
MABRY, Amira	12-12	26.2	.549	.318	.588	5.8	0.6	8	4	11.6	69-32	22.3	.548	.318	.690	4.7	0.5	32	19	8.5
MIDDLETON, Kierra	8-0	9.8	.118	.143	.500	1.3	0.4	0	0	0.9	45-3	10.8	.335	.270	.630	1.7	0.5	19	1	3.4
PITTMAN, Sherese	12-12	30.2	.384	.217	.667	6.8	1.8	16	12	13.1	84-71	26.3	.449	.226	.749	6.6	1.4	77	71	11.1
SHORES, Sadie	12-1	21.9	.318	.417	.500	3.7	2.2	5	4	4.7	12-1	21.9	.318	.417	.500	3.7	2.2	5	4	4.7
SNEED, Kendall	12-12	27.2	.485	.176	.691	4.8	4.4	18	4	11.3	12-12	27.2	.485	.176	.691	4.8	4.4	18	4	11.3
WESTBROOK, Kianni	6-0	3.5	.000	.000	.500	1.3	0.2	0	0	0.2	73-33	14.7	.497	.167	.642	3.8	0.3	45	48	4.7
WHITTINGTON, Kyren	12-11	22.8	.400	.313	.577	3.5	2.9	12	5	12.2	106-89	26.4	.444	.326	.749	3.3	1.9	171	27	13.7
WOMACK, Jaylee	3-0	5.1	.000	.000	.500	0.0	0.7	1	0	0.3	23-0	5.9	.333	.263	.750	0.3	0.3	4	2	1.6

Scoring

Player	Season Statistics										Career Statistics									
	FG-FGA	FG%	3FG-3FGA	3FG%	FT-FTA	FT%	PTS	PTS/G			FG-FGA	FG%	3FG-3FGA	3FG%	FT-FTA	FT%	PTS	PTS/G		
BA, Lily	5-7	.714	0-0	.000	1-3	.333	11	1.4			6-17	.353	1-6	.167	2-5	.400	15	0.6		
HAMPTON, Kayla	10-27	.370	4-16	.250	4-6	.667	28	2.8			19-51	.373	7-26	.269	7-10	.700	52	1.6		
HANNA, Dyllan	24-39	.615	0-0	.000	3-17	.176	51	5.1			118-191	.618	0-0	.000	38-127	.299	274	4.2		
KEENAN, Victoria	41-88	.466	36-73	.493	10-16	.625	128	10.7			179-422	.424	152-355	.428	20-30	.667	530	6.2		
MABRY, Amira	56-102	.549	7-22	.318	20-34	.588	139	11.6			230-420	.548	28-88	.318	98-142	.690	586	8.5		
MIDDLETON, Kierra	2-17	.118	1-7	.143	2-4	.500	7	0.9			57-170	.335	24-89	.270	17-27	.630	155	3.4		
PITTMAN, Sherese	58-151	.384	5-23	.217	36-54	.667	157	13.1			340-758	.449	26-115	.226	230-307	.749	936	11.1		
SHORES, Sadie	21-66	.318	10-24	.417	4-8	.500	56	4.7			21-66	.318	10-24	.417	4-8	.500	56	4.7		
SNEED, Kendall	47-97	.485	3-17	.176	38-55	.691	135	11.3			47-97	.485	3-17	.176	38-55	.691	135	11.3		
WESTBROOK, Kianni	0-4	.000	0-2	.000	1-2	.500	1	0.2			149-300	.497	1-6	.167	43-67	.642	342	4.7		
WHITTINGTON, Kyren	58-145	.400	15-48	.313	15-26	.577	146	12.2			535-1206	.444	114-350	.326	263-351	.749	1447	13.7		
WOMACK, Jaylee	0-4	.000	0-2	.000	1-2	.500	1	0.3			14-42	.333	5-19	.263	3-4	.750	36	1.6		

Totals

Player	Season Statistics										Career Statistics									
	O-REB	D-REB	TOTAL	PF	FO	A	TO	A/TO			O-REB	D-REB	TOTAL	PF	FO	A	TO	A/TO		
BA, Lily	0	2	2	6	0	0	3	0.0			1	8	9	17	0	0	10	0.0		
HAMPTON, Kayla	4	8	12	11	0	4	9	0.4			9	17	26	20	0	10	23	0.4		
HANNA, Dyllan	28	43	71	24	0	7	14	0.5			137	165	302	145	4	22	74	0.3		
KEENAN, Victoria	10	46	56	15	0	20	22	0.9			36	159	195	72	0	65	81	0.8		
MABRY, Amira	26	43	69	27	0	7	24	0.3			104	220	324	99	0	34	87	0.4		
MIDDLETON, Kierra	4	6	10	4	0	3	5	0.6			31	47	78	36	0	22	35	0.6		
PITTMAN, Sherese	24	58	82	27	1	21	29	0.7			195	359	554	161	5	118	138	0.9		
SHORES, Sadie	9	35	44	26	0	26	34	0.8			9	35	44	26	0	26	34	0.8		
SNEED, Kendall	4	53	57	26	1	53	55	1.0			4	53	57	26	1	53	55	1.0		
WESTBROOK, Kianni	2	6	8	1	0	1	4	0.3			105	172	277	125	1	25	95	0.3		
WHITTINGTON, Kyren	16	26	42	26	0	35	28	1.3			129	222	351	224	2	199	291	0.7		
WOMACK, Jaylee	0	0	0	1	0	2	0	0.0			5	3	8	9	0	6	13	0.5		



2024-25 Tulane Women's Basketball
Team Overall Conference
All games

Page 1/1
as of Dec 31, 2024

Summary

Player	Overall Statistics										Conference Statistics									
	GP-GS	MIN/G	FG%	3FG%	FT%	R/G	A/G	STL	BLK	PTS/G	GP-GS	MIN/G	FG%	3FG%	FT%	R/G	A/G	STL	BLK	PTS/G
PITTMAN, Sherese	12-12	30.2	.384	.217	.667	6.8	1.8	16	12	13.1	1-1	36.6	.636	1.000	1.000	6.0	3.0	0	1	16.0
WHITTINGTON, Kyren	12-11	22.8	.400	.313	.577	3.5	2.9	12	5	12.2	1-1	26.5	.500	.500	.250	2.0	5.0	0	0	9.0
MABRY, Amira	12-12	26.2	.549	.318	.588	5.8	0.6	8	4	11.6	1-1	31.6	.667	.667	.000	11.0	0.0	2	1	26.0
SNEED, Kendall	12-12	27.2	.485	.176	.691	4.8	4.4	18	4	11.3	1-1	17.9	.714	1.000	.000	3.0	5.0	0	0	11.0
KEENAN, Victoria	12-11	33.2	.466	.493	.625	4.7	1.7	17	0	10.7	1-0	34.6	.400	.400	.000	7.0	5.0	0	0	6.0
HANNA, Dyllan	10-0	23.5	.615	.000	.176	7.1	0.7	6	17	5.1	0-0	0.0	.000	.000	.000	0.0	0.0	0	0	0.0
SHORES, Sadie	12-1	21.9	.318	.417	.500	3.7	2.2	5	4	4.7	1-1	34.3	.600	1.000	.000	6.0	5.0	1	0	16.0
HAMPTON, Kayla	10-1	7.9	.370	.250	.667	1.2	0.4	4	1	2.8	1-0	4.7	.333	.333	.000	1.0	1.0	0	0	3.0
BA, Lily	8-0	5.0	.714	.000	.333	0.3	0.0	0	2	1.4	1-0	9.7	1.000	.000	.000	0.0	0.0	0	0	4.0
MIDDLETON, Kierra	8-0	9.8	.118	.143	.500	1.3	0.4	0	0	0.9	1-0	2.0	.000	.000	.000	0.0	0.0	0	0	0.0
WOMACK, Jaylee	3-0	5.1	.000	.000	.500	0.0	0.7	1	0	0.3	0-0	0.0	.000	.000	.000	0.0	0.0	0	0	0.0
WESTBROOK, Kianni	6-0	3.5	.000	.000	.500	1.3	0.2	0	0	0.2	1-0	2.0	.000	.000	.000	0.0	0.0	0	0	0.0
Totals	12		.431	.346	.595	42.3	14.9	87	49	71.7	1		.613	.619	.200	42.0	24.0	3	2	91.0
Opponent	12		.361	.244	.695	39.6	12.8	117	53	63.9	1		.333	.174	.793	34.0	10.0	11	3	71.0

Scoring

Player	Overall Statistics								Conference Statistics							
	FG-FGA	FG%	3FG-3FGA	3FG%	FT-FTA	FT%	PTS	PTS/G	FG-FGA	FG%	3FG-3FGA	3FG%	FT-FTA	FT%	PTS	PTS/G
PITTMAN, Sherese	58-151	.384	5-23	.217	36-54	.667	157	13.1	7-11	.636	1-1	1.000	1-1	1.000	16	16.0
WHITTINGTON, Kyren	58-145	.400	15-48	.313	15-26	.577	146	12.2	3-6	.500	2-4	.500	1-4	.250	9	9.0
MABRY, Amira	56-102	.549	7-22	.318	20-34	.588	139	11.6	12-18	.667	2-3	.667	0-2	.000	26	26.0
SNEED, Kendall	47-97	.485	3-17	.176	38-55	.691	135	11.3	5-7	.714	1-1	1.000	0-3	.000	11	11.0
KEENAN, Victoria	41-88	.466	36-73	.493	10-16	.625	128	10.7	2-5	.400	2-5	.400	0-0	.000	6	6.0
HANNA, Dyllan	24-39	.615	0-0	.000	3-17	.176	51	5.1	0-0	.000	0-0	.000	0-0	.000	0	0.0
SHORES, Sadie	21-66	.318	10-24	.417	4-8	.500	56	4.7	6-10	.600	4-4	1.000	0-0	.000	16	16.0
HAMPTON, Kayla	10-27	.370	4-16	.250	4-6	.667	28	2.8	1-3	.333	1-3	.333	0-0	.000	3	3.0
BA, Lily	5-7	.714	0-0	.000	1-3	.333	11	1.4	2-2	1.000	0-0	.000	0-0	.000	4	4.0
MIDDLETON, Kierra	2-17	.118	1-7	.143	2-4	.500	7	0.9	0-0	.000	0-0	.000	0-0	.000	0	0.0
WOMACK, Jaylee	0-4	.000	0-2	.000	1-2	.500	1	0.3	0-0	.000	0-0	.000	0-0	.000	0	0.0
WESTBROOK, Kianni	0-4	.000	0-2	.000	1-2	.500	1	0.2	0-0	.000	0-0	.000	0-0	.000	0	0.0
Totals	322-747	.431	81-234	.346	135-227	.595	860	71.7	38-62	.613	13-21	.619	2-10	.200	91	91.0
Opponent	286-793	.361	58-238	.244	137-197	.695	767	63.9	22-66	.333	4-23	.174	23-29	.793	71	71.0

Totals

Player	Overall Statistics										Conference Statistics									
	O-REB	D-REB	TOTAL	PF	FO	A	TO	A/TO	HI	PTS	O-REB	D-REB	TOTAL	PF	FO	A	TO	A/TO	HI	PTS
PITTMAN, Sherese	24	58	82	27	1	21	29	0.7	22		0	6	6	1	0	3	2	1.5		16
WHITTINGTON, Kyren	16	26	42	26	0	35	28	1.3	24		1	1	2	4	0	5	4	1.3		9
MABRY, Amira	26	43	69	27	0	7	24	0.3	26		5	6	11	3	0	0	3	0.0		26
SNEED, Kendall	4	53	57	26	1	53	55	1.0	22		0	3	3	2	0	5	2	2.5		11
KEENAN, Victoria	10	46	56	15	0	20	22	0.9	21		1	6	7	0	0	5	4	1.3		6
HANNA, Dyllan	28	43	71	24	0	7	14	0.5	10		0	0	0	0	0	0	0	0.0		0
SHORES, Sadie	9	35	44	26	0	26	34	0.8	16		1	5	6	3	0	5	2	2.5		16
HAMPTON, Kayla	4	8	12	11	0	4	9	0.4	7		1	0	1	2	0	1	0	1.0		3
BA, Lily	0	2	2	6	0	0	3	0.0	7		0	0	0	3	0	0	2	0.0		4
MIDDLETON, Kierra	4	6	10	4	0	3	5	0.6	4		0	0	0	0	0	0	0	0.0		0
WOMACK, Jaylee	0	0	0	1	0	2	0	2.0	1		0	0	0	0	0	0	0	0.0		0
WESTBROOK, Kianni	2	6	8	1	0	1	4	0.3	1		0	0	0	0	0	0	1	0.0		0
Totals	155	352	507	194	2	179	232	0.8	91		12	30	42	18	0	24	20	1.2		91
Opponent	168	307	475	205	2	154	207	0.7	87		17	17	34	9	0	10	12	0.8		71



2024-25 Tulane Women's Basketball
Individual Game-by-Game
All games

Page 1/12
as of Dec 31, 2024

#0 WHITTINGTON, Kyren

Opponent	Date	GS	MIN	Total		3-Pointers		Free throws		Rebounds				PF	A	TO	BLK	STL	PTS	AVG
				FG-FGA	PCT	3FG-3FGA	PCT	FT-FTA	PCT	OFF	DEF	TOT	AVG							
Nicholls	11/07/2024		21:33	5-12	.417	1-4	.250	0-2	.000	2	0	2	2.0	4	1	1	0	0	11	11.0
at Missouri	11/12/2024	*	18:48	2-9	.222	2-4	.500	0-0	.000	0	0	0	1.0	1	3	6	0	2	6	8.5
Grambling	11/16/2024	*	19:37	6-12	.500	1-3	.333	0-0	.000	2	3	5	2.3	3	7	1	1	1	13	10.0
at LSU	11/20/2024	*	29:33	8-17	.471	1-6	.167	7-8	.875	1	5	6	3.3	3	2	2	0	1	24	13.5
Jackson St.	11/24/2024	*	26:08	10-15	.667	2-5	.400	0-0	.000	1	5	6	3.8	0	6	2	1	3	22	15.2
vs Florida	11/28/2024	*	15:11	1-7	.143	1-5	.200	1-2	.500	1	0	1	3.3	3	1	2	0	1	4	13.3
vs Northern Ariz.	11/30/2024	*	32:50	9-25	.360	4-10	.400	1-4	.250	3	0	3	3.3	1	3	3	1	1	23	14.7
North Dakota St.	12/10/2024	*	13:14	2-10	.200	0-1	.000	0-0	.000	2	1	3	3.3	4	1	1	0	1	4	13.4
Mercer	12/15/2024	*	25:18	5-8	.625	0-2	.000	2-2	1.000	0	2	2	3.1	0	1	1	1	1	12	13.2
Alabama A&M	12/20/2024	*	33:05	6-19	.316	0-3	.000	3-4	.750	2	8	10	3.8	2	4	3	1	1	15	13.4
ULM	12/21/2024	*	11:53	1-5	.200	1-1	1.000	0-0	.000	1	1	2	3.6	1	1	2	0	0	3	12.5
at Fla. Atlantic	12/29/2024	*	26:28	3-6	.500	2-4	.500	1-4	.250	1	1	2	3.5	4	5	4	0	0	9	12.2
Totals		11	273:39	58-145	.400	15-48	.313	15-26	.577	16	26	42	3.5	26	35	28	5	12	146	12.2

Player Averages

Games Played	Minutes/ game	Points/ game	FG Pct	3FG Pct	FT Pct	Rebounds/ game	Assists/ game	Turnovers/ game	Assist/Turnover ratio	Steals/ game	Blocks/ game
12	22.8	12.2	40.0	31.3	57.7	3.5	2.9	2.3	1.3	1.0	0.4



2024-25 Tulane Women's Basketball
Individual Game-by-Game
All games

Page 2/12
as of Dec 31, 2024

#1 HAMPTON, Kayla

Opponent	Date	GS	MIN	Total		3-Pointers		Free throws		Rebounds				PF	A	TO	BLK	STL	PTS	AVG
				FG-FGA	PCT	3FG-3FGA	PCT	FT-FTA	PCT	OFF	DEF	TOT	AVG							
Nicholls	11/07/2024	*	11:01	1-6	.167	0-3	.000	1-2	.500	1	0	1	1.0	1	1	1	0	0	3	3.0
at Missouri	11/12/2024		10:56	0-3	.000	0-1	.000	0-0	.000	1	0	1	1.0	0	1	1	0	1	0	1.5
Grambling	11/16/2024		10:26	1-2	.500	1-2	.500	0-0	.000	1	2	3	1.7	2	0	2	1	2	3	2.0
Jackson St.	11/24/2024		03:41	1-3	.333	0-2	.000	0-0	.000	0	0	0	1.3	1	0	0	0	0	2	2.0
vs Northern Ariz.	11/30/2024		00:41	0-0	.000	0-0	.000	0-0	.000	0	0	0	1.0	0	0	0	0	0	0	1.6
North Dakota St.	12/10/2024		13:25	2-2	1.000	0-0	.000	1-2	.500	0	2	2	1.2	2	0	2	0	0	5	2.2
Mercer	12/15/2024		12:41	2-4	.500	1-2	.500	2-2	1.000	0	4	4	1.6	2	1	2	0	1	7	2.9
Alabama A&M	12/20/2024		02:47	0-0	.000	0-0	.000	0-0	.000	0	0	0	1.4	0	0	0	0	0	0	2.5
ULM	12/21/2024		08:19	2-4	.500	1-3	.333	0-0	.000	0	0	0	1.2	1	0	1	0	0	5	2.8
at Fla. Atlantic	12/29/2024		04:44	1-3	.333	1-3	.333	0-0	.000	1	0	1	1.2	2	1	0	0	0	3	2.8
Totals		1	78:40	10-27	.370	4-16	.250	4-6	.667	4	8	12	1.2	11	4	9	1	4	28	2.8

Player Averages

Games Played	Minutes/ game	Points/ game	FG Pct	3FG Pct	FT Pct	Rebounds/ game	Assists/ game	Turnovers/ game	Assist/Turnover ratio	Steals/ game	Blocks/ game
10	7.9	2.8	37.0	25.0	66.7	1.2	0.4	0.9	0.4	0.4	0.1



2024-25 Tulane Women's Basketball
Individual Game-by-Game
All games

Page 3/12
as of Dec 31, 2024

#2 KEENAN, Victoria

Opponent	Date	GS	MIN	Total		3-Pointers		Free throws		Rebounds				PF	A	TO	BLK	STL	PTS	AVG
				FG-FGA	PCT	3FG-3FGA	PCT	FT-FTA	PCT	OFF	DEF	TOT	AVG							
Nicholls	11/07/2024	*	24:35	3-6	.500	2-4	.500	0-0	.000	0	3	3	3.0	1	0	2	0	1	8	8.0
at Missouri	11/12/2024	*	33:06	2-7	.286	2-7	.286	2-2	1.000	1	3	4	3.5	3	0	3	0	2	8	8.0
Grambling	11/16/2024	*	30:22	6-9	.667	6-9	.667	0-0	.000	1	2	3	3.3	2	2	3	0	4	18	11.3
at LSU	11/20/2024	*	32:08	7-13	.538	7-11	.636	0-3	.000	0	2	2	3.0	1	0	0	0	1	21	13.8
Jackson St.	11/24/2024	*	32:19	3-4	.750	2-3	.667	3-3	1.000	2	3	5	3.4	2	2	2	0	2	11	13.2
vs Florida	11/28/2024	*	34:55	6-13	.462	6-11	.545	0-0	.000	1	1	2	3.2	1	0	0	0	0	18	14.0
vs Northern Ariz.	11/30/2024	*	33:13	2-9	.222	2-7	.286	1-2	.500	1	2	3	3.1	1	1	1	0	2	7	13.0
North Dakota St.	12/10/2024	*	38:57	3-10	.300	1-7	.143	3-4	.750	1	7	8	3.8	0	3	1	0	2	10	12.6
Mercer	12/15/2024	*	31:10	3-3	1.000	2-2	1.000	0-0	.000	2	3	5	3.9	2	3	3	0	1	8	12.1
Alabama A&M	12/20/2024	*	37:14	1-3	.333	1-2	.500	1-2	.500	0	10	10	4.5	1	4	1	0	2	4	11.3
ULM	12/21/2024	*	36:23	3-6	.500	3-5	.600	0-0	.000	0	4	4	4.5	1	0	2	0	0	9	11.1
at Fla. Atlantic	12/29/2024		34:38	2-5	.400	2-5	.400	0-0	.000	1	6	7	4.7	0	5	4	0	0	6	10.7
Totals		11	398:59	41-88	.466	36-73	.493	10-16	.625	10	46	56	4.7	15	20	22	0	17	128	10.7

Player Averages

Games Played	Minutes/ game	Points/ game	FG Pct	3FG Pct	FT Pct	Rebounds/ game	Assists/ game	Turnovers/ game	Assist/Turnover ratio	Steals/ game	Blocks/ game
12	33.2	10.7	46.6	49.3	62.5	4.7	1.7	1.8	0.9	1.4	0.0



2024-25 Tulane Women's Basketball
Individual Game-by-Game
All games

Page 4/12
as of Dec 31, 2024

#3 WESTBROOK, Kianni

Opponent	Date	GS	MIN	Total		3-Pointers		Free throws		Rebounds											
				FG-FGA	PCT	3FG-3FGA	PCT	FT-FTA	PCT	OFF	DEF	TOT	AVG	PF	A	TO	BLK	STL	PTS	AVG	
Nicholls	11/07/2024		05:43	0-1	.000	0-1	.000	0-0	.000	0	2	2	2.0	0	1	1	0	0	0	0.0	
Grambling	11/16/2024		04:48	0-1	.000	0-0	.000	1-2	.500	0	1	1	1.5	0	0	0	0	0	1	0.5	
Jackson St.	11/24/2024		03:21	0-2	.000	0-1	.000	0-0	.000	2	0	2	1.7	0	0	1	0	0	0	0.3	
vs Northern Ariz.	11/30/2024		00:41	0-0	.000	0-0	.000	0-0	.000	0	0	0	1.3	0	0	0	0	0	0	0.3	
Mercer	12/15/2024		04:33	0-0	.000	0-0	.000	0-0	.000	0	3	3	1.6	1	0	1	0	0	0	0.2	
at Fla. Atlantic	12/29/2024		02:02	0-0	.000	0-0	.000	0-0	.000	0	0	0	1.3	0	0	1	0	0	0	0.2	
Totals		0	21:08	0-4	.000	0-2	.000	1-2	.500	2	6	8	1.3	1	1	4	0	0	1	0.2	

Player Averages

Games Played	Minutes/ game	Points/ game	FG Pct	3FG Pct	FT Pct	Rebounds/ game	Assists/ game	Turnovers/ game	Assist/Turnover ratio	Steals/ game	Blocks/ game
6	3.5	0.2	0.0	0.0	50.0	1.3	0.2	0.7	0.3	0.0	0.0



2024-25 Tulane Women's Basketball
Individual Game-by-Game
All games

Page 5/12
as of Dec 31, 2024

#5 WOMACK, Jaylee

Opponent	Date	GS	MIN	Total		3-Pointers		Free throws		Rebounds											
				FG-FGA	PCT	3FG-3FGA	PCT	FT-FTA	PCT	OFF	DEF	TOT	AVG	PF	A	TO	BLK	STL	PTS	AVG	
Grambling	11/16/2024		07:37	0-3	.000	0-2	.000	1-2	.500	0	0	0	0.0	1	1	0	0	1	1	1.0	
Jackson St.	11/24/2024		01:24	0-0	.000	0-0	.000	0-0	.000	0	0	0	0.0	0	0	0	0	0	0	0.5	
Mercer	12/15/2024		06:25	0-1	.000	0-0	.000	0-0	.000	0	0	0	0.0	0	1	0	0	0	0	0.3	
Totals		0	15:26	0-4	.000	0-2	.000	1-2	.500	0	0	0	0.0	1	2	0	0	1	1	0.3	

Player Averages

Games Played	Minutes/game	Points/game	FG Pct	3FG Pct	FT Pct	Rebounds/game	Assists/game	Turnovers/game	Assist/Turnover ratio	Steals/game	Blocks/game
3	5.1	0.3	0.0	0.0	50.0	0.0	0.7	0.0	2.0	0.3	0.0



2024-25 Tulane Women's Basketball
Individual Game-by-Game
All games

Page 6/12
as of Dec 31, 2024

#9 SNEED, Kendall

Opponent	Date	GS	MIN	Total		3-Pointers		Free throws		Rebounds				PF	A	TO	BLK	STL	PTS	AVG
				FG-FGA	PCT	3FG-3FGA	PCT	FT-FTA	PCT	OFF	DEF	TOT	AVG							
Nicholls	11/07/2024	*	26:04	3-7	.429	0-1	.000	2-2	1.000	0	3	3	3.0	2	5	3	0	2	8	8.0
at Missouri	11/12/2024	*	30:60	1-7	.143	0-3	.000	5-5	1.000	0	6	6	4.5	1	2	3	0	1	7	7.5
Grambling	11/16/2024	*	15:40	2-3	.667	0-0	.000	0-2	.000	0	2	2	3.7	4	6	7	2	1	4	6.3
at LSU	11/20/2024	*	24:35	2-6	.333	0-0	.000	1-4	.250	0	4	4	3.8	5	3	2	0	0	5	6.0
Jackson St.	11/24/2024	*	28:00	4-6	.667	0-1	.000	7-8	.875	0	11	11	5.2	0	2	5	0	4	15	7.8
vs Florida	11/28/2024	*	34:29	9-16	.563	0-4	.000	4-5	.800	3	4	7	5.5	3	11	4	1	1	22	10.2
vs Northern Ariz.	11/30/2024	*	32:42	6-12	.500	0-1	.000	2-2	1.000	1	3	4	5.3	0	5	5	1	2	14	10.7
North Dakota St.	12/10/2024	*	32:53	5-11	.455	0-1	.000	6-6	1.000	0	6	6	5.4	2	4	7	0	1	16	11.4
Mercer	12/15/2024	*	25:53	1-6	.167	0-1	.000	4-4	1.000	0	3	3	5.1	2	3	4	0	2	6	10.8
Alabama A&M	12/20/2024	*	23:36	2-5	.400	0-0	.000	3-4	.750	0	4	4	5.0	3	2	7	0	2	7	10.4
ULM	12/21/2024	*	33:30	7-11	.636	2-4	.500	4-10	.400	0	4	4	4.9	2	5	6	0	2	20	11.3
at Fla. Atlantic	12/29/2024	*	17:52	5-7	.714	1-1	1.000	0-3	.000	0	3	3	4.8	2	5	2	0	0	11	11.3
Totals		12	326:13	47-97	.485	3-17	.176	38-55	.691	4	53	57	4.8	26	53	55	4	18	135	11.3

Player Averages

Games Played	Minutes/ game	Points/ game	FG Pct	3FG Pct	FT Pct	Rebounds/ game	Assists/ game	Turnovers/ game	Assist/Turnover ratio	Steals/ game	Blocks/ game
12	27.2	11.3	48.5	17.6	69.1	4.8	4.4	4.6	1.0	1.5	0.3



2024-25 Tulane Women's Basketball
Individual Game-by-Game
All games

Page 7/12
as of Dec 31, 2024

#11 HANNA, Dyllan

Opponent	Date	GS	MIN	Total		3-Pointers		Free throws		Rebounds				PF	A	TO	BLK	STL	PTS	AVG
				FG-FGA	PCT	3FG-3FGA	PCT	FT-FTA	PCT	OFF	DEF	TOT	AVG							
Nicholls	11/07/2024		31:54	1-5	.200	0-0	.000	1-1	1.000	5	8	13	13.0	3	2	2	2	1	3	3.0
at Missouri	11/12/2024		19:08	2-2	1.000	0-0	.000	0-0	.000	3	3	6	9.5	4	0	2	0	1	4	3.5
Grambling	11/16/2024		17:16	4-6	.667	0-0	.000	0-6	.000	4	4	8	9.0	3	1	2	0	0	8	5.0
at LSU	11/20/2024		29:24	2-5	.400	0-0	.000	0-0	.000	6	2	8	8.8	3	3	1	5	0	4	4.8
Jackson St.	11/24/2024		21:04	4-6	.667	0-0	.000	1-2	.500	1	4	5	8.0	3	0	1	2	0	9	5.6
vs Florida	11/28/2024		24:20	5-5	1.000	0-0	.000	0-0	.000	1	3	4	7.3	2	0	1	2	0	10	6.3
vs Northern Ariz.	11/30/2024		34:08	3-4	.750	0-0	.000	0-0	.000	2	6	8	7.4	1	1	0	3	2	6	6.3
North Dakota St.	12/10/2024		22:37	0-0	.000	0-0	.000	0-2	.000	1	7	8	7.5	2	0	0	2	2	0	5.5
Mercer	12/15/2024		18:11	2-2	1.000	0-0	.000	1-2	.500	1	3	4	7.1	1	0	1	0	0	5	5.4
Alabama A&M	12/20/2024		16:38	1-4	.250	0-0	.000	0-4	.000	4	3	7	7.1	2	0	4	1	0	2	5.1
Totals		0	234:40	24-39	.615	0-0	.000	3-17	.176	28	43	71	7.1	24	7	14	17	6	51	5.1

Player Averages

Games Played	Minutes/game	Points/game	FG Pct	3FG Pct	FT Pct	Rebounds/game	Assists/game	Turnovers/game	Assist/Turnover ratio	Steals/game	Blocks/game
10	23.5	5.1	61.5	0.0	17.6	7.1	0.7	1.4	0.5	0.6	1.7



2024-25 Tulane Women's Basketball
Individual Game-by-Game
All games

Page 8/12
as of Dec 31, 2024

#13 SHORES, Sadie

Opponent	Date	GS	MIN	Total		3-Pointers		Free throws		Rebounds				PF	A	TO	BLK	STL	PTS	AVG
				FG-FGA	PCT	3FG-3FGA	PCT	FT-FTA	PCT	OFF	DEF	TOT	AVG							
Nicholls	11/07/2024		15:30	0-2	.000	0-1	.000	0-0	.000	0	2	2	2.0	2	2	6	1	1	0	0.0
at Missouri	11/12/2024		07:58	0-1	.000	0-0	.000	0-0	.000	0	1	1	1.5	0	0	4	0	0	0	0.0
Grambling	11/16/2024		13:20	0-3	.000	0-1	.000	0-0	.000	2	2	4	2.3	3	2	4	0	0	0	0.0
at LSU	11/20/2024		28:30	3-7	.429	0-2	.000	0-0	.000	1	6	7	3.5	3	3	4	0	1	6	1.5
Jackson St.	11/24/2024		19:02	2-5	.400	0-1	.000	0-0	.000	0	2	2	3.2	2	1	3	0	0	4	2.0
vs Florida	11/28/2024		31:48	4-9	.444	2-4	.500	0-0	.000	0	3	3	3.2	4	3	1	0	1	10	3.3
vs Northern Ariz.	11/30/2024		18:48	1-8	.125	1-3	.333	0-0	.000	0	3	3	3.1	2	0	0	0	0	3	3.3
North Dakota St.	12/10/2024		21:31	0-4	.000	0-2	.000	0-2	.000	2	2	4	3.3	0	2	2	0	0	0	2.9
Mercer	12/15/2024		18:33	2-6	.333	1-3	.333	1-2	.500	1	3	4	3.3	1	2	3	2	0	6	3.2
Alabama A&M	12/20/2024		23:19	1-4	.250	0-1	.000	3-4	.750	1	0	1	3.1	2	2	3	1	0	5	3.4
ULM	12/21/2024		29:54	2-7	.286	2-2	1.000	0-0	.000	1	6	7	3.5	4	4	2	0	1	6	3.6
at Fla. Atlantic	12/29/2024	*	34:16	6-10	.600	4-4	1.000	0-0	.000	1	5	6	3.7	3	5	2	0	1	16	4.7
Totals		1	262:29	21-66	.318	10-24	.417	4-8	.500	9	35	44	3.7	26	26	34	4	5	56	4.7

Player Averages

Games Played	Minutes/ game	Points/ game	FG Pct	3FG Pct	FT Pct	Rebounds/ game	Assists/ game	Turnovers/ game	Assist/Turnover ratio	Steals/ game	Blocks/ game
12	21.9	4.7	31.8	41.7	50.0	3.7	2.2	2.8	0.8	0.4	0.3



2024-25 Tulane Women's Basketball
Individual Game-by-Game
All games

Page 9/12
as of Dec 31, 2024

#22 PITTMAN, Sherese

Opponent	Date	GS	MIN	Total		3-Pointers		Free throws		Rebounds				PF	A	TO	BLK	STL	PTS	AVG
				FG-FGA	PCT	3FG-3FGA	PCT	FT-FTA	PCT	OFF	DEF	TOT	AVG							
Nicholls	11/07/2024	*	18:28	2-3	.667	1-1	1.000	9-12	.750	2	2	4	4.0	5	1	2	1	2	14	14.0
at Missouri	11/12/2024	*	35:33	7-11	.636	0-1	.000	4-5	.800	1	2	3	3.5	0	1	1	1	1	18	16.0
Grambling	11/16/2024	*	31:44	7-18	.389	1-4	.250	3-6	.500	3	5	8	5.0	3	4	1	2	6	18	16.7
at LSU	11/20/2024	*	28:59	3-18	.167	0-5	.000	2-2	1.000	3	3	6	5.3	3	0	3	1	1	8	14.5
Jackson St.	11/24/2024	*	24:38	5-11	.455	0-1	.000	2-3	.667	2	6	8	5.8	1	1	1	0	2	12	14.0
vs Florida	11/28/2024	*	33:52	5-16	.313	1-4	.250	3-5	.600	1	7	8	6.2	3	3	2	0	0	14	14.0
vs Northern Ariz.	11/30/2024	*	23:18	4-14	.286	0-2	.000	5-6	.833	4	6	10	6.7	4	1	1	0	1	13	13.9
North Dakota St.	12/10/2024	*	34:56	9-21	.429	0-1	.000	4-8	.500	4	4	8	6.9	1	0	2	1	0	22	14.9
Mercer	12/15/2024	*	27:15	3-11	.273	1-2	.500	0-0	.000	3	6	9	7.1	0	4	5	2	1	7	14.0
Alabama A&M	12/20/2024	*	30:36	5-8	.625	0-0	.000	1-2	.500	1	6	7	7.1	4	2	5	1	0	11	13.7
ULM	12/21/2024	*	36:08	1-9	.111	0-1	.000	2-4	.500	0	5	5	6.9	2	1	4	2	2	4	12.8
at Fla. Atlantic	12/29/2024	*	36:36	7-11	.636	1-1	1.000	1-1	1.000	0	6	6	6.8	1	3	2	1	0	16	13.1
Totals		12	362:04	58-151	.384	5-23	.217	36-54	.667	24	58	82	6.8	27	21	29	12	16	157	13.1

Player Averages

Games Played	Minutes/game	Points/game	FG Pct	3FG Pct	FT Pct	Rebounds/game	Assists/game	Turnovers/game	Assist/Turnover ratio	Steals/game	Blocks/game
12	30.2	13.1	38.4	21.7	66.7	6.8	1.8	2.4	0.7	1.3	1.0



2024-25 Tulane Women's Basketball
Individual Game-by-Game
All games

Page 10/12
as of Dec 31, 2024

#23 MABRY, Amira

Opponent	Date	GS	MIN	Total		3-Pointers		Free throws		Rebounds				PF	A	TO	BLK	STL	PTS	AVG
				FG-FGA	PCT	3FG-3FGA	PCT	FT-FTA	PCT	OFF	DEF	TOT	AVG							
Nicholls	11/07/2024	*	23:49	5-6	.833	1-1	1.000	2-2	1.000	2	2	4	4.0	2	1	3	0	1	13	13.0
at Missouri	11/12/2024	*	30:08	4-7	.571	0-1	.000	1-4	.250	4	3	7	5.5	4	1	5	0	0	9	11.0
Grambling	11/16/2024	*	28:36	7-7	1.000	0-0	.000	5-9	.556	1	4	5	5.3	3	0	2	1	0	19	13.7
at LSU	11/20/2024	*	21:37	2-7	.286	2-5	.400	0-0	.000	0	2	2	4.5	4	0	1	0	0	6	11.8
Jackson St.	11/24/2024	*	27:31	0-5	.000	0-2	.000	2-3	.667	2	3	5	4.6	3	2	4	0	2	2	9.8
vs Florida	11/28/2024	*	21:08	2-7	.286	0-3	.000	1-1	1.000	0	2	2	4.2	2	0	0	0	0	5	9.0
vs Northern Ariz.	11/30/2024	*	21:12	2-6	.333	0-2	.000	0-0	.000	1	3	4	4.1	0	0	3	0	0	4	8.3
North Dakota St.	12/10/2024	*	22:27	5-7	.714	0-0	.000	0-0	.000	4	2	6	4.4	1	0	0	1	0	10	8.5
Mercer	12/15/2024	*	21:45	5-9	.556	2-3	.667	3-5	.600	2	5	7	4.7	1	1	0	0	1	15	9.2
Alabama A&M	12/20/2024	*	30:54	3-8	.375	0-1	.000	3-4	.750	0	4	4	4.6	2	0	3	0	2	9	9.2
ULM	12/21/2024	*	33:16	9-15	.600	0-1	.000	3-4	.750	5	7	12	5.3	2	2	0	1	0	21	10.3
at Fla. Atlantic	12/29/2024	*	31:37	12-18	.667	2-3	.667	0-2	.000	5	6	11	5.8	3	0	3	1	2	26	11.6
Totals		12	314:00	56-102	.549	7-22	.318	20-34	.588	26	43	69	5.8	27	7	24	4	8	139	11.6

Player Averages

Games Played	Minutes/game	Points/game	FG Pct	3FG Pct	FT Pct	Rebounds/game	Assists/game	Turnovers/game	Assist/Turnover ratio	Steals/game	Blocks/game
12	26.2	11.6	54.9	31.8	58.8	5.8	0.6	2.0	0.3	0.7	0.3



2024-25 Tulane Women's Basketball
Individual Game-by-Game
All games

Page 11/12
as of Dec 31, 2024

#24 MIDDLETON, Kierra

Opponent	Date	GS	MIN	Total		3-Pointers		Free throws		Rebounds											
				FG-FGA	PCT	3FG-3FGA	PCT	FT-FTA	PCT	OFF	DEF	TOT	AVG	PF	A	TO	BLK	STL	PTS	AVG	
Nicholls	11/07/2024		21:24	1-3	.333	0-0	.000	1-2	.500	2	4	6	6.0	3	0	5	0	0	3	3.0	
at Missouri	11/12/2024		13:23	0-2	.000	0-0	.000	0-0	.000	0	0	0	3.0	0	0	0	0	0	0	1.5	
Grambling	11/16/2024		22:58	1-10	.100	1-6	.167	1-2	.500	1	1	2	2.7	0	1	0	0	0	4	2.3	
at LSU	11/20/2024		05:14	0-0	.000	0-0	.000	0-0	.000	1	0	1	2.3	0	0	0	0	0	0	1.8	
Jackson St.	11/24/2024		07:36	0-2	.000	0-1	.000	0-0	.000	0	0	0	1.8	1	2	0	0	0	0	1.4	
vs Florida	11/28/2024		03:38	0-0	.000	0-0	.000	0-0	.000	0	0	0	1.5	0	0	0	0	0	0	1.2	
vs Northern Ariz.	11/30/2024		01:46	0-0	.000	0-0	.000	0-0	.000	0	1	1	1.4	0	0	0	0	0	0	1.0	
at Fla. Atlantic	12/29/2024		02:02	0-0	.000	0-0	.000	0-0	.000	0	0	0	1.3	0	0	0	0	0	0	0.9	
Totals		0	78:01	2-17	.118	1-7	.143	2-4	.500	4	6	10	1.3	4	3	5	0	0	7	0.9	

Player Averages

Games Played	Minutes/ game	Points/ game	FG Pct	3FG Pct	FT Pct	Rebounds/ game	Assists/ game	Turnovers/ game	Assist/Turnover ratio	Steals/ game	Blocks/ game
8	9.8	0.9	11.8	14.3	50.0	1.3	0.4	0.6	0.6	0.0	0.0



2024-25 Tulane Women's Basketball
Individual Game-by-Game
All games

Page 12/12
as of Dec 31, 2024

#33 BA, Lily

Opponent	Date	GS	MIN	Total		3-Pointers		Free throws		Rebounds				PF	A	TO	BLK	STL	PTS	AVG
				FG-FGA	PCT	3FG-3FGA	PCT	FT-FTA	PCT	OFF	DEF	TOT	AVG							
Grambling	11/16/2024		02:54	0-0	.000	0-0	.000	0-0	.000	0	0	0	0.0	2	0	0	0	0	0	0.0
Jackson St.	11/24/2024		05:16	0-0	.000	0-0	.000	0-0	.000	0	1	1	0.5	1	0	1	0	0	0	0.0
vs Florida	11/28/2024		00:40	0-0	.000	0-0	.000	0-0	.000	0	0	0	0.3	0	0	0	0	0	0	0.0
vs Northern Ariz.	11/30/2024		00:41	0-0	.000	0-0	.000	0-0	.000	0	0	0	0.3	0	0	0	0	0	0	0.0
Mercer	12/15/2024		08:15	3-4	.750	0-0	.000	1-3	.333	0	0	0	0.2	0	0	0	1	0	7	1.4
Alabama A&M	12/20/2024		01:52	0-0	.000	0-0	.000	0-0	.000	0	1	1	0.3	0	0	0	0	0	0	1.2
ULM	12/21/2024		10:36	0-1	.000	0-0	.000	0-0	.000	0	0	0	0.3	0	0	0	1	0	0	1.0
at Fla. Atlantic	12/29/2024		09:45	2-2	1.000	0-0	.000	0-0	.000	0	0	0	0.3	3	0	2	0	0	4	1.4
Totals		0	39:59	5-7	.714	0-0	.000	1-3	.333	0	2	2	0.3	6	0	3	2	0	11	1.4

Player Averages

Games Played	Minutes/ game	Points/ game	FG Pct	3FG Pct	FT Pct	Rebounds/ game	Assists/ game	Turnovers/ game	Assist/Turnover ratio	Steals/ game	Blocks/ game
8	5.0	1.4	71.4	0.0	33.3	0.3	0.0	0.4	0.0	0.0	0.3



2024-25 Tulane Women's Basketball
Team Game-by-Game
All games

Page 1/1
as of Dec 31, 2024

				Total		3-Pointers		Free throws		Rebounds											
Opponent	Date	Score		FG-FGA	PCT	3FG-3FGA	PCT	FT-FTA	PCT	OFF	DEF	TOT	AVG	PF	A	TO	BLK	STL	PTS	AVG	
Nicholls	11/07/2024	63-65	L	21-51	.412	5-16	.313	16-23	.696	17	27	44	44.0	23	14	26	4	8	63	63.0	
at Missouri	11/12/2024	52-60	L	18-49	.367	4-17	.235	12-16	.750	12	22	34	39.0	13	8	26	1	8	52	57.5	
Grambling	11/16/2024	89-65	W	34-74	.459	10-27	.370	11-29	.379	16	27	43	40.3	26	24	23	7	15	89	68.0	
at LSU	11/20/2024	74-85	L	27-73	.370	10-29	.345	10-17	.588	14	26	40	40.3	22	11	13	6	4	74	69.5	
Jackson St.	11/24/2024	77-37	W	29-59	.492	4-17	.235	15-19	.789	11	37	48	41.8	14	16	21	3	13	77	71.0	
vs Florida	11/28/2024	83-81	W	32-73	.438	10-31	.323	9-13	.692	8	24	32	40.2	18	18	10	3	3	83	73.0	
vs Northern Ariz.	11/30/2024	70-87	L	27-78	.346	7-25	.280	9-14	.643	16	28	44	40.7	9	11	13	5	8	70	72.6	
North Dakota St.	12/10/2024	67-61	W	26-65	.400	1-12	.083	14-24	.583	17	32	49	41.8	12	10	16	4	6	67	71.9	
Mercer	12/15/2024	73-46	W	26-54	.481	7-15	.467	14-20	.700	11	33	44	42.0	10	16	20	6	7	73	72.0	
Alabama A&M	12/20/2024	53-46	W	19-51	.373	1-7	.143	14-24	.583	8	36	44	42.2	16	14	27	4	7	53	70.1	
ULM	12/21/2024	68-63	W	25-58	.431	9-17	.529	9-18	.500	13	30	43	42.3	13	13	17	4	5	68	69.9	
at Fla. Atlantic	12/29/2024	91-71	W	38-62	.613	13-21	.619	2-10	.200	12	30	42	42.3	18	24	20	2	3	91	71.7	
Total		860		322-747	.431	81-234	.346	135-227	.595	155	352	507	42.3	194	179	232	49	87	860	71.7	
Opponents		767		286-793	.361	58-238	.244	137-197	.695	168	307	475	39.6	205	154	207	53	117	767	63.9	

Tulane Averages

Games Played	Points/game	FG Pct	3FG Pct	FT Pct	Rebounds/game	Assists/game	Turnovers/game	Assist/Turnover ratio	Steals/game	Blocks/game
12	71.7	43.1	34.6	59.5	42.3	14.9	19.3	0.8	7.3	4.1



2024-25 Tulane Women's Basketball
Team High/Low Analysis
All games

Page 1/4
as of Dec 31, 2024

Tulane - Game Highs

POINTS	91		at Fla. Atlantic (12/29/2024)
	89		Grambling (11/16/2024)
	83		vs Florida (N) (11/28/2024)
	77		Jackson St. (11/24/2024)
	74		at LSU (11/20/2024)
FIELD GOALS MADE	38		at Fla. Atlantic (12/29/2024)
	34		Grambling (11/16/2024)
FIELD GOAL ATTEMPTS	78		vs Northern Ariz. (N) (11/30/2024)
	74		Grambling (11/16/2024)
FIELD GOAL PERCENTAGE	.613	(38-62)	at Fla. Atlantic (12/29/2024)
	.492	(29-59)	Jackson St. (11/24/2024)
3 PT FG MADE	13		at Fla. Atlantic (12/29/2024)
	10		vs Florida (N) (11/28/2024)
	10		at LSU (11/20/2024)
	10		Grambling (11/16/2024)
3 PT FG ATTEMPTS	31		vs Florida (N) (11/28/2024)
	29		at LSU (11/20/2024)
3 PT FG PERCENTAGE	.619	(13-21)	at Fla. Atlantic (12/29/2024)
	.529	(9-17)	ULM (12/21/2024)
FREE THROWS MADE	16		Nicholls (11/07/2024)
	15		Jackson St. (11/24/2024)
FREE THROW ATTEMPTS	29		Grambling (11/16/2024)
	24		Alabama A&M (12/20/2024)
	24		North Dakota St. (12/10/2024)
FREE THROW PERCENTAGE	.789	(15-19)	Jackson St. (11/24/2024)
	.750	(12-16)	at Missouri (11/12/2024)
REBOUNDS	49		North Dakota St. (12/10/2024)
	48		Jackson St. (11/24/2024)
ASSISTS	24		at Fla. Atlantic (12/29/2024)
	24		Grambling (11/16/2024)
STEALS	15		Grambling (11/16/2024)
	13		Jackson St. (11/24/2024)
BLOCKED SHOTS	7		Grambling (11/16/2024)
	6		Mercer (12/15/2024)
	6		at LSU (11/20/2024)
TURNOVERS	27		Alabama A&M (12/20/2024)
	26		at Missouri (11/12/2024)
	26		Nicholls (11/07/2024)
FOULS	26		Grambling (11/16/2024)
	23		Nicholls (11/07/2024)



2024-25 Tulane Women's Basketball
Team High/Low Analysis
All games

Page 4/4
as of Dec 31, 2024

Opponent - Game Lows

POINTS	37		Jackson St. (11/24/2024)
	46		Alabama A&M (12/20/2024)
	46		Mercer (12/15/2024)
	60		at Missouri (11/12/2024)
	61		North Dakota St. (12/10/2024)
FIELD GOALS MADE	14		Jackson St. (11/24/2024)
	15		Alabama A&M (12/20/2024)
FIELD GOAL ATTEMPTS	54		Nicholls (11/07/2024)
	55		at Missouri (11/12/2024)
FIELD GOAL PERCENTAGE	.217	(15-69)	Alabama A&M (12/20/2024)
	.241	(14-58)	Jackson St. (11/24/2024)
3 PT FG MADE	2		Grambling (11/16/2024)
	3		Alabama A&M (12/20/2024)
	3		Mercer (12/15/2024)
	3		at LSU (11/20/2024)
3 PT FG ATTEMPTS	12		Mercer (12/15/2024)
	14		at Missouri (11/12/2024)
3 PT FG PERCENTAGE	.105	(2-19)	Grambling (11/16/2024)
	.167	(3-18)	Alabama A&M (12/20/2024)
FREE THROWS MADE	3		ULM (12/21/2024)
	3		Jackson St. (11/24/2024)
FREE THROW ATTEMPTS	7		ULM (12/21/2024)
	7		Jackson St. (11/24/2024)
FREE THROW PERCENTAGE	.429	(3-7)	ULM (12/21/2024)
	.429	(3-7)	Jackson St. (11/24/2024)
REBOUNDS	26		Jackson St. (11/24/2024)
	28		Nicholls (11/07/2024)
ASSISTS	6		Alabama A&M (12/20/2024)
	9		Grambling (11/16/2024)
STEALS	4		vs Northern Ariz. (N) (11/30/2024)
	5		vs Florida (N) (11/28/2024)
BLOCKED SHOTS	2		Mercer (12/15/2024)
	2		Nicholls (11/07/2024)
TURNOVERS	9		ULM (12/21/2024)
	12		at Fla. Atlantic (12/29/2024)
FOULS	9		at Fla. Atlantic (12/29/2024)
	13		vs Northern Ariz. (N) (11/30/2024)
	13		Jackson St. (11/24/2024)



2024-25 Tulane Women's Basketball
Player Highs Analysis
All games

Page 1/2
as of Dec 31, 2024

Tulane - Individual Game Highs

POINTS	26		Amira Mabry at Fla. Atlantic (12/29/2024)
	24		Kyren Whittington at LSU (11/20/2024)
	23		Kyren Whittington vs Northern Ariz. (N) (11/30/2024)
	22		Sherese Pittman vs North Dakota St. (12/10/2024)
	22		Kendall Sneed vs Florida (N) (11/28/2024)
	22		Kyren Whittington vs Jackson St. (11/24/2024)
FIELD GOALS MADE	12		Amira Mabry at Fla. Atlantic (12/29/2024)
	10		Kyren Whittington vs Jackson St. (11/24/2024)
FIELD GOAL ATTEMPTS	25		Kyren Whittington vs Northern Ariz. (N) (11/30/2024)
	21		Sherese Pittman vs North Dakota St. (12/10/2024)
FIELD GOAL PERCENTAGE (min 5 made)	1.000	(7-7)	Amira Mabry vs Grambling (11/16/2024)
	1.000	(5-5)	Dyllan Hanna vs Florida (N) (11/28/2024)
3 PT FG MADE	7		Victoria Keenan at LSU (11/20/2024)
	6		Victoria Keenan vs Florida (N) (11/28/2024)
	6		Victoria Keenan vs Grambling (11/16/2024)
3 PT FG ATTEMPTS	11		Victoria Keenan vs Florida (N) (11/28/2024)
	11		Victoria Keenan at LSU (11/20/2024)
3 PT FG PERCENTAGE (min 2 made)	1.000	(4-4)	Sadie Shores at Fla. Atlantic (12/29/2024)
	1.000	(2-2)	Sadie Shores vs ULM (12/21/2024)
	1.000	(2-2)	Victoria Keenan vs Mercer (12/15/2024)
FREE THROWS MADE	9		Sherese Pittman vs Nicholls (11/07/2024)
	7		Kendall Sneed vs Jackson St. (11/24/2024)
	7		Kyren Whittington at LSU (11/20/2024)
FREE THROW ATTEMPTS	12		Sherese Pittman vs Nicholls (11/07/2024)
	10		Kendall Sneed vs ULM (12/21/2024)
FREE THROW PERCENTAGE (min 3 made)	1.000	(6-6)	Kendall Sneed vs North Dakota St. (12/10/2024)
	1.000	(5-5)	Kendall Sneed at Missouri (11/12/2024)
	1.000	(4-4)	Kendall Sneed vs Mercer (12/15/2024)
	1.000	(3-3)	Victoria Keenan vs Jackson St. (11/24/2024)
REBOUNDS	13		Dyllan Hanna vs Nicholls (11/07/2024)
	12		Amira Mabry vs ULM (12/21/2024)
ASSISTS	11		Kendall Sneed vs Florida (N) (11/28/2024)
	7		Kyren Whittington vs Grambling (11/16/2024)
STEALS	6		Sherese Pittman vs Grambling (11/16/2024)
	4		Kendall Sneed vs Jackson St. (11/24/2024)
	4		Victoria Keenan vs Grambling (11/16/2024)
BLOCKED SHOTS	5		Dyllan Hanna at LSU (11/20/2024)
	3		Dyllan Hanna vs Northern Ariz. (N) (11/30/2024)
TURNOVERS	7		Kendall Sneed vs Alabama A&M (12/20/2024)
	7		Kendall Sneed vs North Dakota St. (12/10/2024)
	7		Kendall Sneed vs Grambling (11/16/2024)
FOULS	5		Kendall Sneed at LSU (11/20/2024)
	5		Sherese Pittman vs Nicholls (11/07/2024)