

INSIDE THE SERIES

Overall	0-1	Most K-State Pts	16 (1988)
In Manhattan	0-0	Most Tulane Pts	20 (1988)
In New Orleans	0-1	3 Points or Less	0-0
Current Streak	Lost 1	7 Points or Less	0-1
Longest Win Streak	None	Biggest Win	None

K-STATE'S STATISTICAL LEADERS

RUSHING



#22
Deuce Vaughn

42 CAR
271 YDS
3 TD

PASSING



#9
Adrian Martinez

20 COMP
35 ATT
154 YDS
0 TD

RECEIVING



#4
Malik Knowles

5 REC
40 YDS
0 TD

RETURNS



#8
Phillip Brooks

1 PR
76 YDS
1 TD

TACKLES



#41
Austin Moore

11 TFLS

TFLs



Three
Players

2.5 TFL

SACKS



#91
Felix Anudike-Uzomah

1.5 SK

INTs



#9
Cincere Mason

2 INTs

WHERE TO FIND...

Media Information	2
Team Notes	3-4
Offensive Notes	4-5
Defensive Notes	5-6
Special Teams Notes	6
Schedule/Coaching Staff/Roster Notes	7
Opponent Breakdown	8
Last Time vs. Tulane	9
2022 Opponent Tracker	10
Head Coach Chris Klieman	11-12
Assistant Coaches/Gameday Locations	13
Roster/Pronunciations	14-15
How the Wildcats Were Built	16
Depth Chart	17
Depth Chart Notes	18-20
Select Player Bios	21-33
Team Statistics	34-35
Game-by-Game Offensive Statistics	36
Defensive Statistics	37
Game-by-Game Defensive Statistics	38
Game-by-Game Summaries/Starters/Turnovers	39
Scoring Drives/Drive Analysis/Third Downs	40
Red Zone/Long Plays	41
Superlatives	42
Game Recaps	43-44
Last Time	45-49
Records Watch	50
Bill Snyder Family Stadium	51



KANSAS STATE WILDCATS

2-0 • 0-0 BIG 12

Ranking (AP/Coaches)	rv/rv
Last Game	Sept. 10, 2022 Defeated Missouri, 40-12
Coach	Chris Klieman
Career Record (Yr)	94-29 (10th)
Record at K-State (Yr)	22-16 (4th)
Record vs. Tulane	0-0



Big 12 Now on ESPN+

Mark Neely (Play-by-Play)
Todd Doxson (Analyst)
Shane Sparks (Sidelines)



K-State Sports Network

Wyatt Thompson (Play-by-Play)
Stan Weber (Analyst)
Matt Walters (Sidelines)



SIRIUSXM

SiriusXM Channel 200
SXM App 954

THE TOP 5

1 Following a dominating win over longtime conference foe Missouri, K-State wraps up the non-conference portion of its schedule on Saturday as Tulane visits Manhattan for a 2 p.m. matchup on Big 12 Now. It will be the second meeting between the two schools and the first time ever in Manhattan as Tulane took the first meeting, 20-16, in New Orleans back in the 1988 season.

2 Coming off a Consensus All-America season, running back **Deuce Vaughn** has picked up right where he left off, rushing for a Big 12-best 271 yards and three touchdowns through two games. He has eight straight games with more than 100 rushing yards, which ranks second in school history to Darren Sproles, who had a 10-game streak spanning over the 2002 and 2003 seasons.

3 A transfer from Nebraska, **Adrian Martinez** has earned the start at quarterback in each game as he became the first signal caller to start a season opener after transferring from a Division I school since Matt Miller (Texas A&M) started the 1994 opener. However, he is the first ever to come straight from one Division I school and start the next year's season opener as Miller redshirted the 1993 season.

4 With seven returning starters on defense a year ago, the Wildcats have been stellar through two games, allowing just 6.0 points per game, 246.0 total yards per game while also forcing five interceptions in two games. This week, the Cats rank third in passing defense, fourth in red zone defense, fifth in scoring defense and interceptions, 15th in total defense and 16th in turnover margin.

5 Known for its special teams prowess, K-State brings back both of its primary returners in **Malik Knowles** (kickoffs) and **Phillip Brooks** (punts), each of whom have garnered All-America status in their disciplines during their careers. In two games, the Cats have recorded two punt return scores - one coming via a blocked punt and the other on a 76-yard return from Brooks.

STATISTICAL SPOTLIGHTS

Rushing yards in the first two games this season, which ranks first in the Big 12 and sixth in the nation.

531

Points allowed per game since last season and after the switch to a 3-3-5 defensive alignment.

19.0

Consecutive games with a rushing TD by **Deuce Vaughn**, the longest streak by a Wildcat since **Collin Klein** in 2012 (12).

9

Consecutive 100-yard rushing games by **Deuce Vaughn**, the second-longest streak in school history (Darren Sproles, 10).

8

Interceptions this season by the K-State defense, the most by the Wildcats in the first two games of a season since 2000.

5

PLAYER SPOTLIGHT



Phillip Brooks returned a punt 76 yards for a score last week against Missouri en route to Big 12 Special Teams Player of the Week honors.

2022 SCHEDULE & RESULTS

<div> South Dakota Sept. 3 W, 34-0 Big 12 Now </div>	<div> Missouri Sept. 10 W, 40-12 ESPN2 </div>	<div> Tulane Sept. 17 2 p.m. Big 12 Now </div>	<div> at 6/6 Oklahoma* Sept. 24 7 p.m. FOX </div>	<div> rv/rv Texas Tech* Oct. 1 TBA </div>	<div> at rv/rv Iowa St.* Oct. 8 TBA </div>	<div> at nr/rv TCU* Oct. 22 TBA </div>	<div> 8/7 Oklahoma St.* Oct. 29 TBA </div>	<div> 21/20 Texas* Nov. 5 TBA </div>	<div> at 17/19 Baylor* Nov. 12 TBA </div>	<div> at West Virginia* Nov. 19 TBA </div>	<div> Kansas* Nov. 26 TBA </div>
---	--	---	--	--	---	---	---	---	--	---	---



MEDIA SCHEDULE - TULANE

MONDAY 12	TUESDAY 13	WEDNESDAY 14	THURSDAY 15	FRIDAY 16	SATURDAY 17	SUNDAY 18
No Media Availability	Press Conference 12 p.m. – Lunch 12:30 p.m. – Chris Klieman 1 p.m. – Players FTP Information Coach Klieman's press conference will be uploaded to the K-State FTP site at approximately 2 p.m. Contact Ryan Lackey for access.	No Media Availability	Coordinator Media Availability 2 p.m. – Coordinators FTP Information Both coordinator media sessions will be uploaded to the K-State FTP site at approximately 3:30 p.m.	No Media Availability	Game 3 Tulane at K-State 2 p.m. Big 12 Now on ESPN+ Bill Snyder Family Stadium Manhattan, Kan. Postgame Coach Klieman and players in team theatre	No Media Availability K-State's game notes for the Oklahoma game will be available on Monday, September 19 at 12 p.m.

K-STATE ATHLETICS COMMUNICATIONS



RYAN LACKEY

Associate AD/Communications

Primary Contact/Assistants & Players Requests

Cell 785-587-7865

Email rlackey@kstatesports.com

Twitter @rlackey84



KENNY LANNOU

Executive Associate A.D./Communications

Coach Klieman Requests

Cell 785-587-7867

Email klannou@kstatesports.com

Twitter @KennyLannou



MARY GORMAN

ADMINISTRATIVE ASST./COMMUNICATIONS

Credentials

Office 785-532-6735

Email mgorman@kstatesports.com

CREDENTIALS

Media outlets interested in covering Kansas State football on either a season or individual-game basis are requested to submit all applications for credentials through the K-State Athletics Communications football credential application website, which is available at www.k-statesports.com/media. K-State is unable to process written requests for football credentials. Please be sure and review the department's credential policies on page 225 of the 2022 K-State Football Media Guide.

Due to inconsistent mail delivery service on tight deadlines, media passes may not be mailed in some instances. If this is the case, passes may be picked up at a location to be determined by the K-State Athletics Communications Office. Individuals picking up credentials will be required to furnish positive identification.

Admission to the press level is for working media only. Only those media with official K-State credentials will be admitted. Friends, spouses, children under the age of 16 and non-workers are not welcome in the press area.

Only two field access credentials will be allowed per media outlet for each game.

WEEKLY MEDIA AVAILABILITY

Tuesdays: Head coach **Chris Klieman** hosts a weekly news conference in the Steel & Pipe Team Theatre of the Vanier Family Football Complex. Lunch will be served at noon followed by Klieman's press conference at 12:30 p.m. Requested players are available from 1 p.m., to 2 p.m. **Player requests must be submitted to Ryan Lackey by 12 p.m., on Mondays.**

Thursdays: Offensive coordinator **Collin Klein** and defensive coordinator **Joe Klanderman** will hold interviews for 10 minutes apiece beginning at 2 p.m. These will take place in the Steel & Pipe Team Theatre at the Vanier Family Football Complex.

PRESS CONFERENCE VIDEO

Broadcast-quality video files for television newscasts of press conferences on Tuesday and Thursday will be available for download in the afternoons on those respective days. Please contact Ryan Lackey for FTP access instructions.

POSTGAME INTERVIEWS

K-State's locker room is closed. Media will be asked to submit a list of player requests to Ryan Lackey at the start of the fourth quarter. During home games, Coach Klieman will address the media in the Steel & Pipe Team Theatre on the third floor of the Vanier Family Football Complex, followed by the requested players. To get to the theater, proceed to the concourse and walk toward the Vanier Family Football Complex. Enter the first set of double doors and take an immediate left into the theater. On the road, these interviews will take place either in the designated visiting interview area or outside the visiting locker room.



COLLEGE PRESSBOX

collegepressbox is the official media website for Division I football. Access and download game notes, quotes, statistics, media guides, headshots, logos and more for all FBS schools, conferences, postseason games, awards and the College Football Playoff. For access, please register for an account at collegepressbox.com/register.

BIG 12 NOW ON ESPN+

In the spring of 2019, the Big 12 Conference and ESPN agreed to significantly expand their existing rights agreement, which runs through 2024-25. Under the expanded agreement, hundreds of additional Big 12 sports events annually will be distributed on the Big 12 Now on ESPN+ digital platform. For more information, visit www.kstatesports.com/Big12Now.



CHRIS KLIEMAN TV SHOW

Featuring the head coach of the Wildcats with the Voice of the Wildcats Wyatt Thompson, the Chris Klieman TV Show recaps the last game for the Wildcats and looks ahead to the coming week. The show will be available Mondays on Big 12 Now on ESPN+ in addition to YURView Kansas on Mondays and Spectrum Sports on Tuesdays.

CHRIS KLIEMAN RADIO SHOW

Featuring the head coach of the Wildcats with the Voice of the Wildcats Wyatt Thompson, the Chris Klieman Radio Show recaps the last game for the Wildcats and looks ahead to the coming week, while also taking calls in front of a live audience at Powercat Sports Grill in Manhattan. The show will be held every Wednesday during the season from 7-8 p.m., with the exception of the week of Thanksgiving (November 23). The show will be available on many of the K-State Sports Network affiliates.

2022 RADIO AFFILIATES

MARKET	CALL LETTERS	FREQUENCY
Beloit	KVSF	1190 AM/105.5 FM/102.9 FM
Chanute	KINZ	95.3 FM
Clay Center	KCLY	100.9 FM
Coffeyville	KGGF	690 AM
Colby/Goodland	KRDQ	100.3 FM
Concordia	KNCK	1390 AM/98.3 FM
Dodge City	KAHE	95.5 FM
Emporia	KVOE	101.7 FM
Great Bend	KZRS	107.9 FM
Hays/Ness City	KKDT	93.5 FM
Hiawatha	KNZA	103.9 FM
Hutchinson/Wichita	KHMY	93.1 FM
Junction City	KJCK	1420 AM/107.9 FM
Kansas City	KCSP	610 AM
Liberal	KSMN	1470 AM
Manhattan	KMAN	1350 AM/93.3 FM/93.7 FM
Manhattan	KMKF	101.5 FM
Marysville	KNDY	1570 AM/94.1 FM/95.5 FM
Medicine Lodge	KQZQ	98.3 FM
Norton	KQNK	1530 AM/106.7 FM
Pittsburg	KSEK	107.9 FM
Phillipsburg	KKAN	1490 AM
Phillipsburg	KQMA	92.5 FM
Russell	KRSL	990 AM/98.1 FM
Salina	KSAL	1150 AM
Scott City	KSKL	94.5 FM
Seneca	KMZA	92.1 FM
Topeka	WIBW	580 AM/94.5 FM/104.9 FM
Wichita	KKGQ	92.3 FM
Winfield	KWLS	107.9 FM



NON-CONFERENCE NOTABLES

- Since 1990, K-State holds a 94-18 (83.9%) record in regular-season non-conference games, including an 80-8 (90.9%) mark at home.
- The Wildcats are going for their 18th perfect regular season non-conference ledger over that span and their unblemished mark at home on for the 25th time.

A WINNING TRADITION

- Kansas State has been one of the best Big 12 teams since the inception of the conference in 1996. The Wildcats are third with 128 victories, trailing only Oklahoma and Texas.
- The Wildcats also rank third in the conference in winning percentage since round-robin play began in 2011. They sit at 57.6% (57-42), trailing only Oklahoma (81.6%; 81-18) and Oklahoma State (66.7%; 66-33).
- During that stretch, the Wildcats are 32-18 (64.0%) at home in Big 12 play and 25-24 (51.0%) on the road.

ALL-TIME BIG 12 VICTORIES

Rk.	School	Wins
1.	Oklahoma	166
2.	Texas	143
3.	K-State	126
4.	Oklahoma State	121
5.	Texas Tech	102
6.	Baylor	75
7.	Iowa State	75
8.	TCU*	47
9.	West Virginia*	42
	Kansas	42

* Joined Big 12 prior to 2012 season

BIG 12 WINNING % SINCE 2011

Rk.	School	Pct.
1.	Oklahoma	81.6%
2.	Oklahoma State	66.7%
3.	K-State	57.6%
	Baylor	57.6%
5.	Texas	54.1%
6.	TCU	52.2%
7.	West Virginia	48.9%
8.	Iowa State	41.4%
9.	Texas Tech	33.3%
10.	Kansas	7.1%

AMONG THE NATION'S BEST

- K-State has 205 wins since 1996, tying for 24th (with Oklahoma State) among all FBS teams. The Wildcats are one of just 25 schools to reach the 200-win mark over the last 26 seasons.
- Among current Big 12 teams, the Wildcats rank fourth behind Oklahoma (258), Texas (222) and TCU (213).
- More recently, the Wildcats rank 26th in wins among current Power 5 teams since 2010 with 95.

POSTSEASON PROMINENCE

- K-State has a strong postseason history, going to a bowl game 22 times since 1993, including 10 times in the last 12 years.
- K-State's 22 bowl trips since 1993 rank fourth among current Big 12 teams.
- In an era when over 80 teams play in a bowl game each year, the Cats are one of just 25 Power 5 teams to play in a bowl game 10 times in the last 12 years.

WINNING THE FINAL FRAME

- Kansas State was strong in the fourth quarter of games in 2021, as the Wildcats outscored their opponents, 112-56.
- The 56-point difference was the second highest in the Big 12 last season, while it was the most by a Wildcat squad since the 2012 team held an 80-point difference (152-72).

- The Wildcats won 10 of their 13 fourth quarters in 2021. The only three they did not were against Oklahoma State (0-0), Baylor (3-0) and Texas (3-0).
- So far this year, the Wildcats are plus-8 in fourth quarters against South Dakota (0-0) and Missouri (14-6).

2021 BIG 12 4TH-QUARTER SCORING MARGINS

Rk.	School	Pts For	Pts Against	Margin
1.	Oklahoma State	124	51	+73
2.	K-State	112	56	+56
3.	Iowa State	111	64	+47
4.	Baylor	121	81	+40
5.	Oklahoma	121	112	+9

A WINNING HISTORY

- A proven winner with a championship history, **Chris Klieman** holds a 94-29 career record, as his 76.4% career winning percentage ranks fourth among current FBS coaches that have led programs for at least nine years.
- Klieman, who is 22-16 since arriving at K-State, came to Manhattan after capping his five-year stint as head coach at North Dakota State by winning his fourth national championship in 2018. He guided the 2018 Bison to a perfect 15-0 record.

WINNING % BY ACTIVE FBS HEAD COACHES*

Rk.	Coach	Current School	Pct.
1.	Dabo Swinney	Clemson	80.9%
2.	Nick Saban	Alabama	80.1%
3.	Curt Cignetti	James Madison	76.7%
4.	Chris Klieman	K-State	76.4%
5.	Jimbo Fisher	Texas A&M	75.6%

* Minimum 9 years of head coaching experience

BETTER DISCIPLINE

- K-State was one of the least penalized teams in the nation over the final few weeks of the 2021 regular season, as the Cats totaled only four penalties (1.3 per game) for 41 yards (13.7 yards per game) over their final three regular-season games.
- Entering the final three contests – which began against West Virginia – K-State ranked 77th nationally and ninth in the Big 12 in fewest penalties per game. However, the Wildcats concluded the regular season ranked 34th nationally (43-spot jump) and fourth in the Big 12 (five-spot jump).
- To open up 2022, K-State had just four penalties for 34 yards but had eight for 68 against Missouri.

TAKING CARE OF THE BALL

- Another staple of K-State football over the past decade has been committing very few turnovers, as the Wildcats rank third nationally among current Power 5 teams since 2012 in fewest turnovers per game at 1.21.
- That figure leads the Big 12 as the Wildcats' 155 total turnovers over the last 11-plus seasons are 12 better than the next closest program (Oklahoma, 167).
- So far this season, the Wildcats are plus-5 in turnover margin with five picks over the first two games while committing no turnovers.

FEWEST TURNOVERS PER GAME*

Rk.	School	T0s/Gm
1.	Alabama	1.06
2.	LSU	1.13
3.	K-State	1.21
4.	Georgia	1.22
5.	Stanford	1.27

* Among Power 5 teams since 2012

WILDCATS WHEN...

Overall.....	2-0
Big 12.....	0-0
Non-conference record	2-0
Home	2-0
Away	0-0
Neutral.....	0-0
Current streak.....	Won 3
Current home streak.....	Won 2
Current road streak.....	Won 1
Last win	40-12 vs. Missouri (9/10/22)
Last loss	22-17 at Texas (11/26/21)

Day game.....	1-0
Night game.....	1-0

Game on:	
ESPN.....	0-0
ESPN2.....	1-0
ESPNU.....	0-0
FOX.....	0-0
FS1.....	0-0
Big 12 Now on ESPN+.....	1-0

September	2-0
October	0-0
November	0-0
January	0-0
vs. top-25 teams (AP).....	0-0
vs. non-ranked teams (AP).....	2-0
On artificial surface.....	2-0
On natural grass.....	0-0

Scoring first.....	1-0
Opponent scores first	1-0
Leading after 1st quarter	2-0
Behind after 1st quarter.....	0-0
Tied after 1st quarter	0-0
Leading at halftime.....	2-0
Behind at halftime.....	0-0
Tied at halftime.....	0-0
Leading after 3rd quarter	2-0
Behind after 3rd quarter	0-0
Tied after 3rd quarter.....	0-0

Scoring 20 points or less.....	0-0
Scoring 20+ points	2-0
Scoring 30+ points	2-0
Allowing 21 points or less	2-0
Allowing 10 points or less	1-0

With 100-yard rusher.....	2-0
Allow 100-yard rusher.....	0-0
With 300-yard passer.....	0-0
Allow 300-yard passer.....	0-0
Outgain opponent.....	2-0
Total offense + 400 yards.....	0-0
Allow + 400 yards total offense.....	0-0

No turnovers	1-0
Less than three turnovers.....	2-0
Three or more turnovers.....	0-0
No takeaways.....	0-0
Three or more takeaways	1-0
Fewer turnovers gained	0-0
Equal turnovers gained	0-0
More turnovers gained	2-0
Control time of possession	2-0
Opponent controls time of possession.....	0-0



NATIONAL RANKINGS

Associated Press Top 25 (Week 3)

1. Georgia (53).....	2-0	1561
2. Alabama (9).....	2-0	1496
3. Ohio State (1).....	2-0	1475
4. Michigan.....	2-0	1359
5. Clemson.....	2-0	1285
6. Oklahoma.....	2-0	1209
7. USC.....	2-0	1139
8. Oklahoma State.....	2-0	1004
9. Kentucky.....	2-0	992
10. Arkansas.....	2-0	938
11. Michigan State.....	2-0	902
12. BYU.....	2-0	880
13. Miami.....	2-0	772
14. Utah.....	1-1	673
15. Tennessee.....	2-0	658
16. NC State.....	2-0	623
17. Baylor.....	1-1	562
18. Florida.....	1-1	484
19. Wake Forest.....	2-0	449
20. Ole Miss.....	2-0	411
21. Texas.....	1-1	276
22. Penn State.....	2-0	271
23. Pittsburgh.....	1-1	160
24. Texas A&M.....	1-1	145
25. Oregon.....	1-1	89

OTHER BIG 12 RECEIVING VOTES:

Kansas State 77, Texas Tech 17, Iowa State 4.

USA TODAY Sports AFCA Coaches' Poll (Week 3)

1. Alabama (39).....	2-0	1592
2. Georgia (25).....	2-0	1574
3. Ohio State (1).....	2-0	1514
4. Clemson.....	2-0	1387
5. Michigan.....	2-0	1370
6. Oklahoma.....	2-0	1253
7. Oklahoma State.....	2-0	1137
8. USC.....	2-0	1133
9. Michigan State.....	2-0	1026
10. Kentucky.....	2-0	901
11. Arkansas.....	2-0	857
12. NC State.....	2-0	816
13. Miami.....	2-0	805
14. BYU.....	2-0	739
15. Utah.....	1-1	673
16. Tennessee.....	2-0	556
17. Ole Miss.....	2-0	552
18. Wake Forest.....	2-0	540
19. Baylor.....	1-1	531
20. Texas.....	1-1	306
21. Florida.....	1-1	297
22. Texas A&M.....	1-1	285
23. Penn State.....	2-0	279
24. Oregon.....	1-1	197
25. Pittsburgh.....	1-1	157

OTHER BIG 12 RECEIVING VOTES:

Kansas State 46, Texas Tech 24, TCU 18, Iowa State 4.

THE LAST TIME KANSAS STATE WAS...

Ranked in CFP Poll: 11/12/2019 (24th)

Ranked in AP Top 25: 10/25/2020 (16th)

Ranked in USA TODAY Sports Coaches Poll: 10/25/2020 (16th)

Not Ranked but RV in AP Poll: 9/11/2022

Not Ranked but RV in Coaches' Poll: 9/11/2022

CATS TOPS IN NON-OFFENSIVE TDs

• K-State is the nation's best in non-offensive touchdowns over the last 23 seasons as it has 128 since 1999, 10 more than the next closest team.

• Kansas State tallied three non-offensive scores in 2021 as **Malik Knowles** returned a kickoff for a touchdown at Oklahoma State and against Oklahoma, and Marvin Martin returned a block punt for a score against West Virginia.

• The Wildcats already have two non-offensive scores this year as **Seth Porter** blocked that was returned for a score by **Desmond Purnell** against South Dakota, while **Phillip Brooks** took a punt 76 yards for a score against Missouri.

NON-OFFENSIVE TDs SINCE 1999

Rk.	School	Non-Offensive TDs
1.	K-State	128
2.	Alabama	118
3.	Virginia Tech	113
4.	Boise State	109
5.	Utah	108

Of the 127 non-offensive TDs since 1999, 43 have been punt returns, 39 interception returns, 33 kickoff returns, 11 fumble returns and 2 missed/blocked field goal returns.

OFFENSIVE NOTES KLEIN TAKES OVER AS OC

• A 2012 Heisman Trophy finalist and one of the best signal callers in school history, **Collin Klein** is in his first season as K-State's offensive coordinator.

• Klein is one of just four Power 5 offensive coordinators to play quarterback at the school in which they work. The other three are Brandon Streeter (Clemson), Tommy Rees (Notre Dame) and Tavita Pritchard (Stanford).

• Klein was promoted to interim offensive coordinator for the TaxAct Texas Bowl, and all he did was direct the Wildcats to 42 points – their highest output of the season and third highest in school bowl history – while their 442 yards of total offense was the second-best output of the 2021 season and ranked fifth in K-State bowl history.

• Klein was a co-offensive coordinator for one season at K-State (2018), as he begins a run as the Wildcats' sole offensive play caller for the first time in his career.

OFF AND RUNNING

• K-State has opened the season with 532 rushing yards, as the Wildcats rank seventh nationally through two weeks.

• K-State opened the season with 297 yards on the ground against South Dakota, which included **Malik Knowles'** 75-yard touchdown run on the first play of the season.

• The 297 yards on the ground were the most by a Wildcat team since recording 342 in the 2019 KU game, while it is the first time they had at least 230 rushing yards in consecutive games since the final two games of 2020.

• Knowles' score 10 seconds into the game was the fastest score in school history. It topped an 11-second score against Louisiana Tech in 1988.

POINTS PER GAME GOING UP?

• One area in which K-State may improve this season in points per game. The Wildcats averaged 27.5 points per game in 2021, but they have two of the top scorers in the nation on their roster.

• Running back **Deuce Vaughn** currently ranks first nationally among all active non-kickers in career points per game (8.0), while quarterback **Adrian Martinez** is fifth (5.6).

• K-State opened the season with 34 points against South Dakota and 40 against Missouri, both of which included rushing touchdowns by both players.

AN EXPERIENCED QB

• One of the top transfer quarterbacks in the 2022 cycle landed at Kansas State in **Adrian Martinez**, who spent the previous four seasons at Nebraska.

• A career 38-game starter for the Huskers, Martinez set 17 school records, including career total offense (10,792) and completions (670).

• Martinez is one of only two active quarterbacks in the nation with 8,000 passing yards and 1,000 rushing yards in a career. He ranks second among active quarterbacks in career rushing attempts (534), rushing touchdowns (37) and rushing yards (2,392) by a quarterback, and fourth in total offense (11,037).

MIX OF NEW AND OLD

• The blueprint for success has been established for the offensive line under coach **Conor Riley** since he came to Manhattan with **Chris Klieman** in 2019. That should make for a smooth transition for three new starters in 2022.

• Junior **Cooper Beebe**, a 2021 First Team All-Big 12 performer who is a Preseason All-American and on the watch lists for the Outland Trophy and Lombardi Award, is back started the season at left guard, but he can still play tackle.

• Another seasoned veteran lines up at right tackle in **Christian Duffie**, a player who has started 22-consecutive games for the Wildcats, the most on the team.

• However, K-State is replacing the interior of the offensive line. Senior **Hayden Gillum** started at center, while sophomore **Hadley Panzer** is listed as the starter at right guard.

VAUGHN RETURNS AFTER ALL-AMERICAN SEASON

• One of the top returning players in all of college football by multiple media outlets, running back **Deuce Vaughn** is looking to improve upon his 2021 campaign in which he became the 11th Consensus All-American in school history.

• A product of Round Rock, Texas, Vaughn is one of just six Consensus All-Americans returning from last season, joining Alabama quarterback Bryce Young, USC wide receiver Jordan Addison, Alabama linebacker Will Anderson Jr., Michigan kicker Jake Moody and USF returner Brian Battie.

• Vaughn, who earned First Team All-America honors by the Associated Press and *Sporting News*, currently ranks first nationally among all active non-kickers in career points scored per game (8.0), second among active players in career all-purpose yards per game (134.21), fourth in rushing yards per carry (5.8) and sixth in total touchdowns (32).

• A threat virtually every time he touches the ball, Vaughn has gone for at least 10 yards on 99 of his 476 career scrimmage touches as he is gaining at least 10 yards 20.8% of the time he either takes a hand off or receives a pass.

ALL-PURPOSE BACK

• The high career marks by **Deuce Vaughn** are not only due to his prowess as a runner, but he has been one of the best running backs in the nation in terms of catching the ball out of the backfield.

• Over the first 25 games of his career, Vaughn has 2,317 rushing yards and 908 receiving yards. With 92 more receiving yards, he will be just the 59th FBS player overall since 1996 to reach the 2,000/1,000 mark and just the 10th from the Big 12.



- However, Vaughn could be one of the fastest players to hit the marks in terms of games played.
- Additionally, he would be just the second Big 12 player to hit those marks prior to the end of his junior year, joining former Texas Tech running back Taurean Henderson.

FASTEST TO 2,000 RUSH, 1,000 REC*

Rk.	Player	School	Game
1.	Mewelde Moore	Tulane	21
2.	Brian Leonard	Rutgers	27
	Ontario Sneed	Central Michigan	27
4.	Christian McCaffrey	Stanford	29
	Jeremy McNichols	Bosie State	29
	Luke Staley	BYU	29
7.	Reggie Bush	USC	31
	Rafael Little	Kentucky	31
	Charles Sims	Houston/West Virginia	31
10.	Saquon Barkley	Penn State	32
	Clark Green	Kansas	32
	Quentin Griffin	Oklahoma	32
	Elijah McGuire	Louisiana	32

DEUCE VAUGHN: (2,317 rushing / 908 receiving in 25 games)

* Nationally since 1996

VAUGHN ON A HOT STREAK

- **Deuce Vaughn** enters this weekend with an eight-game streak of 100-yard rushing games dating back to last season, which is the second-longest streak in school history. Darren Sproles held a 10-game streak that spanned the last part of the 2002 season and the first part of 2003.
- Additionally, Vaughn has a rushing touchdown in each of the last nine games, which ranks as the fifth-longest streak in school history. It is the longest streak by a Wildcat since current offensive coordinator, then-quarterback **Collin Klein** had one in the final 12 games of his career.

CONSECUTIVE GAMES WITH A RUSHING TD

Rk.	Player	Dates	Streak
1.	Collin Klein	Sept. 8, 2012 - Jan. 3, 2013	12
	Collin Klein	Sept. 17, 2011 - Jan. 6, 2012	12
3.	Darren Sproles	Oct. 26, 2002 - Sept. 20, 2003	11
4.	Mack Herron	Sept. 20, 1969 - Nov. 22, 1969	10
5	Deuce Vaughn	Oct. 23, 2021 - Sept. 10, 2022	9

DEFENSIVE NOTES A BIG TURNAROUND

- The K-State defense switched from a four-man front to a three-man front in 2021, and the change paid off in spades as the Wildcats trimmed 11.2 points and 100.0 yards per game allowed off their averages from the year prior.
- Those categories were just some of the major improvements from years past.

DEFENSIVE IMPROVEMENT

Category	2021 Mark	Best Since (#)
Scoring Defense	21.0	2003 (16.3)
Total Defense	344.7	2009 (339.9)
Rushing Defense	129.5	2017 (117.7)
Tackles for Loss per Game	6.9	2006 (7.0)
Total Turnovers Gained	18	2018 (19)

SO FAR IN 2022

- The Cats have kept up that trend in 2022, giving up only 12 total points in two games while forcing five interceptions.
- K-State ranks fifth in the nation and tops in the Big 12 in scoring defense over the first two games of the season. The Wildcats have also allowed just 246.0 yards per game, ranking 15th in the nation and second in the league.
- The Cats recorded four interceptions on four straight possessions against Missouri, the first time they accomplished that feat since the 2010 Texas game when Tysyn Hartman and Ty Zimmerman each picked off two passes on four-consecutive drives.

FEWER EXPLOSIVES

- One area of emphasis for the Wildcat defense in 2021 was to limit opponents' explosive plays, and the Wildcats made headway in that area by allowing 3.5 plays per game of 20 or more yards.
- It was the lowest per game mark allowed by K-State since the 2014 squad surrendered 3.3 plays per game of 20 or more yards (43 plays in 13 games).
- K-State's 48 total plays allowed of 20 or more yards last year tied for the 18th fewest in the nation last season and ranked second in the Big 12.
- The Wildcats have allowed just three plays of 20 or more yards this year (2 by South Dakota, 1 by Missouri), as they are tied for fifth in the nation.

FEW FIRST DOWNS

- The Wildcats also ranked highly in the nation last season in fewest first downs allowed, surrendering 17.9 per game to rank 20th in the nation.
- K-State allowed 20 or fewer first downs in 10 of its 13 games in 2021, including five contests with 15 or fewer.
- It was the second time under head coach **Chris Klieman** that K-State ranked in the top 20 in that category having placed 17th at 17.2 first downs allowed per game in 2019.
- Since the NCAA made first downs an official statistic in 2008, the Wildcats have only been under 20 first downs allowed per game on four occasions.
- K-State has allowed 27 first downs this year to rank 15th in the nation.

PLAYING BEHIND THE LINE

- K-State tallied 90 tackles for loss last year to rank 10th in school history and 26th in the nation. It was the second most by a K-State team since 2004 (2006 squad had 91) and was the Wildcats' best national ranking since placing 18th in 2006.
- K-State has recorded 10.0 TFLs against both South Dakota and Missouri to start the 2022 season.
- It is the first time the Cats had 10 or more TFLs in consecutive games since carding 10 apiece against Miami and North Texas in 2012.

FINDING A NEW HOME

- K-State brought in eight transfers from either Division I or community college on the defensive side of the ball, including six that could see significant time early in the season.
- Transfers that are listed on the initial depth chart include safeties **Drake Cheatum** (Prairie View A&M), **Josh Hayes** (Virginia/North Dakota State) and **Kobe Savage** (Tyler JC), linebackers **Gavin Forsha** (Tyler JC) and **Shawn Robinson** (Missouri/TCU), and cornerback **Jordan Wright** (Fullerton College).

KING FELIX

- After making a name for himself in 2021, junior defensive end **Felix Anudike-Uzomah** is looking to improve off an All-American campaign in which he was also named the Big 12 Defensive Lineman of the Year.
- A Preseason All-American by multiple outlets in addition to being named to the Nagurski Trophy, Bednarik Award and Lombardi Award watch lists, Anudike-Uzomah finished the 2021 season tied for the national lead in forced fumble per game (0.46), while he ranked 11th nationally and second among sophomores in sacks per game (0.85).
- Anudike-Uzomah has seven forced fumbles in his career, just two shy of tying the school record.

WILDCATS IN THE NFL

With the NFL season kicking off this week, 14 former Kansas State players are on NFL rosters as teams cut to 53 players on their active rosters and started adding players to their practice squads last week. Of the 13 players, eight are on defense and six are on offense. The longest-tenured former Wildcats are **Tyler Lockett** and **Cornelius Lucas** as both are entering their eighth season.



Players from last year's team that are now on NFL rosters include defensive lineman **Timmy Horne** (Atlanta), quarterback **Skylar Thompson** (Miami) and safety **Russ Yeast** (Los Angeles Rams).

Name	Team	Pos.	Exp.
Timmy Horne	Atlanta	DL	R
Elijah Lee*	Kansas City	LB	6
Tyler Lockett	Seattle	WR	8
Cornelius Lucas	Washington	T	8
AJ Parker*	Detroit	CB	2
Byron Pringle	Chicago	WR	5
D.J. Reed	New York Jets	CB	5
Dalton Risner	Denver	G	4
Duke Shelley*	Minnesota	CB	4
Kiondre Thomas*	Green Bay	CB	1
Skylar Thompson	Miami	QB	R
Cody Whitehair	Chicago	OL	7
Jordan Willis	San Francisco	DL	6
Russ Yeast	Los Angeles Rams	S	R

* – Practice Squad

NFL CATS - WEEK 2

THURSDAY, SEPTEMBER 15

Los Angeles Chargers
at Kansas City – **Elijah Lee**
7:15 p.m. (Prime Video)

SUNDAY, SEPTEMBER 18

Miami – **Skylar Thompson**
at Baltimore
12 p.m. (CBS)
New York Jets – **D.J. Reed**
at Cleveland
12 p.m. (CBS)
Washington – **Cornelius Lucas**
at Detroit – **AJ Parker**
12 p.m. (FOX)

Atlanta – **Timmy Horne**
at Los Angeles Rams – **Russ Yeast**
3:05 p.m. (FOX)
Seattle – **Tyler Lockett**
at San Francisco – **Jordan Willis**
3:05 p.m. (FOX)
Houston
at Denver – **Dalton Risner**
3:25 p.m. (CBS)
Chicago – **Byron Pringle**, **Cody Whitehair**
at Green Bay – **Kiondre Thomas**
7:20 p.m. (NBC)

MONDAY, SEPTEMBER 19

Minnesota – **Duke Shelley**
at Philadelphia
7:30 p.m. (ABC)



ON THIS DATE...

SEPT 17

Record 5-5
Streak Won 2
Last Time... W, 63-7 vs. Florida Atlantic
 2016 • Manhattan, Kan.

ALL-TIME GAMES ON SEPTEMBER 10

Year	h/a	Opponent	Score	W/L
1955	h	Wyoming	7-12	L
1960	h	South Dakota State	20-6	W
1966	a	Army	6-21	L
1977	h	Florida State	10-18	L
1983	h	TCU	20-3	W
1988	a	Tulane	16-20	L
1994	h	Rice	27-18	W
2008	a	Louisville	29-38	L
2011	h	Kent State	37-0	W
2016	h	Florida Atlantic	63-7	W



K-State 37, Kent State 0
September 17, 2011
Bill Snyder Family Stadium

David Garrett returned an interception 45 yards for a first-quarter touchdown, Collin Klein dazzled with his legs and the Wildcats beat penalty-prone Kent State 37-0 for their first shutout in more than five years.

The Wildcats scored on five of six first-half drives to build a 34-0 lead, and then coasted through an uneventful second half.

Klein finished with 139 yards rushing and 74 yards passing. He had a hand in all three touchdowns scored by the offense, two on the ground and one through the air.

Garrett's interception set the tone for the game. The senior cornerback waited until Keith finally unloaded a looping pass toward Eric Adeyemi near the sideline. Garrett, a beloved teammate who tragically passed away following his playing days in 2014, deftly stepped in its path and corralled the ball near his shoestrings, and took off untouched 45 yards down the sideline to give Kansas State a 7-0 lead and set the tone for the day.

- A product of Kansas City, Missouri, Anudike-Uzomah is tied for the national lead among active player in career forced fumbles per game (0.35), while he is sixth in sacks per game (0.68).
- After carding 1.5 sacks so far this season, Anudike-Uzomah is now 5.0 sacks shy of entering K-State's career top-10 list.

CAREER FORCED FUMBLES PER GAME (ACTIVE PLAYERS)

Rk.	Player	School	Sks/Gm
1.	Felix Anudike-Uzomah	K-State	0.35
2.	Mitchell Agude	Miami	0.33
3.	David Perales	Fresno State	0.26

GREEN MEANS GO

- Linebacker **Daniel Green** is back for his senior season after leading the team in both tackles (89) and tackles for loss (16.0) last year en route to All-Big 12 honors.
- He ranked 18th nationally and fourth in the Big 12 with 5.3 solo tackles per game last season. He also finished eighth in the Big 12 with 6.85 tackles per game, the highest ranking by a Wildcat since 2017.
- During the 2021 season, Green totaled at least nine tackles five times, including a season high 11 against Baylor.
- Green now has 169 career tackles, which is 81 shy of becoming the 27th player in school history with 250 career stops. He would be the first one to accomplish that feat since 2014.
- Of his 169 career tackles, 121 are solo stops as he is 48 shy of entering the school's top-10 list.

OLD FACE, NEW PLACE

- Safety **Josh Hayes** is in his sixth year of college football and third school after transferring in the spring from Virginia.
- However, Hayes, a product of Lakeland, Florida, is reuniting with head coach **Chris Klieman** and defensive coordinator/safeties coach **Joe Klanderman** in Manhattan after the trio were together at North Dakota State. Hayes played as a true freshman and sophomore in 2017 and 2018 under Klieman before he became the K-State head coach for the 2019 season.
- Hayes saw time in all 15 games in 2017, including his first-career start in NDSU's national championship win over James Madison.
- He went on to play 37 more games with 24 more starts for the Bison before transferring to Virginia for the 2021 season, playing in three games before utilizing his redshirt and transferring to K-State.

SPECIAL TEAMS NOTES SCORING IN THE THIRD PHASE

- One of the main reasons the Wildcats have been a successful program the last three decades is a knack for momentum-swinging plays in the return game.
- Since 2005 (17-plus seasons), the Wildcats have a combined 60 kickoff- and punt-return touchdowns, 23 more than second-place Alabama (37) and 28 more than the next closest Big 12 team (Oklahoma State – 32).
- Of the 60 total returns, a nation-leading 31 are on kickoff returns. The next closest team is San Diego State with 19.
- With the Wildcats' two punt-return touchdowns to begin the 2022 season, K-State has now tallied a punt-return score in every season since 2014, as the 10-year stretch is the longest in school history.

KICK/PUNT RETURN TDs SINCE 2005

Rk.	School	PR/KOR TDs
1.	K-State	60
2.	Alabama	37
3.	San Diego State	33
4.	Oklahoma State	32
TS.	Oregon/TCU	31

BACK TO BACK

- **Desmond Purnell** returned a blocked punt for a touchdown against South Dakota, while **Phillip Brooks** returned one 76 yards for a score against Missouri.
- It was the first time the Wildcats had punt-return scores in consecutive games since 2008 against Texas Tech and Texas A&M, while it was the first time they had one in each of the first two games of a season since 1998 against Indiana State and Northern Illinois.

BROOKS BACK IN THE END ZONE

- **Phillip Brooks** recorded his fourth-career punt-return touchdown against Missouri, a 76-yarder en route to Big 12 Special Teams Player of the Week honors.
- He now leads the nation among active players in career punt-return score and punt-return average (17.7), while he is eighth in total punt-return yards (549).
- His four punt-return touchdowns rank second in school history and is tied for fourth in Big 12 history.

KNOWLES WITH A KNACK

- **Malik Knowles** is the latest Wildcat with a knack for kickoff returns as he was a 2021 Second Team All-American by Phil Steele and a 2022 Preseason All-American by multiple outlets.
- Knowles was the 2021 First Team All-Big 12 kick returner, marking the 15th time in the 26-year history of the Big 12 that K-State had a First Team All-Big 12 returner. The next closest team is former Big 12 member Colorado with four.
- Knowles is tied for fourth in school history in both career and single-season kickoff return touchdowns, thanks to scores last year in back-to-back weeks at Oklahoma State and against Oklahoma.
- Knowles, who also had a 100-yard return in 2019 at Mississippi State, is tied for second nationally among active players with three career kickoff-return scores.
- Knowles currently ranks fourth in school history in career kickoff-return average and touchdowns, while he is tied for second nationally among active players in touchdowns and ranks third in average.

ZENTNER ENTERS TOP 10

- Another All-Big 12 performer returns as punter, as **Ty Zentner** is taking advantage of a second senior season in 2022.
- Zentner qualified for the school's career top-10 list for punting average last week with his 75th career punt. The Topeka, Kansas, native now ranks third in school history with a 43.03-yard punting average in his career.
- Zentner was also the Wildcats' primary kickoff man last year, totaling 36 touchdowns on his 67 kickoffs (53.7%), the most by a Wildcat since at least 2004.



SCHEDULE NOTES

SCHEDULE IS STREAKY

- K-State's 2022 schedule features four home games in the first five weeks of the season when the Wildcats host South Dakota (9/3), Missouri (9/10), Tulane (9/17) and Texas Tech (10/1).
- Following that stretch, the Wildcats will not return home for nearly a month as they have two road games sandwiched around a bye.
- A quick two-game homestand is followed by two-straight road games, while the Wildcats host Kansas in the regular-season finale.

ON THE ROAD AGAIN

- K-State will once again be on the road to begin Big 12 play as the Wildcats being their conference slate Sept. 24 at Oklahoma.
- It is the 22nd time in the 27-year history of the Big 12 that K-State will begin conference play away from home.
- Interestingly, it is the fourth-straight season K-State will start Big 12 action in the Sooner State. In 2019 and 2021, K-State was at OSU, while in 2020 and 2022 the Cats are at OU.

FAMILIAR FOE

- K-State welcomed in a familiar opponent on Sept. 10 when Missouri came to Manhattan. The Wildcats and Tigers were conference members for nearly 100 years beginning when K-State joined the Missouri Valley Conference in 1913.
- The Wildcats and Tigers played 94 times over a 96-year period from 1914 to 2011 before MU moved to the SEC.
- K-State and Missouri went from the Missouri Valley Conference to the Big 6 Conference in 1928. The Big 6 turned into the Big 7 in 1948 and the Big 8 in 1960 before the Big 12 was established in 1996.

COACHING STAFF NOTES

BY THE NUMBERS

- 1,176 – Combined Division I coaching wins
- 220 – Combined years of coaching experience
- 179 – Combined Division I all-conference players coached
- 114 – Combined postseason appearances
- 78 – Combined bowl game appearances
- 37 – Combined conference championships
- 36 – Combined years of coordinator experience

OLD EMPLOYER

- Five Wildcat coaches – **Chris Klieman**, **Van Malone**, **Brian Lepak**, **Steve Stanard** and **Buddy Wyatt** – have faced or will be facing their former employers this season.
- Of the five, Stanard will see two in non-conference action as he was the defensive coordinator at South Dakota in 1996 and Tulane from 2009 to 2011.
- The other four face their previous employers every season in Big 12 play. Klieman was a GA at Kansas (1997), Malone coached at Oklahoma State (2012-14), Lepak played at Oklahoma (2006-07) in addition to serving as a GA (2017-19), and Wyatt played at TCU (1986-89) before being a GA (1991), coaching at Oklahoma State (1996) and Kansas (2010-14).

PRIOR RELATIONSHIPS

- Several K-State coaches had prior working relationships before to their time in Manhattan. A core of the group was at North Dakota State under head coach **Chris Klieman**, as he worked with offensive line coach **Conor Riley** from 2013 to 2018 and defensive coordinator **Joe Klanderma** from 2014 to 2018.

- Additionally, then-defensive coordinator Klieman and line-backers coach **Steve Stanard** and were on the NDSU staff in 2012 and 2013.
- Other connections include: assistant head coach/cornerbacks **Van Malone** and defensive ends coach **Buddy Wyatt** working together at Texas A&M in 2008 and 2009 as well as SMU from 2015 to 2017. Klieman and running backs coach **Brian Anderson** were at Western Illinois together from 1994 to 1996.

ROSTER NOTES



OWNING THE STATE

- A total of 21 states are represented on the K-State roster, and none more so than the state of Kansas as 55 players hail from the Sunflower State. It is the fifth-straight year the Wildcats have had at least 50 Kansans on their roster.
- The next three highest totals come from Texas (18), Georgia (9) and Missouri (7). K-State has signed at least one player from Georgia every year since 2014, and it has totaled 22 Peach State signees over that period.

BROTHERLY LOVE

- The Wildcats have three sets of brothers on this year's team in **Drake** and **Dylan Bequeaith**, **Jax** and **Jet Dineen**, **Eli** and **Jake Huggins**, as well as **Seth** and **Shane Porter**.
- The Dineens hail from Lawrence and are crossing over into enemy lines as their two older brothers played linebacker at KU.
- The Porters are second generation Wildcats as their father, Mark, was a kicker for the Wildcats from 1985 to 1988.

ACADEMIC NOTES

THESE CATS ARE SMART

- Not only has Kansas State put in hard work on the field, but also in the classroom as the Wildcats have been one of the Big 12s best over the better part of a decade.
- Since 2014, K-State has accumulated a Big 12-leading 234 Academic All-Big 12 selections, which is 29 more than the next closest program (Oklahoma State).
- The Wildcats have produced at least 24 Academic All-Big 12 performers every year since 2014, including a school record 34 selections in 2021. That included 27 players that earned first-team honors, the second-straight season the Wildcats posted 27 on the first team.

ON A NATIONAL STAGE

- Kansas State has had four players named Campbell Trophy finalists since 2011, two of which are current NFL players.
- The first in the span was defensive back Tysyn Hartman in 2011, while Tyler Lockett – currently of the Seattle Seahawks – was a finalist in 2014. The Wildcats then had offensive linemen in back-to-back years named finalists in current Denver Broncos Dalton Risner in 2018 and Adam Holtorf in 2019.
- The Campbell Trophy, generally referred to as the "Academic Heisman," is awarded to the nation's top football scholar-athlete by the National Football Foundation.

2022 HONOR ROLL

FELIX ANUDIKE-UZOMAH • JUNIOR • DEFENSIVE END

- Bronko Nagurski Trophy watch list
- Chuck Bednarik Award watch list
- Lombardi Award watch list
- Second Team Preseason All-American (Athlon, 247Sports)
- Third Team Preseason All-American (Phil Steele, PFF)
- Preseason All-Big 12 (media)

COOPER BEEBE • JUNIOR • OFFENSIVE LINE

- Outland Trophy watch list
- Lombardi Award watch list
- Second Team Preseason All-American (PFF)
- Fourth Team Preseason All-American (Athlon)
- Preseason All-Big 12 (media)

JULIUS BRENTS • SENIOR • CORNERBACK

- Jim Thorpe Award watch list
- Senior Bowl watch list
- Preseason All-Big 12 (media)

PHILLIP BROOKS • SENIOR • WIDE RECEIVER/RETURNER

- Big 12 Special Teams Player of the Week (Missouri)

DANIEL GREEN • SENIOR • LINEBACKER

- Senior Bowl watch list
- Preseason All-Big 12 (media)

WILL HOWARD • JUNIOR • QUARTERBACK

- AFCA Good Works Team Nominee
- Wuerffel Trophy watch list

MALIK KNOWLES • SENIOR • WIDE RECEIVER/KR

- Second Team Preseason All-American [KR] (Athlon, 247Sports)
- Third Team Preseason All-American [KR] (Phil Steele)
- Paul Hornung Award watch list
- Senior Bowl watch list
- Preseason All-Big 12 (media)

ADRIAN MARTINEZ • SENIOR • QUARTERBACK

- Johnny Unitas Golden Arm Award watch list
- Senior Bowl watch list

RANDEN PLATTNER • SENIOR • LONG SNAPPER

- Patrick Mannelly Award watch list

DEUCE VAUGHN • JUNIOR • RUNNING BACK

- First Team Preseason All-American (Associated Press, Athlon, ESPN, Phil Steele, Pro Football Focus, Sports Illustrated, 247Sports)
- Maxwell Award watch list
- Walter Camp Player of the Year Award watch list
- Doak Walker Award watch list
- Earl Campbell Tyler Rose Award watch list
- Preseason All-Big 12 (media)

TY ZENTNER • SENIOR • PUNTER/KICKER

- Ray Guy Award watch list



OPPONENT BREAKDOWN



WILLIE FIRTZ

Overall Record: 226-117-1
Overall Season: 30th
Record at TUL: 33-43
Season at TUL: 7th

TULANE STATISTICAL LEADERS

RUSHING						
	Att	Net	Avg	TD	Lg	YPG
Iverson Celestine	17	89	5.2	0	14	44.5
Tyjae Spears	17	65	3.8	3	12	32.5
PASSING						
	Cmp	Att	Int	Pct	Yds	TD
Michael Pratt	29	41	0	70.7	482	5
RECEIVING						
	No	Yds	Avg	TD	Long	YPG
Lawrence Keys III	6	51	8.5	1	18	25.5
Shae Wyatt	6	150	25.0	1	72	75.0
Jha'Quan Jackson	5	95	19.0	1	34	47.5
DEFENSE						
	Solo	Ast	Total	TFL-Yds	Sacks-Yds	INT-Yds
Larry Brooks	9	4	13	0-0	0-0	0-0
Dorian Williams	10	2	12	0-0	0-0	1-13

2022 SCHEDULE

Date	Opponent	Time [CT] (TV)/Result
Sept. 3	UMass	W, 42-10
Sept. 10	Alcorn State	W, 52-0
Sept. 17	at K-State	2 p.m. (Big 12 Now)
Sept. 24	Southern Miss	6 p.m. (ESPN+)
Sept. 30	at Houston*	6 p.m. (ESPN)
Oct. 8	East Carolina*	TBA
Oct. 15	at South Florida*	TBA
Oct. 22	Memphis*	TBA
Nov. 5	at Tulsa*	TBA
Nov. 12	UCF*	TBA
Nov. 17	SMU*	6:30 p.m. (ESPN)
Nov. 26	at Cincinnati*	TBA

* American Athletic Conference Game

INSIDE THE SERIES

2ND MEETING

TULANE LEADS, 1-0

Record at Home.....	0-0
Record at Tulane.....	0-1
Games Decided by 3 Points or Less.....	0-0
Games Decided by 7 Points or Less.....	0-1
Longest Winning Streak.....	None
Longest Losing Streak.....	1
Current Streak.....	Lost 1
Last 10 Games.....	0-1
Most K-State Points Scored.....	16 (1988)
Most Tulane Points Scored.....	20 (1988)
Biggest Win.....	None
Biggest Loss.....	20-16 (1988)

SERIES HISTORY

9/17/1988.....	L	16-20	A
----------------	---	-------	---

100-YARD RUSHING GAMES

112	Lee Pickett	9/17/88
-----	-------------	---------

SERIES NOTES

- Saturday marks just the second meeting between K-State and Tulane.
- Tulane won the initial meeting, 20-16, in New Orleans back in 1988 – the season before Bill Snyder was hired at K-State.
- Kansas State holds a 14-18-1 record against current members of the American Athletic Conference.
- The last time the Wildcats played an AAC team was Navy in the 2019 Liberty Bowl. Their last home game against the conference came in 2010 when they defeated UCF, 17-13.

NCAA TEAM RANKINGS



CATEGORY	KS	TU
Rushing Offense	6	57
Passing Offense	128	33
Total Offense	92	48
Scoring Offense	48	13
Rushing Defense	50	70
Passing Defense	3	1
Total Defense	15	2
Scoring Defense	5	2
3rd Down Offense	89	38
3rd Down Defense	50	47
Red Zone Offense	99	85
Red Zone Defense	4	98
Net Punting	3	35
Punt Returns	1	20
Kickoff Returns	123	103
Turnover Margin	16	39
Time of Possession	35	49
Penalty Yards	43	21

FBS rankings out of 130



1988 RECAP

K-STATE	3	3	0	10	-	16
TULANE	0	3	10	7	-	20

Sept. 17 | Louisiana Superdome | New Orleans, La. | 7 p.m. | Att: 24,490



MARK PORTER

TEAM STATISTICS

	K-STATE	TU
FIRST DOWNS	19	23
Rushing	6	13
Passing	13	8
Penalty	0	2
NET YARDS RUSHING	135	206
Rushing Attempts	38	49
Average Per Rush	3.6	4.2
Rushing Touchdowns	0	0
Yards Gained Rushing	204	242
Yards Lost Rushing	69	36
NET YARDS PASSING	223	180
Completions-Attempts-Int	18-37-1	12-33-1
Average Per Attempt	6.0	5.5
Average Per Completion	12.4	15.0
Passing Touchdowns	1	2
TOTAL OFFENSE YARDS	358	386
Total offense plays	75	82
Average Gain Per Play	4.8	4.7
Fumbles: Number-Lost	5-3	2-0
Penalties: Number-Yards	9-55	5-68
PUNTS-YARDS	8-253	7-234
Average Yards Per Punt	31.6	33.4
Punt returns: Number-Yards-TD	2-10-0	6-18-0
Average Per Return	5.0	3.0
Kickoff returns: Number-Yds-TD	5-63-0	5-74-0
Average Per Return	12.6	14.8
Interceptions: Number-Yds-TD	1-6-0	1-15-0
Possession Time	29:28	30:32
Third-Down Conversions	2 of 13	5 of 18
Sacks By: Number-Yards	3-23	9-64
PAT Kicks	1-1	2-2
Field Goals	3-3	2-4

TULANE ROARS BACK FOR VICTORY

NEW ORLEANS, La. — For the first time in school history, K-State played a football game indoors as the Wildcats collided with the Tulane Green Wave in the huge Louisiana Superdome.

Unfortunately, the game probably ranks near the top in terms of most disappointing as Tulane pulled out a 20-16 win in the waning seconds on the game.

With 1:47 left in the game, K-State went up by a 16-13 count when Carl Straw connected with Greg Washington on a 16-yard touchdown strike.

But Tulane roared back, aided by a couple Wildcat penalties. Finally, with 14 seconds remaining, the Green Wave punched it in for the victory.

The game was a showcase for standout K-State place kicker Mark Porter. The senior from Salina was good on field goals from 32, 39 and 44 yards, and hoisted his team to a 6-3 halftime margin.

The contest also marked another standout performance for linebacker Maurice Henry, who completed 15 tackles, 12 of which were unassisted.

Turnovers were again costly as the Cats coughed up one fumble and threw one interception. Tulane also menaced Straw by sacking him nine times.

SCORING SUMMARY

Team	Qtr/Time	Scoring Play	Conversion	Plays-Yds-TOP	Score
KS	1st/1:16	Porter 44 yd field goal		16-53-5:22	0-3
TU	2nd/10:56	Wiggins 44 yd field goal		4--1-1:37	3-3
KS	2nd/0:02	Porter 39 yd field goal		8-35-1:14	3-6
TU	3rd/3:31	Pierce 38 yd pass from Jones	Wiggins kick	1-38-0:06	10-6
TU	3rd/0:47	Wiggins 32 yd field goal		7-30-1:06	13-6
KS	4th/11:48	Porter 33 yd field goal		6-50-1:53	13-9
KS	4th/1:47	Washington 16 yd pass from Straw	Porter kick	4-68-1:27	13-16
TU	4th/0:14	Pierce 1 yd pass from Jones	Wiggins kick	8-77-1:33	20-16

STATISTICAL LEADERS

► Kansas State

Rushing	Att	Yds	TD	Lg	Avg
Pickett	16	112	0	44	7.0
Straw	12	-48	0	6	-4.0
Jones	8	28	0	15	4.0
Washington	1	5	0	5	5.0
Dulan	1	38	0	38	38.0

Passing	C-A-I	Yds	TD	Lg	Sack
Straw	18-37-1	223	1	38	9

Receiving	Rec	Yds	TD	Lg
Friederich	5	46	0	14
Hernandez	2	20	0	10
Pickett	1	13	0	13
Dillon	2	8	0	5
Tolbert	1	10	0	10
Washington	3	51	1	20
Austin	1	10	0	10
Bowman	2	49	0	38

► Tulane

Rushing	Att	Yds	TD	Lg	Avg
Jones	14	35	0	19	2.5
Hunter	9	55	0	15	6.1
Adams	17	80	0	16	4.7
Pierce	9	36	0	15	4.0

Passing	C-A-I	Yds	TD	Lg	Sack
Jones	12-33-1	180	2	38	3

Receiving	Rec	Yds	TD	Lg
Guzman	1	4	0	4
Pierce	7	134	2	38
Adams	1	5	0	5
Ferdinand	1	13	0	13
Ursin	1	15	0	15
Nelson	1	9	0	9



BIG 12 STANDINGS

	Overall	Big 12
Kansas.....	2-0	1-0
Kansas State	2-0	0-0
Iowa State.....	2-0	0-0
Oklahoma	2-0	0-0
Oklahoma State	2-0	0-0
TCU	2-0	0-0
Baylor.....	1-1	0-0
Texas.....	1-1	0-0
Texas Tech.....	2-0	0-0
West Virginia	0-2	0-1

THIS WEEK IN THE BIG 12

SATURDAY, SEPTEMBER 17

Oklahoma at Nebraska, 11 a.m. (FOX)
 Texas State at Baylor, 11 a.m. (FS1)
 Towson at West Virginia, 12 p.m. (Big 12 Now on ESPN+)
 Ohio at Iowa State, 1 p.m. (Big 12 Now on ESPN+)
Tulane at K-State, 2 p.m. (Big 12 Now on ESPN+)
 Kansas at Houston, 3 p.m. (ESPNU)
 Ark.-Pine Bluff at Oklahoma St., 6 p.m. (Big 12 Now on ESPN+)
 Texas Tech at NC State, 6 p.m. (ESPN2)
 UTSA at Texas, 7 p.m. (LHN)

LAST WEEK IN THE BIG 12

SATURDAY, SEPTEMBER 10

K-State 40, Missouri 12
 Alabama 20, Texas 19
 Iowa State 10, Iowa 7
 Texas Tech 33, Houston 30 (2OT)
 Kansas 55, West Virginia 42 (OT)
 Oklahoma 33, Kent State 3
 Oklahoma State 34, Arizona State 17
 TCU 59, Tarleton State 17
 BYU 26, Baylor 20 (2OT)

NEXT WEEK IN THE BIG 12

THURSDAY, SEPTEMBER 22

West Virginia at Virginia Tech, 6:30 p.m. (ESPN)

SATURDAY, SEPTEMBER 24

Baylor at Iowa State, 11 a.m. (ESPN2 or ESPNU)
 Duke at Kansas, 11 a.m. (FS1)
 TCU at SMU, 11 a.m. (ESPN2 or ESPNU)
 Texas at Texas Tech, 2:30 p.m. (ABC or ESPN)
K-State at Oklahoma, 7 p.m. (FOX)



SOUTH DAKOTA

0-2, 0-0 MVFC

Date	Opponent	Time (TV)/Result
Sept. 3	at K-State	L, 0-34
Sept. 10	at Montana	L, 7-24
Sept. 17	Cal Poly	1 p.m. (ESPN+)
Sept. 24	North Dakota State*	1 p.m. (ESPN+)
Oct. 8	at South Dakota State*	2 p.m. (ESPN+)
Oct. 15	at Illinois State*	2 p.m. (ESPN+)
Oct. 22	Southern Illinois	2 p.m. (ESPN+)
Oct. 29	at Youngstown State*	1 p.m. (KELOXTRA)
Nov. 5	Missouri State*	1 p.m. (ESPN+)
Nov. 12	at North Dakota*	12 p.m. (ESPN+)
Nov. 19	Northern Iowa*	1 p.m. (ESPN+)

* Missouri Valley Football Conference Game



MISSOURI

1-1, 0-0 SEC

Date	Opponent	Time (TV)/Result
(TH) Sept. 1	Louisiana Tech	W, 52-24
Sept. 10	at K-State	L, 12-40
Sept. 17	Abilene Christian	11 a.m. (SECN+)
Sept. 24	at Auburn*	11 a.m. (ESPN)
Oct. 1	Georgia*	TBA
Oct. 8	at Florida*	TBA
Oct. 22	Vanderbilt*	TBA
Oct. 29	at South Carolina*	TBA
Nov. 5	Kentucky*	TBA
Nov. 12	at Tennessee*	TBA
Nov. 19	New Mexico State	TBA
(F) Nov. 25	Arkansas	2:30 p.m. (CBS)

* Southeastern Conference Game



TULANE

2-0, 0-0 AAC

Date	Opponent	Time (TV)/Result
Sept. 3	UMass	W, 42-10
Sept. 10	Alcorn State	W, 52-0
Sept. 17	at K-State	2 p.m. (Big 12 Now)
Sept. 24	Southern Miss	6 p.m. (ESPN+)
(F) Sept. 30	at Houston*	6 p.m. (ESPN)
Oct. 8	East Carolina*	TBA
Nov. 15	at South Florida*	TBA
Nov. 22	Memphis*	TBA
Nov. 5	at Tulsa*	TBA
Nov. 12	UCF*	TBA
(TH) Nov. 17	SMU*	TBA (ESPN)
Nov. 26	at Cincinnati	TBA

* American Athletic Conference Game



OKLAHOMA

2-0, 0-0 Big 12

Date	Opponent	Time (TV)/Result
Sept. 3	UTEP	W, 45-13
Sept. 10	Kent State	W, 33-3
Sept. 17	at Nebraska	11 a.m. (FOX)
Sept. 24	K-State*	7 p.m. (FOX)
Oct. 1	at TCU*	TBA
Oct. 8	vs. Texas* (Dallas, Texas)	TBA (ABC)
Oct. 15	Kansas*	TBA
Oct. 29	at Iowa State*	TBA (FOX or FS1)
Nov. 5	Baylor*	TBA
Nov. 12	at West Virginia*	TBA
Nov. 19	Oklahoma State*	TBA
Nov. 26	at Texas Tech*	TBA

* Big 12 Conference Game



TEXAS TECH

2-0, 0-0 Big 12

Date	Opponent	Time (TV)/Result
Sept. 3	Murray State	W, 63-10
Sept. 10	Houston	W, 33-30 (2OT)
Sept. 17	at NC State	6 p.m. (ESPN2)
Sept. 24	Texas*	2:30 p.m. (ABC or ESPN)
Oct. 1	at K-State*	TBA
Oct. 8	at Oklahoma State*	TBA
Oct. 22	West Virginia*	TBA
Oct. 29	Baylor*	TBA
Nov. 5	at TCU*	TBA
Nov. 12	Kansas*	TBA
Nov. 19	at Iowa State	TBA
Nov. 26	Oklahoma*	TBA

* Big 12 Conference Game



IOWA STATE

2-0, 0-0 Big 12

Date	Opponent	Time (TV)/Result
Sept. 3	SE Missouri State	W, 42-10
Sept. 10	at Iowa	W, 10-7
Sept. 17	Ohio	1 p.m. (Big 12 Now)
Sept. 24	Baylor*	11 a.m. (ESPN2 or ESPNU)
Oct. 1	at Kansas*	TBA
Oct. 8	K-State*	TBA
Oct. 15	at Texas*	TBA
Oct. 29	Oklahoma*	TBA (FOX or FS1)
Nov. 5	West Virginia*	TBA
Nov. 12	at Oklahoma State*	TBA
Nov. 19	Texas Tech*	TBA
Nov. 26	at TCU*	TBA

* Big 12 Conference Game



TCU

2-0, 0-0 Big 12

Date	Opponent	Time (TV)/Result
(F) Sept. 3	at Colorado	W, 38-13
Sept. 10	Tarleton State	W, 59-17
Sept. 24	at SMU	11 a.m. (ESPN2 or ESPNU)
Oct. 1	Oklahoma*	TBA
Oct. 8	at Kansas*	TBA
Oct. 15	Oklahoma State*	TBA
Oct. 22	K-State*	TBA
Oct. 29	at West Virginia*	TBA
Nov. 5	Texas Tech*	TBA
Nov. 12	at Texas*	TBA
Nov. 19	at Baylor*	TBA
Nov. 26	Iowa State*	TBA

* Big 12 Conference Game



OKLAHOMA STATE

2-0, 0-0 Big 12

Date	Opponent	Time (TV)/Result
(TH) Sept. 1	Central Michigan*	W, 58-44
Sept. 10	Arizona State	W, 34-17
Sept. 17	Arkansas-Pine Bluff	6 p.m. (Big 12 Now)
Oct. 1	at Baylor*	TBA
Oct. 8	Texas Tech*	TBA
Oct. 15	at TCU*	TBA
Oct. 22	Texas*	TBA
Oct. 29	at K-State*	TBA
Nov. 5	at Kansas*	TBA
Nov. 12	Iowa State*	TBA
Nov. 19	at Oklahoma*	TBA
Nov. 26	West Virginia*	TBA

* Big 12 Conference Game



TEXAS

1-1, 0-0 Big 12

Date	Opponent	Time (TV)/Result
Sept. 3	Louisiana-Monroe	W, 52-10
Sept. 10	Alabama	L, 19-20
Sept. 17	UTSA	7 p.m. (LHN)
Sept. 24	at Texas Tech*	2:30 p.m. (ABC or ESPN)
Oct. 1	West Virginia*	TBA
Oct. 8	vs. Oklahoma* (Dallas, Texas)	TBA (ABC)
Oct. 15	Iowa State*	TBA
Oct. 22	at Oklahoma State*	TBA
Nov. 5	at K-State*	TBA
Nov. 12	TCU*	TBA
Nov. 19	at Kansas*	TBA
(F) Nov. 25	Baylor*	TBA (ABC or ESPN)

* Big 12 Conference Game



BAYLOR

1-1, 0-0 Big 12

Date	Opponent	Time (TV)/Result
Sept. 3	Albany	W, 69-10
Sept. 10	at BYU	L, 20-26 (2OT)
Sept. 17	Texas State	11 a.m. (FS1)
Sept. 24	at Iowa State*	11 a.m. (ESPN2 or ESPNU)
Oct. 1	Oklahoma State*	TBA
(TH) Oct. 13	at West Virginia*	6 p.m. (FS1)
Oct. 22	Kansas*	TBA
Oct. 29	at Texas Tech*	TBA
Nov. 5	at Oklahoma*	TBA
Nov. 12	K-State*	TBA
Nov. 19	TCU*	TBA
(F) Nov. 25	at Texas*	TBA (ESPN or ABC)

* Big 12 Conference Game



WEST VIRGINIA

0-2, 0-1 Big 12

Date	Opponent	Time (TV)/Result
(TH) Sept. 1	at Pittsburgh	L, 31-38
Sept. 10	Kansas*	L, 42-55 (OT)
Sept. 17	Towson	12 p.m. (Big 12 Now)
(TH) Sept. 22	at Virginia Tech	6:30 p.m. (ESPN)
Oct. 1	at Texas*	TBA
(TH) Oct. 13	Baylor*	6 p.m. (FS1)
Oct. 22	at Texas Tech*	TBA
Oct. 29	TCU*	TBA
Nov. 5	at Iowa State*	TBA
Nov. 12	Oklahoma*	TBA
Nov. 19	K-State*	TBA
Nov. 26	at Oklahoma State*	TBA (ESPN)

* Big 12 Conference Game



KANSAS

2-0, 1-0 Big 12

Date	Opponent	Time (TV)/Result
(F) Sept. 2	Tennessee Tech	W, 56-10
Sept. 10	at West Virginia*	W, 55-42 (OT)
Sept. 17	at Houston	3 p.m. (ESPNU)
Sept. 24	Duke	11 a.m. (FS1)
Oct. 1	Iowa State*	TBA
Oct. 8	TCU*	TBA
Oct. 15	at Oklahoma*	TBA
Oct. 22	at Baylor*	TBA
Nov. 5	Oklahoma State*	TBA
Nov. 12	at Texas Tech*	TBA
Nov. 19	Texas*	TBA
Nov. 26	at K-State*	TBA

* Big 12 Conference Game



CHRIS KLIEMAN

Head Coach • Fourth Year at K-State
29th Year in Coaching • 10th Year as a Head Coach
Northern Iowa '90, '92

• A proven winner with a championship history, Klieman was named the 35th head football coach in K-State history on December 10, 2018.

• In three seasons he has compiled 20 wins, which are the most in school history by a head coach in their first three years. In addition to the 20 overall wins, Klieman has led the Wildcats to back-to-back victories over Oklahoma — ranked No. 5 2019 and No. 3 in 2020 — kept the Governor's Cup trophy in Manhattan with three wins over in-state rival KU and has collected 13 Big 12 Conference wins.

• Thanks to his 22 wins in Manhattan, Klieman holds a career head coaching record of 94-29 as his 76.4% winning percentage ranks fourth among current FBS coaches that have led programs for at least nine seasons, trailing only Clemson's Dabo Swinney (80.6%), Alabama's Nick Saban (80.1%) and James Madison's Curt Cignetti (76.7%).

• One of the latest in the line of victories was a 42-20 win over LSU in the TaxAct Texas Bowl at the end of the 2021 season, as he is the only coach in school history to send two teams to a bowl game in his first three seasons.

• The 2021 season started with three straight non-conference wins over Stanford, Southern Illinois and Nevada and a top-25 national ranking. Following three Big 12-opening losses to teams that were ranked in the top 10 at some point in 2021, the Wildcats reeled off four-straight Big 12 wins, which included a come-from-behind road triumph at Texas Tech, home victories over TCU and West Virginia, and the program's 13th-straight win over in-state rival KU.

• Under Klieman's watch, running back **Deuce Vaughn** became the 11th Consensus All-American in school history as the sophomore was one of three players in the nation to top 1,000 rushing yards and 400 receiving yards on the year, while he ranked in the top 25 nationally in nine different offensive categories. Vaughn was one of 16 Wildcats that earned All-Big 12 honors from the league's coaches, which included four first-team members in defensive end **Felix Anudike-Uzomah**, offensive lineman **Cooper Beebe**, kick returner **Malik Knowles** and defensive back **Russ Yeast**.

• Much like his first two years in Manhattan, Klieman's emphasis of "how you do one thing is how you do everything" translated to the classroom as a school-record 34 players received Academic All-Big 12 honors. Vaughn and wide receiver **Landry Weber** each picked up CoSIDA Academic All-District accolades, while Weber was also a semifinalist for the William V. Campbell Trophy.

• In Klieman's first year at the helm of the K-State program in 2019, the Wildcats managed to win eight games, finish in a tie for third in the Big 12 after being picked ninth in the preseason, knocked off No. 5 Oklahoma at home for the first time since 1996, won at Mississippi State — the Wildcats' first win in 11 tries inside an SEC stadium — kept the Governor's Cup in Manhattan following their 11th-straight win over rival Kansas and quickly got back to bowl eligibility after missing out the year prior. The eight wins by Klieman were the most in school history by a first-year coach and also ranked second nationally among first-year Power 5 head coaches in 2019, trailing only Ohio State's Ryan Day.

• A total of 15 Wildcats earned All-Big 12 recognition in 2019, led by Special Teams Player of the Year Joshua Youngblood, who became the first true freshman in Big 12 history to be named Big 12 player of the year on offense, defense or special teams. His three kick returns for touchdowns led the nation in 2019 and sparked key Big 12 wins over Texas Tech and No. 23 Iowa State.

• The Wildcats placed a school-record 32 players on the Academic All-Big 12 teams, including a league-record 26 first-team members. Headlining the list was Adam Holtorf, who was the Big 12 Scholar Athlete of the Year, a First Team Academic All-American and finalist for the Campbell Trophy.

• K-State jumped out of the gate in Big 12 play in 2020 by winning its first four games, the first time the Wildcats went 4-0 to start conference play in six years and just the sixth time in the 25-year history of the Big 12. One of those victories was at No. 3 Oklahoma, the first road win over a top-five team in school history. The Wildcats were the first team to win two-straight games against the Sooners since 2013 and 2014.

• However, battling through the COVID-19 pandemic and losing senior starting quarterback Skylar Thompson for the season during the third game of the year, the Wildcats finished at 4-6. K-State was one of just two teams in the nation (Georgia Tech) to start true freshmen at both quarterback and running back in at least seven games in 2020.

• Prior to arriving at K-State, Klieman capped his five-year stint as head coach at North Dakota State by winning his fourth national championship in 2018. He tied Jim Tressel (Youngstown State) for the most FCS National Championships as a head coach, while he was a part of seven national championships at NDSU, which was the most in FCS history at the time of his departure.

• Klieman guided the 2018 Bison to a perfect 15-0 record, just the fifth team in FCS history to go undefeated and untied on the way to a national championship. North Dakota State also claimed that feat in 2013 when Klieman as the defensive coordinator.

• A native of Waterloo, Iowa, Klieman is first in NDSU history in winning percentage (.920) and third in victories (69).

• The Bison won the Missouri Valley Football Conference each of his five years as head coach and put together a collective 36-4 (90.0 percent) record against conference foes during that time. He was named the Bruce Craddock MVFC Coach of the Year in 2017, while he was the 2014 Rawlings Football/American Football Monthly FCS Coach of the Year and the 2018 AFCA Region 4 FCS Coach of the Year.

• Klieman was a three-time All-Gateway Conference defensive back at Northern Iowa and four-year letterwinner from 1986 to 1990. He graduated from UNI in 1990 with a bachelor's degree in health education and a master's degree in physical education in 1992.

• Klieman and his wife, **Rhonda**, are parents of two sons, **Devin** and **Colby**, and one daughter, **Haley**. Devin is a graduate assistant for the Wildcats, Haley is a student secretary for K-State Football, and Colby is a freshman defensive back at Kansas Wesleyan.

KLIEMAN'S YEAR-BY-YEAR RECORD

Year	School	Overall	Home	Away	Neutral	Conf.	Finish	Postseason
2005	Loras College	3-7	2-3	1-4	0-0	2-6	7th	None
2014	North Dakota State	15-1	9-0	5-1	1-0	7-1	t1st	FCS Champions
2015	North Dakota State	13-2	8-1	4-1	1-0	7-1	t1st	FCS Champions
2016	North Dakota State	12-2	7-2	5-0	0-0	7-1	t1st	FCS Semifinals
2017	North Dakota State	14-1	9-0	4-1	1-0	7-1	1st	FCS Champions
2018	North Dakota State	15-0	10-0	4-0	1-0	8-0	1st	FCS Champions
2019	Kansas State	8-5	5-2	3-2	0-1	5-4	t3rd	Liberty Bowl
2020	Kansas State	4-6	2-3	2-3	0-0	4-5	7th	None
2021	Kansas State	8-5	4-3	2-2	2-0	4-5	t5th	Texas Bowl Champions
2022	Kansas State	2-0	2-0	0-0	0-0	0-0		

THE KLIEMAN FILE

Hometown:	Waterloo, Iowa
High School:	Columbus Catholic
Spouse:	Rhonda
Children:	Devin, Haley, Colby

EDUCATION

Bachelor's Degree in Health Education (Northern Iowa, 1990)
Master's Degree in Physical Education (Northern Iowa, 1992)

PLAYING EXPERIENCE

Northern Iowa, Defensive Back (1986-90)

COACHING EXPERIENCE

Year	Position	School
1991-92	Graduate Assistant	Northern Iowa
1993	Defensive Backs	Northern Iowa
1994-96	Defensive Backs	Western Illinois
1997	Graduate Assistant	Kansas
1999	Defensive Backs	Missouri State
2002-04	Defensive Coordinator	Loras College
2005	Head Coach	Loras College
2006-07	Defensive Backs	Northern Iowa
2008	Co-Defensive Coordinator/DB	Northern Iowa
2009-10	Defensive Coordinator/DB	Northern Iowa
2011	Defensive Backs	North Dakota State
2012-13	Defensive Coordinator/DB	North Dakota State
2014-18	Head Coach	North Dakota State
2019-22	Head Coach	Kansas State

RECORD VS. D1 OPPONENTS

Opponent	W	L	PCT
Arkansas State	0	1	.000
Baylor	0	3	.000
Bowling Green	1	0	1.000
Cal Poly	1	0	1.000
Charleston Southern	1	0	1.000
Coastal Carolina	1	0	1.000
Colgate	1	0	1.000
Delaware	1	0	1.000
Eastern Washington	3	0	1.000
Illinois State	4	0	1.000
Incarnate Word	1	0	1.000
Indiana State	4	0	1.000
Iowa	1	0	1.000
Iowa State	2	2	.500
Jacksonville State	1	0	1.000
James Madison	1	1	.500
Kansas	3	0	1.000
LSU	1	0	1.000
Mississippi State	1	0	1.000
Mississippi Valley State	1	0	1.000
Missouri	1	0	1.000
Missouri State	5	0	1.000
Montana	2	0	1.000
Montana State	1	1	.500
Navy	0	1	.000
Nevada	1	0	1.000
Nicholls	1	0	1.000
North Alabama	1	0	1.000
North Dakota	1	0	1.000
Northern Iowa	5	1	.833
Oklahoma	2	1	.667
Oklahoma State	0	3	.000
Richmond	1	0	1.000
Robert Morris	1	0	1.000
Sam Houston State	2	0	1.000
San Diego	2	0	1.000
South Dakota	5	1	.833
South Dakota State	6	2	.750
Southern Illinois	4	0	1.000
Stanford	1	0	1.000
TCU	3	0	1.000
Texas	0	3	.000
Texas Tech	3	0	1.000
Tulane	0	0	.000
Weber State	2	0	1.000
West Virginia	1	2	.333
Western Illinois	5	0	1.000
Wofford	1	0	1.000
Youngstown State	5	0	1.000



KLIEMAN RECORD BREAKDOWN

Overall	94-29 (.764)
Overall (K-State).....	22-16 (.579)
Home (Overall)	58-14 (.806)
Home (K-State).....	13-8 (.619)
Away (Overall).....	30-14 (.681)
Away (K-State)	7-7 (.500)
Neutral	6-1 (.857)
Conference (Overall)	51-24 (.680)
Conference (K-State)	13-14 (.481)
Home Conference (Overall).....	26-13 (.667)
Home Conference (K-State).....	7-7 (.500)
Away Conference (Overall)	25-12 (.676)
Away Conference (K-State)	6-7 (.462)
Non-Conference (Overall)	43-5 (.896)
Non-Conference (K-State).....	9-2 (.818)
Home Non-Conference (Overall).....	32-2 (.941)
Home Non-Conference (K-State).....	6-1 (.857)
Away Non-Conference (Overall)	5-2 (.714)
Away Non-Conference (K-State)	1-0 (.000)
Neutral Non-Conference	6-1 (.857)
Coming Off a Win*	76-13 (.854)
at K-State*.....	15-6 (.714)
Coming Off a Loss*	11-13 (.458)
at K-State*.....	5-8 (.385)
Coming Off a Bye *	20-4 (.833)
at K-State	3-4 (.429)
In August	3-1 (.750)
In September	24-6 (.800)
In October	30-7 (.811)
In November	19-10 (.655)
In December	14-3 (.824)
In January	5-0 (1.000)
Tuesday.....	1-1 (.500)
Friday.....	4-1 (.800)
Saturday	89-27 (.767)
Scoring First	68-13 (.840)
at K-State	18-6 (.750)
Opponent Scores First	26-16 (.619)
at K-State	4-10 (.286)
Leading at Halftime	75-8 (.904)
at K-State	17-4 (.810)
Behind at Halftime.....	12-20 (.375)
at K-State	4-11 (.267)
Tied at Halftime	7-1 (.875)
at K-State	1-1 (.500)
Overtime.....	3-0 (1.000)
Outgain Opponent	84-5 (.944)
at K-State	14-3 (.824)
Outgained by Opponent.....	10-24 (.294)
at K-State	8-13 (.381)
Win Turnover Battle	60-9 (.870)
at K-State	14-3 (.824)
Lose Turnover Battle	16-14 (.533)
at K-State	3-10 (.231)
Equal Turnovers	18-6 (.750)
at K-State	5-3 (.625)
With 100-Yard Rusher.....	55-5 (.917)
at K-State	14-5 (.737)
Scoring a Defensive Touchdown.....	17-0 (1.000)
at K-State	3-0 (1.000)
Scoring a Special Teams Touchdown.....	12-4 (.750)
at K-State	7-3 (.700)

* In Season Only

LORAS COLLEGE

2005 (3-7/2-6 IIAC)

Date	Opponent	Score	W / L
9/3	Concordia (Ill.)	48-3	W
9/10	at No. 22 St. Ambrose	28-29	L
9/17	at Buena Vista	0-14	L
9/24	Central College	0-21	L
10/1	at Cornell College	27-14	W
10/15	Simpson College	15-7	W
10/2	Wartburg College	10-14	L
10/29	at Luther College	19-22	L
11/5	Coe College	14-24	L
11/12	at Dubuque	18-20	L

NORTH DAKOTA ST.

2014 (15-1/7-1 MVFC)

MVFC Champions

FCS National Champions

Date	Opponent	Score	W / L
8/30	at Iowa State	34-14	W
9/6	at Weber State	24-7	W
9/13	Incarnate World	58-0	W
9/20	No. 3 Montana	22-10	W
10/4	at Western Illinois	17-10	W
10/11	No. 12 Southern Illinois	38-10	W
10/18	No. 22 Indiana State	34-17	W
10/25	at South Dakota	47-7	W
11/1	No. 18 South Dakota St.	37-17	W
11/8	at No. 19 N. Iowa	3-23	L
11/15	at Missouri State	45-10	W
11/22	No. 20 Youngstown St.	38-14	W

NCAA FCS Second Round

NCAA FCS Quarterfinal

NCAA FCS Semifinal

NCAA Division I Championship (Frisco, Texas)

1/10 No. 2 Illinois State 29-27 | W |

2015 (13-2/7-1 MVFC)

MVFC Champions

FCS National Champions

Date	Opponent	Score	W / L
8/29	at No. 12 Montana State	35-38	L
9/12	Weber State	41-14	W
9/19	North Dakota	34-9	W
10/3	at No. 5 South Dakota St.	28-7	W
10/10	No. 10 Northern Iowa	31-28	W
10/17	South Dakota	21-24	L
10/24	at No. 18 Indiana State	28-14	W
10/31	at Southern Illinois	35-29	W
11/7	Western Illinois	59-7	W
11/14	at No. 20 Youngstown St.	27-24	W
11/21	Missouri State	55-0	W

NCAA FCS Second Round

NCAA FCS Quarterfinal

NCAA FCS Semifinal

NCAA Division I Championship (Frisco, Texas)

1/9 No. 1 Jacksonville State 37-10 | W |

2016 (12-2/7-1 MVFC)

MVFC Champions

FCS National Champions

Date	Opponent	Score	W / L
8/27	No. 6 Charleston Southern	24-17 (OT)	W
9/10	No. 8 Eastern Washington	50-44 (OT)	W
9/17	at No. 11 Iowa	23-21	W
10/1	No. 18 Illinois State	31-10	W
10/8	at Missouri State	27-3	W
10/15	No. 11 South Dakota St.	17-19	L
10/22	at No. 12 Western Illinois	21-13	W
10/29	at Northern Iowa	24-20	W
11/5	No. 13 Youngstown State	24-3	W
11/12	Indiana State	41-17	W
11/19	at South Dakota	28-21	W

NCAA FCS Second Round

NCAA FCS Quarterfinal

NCAA FCS Semifinal

12/10 No. 7 South Dakota State 36-10 | W |

NCAA FCS Semifinal

12/18 No. 5 James Madison 17-27 | L |

2017 (14-1/7-1 MVFC)

MVFC Champions

FCS National Champions

Date	Opponent	Score	W / L
9/2	Mississippi Valley State	72-7	W
9/9	at No. 6 E. Washington	40-13	W
9/23	Robert Morris	56-0	W
9/30	Missouri State	38-11	W
10/7	at Indiana State	52-0	W
10/14	at No. 8 Youngstown St.	27-24 (OT)	W
10/21	No. 10 Western Illinois	24-12	W
10/28	No. 25 Northern Iowa	30-14	W
11/4	at No. 8 South Dakota St.	21-33	L
11/11	No. 10 South Dakota	49-14	W
11/18	at No. 21 Illinois State	20-7	W

NCAA FCS Second Round

NCAA FCS Quarterfinal

NCAA FCS Semifinal

NCAA Division I Championship (Frisco, Texas)

1/6 No. 1 James Madison 17-13 | W |

2018 (15-0/8-0 MVFC)

MVFC Champions

FCS National Champions

Date	Opponent	Score	W / L
9/1	Cal Poly	49-3	W
9/15	North Alabama	38-7	W
9/22	Delaware	38-10	W
9/29	No. 3 South Dakota State	21-17	W
10/6	at No. 22 Northern Iowa	56-31	W
10/13	at Western Illinois	34-7	W
10/20	Illinois State	28-14	W
10/27	at South Dakota	59-14	W
1/3	Youngstown State	17-7	W
11/10	at Missouri State	48-7	W
11/17	Southern Illinois	65-17	W

NCAA FCS Second Round

NCAA FCS Quarterfinal

NCAA FCS Semifinal

NCAA Division I Championship (Frisco, Texas)

11/5 No. 3 Eastern Washington 38-24 | W |

KANSAS STATE

2019 (8-5/5-4 Big 12)

Liberty Bowl

Date	Opponent	Score	W / L
8/31	Nicholls	49-14	W
9/7	Bowling Green	52-0	W
9/14	at Mississippi State	31-24	W
9/28	at Oklahoma State	13-26	L
10/5	Baylor	12-31	L
10/19	TCU	24-17	W
10/26	No. 5 Oklahoma	48-41	W
11/2	at Kansas	38-10	W
11/9	at Texas	24-27	L
11/16	West Virginia	20-24	L
11/23	at Texas Tech	30-27	W
11/30	No. 23 Iowa State	27-17	W
12/31	No. 23 Navy	17-20	L

2020 (4-6/4-5 Big 12)

Date	Opponent	Score	W / L
9/12	Arkansas State	31-35	L
9/26	at No. 3 Oklahoma	38-35	W
10/3	Texas Tech	31-21	W
10/10	at TCU	21-14	W
10/24	Kansas	55-14	W
10/31	at West Virginia	10-37	L
11/7	No. 14 Oklahoma State	18-20	L
11/21	at No. 17 Iowa State	45-0	L
11/28	at Baylor	31-32	L
12/5	Texas	31-69	L

2021 (8-5/4-5 Big 12)

Texas Bowl Champions


Date	Opponent	Score	W / L
9/4	vs. Stanford (Arlington, Texas)	24-7	W
9/11	Southern Illinois	31-23	W
9/18	Nevada	38-17	W
9/25	at Oklahoma State	20-31	L
10/2	No. 6 Oklahoma	31-37	L
10/16	Iowa State	20-33	L
10/23	at Texas Tech	25-24	W
11/30	TCU	31-12	W
11/6	at Kansas	35-10	W
11/13	West Virginia	34-17	W
11/20	No. 11 Baylor	10-20	L
11/26	at Texas	17-22	L

TaxAct Texas Bowl (Houston, Texas)

1/4 LSU 42-20 | W |

2022 (2-0/0-0 Big 12)

Date	Opponent	Score	W / L
9/3	South Dakota	34-0	W
9/10	Missouri	40-12	W
9/17	Tulane		
9/24	at Oklahoma		
10/1	Texas Tech		
10/8	at Iowa State		
10/22	at TCU		
10/29	Oklahoma State		
11/5	Texas		
11/12	at Baylor		
11/19	at West Virginia		
11/26	Kansas		



GAMEDAY: FIELD

VAN MALONE

Assistant Head Coach/CBs • Houston '02
24th Year in Coaching • Fourth Year at K-State

- Enters his fourth season coaching the cornerbacks and added the titles of assistant head coach and passing game coordinator prior to the 2020 campaign.
- Under Malone, Julius Brents — who came to K-State as a transfer from Iowa — earned 2021 Honorable Mention All-Big 12 accolades from the league's coaches, while Ekow Boye-Doe played at an All-Big 12 level.
- Helped guide the 2021 defense to 21.0 points allowed per game — its best mark since 2003 — and 344.7 yards allowed per game — its best showing since 2009.
- Selected to the 2022 National Coalition of Minority Football Coaches.



GAMEDAY: FIELD

JOE KLANDERMAN

Defensive Coord./Safeties • Minnesota State '01
21st Year in Coaching • Fourth Year at K-State

- Enters his fourth season coaching the safeties and third as the defensive coordinator.
- Spearheaded a complete overhaul of the defense prior to 2021, going from a four-man front to conducting a three-man front for the first time in his career.
- The 2021 Wildcats trimmed 11.2 points per game allowed from the previous season, down to 21.0 points per game, while they allowed their fewest yards per game since 2009 (344.7).
- Helped nine Wildcat defenders obtain All-Big 12 honors, including safeties Russ Yeast and Jahron McPherson.
- Yeast was selected in the 2022 NFL Draft by the Rams.



GAMEDAY: BOOTH

COLLIN KLEIN

Offensive Coord./Quarterbacks • K-State '11
Ninth Year in Coaching • Eighth Year at K-State

- Enters sixth season coaching the K-State QBs and his first as OC, a position he was promoted to in January.
- Conducted one of the best offensive games in school bowl history as the interim OC in the Texas Bowl win over LSU when the Cats produced 42 points and 442 yards.
- Tutored Skylar Thompson, who left with a school record 24 career wins and is the only player in school history with 6,000 passing yards and 1,000 rushing yards.
- Thompson was selected in the 2022 NFL Draft by Miami.
- Klein was a 2012 Heisman Trophy finalist, winner of the 2012 Johnny Unitas Award, and is a member of the K-State Football Ring of Honor Class of 2022.



GAMEDAY: FIELD

BRIAN ANDERSON

Running Backs • Western Illinois '94
28th Year in Coaching • Fourth Year at K-State

- Enters his fourth season as the running backs coach and his 28th season overall in coaching with a versatile background of coaching skill positions.
- Coached Deuce Vaughn to 2021 Consensus All-America status, the 11th Consensus All-American in school history.
- Vaughn picked up 2021 First Team All-America honors from the Associated Press and *Sporting News*, and he was a second-team pick by CBS Sports, the American Football Coaches Association and *USA TODAY*.
- Vaughn has been an All-Big 12 performer each of his first two seasons, while Anderson also coached transfer James Gilbert to All-Big 12 accolades in 2019.



GAMEDAY: BOOTH

BRIAN LEPAK (LUN-PACK)

Fullbacks/Tight Ends • Oklahoma '10
Ninth Year in Coaching • Second Year at K-State

- An intelligent young coach with stops at two other Power 5 schools who was promoted from senior offensive quality control to fullbacks/tight ends coach in January.
- Coached the Wildcat fullbacks and tight ends in K-State's victory over LSU in the Texas Bowl.
- Spent the bulk of the 2021 season breaking down future opponents' tendencies and potential player matchups for the coaching staff, and he assisted with the early implementation of the game plan each week.
- Came to K-State after one year as the run game coordinator and offensive line coach at Southern, while he spent the previous three seasons as a graduate assistant at Oklahoma.



GAMEDAY: FIELD

CONOR RILEY

Offensive Line • Omaha '03
20th Year in Coaching • Fourth Year at K-State

- Enters his fourth season as the offensive line coach and has consistently churned out quality units.
- All three of Riley's lines have surrendered less than 2.0 sacks per game, marking the first time since the 2002 through 2004 seasons that the Wildcats were under that mark in three-straight campaigns.
- Has produced eight All-Big 12 honorees in his first three years, which includes first-team selection Cooper Beebe in 2021. Beebe also earned votes for the Big 12 Offensive Lineman of the Year award.
- The 2021 Wildcat offensive line helped K-State rank sixth in school history with 4.83 rushing yards per attempt.



GAMEDAY: BOOTH

STEVE STANARD (STAN-URD)

Linebackers • Nebraska '89
35th Year in Coaching • Third Year at K-State

- A veteran coach with ties to the Midwest and more than 30 years of coaching experience who is in his third season coaching the K-State linebackers.
- Coached both his starting linebackers to 2021 All-Big 12 honors as junior Daniel Green (89) and senior Cody Fletcher (75) ranked first and second on the team in tackles.
- Green ranked 22nd in the nation and fourth in the Big 12 in solo tackles per game (5.3) and led the team with 16.0 TFLs. Green's 6.85 tackles per game ranked eighth in the Big 12.
- Has 20 seasons worth of defensive coordinator experience coming at Nebraska Wesleyan, South Dakota, New Mexico State, Colorado State, Tulane and Wyoming.

SUPPORT STAFF**Graduate Assistants**

Justin Joyce, Hayden Wall (Offense)
Devin Klieman, Tevin Madison (Defense)

Analysts/Quality Control

Clint Brown (Offensive Quality Control)
Josh Buford (Offensive Analyst)
Will Burnham (Special Teams Quality Control)
Matt Kardulis (Defensive Quality Control)
David Orloff (Defensive Analyst)

Strength and Conditioning

Trumain Carroll (Director of Strength & Conditioning)
Chad Cain (Asst. Strength & Conditioning Coach)
Ray Thomas (Asst. Strength & Conditioning Coach)
Lance Yancy (Asst. Strength & Conditioning Coach)

Sports Medicine

Mindy Hoffman (Head FB Athletic Trainer)*
Matt Thomason (Senior Assoc. AD)
Scott Trausch (Director of Sports Diet and Nutrition)
Connor Bennett (Asst. Athletic Trainer)
Matt Greenwald (Asst. Athletic Trainer)

Administration

Hank Jacobs (Director of Football Administration)
Kacey Feldkamp (Director of Football Operations)*
Natalie Crimmins (Program Coordinator)
Taylor Wenger (Football Operations Assistant)
Joe Hall (Director of Player Development)

Administration

Taylor Braet (Director of Football Recruiting)
Maddi Gage (Director of On-Campus Recruiting)
Chuck Lillie (Scouting Analyst)
Taylor Ewald (Recruiting Operations Assistant)

Coaching Video

Scott Eilert (Director of Video Services)
Brandon Hasselbeck (Asst. Director of Football Video)

Creative

Ron Cook (Director of Football Graphic Design)
Alex Handlin (Director of Creative Media)
Chandler Mixon (Creative Media Assistant)

Equipment

Al Cerbe (Head Equipment Manager)
Mikie Schiltz (Assistant Equipment Manager)
Preston Flack (Football Equipment Assistant)

** K-State is one of just two FBS programs (Bowling Green) to have females in the roles of Director of Football Operations and Head Football Athletic Trainer.*



GAMEDAY: FIELD

MIKE TUIASOSOPO (TWO-EE-AH-SO-SO-PO)

Defensive Tackles • Pacific Lutheran '89
32nd Year in Coaching • Fourth Year at K-State

- A veteran coach with over 30 years of experience who is in his fourth season at K-State.
- Aided in the transition of the defense from a four-down alignment to a three-down front in 2021, a shift that cut 11.2 points allowed per game from the previous year.
- K-State also ranked 29th in the nation and third in the Big 12 by allowing 344.7 yards per game in 2021.
- The interior defensive line helped K-State rack up 90 tackles for loss on the year to rank 10th in school history.
- The 2021 unit was led by Eli Huggins, who picked up Honorable Mention All-Big 12 accolades. Tuiaasosopo also coached 2020 All-Big 12 performer Trey Dishon.



GAMEDAY: FIELD

THAD WARD

Wide Receivers • UCF '01
21st Year in Coaching • First Year at K-State

- A 20-year coaching veteran with stops in the Midwest and on the East Coast who is in his first season at K-State.
- Came to Manhattan after spending the previous three seasons at Temple where he tutored the Owl wide receivers and served as the pass game coordinator.
- Coached Jadan Blue to a pair of All-AAC honors, including the 2019 season when he set the school's all-time record for receptions (95) and yards (1,067).
- Tutored three future NFL players during his time at Northern Illinois in Kenny Golladay — a third-round selection by Detroit in 2017 — Tommylee Lewis and Da'Ron Brown.
- Played the 1999 to 2001 seasons at UCF.



GAMEDAY: FIELD

BUDDY WYATT

Defensive Ends • TCU '90
32nd Year in Coaching • Fourth Year at K-State

- A respected defensive line coach with more than 30 years experience who is in his fourth season at K-State.
- His defensive ends helped K-State rack up 90 TFLs in 2021 — the most since 2006 — to rank 10th in school history.
- Coached Felix Anudike-Uzomah to All-America honors in 2021, while he was the co-Big 12 Defensive Lineman of the Year and a First Team All-Big 12 honoree. Anudike-Uzomah tied for the national lead in forced fumbles per game (0.46) and ranked 11th nationally in sacks per game (0.85) in 2021.
- Has also coached All-Big 12 performers Wyatt Hubert and Reggie Walker. Hubert was selected in the 2021 NFL Draft by Cincinnati.



ALPHABETICAL

NO	NAME	POS
52	Nick Allen	LB
91	Felix Anudike-Uzomah	DE
50	Cooper Beebe	OL
53	Drake Bequeaith	OL
35	Dylan Bequeaith	FB
51	Shadryon Blanka	LB
43	Jack Blumer	P
80	Ty Bowman	WR
25	Ekow Boye-Doe	CB
23	Julius Brents	CB
8	Phillip Brooks	WR
32	Evan Cantu	RB
63	Michael Capria	OL
21	Drake Cheatum	S
5	Justice Clemons	CB
31	Jake Clifton	LB
58	Cartez Crook-Jones	DE
4	Omar Daniels	CB
62	Dawson Delforge	OL
29	Jax Dineen	FB
14	Jet Dineen	S
73	Christian Duffie	OL
29	Khalid Duke	LB
34	Trevor Erickson	S
27	Gavin Forsha	LB
81	Konner Fox	TE
26	Anthony Frias II	RB
46	Jace Friesen	DE
1	Keenan Garber	WR
3	RJ Garcia II	WR
31	DJ Giddens	RB
55	Hayden Gillum	OL
22	Daniel Green	LB
13	Joe Hall III	S
10	Brenen Hawkins	WR
1	Josh Hayes	S
75	Sam Hecht	OL
18	Thomas Helten	LB
15	Robert Hentz II	NG
26	Luke Hirsh	S
17	Ozzie Hoffer	DE
16	Will Honas	LB
25	Gabe Hoover	WR
18	Will Howard	QB
92	Eli Huggins	NG
27	Jake Huggins	FB
56	Damian Ilalio	NG
0	Jadon Jackson	WR
37	Krew Jackson	LB
3	Darell Jones	CB
82	Kendrick Jones	WR
12	Parker Kavanagh	QB
35	Jairus Kennedy	CB
74	Alex Key	OL
71	Jalen Klemm	OL
4	Malik Knowles	WR
84	Isaac Koch	WR
24	Trey Krause	S
7	Adryan Lara	QB
56	Andrew Leingang	OL
70	KT Leveston	OL
5	Jaren Lewis	QB

NO	NAME	POS	HT	WT	YR-EX	HOMETOWN (LAST SCHOOL)
0	# Jadon Jackson	WR	6-1	195	Jr.-TR [^]	Centeron, Ark. (Univ. of Mississippi)
0	# Jordan Wright	CB	6-1	175	Jr.-TR	Memphis, Tenn. (Fullerton College)
1	# Keenan Garber	WR	6-0	177	Jr.-2L	Lawrence, Kan. (Free State)
1	# Josh Hayes	S	6-0	189	Sr.-TR	Lakeland, Fla. (Univ. of Virginia)
2	# Jake Rubley	QB	6-3	210	Fr.-RS	Highlands Ranch, Colo. (Highlands Ranch)
2	# Kobe Savage	S	5-11	206	Jr.-TR	Paris, Texas (Tyler JC)
3	# RJ Garcia II	WR	6-0	172	Fr.-RS	Land O' Lakes, Fla. (Berkeley Prep)
3	# Darell Jones	CB	5-11	170	Fr.-RS	Coffeyville, Kan. (Field Kindley)
4	# Omar Daniels	CB	6-0	178	Fr.-RS	Moultrie, Ga. (Colquitt County)
4	# Malik Knowles	WR	6-3	200	Sr.-3L	Mansfield, Texas (Lake Ridge)
5	# Justice Clemons	CB	5-10	199	Jr.-TR [^]	West Columbia, Texas (Tyler JC)
5	# Jaren Lewis	QB	6-1	206	Jr.-1L	Columbia, Mo. (Battle)
6	# Sterling Lockett	WR	5-9	160	Fr.-HS [^]	Leawood, Kan. (Blue Valley)
6	# Max Marsh	S	6-3	208	So.-SQ [^]	Grand Junction, Colo. (Eaglecrest)
7	# Adryan Lara	QB	6-0	210	Fr.-HS [^]	Goodyear, Ariz. (Desert Edge)
7	# TJ Smith	S	5-10	190	So.-1L [^]	Powder Springs, Ga. (McEachern)
8	# Phillip Brooks	WR	5-7	169	Sr.-3L	Lee's Summit, Mo. (Lee's Summit West)
8	# Ty Zentner	P/K	6-2	200	Sr.-2L	Topeka, Kan. (Butler CC)
9	# Adrian Martinez	QB	6-3	225	Sr.-TR	Fresno, Calif. (Univ. of Nebraska)
9	# Cincere Mason	S	6-0	215	Sr.-1L	Atlanta, Ga. (Kennesaw State Univ.)
10	# Brenen Hawkins	WR	6-3	211	Fr.-RS	Colleyville, Texas (Heritage)
10	# Jacob Parrish	CB	5-10	177	Fr.-HS [^]	Olathe, Kan. (Olathe North)
12	# Parker Kavanagh	QB	6-1	192	Fr.-HS [^]	Salina, Kan. (Salina Central)
12	# Shawn Robinson	LB	6-2	231	Sr.-TR	Saginaw, Texas (Univ. of Missouri)
13	# Joe Hall III	S	6-0	205	Fr.-HS [^]	Manhattan, Kan. (Manhattan)
13	# Xavier Loyd	WR	6-2	180	Fr.-RS	Blue Springs, Mo. (Blue Springs)
14	# Jet Dineen	S	5-10	186	Fr.-HS [^]	Lawrence, Kan. (Free State)
14	# Tyson Struber	WR	6-2	199	Fr.-HS [^]	Galva, Kan. (Canton-Galva)
15	# Robert Hentz II	NG	6-2	282	Sr.-2L [^]	Batesville, Miss. (NW Mississippi CC)
15	# Shane Porter	WR	5-11	179	Fr.-RS	Friendswood, Texas (Clear Brook)
16	# Will Honas	LB	6-2	233	Sr.-TR	Wichita, Kan. (Univ. of Nebraska)
16	# Seth Porter	WR	5-8	170	Sr.-3L	Friendswood, Texas (Clear Springs)
17	# Ozzie Hoffer	DE	6-2	223	Fr.-RS	Atlanta, Ga. (Woodward Academy)
17	# Chris Tennant	K	6-5	220	So.-1L [^]	Shawnee, Kan. (Mill Valley)
18	# Thomas Helten	LB	6-3	225	Sr.-SQ	Garden Plain, Kan. (Bishop Carroll)
18	# Will Howard	QB	6-5	235	Jr.-2L [^]	Downingtown, Pa. (Downingtown West)
19	# VJ Payne	S	6-3	192	Fr.-HS [^]	Gainesville, Ga. (Buford)
19	# Sammy Wheeler	TE	6-5	241	Sr.-3L	Lenexa, Kan. (St. James Academy)
20	Colby McCalister	CB	5-9	188	Fr.-HS [^]	Houston, Texas (Clear Brook)
21	# Drake Cheatum	S	5-10	191	Sr.-TR [^]	Mesquite, Texas (Prairie View A&M Univ.)
22	# Daniel Green	LB	6-3	242	Sr.-3L	Portland, Ore. (Madison)
22	# Deuce Vaughn	RB	5-6	176	Jr.-2L [^]	Round Rock, Texas (Cedar Ridge)
23	Julius Brents	CB	6-4	202	Sr.-1L [^]	Indianapolis, Ind. (Univ. of Iowa)
24	Trey Krause	S	6-1	190	Fr.-RS	Olathe, Kan. (Olathe West)
25	# Ekow Boye-Doe	CB	6-0	171	Sr.-3L	Lawrence, Kan. (Lawrence)
25	# Gabe Hoover	WR	6-0	193	Jr.-SQ	McPherson, Kan. (McPherson)
26	# Anthony Frias II	RB	5-10	210	So.-TR [^]	Turlock, Calif. (Modesto JC)
26	# Luke Hirsh	S	5-11	186	Fr.-HS [^]	Newton, Kan. (Newton)
27	# Gavin Forsha	LB	6-3	215	So.-TR [^]	Nashville, Tenn. (Tyler JC)
27	# Jake Huggins	FB	6-5	225	Jr.-SQ	Cumming, Ga. (West Forsyth)
28	Vaughn Malone	CB	6-0	187	Jr.-SQ	Austin, Texas (St. Michael's Catholic Academy)
29	# Jax Dineen	FB	5-10	244	Sr.-3L	Lawrence, Kan. (Free State)
29	# Khalid Duke	LB	6-4	246	Jr.-3L	Atlanta, Ga. (Riverside Military Academy)
30	# Matthew Maschmeier	S	6-0	192	So.-SQ [^]	Lisle, Ill. (Naperville North)
30	# Grant Snowden	K	6-1	163	Fr.-HS [^]	Manhattan, Kan. (Manhattan)
31	# Jake Clifton	LB	6-2	210	Fr.-HS [^]	Owasso, Okla. (Owasso)
31	# DJ Giddens	RB	6-1	212	Fr.-RS	Junction City, Kan. (Junction City)
32	# Evan Cantu	RB	5-8	192	Fr.-HS [^]	Wichita, Kan. (Maize South)
32	# Desmond Purnell	LB	5-11	214	Fr.-RS	Topeka, Kan. (Hayden)
33	Nickendre Stiger	S	5-10	185	Jr.-TR	Wichita, Kan. (Butler CC)
34	# Trevor Erickson	S	6-3	197	Fr.-RS	Chapman, Kan. (Chapman)
34	# Ben Sinnott	TE	6-4	247	So.-1L [^]	Waterloo, Iowa (Columbus Catholic)
35	# Dylan Bequeaith	FB	6-1	230	Fr.-HS [^]	Colleyville, Texas (Grapevine)
35	# Jairus Kennedy	CB	6-1	180	So.-SQ [^]	Wichita, Kan. (Kapaun Mt. Carmel)
37	# Krew Jackson	LB	6-5	204	Fr.-RS	Queen Creek, Ariz. (Queen Creek)
37	# Andrew Sonner	TE	6-4	244	Fr.-RS	Olathe, Kan. (Olathe East)
38	Brendan Mott	DE	6-5	240	Jr.-SQ	Iowa City, Iowa (Iowa City West)
39	Jordan Schippers	RB	6-1	205	Jr.-1L [^]	Colby, Kan. (Western Illinois Univ.)
40	Gavin Meyers	LB	6-2	231	Fr.-HS [^]	Hays, Kan. (Hays)
41	Austin Moore	LB	6-1	217	Jr.-2L	Louisburg, Kan. (Louisburg)
42	Randen Plattner	LS	6-3	233	Sr.-3L	Parkville, Mo. (Park Hill)
43	# Jack Blumer	P	6-3	203	Sr.-2L	Marysville, Kan. (Marysville)
43	# Jordan Perry	S	6-2	185	Fr.-HS [^]	Jefferson, Ga. (Jefferson)
44	# Christian Moore	FB	6-2	243	So.-1L [^]	Huntington Beach, Calif. (Huntington Beach)
44	# Tobi Osunsami	LB	6-2	216	Fr.-HS [^]	Wichita, Kan. (Wichita East)



NO	NAME	POS	HT	WT	YR-EX	HOMETOWN (LAST SCHOOL)
45	Mason Olguin	LS	6-0	230	So.-TR^	Edmond, Okla. (Dodge City CC)
46	Jace Friesen	DE	6-2	245	Jr.-1L	Basehor, Kan. (Basehor-Linwood)
47 #	Cody Stufflebean	DE	6-4	257	So.-SQ	McPherson, Kan. (McPherson)
47 #	La'James White	RB	5-7	185	Fr.-TR	Kansas City, Kan. (Air Force)
48	Zach Wittenberg	LB	6-1	219	So.-TR^	El Dorado, Kan. (Butler CC)
49	Andrew Schmelzle	DE	6-4	216	Fr.-RS	Sabetha, Kan. (Sabetha)
50	Cooper Beebe	OL	6-4	322	Jr.-2L	Kansas City, Kan. (Piper)
51	Shadryon Blanka	LB	6-1	213	Fr.-HS	St. Francis, Kan. (Saint Francis Community)
52	Nick Allen	LB	6-0	220	Sr.-3L	Overland Park, Kan. (Blue Valley Southwest)
53	Drake Bequeaith	OL	6-6	269	Fr.-HS^	Colleyville, Texas (Grapevine)
54	Hadley Panzer	OL	6-4	300	So.-1L	Lakin, Kan. (Lakin)
55	Hayden Gillum	OL	6-3	286	Sr.-2L	Plainville, Kan. (Plainville)
56 #	Damian Ilalio	NG	6-1	288	Fr.-RS	Manhattan, Kan. (Manhattan)
56 #	Andrew Leingang	OL	6-6	297	Fr.-RS	Bismarck, N.D. (Century)
57	Beau Palmer	LB	6-2	222	So.-SQ^	Overland Park, Kan. (Blue Valley)
58	Cartez Crook-Jones	DE	6-4	270	Sr.-1L	Grandview, Mo. (Grandview)
62	Dawson Delforge	OL	6-5	327	Sr.-2L^	Wamego, Kan. (Butler CC)
63	Michael Capria	OL	6-1	289	Fr.-HS^	Kansas City, Mo. (Liberty)
66	Sam Shields	OL	6-4	298	So.-SQ^	Manhattan, Kan. (Manhattan)
68	Jackson Smith	OL	6-3	275	So.-SQ	St. Paul, Minn. (St. Thomas Academy)
69	Taylor Poirier	OL	6-3	291	Jr.-1L	Kansas City, Kan. (Bishop Miege)
70	KT Leveston	OL	6-5	320	Sr.-3L	Waco, Texas (Midway)
71	Jalen Klemm	OL	6-5	272	Fr.-HS^	Mars, Pa. (Pine-Richland)
72	Witt Mitchum	OL	6-6	270	So.-SQ^	McKenzie, Tenn. (McKenzie)
73	Christian Duffie	OL	6-5	310	Sr.-3L	Humble, Texas (Summer Creek)
74	Alex Key	OL	6-3	298	Fr.-HS^	Derby, Kan. (Derby)
75	Sam Hecht	OL	6-4	290	Fr.-RS	Shawnee, Kan. (Mill Valley)
76	Kingsley Ugwu	OL	6-4	295	Jr.-RS	Tucson, Ariz. (Hutchinson CC)
77	Carver Willis	OL	6-5	288	So.-SQ^	Durango, Colo. (Durango)
78	John Pastore	OL	6-6	272	Fr.-HS^	Erie, Colo. (Erie)
80	Ty Bowman	WR	6-5	218	So.-1L^	Chanute, Kan. (Chanute)
81	Konner Fox	TE	6-5	263	Jr.-2L	San Antonio, Texas (Reagan)
82	Kendrick Jones	WR	6-4	187	Fr.-HS^	Shawnee, Kan. (Mill Valley)
83	Will Swanson	TE	6-5	244	So.-1L^	Papillion, Neb. (La Vista South)
84	Isaac Koch	WR	6-1	185	Fr.-HS^	Olathe, Kan. (Rockhurst)
85	Kade Warner	WR	6-1	204	Sr.-1L	Scottsdale, Ariz. (Univ. of Nebraska)
86	Garrett Oakley	TE	6-4	219	Fr.-HS^	Columbus, Neb. (Scotus Central Catholic)
87	Brayden Loftin	TE	6-4	224	Fr.-HS^	Omaha, Neb. (Lewis Central [IA])
88	Erwin Nash	WR	6-2	209	Fr.-HS^	Olathe, Kan. (Olathe South)
89	Erik Pizarro	WR	5-10	208	Sr.-TR^	Rio Hondo, Texas (Lamar Univ.)
90	Donovan Rieman	DE	6-3	237	Fr.-HS^	Enid, Okla. (Enid)
91	Felix Anudike-Uzomah	DE	6-4	255	Jr.-2L^	Kansas City, Mo. (Lee's Summit)
92	Eli Huggins	NG	6-5	297	Sr.-3L	Cumming, Ga. (West Forsyth)
93	Jaylen Pickle	DE	6-5	310	Sr.-2L	Cimarron, Kan. (Cimarron)
94	Titus Tuiasosopo	NG	6-0	318	Fr.-RS	Manhattan, Kan. (Wamego)
96	Leyton Simmering	K	6-0	158	Fr.-HS^	Rosemount, Minn. (Rosemount)
97	Nate Matlack	DE	6-5	245	So.-1L^	Olathe, Kan. (Olathe East)
99	Uso Seumalo	NG	6-3	340	Jr.-TR^	Maunaloa, Hawai'i (Garden City CC)

NOTE: Kansas State elected to advance players' classification even though the 2020 season did not affect eligibility. Those that wish to take advantage of the extra year will be listed as a senior again after their original eligibility would have been exhausted.

Duplicate Number | ^ Redshirt Available | Roster as of September 12, 2022

PRONUNCIATIONS

PLAYERS

Felix ANUDIKE-UZOMAH.....ann-you-DEE-kay you-ZAH-mah
 Dylan/Drake BEQUEAITH.....BECK-with
 SHADRYON BLANKA.....SHAD-run BLON-ka
 Jack BLUMER.....BLUE-mur
 EKOW BOYE-DOE.....ECK-oh BOY-doe
 Evan CANTU.....can-TOO
 Michael CAPRIA.....cuh-PREE-ah
 Jax/Jett DINEEN.....duh-NEEN
 KHALID Duke.....kuh-LID
 Gavin FORSHA.....for-SHAY
 Anthony FRIAS II.....FREE-iss
 Will HONAS.....HO-nuss

Damian ILALIO.....EE-lah-LEE-oh
 DARELL Jones.....duh-REL
 JAIRUS Kennedy.....JER-us
 Adryan LARA.....LAR-ah
 Andrew LEINGANG.....LANE-gang
 XAVIER Loyd.....ex-AYV-ee-ur
 CINCERE Mason.....sin-SEER
 Mason OLGUIN.....ole-GEEN
 Tobin OSUNSANMI.....oh-sun-SAH-me
 John PASTORE.....pass-TOR-ee
 Taylor POITIER.....por-tee-AY (long A)
 Donovan RIEMAN.....RYE-men
 Andrew SCHMELZLE.....SHMELLS-lee

USO SEUMALO.....OO-soh SAY-oh-MALL-oo
 Ben SINNOTT.....SIN-it
 Andrew SONNER.....SAHN-er
 NICKENDRE STIGER.....nuh-KIN-dre STYE-gur
 Titus TUIASOSOPO.....TWO-ee-AH-so-SO-po
 Kingsley UGWU.....OO-goo

COACHES

Chris KLIEMAN.....KLY-men
 Brian LEPACK.....luh-PACK
 Steve STANARD.....STAN-urd
 Mike TUIASOSOPO.....TWO-ee-AH-so-SO-po

ALPHABETICAL

NO	NAME	POS
6	Sterling Lockett	WR
87	Brayden Loftin	TE
13	Xavier Loyd	WR
28	Vaughn Malone	CB
6	Max Marsh	S
9	Adrian Martinez	QB
30	Matthew Maschmeier	S
9	Cincere Mason	S
97	Nate Matlack	DE
20	Colby McCalister	CB
40	Gavin Meyers	LB
72	Witt Mitchum	OL
41	Austin Moore	LB
44	Christian Moore	FB
38	Brendan Mott	DE
88	Erwin Nash	WR
86	Garrett Oakley	TE
45	Mason Olguin	LS
44	Tobi Osunsanmi	LB
57	Beau Palmer	LB
54	Hadley Panzer	OL
10	Jacob Parrish	CB
78	John Pastore	OL
19	VJ Payne	S
43	Jordan Perry	S
93	Jaylen Pickle	DE
89	Erik Pizarro	WR
42	Randen Plattner	LS
69	Taylor Poirier	OL
16	Seth Porter	WR
15	Shane Porter	WR
32	Desmond Purnell	LB
90	Donovan Rieman	DE
12	Shawn Robinson	LB
2	Jake Rubley	QB
2	Kobe Savage	S
39	Jordan Schippers	RB
49	Andrew Schmelzle	DE
99	Uso Seumalo	NG
66	Sam Shields	OL
96	Leyton Simmering	K
34	Ben Sinnott	TE
68	Jackson Smith	OL
7	TJ Smith	S
30	Grant Snowden	K
37	Andrew Sonner	TE
33	Nickendre Stiger	S
14	Tyson Struber	WR
47	Cody Stufflebean	DE
83	Will Swanson	TE
17	Chris Tennant	K
94	Titus Tuiasosopo	NG
76	Kingsley Ugwu	OL
22	Deuce Vaughn	RB
85	Kade Warner	WR
19	Sammy Wheeler	TE
47	La'James White	RB
77	Carver Willis	OL
48	Zach Wittenberg	LB
0	Jordan Wright	CB
8	Ty Zentner	P/K



HOW THE 2022 WILDCATS WERE BUILT

YEAR	HIGH SCHOOL SIGNEES	HIGH SCHOOL WALK ONS	CC TRANSFERS	DI TRANSFERS
2017	Eli Huggins (NG – West Forsyth)			
2018	Ekow Boye-Doe (CB – Lawrence) Cartez Crook-Jones (DE – Grandview) Christian Duffie (OL – Summer Creek) Daniel Green (LB – Madison) Malik Knowles (WR – Lake Ridge) KT Leveston (OL – Midway) Jaylen Pickle (DE – Cimarron) Sammy Wheeler (TE – St. James Academy)	Nick Allen (LB – Blue Valley Southwest) Jack Blumer (P – Marysville) Phillip Brooks (WR – Lee's Summit West) Hayden Gillum (OL – Plainville) Thomas Helten (LB – Bishop Carroll) Randen Plattner (LS – Park Hill) Seth Porter (WR – Clear Springs)		
2019	Cooper Beebe (OL – Piper) Jax Dineen (FB – Free State) Khalid Duke (LB – Riverside Military Academy) Konner Fox (TE – Reagan) Keenan Garber (WR – Free State) Jaren Lewis (QB – Battle) Taylor Poitier (OL – Bishop Miege)	Jace Friesen (DE – Basehor-Linwood) Gabe Hoover (WR – McPherson) Jake Huggins (FB – West Forsyth) Vaughn Malone (CB – St. Michael's) Austin Moore (LB – Louisburg) Brendan Mott (DE – Iowa City West)	Ty Zentner (P/K – Butler CC)	
2020	Felix Anudike-Uzomah (DE – Lee's Summit) Will Howard (QB – Downingtown West) Nate Matlack (DE – Olathe East) Witt Mitchum (OL – McKenzie) Christian Moore (FB – Huntington Beach) Sam Shields (OL – Manhattan) TJ Smith (S – McEachern) Cody Stufflebean (DE – McPherson) Will Swanson (TE – La Vista South) Deuce Vaughn (RB – Cedar Ridge) Carver Willis (OL – Durango)	Trevor Erickson (S – Chapman) Sam Hecht (OL – Mill Valley) Trey Krause (S – Olathe West) Xavier Loyd (WR – Blue Springs) Shane Porter (WR – Clear Brook) Andrew Schmelzle (DE – Sabetha) Andrew Sonner (TE – Olathe East) Chris Tennant (K – Mill Valley) Titus Tuiasosopo (NG – Wamego)	Dawson Delforge (OL – Butler CC) Robert Hentz II (NG – NW Mississippi CC)	Jordan Schippers (RB – Western Illinois)
2021	Omar Daniels (CB – Colquitt County) RJ Garcia II (WR – Berkeley Prep) DJ Giddens (RB – Junction City) Brenen Hawkins (WR – Heritage) Ozzie Hoffer (DE – Woodward Academy) Damian Ilalio (NG – Manhattan) Krew Jackson (LB – Queen Creek) Darell Jones (CB – Field Kindley) Andrew Leingang (OL – Century) Hadley Panzer (OL – Lakin) Desmond Purnell (LB – Hayden) Jake Rubley (QB – Highlands Ranch)	Ty Bowman (WR – Chanute) Jairus Kennedy (CB – Kapaun Mt. Carmel) Max Marsh (S – Eaglecrest) Matthew Maschmeier (S – Naperville North) Beau Palmer (LB – Blue Valley) Ben Sinnott (TE – Columbus Catholic) Jackson Smith (OL – St. Thomas Academy)	Kingsley Ugwu (OL – Hutchinson CC)	Julius Brents (CB – Iowa) Cincere Mason (S – Kennesaw State) Kade Warner (WR – Nebraska)
2022	Drake Bequeaith (OL – Grapevine) Jake Clifton (LB – Owasso) Jalen Klemm (OL – Pine-Richland) Adryan Lara (QB – Desert Edge) Sterling Lockett (WR – Blue Valley) Brayden Loftin (TE – Lewis Central) Colby McAlister (CB – Clear Brook) Garrett Oakley (TE – Scotus Central Catholic) Tobi Osunsanmi (LB – Wichita East) Jacob Parrish (CB – Olathe North) John Pastore (OL – Erie) VJ Payne (S – Buford) Jordan Perry (S – Jefferson) Donovan Rieman (DE – Enid) Tyson Struber (WR – Canton-Galva)	Dylan Bequeaith (FB – Grapevine) Shadryon Blanka (LB – St. Francis) Evan Cantu (RB – Maize South) Michael Capria (OL – Liberty) Jet Dineen (S – Free State) Joe Hall III (DB – Manhattan) Luke Hirsh (S – Newton) Kendrick Jones (WR – Mill Valley) Parker Kavanagh (QB – Salina Central) Alex Key (OL – Derby) Isaac Koch (WR – Rockhurst) Gavin Meyers (LB – Hays) Erwin Nash (WR – Olathe South) Leyton Simmering (K – Rosemount) Grant Snowden (K – Manhattan)	Justice Clemons (CB – Tyler JC) Gavin Forsha (LB – Tyler JC) Anthony Frias II (RB – Modesto JC) Mason Olguin (LS – Dodge City CC) Kobe Savage (S – Tyler JC) Uso Seumalo (NG – Garden City CC) Nickendre Stiger (S – Butler CC) Zach Wittenberg (LB – Butler CC) Jordan Wright (CB – Fullerton College)	Drake Cheatum (S – Prairie View A&M) Josh Hayes (S – Virginia) Will Honas (LB – Nebraska) Jadon Jackson (WR – Ole Miss) Adrian Martinez (QB – Nebraska) Erik Pizarro (WR – Lamar) Shawn Robinson (LB – Missouri) La'James White (RB – Air Force)



OFFENSIVE CAREER STARTS

PLAYER	'18	'19	'20	'21	'22	TOT
Adrian Martinez*	11	10	6	11	2	40
Malik Knowles	1	8	9	10	2	29
Christian Duffie	—	0	8	13	2	23
Cooper Beebe	—	0	8	13	2	23
Deuce Vaughn	—	—	7	13	2	22
Phillip Brooks	0	0	4	12	2	18
Kade Warner^	7	5	4	0	1	17
Jax Dineen	—	1	3	7	0	11
Will Howard	—	—	7	3	0	10
KT Leveston	—	0	5	0	2	7
Sammy Wheeler	—	0	1	2	1	4
Taylor Poitier	—	—	2	0	1	3
Ben Sinnott	—	—	0	2	2	4
Hayden Gillum	—	0	0	0	2	2
Dawson Delforge	—	—	1	0	0	1
Hadley Panzer	—	—	—	0	1	1

* 2018-21 at Nebraska

^ 2018-20 at Nebraska

DEFENSIVE CAREER STARTS

PLAYER	'18	'19	'20	'21	'22	TOT
Drake Cheatum ¹	7	8	3	12	2	32
Cincere Mason*	10	14	4	1	0	29
Josh Hayes*	2/1	16	6	0	1	26
Eli Huggins	0	0	8	13	2	23
Ekow Boye-Doe	—	0	8	13	2	23
Julius Brents*	5	0	0	13	2	20
Daniel Green	—	0	2	12	2	16
Felix Anudike-Uzomah	—	—	0	13	2	15
Shawn Robinson ¹	7/1	—	2	1	0	11
Khalid Duke	—	0	8	0	2	10
Will Honas^	—	0	7	0	0	7
Jaylen Pickle	—	0	2	5	0	7
TJ Smith	—	—	0	7	0	7
Nate Matlack	—	—	—	3	2	5
Austin Moore	—	—	0	1	2	3
Kobe Savage	—	—	—	—	2	2
Nick Allen	—	0	0	1	0	1
VJ Payne	—	—	—	—	1	1

¹ 2018-21 at Prairie View A&M

* 2018-20 at Kennesaw State

^ 2017-20 at North Dakota State (1 start in '17); 2021 at Virginia

* 2018-20 at Iowa

¹ 2017-18 at TCU (1 start in '17); 2020-21 at Missouri

^ 2019-21 at Nebraska

CONSECUTIVE STARTS (MIN 3 STARTS)

PLAYER, POSITION	STARTS
Christian Duffie, OL	23
Eli Huggins, NG	22
Cooper Beebe, OL	10
Deuce Vaughn, RB	18
Ekow Boye-Doe, CB	15
Julius Brents, CB	15
Felix Anudike-Uzomah, DE	15
Daniel Green, LB	13
Phillip Brooks, WR	11
Will Honas, LB	6
Nate Matlack, DE	5
Ben Sinnott, TE	3
Malik Knowles, WR	3

OFFENSE

WR	4	Malik Knowles	6-3	200	Sr.-3L	Mansfield, Texas (Lake Ridge)
	1	Keenan Garber	6-0	177	Jr.-2L	Lawrence, Kan. (Free State)
	or 13	Xavier Loyd	6-2	180	Fr.-RS	Blue Springs, Mo. (Blue Springs)
LT	70	KT Leveston	6-5	320	Sr.-3L	Waco, Texas (Midway)
	56	Andrew Leingang	6-6	297	Fr.-RS	Bismarck, N.D. (Century)
	or 76	Kingsley Ugwu	6-4	295	Jr.-RS	Tucson, Ariz. (Hutchinson CC)
LG	50	Cooper Beebe	6-4	322	Jr.-2L	Kansas City, Kan. (Piper)
	62	Dawson Delforge	6-5	327	Sr.-2L	Wamego, Kan. (Butler CC)
C	55	Hayden Gillum	6-3	286	Sr.-2L	Plainville, Kan. (Plainville)
	54	Hadley Panzer	6-4	300	So.-1L	Lakin, Kan. (Lakin)
RG	54	Hadley Panzer	6-4	300	So.-1L	Lakin, Kan. (Lakin)
	75	Sam Hecht	6-4	290	Fr.-RS	Shawnee, Kan. (Mill Valley)
RT	73	Christian Duffie	6-5	310	Sr.-3L	Humble, Texas (Summer Creek)
	77	Carver Willis	6-5	288	So.-SQ	Durango, Colo. (Durango)
TE	19	Sammy Wheeler	6-5	241	Sr.-3L	Lenexa, Kan. (St. James Academy)
	or 34	Ben Sinnott	6-4	247	So.-1L	Waterloo, Iowa (Columbus Catholic)
	or 83	Will Swanson	6-5	244	So.-1L	Papillion, Neb. (La Vista South)
QB	9	Adrian Martinez	6-3	225	Sr.-TR	Fresno, Calif. (Univ. of Nebraska)
	18	Will Howard	6-5	235	Jr.-2L	Downingtown, Pa. (Downingtown West)
FB	44	Christian Moore	6-2	243	So.-1L	Huntington Beach, Calif. (Huntington Beach)
	or 29	Jax Dineen	5-10	244	Sr.-3L	Lawrence, Kan. (Free State)
RB	22	Deuce Vaughn	5-6	176	Jr.-2L	Round Rock, Texas (Cedar Ridge)
	31	DJ Giddens	6-1	212	Fr.-RS	Junction City, Kan. (Junction City)
WR	8	Phillip Brooks	5-7	169	Sr.-3L	Lee's Summit, Mo. (Lee's Summit West)
	16	Seth Porter	5-8	170	Sr.-3L	Friendswood, Texas (Clear Springs)
WR	85	Kade Warner	6-1	204	Sr.-1L	Scottsdale, Ariz. (Univ. of Nebraska)
	3	RJ Garcia II	6-0	172	Fr.-RS	Land O' Lakes, Fla. (Berkeley Prep)
	or 0	Jadon Jackson	6-1	195	Jr.-TR	Centeron, Ark. (Univ. of Mississippi)























DEFENSE

DE	91	Felix Anudike-Uzomah	6-4	255	Jr.-2L	Kansas City, Mo. (Lee's Summit)
	38	Brendan Mott	6-5	240	Jr.-SQ	Iowa City, Iowa (Iowa City West)
	or 47	Cody Stufflebean	6-4	257	So.-SQ	McPherson, Kan. (McPherson)
NG	92	Eli Huggins	6-5	297	Sr.-3L	Cumming, Ga. (West Forsyth)
	15	Robert Hentz II	6-2	282	Sr.-2L	Batesville, Miss. (NW Mississippi CC)
DE	97	Nate Matlack	6-5	245	So.-1L	Olathe, Kan. (Olathe East)
	93	Jaylen Pickle	6-5	310	Sr.-2L	Cimarron, Kan. (Cimarron)
SLB	29	Khalid Duke	6-4	246	Jr.-3L	Atlanta, Ga. (Riverside Military Academy)
	32	Desmond Purnell	5-11	214	Fr.-RS	Topeka, Kan. (Hayden)
MLB	22	Daniel Green	6-3	242	Sr.-3L	Portland, Ore. (Madison)
	52	Nick Allen	6-0	220	Sr.-3L	Overland Park, Kan. (Blue Valley Southwest)
WLB	41	Austin Moore	6-1	217	Jr.-2L	Louisburg, Kan. (Louisburg)
	31	Jake Clifton	6-2	210	Fr.-HS	Owasso, Okla. (Owasso)
	or 27	Gavin Forsha	6-3	215	So.-TR^	Nashville, Tenn. (Tyler JC)
CB	23	Julius Brents	6-4	202	Sr.-1L	Indianapolis, Ind. (Univ. of Iowa)
	4	Omar Daniels	6-0	178	Fr.-RS	Moultrie, Ga. (Colquitt County)
SS	2	Kobe Savage	5-11	206	Jr.-TR	Paris, Texas (Tyler JC)
	7	TJ Smith	5-10	190	So.-1L	Powder Springs, Ga. (McEachern)
JS	21	Drake Cheatum	5-10	191	Sr.-TR	Mesquite, Texas (Prairie View A&M Univ.)
	or 9	Cincere Mason	6-0	215	Sr.-1L	Atlanta, Ga. (Kennesaw State Univ.)
FS	1	Josh Hayes	6-0	189	Sr.-TR	Lakeland, Fla. (Univ. of Virginia)
	19	VJ Payne	6-3	192	Fr.-HS	Gainesville, Ga. (Buford)
CB	25	Ekow Boye-Doe	6-0	171	Sr.-3L	Lawrence, Kan. (Lawrence)
	0	Jordan Wright	6-1	175	Jr.-TR	Memphis, Tenn. (Fullerton College)
	or 10	Jacob Parrish	5-10	177	Fr.-HS^	Olathe, Kan. (Olathe North)






















SPECIALISTS

FG	17	Chris Tennant	6-5	220	So.-1L	Shawnee, Kan. (Mill Valley)
	8	Ty Zentner	6-2	200	Sr.-2L	Topeka, Kan. (Butler CC)
HLD	43	Jack Blumer	6-3	203	Sr.-2L	Marysville, Kan. (Marysville)
	8	Ty Zentner	6-2	200	Sr.-2L	Topeka, Kan. (Butler CC)
SNP	42	Randen Plattner	6-3	233	Sr.-3L	Parkville, Mo. (Park Hill)
	45	Mason Olguin	6-0	230	So.-TR	Edmond, Okla. (Dodge City CC)
P	8	Ty Zentner	6-2	200	Sr.-2L	Topeka, Kan. (Butler CC)
	43	Jack Blumer	6-3	203	Sr.-2L	Marysville, Kan. (Marysville)
KO	8	Ty Zentner	6-2	200	Sr.-2L	Topeka, Kan. (Butler CC)
	17	Chris Tennant	6-5	220	So.-1L	Shawnee, Kan. (Mill Valley)
KR	4	Malik Knowles	6-3	200	Sr.-3L	Mansfield, Texas (Lake Ridge)
	8	Phillip Brooks	5-7	169	Sr.-3L	Lee's Summit, Mo. (Lee's Summit West)
PR	8	Phillip Brooks	5-7	169	Sr.-3L	Lee's Summit, Mo. (Lee's Summit West)
	4	Malik Knowles	6-3	200	Sr.-3L	Mansfield, Texas (Lake Ridge)
















WR		#4 Malik Knowles 6-3, 200, Sr.-3L Mansfield, Texas (Lake Ridge)	<ul style="list-style-type: none">LAST GAME: 2 rec, 26 yds vs. Missouri (9/10/22)Tied for 8th in school history in TD career receptions.One of just 2 players in school history with TDs of at least 70 yards on a run, catch and KOR.	<table><tr><th>Year</th><th>Rec.</th><th>Yds.</th><th>Avg</th><th>TD</th><th>LG</th></tr><tr><td>2022</td><td>5</td><td>40</td><td>8.0</td><td>0</td><td>18</td></tr><tr><td>CAR</td><td>84</td><td>1,182</td><td>14.1</td><td>12</td><td>70</td></tr><tr><td colspan="6">Car. Highs: Rec: 6; Yds: 112; TD: 2</td></tr></table>	Year	Rec.	Yds.	Avg	TD	LG	2022	5	40	8.0	0	18	CAR	84	1,182	14.1	12	70	Car. Highs: Rec: 6; Yds: 112; TD: 2					
	Year	Rec.	Yds.	Avg	TD	LG																						
2022	5	40	8.0	0	18																							
CAR	84	1,182	14.1	12	70																							
Car. Highs: Rec: 6; Yds: 112; TD: 2																												
		#1 Keenan Garber OR #13 Xavier (ex-AYV-ee-ur) Loyd	<ul style="list-style-type: none">GARBER'S LAST GAME: Played vs. Missouri (9/3/22); No statsGARBER: Entering 4th year in program, seeing increased action each season.LOYD'S LAST GAME: Played vs. Missouri (9/3/22); No stats	<table><tr><th>GARBER</th><th>Rec.</th><th>Yds.</th><th>Avg</th><th>TD</th><th>LG</th></tr><tr><td>2022</td><td>0</td><td>0</td><td>0.0</td><td>0</td><td>0</td></tr><tr><td>CAR</td><td>6</td><td>82</td><td>13.7</td><td>0</td><td>54</td></tr><tr><td colspan="6">Car. Highs: Rec: 2; Yds: 54</td></tr></table>	GARBER	Rec.	Yds.	Avg	TD	LG	2022	0	0	0.0	0	0	CAR	6	82	13.7	0	54	Car. Highs: Rec: 2; Yds: 54					
GARBER	Rec.	Yds.	Avg	TD	LG																							
2022	0	0	0.0	0	0																							
CAR	6	82	13.7	0	54																							
Car. Highs: Rec: 2; Yds: 54																												
LT		#70 KT Leveston 6-5, 320, Sr.-3L Waco, Texas (Midway)	<ul style="list-style-type: none">A 5th-year senior who has started the first 2 games, his first starts since earning 5 starts in 2020.Played in 10 games last year as a reserve, splitting time between both guard spots and left tackle.A two-time First Team Academic All-Big 12 performer.	<table><tr><th>Year</th><th>GP/GS</th></tr><tr><td>2022</td><td>2/2</td></tr><tr><td>CAR</td><td>25/7</td></tr></table>	Year	GP/GS	2022	2/2	CAR	25/7																		
	Year	GP/GS																										
2022	2/2																											
CAR	25/7																											
		#56 Andrew Leingang (LANE-gang) OR #76 Kingsley Ugwu (OO-goo)	<ul style="list-style-type: none">LEINGANG: Saw action in the West Virginia game last season as he held on to his redshirt... Also played vs. USD and MU.LEINGANG: Rated the top player in North Dakota (Class of 2021) by ESPN and 247Sports, in addition to the 10th-best center in the nation.UGWU: A former community-college product who redshirted the 2021 season and played vs. Missouri.	<table><tr><th>LEINGANG</th><th>GP/GS</th></tr><tr><td>2022</td><td>2/0</td></tr><tr><td>CAR</td><td>3/0</td></tr></table>	LEINGANG	GP/GS	2022	2/0	CAR	3/0																		
LEINGANG	GP/GS																											
2022	2/0																											
CAR	3/0																											
LG		#50 Cooper Beebe 6-4, 322, Jr.-2L Kansas City, Kan. (Piper)	<ul style="list-style-type: none">A 2022 Preseason All-American by numerous outlets who is also on the watch lists for the Outland Trophy and Lombardi Award.Earned First Team All-Big 12 honors as a sophomore in 2021, the youngest OL to be named to the first team last season.Did not allow a sack among his 367 pass blocking snaps last year.	<table><tr><th>Year</th><th>GP/GS</th></tr><tr><td>2022</td><td>2/2</td></tr><tr><td>CAR</td><td>26/23</td></tr></table>	Year	GP/GS	2022	2/2	CAR	26/23																		
	Year	GP/GS																										
2022	2/2																											
CAR	26/23																											
		#62 Dawson Delforge 6-5, 327, Sr.-2L Wamego, Kan. (Butler CC)	<ul style="list-style-type: none">In his 6th season of college football after originally transferring to K-State from Butler CC in 2020.Has seen action in 23 games over the last 2 years, including a start at Baylor in 2020.Viewed as the 5th-best guard among 2020 community-college prospects by ESPN, No. 6 by 247Sports and No. 9 by JCGridiron.	<table><tr><th>Year</th><th>GP/GS</th></tr><tr><td>2022</td><td>2/0</td></tr><tr><td>CAR</td><td>23/1</td></tr></table>	Year	GP/GS	2022	2/0	CAR	23/1																		
Year	GP/GS																											
2022	2/0																											
CAR	23/1																											
C		#55 Hayden Gillum 6-3, 286, Sr.-2L Plainville, Kan. (Plainville)	<ul style="list-style-type: none">A former walk-on who has played in 22 career games but earned his first 2 career starts to open the season.Saw time as a reserve offensive lineman last year vs. Kansas, West Virginia and LSU.A 2020 Second Team Academic All-Big 12 performer.	<table><tr><th>Year</th><th>GP/GS</th></tr><tr><td>2022</td><td>2/2</td></tr><tr><td>CAR</td><td>22/2</td></tr></table>	Year	GP/GS	2022	2/2	CAR	22/2																		
	Year	GP/GS																										
2022	2/2																											
CAR	22/2																											
		#54 Hadley Panzer 6-4, 300, So.-1L Lakin, Kan. (Lakin)	<ul style="list-style-type: none">A physical player who saw time in 9 games as a true freshman a year ago.Played exclusively at right guard last season.Rated as the 29th-best center in the Class of 2020 by 247Sports.	<table><tr><th>Year</th><th>GP/GS</th></tr><tr><td>2022</td><td>2/1</td></tr><tr><td>CAR</td><td>11/1</td></tr></table>	Year	GP/GS	2022	2/1	CAR	11/1																		
Year	GP/GS																											
2022	2/1																											
CAR	11/1																											
RG		#54 Hadley Panzer 6-4, 300, So.-1L Lakin, Kan. (Lakin)	<ul style="list-style-type: none">Earned his first-career start at RG against Missouri.Played exclusively at right guard last season and saw time as a reserve at both center and guard in the opener vs. South Dakota.Rated as the 29th-best center in the Class of 2020 by 247Sports.	<table><tr><th>Year</th><th>GP/GS</th></tr><tr><td>2022</td><td>2/1</td></tr><tr><td>CAR</td><td>11/1</td></tr></table>	Year	GP/GS	2022	2/1	CAR	11/1																		
	Year	GP/GS																										
2022	2/1																											
CAR	11/1																											
		#75 Sam Hecht 6-4, 290, Fr.-RS Shawnee, Kan. (Mill Valley)	<ul style="list-style-type: none">Came to K-State as a walk-on and has quickly ascended up the depth chart.Has played in each of the first 2 games of 2022.Earned all-state honors as both a junior and a senior.	<table><tr><th>Year</th><th>GP/GS</th></tr><tr><td>2022</td><td>2/0</td></tr><tr><td>CAR</td><td>2/0</td></tr></table>	Year	GP/GS	2022	2/0	CAR	2/0																		
Year	GP/GS																											
2022	2/0																											
CAR	2/0																											
RT		#73 Christian Duffie 6-5, 310, Sr.-3L Humble, Texas (Summer Creek)	<ul style="list-style-type: none">Has started 23 consecutive games, the longest streak on the team.Helped K-State tie for 2nd in the Big 12 with 29 rushing TDs last year, while its 4.83 yds per rush ranked 6th in school history.Started the final 8 games of the 2020 season.	<table><tr><th>Year</th><th>GP/GS</th></tr><tr><td>2022</td><td>2/2</td></tr><tr><td>CAR</td><td>27/23</td></tr></table>	Year	GP/GS	2022	2/2	CAR	27/23																		
	Year	GP/GS																										
2022	2/2																											
CAR	27/23																											
		#77 Carver Willis 6-5, 288, So.-SQ Durango, Colo. (Durango)	<ul style="list-style-type: none">Saw time in the first 2 games of 2022 after not seeing any game action a year agoPlayed in 4 games as a reserve OL in 2020, playing LT vs. Texas Tech, TCU, Iowa State and TexasRated the 86th-best OT in the nation and the 7th-best player in the state of Colorado in the Class of 2020 by 247Sports.	<table><tr><th>Year</th><th>GP/GS</th></tr><tr><td>2022</td><td>2/0</td></tr><tr><td>CAR</td><td>6/0</td></tr></table>	Year	GP/GS	2022	2/0	CAR	6/0																		
Year	GP/GS																											
2022	2/0																											
CAR	6/0																											
TE		#19 Sammy Wheeler 6-5, 241, Sr.-3L Lenexa, Kan. (St. James Academy)	<ul style="list-style-type: none">LAST GAME: Started vs. Missouri (9/10/22); No statsPlayed in all 13 games last year, the first full season of his career.Tallied 3 catches last year vs. WVU, including a 35-yarder on 4th and 8 to help seal the win.	<table><tr><th>Year</th><th>Rec.</th><th>Yds.</th><th>Avg</th><th>TD</th><th>LG</th></tr><tr><td>2022</td><td>1</td><td>10</td><td>10.0</td><td>0</td><td>10</td></tr><tr><td>CAR</td><td>27</td><td>373</td><td>13.8</td><td>2</td><td>58</td></tr><tr><td colspan="6">Car. Highs: Rec: 3; Yds: 58; TD: 1</td></tr></table>	Year	Rec.	Yds.	Avg	TD	LG	2022	1	10	10.0	0	10	CAR	27	373	13.8	2	58	Car. Highs: Rec: 3; Yds: 58; TD: 1					
	Year	Rec.	Yds.	Avg	TD	LG																						
2022	1	10	10.0	0	10																							
CAR	27	373	13.8	2	58																							
Car. Highs: Rec: 3; Yds: 58; TD: 1																												
		#34 Ben Sinnott (SIN-it) OR #83 Will Swanson	<ul style="list-style-type: none">SINNOTT'S LAST GAME: 1 rec, 3 yds vs. Missouri (9/10/22)SWANSON'S LAST GAME: Played vs. Missouri (9/10/22)SINNOTT: Rushed 3 times for 12 yds last year with a TD at Kansas.	<table><tr><th>SINNOTT</th><th>Rec.</th><th>Yds.</th><th>Avg</th><th>TD</th><th>LG</th></tr><tr><td>2022</td><td>3</td><td>15</td><td>5.0</td><td>0</td><td>8</td></tr><tr><td>CAR</td><td>5</td><td>30</td><td>6.0</td><td>0</td><td>11</td></tr><tr><td colspan="6">Car. Highs: Rec: 2; Yds: 12</td></tr></table>	SINNOTT	Rec.	Yds.	Avg	TD	LG	2022	3	15	5.0	0	8	CAR	5	30	6.0	0	11	Car. Highs: Rec: 2; Yds: 12					
SINNOTT	Rec.	Yds.	Avg	TD	LG																							
2022	3	15	5.0	0	8																							
CAR	5	30	6.0	0	11																							
Car. Highs: Rec: 2; Yds: 12																												
QB		#9 Adrian Martinez 6-3, 225, Sr.-TR Fresno, Calif. (Univ. of Nebraska)	<ul style="list-style-type: none">LAST GAME: 9-for-20, 101 yds; 13 rush, 52 yds TD vs. Missouri (9/10/22)First QB in school history to transfer from a D1 school and start the next year's season opener.Ranks in the top 10 nationally among active players in 15 career categories.	<table><tr><th>Year</th><th>Cpl-Att</th><th>Pct.</th><th>Yds</th><th>TD/INT</th></tr><tr><td>2022</td><td>20-35</td><td>57.1</td><td>154</td><td>0/0</td></tr><tr><td>CAR</td><td>690-1,090</td><td>63.3</td><td>8,645</td><td>45/30</td></tr><tr><td colspan="5">Car. Highs: Cpl: 26; Att: 42; Yds: 384; TD: 3; INT: 4 2017-20 at NU</td></tr></table>	Year	Cpl-Att	Pct.	Yds	TD/INT	2022	20-35	57.1	154	0/0	CAR	690-1,090	63.3	8,645	45/30	Car. Highs: Cpl: 26; Att: 42; Yds: 384; TD: 3; INT: 4 2017-20 at NU								
	Year	Cpl-Att	Pct.	Yds	TD/INT																							
2022	20-35	57.1	154	0/0																								
CAR	690-1,090	63.3	8,645	45/30																								
Car. Highs: Cpl: 26; Att: 42; Yds: 384; TD: 3; INT: 4 2017-20 at NU																												
		#18 Will Howard 6-5, 235, Jr.-2L Downingtown, Pa. (Downingtown West)	<ul style="list-style-type: none">LAST GAME: Played vs. LSU (1/4/22); No statsHas played in 15 games with 10 starts in his first 2 seasons at K-State.Has rushed for 548 yards and 7 TDs in his career.	<table><tr><th>Year</th><th>Cpl-Att</th><th>Pct.</th><th>Yds</th><th>TD/INT</th></tr><tr><td>2022</td><td>0-0</td><td>0.0</td><td>0</td><td>0/0</td></tr><tr><td>CAR</td><td>120-223</td><td>53.8</td><td>1,510</td><td>9/11</td></tr><tr><td colspan="5">Car. Highs: Cpl: 19; Att: 37; Yds: 243; TD: 2; INT: 3</td></tr></table>	Year	Cpl-Att	Pct.	Yds	TD/INT	2022	0-0	0.0	0	0/0	CAR	120-223	53.8	1,510	9/11	Car. Highs: Cpl: 19; Att: 37; Yds: 243; TD: 2; INT: 3								
Year	Cpl-Att	Pct.	Yds	TD/INT																								
2022	0-0	0.0	0	0/0																								
CAR	120-223	53.8	1,510	9/11																								
Car. Highs: Cpl: 19; Att: 37; Yds: 243; TD: 2; INT: 3																												
FB		#44 Christian Moore 6-2, 243, So.-1L Huntington Beach, Calif. (Huntington Beach)	<ul style="list-style-type: none">LAST GAME: Played vs. Missouri (9/10/22)Has played in 9 career games, including 4 last season.Earned 2021 First Team Academic All-Big 12 honors.	<table><tr><th>Year</th><th>Rec.</th><th>Yds.</th><th>Avg</th><th>TD</th><th>LG</th></tr><tr><td>2022</td><td>1</td><td>4</td><td>4.0</td><td>0</td><td>4</td></tr><tr><td>CAR</td><td>1</td><td>4</td><td>4.0</td><td>0</td><td>4</td></tr><tr><td colspan="6">Car. Highs: Rec: 1; Yds: 4</td></tr></table>	Year	Rec.	Yds.	Avg	TD	LG	2022	1	4	4.0	0	4	CAR	1	4	4.0	0	4	Car. Highs: Rec: 1; Yds: 4					
	Year	Rec.	Yds.	Avg	TD	LG																						
2022	1	4	4.0	0	4																							
CAR	1	4	4.0	0	4																							
Car. Highs: Rec: 1; Yds: 4																												
		#29 Jax Dineen (duh-NEEN) 5-10, 244, Sr.-3L Lawrence, Kan. (Free State)	<ul style="list-style-type: none">LAST GAME: 1 rush, 2 yds vs. Missouri (9/10/22)A physical blocking fullback who is also versatile enough to catch passes and run the ball.Earned Second Team All-Big 12 accolades in 2021.	<table><tr><th>Year</th><th>Rec.</th><th>Yds.</th><th>Avg</th><th>TD</th><th>LG</th></tr><tr><td>2022</td><td>0</td><td>0</td><td>0.0</td><td>0</td><td>0</td></tr><tr><td>CAR</td><td>14</td><td>118</td><td>8.4</td><td>0</td><td>24</td></tr><tr><td colspan="6">Car. Highs: Rec: 4; Yds: 35</td></tr></table>	Year	Rec.	Yds.	Avg	TD	LG	2022	0	0	0.0	0	0	CAR	14	118	8.4	0	24	Car. Highs: Rec: 4; Yds: 35					
Year	Rec.	Yds.	Avg	TD	LG																							
2022	0	0	0.0	0	0																							
CAR	14	118	8.4	0	24																							
Car. Highs: Rec: 4; Yds: 35																												
RB		#22 Deuce Vaughn 5-6, 173, Jr.-2L Round Rock, Texas (Cedar Ridge)	<ul style="list-style-type: none">LAST GAME: 24 rush, 145 yds, 2 TD; 1 rec, 4 yds vs. Missouri (9/10/22)The 11th Consensus All-American in school history when he earned the nod last season.Has 8-straight games with 100 rushing yds and 9-straight games with a rushing TD.	<table><tr><th>Year</th><th>Att.</th><th>Yds.</th><th>Avg</th><th>TD</th><th>LG</th></tr><tr><td>2022</td><td>42</td><td>271</td><td>6.5</td><td>3</td><td>39</td></tr><tr><td>CAR</td><td>400</td><td>2,317</td><td>5.8</td><td>28</td><td>80</td></tr><tr><td colspan="6">Car. Highs: Att: 26; Yds: 162; TD: 3</td></tr></table>	Year	Att.	Yds.	Avg	TD	LG	2022	42	271	6.5	3	39	CAR	400	2,317	5.8	28	80	Car. Highs: Att: 26; Yds: 162; TD: 3					
	Year	Att.	Yds.	Avg	TD	LG																						
2022	42	271	6.5	3	39																							
CAR	400	2,317	5.8	28	80																							
Car. Highs: Att: 26; Yds: 162; TD: 3																												
		#31 DJ Giddens 6-1, 212, Fr.-RS Junction City, Kan. (Junction City)	<ul style="list-style-type: none">LAST GAME: 2 rush, 29 yds, TD vs. Missouri (9/10/22)Redshirted the 2021 season and did not see any game action.Rushed for 1,255 yds and 30 TDs as a senior in HS, ranking 5th in school history in yds.	<table><tr><th>Year</th><th>Att.</th><th>Yds.</th><th>Avg</th><th>TD</th><th>LG</th></tr><tr><td>2022</td><td>8</td><td>86</td><td>10.8</td><td>2</td><td>28</td></tr><tr><td>CAR</td><td>8</td><td>86</td><td>10.8</td><td>2</td><td>28</td></tr><tr><td colspan="6">Car. Highs: Att: 6; Yds: 57; TD: 1</td></tr></table>	Year	Att.	Yds.	Avg	TD	LG	2022	8	86	10.8	2	28	CAR	8	86	10.8	2	28	Car. Highs: Att: 6; Yds: 57; TD: 1					
Year	Att.	Yds.	Avg	TD	LG																							
2022	8	86	10.8	2	28																							
CAR	8	86	10.8	2	28																							
Car. Highs: Att: 6; Yds: 57; TD: 1																												
WR		#8 Phillip Brooks 5-7, 169, Jr.-2L Lee's Summit, Mo. (Lee's Summit West)	<ul style="list-style-type: none">LAST GAME: 3 rec, 57 yds vs. Missouri (9/10/22)Became the 34th player in school history with 1,000 career receiving yds during the MU game.Led the team in receiving yds last season.	<table><tr><th>Year</th><th>Rec.</th><th>Yds.</th><th>Avg</th><th>TD</th><th>LG</th></tr><tr><td>2022</td><td>3</td><td>57</td><td>19.0</td><td>0</td><td>28</td></tr><tr><td>CAR</td><td>87</td><td>1,008</td><td>11.6</td><td>5</td><td>56</td></tr><tr><td colspan="6">Car. Highs: Rec: 7; Yds: 69; TD: 1</td></tr></table>	Year	Rec.	Yds.	Avg	TD	LG	2022	3	57	19.0	0	28	CAR	87	1,008	11.6	5	56	Car. Highs: Rec: 7; Yds: 69; TD: 1					
	Year	Rec.	Yds.	Avg	TD	LG																						
2022	3	57	19.0	0	28																							
CAR	87	1,008	11.6	5	56																							
Car. Highs: Rec: 7; Yds: 69; TD: 1																												
		#16 Seth Porter 5-8, 170, Sr.-3L Friendswood, Texas (Clear Springs)	<ul style="list-style-type: none">LAST GAME: 1 rec, 7 yds vs. Missouri (9/10/22)Has seen action in 36 career games, primarily on special teams.A two-time First Team Academic All-Big 12 performer.	<table><tr><th>Year</th><th>Rec.</th><th>Yds.</th><th>Avg</th><th>TD</th><th>LG</th></tr><tr><td>2022</td><td>1</td><td>7</td><td>7.0</td><td>0</td><td>7</td></tr><tr><td>CAR</td><td>2</td><td>19</td><td>9.5</td><td>0</td><td>12</td></tr><tr><td colspan="6">Car. Highs: Rec: 1; Yds: 12</td></tr></table>	Year	Rec.	Yds.	Avg	TD	LG	2022	1	7	7.0	0	7	CAR	2	19	9.5	0	12	Car. Highs: Rec: 1; Yds: 12					
Year	Rec.	Yds.	Avg	TD	LG																							
2022	1	7	7.0	0	7																							
CAR	2	19	9.5	0	12																							
Car. Highs: Rec: 1; Yds: 12																												
WR		#85 Kade Warner 6-1, 204, Sr.-1L Scottsdale, Ariz. (Univ. of Nebraska)	<ul style="list-style-type: none">LAST GAME: 1 rec, 4 yds; 1 rush, 2 yds vs. Missouri (9/10/22)Played in all 13 games last season after transferring in from Nebraska.Son of Pro Football Hall of Fame quarterback Kurt Warner.	<table><tr><th>Year</th><th>Rec.</th><th>Yds.</th><th>Avg</th><th>TD</th><th>LG</th></tr><tr><td>2022</td><td>4</td><td>14</td><td>3.5</td><td>0</td><td>6</td></tr><tr><td>CAR</td><td>48</td><td>416</td><td>8.7</td><td>0</td><td>26</td></tr><tr><td colspan="6">Car. Highs: Rec: 4; Yds: 42</td></tr></table>	Year	Rec.	Yds.	Avg	TD	LG	2022	4	14	3.5	0	6	CAR	48	416	8.7	0	26	Car. Highs: Rec: 4; Yds: 42					
	Year	Rec.	Yds.	Avg	TD	LG																						
2022	4	14	3.5	0	6																							
CAR	48	416	8.7	0	26																							
Car. Highs: Rec: 4; Yds: 42																												
		#3 RJ Garcia II OR #0 Jadon Jackson	<ul style="list-style-type: none">GARCIA II'S LAST GAME: Played vs. Missouri (9/10/22); No statsJACKSON'S LAST GAME: Played vs. Vanderbilt (11/20/21) while at Ole Miss; No statsGARCIA II: Finished prep career by tallying 1,342 yds on 71 receptions with 11 TDs.	<table><tr><th>GARCIA II</th><th>Rec.</th><th>Yds.</th><th>Avg</th><th>TD</th><th>LG</th></tr><tr><td>2022</td><td>1</td><td>17</td><td>17.0</td><td>0</td><td>17</td></tr><tr><td>CAR</td><td>2</td><td>23</td><td>11.5</td><td>0</td><td>17</td></tr><tr><td colspan="6">Car. Highs: Rec: 1; Yds: 17</td></tr></table>	GARCIA II	Rec.	Yds.	Avg	TD	LG	2022	1	17	17.0	0	17	CAR	2	23	11.5	0	17	Car. Highs: Rec: 1; Yds: 17					
GARCIA II	Rec.	Yds.	Avg	TD	LG																							
2022	1	17	17.0	0	17																							
CAR	2	23	11.5	0	17																							
Car. Highs: Rec: 1; Yds: 17																												



DE		#91 Felix Anudike-Uzomah (ann-you-DEE-kay you-ZAH-mah) 6-4, 255, Jr.-2L Kansas City, Mo. (Lee's Summit)	<ul style="list-style-type: none">LAST GAME: 3 tackles, 0.5 sacks vs. Missouri (9/10/22)A Preseason All-American who is on the watch lists for the Nagurski Trophy and Bednarik Award.Ranks first nationally in career forced fumbles per gm (0.35) and 6th in sacks per gm (0.68).	<table><tr><th>Year</th><th>U-A-T</th><th>TFL-Yds.</th><th>Sk-Yds</th><th>INT</th><th>PD</th><th>F/R</th></tr><tr><td>2022</td><td>5-1-6</td><td>2-5-9</td><td>1-5-5</td><td>0</td><td>0</td><td>1/0</td></tr><tr><td>CAR</td><td>45-16-61</td><td>18-0-74</td><td>13-5-64</td><td>0</td><td>0</td><td>7/0</td></tr><tr><td>Car. Highs:</td><td>Tackles: 8</td><td>TFL: 4.0</td><td>Sacks: 4.0</td><td>FF: 2</td><td></td><td></td></tr></table>	Year	U-A-T	TFL-Yds.	Sk-Yds	INT	PD	F/R	2022	5-1-6	2-5-9	1-5-5	0	0	1/0	CAR	45-16-61	18-0-74	13-5-64	0	0	7/0	Car. Highs:	Tackles: 8	TFL: 4.0	Sacks: 4.0	FF: 2		
	Year	U-A-T	TFL-Yds.	Sk-Yds	INT	PD	F/R																									
2022	5-1-6	2-5-9	1-5-5	0	0	1/0																										
CAR	45-16-61	18-0-74	13-5-64	0	0	7/0																										
Car. Highs:	Tackles: 8	TFL: 4.0	Sacks: 4.0	FF: 2																												
	#38 Brendan Mott OR #47 Cody Stufflebean	<ul style="list-style-type: none">MOTT'S LAST GAME: 2 tackles, TFL vs. Missouri (9/10/22)STUFFLEBEAN'S LAST GAME: 1 tackle vs. Missouri (9/10/22)MOTT: Played against Kansas in 2020, making a tackle.	<table><tr><th>Year</th><th>U-A-T</th><th>TFL-Yds.</th><th>Sk-Yds</th><th>INT</th><th>PD</th><th>F/R</th></tr><tr><td>2022</td><td>4-0-4</td><td>2-0-21</td><td>1-0-7</td><td>0</td><td>0</td><td>0/0</td></tr><tr><td>CAR</td><td>5-0-5</td><td>2-0-21</td><td>1-0-7</td><td>0</td><td>0</td><td>0/0</td></tr><tr><td>Car. Highs:</td><td>Tackles: 2</td><td>TFL: 1.0</td><td>Sacks: 1.0</td><td></td><td></td><td></td></tr></table>	Year	U-A-T	TFL-Yds.	Sk-Yds	INT	PD	F/R	2022	4-0-4	2-0-21	1-0-7	0	0	0/0	CAR	5-0-5	2-0-21	1-0-7	0	0	0/0	Car. Highs:	Tackles: 2	TFL: 1.0	Sacks: 1.0				
Year	U-A-T	TFL-Yds.	Sk-Yds	INT	PD	F/R																										
2022	4-0-4	2-0-21	1-0-7	0	0	0/0																										
CAR	5-0-5	2-0-21	1-0-7	0	0	0/0																										
Car. Highs:	Tackles: 2	TFL: 1.0	Sacks: 1.0																													
NG		#92 Eli Huggins 6-5, 297, Sr.-3L Cumming, Ga. (West Forsyth)	<ul style="list-style-type: none">LAST GAME: 3 tackles, TFL vs. Missouri (9/10/22)An Honorable Mention All-Big 12 performer in 2021 who returns for his 6th season.Started all 13 games last season and 8 games in 2020.	<table><tr><th>Year</th><th>U-A-T</th><th>TFL-Yds.</th><th>Sk-Yds</th><th>INT</th><th>PD</th><th>F/R</th></tr><tr><td>2022</td><td>3-3-6</td><td>2-5-15</td><td>1-0-10</td><td>0</td><td>0</td><td>0/0</td></tr><tr><td>CAR</td><td>30-25-55</td><td>15-5-64</td><td>5-5-38</td><td>0</td><td>0</td><td>0/0</td></tr><tr><td>Car. Highs:</td><td>Tackles: 4</td><td>TFL: 2.0</td><td>Sacks: 1.0</td><td></td><td></td><td></td></tr></table>	Year	U-A-T	TFL-Yds.	Sk-Yds	INT	PD	F/R	2022	3-3-6	2-5-15	1-0-10	0	0	0/0	CAR	30-25-55	15-5-64	5-5-38	0	0	0/0	Car. Highs:	Tackles: 4	TFL: 2.0	Sacks: 1.0			
	Year	U-A-T	TFL-Yds.	Sk-Yds	INT	PD	F/R																									
2022	3-3-6	2-5-15	1-0-10	0	0	0/0																										
CAR	30-25-55	15-5-64	5-5-38	0	0	0/0																										
Car. Highs:	Tackles: 4	TFL: 2.0	Sacks: 1.0																													
	#15 Robert Hentz II 6-2, 282, Sr.-2L Batesville, Miss. (NW Mississippi CC)	<ul style="list-style-type: none">LAST GAME: 2 tackles, 1.5 TFLs, 0.5 sacks vs. Missouri (9/10/22)Saw action in 12 games last year.Earned 2021 Second Team Academic All-Big 12 honors.	<table><tr><th>Year</th><th>U-A-T</th><th>TFL-Yds.</th><th>Sk-Yds</th><th>INT</th><th>PD</th><th>F/R</th></tr><tr><td>2022</td><td>1-1-2</td><td>1-5-3</td><td>0-5-0</td><td>0</td><td>0</td><td>0/0</td></tr><tr><td>CAR</td><td>8-11-19</td><td>2-5-6</td><td>0-5-0</td><td>0</td><td>1</td><td>0/0</td></tr><tr><td>Car. Highs:</td><td>Tackles: 2</td><td>TFL: 1.5</td><td>Sacks: 0.5</td><td>PD: 1</td><td></td><td></td></tr></table>	Year	U-A-T	TFL-Yds.	Sk-Yds	INT	PD	F/R	2022	1-1-2	1-5-3	0-5-0	0	0	0/0	CAR	8-11-19	2-5-6	0-5-0	0	1	0/0	Car. Highs:	Tackles: 2	TFL: 1.5	Sacks: 0.5	PD: 1			
Year	U-A-T	TFL-Yds.	Sk-Yds	INT	PD	F/R																										
2022	1-1-2	1-5-3	0-5-0	0	0	0/0																										
CAR	8-11-19	2-5-6	0-5-0	0	1	0/0																										
Car. Highs:	Tackles: 2	TFL: 1.5	Sacks: 0.5	PD: 1																												
DE		#97 Nate Matlack 6-5, 245, So.-1L Olathe, Kan. (Olathe East)	<ul style="list-style-type: none">LAST GAME: Started vs. Missouri (9/10/22); No statsPlayed in every game last year and has started 5 straight dating back to last season.Earned votes for the 2021 Big 12 Defensive Freshman of the Year award.	<table><tr><th>Year</th><th>U-A-T</th><th>TFL-Yds.</th><th>Sk-Yds</th><th>INT</th><th>PD</th><th>F/R</th></tr><tr><td>2022</td><td>1-0-1</td><td>1-0-4</td><td>0-0-0</td><td>0</td><td>0</td><td>0/0</td></tr><tr><td>CAR</td><td>14-4-18</td><td>6-5-47</td><td>3-5-31</td><td>0</td><td>1</td><td>2/0</td></tr><tr><td>Car. Highs:</td><td>Tackles: 4</td><td>TFL: 2.0</td><td>Sacks: 1.0</td><td>PD: 1</td><td>FF: 1</td><td></td></tr></table>	Year	U-A-T	TFL-Yds.	Sk-Yds	INT	PD	F/R	2022	1-0-1	1-0-4	0-0-0	0	0	0/0	CAR	14-4-18	6-5-47	3-5-31	0	1	2/0	Car. Highs:	Tackles: 4	TFL: 2.0	Sacks: 1.0	PD: 1	FF: 1	
	Year	U-A-T	TFL-Yds.	Sk-Yds	INT	PD	F/R																									
2022	1-0-1	1-0-4	0-0-0	0	0	0/0																										
CAR	14-4-18	6-5-47	3-5-31	0	1	2/0																										
Car. Highs:	Tackles: 4	TFL: 2.0	Sacks: 1.0	PD: 1	FF: 1																											
	#93 Jaylen Pickle 6-5, 310, Sr.-2L Cimarron, Kan. (Cimarron)	<ul style="list-style-type: none">LAST GAME: Played vs. Missouri (9/10/22); No statsA former defensive tackle who will slide out to end in K-State's 3-3-5 alignment.Had an INT last year vs. Southern Illinois, the first by a Wildcat interior DL since 2016.	<table><tr><th>Year</th><th>U-A-T</th><th>TFL-Yds.</th><th>Sk-Yds</th><th>INT</th><th>PD</th><th>F/R</th></tr><tr><td>2022</td><td>1-1-2</td><td>1-5-2</td><td>1-0-2</td><td>0</td><td>1</td><td>0/0</td></tr><tr><td>CAR</td><td>19-10-29</td><td>3-0-5</td><td>1-0-2</td><td>1</td><td>5</td><td>0/0</td></tr><tr><td>Car. Highs:</td><td>Tackles: 4</td><td>TFL: 1.0</td><td>Sacks: 1.0</td><td>INT: 1</td><td>PD: 2</td><td></td></tr></table>	Year	U-A-T	TFL-Yds.	Sk-Yds	INT	PD	F/R	2022	1-1-2	1-5-2	1-0-2	0	1	0/0	CAR	19-10-29	3-0-5	1-0-2	1	5	0/0	Car. Highs:	Tackles: 4	TFL: 1.0	Sacks: 1.0	INT: 1	PD: 2		
Year	U-A-T	TFL-Yds.	Sk-Yds	INT	PD	F/R																										
2022	1-1-2	1-5-2	1-0-2	0	1	0/0																										
CAR	19-10-29	3-0-5	1-0-2	1	5	0/0																										
Car. Highs:	Tackles: 4	TFL: 1.0	Sacks: 1.0	INT: 1	PD: 2																											
SLB		#29 Khalid (kuh-LID) Duke 6-4, 246, Jr.-3L Atlanta, Ga. (Riverside Military Academy)	<ul style="list-style-type: none">LAST GAME: 3 tackles vs. Missouri (9/10/22)Was injured in the Nevada game last year and missed the remainder of the season.Tallied sacks in each of the first 2 games of 2021.	<table><tr><th>Year</th><th>U-A-T</th><th>TFL-Yds.</th><th>Sk-Yds</th><th>INT</th><th>PD</th><th>F/R</th></tr><tr><td>2022</td><td>4-0-4</td><td>0-0-0</td><td>0-0-0</td><td>0</td><td>0</td><td>0/0</td></tr><tr><td>CAR</td><td>29-14-43</td><td>8-0-44</td><td>5-0-35</td><td>0</td><td>1</td><td>0/1</td></tr><tr><td>Car. Highs:</td><td>Tackles: 9</td><td>TFL: 2.0</td><td>Sacks: 1.0</td><td>PD: 1</td><td></td><td></td></tr></table>	Year	U-A-T	TFL-Yds.	Sk-Yds	INT	PD	F/R	2022	4-0-4	0-0-0	0-0-0	0	0	0/0	CAR	29-14-43	8-0-44	5-0-35	0	1	0/1	Car. Highs:	Tackles: 9	TFL: 2.0	Sacks: 1.0	PD: 1		
	Year	U-A-T	TFL-Yds.	Sk-Yds	INT	PD	F/R																									
2022	4-0-4	0-0-0	0-0-0	0	0	0/0																										
CAR	29-14-43	8-0-44	5-0-35	0	1	0/1																										
Car. Highs:	Tackles: 9	TFL: 2.0	Sacks: 1.0	PD: 1																												
	#32 Desmond Purnell 5-11, 214, Fr.-RS Topeka, Kan. (Hayden)	<ul style="list-style-type: none">LAST GAME: Played vs. Missouri (9/10/22); No statsScored an a 17-yd blkd punt return against South Dakota.Originally came in as a safety but moved to LB during K-State's switch to the 3-3-5.	<table><tr><th>Year</th><th>U-A-T</th><th>TFL-Yds.</th><th>Sk-Yds</th><th>INT</th><th>PD</th><th>F/R</th></tr><tr><td>2022</td><td>1-2-3</td><td>0-5-0</td><td>0-0-0</td><td>0</td><td>0</td><td>0/0</td></tr><tr><td>CAR</td><td>1-2-3</td><td>0-5-0</td><td>0-0-0</td><td>0</td><td>0</td><td>0/0</td></tr><tr><td>Car. Highs:</td><td>Tackles: 3</td><td>TFL: 0.5</td><td></td><td></td><td></td><td></td></tr></table>	Year	U-A-T	TFL-Yds.	Sk-Yds	INT	PD	F/R	2022	1-2-3	0-5-0	0-0-0	0	0	0/0	CAR	1-2-3	0-5-0	0-0-0	0	0	0/0	Car. Highs:	Tackles: 3	TFL: 0.5					
Year	U-A-T	TFL-Yds.	Sk-Yds	INT	PD	F/R																										
2022	1-2-3	0-5-0	0-0-0	0	0	0/0																										
CAR	1-2-3	0-5-0	0-0-0	0	0	0/0																										
Car. Highs:	Tackles: 3	TFL: 0.5																														
MLB		#22 Daniel Green 6-3, 242, Sr.-3L Portland, Ore. (Madison)	<ul style="list-style-type: none">LAST GAME: 7 tackles, 1.0 TFL, INT vs. Missouri (9/10/22)Picked off his first-career pass against Missouri.A Preseason All-Big 12 pick who earned honorable mention accolades from the coaches last year.	<table><tr><th>Year</th><th>U-A-T</th><th>TFL-Yds.</th><th>Sk-Yds</th><th>INT</th><th>PD</th><th>F/R</th></tr><tr><td>2022</td><td>7-1-8</td><td>1-0-1</td><td>0-0-0</td><td>1</td><td>1</td><td>0/0</td></tr><tr><td>CAR</td><td>121-48-169</td><td>26-0-91</td><td>7-5-37</td><td>1</td><td>6</td><td>1/3</td></tr><tr><td>Car. Highs:</td><td>Tackles: 13</td><td>TFL: 3.0</td><td>Sacks: 1.5</td><td>PD: 1</td><td>FF: 1</td><td>FR: 1</td></tr></table>	Year	U-A-T	TFL-Yds.	Sk-Yds	INT	PD	F/R	2022	7-1-8	1-0-1	0-0-0	1	1	0/0	CAR	121-48-169	26-0-91	7-5-37	1	6	1/3	Car. Highs:	Tackles: 13	TFL: 3.0	Sacks: 1.5	PD: 1	FF: 1	FR: 1
	Year	U-A-T	TFL-Yds.	Sk-Yds	INT	PD	F/R																									
2022	7-1-8	1-0-1	0-0-0	1	1	0/0																										
CAR	121-48-169	26-0-91	7-5-37	1	6	1/3																										
Car. Highs:	Tackles: 13	TFL: 3.0	Sacks: 1.5	PD: 1	FF: 1	FR: 1																										
	#52 Nick Allen 6-0, 220, Sr.-3L Overland Park, Kan. (Blue Valley SW)	<ul style="list-style-type: none">LAST GAME: INT vs. Missouri (9/10/22)Tallied an INT vs. Missouri, the first of his career.Returning from an injury sustained in the final regular-season game of 2021 at Texas.	<table><tr><th>Year</th><th>U-A-T</th><th>TFL-Yds.</th><th>Sk-Yds</th><th>INT</th><th>PD</th><th>F/R</th></tr><tr><td>2022</td><td>1-0-1</td><td>0-0-0</td><td>0-0-0</td><td>1</td><td>1</td><td>0/0</td></tr><tr><td>CAR</td><td>22-4-26</td><td>0-5-1</td><td>0-0-0</td><td>1</td><td>2</td><td>0/0</td></tr><tr><td>Car. Highs:</td><td>Tackles: 10</td><td>TFL: 0.5</td><td>PD: 1</td><td>INT: 1</td><td>FR: 1</td><td></td></tr></table>	Year	U-A-T	TFL-Yds.	Sk-Yds	INT	PD	F/R	2022	1-0-1	0-0-0	0-0-0	1	1	0/0	CAR	22-4-26	0-5-1	0-0-0	1	2	0/0	Car. Highs:	Tackles: 10	TFL: 0.5	PD: 1	INT: 1	FR: 1		
Year	U-A-T	TFL-Yds.	Sk-Yds	INT	PD	F/R																										
2022	1-0-1	0-0-0	0-0-0	1	1	0/0																										
CAR	22-4-26	0-5-1	0-0-0	1	2	0/0																										
Car. Highs:	Tackles: 10	TFL: 0.5	PD: 1	INT: 1	FR: 1																											
WLB		#41 Austin Moore 6-1, 217, Jr.-2L Louisburg, Kan. (Louisburg)	<ul style="list-style-type: none">LAST GAME: 6 tackles, 2.0 TFLs vs. Missouri (9/3/22)Leads team in tackles after starting the first 2 games of 2022, and has started 3 career games.A two-time First Team Academic All-Big 12 performer.	<table><tr><th>Year</th><th>U-A-T</th><th>TFL-Yds.</th><th>Sk-Yds</th><th>INT</th><th>PD</th><th>F/R</th></tr><tr><td>2022</td><td>7-4-11</td><td>2-5-3</td><td>0-0-0</td><td>0</td><td>0</td><td>0/0</td></tr><tr><td>CAR</td><td>22-11-33</td><td>5-5-7</td><td>0-0-0</td><td>0</td><td>0</td><td>0/0</td></tr><tr><td>Car. Highs:</td><td>Tackles: 6</td><td>TFL: 2.0</td><td></td><td></td><td></td><td></td></tr></table>	Year	U-A-T	TFL-Yds.	Sk-Yds	INT	PD	F/R	2022	7-4-11	2-5-3	0-0-0	0	0	0/0	CAR	22-11-33	5-5-7	0-0-0	0	0	0/0	Car. Highs:	Tackles: 6	TFL: 2.0				
	Year	U-A-T	TFL-Yds.	Sk-Yds	INT	PD	F/R																									
2022	7-4-11	2-5-3	0-0-0	0	0	0/0																										
CAR	22-11-33	5-5-7	0-0-0	0	0	0/0																										
Car. Highs:	Tackles: 6	TFL: 2.0																														
	#31 Jake Clifton OR #27 Gavin Forsha (for-SHAY)	<ul style="list-style-type: none">CLIFTON'S LAST GAME: 4 tackles vs. South Dakota (9/3/22)FORSHA'S LAST GAME: Played vs. Missouri (9/10/22); No statsCLIFTON: Viewed as the 85th-best outside LB for the Class of 2022 by ESPN.	<table><tr><th>Year</th><th>U-A-T</th><th>TFL-Yds.</th><th>Sk-Yds</th><th>INT</th><th>PD</th><th>F/R</th></tr><tr><td>2022</td><td>4-0-4</td><td>0-0-0</td><td>0-0-0</td><td>0</td><td>0</td><td>0/0</td></tr><tr><td>CAR</td><td>4-0-4</td><td>0-0-0</td><td>0-0-0</td><td>0</td><td>0</td><td>0/0</td></tr><tr><td>Car. Highs:</td><td>Tackles: 4</td><td></td><td></td><td></td><td></td><td></td></tr></table>	Year	U-A-T	TFL-Yds.	Sk-Yds	INT	PD	F/R	2022	4-0-4	0-0-0	0-0-0	0	0	0/0	CAR	4-0-4	0-0-0	0-0-0	0	0	0/0	Car. Highs:	Tackles: 4						
Year	U-A-T	TFL-Yds.	Sk-Yds	INT	PD	F/R																										
2022	4-0-4	0-0-0	0-0-0	0	0	0/0																										
CAR	4-0-4	0-0-0	0-0-0	0	0	0/0																										
Car. Highs:	Tackles: 4																															
CB		#23 Julius Brents 6-4, 202, Sr.-1L Indianapolis, Ind. (Univ. of Iowa)	<ul style="list-style-type: none">LAST GAME: 4 tackles vs. Missouri (9/10/22)A Preseason All-Big 12 pick who is on the watch list for the Jim Thorpe Award.Started all 13 games last year after transferring in from Iowa.	<table><tr><th>Year</th><th>U-A-T</th><th>TFL-Yds.</th><th>Sk-Yds</th><th>INT</th><th>PD</th><th>F/R</th></tr><tr><td>2022</td><td>7-0-7</td><td>0-0-0</td><td>0-0-0</td><td>0</td><td>0</td><td>0/0</td></tr><tr><td>CAR</td><td>57-16-73</td><td>3-0-5</td><td>0-0-0</td><td>2</td><td>8</td><td>0/0</td></tr><tr><td>Car. Highs:</td><td>Tackles: 8</td><td>TFL: 1.0</td><td>INT: 1</td><td>PD: 3</td><td></td><td>2018-20 and lower</td></tr></table>	Year	U-A-T	TFL-Yds.	Sk-Yds	INT	PD	F/R	2022	7-0-7	0-0-0	0-0-0	0	0	0/0	CAR	57-16-73	3-0-5	0-0-0	2	8	0/0	Car. Highs:	Tackles: 8	TFL: 1.0	INT: 1	PD: 3		2018-20 and lower
	Year	U-A-T	TFL-Yds.	Sk-Yds	INT	PD	F/R																									
2022	7-0-7	0-0-0	0-0-0	0	0	0/0																										
CAR	57-16-73	3-0-5	0-0-0	2	8	0/0																										
Car. Highs:	Tackles: 8	TFL: 1.0	INT: 1	PD: 3		2018-20 and lower																										
	#4 Omar Daniels 6-0, 178, Fr.-RS Moultrie, Ga. (Colquitt County)	<ul style="list-style-type: none">LAST GAME: 1 tackle vs. Missouri (9/10/22)Played in K-State's win over LSU in the Texas Bowl as he held on to his redshirt.Viewed as the 76th-best cornerback in the Class of 2021 by ESPN and No. 86 by 247Sports.	<table><tr><th>Year</th><th>U-A-T</th><th>TFL-Yds.</th><th>Sk-Yds</th><th>INT</th><th>PD</th><th>F/R</th></tr><tr><td>2022</td><td>1-0-1</td><td>0-0-0</td><td>0-0-0</td><td>0</td><td>0</td><td>0/0</td></tr><tr><td>CAR</td><td>2-0-2</td><td>0-0-0</td><td>0-0-0</td><td>0</td><td>0</td><td>0/0</td></tr><tr><td>Car. Highs:</td><td>Tackles: 1</td><td></td><td></td><td></td><td></td><td></td></tr></table>	Year	U-A-T	TFL-Yds.	Sk-Yds	INT	PD	F/R	2022	1-0-1	0-0-0	0-0-0	0	0	0/0	CAR	2-0-2	0-0-0	0-0-0	0	0	0/0	Car. Highs:	Tackles: 1						
Year	U-A-T	TFL-Yds.	Sk-Yds	INT	PD	F/R																										
2022	1-0-1	0-0-0	0-0-0	0	0	0/0																										
CAR	2-0-2	0-0-0	0-0-0	0	0	0/0																										
Car. Highs:	Tackles: 1																															
SS		#2 Kobe Savage 5-11, 206, Jr.-TR Paris, Texas (Tyler JC)	<ul style="list-style-type: none">LAST GAME: 3 tackles, INT vs. Missouri (9/10/22)Viewed as the 38th-best overall CC prospect and 5th-best CC safety by ESPN.Earned NJCAA All-America honors in 2021 when he racked up 70 tackles.	<table><tr><th>Year</th><th>U-A-T</th><th>TFL-Yds.</th><th>Sk-Yds</th><th>INT</th><th>PD</th><th>F/R</th></tr><tr><td>2022</td><td>4-1-5</td><td>1-0-4</td><td>0-0-0</td><td>1</td><td>1</td><td>0/0</td></tr><tr><td>CAR</td><td>4-1-5</td><td>1-0-4</td><td>0-0-0</td><td>0</td><td>0</td><td>0/0</td></tr><tr><td>Car. Highs:</td><td>Tackles: 3</td><td>TFL: 1.0</td><td>INT: 1</td><td>PD: 1</td><td></td><td></td></tr></table>	Year	U-A-T	TFL-Yds.	Sk-Yds	INT	PD	F/R	2022	4-1-5	1-0-4	0-0-0	1	1	0/0	CAR	4-1-5	1-0-4	0-0-0	0	0	0/0	Car. Highs:	Tackles: 3	TFL: 1.0	INT: 1	PD: 1		
	Year	U-A-T	TFL-Yds.	Sk-Yds	INT	PD	F/R																									
2022	4-1-5	1-0-4	0-0-0	1	1	0/0																										
CAR	4-1-5	1-0-4	0-0-0	0	0	0/0																										
Car. Highs:	Tackles: 3	TFL: 1.0	INT: 1	PD: 1																												
	#7 TJ Smith 5-10, 190, So.-1L Powder Springs, Ga. (McEachern)	<ul style="list-style-type: none">LAST GAME: 1 tackle, PD vs. Missouri (9/10/22)A 7-game starter a year ago who ranked 8th on the team in tackles.Bookended the regular season with picks vs. both Stanford and Texas.	<table><tr><th>Year</th><th>U-A-T</th><th>TFL-Yds.</th><th>Sk-Yds</th><th>INT</th><th>PD</th><th>F/R</th></tr><tr><td>2022</td><td>0-1-1</td><td>0-0-0</td><td>0-0-0</td><td>0</td><td>1</td><td>0/0</td></tr><tr><td>CAR</td><td>34-13-47</td><td>0-0-0</td><td>0-0-0</td><td>2</td><td>5</td><td>0/1</td></tr><tr><td>Car. Highs:</td><td>Tackles: 7</td><td>INT: 1</td><td>PD: 1</td><td></td><td></td><td></td></tr></table>	Year	U-A-T	TFL-Yds.	Sk-Yds	INT	PD	F/R	2022	0-1-1	0-0-0	0-0-0	0	1	0/0	CAR	34-13-47	0-0-0	0-0-0	2	5	0/1	Car. Highs:	Tackles: 7	INT: 1	PD: 1				
Year	U-A-T	TFL-Yds.	Sk-Yds	INT	PD	F/R																										
2022	0-1-1	0-0-0	0-0-0	0	1	0/0																										
CAR	34-13-47	0-0-0	0-0-0	2	5	0/1																										
Car. Highs:	Tackles: 7	INT: 1	PD: 1																													
JACK OR		#21 Drake Cheatum 5-10, 191, Sr.-TR Mesquite, Texas (Prairie View A&M)	<ul style="list-style-type: none">LAST GAME: 2 tackles vs. Missouri (9/10/22)Playing in his 5th season of college football after transferring in from Prairie View A&M.Earned 2021 HBCU All-America accolades.	<table><tr><th>Year</th><th>U-A-T</th><th>TFL-Yds.</th><th>Sk-Yds</th><th>INT</th><th>PD</th><th>F/R</th></tr><tr><td>2022</td><td>2-1-3</td><td>0-0-0</td><td>0-0-0</td><td>0</td><td>1</td><td>0/0</td></tr><tr><td>CAR</td><td>121-99-220</td><td>9-5-31</td><td>0-0-0</td><td>9</td><td>24</td><td>0/1</td></tr><tr><td>Car. Highs:</td><td>Tackles: 14</td><td>TFL: 1.5</td><td>INT: 2</td><td>PD: 3</td><td>FR: 1</td><td></td></tr></table>	Year	U-A-T	TFL-Yds.	Sk-Yds	INT	PD	F/R	2022	2-1-3	0-0-0	0-0-0	0	1	0/0	CAR	121-99-220	9-5-31	0-0-0	9	24	0/1	Car. Highs:	Tackles: 14	TFL: 1.5	INT: 2	PD: 3	FR: 1	
	Year	U-A-T	TFL-Yds.	Sk-Yds	INT	PD	F/R																									
2022	2-1-3	0-0-0	0-0-0	0	1	0/0																										
CAR	121-99-220	9-5-31	0-0-0	9	24	0/1																										
Car. Highs:	Tackles: 14	TFL: 1.5	INT: 2	PD: 3	FR: 1																											
	#9 Cincere (sin-SEER) Mason 6-0, 215, Sr.-1L Atlanta, Ga. (Kennesaw State)	<ul style="list-style-type: none">LAST GAME: 1 tackle, INT, PD vs. Missouri (9/10/22)Returning for a 6th season after sustaining a season-ending injury last year vs. West Virginia.A transfer from Kennesaw State prior to the 2021 season.	<table><tr><th>Year</th><th>U-A-T</th><th>TFL-Yds.</th><th>Sk-Yds</th><th>INT</th><th>PD</th><th>F/R</th></tr><tr><td>2022</td><td>3-0-3</td><td>0-0-0</td><td>0-0-0</td><td>2</td><td>3</td><td>0/0</td></tr><tr><td>CAR</td><td>69-32-101</td><td>7-0-19</td><td>0-0-0</td><td>7</td><td>19</td><td>1/3</td></tr><tr><td>Car. Highs:</td><td>Tackles: 7</td><td>TFL: 1.5</td><td>INT: 1</td><td>PD: 3</td><td>FF: 1</td><td>FR: 1</td></tr></table>	Year	U-A-T	TFL-Yds.	Sk-Yds	INT	PD	F/R	2022	3-0-3	0-0-0	0-0-0	2	3	0/0	CAR	69-32-101	7-0-19	0-0-0	7	19	1/3	Car. Highs:	Tackles: 7	TFL: 1.5	INT: 1	PD: 3	FF: 1	FR: 1	
Year	U-A-T	TFL-Yds.	Sk-Yds	INT	PD	F/R																										
2022	3-0-3	0-0-0	0-0-0	2	3	0/0																										
CAR	69-32-101	7-0-19	0-0-0	7	19	1/3																										
Car. Highs:	Tackles: 7	TFL: 1.5	INT: 1	PD: 3	FF: 1	FR: 1																										
FS		#1 Josh Hayes 6-0, 189, Sr.-TR Lakeland, Fla. (Univ. of Virginia)	<ul style="list-style-type: none">LAST GAME: 4 tackles, 2.0 TFLs vs. Missouri (9/10/21)Transferred to K-State after playing at Virginia (2021) and North Dakota State (2017-20).Spent the 2017 and 2018 seasons at NDSU playing under Chris Klieman and Joe Klanderman.	<table><tr><th>Year</th><th>U-A-T</th><th>TFL-Yds.</th><th>Sk-Yds</th><th>INT</th><th>PD</th><th>F/R</th></tr><tr><td>2021</td><td>3-1-4</td><td>2-0-7</td><td>0-0-0</td><td>0</td><td>0</td><td>0/0</td></tr><tr><td>CAR</td><td>86-51-137</td><td>5-5-11</td><td>0-0-0</td><td>2</td><td>21</td><td>2/0</td></tr><tr><td>Car. Highs:</td><td>Tackles: 9</td><td>TFL: 2.0</td><td>INT: 1</td><td>PD: 3</td><td>FR: 1</td><td></td></tr></table>	Year	U-A-T	TFL-Yds.	Sk-Yds	INT	PD	F/R	2021	3-1-4	2-0-7	0-0-0	0	0	0/0	CAR	86-51-137	5-5-11	0-0-0	2	21	2/0	Car. Highs:	Tackles: 9	TFL: 2.0	INT: 1	PD: 3	FR: 1	
	Year	U-A-T	TFL-Yds.	Sk-Yds	INT	PD	F/R																									
2021	3-1-4	2-0-7	0-0-0	0	0	0/0																										
CAR	86-51-137	5-5-11	0-0-0	2	21	2/0																										
Car. Highs:	Tackles: 9	TFL: 2.0	INT: 1	PD: 3	FR: 1																											
	#19 VJ Payne 6-3, 192, Fr.-HS Gainesville, Ga. (Buford)	<ul style="list-style-type: none">LAST GAME: Played vs. Missouri (9/10/22); No statsFirst true FR Wildcat to start a season opener since 2006 when he started vs. South Dakota.Rated as a linebacker by 247Sports, which placed him at No. 80 in the Class of 2022.	<table><tr><th>Year</th><th>U-A-T</th><th>TFL-Yds.</th><th>Sk-Yds</th><th>INT</th><th>PD</th><th>F/R</th></tr><tr><td>2022</td><td>0-0-0</td><td>0-0-0</td><td>0-0-0</td><td>0</td><td>0</td><td>0/0</td></tr><tr><td>CAR</td><td>0-0-0</td><td>0-0-0</td><td>0-0-0</td><td>0</td><td>0</td><td>0/0</td></tr><tr><td>Car. Highs:</td><td></td><td></td><td></td><td></td><td></td><td></td></tr></table>	Year	U-A-T	TFL-Yds.	Sk-Yds	INT	PD	F/R	2022	0-0-0	0-0-0	0-0-0	0	0	0/0	CAR	0-0-0	0-0-0	0-0-0	0	0	0/0	Car. Highs:							
Year	U-A-T	TFL-Yds.	Sk-Yds	INT	PD	F/R																										
2022	0-0-0	0-0-0	0-0-0	0	0	0/0																										
CAR	0-0-0	0-0-0	0-0-0	0	0	0/0																										
Car. Highs:																																
CB		#25 Ekow Boye-Doe (ECK-oh BOY-doe) 6-0, 171, Sr.-3L Lawrence, Kan. (Lawrence)	<ul style="list-style-type: none">LAST GAME: 1 tackle vs. Missouri (9/10/22)Has started 23 career games, including all 13 a year ago.Was only targeted on 40 pass attempts in 2021.	<table><tr><th>Year</th><th>U-A-T</th><th>TFL-Yds.</th><th>Sk-Yds</th><th>INT</th><th>PD</th><th>F/R</th></tr><tr><td>2022</td><td>4-0-4</td><td>0-0-0</td><td>0-0-0</td><td>0</td><td>0</td><td>0/0</td></tr><tr><td>CAR</td><td>38-14-52</td><td>3-0-5</td><td>0-0-0</td><td>0</td><td>9</td><td>0/0</td></tr><tr><td>Car. Highs:</td><td>Tackles: 5</td><td>TFL: 1.0</td><td>PD: 2</td><td></td><td></td><td></td></tr></table>	Year	U-A-T	TFL-Yds.	Sk-Yds	INT	PD	F/R	2022	4-0-4	0-0-0	0-0-0	0	0	0/0	CAR	38-14-52	3-0-5	0-0-0	0	9	0/0	Car. Highs:	Tackles: 5	TFL: 1.0	PD: 2			
	Year	U-A-T	TFL-Yds.	Sk-Yds	INT	PD	F/R																									
2022	4-0-4	0-0-0	0-0-0	0	0	0/0																										
CAR	38-14-52	3-0-5	0-0-0	0	9	0/0																										
Car. Highs:	Tackles: 5	TFL: 1.0	PD: 2																													
	#0 Jordan Wright OR #10 Jacob Parrish	<ul style="list-style-type: none">WRIGHT'S LAST GAME: Played vs. South Dakota (9/3/22); No statsPARRISH'S LAST GAME: Played vs. Missouri (9/10/22); No statsWRIGHT: Earned all-region during the 2021 season at Fullerton College.	<table><tr><th>Year</th><th>U-A-T</th><th>TFL-Yds.</th><th>Sk-Yds</th><th>INT</th><th>PD</th><th>F/R</th></tr><tr><td>2022</td><td>1-0-1</td><td>0-0-0</td><td>0-0-0</td><td>0</td><td>0</td><td>0/0</td></tr><tr><td>CAR</td><td>1-0-1</td><td>0-0-0</td><td>0-0-0</td><td>0</td><td>0</td><td>0/0</td></tr><tr><td>Car. Highs:</td><td>Tackles: 1</td><td></td><td></td><td></td><td></td><td></td></tr></table>	Year	U-A-T	TFL-Yds.	Sk-Yds	INT	PD	F/R	2022	1-0-1	0-0-0	0-0-0	0	0	0/0	CAR	1-0-1	0-0-0	0-0-0	0	0	0/0	Car. Highs:	Tackles: 1						
Year	U-A-T	TFL-Yds.	Sk-Yds	INT	PD	F/R																										
2022	1-0-1	0-0-0	0-0-0	0	0	0/0																										
CAR	1-0-1	0-0-0	0-0-0	0	0	0/0																										
Car. Highs:	Tackles: 1																															



FG		#17 Chris Tennant 6-5, 220, So.-1L Shawnee, Kan. (Mill Valley)	<ul style="list-style-type: none">• LAST GAME AT PK: 2-for-3 FG, 4-for-5 XP vs. Missouri (9/10/22)• Took over place kicking duties over the final 5 regular-season games.• The first K-State true FR to make a FG since 2001 (Joe Rheem).	<table><tr><th>YEAR</th><th>FGM-A</th><th>Pct.</th><th>LG</th><th>XPM-A</th><th>Pct.</th></tr><tr><td>2022</td><td>2-4</td><td>50.0</td><td>0</td><td>8-10</td><td>80.0</td></tr><tr><td>CAR</td><td>7-12</td><td>58.3</td><td>51</td><td>24-26</td><td>92.3</td></tr><tr><td colspan="6">Car. Highs: FG: 2; XP: 5</td></tr></table>	YEAR	FGM-A	Pct.	LG	XPM-A	Pct.	2022	2-4	50.0	0	8-10	80.0	CAR	7-12	58.3	51	24-26	92.3	Car. Highs: FG: 2; XP: 5					
	YEAR	FGM-A	Pct.	LG	XPM-A	Pct.																						
2022	2-4	50.0	0	8-10	80.0																							
CAR	7-12	58.3	51	24-26	92.3																							
Car. Highs: FG: 2; XP: 5																												
	#8 Ty Zentner 6-2, 200, Sr.-2L Topeka, Kan. (Butler CC)	<ul style="list-style-type: none">• LAST GAME AT PK: 0-for-1 FG, 6-for-6 XP vs. LSU (1/4/22)• Made all 6 XP but missed a 54-yd attempt in the Texas Bowl last year vs. LSU.• Rated the best junior college kicker in the Class of 2019 by ESPN.	<table><tr><th>YEAR</th><th>FGM-A</th><th>Pct.</th><th>LG</th><th>XPM-A</th><th>Pct.</th></tr><tr><td>2022</td><td>0-0</td><td>0.0</td><td>0</td><td>0-0</td><td>0.0</td></tr><tr><td>CAR</td><td>0-1</td><td>0.0</td><td>0</td><td>6-6</td><td>100.0</td></tr><tr><td colspan="6">Car. Highs: XP: 6</td></tr></table>	YEAR	FGM-A	Pct.	LG	XPM-A	Pct.	2022	0-0	0.0	0	0-0	0.0	CAR	0-1	0.0	0	6-6	100.0	Car. Highs: XP: 6						
YEAR	FGM-A	Pct.	LG	XPM-A	Pct.																							
2022	0-0	0.0	0	0-0	0.0																							
CAR	0-1	0.0	0	6-6	100.0																							
Car. Highs: XP: 6																												
HLD		#43 Jack Blumer 6-3, 203, Sr.-2L Marysville, Kan. (Marysville)	<ul style="list-style-type: none">• Has held for all FG and PAT attempts since the beginning of 2021.																									
		#8 Ty Zentner 6-2, 200, Sr.-2L Topeka, Kan. (Butler CC)	<ul style="list-style-type: none">• Has not held during his time at K-State.																									
SNP		#42 Randen Plattner 6-3, 233, Sr.-3L Parkville, Mo. (Park Hill)	<ul style="list-style-type: none">• Has served as the primary long snapper on both field goals/extra points and punts each of the last 2 seasons.• On the watch list for the Patrick Mannelly Award, which goes to the nation's top long snapper.• A three-time First Team Academic All-Big 12 honoree.	<table><tr><th>Year</th><th>Games</th></tr><tr><td>2022</td><td>2</td></tr><tr><td>CAR</td><td>37</td></tr></table>	Year	Games	2022	2	CAR	37																		
	Year	Games																										
2022	2																											
CAR	37																											
	#45 Mason Olguin 6-0, 230, So.-TR Edmond, Okla. (Dodge City CC)	<ul style="list-style-type: none">• Came to K-State after playing the 2021 season at Dodge City CC.• Rated the No. 1 available transfer long snapper by Kohl's Snapping.																										
P		#8 Ty Zentner 6-2, 200, Sr.-2L Topeka, Kan. (Butler CC)	<ul style="list-style-type: none">• LAST GAME PUNTING: 4 punts, 54.2-yd avg, 2 in20 vs. Missouri (9/10/22)• A member of the 2022 Ray Guy Award watch list and was an All-Big 12 pick in 2021.• Would rank 4th in school history in career avg if he had 2 more attempts to qualify.	<table><tr><th>Year</th><th>Punts</th><th>Yds.</th><th>Avg</th><th>LG</th><th>I20</th></tr><tr><td>2022</td><td>8</td><td>388</td><td>48.5</td><td>66</td><td>3</td></tr><tr><td>CAR</td><td>75</td><td>3,227</td><td>43.0</td><td>66</td><td>33</td></tr><tr><td colspan="6">Car. Highs: Punts: 6; Avg: 55.7; in20: 4</td></tr></table>	Year	Punts	Yds.	Avg	LG	I20	2022	8	388	48.5	66	3	CAR	75	3,227	43.0	66	33	Car. Highs: Punts: 6; Avg: 55.7; in20: 4					
	Year	Punts	Yds.	Avg	LG	I20																						
2022	8	388	48.5	66	3																							
CAR	75	3,227	43.0	66	33																							
Car. Highs: Punts: 6; Avg: 55.7; in20: 4																												
	#43 Jack Blumer 6-3, 203, Sr.-2L Marysville, Kan. (Marysville)	<ul style="list-style-type: none">• LAST GAME PUNTING: 1 punt, 45 yds, 1 in20 vs. LSU (1/4/22)• Shared punting duties throughout the 2020 season.• Forced 14 fair catches on 24 attempts in 2020.	<table><tr><th>Year</th><th>Punts</th><th>Yds.</th><th>Avg</th><th>LG</th><th>I20</th></tr><tr><td>2021</td><td>1</td><td>45</td><td>45.0</td><td>45</td><td>1</td></tr><tr><td>CAR</td><td>25</td><td>982</td><td>39.3</td><td>54</td><td>4</td></tr><tr><td colspan="6">Car. Highs: Punts: 3; Avg: 44.7; in20: 1</td></tr></table>	Year	Punts	Yds.	Avg	LG	I20	2021	1	45	45.0	45	1	CAR	25	982	39.3	54	4	Car. Highs: Punts: 3; Avg: 44.7; in20: 1						
Year	Punts	Yds.	Avg	LG	I20																							
2021	1	45	45.0	45	1																							
CAR	25	982	39.3	54	4																							
Car. Highs: Punts: 3; Avg: 44.7; in20: 1																												
KO		#8 Ty Zentner 6-2, 200, Sr.-2L Topeka, Kan. (Butler CC)	<ul style="list-style-type: none">• LAST GAME AT KO: 8 KO, 61.2-yd avg, 2 TB vs. Missouri (9/10/22)• Has served as the primary kickoff man since 2020.• Totaled 36 touchbacks on his 67 kickoffs (53.7%) in 2021, the most by a Wildcat since 2004.	<table><tr><th>Year</th><th>No.</th><th>Yards</th><th>Avg.</th><th>TB</th></tr><tr><td>2022</td><td>14</td><td>874</td><td>62.4</td><td>7</td></tr><tr><td>CAR</td><td>149</td><td>9,089</td><td>61.0</td><td>87</td></tr><tr><td colspan="5">Car. Highs: KO: 9; Avg: 65.0; TB: 6</td></tr></table>	Year	No.	Yards	Avg.	TB	2022	14	874	62.4	7	CAR	149	9,089	61.0	87	Car. Highs: KO: 9; Avg: 65.0; TB: 6								
	Year	No.	Yards	Avg.	TB																							
2022	14	874	62.4	7																								
CAR	149	9,089	61.0	87																								
Car. Highs: KO: 9; Avg: 65.0; TB: 6																												
	#17 Chris Tennant 6-5, 220, So.-1L Shawnee, Kan. (Mill Valley)	<ul style="list-style-type: none">• LAST GAME AT KO: 1 KO, 10.0-yd avg vs. Iowa State (10/16/21)• Attempted an on-side kick last season vs. Iowa State.	<table><tr><th>Year</th><th>No.</th><th>Yards</th><th>Avg.</th><th>TB</th></tr><tr><td>2021</td><td>1</td><td>10</td><td>10.0</td><td>0</td></tr><tr><td>CAR</td><td>1</td><td>10</td><td>10.0</td><td>0</td></tr><tr><td colspan="5">Car. Highs: KO: 1; Avg: 10.0</td></tr></table>	Year	No.	Yards	Avg.	TB	2021	1	10	10.0	0	CAR	1	10	10.0	0	Car. Highs: KO: 1; Avg: 10.0									
Year	No.	Yards	Avg.	TB																								
2021	1	10	10.0	0																								
CAR	1	10	10.0	0																								
Car. Highs: KO: 1; Avg: 10.0																												
KOR		#4 Malik Knowles 6-3, 200, Sr.-3L Mansfield, Texas (Lake Ridge)	<ul style="list-style-type: none">• LAST GAME RETURNING: 1 ret, 20 yds vs. Missouri (9/10/22)• A 2021 All-American at KR who is tied for 4th in K-State history in KOR TDs and 6th in avg and yds.• Ranks 2nd nationally among active players in career KOR TDs and is 3rd in avg.	<table><tr><th>Year</th><th>Ret.</th><th>Yds.</th><th>Avg</th><th>TD</th><th>LG</th></tr><tr><td>2022</td><td>1</td><td>20</td><td>20.0</td><td>0</td><td>20</td></tr><tr><td>CAR</td><td>39</td><td>1,119</td><td>28.7</td><td>3</td><td>100</td></tr><tr><td colspan="6">Car. Highs: Ret: 5; Yds: 134; TD: 1</td></tr></table>	Year	Ret.	Yds.	Avg	TD	LG	2022	1	20	20.0	0	20	CAR	39	1,119	28.7	3	100	Car. Highs: Ret: 5; Yds: 134; TD: 1					
	Year	Ret.	Yds.	Avg	TD	LG																						
2022	1	20	20.0	0	20																							
CAR	39	1,119	28.7	3	100																							
Car. Highs: Ret: 5; Yds: 134; TD: 1																												
	#8 Phillip Brooks 5-7, 169, Jr.-2L Lee's Summit, Mo. (Lee's Summit West)	<ul style="list-style-type: none">• LAST GAME RETURNING: 2 rets, 24 yds at Texas (11/26/21)• Had best season as a KR in 2019, averaging 22.7 yds on 12 returns.	<table><tr><th>Year</th><th>Ret.</th><th>Yds.</th><th>Avg</th><th>TD</th><th>LG</th></tr><tr><td>2021</td><td>4</td><td>62</td><td>15.5</td><td>0</td><td>31</td></tr><tr><td>CAR</td><td>27</td><td>540</td><td>20.0</td><td>0</td><td>44</td></tr><tr><td colspan="6">Car. Highs: Ret: 4; Yds: 76</td></tr></table>	Year	Ret.	Yds.	Avg	TD	LG	2021	4	62	15.5	0	31	CAR	27	540	20.0	0	44	Car. Highs: Ret: 4; Yds: 76						
Year	Ret.	Yds.	Avg	TD	LG																							
2021	4	62	15.5	0	31																							
CAR	27	540	20.0	0	44																							
Car. Highs: Ret: 4; Yds: 76																												
PR		#8 Phillip Brooks 5-7, 169, Jr.-2L Lee's Summit, Mo. (Lee's Summit West)	<ul style="list-style-type: none">• LAST GAME RETURNING: 1 ret, 76 yds, TD vs. Missouri (9/10/22)• Returned a punt 76 yds for a TD vs. Missouri, the by a Wildcat since 2018.• Ranks 1st nationally among active players in career PR TDs and PR avg.	<table><tr><th>Year</th><th>Ret.</th><th>Yds.</th><th>Avg</th><th>TD</th><th>LG</th></tr><tr><td>2022</td><td>1</td><td>76</td><td>76.0</td><td>1</td><td>76</td></tr><tr><td>CAR</td><td>31</td><td>549</td><td>17.7</td><td>4</td><td>76</td></tr><tr><td colspan="6">Car. Highs: Ret: 5; Yds: 134; TD: 1</td></tr></table>	Year	Ret.	Yds.	Avg	TD	LG	2022	1	76	76.0	1	76	CAR	31	549	17.7	4	76	Car. Highs: Ret: 5; Yds: 134; TD: 1					
	Year	Ret.	Yds.	Avg	TD	LG																						
2022	1	76	76.0	1	76																							
CAR	31	549	17.7	4	76																							
Car. Highs: Ret: 5; Yds: 134; TD: 1																												
	#4 Malik Knowles 6-3, 200, Sr.-3L Mansfield, Texas (Lake Ridge)	<ul style="list-style-type: none">• Has not returned a punt during his time at K-State.																										

IN-SEASON BIRTHDAYS

Several Wildcats celebrate their birthdays during the 2022 regular season. Below is a list of those players and coaches in addition to the game days for reference.

AUGUST

22 – Jake Clifton (2003)
22 – Jalen Klemm (2003)
26 – DJ Giddens (2003)
28 – Cartez Crook-Jones (1999)

SEPTEMBER

3 – SOUTH DAKOTA
5 – Jackson Smith (2001)
5 – Leyton Simmering (2003)
10 – MISSOURI
12 – Jake Huggins (1998)
14 – Konner Fox (2000)
15 – Erik Pizarro (2000)
17 – TULANE
19 – Collin Klein

19 – Phillip Brooks (1999)

19 – Mason Olguin (2001)

23 – TJ Smith (2001)

24 – AT OKLAHOMA STATE

24 – Will Howard (2001)

25 – Gabe Hoover (2000)

27 – Chris Klieman

29 – Kade Warner (1998)

OCTOBER

1 – TEXAS TECH

1 – Jaylen Carter (2001)

1 – Christian Moore (2001)

8 – AT IOWA STATE

9 – Jadon Jackson (2000)

20 – Hayden Gillum (1999)

22 – AT TCU

26 – Jaius Kennedy (2001)

28 – KT Leveston (1999)

28 – Ozzie Hoffer (2002)

29 – OKLAHOMA STATE

NOVEMBER

2 – Deuce Vaughn (2001)

4 – Ekow Boye-Doe (1999)

5 – TEXAS

5 – Nick Allen (1999)

8 – Buddy Wyatt

12 – BAYLOR

14 – Nickendre Stiger (2001)

14 – Andrew Leingang (2002)

14 – Evan Cantu (2003)

16 – Adryan Lara (2003)

19 – AT WEST VIRGINIA

19 – Witt Mitchum (2001)

20 – Joe Hall III (2003)

23 – Gavin Meyers (2003)

24 – Omar Daniels (2002)

26 – KANSAS

29 – Titus Tuiasosopo (2001)

29 – Donovan Riemann (2003)

30 – Garrett Oakley (2003)



DEUCE VAUGHN

5-6 • 176 • Jr.-2L • Round Rock, Texas • Cedar Ridge

• Ranks 5th nationally and tops in the Big 12 through 2 games of 2022 with 135.5 rushing yds per game, while he is 19th in the nation in both rushing TDs (3) and all-purpose yds (138.5).

• Has scored a rushing TD in 9-straight games, the 5th-longest streak in school history and longest by a Wildcat since current offensive coordinator and then-quarterback **Collin Klein** rushed for at least one score in each of the final 12 games of the 2012 season.

• Has totaled 8-straight games with 100 rushing yards dating back to last season, the second-longest streak in school history (Darren Sproles, 10 games, 10/5/02-8/23/03).

• Ranks first nationally among all active non-kickers in career points per game (8.2), a full point per game better than the player in 2nd place (Mohamed Ibrahim, Minnesota)... Also ranks 2nd among active players in career all-purpose yards per game (134.80), 4th in rushing yards per carry (5.8), 5th total TDs scored (34), 8th in rushing yards per game (92.7) and 8th rushing touchdowns (28).

• Ranks first nationally among active running backs over the 2020 through 2022 seasons with 908 receiving yards.

• Ranks 2nd nationally among active players over the 2020 and 2022 seasons with 129.0 scrimmage yards per game.

• Ranks 3rd in Big 12 history in scrimmage (rushing plus receiving) yards per touch (6.8), just behind Oklahoma's Kennedy Brooks (7.0) and Texas' Vince Young (6.9).

• Tied for 9th all-time among Big 12 running backs with 6 receiving TDs.

• Ranked in the top 10 in school history in 9 career categories, which can be found on page 50.

• Ranks 8th in school history with 2,317 career rushing yards, while he is tied for 6th with 28 rushing TDs.

• Has two of the seven 100-yard receiving games by a running back/fullback in school history.

• Trying to become the first player in school history – and 10th in Big 12 history – with 2,000 rushing yards and 1,000 receiving yards in a career... Would be just the second player in Big 12 history to accomplish the feat prior to the end of his junior year (Taurean Henderson, Texas Tech).

• Ranks 2nd in receiving yards (904) and third in receptions (75) among running backs/fullbacks in K-State history.

• Entered the school's top-10 list in career all-purpose yards during the South Dakota game, a mark that now stands at 3,370 to rank 7th.

• The only player in school history to reach 3,000 all-purpose yards prior to the end of his sophomore year.

• Is 8 points shy of entering the school's career top-10 list.

• Was the 5th fastest player in school history to 1,000 career rushing yards (183rd attempt).

• Was the 11th player in school history to be named a Consensus All-American when he earned the nod in 2021.

• Earned 2021 First Team All-America honors as an all-purpose player from the Associated Press and as an athlete from *Sporting News*.

• One of five finalists for the 2021 Earl Campbell Tyler Rose Award and one of 10 semifinalists for the 2021 Doak Walker Award.

• Named the 2021 Big 12 Offensive Player of the Year by Pro Football Focus.

• One of three players in the nation in 2021 with 1,000 rushing yards and 400 receiving yards.

• Ranked fourth nationally with 22 total touchdowns last year, while he was fifth in points per game (10.2), sixth in all-purpose yards per game (144.0), eighth in rushing touchdowns (18), and ninth in both total rushing yards (1,404) and rushing yards per game (108.0).

• Ranked 10th nationally in 2021 in total points scored (132) but fourth among non-kickers.

• Tied for fifth in the nation but second among Power 5 players with 59 touches that went for 10 or more yards, as 20.8% of his 284 touches went for at least 10 yards.

• Voted a team captain for the 2022 season.

VAUGHN'S 2022 HONORS

★ First Team Preseason All-American (Associated Press, Athlon, ESPN, Phil Steele, Pro Football Focus, Sports Illustrated, 247Sports)

★ Maxwell Award watch list

★ Walter Camp Player of the Year Award watch list

★ Doak Walker Award watch list

★ Earl Campbell Tyler Rose Award watch list

★ Preseason All-Big 12 (media)

VAUGHN'S GAME-BY-GAME RUSHING

Date	Opponent	No	Yds	TD	LG
9/12/20	ARKANSAS STATE	12	47	1	19
9/26/20	at Oklahoma*	8	35	1	28
10/3/20	TEXAS TECH*	16	113	1	22
10/10/20	at TCU	14	43	0	10
10/24/20	KANSAS*	11	71	1	24
10/31/20	at West Virginia*	9	22	0	7
11/7/20	OKLAHOMA STATE	17	40	0	10
11/21/20	at Iowa State*	7	44	0	23
11/28/20	at Baylor*	19	102	1	38
12/5/20	TEXAS*	10	125	2	31
9/4/21	vs. Stanford*	13	124	1	59
9/11/21	SOUTHERN ILLINOIS*	26	120	3	16
9/18/21	NEVADA*	23	127	1	14
9/25/21	at Oklahoma State*	13	22	0	7
10/2/21	OKLAHOMA*	15	51	0	13
10/16/21	IOWA STATE*	18	99	0	22
10/23/21	at Texas Tech*	15	52	2	12
10/30/21	TCU*	20	109	2	42
11/6/21	at Kansas*	11	162	3	80
11/13/21	WEST VIRGINIA*	25	121	1	38
11/20/21	BAYLOR*	11	128	1	65
11/25/21	at Texas*	24	143	1	20
1/4/22	vs. LSU*	21	146	3	48
9/3/22	SOUTH DAKOTA*	18	126	1	39
9/10/22	MISSOURI*	24	145	2	29

* denotes game started; **Bold Italics** denotes career high

VAUGHN'S GAME-BY-GAME RECEIVING

Date	Opponent	No	Yds	TD	LG
9/12/20	ARKANSAS STATE	1	24	0	24
9/26/20	at Oklahoma*	4	129	0	77
10/3/20	TEXAS TECH*	3	81	1	70
10/10/20	at TCU	1	45	0	45
10/24/20	KANSAS*	4	81	0	36
10/31/20	at West Virginia*	2	1	0	5
11/7/20	OKLAHOMA STATE	1	5	0	5
11/21/20	at Iowa State*	2	4	0	6
11/28/20	at Baylor*	3	19	1	8
12/5/20	TEXAS*	4	45	0	20
9/4/21	vs. Stanford*	2	12	0	6
9/11/21	SOUTHERN ILLINOIS*	2	1	0	5
9/18/21	NEVADA*	1	16	0	16
9/25/21	at Oklahoma State*	5	73	1	55
10/2/21	OKLAHOMA*	10	104	1	33
10/16/21	IOWA STATE*	3	28	0	19
10/23/21	at Texas Tech*	7	68	1	26
10/30/21	TCU*	2	49	0	41
11/6/21	at Kansas*	6	70	0	23
11/13/21	WEST VIRGINIA*	2	6	0	13
11/20/21	BAYLOR*	5	37	0	13
11/25/21	at Texas*	2	7	0	8
1/4/22	vs. LSU*	2	-3	1	2
9/3/22	SOUTH DAKOTA*	1	2	0	2
9/10/22	MISSOURI*	1	4	0	4

* denotes game started; **Bold Italics** denotes career high

VAUGHN'S CAREER RUSHING STATS

YEAR	G/S	NO	YDS	AVG	TD	LG
2020	10/7	123	642	5.2	7	38
2021	13/13	235	1,404	6.0	18	80
2022	2/2	42	271	6.5	3	39
TOTAL	25/22	400	2,317	5.8	28	80

VAUGHN'S CAREER RECEIVING STATS

YEAR	G/S	NO	YDS	AVG	TD	LG
2020	10/7	25	434	17.4	2	77
2021	13/13	49	468	9.6	4	55
2022	2/2	2	6	3.0	0	4
TOTAL	25/22	76	908	11.9	6	77



FELIX ANUDIKE-UZOMAH

6-4 • 225 • Jr.-2L • Kansas City, Mo. (Lee's Summit)



- Ranks first nationally among active players in forced fumbles per game (0.35), while he is 6th in sacks per game (0.68).
- Also ranks 18th in the nation among active players with 0.90 tackles for loss per game.
- Sits 2 forced fumbles shy of tying the school's career record and one away from entering the top 5.
- Is 5.0 sacks away from entering K-State's career top-10 list.
- One of the top defensive players in the nation in 2021 who earned Third Team All-America honors from Phil Steele and was a First Team All-Big 12 performer by both the league's coaches and Associated Press.
- Also earned votes for 2021 Big 12 Defensive Player of the Year from the coaches.
- Tied for the national lead in forced fumbles per game (0.46) in 2021, while he ranked 11th nationally and second in the Big 12 in sacks per game (0.85).
- Ranked 2nd in the nation last year among sophomores in sacks to Alabama's Will Anderson Jr.
- His 11.0 total sacks in 2021 tied for 5th in school history overall and tied for 2nd by a sophomore.
- His 6 total forced fumbles a year ago tied the school record.
- Finished 4th on the team in 2021 with 52 tackles, including 14.5 tackles for loss to rank second on the team, as 27.9% of his total stops resulted in a loss.
- Tied a school record with 4.0 sacks against TCU last year, a mark that was originally set by Chris Johnson at Missouri in 2000.
- Had 2.0 sacks against TCU taken away due to fumbles that were recovered on K-State's side of the original line of scrimmage... If he had finished with 6.0 sacks, it would have tied the FBS single-game record.
- Had sacks on 3-straight defensive snaps against TCU, the final 2 plays of the first half and the first defensive play of the second half.
- Also posted a career-high 8 tackles against the Horned Frogs, bettering his previous career high of 7 set earlier in the season at Oklahoma State.
- Was named the Walter Camp National Defensive Player of the Week, Bednarik Award Player of the Week following his outing against the Horned Frogs.
- Tallied 2 forced fumbles against the Horned Frogs, a feat he also accomplished against Southern Illinois.
- One of only 3 players in the nation to have 2 forced fumbles in 2 different games during the 2021 season.
- Had 3.0 sacks against Southern Illinois as he was the first player in school history to have 3.0-sack games twice in one season.
- Tallied a safety at Texas Tech by tackling a running back in the end zone, the Wildcats' first safety via a tackle in the end zone since 2005.
- His safety against the Red Raiders came with K-State trailing, 24-10, and gave the Wildcats life in a game in which they came back to win, 25-24, and vaulted them to their four-game winning streak.

ANUDIKE-UZOMAH'S GAME-BY-GAME STATS

Date	Opponent	UA-AT-TT	TFL	SACK	INT	PD	F/R
10/10/20	at TCU	2-0-2	0.0-0	0.0-0	0	0	0/0
10/24/20	KANSAS	1-0-1	1.0-7	1.0-7	0	0	0/0
9/4/21	vs. Stanford*	1-0-1	0.0-0	0.0-0	0	0	0/0
9/11/21	S. ILLINOIS*	5-0-5	3.0-14	3.0-14	0	0	2/0
9/18/21	NEVADA*	1-1-2	0.0-0	0.0-0	0	0	0/0
9/25/21	at Oklahoma St.*	3-4-7	1.0-2	1.0-2	0	0	0/0
10/2/21	OKLAHOMA*	2-2-4	1.0-4	1.0-4	0	0	0/0
10/16/21	IOWA STATE*	4-1-5	0.5-0	0.0-0	0	0	0/0
10/23/21	at Texas Tech*	3-2-5	2.0-11	1.0-8	0	0	0/0
10/30/21	TCU*	8-0-8	4.0-20	4.0-20	0	0	2/0
11/6/21	at Kansas*	1-1-2	1.5-4	1.0-4	0	0	1/0
11/13/21	WEST VIRGINIA*	2-1-3	1.0-2	0.0-0	0	0	1/0
11/20/21	BAYLOR*	3-2-5	0.5-1	0.0-0	0	0	0/0
11/25/21	at Texas*	3-0-3	0.0-0	0.0-0	0	0	0/0
1/4/22	vs. LSU*	1-1-2	0.0-0	0.0-0	0	0	0/0
9/3/22	SOUTH DAKOTA*	3-0-3	2.0-8	1.0-4	0	0	1/0
9/10/22	MISSOURI*	2-1-3	0.5-1	0.5-1	0	0	0/0

Bold Italics denotes career high

ANUDIKE-UZOMAH'S CAREER STATS

Year	G/S	UA-AT-TT	TFL	SACK	INT	PD	F/R
2020	5/0	3-0-3	1.0-7	1.0-7	0	0	0/0
2021	13/13	37-15-52	14.5-58	11.0-52	0	0	6/0
2022	2/2	5-1-6	2.5-9	1.5-5	0	0	1/0
TOTAL	20/15	45-16-61	18.0-74	13.5-64	0	0	7/0

ANUDIKE-UZOMAH'S 2022 HONORS

- ★ Bronko Nagurski Trophy watch list
- ★ Chuck Bednarik Award watch list
- ★ Lombardi Award watch list
- ★ Second Team Preseason All-American (Athlon, 247Sports)
- ★ Third Team Preseason All-American (Phil Steele, PFF)
- ★ Preseason All-Big 12 (media)



MALIK KNOWLES

6-3 • 200 • Sr.-3L • Mansfield, Texas • Lake Ridge

- On the watch lists for the 2022 Paul Hornung Award and 2022 Senior Bowl.
- Currently tied for 4th in school history in kickoff-return touchdowns (3), ranked 4th in kickoff-return average (28.7) and yards (1,099), and 8th in kickoff-return attempts (40).
- Also tied for 8th in TD receptions (12), while he is one of 34 players in school history with 1,000 career receiving yards (1,182) and one of 33 players with 2,000 or more career all-purpose yards (2,652).
- Tied for 2nd nationally among active players in career kickoff-return touchdowns, 3rd in kickoff-return average and tied for 11th in non-offensive touchdowns.
- Took a jet sweep on the first offensive play of the 2022 season 75 yards for a touchdown... The score that came 10 seconds into the game was the fastest in school history.
 - It was the second 75-yard touchdown run of his career, the other being at Baylor in 2020, and tied for the 12th-longest run in school history.
- One of just two players in school history with touchdowns of at least 70 yards on a run (2020 at Baylor – 75 yards), catch (2020 at Texas – 70 yards) and kickoff return (three times) in a career, joining Brandon Banks (2008-09).
- Played in every game with 11 starts at wide receiver last year in addition to being one of the top kickoff-return men in the nation.
- Finished second nationally with two kickoff-return touchdowns last year, while his 33.1-yard average ranked fourth in the country as he earned Second Team All-America honors from Phil Steele.
 - A First Team All-Big 12 kick returner from the league's coaches, which marked the 15th time in the 26-year existence of the Big 12 – and the eighth time in the last nine years – that a Wildcat was a First Team All-Big 12 returner.
 - Also earned Second Team All-Big 12 honors as an all-purpose player from the Associated Press, was an Honorable Mention All-Big 12 pick by the coaches as a wide receiver and earned votes for Big 12 Special Teams Player of the Year accolades.

KNOWLES' GAME-BY-GAME RECEIVING

Date	Opponent	No	Yds	TD	LG
10/27/18	at Oklahoma	3	25	0	14
11/3/18	at TCU	2	19	1	21
11/17/18	TEXAS TECH*	5	56	1	18
8/31/19	NICHOLLS*	3	26	0	10
9/7/19	BOWLING GREEN*	5	99	2	34
9/14/19	at Mississippi State*	1	12	0	12
10/5/19	BAYLOR*	1	5	0	5
10/19/19	TCU	3	48	0	33
10/26/19	OKLAHOMA	2	34	0	23
11/2/19	at Kansas	1	7	0	7
11/9/19	at Texas	3	94	1	70
11/16/19	WEST VIRGINIA*	3	25	0	14
12/31/19	vs. Navy*	5	47	0	14
9/12/20	ARKANSAS STATE*	1	27	0	27
10/3/20	TEXAS TECH*	1	7	0	7
10/24/20	KANSAS*	1	8	0	8
10/31/20	at West Virginia	1	35	1	35
11/7/20	OKLAHOMA STATE*	2	16	0	18
11/28/20	at Baylor*	1	16	0	16
12/5/20	TEXAS*	6	95	2	29
9/4/21	vs. Stanford*	2	13	0	10
9/11/21	SOUTHERN ILLINOIS*	4	112	0	50
9/25/21	at Oklahoma State*	3	26	0	12
10/2/21	OKLAHOMA*	5	21	0	16
10/16/21	IOWA STATE*	3	46	1	20
10/23/21	at Texas Tech*	1	8	0	8
10/30/21	TCU*	3	21	0	15
11/6/21	at Kansas*	3	94	1	68
11/20/21	BAYLOR*	1	48	0	48
11/25/21	at Texas	1	10	0	10
1/4/22	vs. LSU*	3	42	2	25
9/3/22	SOUTH DAKOTA*	3	14	4.7	7
9/10/22	MISSOURI*	2	26	0	18

* denotes game started; **Bold Italics** denotes career high

KNOWLES' GAME-BY-GAME RUSHING

Date	Opponent	No	Yds	TD	LG
9/7/19	BOWLING GREEN*	1	12	0	12
9/14/19	at Mississippi State*	2	12	0	7
11/23/19	TEXAS TECH*	3	44	0	23
12/31/19	vs. Navy*	1	2	0	2
9/26/20	at Oklahoma*	1	3	0	3
11/28/20	at Baylor*	2	81	1	75
12/5/20	TEXAS*	3	16	0	8
9/4/21	vs. Stanford*	2	35	0	30
9/11/21	SOUTHERN ILLINOIS*	1	4	0	4
9/18/21	NEVADA*	1	6	0	6
9/25/21	at Oklahoma State*	1	0	0	0
10/2/21	OKLAHOMA*	1	16	0	16
10/23/21	at Texas Tech*	2	16	0	12
11/6/21	at Kansas*	2	14	0	12
11/13/21	WEST VIRGINIA	1	2	0	2
11/20/21	BAYLOR*	1	-4	0	0
11/25/21	at Texas	2	13	0	13
1/4/22	vs. LSU*	1	4	0	4
9/3/22	SOUTH DAKOTA*	1	75	1	75

* denotes game started; **Bold Italics** denotes career high

KNOWLES' GAME-BY-GAME KOR

Date	Opponent	No	Yds	TD	LG
11/3/18	at TCU	1	12	0	12
8/31/19	NICHOLLS	1	27	0	27
9/14/19	at Mississippi State	3	124	1	100
10/19/19	TCU	1	19	0	19
12/31/19	vs. Navy	1	52	0	52
9/12/20	ARKANSAS STATE	3	55	0	26
10/3/20	TEXAS TECH	2	35	0	18
10/31/20	at West Virginia	5	104	0	46
11/28/20	at Baylor	1	9	0	9
9/11/21	SOUTHERN ILLINOIS	1	17	0	17
9/25/21	at Oklahoma State	3	124	1	99
10/2/21	OKLAHOMA	3	134	1	93
10/16/21	IOWA STATE	3	85	0	32
10/23/21	at Texas Tech	3	67	0	26
10/30/21	TCU	2	41	0	24
11/13/21	WEST VIRGINIA	2	78	0	64
11/25/21	at Texas	2	80	0	41
1/4/22	vs. LSU	1	36	0	36
9/10/22	MISSOURI	1	20	0	20

Bold Italics denotes career high

KNOWLES' CAREER RECEIVING STATS

YEAR	G/S	NO	YDS	AVG	TD	LG
2018	4/1	10	100	10.0	2	21
2019	11/8	27	397	14.7	3	70
2020	9/9	13	204	15.7	3	35
2021	13/11	29	441	15.2	4	68
2022	2/2	5	40	8.0	0	18
TOTAL	39/31	84	1,182	14.1	12	70

KNOWLES' CAREER RUSHING STATS

YEAR	G/S	NO	YDS	AVG	TD	LG
2019	11/8	7	70	10.0	0	23
2020	9/9	6	100	16.7	1	75
2021	13/11	15	106	7.1	0	30
2022	2/2	1	75	75.0	1	75
TOTAL	39/31	29	351	12.1	2	75

KNOWLES' CAREER KOR STATS

Year	G	No	Yds	Avg	TD	Lg
2018	4	1	12	12.0	0	12
2019	11	6	222	37.0	1	100
2020	9	11	203	18.5	0	46
2021	13	20	662	33.1	2	99
2022	2	1	20	20.0	0	20
TOTAL	39	39	1,119	28.7	3	100




JADON JACKSON
WR • 6-1 • 195 • Jr.-TR
Centeron, Ark. • Univ. of Mississippi

- Transferred to K-State after spending the last 3 seasons at Ole Miss.
- Played in 22 games with 4 starts for the Rebels over 3 years, including 3 starts last season.
- Rated the 50th-best WR prospect in the nation for the Class of 2019 by Rivals after being a three-time all-state selection.

JACKSON'S GAME-BY-GAME STATS

Date	Opponent	No	Yds	TD	LG
9/28/19	at Alabama	1	28	1	28
10/5/19	VANDERBILT	1	28	0	28
11/2/19	at Auburn	1	6	0	6
11/9/19	NEW MEXICO STATE	2	25	0	15
12/19/20	at LSU	1	4	0	4
1/2/21	vs. Indiana*	4	38	0	21
10/2/21	at Alabama*	4	30	0	17
10/23/21	LSU*	1	12	0	12

2019-21 Seasons at Mississippi

* denotes game started; **Bold Italics** denotes career high

JACKSON'S CAREER STATS

Year	G/S	No	Yds	Avg	TD	Lg
2019*	9/0	5	87	17.4	1	28
2020*	4/1	5	42	8.4	0	21
2021*	9/3	5	42	8.4	0	17
TOTAL	22/4	15	171	11.4	1	28

* at Mississippi



KEENAN GARBER
WR • 6-0 • 177 • Jr.-2L
Lawrence, Kan. • Free State

- Has played in 21 career games, including 12 last season.
- Had a career-long catch of 54 yds vs. Oklahoma.
- Played in one game in 2019 as a true FR, preserving his redshirt.
- High school teammate with current Wildcat fullback **Jax Dineen**.

GARBER'S GAME-BY-GAME RECEIVING

Date	Opponent	No	Yds	TD	LG
10/24/20	KANSAS	1	9	0	9
11/21/20	at Iowa State	1	1	0	1
9/11/21	SOUTHERN ILLINOIS	1	5	0	5
10/2/21	OKLAHOMA	1	54	0	54
11/6/21	at Kansas	2	13	0	7

Bold Italics denotes career high

GARBER'S GAME-BY-GAME RUSHING

Date	Opponent	No	Yds	TD	LG
11/7/20	OKLAHOMA STATE	1	4	0	4
11/21/20	at Iowa State	1	-2	0	0
9/25/21	at Oklahoma State	1	4	0	4


Bold Italics denotes career high

GARBER'S CAREER RECEIVING STATS

YEAR	G/S	NO	YDS	AVG	TD	LG
2020	6/0	2	10	5.0	0	9
2021	12/0	4	72	18.0	0	54
TOTAL	21/0	6	82	13.7	0	54

GARBER'S CAREER RUSHING STATS

YEAR	G/S	NO	YDS	AVG	TD	LG
2020	6/0	2	2	1.0	0	4
2021	12/0	1	4	4.0	0	4
TOTAL	21/0	3	6	2.0	0	4



JOSH HAYES
S • 6-0 • 189 • Sr.-TR
Lakeland, Fla. • Univ. of Virginia

- Primarily a cornerback throughout his college career who is switching to safety.
- Started his first game as a Wildcat vs. Missouri, coming up with a career-high 2.0 TFLs.
- Transferred to K-State after playing in 3 games – and preserving his redshirt – in 2021 at Virginia.
- Played the 2017-21 seasons at North Dakota State, the first two under then-head coach **Chris Klieman** and defensive backs coach – now K-State defensive coordinator – **Joe Klanderman**.
- Won national championships at NDSU in 2017, 2018 and 2019.

HAYES' GAME-BY-GAME STATS

Date	Opponent	UA-AT-TT	TFL	SACK	INT	PD	F/R
9/2/17	MISS. VALLEY ST.	0-2-2	0.0-0	0.0-0	0	1	0/0
9/23/17	ROBERT MORRIS	1-0-1	0.0-0	0.0-0	0	0	0/0
10/7/17	at Indiana State	2-0-2	0.0-0	0.0-0	0	0	0/0
11/11/17	SOUTH DAKOTA	2-0-2	0.0-0	0.0-0	0	1	0/0
12/2/17	SAN DIEGO	0-3-3	0.0-0	0.0-0	0	0	0/0
12/15/17	SAM HOUSTON ST.	2-0-2	0.0-0	0.0-0	0	1	0/0
1/6/18	vs. James Madison*	3-0-3	0.0-0	0.0-0	0	0	1/0
9/1/18	CAL POLY	1-2-3	0.0-0	0.0-0	0	0	0/0
9/22/18	DELAWARE	0-2-2	0.0-0	0.0-0	0	0	0/0
10/6/18	at Northern Iowa	5-1-6	0.0-0	0.0-0	0	0	0/0
10/13/18	at Western Illinois	5-1-6	0.0-0	0.0-0	0	0	0/0
10/20/18	ILLINOIS STATE	1-0-1	0.0-0	0.0-0	0	0	0/0
10/27/18	at South Dakota	1-0-1	0.0-0	0.0-0	0	0	0/0
11/3/18	YOUNGSTOWN ST.*	4-0-4	0.0-0	0.0-0	0	1	0/0
11/17/18	S. ILLINOIS	0-1-1	0.0-0	0.0-0	0	0	0/0
12/8/18	COLGATE	0-0-0	0.0-0	0.0-0	0	1	0/0
12/14/18	SOUTH DAKOTA ST.	2-0-2	0.0-0	0.0-0	0	0	0/0
1/5/19	vs. E. Washington	1-1-2	1.0-1	0.0-0	0	1	0/0
8/31/19	vs. Butler*	4-1-5	0.0-0	0.0-0	0	2	0/0
9/7/19	NORTH DAKOTA*	2-3-5	0.0-0	0.0-0	0	0	0/0
9/14/19	at Delaware*	2-1-3	0.0-0	0.0-0	0	0	0/0
9/21/19	UC DAVIS*	4-5-9	0.5-1	0.0-0	0	2	0/0
10/5/19	at Illinois State*	0-0-0	0.0-0	0.0-0	0	1	0/0
10/12/19	NORTHERN IOWA*	4-2-6	0.0-0	0.0-0	0	3	1/0
10/19/19	MISSOURI STATE*	1-0-1	0.0-0	0.0-0	0	0	0/0
10/26/19	at South Dakota St.*	6-0-6	0.0-0	0.0-0	1	2	0/0
11/2/19	at Youngstown St.*	2-1-3	0.0-0	0.0-0	0	0	0/0
11/9/19	WESTERN ILLINOIS*	2-1-3	0.0-0	0.0-0	1	1	0/0
11/16/19	SOUTH DAKOTA*	2-0-2	0.0-0	0.0-0	0	0	0/0
11/23/19	at Southern Illinois*	2-1-3	0.0-0	0.0-0	0	0	0/0
12/7/19	NICHOLLS*	3-2-5	0.0-0	0.0-0	0	0	0/0
12/14/19	ILLINOIS STATE*	0-1-1	0.0-0	0.0-0	0	0	0/0
1/11/20	vs. James Madison*	5-2-7	1.5-5	0.0-0	0	1	0/0
10/3/20	C. ARKANSAS*	0-1-1	0.0-0	0.0-0	0	0	0/0
2/21/21	YOUNGSTOWN ST.*	2-3-5	0.0-0	0.0-0	0	1	0/0
2/27/21	at Southern Illinois*	3-4-7	0.0-0	0.0-0	0	1	0/0
3/6/21	at Missouri State*	3-1-4	0.0-0	0.0-0	0	1	0/0
3/13/21	ILLINOIS STATE*	4-3-7	0.0-0	0.0-0	0	0	0/0
3/20/21	NORTH DAKOTA*	1-5-6	0.5-1	0.0-0	0	0	0/0

10/9/21	at Louisville	1-0-1	0.0-0	0.0-0	0	0	0/0
9/10/22	MISSOURI*	3-1-4	2.0-7	0.0-0	0	0	0/0

2017-20 Seasons at North Dakota State; 2021 Season at Virginia

* denotes game started; **Bold Italics** denotes career high

HAYES' CAREER STATS

Year	G/S	UA-AT-TT	TFL	SACK	INT	PD	F/R
2017*	15/1	10-5-15	0.0-0	0.0-0	0	3	1/0
2018*	15/2	20-8-28	1.0-1	0.0-0	0	3	0/0
2019*	16/16	39-20-59	2.0-2	0.0-0	2	12	1/0
2020*	6/6	13-17-30	0.5-1	0.0-0	0	3	0/0
2021*	3/0	1-0-1	0.0-0	0.0-0	0	0	0/0
2022	1/1	3-1-4	2.0-7	0.0-0	0	0	0/0
TOTAL	56/26	86-51-137	5.5-11	0.0-0	2	21	2/0

* at North Dakota State | ^ at Virginia



KOBE SAVAGE
S • 5-11 • 206 • Jr.-TR
Paris, Texas • Tyler JC

- A big-hitting safety who transferred from Tyler JC prior to 2022 spring practices.
- Carded his first-career INT against Missouri.
- Viewed as the 38th-best overall community-college prospect and 5th-best community-college safety by ESPN.
- Played 2 seasons at Tyler, including the 2021 campaign when he earned Second Team NUCAA All-America honors.
- Totaled 100 tackles, 2.0 TFLs, 6 INTs and 4 pass breakups during his career, which included a 70-tackle campaign as a sophomore last year.

SAVAGE'S GAME-BY-GAME STATS

Date	Opponent	UA-AT-TT	TFL	SACK	INT	PD	F/R
9/3/22	SOUTH DAKOTA*	2-0-2	1.0-4	0.0-0	0	0	0/0
9/10/22	MISSOURI*	2-1-3	0.0-0	0.0-0	1	1	0/0

* denotes game started; **Bold Italics** denotes career high

SAVAGE'S CAREER STATS

Year	G/S	UA-AT-TT	TFL	SACK	INT	PD	F/R
2022	2/2	4-1-5	1.0-4	0.0-0	1	1	0/0
TOTAL	2/2	4-1-5	1.0-4	0.0-0	1	1	0/0



RJ GARCIA II
WR • 6-0 • 172 • Fr.-RS
Land O'Lakes, Fla. • Berkeley Prep

- A young WR who got his feet wet by playing in 3 games last year as he preserved his redshirt.
- Concluded his prep career with 1,342 yds on 71 catches with 11 TDs.
- Also played basketball at Berkeley Prep under his dad, Renaldo Garcia, who was starting guard for the Florida basketball team, helping the Gators earn their first SEC Championship in 1989.

GARCIA II'S GAME-BY-GAME RECEIVING

Date	Opponent	No	Yds	TD	LG
11/6/21	at Kansas	1	6	0	6
9/3/22	SOUTH DAKOTA	1	17	0	17

Bold Italics denotes career high



GARCIA II'S GAME-BY-GAME RUSHING

Date	Opponent	No	Yds	TD	LG
11/6/21	at Kansas	7	3	0	3
11/13/21	WEST VIRGINIA	7	-3	0	0

Bold Italics denotes career high

GARCIA II'S CAREER RECEIVING STATS

YEAR	G/S	NO	YDS	AVG	TD	LG
2021	3/0	1	6	6.0	0	6
2022	2/0	1	17	17.0	0	17
TOTAL	5/0	2	23	11.5	0	17

GARCIA II'S CAREER RUSHING STATS

YEAR	G/S	NO	YDS	AVG	TD	LG
2021	3/0	2	0	0.0	0	3
TOTAL	5/0	2	0	0.0	0	3



OMAR DANIELS

CB • 6-0 • 178 • Fr.-RS
Moultrie, Ga. • Colquitt County

- Played in last year's win over LSU in the Texas Bowl and each of the first 2 games of 2022.
- Viewed as the 76th-best cornerback in the Class of 2021 by ESPN and No. 86 by 247Sports.
- Totaled 35 tackles – including one for a loss – had 2 INTs and broke up 4 passes as a senior at Colquitt County.

DANIELS' GAME-BY-GAME STATS

Date	Opponent	UA-AT-TT	TFL	SACK	INT	PD	F/R
1/4/22	vs. LSU	7-0-7	0.0-0	0.0-0	0	0	0/0
9/10/22	MISSOURI	7-0-7	0.0-0	0.0-0	0	0	0/0

Bold Italics denotes career high

DANIELS' CAREER STATS

Year	G/S	UA-AT-TT	TFL	SACK	INT	PD	F/R
2021	1/0	1-0-1	0.0-0	0.0-0	0	0	0/0
2022	2/0	1-0-1	0.0-0	0.0-0	0	0	0/0
TOTAL	3/0	2-0-2	0.0-0	0.0-0	0	0	0/0



TJ SMITH

S • 5-10 • 190 • So.-1L
Powder Springs, Ga. • McEachern

- A 7-game starter last year who played in all 13 games, ranking 8th on the team in tackles.
- Bookended the 2021 regular season with an INT vs. Stanford – which he returned 39 yards – with one at Texas.
- Also broke up passes vs. Southern Illinois and Kansas, while he recovered a fumble vs. Baylor.
- Played in 4 games as a true FR in 2020 prior to a season-ending injury.
- A 2021 Second Team Academic All-Big 12 honoree.

SMITH'S GAME-BY-GAME STATS

Date	Opponent	UA-AT-TT	TFL	SACK	INT	PD	F/R
9/12/20	ARKANSAS STATE	1-0-1	0.0-0	0.0-0	0	0	0/0
9/26/20	at Oklahoma	1-1-2	0.0-0	0.0-0	0	0	0/0
10/3/20	TEXAS TECH	3-1-4	0.0-0	0.0-0	0	0	0/0
9/4/21	vs. Stanford*	2-0-2	0.0-0	0.0-0	1	1	0/0
9/11/21	S. ILLINOIS*	4-1-5	0.0-0	0.0-0	0	1	0/0
9/18/21	NEVADA*	2-0-2	0.0-0	0.0-0	0	0	0/0
9/25/21	at Oklahoma St.*	6-1-7	0.0-0	0.0-0	0	0	0/0
10/2/21	OKLAHOMA	2-1-3	0.0-0	0.0-0	0	0	0/0
10/16/21	IOWA STATE*	4-1-5	0.0-0	0.0-0	0	0	0/0
10/23/21	at Texas Tech*	0-1-1	0.0-0	0.0-0	0	0	0/0
10/30/21	TCU	1-0-1	0.0-0	0.0-0	0	0	0/0
11/6/21	at Kansas	1-1-2	0.0-0	0.0-0	0	1	0/0
11/13/21	WEST VIRGINIA	1-0-1	0.0-0	0.0-0	0	0	0/0
11/20/21	BAYLOR	2-1-3	0.0-0	0.0-0	0	0	0/1
11/25/21	at Texas*	4-0-4	0.0-0	0.0-0	1	1	0/0
1/4/22	vs. LSU	0-3-3	0.0-0	0.0-0	0	0	0/0
9/10/22	MISSOURI	0-1-1	0.0-0	0.0-0	0	1	0/0

Bold Italics denotes career high

SMITH'S CAREER STATS

Year	G/S	UA-AT-TT	TFL	SACK	INT	PD	F/R
2020	4/0	5-2-7	0.0-0	0.0-0	0	0	0/0
2021	13/7	29-10-39	0.0-0	0.0-0	2	4	0/1
2022	1/0	0-1-1	0.0-0	0.0-0	0	1	0/0
TOTAL	18/7	34-13-47	0.0-0	0.0-0	2	5	0/1



PHILLIP BROOKS

WR • 5-7 • 169 • Sr.-3L
Lee's Summit, Mo. • Lee's Summit West

- ★ Big 12 Special Teams Player of the Week (Missouri)

- Returned a punt 76 yds for a TD vs. Missouri, the longest return of his career and longest by a Wildcat since 2018 as he earned Big 12 Special Teams Player of the Week honors.
- Leads the nation among active players in career punt-return TDs and punt-return avg, while he is 6th in non-offensive TDs and is 8th in punt-return yds.
- Ranks 2nd in school history and tied for 5th in Big 12 history with 4 career punt-return TDs.
- Also ranks first in K-State history in career punt-return avg (17.7) and 8th in punt-return yds (549), while he is 10 punt-return attempts shy of the top 10.
- The 33rd player in school history with 2,000 career all-purpose yards and the 34th player in school history with 1,000 career receiving yards.
- Played in all 13 games with 12 starts last year, leading the team in receiving yards and ranking 2nd in receptions.
- An All-American punt returner in 2020 after putting together a 23.7-yd average, a mark that would have led the nation and be the best in school history if he had one more return to meet the NCAA required minimum.
- Set a school record with 189 punt-return yds and 2 TDs vs. Kansas.
- Had the most punt-return TDs in Big 12 history for a league game.
- His 47.25-yard avg vs. KU was the highest by any player in the nation with at least 4 attempts since at least 1996.

BROOKS' GAME-BY-GAME RECEIVING

Date	Opponent	No	Yds	TD	LG
8/31/19	NICHOLLS	3	18	0	8
9/14/19	at Mississippi State	2	5	0	7
9/28/19	at Oklahoma State	3	15	0	10
10/5/19	BAYLOR	7	69	0	18
10/26/19	OKLAHOMA	1	10	0	10
11/2/19	at Kansas	1	9	0	9
11/9/19	at Texas	2	25	0	16
11/16/19	WEST VIRGINIA	4	63	0	21

11/23/19	at Texas Tech	2	20	1	14
11/30/19	IOWA STATE*	1	19	0	19
9/12/20	ARKANSAS STATE	2	24	1	17
9/26/20	at Oklahoma	2	23	0	23
10/3/20	TEXAS TECH*	2	16	0	9
10/31/20	at West Virginia*	4	39	0	18
11/7/20	OKLAHOMA STATE	2	29	1	25
11/21/20	at Iowa State	1	22	0	22
11/28/20	at Baylor	1	3	0	3
12/5/20	TEXAS*	1	-1	0	0
9/4/21	vs. Stanford*	3	81	0	56
9/11/21	SOUTHERN ILLINOIS*	1	21	0	21
9/18/21	NEVADA*	5	28	0	12
9/25/21	at Oklahoma State	2	40	0	23
10/2/21	OKLAHOMA*	6	55	1	20
10/16/21	IOWA STATE*	3	54	1	40
10/23/21	at Texas Tech*	5	47	0	15
10/30/21	TCU*	2	41	0	37
11/13/21	WEST VIRGINIA*	5	62	0	23
11/20/21	BAYLOR*	4	33	0	18
11/25/21	at Texas*	2	9	0	11
1/4/22	vs. LSU*	5	69	0	34
9/10/22	MISSOURI*	3	57	0	28

* denotes game started; **Bold Italics** denotes career high

BROOKS' GAME-BY-GAME RUSHING

Date	Opponent	No	Yds	TD	LG
8/31/19	NICHOLLS	1	8	0	8
10/26/19	OKLAHOMA	1	-1	0	0
11/2/19	at Kansas	3	9	0	6
11/16/19	WEST VIRGINIA	1	6	0	6
12/31/19	vs. Navy	1	4	0	4
9/26/20	at Oklahoma	1	-8	0	0
10/10/20	at TCU*	1	12	0	12
11/7/20	OKLAHOMA STATE	2	14	0	12
12/5/20	TEXAS*	4	23	0	9
9/11/21	SOUTHERN ILLINOIS*	1	3	0	3
9/25/21	at Oklahoma State	1	0	0	0
11/25/21	at Texas*	1	-10	0	0
9/10/22	MISSOURI*	1	3	0	3

* denotes game started; **Bold Italics** denotes career high

BROOKS' GAME-BY-GAME PUNT RETURN

Date	Opponent	No	Yds	TD	LG
11/17/18	TEXAS TECH	1	6	0	6
8/31/19	NICHOLLS	1	9	0	9
9/7/19	BOWLING GREEN	2	0	0	0
9/14/19	at Mississippi State	2	45	0	25
11/16/19	WEST VIRGINIA	1	0	0	0
11/30/19	IOWA STATE	1	0	0	0
12/31/19	vs. Navy	1	66	1	66
9/12/20	ARKANSAS STATE	2	17	0	17
10/10/20	at TCU	2	30	0	29
10/24/20	KANSAS	4	189	2	55
10/31/20	at West Virginia	2	15	0	8
11/7/20	OKLAHOMA STATE	1	10	0	10
9/4/21	vs. Stanford	1	7	0	7
9/25/21	at Oklahoma State	1	-4	0	0
10/30/21	TCU	1	4	0	4
11/6/21	at Kansas	2	50	0	28
11/13/21	WEST VIRGINIA	1	8	0	8
11/20/21	BAYLOR	1	0	0	0
1/4/22	vs. LSU	1	19	0	19
9/10/22	MISSOURI	1	76	1	76

Bold Italics denotes career high

BROOKS' GAME-BY-GAME KICKOFF RETURN

Date	Opponent	No	Yds	TD	LG
11/10/18	KANSAS	1	12	0	12
11/17/18	TEXAS TECH	2	44	0	33
8/31/19	NICHOLLS	2	43	0	23
9/7/19	BOWLING GREEN	1	44	0	44
9/28/19	at Oklahoma State	4	76	0	24
10/26/19	OKLAHOMA	2	52	0	33
11/16/19	WEST VIRGINIA	1	11	0	11
11/23/19	at Texas Tech	1	26	0	26
12/31/19	vs. Navy	1	20	0	20
9/26/20	at Oklahoma	1	17	0	17
10/31/20	at West Virginia	2	31	0	16
11/21/20	at Iowa State	1	13	0	13
11/28/20	at Baylor	1	29	0	29
12/5/20	TEXAS	3	60	0	31



9/11/21	SOUTHERN ILLINOIS	1	31	0	31
11/6/21	at Kansas	1	7	0	7
11/25/21	at Texas	2	24	0	16

Bold Italics denotes career high

BROOKS' CAREER RECEIVING STATS

Year	G/S	No	Yds	Avg	TD	Lg
2019	12/1	26	253	9.7	1	21
2020	10/4	15	155	10.3	2	25
2021	13/12	43	543	12.6	2	56
2022	2/2	3	57	19.0	0	28
TOTAL	41/19	87	1,008	11.6	5	56

BROOKS' CAREER RUSHING STATS

Year	G/S	No	Yds	Avg	TD	Lg
2019	12/1	7	26	3.7	0	8
2020	10/4	8	41	5.1	0	12
2021	13/12	7	-7	-2.3	0	3
2022	2/2	1	3	3.0	0	3
TOTAL	41/19	19	63	3.3	0	12

BROOKS' CAREER PUNT RETURN STATS

Year	G	No	Yds	Avg	TD	Lg
2018	4	1	6	6.0	0	6
2019	12	8	120	15.0	1	66
2020	10	11	261	23.7	2	55
2021	13	10	86	8.6	0	28
2022	2	1	76	76.0	1	76
TOTAL	41	31	549	17.7	4	76

BROOKS' CAREER KICKOFF RETURN STATS

Year	G	No	Yds	Avg	TD	Lg
2018	4	3	56	18.7	0	33
2019	12	12	272	22.7	0	44
2020	10	8	150	18.8	0	31
2021	13	4	62	15.5	0	31
TOTAL	41	27	540	20.0	0	44



TY ZENTNER

P/K • 6-2 • 200 • Sr.-2L
Topeka, Kan. • Butler CC

- A 2022 Ray Guy Award watch list member who holds a career punting avg of 43.0, which ranks 3rd in school history.
- Boomed a 66-yd punt vs. Missouri, the longest of his career and longest by a Wildcat since Mark Krause vs. Iowa State in 2013 (67 yds).
- Earned Honorable Mention All-Big 12 honors last year after finishing with a 43.7-yd avg to tie for 5th in school history.
- His avg would have ranked 2nd in the Big 12 had he punted 8 more times to reach the required minimum.
- Had 16 punts last year that traveled at least 50 yds, while he only had 4 touchbacks.
- Has also served as the primary kickoff man each of the last 2 years, including 2021 when he totaled 36 touchbacks on his 67 kickoffs (53.7%), the most by a Wildcat since 2004.

ZENTNER'S GAME-BY-GAME PUNTING

Date	Opponent	No	Yds	Avg	Lg
9/12/20	ARKANSAS STATE	2	76	38.0	44
9/26/20	at Oklahoma	3	124	41.3	42
10/3/20	TEXAS TECH	2	70	35.0	37
10/10/20	at TCU	3	142	47.3	65
10/24/20	KANSAS	3	112	37.3	51
10/31/20	at West Virginia	3	117	39.0	46
11/7/20	OKLAHOMA STATE	4	150	37.5	48
11/21/20	at Iowa State	3	134	44.7	50
11/28/20	at Baylor	3	118	39.3	51
12/5/20	TEXAS	2	99	49.5	50

9/4/21	vs. Stanford	3	118	39.3	40
9/11/21	SOUTHERN ILLINOIS	2	92	46.0	48
9/18/21	NEVADA	3	106	35.3	47
9/25/21	at Oklahoma State	6	298	49.7	58
10/2/21	OKLAHOMA	1	60	60.0	60
10/16/21	IOWA STATE	3	155	51.7	59
10/23/21	at Texas Tech	3	167	55.7	63
10/30/21	TCU	3	126	42.0	51
11/6/21	at Kansas	2	62	31.0	44
11/13/21	WEST VIRGINIA	3	116	38.7	46
11/20/21	BAYLOR	4	168	42.0	52
11/25/21	at Texas	5	208	41.6	49
1/4/22	vs. LSU	1	21	21.0	21
9/3/22	SOUTH DAKOTA	5	202	40.4	49
9/10/22	MISSOURI	4	217	54.2	66

Bold Italics denotes career high

ZENTNER'S CAREER PUNTING STATS

Year	G	No	Yds	Avg	Lg	i20
2020	10	28	1,142	40.8	65	14
2021	13	39	1,697	43.5	63	16
2022	2	8	388	48.5	66	3
TOTAL	29	75	3,227	43.0	66	33



CINCERE MASON

S • 6-0 • 215 • Sr.-1L
Atlanta, Ga. • Kennesaw State Univ.

- A transfer from Kennesaw State prior to the 2021 season who has INTs in each of the first 2 games of 2022.
- The first Wildcat with picks in consecutive games since Jahron McPherson vs. Oklahoma and Texas Tech in 2020.
- Coming back from injury that saw his 2011 season end after 9 games.

MASON'S GAME-BY-GAME STATS

Date	Opponent	UA-AT-TT	TFL	SACK	INT	PD	F/R
8/30/18	at Georgia State	2-1-3	0.0-0	0.0-0	0	1	0/0
9/6/18	at Tennessee Tech	1-1-2	0.0-0	0.0-0	1	3	0/0
9/15/18	ALABAMA STATE*	1-1-2	1.5-9	0.0-0	0	0	0/0
9/29/18	SAMFORD*	0-2-2	0.0-0	0.0-0	0	0	0/0
10/6/18	PRESBYTERIAN*	2-0-2	0.0-0	0.0-0	0	0	0/0
10/27/18	at Charleston So.*	2-1-3	0.5-1	0.0-0	0	0	0/1
11/10/18	at Monmouth*	1-0-1	0.0-0	0.0-0	0	0	0/0
11/17/18	JACKSONVILLE ST.*	2-0-2	0.0-0	0.0-0	1	1	0/0
12/1/18	WOFFORD*	2-2-4	0.0-0	0.0-0	1	1	0/0
12/8/18	SOUTH DAKOTA ST.*	2-1-3	0.5-1	0.0-0	1	1	0/0
8/31/19	POINT*	3-1-4	0.0-0	0.0-0	0	0	0/0
9/7/19	at Kent State*	4-0-4	0.0-0	0.0-0	0	0	0/0
9/14/19	at Alabama State*	2-1-3	0.0-0	0.0-0	0	0	0/0
9/21/19	at Missouri State*	2-2-4	0.5-1	0.0-0	0	0	0/0
9/28/19	REINHARDT*	1-1-2	0.0-0	0.0-0	0	0	0/0
10/12/19	CHARLESTON SO.*	2-0-2	1.0-1	0.0-0	0	0	0/0
10/19/19	at Presbyterian*	2-0-2	0.0-0	0.0-0	0	1	0/0
11/2/19	MONMOUTH*	3-0-3	0.0-0	0.0-0	0	0	0/0
11/9/19	at Campbell*	4-2-6	0.0-0	0.0-0	0	0	0/0
11/16/19	at Hampton*	1-3-4	1.0-1	0.0-0	0	0	0/0
11/23/19	GARDNER-WEBB*	1-2-3	0.0-0	0.0-0	1	1	0/0
11/30/19	at Wofford*	2-0-2	0.0-0	0.0-0	0	0	0/1
11/7/19	at Weber State*	0-3-3	0.0-0	0.0-0	0	2	0/0
3/13/21	CHARLESTON SO.*	1-2-3	0.0-0	0.0-0	0	0	0/0
3/20/21	DIXIE STATE*	2-0-2	0.0-0	0.0-0	0	2	0/0
4/3/21	ROBERT MORRIS*	4-1-5	0.0-0	0.0-0	0	2	0/1
4/10/21	at Monmouth*	6-1-7	1.0-4	0.0-0	0	0	0/0
9/4/21	vs. Stanford	2-1-3	0.0-0	0.0-0	0	0	0/0
9/11/21	S. ILLINOIS	1-0-1	0.0-0	0.0-0	0	0	0/0
9/18/21	NEVADA	2-0-2	0.0-0	0.0-0	0	0	0/0
9/25/21	at Oklahoma St.	1-1-2	0.0-0	0.0-0	0	1	0/0
10/2/21	OKLAHOMA*	1-1-2	0.0-0	0.0-0	0	0	0/0
10/16/21	IOWA STATE	1-1-2	0.0-0	0.0-0	0	0	0/0
10/30/21	TCU	1-0-1	1.0-1	0.0-0	0	0	0/0
11/6/21	at Kansas	2-0-2	0.0-0	0.0-0	0	0	0/0

9/3/22	SOUTH DAKOTA	2-0-2	0.0-0	0.0-0	1	1	0/0
9/10/22	MISSOURI	1-0-1	0.0-0	0.0-0	1	2	0/0

2018-20 Seasons at Kennesaw State

* denotes game started; **Bold Italics** denotes career high

MASON'S CAREER STATS

Year	G/S	UA-AT-TT	TFL	SACK	INT	PD	F/R
2018*	12/10	15-9-24	2.5-11	0.0-0	4	7	0/1
2019*	14/14	27-15-42	2.5-3	0.0-0	1	4	1/1
2020*	5/4	13-4-17	1.0-4	0.0-0	0	4	0/1
2021	9/1	11-4-15	1.0-1	0.0-0	0	1	0/0
2022	2/0	3-0-3	0.0-0	0.0-0	2	3	0/0
TOTAL	42/29	69-32-101	7.0-19	0.0-0	7	19	1/3

* at Kennesaw State



JACOB PARRISH

CB • 5-10 • 177 • Fr.-HS
Olathe, Kan. • Olathe North

- A true FR who has played in each of the first 2 games.
- A dynamic player who played defensive back, running back and wide receiver in high school.
- Totaled 137 career tackles – including 55 as a senior – to go along with 6 INTs and 21 total passes defended as a prep.
- Older brother, Jevon, is a wrestler at Nebraska.

PARRISH'S GAME-BY-GAME STATS

Date	Opponent	UA-AT-TT	TFL	SACK	INT	PD	F/R
9/3/22	SOUTH DAKOTA	1-0-1	0.0-0	0.0-0	0	0	0/0

Bold Italics denotes career high



SHAWN ROBINSON

LB • 6-2 • 231 • Sr.-TR
Saginaw, Texas • Univ. of Missouri

- Transferred to K-State prior to 2022 spring practices, starting the spring as a safety before moving down to the linebacker level.
- K-State is his 3rd school – and he's on his 3rd position – in college as he started as a QB at TCU before transferring to Missouri.
- Believed to be the only player in FBS this year to play against 2 of his former teams.
- Played in 8 games last year at Missouri with a start vs. Tennessee.
- Saw time in 5 games in 2020, the first 2 in which he started at QB and the 3rd when he started at "fullback" (was still listed as a QB on the roster)... Moved to safety later in the year.

ROBINSON'S GAME-BY-GAME STATS

Date	Opponent	UA-AT-TT	TFL	SACK	INT	PD	F/R
9/22/17	at Texas*	1-0-1	0.0-0	0.0-0	0	0	0/0
12/19/20	at Mississippi State	2-3-5	0.5-1	0.0-0	1	2	0/0
9/4/21	CENTRAL MICHIGAN	4-1-5	1.0-7	1.0-7	0	0	0/0
9/11/21	at Kentucky*	1-1-2	0.0-0	0.0-0	0	0	0/0
9/25/21	at Boston College*	2-2-4	0.5-0	0.0-0	1	2	0/0
10/2/21	TENNESSEE*	2-1-3	0.0-0	0.0-0	0	0	0/0
10/9/21	NORTH TEXAS	3-1-4	1.0-4	0.0-0	0	0	0/0
10/16/21	TEXAS A&M	5-0-5	1.0-1	0.0-0	0	0	0/0
12/22/21	vs. Army*	2-6-8	0.0-0	0.0-0	0	0	0/0

2017-18 Seasons at TCU; 2020-21 Seasons at Missouri

* denotes game started; **Bold Italics** denotes career high



ROBINSON'S CAREER STATS

Year	G/S	UA-AT-TT	TFL	SACK	INT	PD	F/R
2018*	7/7	1-0-1	0.0-0	0.0-0	0	0	0/0
2020*	5/2	2-3-5	0.5-1	0.0-0	1	2	0/0
2021^	8/1	19-12-31	3.5-12	1.0-7	1	2	0/0
TOTAL	25/11	22-15-37	4.0-13	1.0-7	2	4	0/0

* at TCU | ^ at Missouri



ROBERT HENTZ II

NG • 6-2 • 281 • Sr.-2L
Batesville, Miss. • NW Mississippi CC

- Has seen time in 24 games over his 2-plus years at K-State after transferring in from NW Mississippi CC.
- Totaled 17 career tackles and registered his first-career TFLs last year vs. Iowa State and LSU.
- Earned 2019 NJCAA Second Team All-America, All-Region 23 and all-conference honors.
- Was regarded as the 4th-best community college DT in the Class of 2020 and the 41st-best overall community college prospect by 247Sports... Also ranked No. 8 among DTs by ESPN.

HENTZ II'S GAME-BY-GAME STATS

Date	Opponent	UA-AT-TT	TFL	SACK	INT	PD	F/R
9/12/20	ARKANSAS STATE	1-1-2	0.0-0	0.0-0	0	0	0/0
9/26/20	at Oklahoma	0-1-1	0.0-0	0.0-0	0	0	0/0
10/3/20	TEXAS TECH	1-1-2	0.0-0	0.0-0	0	0	0/0
10/10/20	at TCU	1-0-1	0.0-0	0.0-0	0	0	0/0
10/24/20	KANSAS	1-0-1	0.0-0	0.0-0	0	0	0/0
10/31/20	at West Virginia	1-0-1	0.0-0	0.0-0	0	0	0/0
11/7/20	OKLAHOMA STATE	0-1-1	0.0-0	0.0-0	0	0	0/0
11/21/20	at Iowa State	0-1-1	0.0-0	0.0-0	0	0	0/0
12/5/20	TEXAS	0-1-1	0.0-0	0.0-0	0	0	0/0
9/11/21	S. ILLINOIS	1-1-2	0.0-0	0.0-0	0	0	0/0
9/18/21	NEVADA	0-0-0	0.0-0	0.0-0	0	1	0/0
9/25/21	at Oklahoma St.	0-1-1	0.0-0	0.0-0	0	0	0/0
10/16/21	IOWA STATE	0-1-1	0.5-2	0.0-0	0	0	0/0
1/4/22	vs. LSU	1-1-2	0.5-1	0.0-0	0	0	0/0
9/10/22	MISSOURI	1-1-2	1.5-3	0.5-0	0	0	0/0

Bold Italics denotes career high

HENTZ II'S CAREER STATS

Year	G/S	UA-AT-TT	TFL	SACK	INT	PD	F/R
2020	10/0	5-6-11	0.0-0	0.0-0	0	0	0/0
2021	12/0	2-4-6	1.0-3	0.0-0	0	1	0/0
2022	2/0	1-1-2	1.5-3	0.5-0	0	0	0/0
TOTAL	24/0	8-11-19	2.5-6	0.5-0	0	1	0/0



SETH PORTER

WR • 5-8 • 170 • Sr.-3L
Friendswood, Texas • Clear Springs

- A 5th-year member of the program who has contributed on special teams throughout his career while adding production on offense.
- Has seen time in 36 career games.
- Has 2 career blocked punts, including the 2022 season opener vs. South Dakota that was returned for a TD.
- The other block was vs. Texas Tech in 2020.

PORTER'S GAME-BY-GAME RECEIVING

Date	Opponent	No	Yds	TD	LG
9/7/19	BOWLING GREEN	1	12	0	12
9/10/22	MISSOURI	1	7	0	7

Bold Italics denotes career high

PORTER'S GAME-BY-GAME RUSHING

Date	Opponent	No	Yds	TD	LG
11/7/20	OKLAHOMA STATE	1	1	0	1

PORTER'S GAME-BY-GAME PUNT RETURNS

Date	Opponent	No	Yds	TD	LG
9/7/19	BOWLING GREEN	1	8	0	8
9/14/19	at Mississippi State	1	-1	0	0
10/3/20	TEXAS TECH	1	18	0	18
9/3/22	SOUTH DAKOTA	1	12	0	12

Bold Italics denotes career high

PORTER'S GAME-BY-GAME KICKOFF RETURNS

Date	Opponent	No	Yds	TD	LG
11/7/20	OKLAHOMA STATE	1	24	0	24
10/30/21	TCU	1	0	0	0
11/13/21	WEST VIRGINIA	1	11	0	11

Bold Italics denotes career high

PORTER'S CAREER RECEIVING STATS

Year	G/S	No	Yds	Avg	TD	Lg
2019	13/0	1	12	12.0	0	12
2022	2/0	1	7	7.0	0	7
TOTAL	36/0	2	19	9.5	0	12

PORTER'S CAREER PUNT RETURN STATS

Year	G	No	Yds	Avg	TD	Lg
2019	13	2	7	3.5	0	8
2020	9	1	18	18.0	0	18
2022	1	1	12	12.0	0	12
TOTAL	36	4	37	9.3	0	18

PORTER'S CAREER KICKOFF RETURN STATS

Year	G	No	Yds	Avg	TD	Lg
2020	9	1	24	24.0	0	24
2021	12	2	11	5.5	0	11
TOTAL	36	3	35	11.7	0	24



CHRIS TENNANT

K • 6-5 • 220 • So.-1L
Shawnee, Kan. • Mill Valley

- Took over place kicking duties during the final 5 regular-season games of his true FR season of 2021.
- Was the first true TR at K-State to make a FG since 2001 (Joe Rheem)
- Connected on a 51-yd FG at Texas last year, which tied for the longest by a true FR in school history (Jamie Rheem, 1996 vs. Nebraska).
- It was tied for the 7th-longest FG by a true FR in the 2021 season.
- Viewed as the 50th-best kicker in the nation – and the tops in the state of Kansas in both categories – for the Class of 2021 by Kohl's Kicking.

TENNANT'S GAME-BY-GAME STATS

Date	Opponent	FGM-A	Sequence	XPM-A
10/30/21	TCU	1-1	(42)	4-4
11/6/21	at Kansas	0-1	24	5-5
11/13/21	WEST VIRGINIA	2-3	(32), 26, (25)	4-4
11/20/21	BAYLOR	1-2	(28), 39	1-1
11/25/21	at Texas	1-1	(51)	2-2

9/3/22	SOUTH DAKOTA	0-1	43	4-5
9/10/22	MISSOURI	2-3	(35), 31, (37)	4-5

() Indicates made FG

Bold Italics denotes career high

TENNANT'S CAREER STATS

Year	FGM-A	PCT.	1-19	20-29	30-39	40-49	50+
2021	5-8	62.5	0-0	2-4	1-2	1-1	1-1
2022	2-4	50.0	0-0	0-0	2-3	0-1	0-0
TOTAL	7-12	58.3	0-0	2-4	3-5	1-2	1-1



WILL HOWARD

QB • 6-5 • 235 • Jr.-2L
Downingtown, Pa. • Downingtown West

- Entering his 3rd year in the program having earned 10 starts over parts of the last 2 years.
- Made 3 starts last year, including the Nevada game when he totaled a career-high 2 rushing TDs, both of which came in the 4th quarter as K-State broke a 17-17 tie.
- Tallied a 71-yd TD run at Texas, the longest for a score in his career and the 2nd-longest overall (80 yards at TCU, 2020).
- Started each of the final 7 games of his true FR year of 2020, one of just 4 true FR QBs in the nation that year to make at least 7 starts.
- Set the school record for passing TDs by a FR in 2020, while his passing yardage and total offense (1,542) marks ranked 3rd.
- Ranked 5th in school history among FR in rushing yds, and he is the only QB to reach the top-5 in that category.
- Averaged 13.09 yds per completion in 2020, the 2nd-highest nationally among true FR.
- Earned his first-career start at TCU, becoming the first true FR QB in school history earn the win in his first-career road start.
- Viewed as the 13th-best pro-style QB in the Class of 2020 by 247Sports, while ESPN ranked him as the 26th-best dual-threat QB in the class.
- On the watch list for the 2022 Wuerffel Trophy and is a nominee for the 2022 AFCA Good Works Team.

HOWARD'S GAME-BY-GAME PASSING

Date	Opponent	C-A-I	Yds	TD	LG
9/12/20	ARKANSAS STATE	1-1-0	24	0	24
10/3/20	TEXAS TECH	7-12-0	173	1	70
10/10/20	at TCU*	8-19-1	117	0	45
10/24/20	KANSAS*	17-24-0	243	2	37
10/31/20	at West Virginia*	19-37-3	184	1	35
11/7/20	OKLAHOMA STATE*	10-21-1	143	1	58
11/21/20	at Iowa State*	3-9-1	32	0	29
11/28/20	at Baylor*	9-18-2	88	1	49
12/5/20	TEXAS*	16-27-2	174	2	29
9/11/21	SOUTHERN ILLINOIS	8-17-1	76	0	21
9/18/21	NEVADA*	7-10-0	123	1	68
9/25/21	at Oklahoma State*	4-12-0	50	0	23
11/6/21	at Kansas	2-3-0	18	0	11
11/25/21	at Texas*	9-13-0	65	0	14

* denotes game started; **Bold Italics** denotes career high

HOWARD'S GAME-BY-GAME RUSHING

Date	Opponent	No	Yds	TD	LG
9/12/20	ARKANSAS STATE	1	-1	0	0
10/3/20	TEXAS TECH	5	8	0	3
10/10/20	at TCU*	13	86	1	80
10/24/20	KANSAS*	6	23	0	9
10/31/20	at West Virginia*	7	-9	0	6
11/7/20	OKLAHOMA STATE*	14	125	1	69
11/21/20	at Iowa State*	5	12	0	13
11/28/20	at Baylor*	9	41	1	24
12/5/20	TEXAS*	18	79	0	25
9/11/21	SOUTHERN ILLINOIS	8	9	1	7
9/18/21	NEVADA*	12	56	2	19



9/25/21	at Oklahoma State*	3	28	0	37
11/6/21	at Kansas	1	9	0	9
11/25/21	at Texas*	8	82	1	71

* denotes game started; **Bold Italics** denotes career high

HOWARD'S CAREER PASSING STATS

Year	G/S	C-A-I	Pct.	Yds	TD	Lg	Eff.
2020	9/7	90-168-10	53.6	1,178	8	70	116.3
2021	6/3	30-55-1	54.5	332	1	68	107.6
TOTAL	15/10	120-223-11	53.8	1,510	9	70	114.1

HOWARD'S CAREER RUSHING STATS

Year	G/S	NO	YDS	AVG	TD	LG
2020	9/7	78	364	4.7	3	80
2021	6/3	32	184	5.8	4	71
TOTAL	15/10	110	548	5.0	7	80



VJ PAYNE

S • 6-3 • 192 • Fr.-HS
Gainesville, Ga. • Buford

- An athletic safety who started the season opener vs. South Dakota, the first true FR to start a season opener since TE Jeron Mastrud in 2006 and the first on defense since at least 1988.
- Also saw significant time against Missouri.
- Rated as a linebacker by 247Sports, which placed him at No. 80 in the Class of 2022.



SAMMY WHEELER

TE • 6-5 • 241 • Sr.-3L
Lenexa, Kan. • St. James Academy

- A converted QB who is in his 4th full season as a TE.
- Has played in 29 career games, including all 13 games last year as injuries cut his season short in both 2019 and 2020.
- Set career highs in catches (15) and yards (151) last year.
- Tallied 3 catches vs. West Virginia to tie his career high, which included a 35-yd reception on 4th and 8 to help seal the win.
- His game vs. the Mountaineers featured his 2nd-career TD catch.
- Scored his first-career TD on a 16-yard catch vs. Kansas in 2020.
- A three-time Academic All-Big 12 performer, including first-team honors in both 2020 and 2021.

WHEELER'S GAME-BY-GAME STATS

Date	Opponent	No	Yds	TD	LG
9/28/19	at Oklahoma State	1	39	0	39
10/5/19	BAYLOR	1	13	0	13
10/26/19	OKLAHOMA	2	26	0	19
9/12/20	ARKANSAS STATE	1	24	0	24
9/26/20	at Oklahoma*	1	17	0	17
10/24/20	KANSAS	1	16	1	16
10/31/20	at West Virginia	3	19	0	8
11/7/20	OKLAHOMA STATE	1	58	0	58
9/18/21	NEVADA	1	6	0	6
9/25/21	at Oklahoma State	1	18	0	18
10/2/21	OKLAHOMA	1	6	0	6
10/23/21	at Texas Tech	1	7	0	7
10/30/21	TCU*	2	19	0	13
11/6/21	at Kansas*	1	2	0	2

11/13/21	WEST VIRGINIA	3	45	1	35
11/20/21	BAYLOR	3	23	0	15
11/25/21	at Texas	1	13	0	13
1/4/22	vs. LSU	1	12	0	12
9/3/22	SOUTH DAKOTA	1	10	0	10

Bold Italics denotes career high

WHEELER'S CAREER STATS

Year	G/S	No	Yds	Avg	TD	Lg
2019	7/0	4	78	19.5	0	39
2020	7/1	7	134	19.1	1	58
2021	13/2	15	1516	10.1	1	35
2022	2/1	1	10	10.0	0	10
TOTAL	29/4	27	373	13.8	2	58



DRAKE CHEATUM

S • 5-10 • 191 • Sr.-TR
Mesquite, Texas • Prairie View A&M Univ.

- A transfer from Prairie View A&M after playing in 37 games with 30 starts over the last 4 seasons.
- Ranks 7th nationally among all active FBS players in career INTs return yds (200), while he is 9th in INTs, 23rd in passes defended and 25th in INT return TDs (1).
- A 2021 HBCU All-American and First Team All-SWAC honoree who started all 12 games in 2021, finishing with a team-high 86 tackles.
- Ranked 14th in the FCS and tops in the SWAC with 5 INTs last year, while he was 5th in the conference in tackles.
- Had 2 INTs at Bethune-Cookman last season before repeating that mark one week later against Southern, as he was the only player in the FCS to record multiple INTs in consecutive weeks.
- Returned one of his INTs vs. Bethune-Cookman 62 yds for a TD.

CHEATUM'S GAME-BY-GAME STATS

Date	Opponent	UA-AT-TT	TFL	SACK	INT	PD	F/R
8/25/18	at Rice	3-1-4	0.0-0	0.0-0	0	0	0/0
9/2/18	vs. NC Central	2-2-4	0.0-0	0.0-0	0	0	0/0
9/8/18	at Sam Houston St.	1-1-2	0.0-0	0.0-0	0	0	0/0
9/15/18	at UNLV	2-0-2	0.0-0	0.0-0	0	0	0/0
9/22/18	at Ark.-Pine Bluff*	1-10-11	1.0-2	0.0-0	0	0	0/0
9/29/18	vs. Grambling*	2-1-3	0.0-0	0.0-0	1	1	0/0
10/13/18	SOUTHERN*	2-4-6	0.0-0	0.0-0	0	0	0/0
10/27/18	ALCORN STATE*	5-5-10	0.0-0	0.0-0	0	1	0/0
11/3/18	at Jackson State*	3-2-5	0.0-0	0.0-0	0	0	0/0
11/17/18	ALABAMA STATE*	2-0-2	1.0-5	0.0-0	0	0	0/0
11/24/18	TEXAS SOUTHERN*	3-1-4	0.0-0	0.0-0	0	1	0/0
8/31/19	at Texas Southern*	7-2-9	0.0-0	0.0-0	0	0	0/0
9/7/19	at Houston	9-3-12	1.0-1	0.0-0	0	1	0/7
9/14/19	NICHOLLS*	0-2-2	0.0-0	0.0-0	0	1	0/0
9/21/19	at Alcorn State*	6-1-7	0.0-0	0.0-0	0	0	0/0
9/28/19	vs. Grambling*	6-0-6	0.0-0	0.0-0	1	1	0/0
10/19/19	VA.-LYNCHBURG	3-2-5	1.0-1	0.0-0	0	1	0/0
10/24/19	JACKSON STATE*	2-6-8	0.0-0	0.0-0	0	2	0/0
11/9/19	ARK.-PINE BLUFF*	2-2-4	0.0-0	0.0-0	0	0	0/0
11/16/19	EDWARDS WATERS*	3-1-4	0.0-0	0.0-0	0	0	0/0
11/28/19	at Alabama State*	1-0-1	0.0-0	0.0-0	1	1	0/0
3/6/21	TEXAS SOUTHERN*	1-7-8	0.0-0	0.0-0	0	1	0/0
3/13/21	vs. Grambling*	4-0-4	0.0-0	0.0-0	0	1	0/0
9/4/21	at Texas Southern*	4-5-9	1.0-7	0.0-0	0	0	0/0
9/11/21	at Incarnate Word	2-2-4	0.0-0	0.0-0	0	1	0/0
9/18/21	HOUSTON BAPTIST*	3-5-8	0.0-0	0.0-0	0	0	0/0
9/25/21	vs. Grambling*	3-2-5	0.0-0	0.0-0	0	1	0/0
9/30/21	ARK.-PINE BLUFF*	6-2-8	1.5-9	0.0-0	0	0	0/0
10/16/21	at Bethune-Cookman	4-0-4	0.0-0	0.0-0	2	3	0/0
10/23/21	at Southern	1-2-3	0.0-0	0.0-0	2	3	0/0
11/6/21	ALABAMA STATE*	4-5-9	0.5-1	0.0-0	0	0	0/0
11/13/21	at Alcorn State*	4-2-6	1.0-2	0.0-0	0	0	0/0
11/20/21	at Texas A&M*	7-5-12	0.0-0	0.0-0	1	1	0/0
11/27/21	MISS. VALLEY ST.*	5-9-14	1.0-1	0.0-0	0	0	0/0
12/4/21	at Jackson State*	2-2-4	0.5-2	0.0-0	0	1	0/0

9/3/22	SOUTH DAKOTA*	1-0-1	0.0-0	0.0-0	0	1	0/0
9/10/22	MISSOURI*	1-1-2	0.0-0	0.0-0	0	0	0/0

2018-21 Seasons at Prairie View A&M

* denotes game started; **Bold Italics** denotes career high

CHEATUM'S CAREER STATS

Year	G/S	UA-AT-TT	TFL	SACK	INT	PD	F/R
2018*	11/7	26-27-53	2.0-7	0.0-0	1	3	0/0
2019*	11/8	43-23-66	2.0-2	0.0-0	3	8	0/1
2020*	3/3	5-7-12	0.0-0	0.0-0	0	2	0/0
2021*	12/12	45-41-86	6.5-25	0.0-0	5	10	0/0
2022	2/2	2-1-3	0.0-0	0.0-0	0	1	0/0
TOTAL	39/32	121-99-220	10.5-34	0.0-0	9	24	0/1

* at Prairie View A&M



DANIEL GREEN

LB • 6-3 • 242 • Sr.-3L
Portland, Ore. • Madison

- A 2022 Preseason All-Big 12 selection who is 80 tackles shy of becoming the 27th player in school history with 250 in a career.
- If he were to reach the mark, it would be the first by a Wildcat since 2014.
- Sits 47 solo tackles shy of entering the school's top-10 list.
- Also on the watch list for the 2022 Senior Bowl.
- Earned Honorable Mention All-Big 12 accolades in 2021 after leading the team in both tackles and TFLs.
- Ranked 18th nationally and 4th in the Big 12 with 5.3 solo tackles per game in 2021, while he was 22nd in the nation and 3rd in the conference with 2 fumble recoveries.
- Finished 2021 ranked 8th in the Big 12 with 6.85 tackles per game, the highest ranking by a Wildcat since 2017.
- Had 69 solo stops last season, just 3 shy of the school's top-10 list, while he was 2.0 TFLs shy of the top 10.
- Totaled at least 9 tackles in 5 games, the first by a Wildcat since current Kansas City Chief Elijah Lee in 2016.

GREEN'S GAME-BY-GAME STATS

Date	Opponent	UA-AT-TT	TFL	SACK	INT	PD	F/R
8/31/19	NICHOLLS	0-0-0	0.0-0	0.0-0	0	1	0/0
9/7/19	BOWLING GREEN	4-0-4	1.0-11	1.0-11	0	1	1/0
9/14/19	at Mississippi St.	0-7-7	0.5-1	0.0-0	0	0	0/1
9/28/19	at Oklahoma St.	4-0-4	0.0-0	0.0-0	0	0	0/0
10/5/19	BAYLOR	2-0-2	1.0-4	0.0-0	0	0	0/0
10/19/19	TCU	2-3-5	1.0-1	1.0-1	0	1	0/0
10/26/19	OKLAHOMA	1-1-2	0.0-0	0.0-0	0	0	0/0
11/9/19	at Texas	0-1-1	0.0-0	0.0-0	0	0	0/0
11/16/19	WEST VIRGINIA	1-1-2	0.0-0	0.0-0	0	0	0/0
11/23/19	at Texas Tech	1-2-3	0.0-0	0.0-0	0	0	0/0
12/31/19	vs. Navy	2-1-3	0.0-0	0.0-0	0	0	0/0
9/12/20	ARKANSAS STATE	4-0-4	0.0-0	0.0-0	0	0	0/0
9/26/20	at Oklahoma	0-1-1	0.0-0	0.0-0	0	0	0/0
10/3/20	TEXAS TECH	1-0-1	0.0-0	0.0-0	0	0	0/0
10/10/20	at TCU	3-0-3	1.0-8	1.0-8	0	0	0/0
10/24/20	KANSAS	1-0-1	0.0-0	0.0-0	0	0	0/0
10/31/20	at West Virginia	6-1-7	1.0-2	0.0-0	0	0	0/0
11/7/20	OKLAHOMA STATE	1-1-2	0.0-0	0.0-0	0	0	0/0
11/21/20	at Iowa State*	4-2-6	0.0-0	0.0-0	0	1	0/0
11/28/20	at Baylor*	7-6-13	2.5-3	1.5-2	0	1	0/0
12/5/20	TEXAS	1-0-1	1.0-2	0.0-0	0	0	0/0
9/4/21	vs. Stanford*	4-5-9	0.0-0	0.0-0	0	0	0/0
9/11/21	S. ILLINOIS	4-0-4	0.0-0	0.0-0	0	0	0/1
9/18/21	NEVADA*	9-0-9	1.0-5	1.0-5	0	0	0/0
9/25/21	at Oklahoma St.*	2-1-3	1.0-1	0.0-0	0	0	0/0
10/2/21	OKLAHOMA*	2-1-3	1.0-4	0.0-0	0	0	0/0
10/16/21	IOWA STATE*	5-1-6	0.5-2	0.0-0	0	0	0/0
10/23/21	at Texas Tech*	3-3-6	0.0-0	0.0-0	0	0	0/0
10/30/21	TCU*	7-2-9	2.5-11	0.0-0	0	0	0/1
11/6/21	at Kansas*	5-3-8	2.5-5	0.0-0	0	0	0/0
11/13/21	WEST VIRGINIA*	6-0-6	1.0-2	1.0-2	0	0	0/0



11/20/21	BAYLOR*	8-1-9	3.0-20	1.0-8	0	0	0/0
11/26/21	at Texas*	10-1-11	1.5-2	0.0-0	0	0	0/0
1/4/22	vs. LSU*	4-2-6	2.0-6	0.0-0	0	0	0/0
9/3/22	SOUTH DAKOTA*	1-0-1	0.0-0	0.0-0	0	0	0/0
9/10/22	MISSOURI*	6-1-7	1.0-1	0.0-0	1	1	0/0

* denotes game started; **Bold Italics** denotes career high

GREEN'S CAREER STATS

Year	G/S	UA-AT-TT	TFL	SACK	INT	PD	F/R
2019	13/0	17-16-33	3.5-17	2.0-12	0	3	1/1
2020	10/2	28-11-39	5.5-15	2.5-10	0	2	0/0
2021	13/12	69-20-89	16.0-58	3.0-15	0	0	0/2
2022	2/2	7-1-8	1.0-1	0.0-0	1	1	0/0
TOTAL	38/16	121-48-169	26.0-91	7.5-37	1	6	1/3



JULIUS BRENTS

CB • 6-4 • 202 • Sr.-1L
Indianapolis, Ind. • Univ. of Iowa

- A 2022 Preseason All-Big 12 selection and member of the Jim Thorpe Award and Senior Bowl watch lists.
- Picked up Honorable Mention All-Big 12 accolades after starting all 13 games last year, his first as a Wildcat after transferring from Iowa.
- Carded his first INT since his true FR campaign of 2018 when he picked off Oklahoma.
- Also broke up a pass in K-State's Texas Bowl win over LSU.
- Rated the 28th-best cornerback in the Class of 2018 by 247Sports, and the organization also viewed him as the 5th-best overall prospect in the state of Indiana, while Rivals ranked him 4th.

BRENTS' GAME-BY-GAME STATS

Date	Opponent	UA-AT-TT	TFL	SACK	INT	PD	F/R
9/22/18	WISCONSIN	2-2-4	0.0-0	0.0-0	0	0	0/0
10/6/18	at Minnesota*	1-2-3	0.0-0	0.0-0	1	3	0/0
10/13/18	at Indiana*	1-0-1	0.0-0	0.0-0	0	0	0/0
10/27/18	at Penn State*	3-0-3	0.0-0	0.0-0	0	0	0/0
11/3/18	at Purdue*	1-1-2	0.0-0	0.0-0	0	1	0/0
10/24/20	at Purdue	1-3-4	0.0-0	0.0-0	0	0	0/0
11/13/20	at Minnesota	0-0-0	0.0-0	0.0-0	0	1	0/0
9/4/21	vs. Stanford*	4-1-5	0.0-0	0.0-0	0	0	0/0
9/11/21	S. ILLINOIS*	6-0-6	0.0-0	0.0-0	0	1	0/0
9/18/21	NEVADA*	1-0-1	0.0-0	0.0-0	0	0	0/0
9/25/21	at Oklahoma St.*	6-0-6	0.0-0	0.0-0	0	0	0/0
10/2/21	OKLAHOMA*	1-0-1	0.0-0	0.0-0	1	1	0/0
10/16/21	IOWA STATE*	1-1-2	1.0-3	0.0-0	0	0	0/0
10/23/21	at Texas Tech*	1-0-1	0.0-0	0.0-0	0	0	0/0
10/30/21	TCU*	2-0-2	0.0-0	0.0-0	0	0	0/0
11/6/21	at Kansas*	1-2-3	0.0-0	0.0-0	0	0	0/0
11/13/21	WEST VIRGINIA*	5-1-6	1.0-1	0.0-0	0	0	0/0
11/20/21	BAYLOR*	3-0-3	0.0-0	0.0-0	0	0	0/0
11/25/21	at Texas*	7-1-8	1.0-1	0.0-0	0	0	0/0
1/4/22	vs. LSU*	3-2-5	0.0-0	0.0-0	0	1	0/0
9/3/22	SOUTH DAKOTA*	3-0-3	0.0-0	0.0-0	0	0	0/0
9/10/22	MISSOURI*	4-0-4	0.0-0	0.0-0	0	0	0/0

2018-20 Seasons at Iowa

* denotes game started; **Bold Italics** denotes career high

BRENTS' CAREER STATS

Year	G/S	UA-AT-TT	TFL	SACK	INT	PD	F/R
2018*	11/5	8-5-13	0.0-0	0.0-0	1	4	0/0
2020*	7/0	1-3-4	0.0-0	0.0-0	0	1	0/0
2021	13/13	41-8-49	3.0-5	0.0-0	1	3	0/0
2022	2/2	7-0-7	0.0-0	0.0-0	0	0	0/0
TOTAL	34/20	57-16-73	3.0-5	0.0-0	2	8	0/0

* at Iowa



EKOW BOYE-DOE

CB • 6-0 • 171 • Sr.-3L
Lawrence, Kan. • Lawrence

- Has started 23 games over the last 2-plus years after only playing in 7 career games – primarily on special teams – the prior year.
- Played at an All-Big 12 level in 2021 as he was only targeted in coverage on 40 pass attempts during the season.
- Started the first 8 Big 12 games of 2020 – the first starts of his career – as he ranked 11th in the Big 12 in passes defended.

BOYE-DOE'S GAME-BY-GAME STATS

Date	Opponent	UA-AT-TT	TFL	SACK	INT	PD	F/R
8/31/19	NICHOLLS	1-0-1	0.0-0	0.0-0	0	0	0/0
9/26/20	at Oklahoma*	4-1-5	0.0-0	0.0-0	0	1	0/0
10/3/20	TEXAS TECH*	4-1-5	1.0-3	0.0-0	0	2	0/0
10/10/20	at TCU*	2-1-3	0.0-0	0.0-0	0	1	0/0
10/24/20	KANSAS*	1-0-1	0.0-0	0.0-0	0	0	0/0
10/31/20	at West Virginia*	2-1-3	0.0-0	0.0-0	0	1	0/0
11/7/20	OKLAHOMA STATE*	3-0-3	0.0-0	0.0-0	0	1	0/0
11/21/20	at Iowa State*	1-2-3	0.0-0	0.0-0	0	0	0/0
11/28/20	at Baylor*	0-2-2	0.0-0	0.0-0	0	1	0/0
9/4/21	vs. Stanford*	0-1-1	0.0-0	0.0-0	0	0	0/0
9/11/21	S. ILLINOIS*	1-1-2	0.0-0	0.0-0	0	0	0/0
9/18/21	NEVADA*	2-0-2	0.0-0	0.0-0	0	0	0/0
9/25/21	at Oklahoma St.*	0-1-1	0.0-0	0.0-0	0	0	0/0
10/2/21	OKLAHOMA*	0-2-2	0.0-0	0.0-0	0	0	0/0
10/30/21	TCU*	2-0-2	0.0-0	0.0-0	0	0	0/0
11/6/21	at Kansas*	4-0-4	1.0-1	0.0-0	0	1	0/0
11/20/21	BAYLOR*	4-0-4	1.0-1	0.0-0	0	0	0/0
1/25/21	at Texas*	3-0-3	0.0-0	0.0-0	0	0	0/0
1/4/22	vs. LSU*	0-1-1	0.0-0	0.0-0	0	0	0/0
9/3/22	SOUTH DAKOTA*	3-0-3	0.0-0	0.0-0	0	0	0/0
9/10/22	MISSOURI*	1-0-1	0.0-0	0.0-0	0	0	0/0

* denotes game started; **Bold Italics** denotes career high

BOYE-DOE'S CAREER STATS

Year	G/S	UA-AT-TT	TFL	SACK	INT	PD	F/R
2019	7/0	1-0-1	0.0-0	0.0-0	0	0	0/0
2020	8/8	17-8-25	1.0-3	0.0-0	0	7	0/0
2021	13/13	16-6-22	2.0-2	0.0-0	0	2	0/0
2022	2/2	4-0-4	0.0-0	0.0-0	0	0	0/0
TOTAL	30/23	38-14-51	3.0-5	0.0-0	0	9	0/0



ANTHONY FRIAS II

RB • 5-10 • 210 • So.-TR
Turlock, Calif. • Modesto JC

- A transfer from Modesto JC who earned all-region and all-conference honors as a FR in 2021.
- Led all California junior college players in rushing TDs (17), while he ranked 9th in rushing yds (851).
- Posted three 100-yd rushing games last season.

FRIAS II'S GAME-BY-GAME RUSHING

Date	Opponent	No	Yds	TD	LG
9/10/22	MISSOURI	7	2	0	2

Bold Italics denotes career high

25



GAVIN FORSHA

LB • 6-3 • 215 • So.-TR
Nashville, Tenn. • Tyler JC

- Played the 2021 season at Tyler JC, a year in which he was named to *Dave Campbell's Texas Football All-Small College Team* after totaling 45 tackles, 13.5 TFLs and 11.5 sacks.
- Led the conference and ranked 5th in the NJCAA in sacks, while he was 15th in the nation in TFLs.
- Father, Randall, played football at Middle Tennessee State.

FORSHA'S GAME-BY-GAME STATS

Date	Opponent	UA-AT-TT	TFL	SACK	INT	PD	F/R
9/3/22	SOUTH DAKOTA	7-0-7	0.0-0	0.0-0	0	0	0/0

Bold Italics denotes career high



JAX DINEEN

FB • 5-10 • 244 • Sr.-3L
Lawrence, Kan. • Free State

- A physical blocking fullback who has seen time in 34 career games with 11 starts, including 7 starts in 2021 en route to Second Team All-Big 12 honors.
- Also a receiving threat as he had 4 catches vs. Oklahoma State in 2020, most by a K-State fullback since 2001 (Rock Cartwright, 6 vs. Texas Tech).
- Rated the top fullback nationally in the Class of 2019 by Rivals and ESPN, while he was No. 3 by 247Sports.
- Has 3 siblings, each of whom have played college football as **Jet** is a true FR safety for the Wildcats, while older brothers Joe Jr. and Jay were both LBs at Kansas.
- Joe Jr. is currently a graduate assistant at Illinois.
- Mother, Jodi, was a volleyball letterwinner at Kansas from 1986-89, grandfather, Ron Oelschlager, played RB at KU from 1962-64, while his great grandfather played basketball at KU for Phog Allen.

DINEEN'S GAME-BY-GAME RECEIVING

Date	Opponent	No	Yds	TD	LG
8/31/19	NICHOLLS	1	9	0	9
10/26/19	OKLAHOMA	1	5	0	5
11/23/19	at Texas Tech	1	10	0	10
9/12/20	ARKANSAS STATE*	1	24	0	24
10/31/20	at West Virginia	2	19	0	12
11/7/20	OKLAHOMA STATE*	4	35	0	16
9/11/21	SOUTHERN ILLINOIS	1	3	0	3
10/23/21	at Texas Tech*	1	9	0	9
11/6/21	at Kansas	1	-2	0	0
11/25/21	at Texas	1	6	0	6

* denotes game started; **Bold Italics** denotes career high

DINEEN'S GAME-BY-GAME RUSHING

Date	Opponent	No	Yds	TD	LG
9/11/21	SOUTHERN ILLINOIS	1	2	0	2
1/4/22	vs. LSU	4	18	0	7
9/10/22	MISSOURI	1	2	0	2

* denotes game started; **Bold Italics** denotes career high



DINEEN'S CAREER RECEIVING STATS

YEAR	G/S	NO	YDS	AVG	TD	LG
2019	12/1	3	24	8.0	0	10
2020	9/3	7	78	11.1	0	24
2021	12/7	4	16	4.0	0	9
TOTAL	34/11	14	118	8.4	0	24

DINEEN'S CAREER RUSHING STATS

YEAR	G/S	NO	YDS	AVG	TD	LG
2021	12/7	5	20	4.0	0	7
2022	1/0	1	2	2.0	0	2
TOTAL	34/11	6	22	3.7	0	7



KHALID DUKE

LB • 6-4 • 246 • Jr.-3L
Atlanta, Ga. • Riverside Military Academy

- An athletic and physical defender who can play both linebacker and defensive end.
- Started the 2022 season opener after seeing action in only 3 games last year as an injury cut his season short.
- Tallied sacks in the first 2 contests of 2021.
- Started 8 games in 2020, the first starts of his career.
- Rated the 83rd-best outside linebacker in the Class of 2019 according to ESPN.
- Earned first team all-state honors from the *Atlanta Journal Constitution* in 2018, the first by a player at his high school since 2013.

DUKE'S GAME-BY-GAME STATS

Date	Opponent	UA-AT-TT	TFL	SACK	INT	PD	F/R
9/7/19	BOWLING GREEN	1-0-1	0.0-0	0.0-0	0	0	0/1
11/2/19	at Kansas	2-0-2	1.0-6	1.0-6	0	0	0/0
11/16/19	WEST VIRGINIA	1-0-1	1.0-8	1.0-8	0	0	0/0
11/23/19	at Texas Tech	0-1-1	0.0-0	0.0-0	0	0	0/0
12/31/19	vs. Navy	1-1-2	1.0-4	0.0-0	0	1	0/0
9/26/20	at Oklahoma*	3-6-9	1.0-3	0.0-0	0	0	0/0
10/3/20	TEXAS TECH*	4-0-4	0.0-0	0.0-0	0	0	0/0
10/10/20	at TCU*	1-0-1	0.0-0	0.0-0	0	0	0/0
10/24/20	KANSAS*	2-0-2	0.0-0	0.0-0	0	0	0/0
10/31/20	at West Virginia*	2-1-3	2.0-6	1.0-4	0	0	0/0
11/7/20	OKLAHOMA ST.*	1-0-1	0.0-0	0.0-0	0	0	0/0
11/21/20	at Iowa State*	2-2-4	0.0-0	0.0-0	0	0	0/0
11/28/20	at Baylor*	2-0-2	0.0-0	0.0-0	0	0	0/0
9/4/21	vs. Stanford	2-2-4	1.0-7	1.0-7	0	0	0/0
9/11/21	S. ILLINOIS	1-1-2	1.0-10	1.0-10	0	0	0/0
9/3/22	SOUTH DAKOTA*	1-0-1	0.0-0	0.0-0	0	0	0/0
9/10/22	MISSOURI*	3-0-3	0.0-0	0.0-0	0	0	0/0

*denotes game started; **Bold Italics** denotes career high

DUKE'S CAREER STATS

Year	G/S	UA-AT-TT	TFL	SACK	INT	PD	F/R
2019	7/0	5-2-7	3.0-18	2.0-14	0	1	0/1
2020	9/8	17-9-26	3.0-9	1.0-4	0	0	0/0
2021	3/0	3-3-6	2.0-17	0	0	0	0/0
2022	2/2	4-0-4	0.0-0	0.0-0	0	0	0/0
TOTAL	21/10	29-14-43	8.0-44	5.0-35	0	1	0/1

29

JAKE CLIFTON

LB • 6-2 • 210 • Fr.-HS
Owasso, Okla. • Owasso

- A true FR who saw action in the 2022 season opener.
- Viewed as the 85th-best outside linebacker in the Class of 2022 by ESPN.
- Named the 2021 District 6A1-2 co-Defensive Player of the Year as he led Owasso with 72 tackles, which included 4.0 sacks.
- Helped the Rams earn a state championship as a sophomore in 2019.

CLIFTON'S GAME-BY-GAME STATS

Date	Opponent	UA-AT-TT	TFL	SACK	INT	PD	F/R
9/3/22	SOUTH DAKOTA	4-0-4	0.0-0	0.0-0	0	0	0/0

Bold Italics denotes career high



DJ GIDDENS

RB • 6-1 • 212 • Fr.-RS
Junction City, Kan. • Junction City

- Saw his first-career action vs. South Dakota, scoring a TD, while he came back with a 28-yd score vs. Missouri.
- Redshirted the 2021 season after prepping at nearby Junction City HS.
- Rushed for 1,912 yards and 34 TDs during his prep career, including 1,255 yards and 30 scores as a senior in 2020.
- His rushing total in 2020 ranked as the 5th most in school history.
- Ranked among the program's top 10 in career rushing TDs (34; 12nd), total TDs (34; 4th), carries (266; 5th) and rushing yds (1,912; 7th).
- Scored 5 TDs in a game vs. Wichita East, only the 3rd player in school history to reach that mark.
- Also ran for 216 yards in the Kansas Class 6A state championship game.

GIDDENS' GAME-BY-GAME RUSHING

Date	Opponent	No	Yds	TD	LG
9/3/22	SOUTH DAKOTA	6	57	1	16
9/10/22	MISSOURI	2	29	1	28

Bold Italics denotes career high

GIDDENS' GAME-BY-GAME RECEIVING

Date	Opponent	No	Yds	TD	LG
9/3/22	SOUTH DAKOTA	1	3	0	3

Bold Italics denotes career high

GIDDENS' CAREER RUSHING STATS

YEAR	G/S	NO	YDS	AVG	TD	LG
2022	2/0	8	86	10.8	2	28
TOTAL	2/0	8	86	10.8	2	28

31

BEN SINNOTT

TE • 6-4 • 247 • So.-1L
Waterloo, Iowa • Columbus Catholic

- An athletic tight end who has played in 13 career games, including starts vs. OU and LSU in 2021, each of the first 2 games of 2022.
- Scored the first TD of his career on a rush at Kansas.
- Had a career-long catch of 11 yds vs. Nevada and a career-long rush of 9 yds vs. Oklahoma.
- A 2021 First Team Academic All-Big 12 performer.
- Attended the same high school that produced K-State head coach **Chris Klieman**.

SINNOTT'S GAME-BY-GAME RECEIVING

Date	Opponent	No	Yds	TD	LG
9/18/21	NEVADA	1	11	0	11
1/4/22	vs. LSU*	1	4	0	4
9/3/22	SOUTH DAKOTA*	2	12	0	8
9/10/22	MISSOURI*	1	3	0	3

Bold Italics denotes career high

SINNOTT'S GAME-BY-GAME RUSHING

Date	Opponent	No	Yds	TD	LG
10/2/21	OKLAHOMA*	1	9	0	9
10/30/21	TCU	1	2	0	2
11/6/21	at Kansas	1	1	1	1

*denotes game started; **Bold Italics** denotes career high

SINNOTT'S CAREER RECEIVING STATS

YEAR	G/S	NO	YDS	AVG	TD	LG
2021	12/2	2	15	7.5	0	11
2022	2/2	3	15	5.0	0	8
TOTAL	14/4	5	30	6.0	0	11

SINNOTT'S CAREER RUSHING STATS

YEAR	G/S	NO	YDS	AVG	TD	LG
2021	12/2	3	12	4.0	1	9
TOTAL	13/3	3	12	4.0	1	9



BRENDAN MOTT

DE • 6-5 • 240 • Jr.-SQ
Iowa City, Iowa • Iowa City West

- Has seen action in 4 career games as he battled injuries throughout the 2021 season.
- Carded his first-career sack in the 2022 opener vs. South Dakota.
- Father, Joe, was an All-Big Ten defensive end at Iowa and was selected in the third round of the 1989 NFL Draft by the New York Jets, while he also played for the Green Bay Packers.

MOTT'S GAME-BY-GAME STATS

Date	Opponent	UA-AT-TT	TFL	SACK	INT	PD	F/R
10/24/20	KANSAS	1-0-1	0.0-0	0.0-0	0	0	0/0
9/3/22	SOUTH DAKOTA	2-0-2	1.0-7	1.0-7	0	0	0/0
9/10/22	MISSOURI	2-0-2	1.0-14	0.0-0	0	0	0/0

Bold Italics denotes career high

34

38



MOTT'S CAREER STATS

Year	G/S	UA-AT-TT	TFL	SACK	INT	PD	F/R
2020	1/0	1-0-1	0.0-0	0.0-0	0	0	0/0
2022	2/0	4-0-4	2.0-21	1.0-7	0	0	0/0
TOTAL	4/0	5-0-5	2.0-21	1.0-7	0	0	0/0

41

AUSTIN MOORE

LB • 6-1 • 217 • Jr.-2L
Louisburg, Kan. • Louisburg

- A former in-state walk-on who has played in 22 games over the last 2-plus seasons, including starts in each of the first 2 games of 2022.
- Leads the Wildcats with 11 tackles this season.
- Set a career high with 2.0 TFLs vs. Missouri.
- A significant contributor on kickoff coverage and the punt return unit throughout his career.
- A two-time First Team Academic All-Big 12 performer.

MOORE'S GAME-BY-GAME STATS

Date	Opponent	UA-AT-TT	TFL	SACK	INT	PD	F/R
9/26/20	at Oklahoma	0-1-1	0.0-0	0.0-0	0	0	0/0
10/24/20	KANSAS	3-0-3	0.0-0	0.0-0	0	0	0/0
9/11/21	S. ILLINOIS	1-1-2	0.0-0	0.0-0	0	0	0/0
10/23/21	at Texas Tech	1-0-1	0.0-0	0.0-0	0	0	0/0
10/30/21	TCU	2-1-3	1.0-1	0.0-0	0	0	0/0
11/6/21	at Kansas*	4-1-5	0.5-1	0.0-0	0	0	0/0
11/13/21	WEST VIRGINIA	0-1-1	0.5-1	0.0-0	0	0	0/0
11/20/21	BAYLOR	1-1-2	0.5-1	0.0-0	0	0	0/0
11/25/21	at Texas	1-0-1	0.0-0	0.0-0	0	0	0/0
1/4/22	vs. LSU	2-1-3	0.5-0	0.0-0	0	0	0/0
9/3/22	SOUTH DAKOTA*	3-2-5	0.5-1	0.0-0	0	0	0/0
9/10/22	MISSOURI*	4-2-6	2.0-2	0.0-0	0	0	0/0

*denotes game started; **Bold Italics** denotes career high

MOORE'S CAREER STATS

Year	G/S	UA-AT-TT	TFL	SACK	INT	PD	F/R
2020	7/0	3-1-4	0.0-0	0.0-0	0	0	0/0
2021	13/1	12-6-18	3.0-4	0.0-0	0	0	0/0
2022	2/2	7-4-11	2.5-3	0.0-0	0	0	0/0
TOTAL	22/3	22-11-33	5.5-7	0.0-0	0	0	0/0

44

CHRISTIAN MOORE

FB • 6-2 • 243 • So.-1L
Huntington Beach, Calif. • Huntington Beach

- Has seen time in 8 career games, including 4 a year ago.
- Viewed as the 41st-best tight end (H) in the Class of 2020 by ESPN.
- Hauled in 78 catches for 800 yds and 7 TDs during his prep career.
- Had a career-high 36 catches as a senior, while he recorded 5 of his TDs as a junior.

MOORE'S GAME-BY-GAME RECEIVING STATS

Date	Opponent	No	Yds	TD	LG
9/3/22	SOUTH DAKOTA	1	4	0	4

Bold Italics denotes career high

47

CODY STUFFLEBEAN

DE • 6-4 • 257 • So.-SQ
McPherson, Kan. • McPherson

- An in-state product who came to K-State as a tight end but transitioned to defensive end toward the latter part of the 2021 season.
- Viewed as the 88th-best athlete in the Class of 2020 by 247Sports, while ESPN rated him as a defensive end, placing him at No. 96.
- Named to the 2019 Wichita Eagle Top-11 Team and was a first team all-state performer by both the *Topeka Capital-Journal* and *Wichita Eagle* in addition to being named the league defensive MVP.

STUFFLEBEAN'S GAME-BY-GAME STATS

Date	Opponent	UA-AT-TT	TFL	SACK	INT	PD	F/R
9/3/22	SOUTH DAKOTA	1-0-1	0.0-0	0.0-0	0	0	0/0
9/10/22	MISSOURI	1-0-1	0.0-0	0.0-0	0	0	0/0

Bold Italics denotes career high

STUFFLEBEAN'S CAREER STATS

Year	G/S	UA-AT-TT	TFL	SACK	INT	PD	F/R
2022	2/0	2-0-2	0.0-0	0.0-0	0	0	0/0
TOTAL	2/0	2-0-2	0.0-0	0.0-0	0	0	0/0

52

NICK ALLEN

LB • 6-0 • 220 • Sr.-3L
Overland Park, Kan. • Blue Valley Southwest

- A former in-state walk-on who has seen time in 36 career games, including a start last season vs. Southern Illinois.
- Carded his first-career INT vs. MU, teaming with **Daniel Green** to have LBs with multiple picks in a games for the first time since 2015.
- Coming off a season-ending injury in last year's regular-season finale at Texas.
- Led the team with 6 special teams tackles in 2021, including 5 on kickoff coverage.
- Posted a career-high 10 tackles at Oklahoma State, which included 7 solo stops.
- A three-time First Team Academic All-Big 12 performer.

ALLEN'S GAME-BY-GAME STATS

Date	Opponent	UA-AT-TT	TFL	SACK	INT	PD	F/R
9/7/19	BOWLING GREEN	0-0-0	0.0-0	0.0-0	0	1	0/0
9/28/19	at Oklahoma State	1-0-1	0.0-0	0.0-0	0	0	0/0
10/26/19	OKLAHOMA	1-0-1	0.0-0	0.0-0	0	0	0/0
11/21/20	at Iowa State	2-0-2	0.0-0	0.0-0	0	0	0/0
9/11/21	S. ILLINOIS*	1-0-1	0.0-0	0.0-0	0	0	0/0
9/18/21	NEVADA	1-0-1	0.0-0	0.0-0	0	0	0/0
9/25/21	at Oklahoma St.	7-3-10	0.5-1	0.0-0	0	0	0/0
10/30/21	TCU	3-0-3	0.0-0	0.0-0	0	0	0/1
11/6/21	at Kansas	3-0-3	0.0-0	0.0-0	0	0	0/0
11/13/21	WEST VIRGINIA	0-1-1	0.0-0	0.0-0	0	0	0/0
11/20/21	BAYLOR	2-0-2	0.0-0	0.0-0	0	0	0/0
9/3/22	SOUTH DAKOTA	1-0-1	0.0-0	0.0-0	0	0	0/0
9/10/22	MISSOURI	0-0-0	0.0-0	0.0-0	1	1	0/0

*denotes game started; **Bold Italics** denotes career high

ALLEN'S CAREER STATS

Year	G/S	UA-AT-TT	TFL	SACK	INT	PD	F/R
2019	13/0	2-0-2	0.0-0	0.0-0	0	1	0/0
2020	9/0	2-0-2	0.0-0	0.0-0	0	0	0/0
2021	12/1	17-4-21	0.5-1	0.0-0	0	0	0/1
2022	2/0	1-0-1	0.0-0	0.0-0	1	1	0/0
TOTAL	36/1	22-4-26	0.5-1	0.0-0	1	2	0/1

83

WILL SWANSON

TE • 6-5 • 244 • So.-1L
Papillion, Neb. • La Vista South

- A 3rd-year member of the program who played in 4 games last year as a redshirt FR.
- Used primarily as a blocking tight end last season.
- Regarded as the 24th-best tight end (Y) in the Class of 2020 by ESPN, while he was rated No. 37 by Rivals and No. 41 by 247Sports.
- Viewed as the 3rd-best prospect in the state of Nebraska by both ESPN and 247Sports, and No. 5 by Rivals

SWANSON'S GAME-BY-GAME STATS

Date	Opponent	No	Yds	TD	LG
9/3/22	SOUTH DAKOTA	2	23	0	18

Bold Italics denotes career high

85

KADE WARNER

WR • 6-1 • 204 • Sr.-1L
Scottsdale, Ariz. • Univ. of Nebraska

- In his 2nd year at K-State – and 6th year overall in college football – as he transferred prior to the 2021 season after playing 3 years at Nebraska.
- Saw action in all 13 games last year, including the Texas Bowl win vs. LSU when he set a new career high with 42 yds.
- Played in 23 games with 16 starts over his 3 seasons at Nebraska.
- Was teammates at NU with current K-State QB **Adrian Martinez** and linebacker **Will Honas**.
- Selected a team captain for the 2022 season, while he was also a captain at Nebraska in 2020.
- A three-time Academic All-Big Ten honoree.
- Son of Pro Football Hall of Fame quarterback Kurt Warner, who is a current analyst on NFL Network.
- Kurt played QB at Northern Iowa from 1989 to 1993, as he was teammates with current K-State head coach **Chris Klieman**.

WARNER'S GAME-BY-GAME STATS

Date	Opponent	No	Yds	TD	LG
9/29/18	PURDUE*	2	16	0	10
10/6/18	at Wisconsin*	1	6	0	6
10/13/18	at Northwestern*	2	11	0	6
10/20/18	MINNESOTA*	1	3	0	3
11/10/18	ILLINOIS*	4	20	0	8
11/17/18	MICHIGAN STATE*	3	23	0	14
11/23/18	at Iowa	4	16	0	8
10/12/19	at Minnesota	3	38	0	26
11/2/19	at Purdue*	1	18	0	18
11/23/19	at Maryland*	2	14	0	12
11/29/19	IOWA*	2	31	0	20



11/7/20	at Northwestern*	2	13	0	7
11/14/20	PENN STATE*	1	13	0	13
11/27/20	at Iowa	1	9	0	9
12/12/20	MINNESOTA	1	5	0	5
9/25/21	at Oklahoma State	1	21	0	21
10/2/21	OKLAHOMA	1	4	0	4
10/16/21	IOWA STATE	1	5	0	5
10/23/21	at Texas Tech	2	35	0	26
10/30/21	TCU	2	19	0	12
11/6/21	at Kansas	3	36	0	19
11/13/21	WEST VIRGINIA	1	4	0	4
1/4/22	vs. LSU	3	42	0	25
9/3/22	SOUTH DAKOTA*	3	10	0	6
9/10/22	MISSOURI*	1	4	0	4

2018-20 Seasons at Nebraska

*denotes game started; **Bold Italics** denotes career high

WARNER'S CAREER STATS

YEAR	G/S	NO	YDS	AVG	TD	LG
2018*	8/7	17	95	5.6	0	14
2019*	7/5	8	101	12.6	0	26
2020*	8/4	5	40	8.0	0	13
2021	13/0	14	166	11.9	0	26
2022	2/2	4	14	3.5	0	6
TOTAL	38/18	48	416	8.7	0	26

* at Nebraska



ELI HUGGINS

NG • 6-5 • 297 • Sr.-3L
Cumming Ga. • West Forsyth

- A career 22-game starter who is in his 6th season.
- Started every game last year en route to Honorable Mention All-Big 12 honors.
- Set his career high in sacks (3.0) and tied his career high in TFLs (6.0) during the 2021 season.
- A three-time Academic All-Big 12 performer who earned first-team honors each of the last 2 seasons.
- Voted a team captain for the 2022 season.
- Young brother, **Jake**, is a fullback for the Wildcats.

HUGGINS' GAME-BY-GAME STATS

Date	Opponent	UA-AT-TT	TFL	SACK	INT	PD	F/R
9/15/18	UTSA	0-1-1	0.0-0	0.0-0	0	0	0/0
9/7/19	BOWLING GREEN	2-0-2	1.0-4	0.0-0	0	0	0/0
9/14/19	at Mississippi State	0-1-1	0.0-0	0.0-0	0	0	0/0
9/28/19	at Oklahoma State	1-1-2	0.0-0	0.0-0	0	0	0/0
9/12/20	ARKANSAS STATE*	3-0-3	1.0-10	1.0-10	0	0	0/0
10/3/20	TEXAS TECH	1-0-1	1.0-1	0.0-0	0	0	0/0
10/10/20	at TCU*	1-2-3	0.5-1	0.0-0	0	0	0/0
10/24/20	KANSAS*	1-2-3	0.5-2	0.5-2	0	0	0/0
10/31/20	at West Virginia*	1-2-3	0.0-0	0.0-0	0	0	0/0
11/7/20	OKLAHOMA STATE*	2-1-3	2.0-6	0.0-0	0	0	0/0
11/21/20	at Iowa State*	0-1-1	0.0-0	0.0-0	0	0	0/0
11/28/20	at Baylor*	2-2-4	1.0-2	0.0-0	0	0	0/0
12/5/20	TEXAS*	0-1-1	0.0-0	0.0-0	0	0	0/0
9/4/21	vs. Stanford*	1-1-2	1.0-6	1.0-6	0	0	0/0
9/11/21	S. ILLINOIS*	1-0-1	0.0-0	0.0-0	0	0	0/0
9/18/21	NEVADA*	2-1-3	0.5-1	0.0-0	0	0	0/0
9/25/21	at Oklahoma St.*	0-1-1	0.5-2	0.0-0	0	0	0/0
10/2/21	OKLAHOMA*	2-0-2	0.0-0	0.0-0	0	0	0/0
10/16/21	IOWA STATE*	2-0-2	1.0-3	0.0-0	0	0	0/0
10/30/21	TCU*	1-1-2	0.5-1	0.0-0	0	0	0/0
11/13/21	WEST VIRGINIA*	1-2-3	1.5-9	1.0-9	0	0	0/0
11/25/21	at Texas*	2-0-2	1.0-1	1.0-1	0	0	0/0
1/4/22	vs. LSU*	1-2-3	0.0-0	0.0-0	0	0	0/0
9/3/22	SOUTH DAKOTA*	1-2-3	1.5-11	1.0-10	0	0	0/0
9/10/22	MISSOURI*	2-1-3	1.0-4	0.0-0	0	0	0/0

*denotes game started; **Bold Italics** denotes career high

HUGGINS' CAREER STATS

Year	G/S	UA-AT-TT	TFL	SACK	INT	PD	F/R
2018	1/0	0-1-1	0.0-0	0.0-0	0	0	0/0
2019	6/0	3-2-5	1.0-4	0.0-0	0	0	0/0
2020	9/8	11-11-22	6.0-22	1.5-12	0	0	0/0
2021	13/13	13-8-21	6.0-23	3.0-16	0	0	0/0
2022	2/2	3-3-6	2.5-15	1.0-10	0	0	0/0
TOTAL	30/22	28-24-52	14.5-60	5.5-38	0	0	0/0



JAYLEN PICKLE

DE • 6-5 • 310 • Sr.-2L
Cimarron, Kan. • Cimarron

- A big lineman who moved from defensive tackle to defensive end during K-State's transition from a 4-man front to a 3-man alignment.
- Played in every game last year with starts in each of the first 5.
- Recorded a hustle INT on a tipped ball in the flat vs. Southern Illinois, the first INT by a Wildcat interior defensive lineman since 2016 (Matt Seiwert against Missouri State).
- Set career highs in tackles (17) and TFLs (1.0) last season.

PICKLE'S GAME-BY-GAME STATS

Date	Opponent	UA-AT-TT	TFL	SACK	INT	PD	F/R
9/26/20	at Oklahoma*	0-4-4	0.0-0	0.0-0	0	0	0/0
10/3/20	TEXAS TECH*	0-0-0	0.0-0	0.0-0	0	2	0/0
10/24/20	KANSAS	1-0-1	0.0-0	0.0-0	0	1	0/0
10/31/20	at West Virginia	1-2-3	0.5-1	0.0-0	0	0	0/0
11/7/20	OKLAHOMA STATE	1-0-1	0.0-0	0.0-0	0	0	0/0
12/5/20	TEXAS	1-0-1	0.0-0	0.0-0	0	0	0/0
9/4/21	vs. Stanford*	1-1-2	0.0-0	0.0-0	0	0	0/0
9/11/21	S. ILLINOIS*	0-1-1	0.0-0	0.0-0	1	1	0/0
9/25/21	at Oklahoma St.*	2-0-2	0.0-0	0.0-0	0	0	0/0
10/2/21	OKLAHOMA*	1-0-1	0.0-0	0.0-0	0	0	0/0
10/23/21	at Texas Tech	3-1-4	0.0-0	0.0-0	0	0	0/0
10/30/21	TCU	1-0-1	0.0-0	0.0-0	0	0	0/0
11/20/21	BAYLOR	1-0-1	0.0-0	0.0-0	0	0	0/0
11/25/21	at Texas	4-0-4	1.0-2	0.0-0	0	0	0/0
1/4/22	vs. LSU	1-0-1	0.0-0	0.0-0	0	0	0/0
9/3/22	SOUTH DAKOTA	1-1-2	1.5-2	1.0-2	0	1	0/0

*denotes game started; **Bold Italics** denotes career high

PICKLE'S CAREER STATS

Year	G/S	UA-AT-TT	TFL	SACK	INT	PD	F/R
2020	8/2	4-6-10	0.5-1	0.0-0	0	3	0/0
2021	13/5	14-3-17	1.0-2	0.0-0	1	1	0/0
2022	2/0	1-1-2	1.5-2	1.0-2	0	1	0/0
TOTAL	24/7	19-10-29	3.0-5	1.0-2	1	5	0/0



NATE MATLACK

DE • 6-5 • 245 • So.-1L
Olathe, Kan. • Olathe East

- Played in 13 games last year, including starts in each of the final 3 games, as he earned votes for the Big 12 Defensive Freshman of the Year award.
- Also started the first 2 games of 2022.
- Finished 2nd on the team in sacks (3.5) and 7th in TFLs (5.5).
- Most of his damage came vs. West Virginia and Baylor when he had 2.0 TFLs, a sack and a forced fumble in each contest.

- A 2021 First Team Academic All-Big 12 performer.
- Was the first commit in the Class of 2020 as he was rated the 32nd-best weakside defensive end in the class by 247Sports, while he ranked No. 39 by Rivals.

MATLACK'S GAME-BY-GAME STATS

Date	Opponent	UA-AT-TT	TFL	SACK	INT	PD	F/R
9/18/21	NEVADA	1-1-2	0.5-4	0.5-4	0	0	0/0
10/23/21	at Texas Tech	2-1-3	1.0-6	1.0-6	0	0	0/0
10/30/21	TCU	1-0-1	0.0-0	0.0-0	0	0	0/0
11/6/21	at Kansas	0-1-1	0.0-0	0.0-0	0	1	0/0
11/13/21	WEST VIRGINIA	4-0-4	2.0-15	1.0-9	0	0	1/0
11/20/21	BAYLOR*	3-0-3	2.0-15	1.0-12	0	0	1/0
11/25/21	at Texas*	1-0-1	0.0-0	0.0-0	0	0	0/0
1/4/22	vs. LSU*	1-1-2	0.0-0	0.0-0	0	0	0/0
9/3/22	SOUTH DAKOTA*	1-0-1	1.0-4	0.0-0	0	0	0/0

Bold Italics denotes career high

MATLACK'S CAREER STATS

Year	G/S	UA-AT-TT	TFL	SACK	INT	PD	F/R
2021	13/3	13-4-17	5.5-40	3.5-31	0	1	2/0
2022	2/2	1-0-1	1.0-4	0.0-0	0	0	0/0
TOTAL	15/5	14-4-18	6.5-47	3.5-31	0	1	2/0



2022 SCHEDULE AND RESULTS (OVERALL: 2-0 • HOME: 2-0 • ROAD: 0-0 • NEUTRAL: 0-0 • BIG 12: 0-0)

DATE	(CFP/AP/C) OPPONENT	RESULT	SCORE	TV	ATTEND	TOP PASSER	TOP RUSHER	TOP RECEIVER	TOP TACKLER
Sept. 3	South Dakota	W	34-0	Big 12 Now	50,469	A. Martinez (11-15-0, 53)	D. Vaughn (18-126-1)	M. Knowles (3-14-0)	A. Moore (5)
Sept. 10	Missouri	W	40-12	ESPN2	51,806	A. Martinez (9-20-0, 101)	D. Vaughn (24-145-2)	P. Brooks (3-57-0)	D. Green (7)
Sept. 17	Tulane			Big 12 Now					
Sept. 14	at 6/6 Oklahoma*			FOX					
Oct. 1	at 10/1 Texas Tech*								
Oct. 8	at 10/1 Iowa State*								
Oct. 22	at 10/1 TCU*								
Oct. 29	at 8/7 Oklahoma State*								
Nov. 5	at 21/20 Texas*								
Nov. 12	at 17/19 Baylor*								
Nov. 19	at West Virginia*								
Nov. 26	Kansas*								

* Big 12 Conference Game

TEAM STATISTICS

	KANSAS STATE	OPPONENTS
Scoring	74	12
Points per game	37.0	6.0
Points Off Turnovers	19	6
First Downs	37	27
Rushing	27	12
Passing	8	12
Penalty	2	3
Rushing Yardage	532	225
Yards gained rushing	570	299
Yards lost rushing	38	74
Rushing attempts	88	70
Average per rush	6.0	3.2
Average per game	266.0	112.5
TDs Rushing	8	1
Passing Yardage	196	267
Comp-Att-Int	24-39-0	33-65-5
Average per pass	5.0	4.1
Average per catch	8.2	8.1
Average per game	98.0	133.5
TDs Passing	0	0
Total offense	728	492
Total plays	127	135
Average per play	5.7	3.6
Average per game	364.0	246.0
Kick returns: #-Yards	2-24	3-65
Punt returns: #-Yards	1-93	1-2
Int returns: #-Yards	5-3	0-0
Kick return average	12.0	21.7
Punt return average	93.0	2.0
Int return average	0.6	0.0
Fumbles-Lost	3-2	3-0
Penalties-Yards	12-102	17-121
Average per game	51.0	60.5
Punts-Yards	8-388	13-520
Average per punt	48.5	40.0
Net punt average	48.5	34.2
Kickoffs-Yards	14-874	4-225
Average per kick	62.4	56.3
Net kick average	39.5	37.8
Time of possession / game	32:10	27:50
3rd-down conversion	9/27	10/32
3rd-down pct	33%	31%
4rd-down conversion	3/5	1/5
4rd-down pct	60%	20%
Sacks by-Yards	5-24	4-19
Touchdowns scored	10	1
Field goals - attempts	2-4	2-2
On-Side kicks	0-0	0-0
Red-zone scores	(6-8) 75%	(1-2) 50%
Red-zone touchdowns	(4-8) 50%	(1-2) 50%
PAT-attempts	(8-10) 80%	(0-0) 0%
2-point conversion-attempts	(0-0) 0%	(0-0) 0%
Attendance	102275	0
Games / Avg per game	2/51138	0/0

SCORE BY QUARTERS	1ST	2ND	3RD	4TH	TOTAL
Kansas St.	27	20	13	14	74
Opponents	3	0	3	6	12

RUSHING

PLAYER	GP	ATT.	GAIN	LOSS	NET	AVG.	TD	LONG	YPG
Deuce Vaughn	2	42	277	6	271	6.5	3	39	135.5
Adrian Martinez	2	26	114	23	91	3.5	2	17	45.5
DJ Giddens	2	8	86	0	86	10.8	2	28	43.0
Jake Rubley	2	5	9	7	2	0.4	0	3	1.0
Phillip Brooks	2	1	3	0	3	3.0	0	3	1.5
Malik Knowles	2	1	75	0	75	75.0	1	75	37.5
Jax Dineen	1	1	2	0	2	2.0	0	2	2.0
Kade Warner	2	1	2	0	2	2.0	0	2	1.0
Anthony Frias II	1	1	2	0	2	2.0	0	2	2.0
Team	2	2	0	2	-2	-1.0	0	0	-1.0
Total	2	88	570	38	532	6.0	8	75	266.0
Opponents	2	70	299	74	225	3.2	1	29	112.5

PASSING

PLAYER	GP	EFFIC.	CMP-ATT-INT	PCT.	YARDS	TD	LG	AVG/G
Adrian Martinez	2	94.1	20-35-0	57.1	154	0	28	77.0
Jake Rubley	2	188.2	4-4-0	100.0	42	0	18	21.0
Total	2	103.8	24-39-0	61.5	196	0	28	98.0
Opponents	2	69.9	33-65-5	50.8	267	0	39	133.5

RECEIVING

PLAYER	GP	NO	YDS	AVG	TD	LONG	AVG/G
Malik Knowles	2	5	40	8.0	0	18	20.0
Kade Warner	2	4	14	3.5	0	6	7.0
Phillip Brooks	2	3	57	19.0	0	28	28.5
Ben Sinnott	2	3	15	5.0	0	8	7.5
Will Swanson	2	2	23	11.5	0	18	11.5
Deuce Vaughn	2	2	6	3.0	0	4	3.0
Sammy Wheeler	2	1	10	10.0	0	10	5.0
Seth Porter	2	1	7	7.0	0	7	3.5
Christian Moore	2	1	4	4.0	0	4	2.0
RJ Garcia II	2	1	17	17.0	0	17	8.5
DJ Giddens	2	1	3	3.0	0	3	1.5
Total	2	24	196	8.2	0	28	98.0
Opponents	2	33	267	8.1	0	39	133.5



TOTAL OFFENSE

PLAYER	GP	PLAYS	RUSH	PASS	TOTAL	AVG/G
Deuce Vaughn	2	42	271	0	271	135.5
Adrian Martinez	2	61	91	154	245	122.5
DJ Giddens	2	8	86	0	86	43.0
Malik Knowles	2	1	75	0	75	37.5
Jake Rubley	2	9	2	42	44	22.0
Phillip Brooks	2	1	3	0	3	1.5
Jax Dineen	1	1	2	0	2	2.0
Kade Warner	2	1	2	0	2	1.0
Anthony Frias II	1	1	2	0	2	2.0
Team	2	0	-2	0	-2	-1.0
Total	2	127	532	196	728	364.0
Opponents	2	135	225	267	492	246.0

SCORING

PLAYER	TD	FGS	PATs					SAF	PTS
			KICK	RUSH	RCV	PASS	DXP		
Deuce Vaughn	3	-	-	-	-	-	-	-	18
Chris Tennant	-	2-4	8-10	-	-	-	-	-	14
Adrian Martinez	2	-	-	-	-	-	-	-	12
DJ Giddens	2	-	-	-	-	-	-	-	12
Phillip Brooks	1	-	-	-	-	-	-	-	6
Malik Knowles	1	-	-	-	-	-	-	-	6
Desmond Purnell	1	-	-	-	-	-	-	-	6
Total	10	2-4	8-10	0	0	0	0	0	74
Opponents	1	2-2	0-0	0	0	0	0	0	12

PUNT RETURNS

PLAYER	NO	YDS	AVG	TD	LONG
Phillip Brooks	1	76	76.0	1	76
Total	1	93	93.0	2	76
Opponents	1	2	2.0	0	2

KICKOFF RETURNS

PLAYER	NO	YDS	AVG	TD	LONG
Malik Knowles	1	20	20.0	0	20
Cody Stufflebean	1	4	4.0	0	4
Total	2	24	12.0	0	20
Opponents	3	65	21.7	0	35

INTERCEPTIONS

PLAYER	NO	YDS	AVG	TD	LONG
Cincere Mason	2	0	0.0	0	0
Nick Allen	1	2	2.0	0	2
Daniel Green	1	1	1.0	0	1
Kobe Savage	1	0	0.0	0	0
Total	5	3	0.6	0	2
Opponents	0	0	0.0	0	0

FUMBLE RETURNS

PLAYER	NO	YDS	AVG	TD	LONG
Total	0	0	0.0	0	0
Opponents	2	0	0.0	0	0

ALL-PURPOSE YARDAGE

PLAYER	G	RUSH	REC	PR	KOR	IR	TOT	AVG/G
Deuce Vaughn	2	271	6	0	0	0	277	138.5
Phillip Brooks	2	3	57	76	0	0	136	68.0
Malik Knowles	2	75	40	0	20	0	135	67.5
Adrian Martinez	2	91	0	0	0	0	91	45.5
DJ Giddens	2	86	3	0	0	0	89	44.5
Will Swanson	2	0	23	0	0	0	23	11.5
RJ Garcia II	2	0	17	0	0	0	17	8.5
Desmond Purnell	2	0	0	17	0	0	17	8.5
Kade Warner	2	2	14	0	0	0	16	8.0
Ben Sinnott	2	0	15	0	0	0	15	7.5
Sammy Wheeler	2	0	10	0	0	0	10	5.0
Seth Porter	2	0	7	0	0	0	7	3.5
Cody Stufflebean	2	0	0	0	4	0	4	2.0
Christian Moore	2	0	4	0	0	0	4	2.0
Jake Rubley	2	2	0	0	0	0	2	1.0
Nick Allen	2	0	0	0	0	2	2	1.0
Jax Dineen	1	2	0	0	0	0	2	2.0
Anthony Frias II	1	2	0	0	0	0	2	2.0
Daniel Green	2	0	0	0	0	1	1	0.5
Team	2	-2	0	0	0	0	-2	-1.0
Total	2	532	196	93	24	3	848	424.0
Opponents	2	225	267	2	65	0	559	279.5

PUNTING

PLAYER	NO	YDS	AVG	LONG	TB	FC	I20	50+	BLKD
Ty Zentner	8	388	48.5	66	0	3	3	3	0
Total	8	388	48.5	66	0	3	3	3	0
Opponents	13	520	40.0	61	0	5	3	4	1

FIELD GOALS

PLAYER	FGM-FGA	PCT	1-19	20-29	30-39	40-49	50+	LG	BLK
Chris Tennant	2-4	50.0	0-0	0-0	2-3	0-1	0-0	37	0
Opponents	2-2	100.0	0-0	0-0	0-0	2-2	0-0	49	0

FIELD GOAL SEQUENCE

GAME	KANSAS STATE	OPPONENTS
South Dakota	43	-
Missouri	(35), 31, (37)	(49), (44)
() - Made		

KICKOFFS

PLAYER	NO	YDS	AVG	TB	OB	RETN	NET	YDLN
Ty Zentner	14	874	62.4	7	0			
Total	14	874	62.4	7	0	3	39.5	25
Opponents	4	225	56.3	2	0	2	37.8	27



GAME-BY-GAME PASSING

ADRIAN MARTINEZ	Comp	Att	Int	Pct	Yards	TD	Long	Sack	Yds	Effic.
South Dakota	11	15	0	73.3	53	0	10	3	13	103.0
Missouri	9	20	0	45.0	101	0	28	0	0	87.4
Tulane										
Oklahoma										
Texas Tech										
Iowa State										
TCU										
Oklahoma State										
Texas										
Baylor										
West Virginia										
Kansas										
TOTALS	20	35	0	57.1	154	0	28	3	13	94.1



JAKE RUBLEY	Comp	Att	Int	Pct	Yards	TD	Long	Sack	Yds	Effic.
South Dakota	4	4	0	100.0	42	0	18	1	6	188.2
TOTALS	4	4	0	100.0	42	0	18	1	6	188.2

GAME-BY-GAME RUSHING (NO-YDS/TDs)

PLAYER	NO-YDS/TDs	USD	MU	TUL	OU	TTU	ISU	TCU	OSU	UT	BU	WV	KU
Deuce Vaughn	42-271/3	18-126/1	24-145/2										
Adrian Martinez	26-91/2	13-39/1	13-52/1										
DJ Giddens	8-86/2	6-57/1	2-29/1										
Jake Rubley	5-2/0	5-2/0	—										
Malik Knowles	1-75/1	1-75/1	—										
Phillip Brooks	1-3/0	—	1-3/0										
Anthony Frias II	1-2/0	DNP	1-2/0										
Jax Dineen	1-2/0	DNP	1-2/0										
Kade Warner	1-2/0	—	1-2/0										
TOTALS	88-532/8	45-297/4	43-235/4										

GAME-BY-GAME RECEIVING (NO-YDS/TDs)

PLAYER	NO-YDS/TDs	USD	MU	TUL	OU	TTU	ISU	TCU	OSU	UT	BU	WV	KU
Malik Knowles	5-40/0	3-14/0	2-26/0										
Kade Warner	4-14/0	3-10/0	1-4/0										
Phillip Brooks	3-57/0	—	3-57/0										
Ben Sinnott	3-15/0	2-12/0	1-3/0										
Will Swanson	2-23/0	2-23/0	—										
Deuce Vaughn	2-6/0	1-2/0	1-4/0										
RJ Garcia II	1-17/0	1-17/0	—										
Sammy Wheeler	1-10/0	1-10/0	—										
Seth Porter	1-7/0	—	1-7/0										
Christian Moore	1-4/0	1-4/0	—										
DJ Giddens	1-3/0	1-3/0	—										
TOTALS	24-196/0	15-95/0	20-101/0										



DEFENSIVE STATISTICS

PLAYER	GP	TACKLES			TFLS NO-YDS	SACKS NO-YDS	PASS DEFENSE			FUMBLES		BLKD KICK	SA
		SOLO	AST	TOTAL			INT-YDS	PBU	QBH	RCV-YDS	FF		
Austin Moore	2	7	4	11	2.5-3	.	.	.	1
Daniel Green	2	7	1	8	1-1	.	1-1
Julius Brents	2	7	.	7
Felix Anudike-Uzomah	2	5	1	6	2.5-9	1.5-5	.	.	1	.	1	.	.
Eli Huggins	2	3	3	6	2.5-15	1-10	.	.	1
Kobe Savage	2	4	1	5	1-4	.	1-0
Ekow Boye-Doe	2	4	.	4
Josh Hayes	1	3	1	4	2-7
Brendan Mott	2	4	.	4	2-21	1-7
Jake Clifton	1	4	.	4
Khalid Duke	2	4	.	4
Beau Palmer	2	4	.	4
Drake Cheatum	2	2	1	3	.	.	.	1
Matthew Maschmeier	2	3	.	3
Cincere Mason	2	3	.	3	.	.	2-0	1
Desmond Purnell	2	1	2	3	0.5-0
Uso Seumalo	2	3	.	3	2-3
Jaylen Pickle	2	1	1	2	1.5-2	1-2	.	1
Trey Krause	1	2	.	2
Hunter Henry	1	1	1	2
Nickendre Stiger	2	2	.	2
Robert Hentz II	2	1	1	2	1.5-3	0.5-0
Cody Stufflebean	2	2	.	2
Cartez Crook-Jones	1	1	.	1
Gavin Forsha	2	1	.	1
Seth Porter	2	1	.	1	1	.
Omar Daniels	2	1	.	1
Damian Ilalio	2	1	.	1
Jacob Parrish	2	1	.	1
TJ Smith	1	.	1	1	.	.	.	1
Jace Friesen	2	1	.	1
Nate Matlack	2	1	.	1	1-4
Nick Allen	2	1	.	1	.	.	1-2
Totals	2	86	1	8	104	20-72	5-24	5-3	4	3	0-0	1	1
Opponents	2	94	4	98	1	0-32	4-19	0-0	0	5	2-0	2	0

SPECIAL TEAMS TACKLES

PLAYER	TOTAL	KO	PUNT
Matthew Maschmeier	2	2	0
Seth Porter	1	1	0
TOTALS	3	3	0



TOP TACKLERS GAME BY GAME

PLAYER	UT-AT-TT	USD	MU	TUL	OU	TT	ISU	TCU	OSU	UT	BU	WVU	KU
Austin Moore	7-4-11	3-2-5	4-2-6										
Daniel Green	7-1-8	1-0-1	6-1-7										
Julius Brents	7-0-7	3-0-3	4-0-4										
Felix Anudike-Uzomah	5-1-6	3-0-3	2-1-3										
Eli Huggins	3-3-6	1-2-3	2-1-3										
Kobe Savage	4-1-5	2-0-2	2-1-3										
Jake Clifton	4-0-4	4-0-4	DNP										
Ekow Boye-Doe	4-0-4	3-0-3	1-0-1										
Beau Palmer	4-0-4	2-0-2	2-0-2										
Brendan Mott	4-0-4	2-0-2	2-0-2										
Khalid Duke	4-0-4	1-0-1	3-0-3										
Josh Hayes	3-1-4	DNP	3-1-4										
Uso Seumalo	3-0-3	2-0-2	1-0-1										
Matthew Maschmeier	3-0-3	2-0-2	1-0-1										
Cincere Mason	3-0-3	2-0-2	1-0-1										
Drake Cheatum	2-1-3	1-0-1	1-1-2										
Desmond Purnell	1-2-3	1-2-3	–										

GAME-BY-GAME TACKLES FOR LOSS

PLAYER	TFL-Yds	USD	MU	TUL	OU	TT	ISU	TCU	OSU	UT	BU	WVU	KU
Eli Huggins	2.5-15	1.5-11	1.0-4										
Felix Anudike-Uzomah	2.5-9	2.0-5	0.5-1										
Austin Moore	2.5-3	0.5-1	2.0-2										
Brendan Mott	2.0-21	1.0-7	1.0-14										
Josh Hayes	2.0-7	DNP	2.0-7										
Uso Seumalo	2.0-3	1.0-1	1.0-2										
Robert Hentz II	1.5-3	–	1.5-3										
Jaylen Pickle	1.5-2	1.5-2	–										
Kobe Savage	1.0-4	1.0-4	–										
Nate Matlack	1.0-4	1.0-4											
Daniel Green	1.0-1	–	1.0-1										
Desmond Purnell	0.5-0	0.5-0	–										
TOTAL	20-72	10-38	10-34										

GAME-BY-GAME SACKS

PLAYER	SACK-Yds	USD	MU	TUL	OU	TT	ISU	TCU	OSU	UT	BU	WVU	KU
Felix Anudike-Uzomah	1.5-5	1.0-4	0.5-1										
Eli Huggins	1.0-10	1.0-10	–										
Brendan Mott	1.0-7	1.0-7	–										
Jaylen Pickle	1.0-2	1.0-2	–										
Robert Hentz II	0.5-0	–	0.5-0										
TOTAL	5-24	4-23	1-1										



GAME-BY-GAME SUMMARIES

GAME	Final Score	Score By Quarter				First Downs				Rushing			Passing			Total Offense		Punting	Fumbles	Penalty	Third Downs	Total ToP
		1	2	3	4 (OT)	Ru	Pa	Pn	Tot	Att	Yds	TD	C-A-I	Yds	TD	Att	Yds	No-Avg	No-Lost	No-Yds		
South Dakota	0	0	0	0	0	6	7	0	13	35	131	0	18-34-1	139	0	69	270	7-39.1	3-0	9-75	5-16	27:41
K-State	34	20	7	7	0	15	3	1	19	45	297	4	15-19-0	95	0	64	392	5-40.4	1-0	4-34	5-14	32:19
Missouri	12	3	0	3	6	6	5	3	14	35	94	1	15-31-4	128	0	66	22	6-41.0	0-0	8-46	5-16	27:59
K-State	40	7	13	6	14	12	5	1	18	43	235	4	9-20-0	101	0	63	336	4-54.2	2-1	8-68	4-13	32:01
Tulane																						
K-State																						
K-State																						
Oklahoma																						
Texas Tech																						
K-State																						
K-State																						
Iowa State																						
K-State																						
TCU																						
Oklahoma State																						
K-State																						
Texas																						
K-State																						
K-State																						
Baylor																						
K-State																						
West Virginia																						
Kansas																						
K-State																						

GAME-BY-GAME STARTERS

OFFENSE

Opponent	WR	LT	LG	C	RG	RT	TE	QB	FB	RB	WR
South Dakota	Knowles	Leveston	Beebe	Gillum	Poitier	Duffie	Sinnott	Martinez	Warner (wr)	Vaughn	Brooks
Missouri	Knowles	Leveston	Beebe	Gillum	Panzer	Duffie	Sinnott	Martinez	Wheeler (te)	Vaughn	Brooks
Tulane											
Oklahoma											
Texas Tech											
Iowa State											
TCU											
Oklahoma State											
Texas											
Baylor											
West Virginia											
Kansas											

DEFENSE

Opponent	DE	NG	DE	SLB	MLB	WLB	CB	SS	JS	FS	CB
South Dakota	Anudike-Uzomah	Huggins	Matlack	Duke	Green	Moore	Brents	Savage	Cheatum	Payne	Boye-Doe
Missouri	Anudike-Uzomah	Huggins	Matlack	Duke	Green	Moore	Brents	Savage	Cheatum	Hayes	Boye-Doe
Tulane											
Oklahoma											
Texas Tech											
Iowa State											
TCU											
Oklahoma State											
Texas											
Baylor											
West Virginia											
Kansas											

TURNOVER CHART

GAME	TAKEAWAYS			GIVEAWAYS			DIFF.	K-STATE PTS OFF	OPP PTS OFF
	FUM	INT	TOT	FUM	INT	TOT			
South Dakota	0	1	1	0	0	0	+1	7	0
Missouri	0	4	4	1	0	1	+3	20	6
Tulane									
Oklahoma									
Texas Tech									
Iowa State									
TCU									
Oklahoma State									
Texas									
Baylor									
West Virginia									
Kansas									
TOTAL	0	5	4	1	0	1	+4	27	6
AVG. PER GAME	0.00	2.50	2.50	0.50	0.00	0.50	+2.00	13.5	3.0



SCORING DRIVES

KANSAS STATE

OPPONENT	QTR	TD	FG	PLAYER(S)	PLAY	PL	YDS	TIME
South Dakota	1	X		Malik Knowles	75 yd run	1	75	0:10
	1	X		Desmond Purnell	17 yd blkd punt return	—	—	—
	1	X		Deuce Vaughn	39 yd run	5	63	1:28
	2	X		Adrian Martinez	6 yd run	8	78	3:28
	3	X		DJ Giddens	12 yd run	11	63	4:55
Missouri	1	X		Deuce Vaughn	1 yd run	11	75	4:58
	2	X		Adrian Martinez	16 yd run	10	49	4:22
	2	X		Phillip Brooks	76 yd punt return	—	—	—
	3		X	Chris Tennant	35 yd field goal	6	16	2:22
	3		X	Chris Tennant	37 yd field goal	4	0	1:20
	4	X		Deuce Vaughn	24 yd run	4	59	2:02
	4	X		DJ Giddens	28 yd run	10	63	6:46

OPPONENTS

OPPONENT	QTR	TD	FG	PLAYER(S)	PLAY	PL	YDS	TIME
Missouri	1		X	Harrison Mevis	49 yd field goal	11	44	5:40
	3		X	Harrison Mevis	44 yd field goal	8	54	2:16
	4	X		Cody Schrader	1 yd run	6	20	1:10

DRIVE SUPERLATIVES

	KANSAS STATE	OPPONENT
Most Plays/Result	11/TD vs. South Dakota and Missouri	14/Downs by South Dakota
Most Yards/Result	78/TD vs. South Dakota	71/Downs by South Dakota
Most Time/Result	6:46/TD vs. Missouri	5:40/FG by Missouri

AVERAGE STARTING FIELD POSITION

	Total Drives	Total Yd. Line	Average Field Pos.	Started in Opp.	Total Scores	TD	FG	MFG	Punts	Downs	To	Clock	Total Off. Points
K-State	24	815	Own 34	4	10	8	2	2	9	1	1	1	60
Opponents	27	718	Own 27	1	3	1	2	0	13	4	5	2	12

DRIVE CHART (NO. OF DRIVES/TD/FG)

Drive Start Result	1-9 NO/TD/FG	10-19 NO/TD/FG	20-29 NO/TD/FG	30-39 NO/TD/FG	40-49 NO/TD/FG	50+ NO/TD/FG
South Dakota	2/0/0	0/0/0	4/2/0	4/2/0	2/0/0	0/0/0
Missouri	0/0/0	2/0/0	3/1/0	2/1/0	1/1/0	4/1/2
Tulane						
Oklahoma						
Texas Tech						
Iowa State						
TCU						
Oklahoma State						
Texas						
Baylor						
West Virginia						
Kansas						

3-AND-OUT

	Kansas State 3-and-Out/Drives	Opponent 3-and-Out/Drives
South Dakota	4/12	5/13
Missouri	3/12	4/14
Tulane		
Oklahoma		
Texas Tech		
Iowa State		
TCU		
Oklahoma State		
Texas		
Baylor		
West Virginia		
Kansas		

SCORING DRIVE ANALYSIS

	KANSAS STATE		OPPONENTS	
Yardage	TD	FG	TD	FG
No Drive	2	0	0	0
Minus Yds.	0	0	0	0
0-9	0	0	0	0
10-19	0	1	0	0
20-29	0	0	1	0
30-39	0	0	0	0
40-49	1	0	0	1
50-59	1	0	0	1
60-69	3	0	0	0
70-79	3	0	0	0
80-89	0	0	0	0
90-99	0	0	0	0

GAME OPENING DRIVES

	KANSAS STATE			OPPONENTS		
Opponent	Pts.	1st Dns.	Yds.	Pts.	1st Dns.	Yds.
South Dakota	7	1	75	0	0	9
Missouri	7	4	75	3	3	44
Tulane						
Oklahoma						
Texas Tech						
Iowa State						
TCU						
Oklahoma State						
Texas						
Baylor						
West Virginia						
Kansas						

SECOND HALF OPENING DRIVES

	KANSAS STATE			OPPONENTS		
Opponent	Pts.	1st Dns.	Yds.	Pts.	1st Dns.	Yds.
South Dakota	7	4	63	0	0	-1
Missouri	0	0	-9	3	2	54
Tulane						
Oklahoma						
Texas Tech						
Iowa State						
TCU						
Oklahoma State						
Texas						
Baylor						
West Virginia						
Kansas						

3RD-DOWN CONVERSIONS (INCLUDES 3RD-AND-GOAL SITUATIONS)

BY QUARTER	1	2	3	4	TOTAL
KANSAS STATE	5-8	1-6	1-8	2-5	9-27
PCT.	.625	.167	.125	.400	.333
Opponents	0-6	4-11	3-7	3-8	10-32
PCT.	.000	.364	.429	.375	.313
BY YARDAGE	1-3	4-6	7-10	11+	TOTAL
KANSAS STATE	6-10	2-6	1-6	0-5	9-27
PCT.	.600	.333	.167	.000	.333
Opponents	5-9	3-8	2-5	0-10	10-32
PCT.	.556	.375	.400	.000	.313

WHO CONVERTS FOR K-STATE: Martinez 4, Knowles 2, Vaughn 1, Rubley 1, Warner 1.



RED ZONE

Opponent	Times Inside		Times Scored	Total Pts	Total TDs	Rush TDs	Pass TDs	FGs Made	<----- Failed to score inside opp. 20 ----->					
	Score	Opp. 20							FGA	Downs	Int	Fumb	Half	Game
South Dakota	34-0	3	2	14	2	2	0	0	1	0	0	0	0	0
Missouri	40-12	5	4	20	2	2	0	2	1	0	0	0	0	0
Tulane														
Oklahoma														
Texas Tech														
Iowa State														
TCU														
Oklahoma State														
Texas														
Baylor														
West Virginia														
Kansas														
K-State	74-12	8	6	34	4	4	0	2	2	0	0	0	0	0
Opponents	12-74	2	1	6	1	1	0	0	0	1	0	0	0	0

Season Percentage - Overall: 6 of 8 (75.0%)

Season Percentage - Touchdowns: 4 of 8 (50.0%)

Season Percentage - Field Goals: 2 of 8 (25.0%)

20-PLUS YARD PLAYS

YARDS	TYPE	PLAYER(S)	OPPONENT	QTR
76*	Punt Return	Phillip Brooks	Missouri	2
75*	Run	Malik Knowles	South Dakota	1
39*	Run	Deuce Vaughn	South Dakota	1
29	Run	Deuce Vaughn	Missouri	4
28*	Run	DJ Giddens	Missouri	4
28	Pass	Adrian Martinez to Phillip Brooks	Missouri	1
25	Run	Deuce Vaughn	South Dakota	3
24*	Run	Deuce Vaughn	Missouri	4
20	Kickoff Return	Malik Knowles	Missouri	1

BY PLAY

Pass.....	1
Rush.....	6
Kickoff Return	1
Punt Return.....	1
Interception Return.....	0

BY GAME

South Dakota	3
Missouri	6

BY QUARTER

1st.....	4
2nd	1
3rd	1
4th	3

RUSHING

Deuce Vaughn.....	4
DJ Giddens	1
Malik Knowles.....	1

PASSING

Adrian Martinez	1
-----------------------	---

RECEIVING

Phillip Brooks	1
----------------------	---

KICKOFF RETURN

Malik Knowles.....	1
--------------------	---

PUNT RETURN

Phillip Brooks.....	1
---------------------	---

INTERCEPTION RETURN

None

OPPONENT 20-YARD PLAYS

Pass – 39 (Brady Cook to Dominic Lovett, Missouri)

Rush – 35 (Travis Theis, South Dakota)

Kickoff Return – 35 (Wesley Eliodor, South Dakota)

Punt Return – None

Interception Return – None

Fumble Return – None



SUPERLATIVES

TEAM		TEAM	
K-State High	K-State Team Low	Points	Opponent High
40 vs. Missouri	34 vs. South Dakota	12, Missouri	Opponent Low
392 vs. South Dakota	336 vs. Missouri	Total Offense	0, South Dakota
64 vs. South Dakota	63 vs. Missouri	Plays	222, Missouri
6.1 vs. South Dakota	5.3 vs. Missouri	Yards Per Play	66, Missouri
19 vs. South Dakota	18 vs. Missouri	First Downs	3.4, Missouri
5 vs. South Dakota	4 vs. Missouri	3rd Down Conversions	13, South Dakota
35.7 vs. South Dakota	30.8 vs. Missouri	3rd Down Percentage (Min. 5 Att)	—
297 vs. South Dakota	235 vs. Missouri	Rushing Yards	—
45 vs. South Dakota	43 vs. Missouri	Rushes	94, Missouri
6.6 vs. South Dakota	5.5 vs. Missouri	Yards Per Carry	—
4 vs. South Dakota and Missouri	—	Rushing Touchdowns	2.7, Missouri
101 vs. Missouri	95 vs. South Dakota	Passing Yards	0, South Dakota
20 vs. Missouri	19 vs. South Dakota	Passing Attempts	128, Missouri
15 vs. South Dakota	9 vs. Missouri	Completions	31, Missouri
—	—	Passing Touchdowns	15, Missouri
78.9 vs. South Dakota	45.0 vs. Missouri	Completion Percentage (Min. 10 Att)	—
121.0 vs. South Dakota	87.4 vs. Missouri	Passing Efficiency (Min. 10 Att)	48.4, Missouri
2 vs. Missouri	0 vs. South Dakota	Field Goals	57.3, Missouri
54.2 vs. Missouri	40.4 vs. South Dakota	Punting Average (Min. 3 Att)	—
76 vs. Missouri	29 vs. South Dakota	Punt Return Yards	0, South Dakota
24 vs. Missouri	0 vs. Missouri	Kickoff Return Yards	0, Missouri
4 vs. South Dakota	1 vs. Missouri	Sacks By	30, Missouri
10 vs. South Dakota and Missouri	—	TFLs By	0, Missouri
4 vs. Missouri	1 vs. South Dakota	Interceptions By	1, Missouri
8 vs. Missouri	4 vs. South Dakota	Penalties	0, South Dakota and Missouri
68 vs. Missouri	34 vs. South Dakota	Penalty Yards	8, Missouri
1 vs. Missouri	0 vs. South Dakota	Turnovers	46, Missouri
			1, South Dakota

INDIVIDUAL		INDIVIDUAL	
K-State High	K-State Team Low	Opponent High	Opponent Low
146, Deuce Vaughn vs. Missouri	146, Deuce Vaughn vs. Missouri	84, Shomari Lawrence, South Dakota	84, Shomari Lawrence, South Dakota
24, Deuce Vaughn vs. Missouri	24, Deuce Vaughn vs. Missouri	14, Shomari Lawrence, South Dakota	14, Shomari Lawrence, South Dakota
7.0, Deuce Vaughn vs. South Dakota	7.0, Deuce Vaughn vs. South Dakota	6.0, Shomari Lawrence, South Dakota	6.0, Shomari Lawrence, South Dakota
75, Malik Knowles vs. South Dakota	75, Malik Knowles vs. South Dakota	29, Travis Theis, South Dakota	29, Travis Theis, South Dakota
75, Malik Knowles vs. South Dakota	75, Malik Knowles vs. South Dakota	1, Cody Schrader, Missouri	1, Cody Schrader, Missouri
2, Deuce Vaughn vs. Missouri	2, Deuce Vaughn vs. Missouri	1, Cody Schrader, Missouri	1, Cody Schrader, Missouri
101, Adrian Martinez vs. Missouri	101, Adrian Martinez vs. Missouri	139, Carson Camp, South Dakota	139, Carson Camp, South Dakota
20, Adrian Martinez vs. Missouri	20, Adrian Martinez vs. Missouri	34, Carson Camp, South Dakota	34, Carson Camp, South Dakota
11, Adrian Martinez vs. South Dakota	11, Adrian Martinez vs. South Dakota	18, Carson Camp, South Dakota	18, Carson Camp, South Dakota
28, Adrian Martinez vs. Missouri	28, Adrian Martinez vs. Missouri	39, Brady Cook, Missouri	39, Brady Cook, Missouri
—	—	—	—
—	—	—	—
73.3, Adrian Martinez vs. South Dakota	73.3, Adrian Martinez vs. South Dakota	55.6, Brady Cook, Missouri	55.6, Brady Cook, Missouri
103.0, Adrian Martinez vs. South Dakota	103.0, Adrian Martinez vs. South Dakota	81.4, Carson Camp, South Dakota	81.4, Carson Camp, South Dakota
57, Phillip Brooks, Missouri	57, Phillip Brooks, Missouri	66, Dominic Lovett, Missouri	66, Dominic Lovett, Missouri
3, three times	3, three times	3, seven times	3, seven times
19.0, Phillip Brooks vs. Missouri	19.0, Phillip Brooks vs. Missouri	22.0, Dominic Lovett, Missouri	22.0, Dominic Lovett, Missouri
28, Phillip Brooks vs. Missouri	28, Phillip Brooks vs. Missouri	39, Dominic Lovett, Missouri	39, Dominic Lovett, Missouri
—	—	—	—
—	—	—	—
153, Adrian Martinez vs. Missouri	153, Adrian Martinez vs. Missouri	184, Brady Cook, Missouri	184, Brady Cook, Missouri
149, Deuce Vaughn vs. Missouri	149, Deuce Vaughn vs. Missouri	90, Shomari Lawrence, South Dakota	90, Shomari Lawrence, South Dakota
2, Chris Tennant vs. Missouri	2, Chris Tennant vs. Missouri	2, Harrison Mevis, Missouri	2, Harrison Mevis, Missouri
37, Chris Tennant vs. Missouri	37, Chris Tennant vs. Missouri	49, Harrison Mevis, Missouri	49, Harrison Mevis, Missouri
5, Ty Zentner vs. South Dakota	5, Ty Zentner vs. South Dakota	6, two times	6, two times
54.2, Ty Zentner vs. Missouri	54.2, Ty Zentner vs. Missouri	45.7, John Bickle, South Dakota	45.7, John Bickle, South Dakota
66, Ty Zentner vs. Missouri	66, Ty Zentner vs. Missouri	61, John Bickle, South Dakota	61, John Bickle, South Dakota
76, Phillip Brooks vs. Missouri	76, Phillip Brooks vs. Missouri	2, Carter Bell, South Dakota	2, Carter Bell, South Dakota
20, Malik Knowles vs. Missouri	20, Malik Knowles vs. Missouri	35, Wesley Eliodor, South Dakota	35, Wesley Eliodor, South Dakota
7, Daniel Green vs. Missouri	7, Daniel Green vs. Missouri	10, Brock Mogensen, South Dakota	10, Brock Mogensen, South Dakota
6, Daniel Green vs. Missouri	6, Daniel Green vs. Missouri	9, Brock Mogensen, South Dakota	9, Brock Mogensen, South Dakota
2.0, three times	2.0, three times	3.0, Michael Scott, South Dakota	3.0, Michael Scott, South Dakota
1.0, four times	1.0, four times	2.0, Michael Scott, South Dakota	2.0, Michael Scott, South Dakota
1, four times	1, four times	—	—
1, five times	1, five times	—	—
2, Nick Allen vs. Missouri	2, Nick Allen vs. Missouri	—	—



GAME ONE

SOUTH DAKOTA 0 0 0 0 - 0
rv/rv K-STATE 20 7 7 0 - 34

Sept. 3 | Bill Snyder Family Stadium | Manhattan, Kan. | 6:02 p.m. | Att: 50,469



MALIK KNOWLES

TEAM STATISTICS

	USD	K-STATE
FIRST DOWNS	13	19
Rushing	6	15
Passing	7	3
Penalty	0	1
NET YARDS RUSHING	131	297
Rushing Attempts	35	45
Average Per Rush	3.7	6.6
Rushing Touchdowns	0	4
Yards Gained Rushing	179	329
Yards Lost Rushing	48	32
NET YARDS PASSING	139	95
Completions-Attempts-Int	18-34-1	15-19-0
Average Per Attempt	4.1	5.0
Average Per Completion	7.7	6.3
Passing Touchdowns	0	0
TOTAL OFFENSE YARDS	270	392
Total offense plays	69	64
Average Gain Per Play	3.9	6.1
Fumbles: Number-Lost	3-0	1-0
Penalties: Number-Yards	9-75	4-34
PUNTS-YARDS	7-274	5-202
Average Yards Per Punt	39.1	40.4
Net Yards Per Punt	39.1	40.0
Inside 20	1	1
50+ Yards	2	0
Touchbacks	0	0
Fair catch	3	3
KICKOFFS-YARDS	1-65	6-384
Average Yards Per Kickoff	65.0	64.0
Net Yards Per Kickoff	40.0	37.3
Touchbacks	1	4
Punt returns: Number-Yards-TD	1-2-0	1-29-1
Average Per Return	2.0	29.0
Kickoff returns: Number-Yds-TD	1-35-0	0-0-0
Average Per Return	35.0	0.0
Interceptions: Number-Yds-TD	0-0-0	1-0-0
Fumble Returns: Number-Yds-TD	0-0-0	0-0-0
Possession Time	27:41	32:19
1st Quarter	5:42	9:18
2nd Quarter	7:02	7:58
3rd Quarter	7:48	7:12
4th Quarter	7:09	7:51
Third-Down Conversions	5 of 16	5 of 14
Fourth-Down Conversions	0 of 4	1 of 2
Red-Zone Scores-Chances	0-1	2-3
Touchdowns	0-1	2-3
Field goals	0-1	0-3
Sacks By: Number-Yards	4-19	4-23
PAT Kicks	0-0	4-5
Field Goals	0-0	0-1

Game Notes

• The attendance for tonight's season opener was 50,469... It was the first sellout for K-State since the 2019 Oklahoma game (50,394)... The 2019 season - which was the first for head coach **Chris Klieman** - had three sellouts as the Baylor (50,448) and Nicholls (51,189) contests were also sellouts... The game against Nicholls was Klieman's first at the helm of the Wildcats.

• K-State shut out South Dakota, as it was the Wildcats' first shut-out since the 2019 Bowling Green contest... It was K-State's first shutout in a season opener since also blanking South Dakota, 34-0, in 2015.

• K-State scored its first touchdown 10 seconds into the game on a 75-yard run by wide receiver **Malik Knowles**... It was the fastest score in a game in school history... The previous fastest was an 11-second score against Louisiana Tech in 1988... The previous record for a season-opening score was 12 seconds on a Morgan Burns kickoff return against South Dakota in 2015... It was the first time K-State scored on its first offensive play since a 68-yard touchdown from Skylar Thompson to Dalton Schoen against West Virginia in 2019... Knowles' 75-yard rush tied for the 12th-longest run in school history, a mark he also had at Baylor in 2020.

• **Seth Porter** blocked South Dakota's second punt of the evening, which **Desmond Purnell** scooped up and returned 17 yards for a touchdown... It was the second-straight season K-State had a blocked punt for a touchdown, as the Wildcats had one last year against West Virginia... It is the first time K-State had a blocked punt for a touchdown in consecutive seasons since 2007 and 2008.

WILDCATS BLANK SOUTH DAKOTA IN OPENER

MANHATTAN, Kan. - Kansas State didn't waste any time in getting the fireworks started on its 2022 football season.

It took all of 10 seconds.

Wide receiver Malik Knowles took a handoff and darted 75 yards for a touchdown on the very first play from scrimmage, the fastest opening score in K-State history, and Preseason All-American Deuce Vaughn rushed for 126 yards and one touchdown, as the Wildcats rolled to a 34-0 victory over South Dakota in front of a sellout crowd of 50,469 at Bill Snyder Family Stadium.

K-State, 1-0, outgained South Dakota, 0-1, 393 to 270 overall, and stormed to a 27-0 halftime lead with three rushing touchdowns and another off a blocked punt. The Wildcats, who returned 13 starters and seethed with momentum after a dominant win over LSU in the Texas Bowl, appeared dominant from the start in an opening contest that was never in question ahead of an anticipated contest against former Big 12 Conference member Missouri.

A total of 66 different K-State players saw action as the Wildcats substituted as the game wore on over the final two quarters.

Adrian Martinez completed 11 of 15 passes for 53 yards and added 39 yards on 13 carries and a six-yard touchdown on the ground in his debut in the Wildcats' offense under first-year offensive coordinator Collin Klein. The 6-foot-2, 225-pound transfer from Nebraska completed passes to six different targets, including Knowles, who had three catches for 14 yards. Martinez was efficient, didn't commit a turnover, and managed the game well for his first game in a purple uniform.

Redshirt freshman Jake Rubley played the entire fourth quarter and appeared poised in the pocket during the first action of his career. Rubley went 4 of 4 for 43 yards.

K-State's experienced defense was largely effective as defensive coordinator Joe Klanderman utilized the 3-3-5 alignment throughout the contest. Felix Anudike-Uzomah, the Preseason Big 12 Defensive Player of the Year, recorded the Wildcats' first sack of the season early in the first quarter. Safety Cincere Mason recorded the first interception of the season for the Wildcats late in the first quarter.

It wasn't until Carson Camp completed a 13-yard pass to Javion Phelps with 8:29 left in the third quarter that South Dakota reached 100 yards in total offense. However, the Coyotes saw their 11-play drive end with fourth-down incompleteness.

The Coyotes threatened late when they reached the red zone on their final drive of the game, but Cartez Crook-Jones stuffed Mike Mansaray at the four-yard line on fourth down to preserve the shutout.

While K-State recorded its first shutout since 2019, the Wildcats enjoyed their first opening-play touchdown since against West Virginia in 2019.

Martinez handed the ball off to Knowles, who ran around the left side. Vaughn sprung him with a block. And Knowles raced down the Wildcats sideline as cheers swept through the stadium during the march into history.

K-State's previous fastest opening score came in an 11-second score against Louisiana Tech in 1988.

Soon after, the special teams punt-block unit enjoyed a victory of its own when Seth Porter swept in and blocked a South Dakota punt and Desmond Purnell scooped up the football and returned in 17 yards for a touchdown with 8:14 left in the first quarter. Amazingly, it marked the Wildcats' 126th non-offensive touchdown since 1999, which leads the FBS over the span. Alabama ranks second with 118 non-offensive touchdowns.

Vaughn scored his first touchdown of the season when he raced around the right side, cut inside, and weaved 39 yards into the end zone with 49 seconds remaining in the quarter for a 20-0 lead.

SCORING SUMMARY

Team	Qtr/Time	Scoring Play	Conversion	Plays-Yds-TOP	Score
KS	1st/14:50	Knowles 75 yd run	Tennant kick	1-75-0:10	0-7
KS	1st/8:14	Purnell 17 yd blkd punt return	Tennant kick		0-14
KS	1st/0:49	Vaughn 39 yd run	Tennant kick missed	6-63-1:28	0-20
KS	2nd/5:49	Martinez 6 yd run	Tennant kick	8-78-3:28	0-27
KS	3rd/8:43	Giddens 12 yd run	Tennant kick	11-63-4:55	0-34

STATISTICAL LEADERS

► South Dakota

Rushing	Att	Yds	TD	Lg	Avg
Lawrence	14	84	0	17	6.0
Theis	11	56	0	29	5.1
Mansaray	3	14	0	9	4.7
Camp	6	-9	0	9	-1.5

Passing	C-A-I	Yds	TD	Lg	Sack
Camp	18-34-1	139	0	22	4

Receiving	Rec	Yds	TD	Lg
Galbreath	3	32	0	19
Phelps	3	25	0	13
Goehring	3	19	0	9
Martens	2	35	0	22
Bell	2	18	0	13
Theis	2	-2	0	2
Lawrence	1	6	0	6

► Kansas State

Rushing	Att	Yds	TD	Lg	Avg
Vaughn	18	126	1	39	7.0
Knowles	1	75	1	75	75.0
Giddens	6	57	1	16	9.5
Martinez	13	39	1	17	3.0
Rubley	5	2	0	3	0.4

Passing	C-A-I	Yds	TD	Lg	Sack
Martinez	11-15-0	53	0	10	3
Rubley	4-4-0	42	0	18	1

Receiving	Rec	Yds	TD	Lg
Knowles	3	14	0	7
Warner	3	10	0	6
Swanson	2	23	0	18
Sinnott	2	12	0	8
Garcia II	1	17	0	17
Wheeler	1	10	0	10
Moore	1	4	0	4



GAME TWO

MISSOURI	3	0	3	6	-	12
nr/rv K-STATE	7	13	6	14	-	40

Sept. 10 | Bill Snyder Family Stadium | Manhattan, Kan. | 11:01 a.m. | Att: 51,806



KOBE SAVAGE

TEAM STATISTICS

	MU	K-STATE
FIRST DOWNS	14	18
Rushing	6	12
Passing	5	5
Penalty	3	1
NET YARDS RUSHING	94	235
Rushing Attempts	35	43
Average Per Rush	2.7	5.5
Rushing Touchdowns	1	4
Yards Gained Rushing	120	241
Yards Lost Rushing	26	6
NET YARDS PASSING	128	101
Completions-Attempts-Int	15-31-4	9-20-0
Average Per Attempt	4.1	5.0
Average Per Completion	8.5	11.2
Passing Touchdowns	0	0
TOTAL OFFENSE YARDS	222	336
Total offense plays	66	63
Average Gain Per Play	3.4	5.3
Fumbles: Number-Lost	0-0	2-1
Penalties: Number-Yards	8-46	8-68
PUNTS-YARDS	6-246	4-217
Average Yards Per Punt	41.0	54.2
Net Yards Per Punt	28.3	54.2
Inside 20	2	2
50+ Yards	2	3
Touchbacks	0	0
Fair catch	2	0
KICKOFFS-YARDS	3-160	8-490
Average Yards Per Kickoff	53.3	61.2
Net Yards Per Kickoff	37.0	41.1
Touchbacks	1	2
Punt returns: Number-Yards-TD	0-0-0	1-76-1
Average Per Return	0.0	76.0
Kickoff returns: Number-Yds-TD	2-30-0	2-24-0
Average Per Return	15.0	12.0
Interceptions: Number-Yds-TD	0-0-0	4-3-0
Fumble Returns: Number-Yds-TD	0-0-0	0-0-0
Possession Time	27:59	32:01
1st Quarter	7:05	7:55
2nd Quarter	9:35	5:25
3rd Quarter	5:19	9:41
4th Quarter	6:00	9:00
Third-Down Conversions	5 of 16	4 of 13
Fourth-Down Conversions	1 of 1	2 of 2
Red-Zone Scores-Chances	1-1	4-5
Touchdowns	1-1	2-5
Field goals	0-1	2-5
Sacks By: Number-Yards	0-0	1-1
PAT Kicks	0-0	4-5
Field Goals	2-2	2-3

Game Notes

• Kansas State improved to 4-0 against non-conference Power 5 opponents under head coach **Chris Klieman**... The Wildcats won at Mississippi State in 2019 before defeating both Stanford (season opener) and LSU (Texas Bowl) last season... Dating back to his days as the head coach at North Dakota State, Klieman is now 6-0 against non-conference Power 5 opponents, as his Bison team defeated Iowa State in 2014 and Iowa in 2016.

• K-State tallied four interceptions on the day, the first time the Wildcats had at least four picks in a game since the 2014 Texas Tech game... **Daniel Green** and **Nick Allen** each had an interception, the first time linebackers had at least two picks in a game since Elijah Lee had two himself against TCU in 2015.

• **Deuce Vaughn** has rushed for at least 100 yards in eight-straight games dating back to last year, which is the second-longest streak in school history... Vaughn also has a rushing touchdown in nine-consecutive games, which is the fifth-longest streak in school history... With his effort against Missouri, Vaughn went from outside the top 10 to eighth in school history in career rushing yards, a mark that now stands at 2,171... Vaughn now has 28 rushing touchdowns, which is tied for sixth in school history.

• **Phillip Brooks** returned a punt 76 yards for a touchdown... It was the longest punt return since Isaiah Zuber took one 85 yards for a touchdown in the 2018 season opener against South Dakota... Brooks now has four punt-return scores in his career to move into sole possession of second place in school history.

CATS DOMINATE IN WIN OVER MISSOURI

MANHATTAN, Kan. — Kansas State fans chanted “Big-Twelve-Football” and the marching band blared “Happy Trails” as soggy Missouri fans headed to the exits, and the Wildcats thumped the former Big 12 Conference member 40-12 in the first meeting between the teams since 2011 at rainy Bill Snyder Family Stadium.

Ponchos were the garment of the day among the 51,806 fans — many of whom returned after the initial lightning delay — but wetness did little to extinguish the flame of an old-school rivalry rekindled under the stadium lights in Manhattan. The K-State Marching Band played on, and new K-State men's head basketball coach Jerome Tang stood in the K-State student section and performed the Wabash, as the Wildcats prevailed in the 98th meeting between the schools on the gridiron.

For the Missouri natives on the K-State team, the game took on a heightened meaning. That includes senior wide receiver Phillip Brooks, a native of Lee's Summit, Missouri, who returned a punt 76 yards into the end zone to give the Wildcats a 20-3 lead in the second quarter.

Lightning prompted a 57-minute game delay with 7 minutes, 44 seconds left in the second quarter. When the teams returned to the field, Brooks provided the fireworks, and he now has four career punt-return touchdowns, which ranks second in K-State history.

The big storyline during the contest? Which team would better handle the rain. Deuce Vaughn had 145 rushing yards and two touchdowns — a 1-yard run that gave K-State a 7-3 lead late in the first quarter, and a 24-yard score early in the fourth quarter for a 33-6 advantage.

K-State seemed to handle the conditions much better than Missouri which is located 250 miles down Interstate 70. For a second-straight game, K-State senior transfer quarterback Adrian Martinez managed the offense without committing a turnover. He completed 9 of 20 passes for 101 yards and added 52 yards and one score on the ground, as the Wildcats outgained the Tigers 336 to 222 amid sporadic downpours. K-State held a 235-94 edge in rushing yards.

Meanwhile, the K-State defense forced an interception on four consecutive possessions, marking the first four-interception performance by the Wildcats since 2014.

Safeties Kobe Savage and Cincere Mason, and linebackers Daniel Green and Nick Allen each recorded a pick for a defense that also featured 10 tackles for loss, including a sack by Preseason Big 12 Defensive Player of the Year Felix Anudike-Uzomah.

It wasn't until the final play of the game following a roughing-the-quarterback penalty that K-State surrendered its first touchdown of the 2022 season on a 1-yard touchdown run with no time left on the game clock. K-State shut out South Dakota 34-0 in its season opener and for 60 minutes held Missouri to two field goals — until the untimed play with no time remaining.

After Missouri managed a game-opening 11-play, 44-yard drive that resulted in a 49-yard field goal, the Wildcats' defense made the Tigers appear largely pedestrian. Ten of the Tigers' next 13 drives went for 20 or fewer yards. An 8-play, 54-yard drive in the third quarter resulted in a 44-yard field goal. K-State led 20-6 and responded with a pair of Chris Tennant field goals of 35 and 27 yards while scoring the next 20 points.

Redshirt freshman running back DJ Giddens scored the Wildcats' final points when he raced 28 yards through the middle of the field with 2:33 left.

SCORING SUMMARY

Team	Qtr/Time	Scoring Play	Conversion	Plays-Yds-TOP	Score
MU	1st/9:20	Mevis 49 yd field goal		11-44-5:40	3-0
KS	1st/4:16	Vaughn 1 yd run	Tennant kick	11-75-4:58	3-7
KS	2nd/13:29	Martinez 16 yd run	Tennant kick	10-49-4:22	3-14
KS	2nd/6:42	Brooks 76 yd punt return	Tennant kick blkd		3-20
MU	3rd/10:17	Mevis 44 yd field goal		8-54-2:16	6-20
KS	3rd/6:58	Tennant 35 yd field goal		6-16-2:22	6-23
KS	3rd/0:35	Tennant 37 yd field goal		4-0-1:20	6-26
KS	4th/12:52	Vaughn 24 yd run	Tennant kick	4-59-2:02	6-33
Giddens	4th/2:33	28 yd run	Tennant kick	10-63-6:46	6-40
MU	4th/0:00	Schrader 1 yd run		6-20-1:10	12-40

STATISTICAL LEADERS

► Missouri

Rushing	Att	Yds	TD	Lg	Avg
Cook	13	56	0	11	4.3
Schrader	6	19	1	9	3.2
Peat	13	10	0	8	0.8

Passing	C-A-I	Yds	TD	Lg	Sack
Cook	15-27-2	128	0	39	1
Abraham	0-3-2	0	0	0	0

Receiving	Rec	Yds	TD	Lg
Lovett	3	66	0	39
Dove	3	34	0	19
Banister	3	18	0	8
PEat	3	15	0	6
Burden	1	3	0	3
Cooper	1	-4	0	0
Young	1	-4	0	0

► Kansas State

Rushing	Att	Yds	TD	Lg	Avg
Vaughn	24	145	2	29	6.0
Martinez	13	52	1	16	4.0
Brooks	1	3	0	3	3.0
Warner	1	2	0	2	2.0
Dineen	1	2	0	2	2.0
Frias II	1	2	0	2	2.0

Passing	C-A-I	Yds	TD	Lg	Sack
Martinez	9-20-0	101	0	28	0

Receiving	Rec	Yds	TD	Lg
Brooks	3	57	0	28
Knowles	2	26	0	18
Porter	1	7	0	7
Warner	1	4	0	4
Vaughn	1	4	0	4
Sinnott	1	3	0	3



THE LAST TIME...

SCORING

All Games

Scored 40 or more points	40, vs. Missouri (9/10/2022)
Scored 50 or more points	55, vs. Kansas (10/24/2020)
Scored 60 or more points	63, vs. Florida Atlantic (9/17/2016)
Scored 70 or more points	76, vs. Ball State (9/16/2000)

Was held to 10 or fewer points	10, vs. Baylor (11/20/2021)
Was held to 7 or fewer points	0, at Iowa State (11/21/2020)
Was shut out	at Iowa State (11/21/2020)
Was shut out in a half	2nd half, at Texas (11/26/2021)
Was shut out in back-to-back games	at Kansas, 0-28 and vs. Nebraska, 0-12 (1975)

Allowed 40 or more points	69, vs. Texas (12/5/2020)
Allowed 50 or more points	69, vs. Texas (12/5/2020)
Allowed 60 or more points	69, vs. Texas (12/5/2020)
Allowed 70 or more points	73, at Nebraska (11/10/2007)
Allowed a safety	at Iowa State (10/29/2016)
Allowed a two-point conversion	Jalen Hurts to CeeDee Lamb, vs. Oklahoma (10/26/2019)

Held an opponent to 10 or fewer points	0, vs. South Dakota (9/3/2022)
Held an opponent to 7 or fewer points	0, vs. South Dakota (9/3/2022)
Shut out an opponent	vs. South Dakota (9/3/2022)
Shut out an opponent in a half	Both Halves, vs. South Dakota (9/3/2022)
Back-to-back shutouts	vs. Akron, 67-0; vs. N. Illinois, 44-0; vs. Missouri, 30-0 (1995)

Largest deficit overcome for a win	21 points at #3 Oklahoma, 14-35 in 3rd quarter (9/26/2020) vs. Iowa State, 14-35 in 3rd quarter (11/21/2015) at Missouri, 0-21 in 2nd quarter (11/6/2004) vs. Oklahoma State, 0-21 in 2nd quarter (10/23/1999) vs. Iowa State, 7-28 in 3rd quarter (9/25/1999)
Overtime game	at Texas Tech; W, 42-35 (11/4/2017)
Come-from-behind win (trailing in 4th Q)	vs. Texas Tech, [21-17], won 31-21 (10/3/2020)

Home Games

Scored 40 or more points	40, vs. Missouri (9/10/2022)
Scored 50 or more points	55, vs. Kansas (10/24/2020)
Scored 60 or more points	63, vs. Florida Atlantic (9/17/2016)
Scored 70 or more points	76, vs. Ball State (9/16/2000)

Was held to 10 or fewer points	10, vs. Baylor (11/20/2021)
Was held to 7 or fewer points	6, vs. TCU (10/14/2017)
Was shutout	vs. Oklahoma (10/17/2015)
Was shut out in a half	1st half, vs. Kansas (11/10/2018)
Was shutout in back-to-back games	vs. Nebraska, 0-41 and vs. Oklahoma, 0-27 (1965)

Allowed 40 or more points	69, vs. Texas (12/5/2020)
Allowed 50 or more points	69, vs. Texas (12/5/2020)
Allowed 60 or more points	69, vs. Texas (12/5/2020)
Allowed 70 or more points	75, vs. Oklahoma (10/23/1971)

Held an opponent to 10 or fewer points	0, vs. South Dakota (9/3/2022)
Held an opponent to 7 or fewer points	0, vs. South Dakota (9/3/2022)
Shut out an opponent	0, vs. South Dakota (9/3/2022)
Shut out an opponent in a half	Both Halves, vs. South Dakota (9/3/2022)
Back-to-back shutouts	vs. Akron, 67-0; vs. N. Illinois, 44-0; vs. Missouri, 30-0 (1995)

Away/Neutral Games

Scored 40 or more points	42, vs. LSU (1/4/2022)
Scored 50 or more points	55, at West Virginia (10/20/2012)
Scored 60 or more points	64, at Kansas (11/2/2002)
Scored 70 or more points	75, at Drury (10/17/1910)

Was held to 10 or fewer points	0, at Iowa State (11/21/2020)
Was held to 7 or fewer points	0, at Iowa State (11/21/2020)
Was shut out	at Iowa State (11/21/1920)
Was shut out in a half	2nd half, at Texas (11/26/2021)
Was shut out in back-to-back games	at LSU, 0-21 and at Tulsa, 0-3 (1980)

Allowed 40 or more points	45, at Iowa State (11/21/2020)
Allowed 50 or more points	51, at Oklahoma (10/27/2018)
Allowed 60 or more points	66, at Texas Tech (10/10/2009)
Allowed 70 or more points	73, at Nebraska (11/10/2007)

Held an opponent to 10 or fewer points	10, at Kansas (11/6/2021)
Held an opponent to 7 or fewer points	7, vs. Stanford (9/4/2021)
Shut out an opponent	at Iowa State (11/8/2003)
Shut out an opponent in a half	2nd Half, at Texas Tech (10/23/2021)
Back-to-back shutouts	at Kansas, 64-0 and at Missouri, 38-0 (2002)

vs. AP TOP-25 OPPONENTS

Defeated a ranked opponent	at #3 Oklahoma, 38-35 (9/26/2020)
Defeated a ranked opponent at home	vs. #5 Oklahoma, 48-41 (10/26/2019)
Defeated a ranked opponent on the road/neutral site	at #3 Oklahoma, 38-35 (9/26/2020)
Defeated a ranked opponent in consec. chances	vs. #24 OSU and vs. #23 UT (2012)
Defeated a ranked opponent in 3 consec. chances	at #6 Oklahoma; at #13 West Virginia; vs. #15 Texas Tech; vs. #24 Oklahoma; vs. #23 Texas (2012)

Lost to a ranked opponent	vs. #11 Baylor, 20-10 (11/20/2021)
Lost to a ranked opponent at home	vs. #11 Baylor, 20-10 (11/20/2021)
Lost to a ranked opponent on the road/neutral site	at #17 Iowa State, 45-0 (11/21/2020)

K-STATE TEAM OFFENSE

Total Offense

Had 400 yards or more total offense	442 (183 rush/259 pass), vs. LSU (1/4/2022)
Had 500 yards or more total offense	504 (242 rush/262 pass), at Kansas (11/6/2021)
Had 600 yards or more total offense	658 (305 rush/353 pass), vs. North Texas (9/24/2005)

Consec. gms. with 500-plus yards of offense	573, vs. Nicholls and 521, vs. Bowling Green (2019)
Four consec. gms with 500-plus yards of offense	573 vs. Iowa State; 566 at Kansas; 518 at Baylor; 512 vs. Nebraska (1998)

Was held to 300 or fewer yards total offense	293 (228 rush/65 pass), at Texas (11/26/2021)
Was held to 200 or fewer yards total offense	149 (73 rush/76 pass), at Iowa State (11/21/2020)
Was held to 100 or fewer yards total offense	86 (25 rush/61 pass), vs. NU (10/5/1996)

Rushing Yards

Had 250 or more rushing yards	297, vs. South Dakota (9/3/2022)
Had 300 or more rushing yards	342, at Kansas (11/2/2019)
Had 400 or more rushing yards	415, vs. Nebraska (11/16/2002)

Was held to 100 or fewer rushing yards	81, at Texas Tech (10/23/2021)
Was held to 50 or fewer rushing yards	46, vs. Navy (12/31/2019)
Was held to negative rushing yards	-12, vs. Texas Tech (8/31/1996)

Rushing Touchdowns

Had 3 or more rushing touchdowns	4, vs. Missouri (9/10/2022)
Had 4 or more rushing touchdowns	4, vs. Missouri (9/10/2022)
Had 5 or more rushing touchdowns	5, vs. Bowling Green (9/7/2019)

Was held without a rushing touchdown	vs. Oklahoma (10/2/2021)
Was held without a rushing touchdown in consec. games	vs. South Dakota and Mississippi State (2018)

Passing Yards

Had 350 or more passing yards	400, at West Virginia (11/20/2014)
Had 400 or more passing yards	400, at West Virginia (11/20/2014)
Had 450 or more passing yards	486, vs. Oklahoma (10/25/2008)

Was held to 200 or fewer passing yards	101, vs. Missouri (9/10/2022)
Was held to 150 or fewer passing yards	101, vs. Missouri (9/10/2022)
Was held to 100 or fewer passing yards	95, vs. South Dakota (9/3/2022)



Passing Touchdowns

Had 3 or more passing touchdowns	3, vs. LSU (1/4/2022)
Had 4 or more passing touchdowns	4, vs. Central Arkansas (9/2/2017)

Was held without a passing touchdown vs. Missouri (9/10/2022)

Was held without a passing TD in consec. games vs. South Dakota & Missouri (2022)

First Downs

Had 25 or more first downs	25, vs. Bowling Green (9/7/2019)
Had 30 or more first downs	33, vs. Nicholls (8/31/2019)
Had 35 or more first downs	37, vs. Iowa State (10/24/1998)

Had 15 or fewer first downs 13, at Texas (11/26/2021)

Had 10 or fewer first downs 9, at Iowa State (11/21/2020)

Had 5 or fewer first downs 3, at Colorado (10/24/1992)

Turnovers

Lost 3 or more fumbles.....	3, at Mississippi State (9/14/2019)
Lost 4 or more fumbles.....	4, vs. Eastern Kentucky (9/3/2011)
Lost 5 or more fumbles.....	5, vs. USC (9/21/2002)

Threw 3 or more interceptions 3, at West Virginia (10/31/2020)

Threw 4 or more interceptions 4, vs. Purdue (12/29/1998)

Threw 5 or more interceptions 5, vs. Iowa (9/10/1988)

Did not throw an interception vs. Missouri (9/10/2022)

Did not throw an INT in consec. games 4, at Texas (11/26/2021), vs. LSU (1/4/2022), vs. South Dakota (9/3/2022) and vs. Missouri (9/10/2022)

Committed 5 or more turnovers 5, at Oklahoma State (10/5/2013)

Committed 6 or more turnovers 6, at Kansas (11/18/2006)

Did not commit a turnover vs. South Dakota (9/3/2022)

Did not commit a turnover in consec. games 3, at Texas (11/26/2021), vs. LSU (1/4/2022) and vs. South Dakota (9/3/2022)

Time of Possession

Had 35:00 or more time of possession.....	35:30, at Texas Tech (10/23/2021)
Had 36:00 or more time of possession.....	38:03, at Kansas (11/2/2019)
Had 37:00 or more time of possession.....	38:03, at Kansas (11/2/2019)
Had 38:00 or more time of possession.....	38:03, at Kansas (11/2/2019)
Had 39:00 or more time of possession.....	42:52, vs. Bowling Green (9/7/2019)
Had 40:00 or more time of possession.....	42:52, vs. Bowling Green (9/7/2019)

Had 23:00 or less of time of possession 22:47, vs. Central Arkansas (9/2/2017)

Had 22:00 or less of time of possession 18:34, at Louisville (9/17/2008)

Had 21:00 or less of time of possession 18:34, at Louisville (9/17/2008)

Had 20:00 or less of time of possession 18:34, at Louisville (9/17/2008)

Penalties

Had 8 or more penalties 8, vs. Missouri (9/10/2022)

Had 10 or more penalties 12, at Texas Tech (10/23/2021)

Had 12 or more penalties 12, at Texas Tech (10/23/2021)

Had 15 or more penalties 16, vs. Missouri State (9/15/2007)

Had 5 or less penalties 4, vs. South Dakota (9/3/2022)

Had 3 or less penalties 1, at Texas (11/26/2021)

Did not commit a penalty..... 0, vs. Texas (9/29/2018)

Penalty Yards

Had 75 or more penalty yards	93 (12 pen.) at Texas Tech (10/23/2021)
Had 100 or more penalty yards	108 (13 pen.) at Oklahoma (9/26/2020)
Had 125 or more penalty yards	129 (13 pen.) vs. South Dakota (9/1/2018)
Had 150 or more penalty yards	162 (16 pen.) vs. Missouri State (9/15/2007)

Had 40 or less penalty yards 34, vs. South Dakota (9/3/2022)

Had 20 or less penalty yards..... 14, at Texas (11/26/2021)

Had 10 or less penalty yards..... 10, vs. West Virginia (11/13/2021)

Did not have any penalty yards 0, vs. Texas (9/29/2018)

K-STATE INDIVIDUAL RUSHING

Attempts

Had 25 or more rushing attempts	25, Deuce Vaughn vs. West Virginia (11/13/2021)
Had 30 or more rushing attempts	32, Alex Barnes vs. Texas Tech (11/17/2017)
Had 35 or more rushing attempts	35, Collin Klein vs. Texas A&M (11/12/2011)
Had 40 or more rushing attempts	42, Darren Sproles vs. Western Kentucky (9/4/2004)

Yards

Rushed for 100 or more yards 145, Deuce Vaughn vs. Missouri (9/10/2022)

Rushed for 150 or more yards..... 162, Deuce Vaughn at Kansas (11/6/2021)

Rushed for 200 or more yards..... 250, Alex Barnes at Baylor (10/6/2018)

Rushed for 100 or more yards (QB) 125, Will Howard vs. Oklahoma State (11/7/2020)

Rushed for 150 or more yards (QB) 170, Jesse Ertz at TCU (12/3/2016)

Had two 100-yard rushers..... 158, Alex Delton and 117, Alex Barnes vs. UCLA (12/26/2017)

Consec. 100-yard rushing games 8, Deuce Vaughn

109 vs. TCU (10/30/2021), 162 at KU (11/6/2021), 121 vs. WVU (11/13/2021), 128 vs. BU (11/20/2021), 143 at UT (11/26/2021), 146 vs. LSU (1/4/2022), 126 vs. USD (9/3/2022) & 145 vs. MU (9/10/2022)

Consec. 150-yard rushing games..... 2, Alex Barnes
250 at Baylor (10/6/2018) and 181 vs. Oklahoma State (10/13/2018)

Consec. 175-yard rushing games..... 2, Alex Barnes
250 at Baylor (10/6/2018) and 181 vs. Oklahoma State (10/13/2018)

Consec. 200-yard rushing games..... 2, Darren Sproles
273 vs. Missouri (11/22/2003) and 235 vs. Oklahoma (12/6/2003)

Had a run of 50 or more yards 75 (TD), Malik Knowles vs. South Dakota (9/3/2022)

Had a run of 60 or more yards 75 (TD), Malik Knowles vs. South Dakota (9/3/2022)

Had a run of 70 or more yards 75 (TD), Malik Knowles vs. South Dakota (9/3/2022)

Had a run of 80 or more yards 80 (TD), Deuce Vaughn at Kansas (11/6/2021)

Had a run of 90 or more yards 95 (TD), John Hubert vs. Missouri State (9/1/2012)

Touchdowns

Rushed for 3 or more touchdowns..... 3, Deuce Vaughn vs. LSU (1/4/2022)

Rushed for 4 or more touchdowns..... 4, Skylar Thompson vs. Oklahoma (10/26/2019)

Rushed for 5 or more touchdowns..... 5, Collin Klein vs. Texas A&M (11/12/2011)

Had two players rush for two or more touchdowns 4, Alex Barnes and 2, Winston Dimel
at Baylor (11/19/2016)

K-STATE INDIVIDUAL PASSING

Attempts

Had 30 or more pass attempts	30, Skylar Thompson at Texas Tech (10/23/2021)
Had 35 or more pass attempts	41, Skylar Thompson vs. Oklahoma (10/2/2021)
Had 40 or more pass attempts	41, Skylar Thompson vs. Oklahoma (10/2/2021)
Had 45 or more pass attempts	48, Jake Waters vs. UCLA (1/2/2015)
Had 50 or more pass attempts	50, Collin Klein at Baylor (11/17/2012)

Completions

Had 20 or more pass completions	21, Skylar Thompson vs. LSU (1/4/2022)
Had 25 or more pass completions	29, Skylar Thompson vs. Oklahoma (10/2/2021)
Had 30 or more pass completions	31, Jake Waters vs. UCLA (1/2/2015)
Had 35 or more pass completions	36, Josh Freeman at Oklahoma State (10/20/2007)

Yards

Threw for 250 or more yards	259, Skylar Thompson vs. LSU (1/4/2022)
Threw for 300 or more yards	306, Skylar Thompson at Texas Tech (10/23/2021)
Threw for 350 or more yards	400, Jake Waters at West Virginia (11/20/2014)
Threw for 400 or more yards	400, Jake Waters at West Virginia (11/20/2014)

Consec. 200-yard passing games..... 5, Skylar Thompson
320 vs. Oklahoma (10/2/2021), 206 vs. Iowa State (10/16/2021), 306 at Texas Tech
(10/23/2021), 242 vs. TCU (10/30/21) and 244 at Kansas (11/6/2021)

Consec. 250-yard passing games..... 2, Skylar Thompson
259 vs. Arkansas State (9/12/2020) and 334 at Oklahoma (9/26/2020)

Consec. 300-yard passing games..... 2, Jake Waters
300 at Baylor (12/6/2014) and 338 vs. UCLA (1/2/2015)



Had a pass of 50 or more yards.....	68 (TD), Skylar Thompson at Kansas (11/6/2021)
Had a pass of 60 or more yards.....	68 (TD), Skylar Thompson at Kansas (11/6/2021)
Had a pass of 70 or more yards.....	73 (TD), Skylar Thompson vs. TCU (10/30/2020)
Had a pass of 80 or more yards.....	82 (TD), Jesse Ertz at Texas (10/7/2017)
Had a pass of 90 or more yards.....	90 (TD), Jake Waters vs. Oklahoma (11/23/2013)

Touchdowns

Threw 2 or more touchdowns.....	3, Skylar Thompson vs. LSU (1/4/2022)
Threw 3 or more touchdowns.....	3, Skylar Thompson vs. LSU (1/4/2022)
Threw 4 or more touchdowns.....	4, Jesse Ertz vs. Central Arkansas (9/2/2017)
Non-QB threw a touchdown pass.....	Alex Barnes (RB) vs. Iowa State (11/25/2017)

Interceptions

Threw 3 or more interceptions.....	3, Will Howard at West Virginia (10/31/2020)
Threw 4 or more interceptions.....	4, Michael Bishop vs. Purdue (12/29/1998)
Threw 5 or more interceptions.....	5, Carl Straw vs. Iowa (9/10/1988)

K-STATE INDIVIDUAL RECEIVING

Receptions

Had 8 or more receptions.....	10, Deuce Vaughn vs. Oklahoma (10/2/2021)
Had 10 or more receptions.....	10, Deuce Vaughn vs. Oklahoma (10/2/2021)
Had 12 or more receptions.....	13, Tyler Lockett vs. UCLA (1/2/2015)
Had 14 or more receptions.....	14, Tyler Lockett at Baylor (12/6/2014)

Yards

Had 100 or more receiving yards.....	104, Deuce Vaughn vs. Oklahoma (10/2/2021)
Had 125 or more receiving yards.....	129, Deuce Vaughn at Oklahoma (9/26/2020)
Had 150 or more receiving yards.....	166, Byron Pringle at Oklahoma State (11/18/2017)
Had 175 or more receiving yards.....	196, Tyler Lockett at West Virginia (11/20/2014)
Had 200 or more receiving yards.....	278, Tyler Lockett vs. Oklahoma (11/23/2013)
Had two 100-yard receivers.....	121, Byron Pringle and 118, Isaiah Harris vs. UCA (9/2/2017)

Consec. 100-yard receiving games.....	2, Isaiah Zuber 144 vs. UTSA (9/15/2018) and 133 at West Virginia (9/22/2018)
Consec. 125-yard receiving games.....	2, Isaiah Zuber 144 vs. UTSA (9/15/2018) and 133 at West Virginia (9/22/2018)
Consec. 150-yard receiving games.....	2, Tyler Lockett 158 at Baylor (12/6/2014) and 164 vs. UCLA (1/2/2015)
Consec. 175-yard rushing games.....	2, Tyler Lockett 196 at TCU (11/8/2014) and 196 at West Virginia (11/20/2014)

Had a reception of 50 or more yards.....	68 (TD), Malik Knowles at Kansas (11/6/2021)
Had a reception of 60 or more yards.....	68 (TD), Malik Knowles at Kansas (11/6/2021)
Had a reception of 70 or more yards.....	73 (TD), Daniel Imatorbhebe vs. TCU (10/30/2021)
Had a reception of 80 or more yards.....	82 (TD), Dalton Schoen at Texas (10/7/2017)
Had a reception of 90 or more yards.....	90 (TD), Tyler Lockett vs. Oklahoma (11/23/2013)

Touchdowns

Had 2 or more touchdown receptions.....	2, Malik Knowles vs. LSU (1/4/2022)
Had 3 or more touchdown receptions.....	3, Byron Pringle at Oklahoma State (11/18/2017)
Had two players with 2 or more touchdown receptions.....	2, Tyler Lockett and 2, Curry Sexton vs. Texas Tech (10/4/2014)

K-STATE MISCELLANEOUS OFFENSE

Have two 100-yard rushers and a 100-yard receiver.....	Jesse Ertz (170 rush), Justin Silmon (133 rush) and Byron Pringle (126 rec) at TCU (12/3/2016)
Have a 100-yard rusher and two 100-yard receivers.....	Jake Waters (105 rush), Curry Sexton (128 rec) and Tyler Lockett (125 rec) vs. Texas Tech (10/4/2014)
Have a 100-yard rusher, 100-yard receiver and 300-yard passer.....	James Johnson (129 rush) Jordy Nelson (125 rec), Deon Murphy (106 rec) and Josh Freeman (320 pass) at NU (11/10/2007)
Have a player with 300 yards passing and 100 yards rushing.....	Michael Bishop (341 pass/101 rush) vs. Texas A&M (12/5/1998)
Have a player with 100 yards passing and rushing.....	Will Howard (125 rush/143 pass) vs. Oklahoma State (11/7/2020)
Have a player with 300 or more yards of total offense.....	311, Skylar Thompson (320 pass/-9 rush) vs. Oklahoma (10/2/2021)
Have a player with 400 or more yards of total offense.....	413, Jake Waters (400 pass/13 rush) at West Virginia (11/20/2014)

Have a player with 300 or more all-purpose yards.....	321, Tyler Lockett (196 rec/66 pr/59 kr) at West Virginia (11/20/2014)
Have a player with 6 or more touchdowns responsible for.....	7, Collin Klein (3 pass/4 rush) at West Virginia (10/20/2012)
Have a player with 4 or more touchdowns scored.....	4, Deuce Vaughn (3 rush, 1 rec) vs. LSU (1/4/2022)

Game-winning TD with less than 1:00.....	0:00, S. Thompson to I. Zuber vs. Iowa St. (11/25/2017)
Game-winning TD in overtime.....	Byron Pringle at Texas Tech (11/4/2017)
Walk-off TD in overtime.....	Collin Klein vs. Texas A&M (11/12/2011)
Two-point Conversion.....	Chabastin Taylor at TCU (10/10/2020)
TD on an offensive fumble recovery.....	Tramaine Thompson (0 yds) vs. Texas A&M (11/12/2011)

K-STATE TEAM DEFENSE

Total Defense

Allow 250 or fewer total yards.....	222 (94 rush/128 pass), vs. Missouri (9/10/2022)
Allow 200 or fewer total yards.....	140 (61 rush/79 pass), vs. Bowling Green (9/7/2019)
Allow 150 or fewer total yards.....	140 (61 rush/79 pass), vs. Bowling Green (9/7/2019)
Allow 100 or fewer total yards.....	53 (46 rush/5 pass), vs. Ball State (9/16/2000)

Allow 450 or more total yards.....	481 (137 rush/344 pass), at Oklahoma State (9/25/2021)
Allow 500 or more total yards.....	608 (334 rush/274 pass), vs. Texas (12/5/2020)
Allow 550 or more total yards.....	608 (334 rush/274 pass), vs. Texas (12/5/2020)
Allow 600 or more total yards.....	608 (334 rush/274 pass), vs. Texas (12/5/2020)

Rushing Defense

Allowed 100 or fewer rushing yards.....	94, vs. Missouri (9/10/2022)
Allowed 50 or fewer rushing yards.....	25, vs. Nevada (9/18/2021)
Allowed 10 or fewer rushing yards.....	10, vs. Eastern Kentucky (9/3/2011)
Allowed negative rushing yards.....	-13, vs. Texas A&M (10/17/2009)

Allowed 250 or more rushing yards.....	334, vs. Texas (12/5/2020)
Allowed 300 or more rushing yards.....	334, vs. Texas (12/5/2020)
Allowed 350 or more rushing yards.....	373, at Oklahoma State (9/28/2019)
Allowed 400 or more rushing yards.....	451 vs. Nebraska (10/7/2010)

Rushing Touchdown Defense

Did not allow a rushing touchdown.....	vs. South Dakota (9/3/2022)
Did not allow a rushing touchdown in consec. games.....	2, at Kansas (11/6/2021) and vs. West Virginia (11/13/2021)

Allowed 3 or more rushing touchdowns.....	3, at Texas Tech (10/23/2021)
Allowed 4 or more rushing touchdowns.....	7, vs. Texas (12/5/2020)
Allowed 5 or more rushing touchdowns.....	7, vs. Texas (12/5/2020)

Passing Defense

Allowed 200 or fewer passing yards.....	128, vs. Missouri (9/10/2022)
Allowed 100 or fewer passing yards.....	98, vs. Navy (12/31/2019)
Allowed 50 or fewer passing yards.....	5, vs. Ball State (9/16/2000)

Allowed 350 or more passing yards.....	387, at Oklahoma (9/26/2020)
Allowed 400 or more passing yards.....	425, at Oklahoma State (11/18/2017)
Allowed 450 or more passing yards.....	457, vs. Oklahoma State (11/5/2016)

Passing Touchdown Defense

Did not allow a passing touchdown.....	vs. Missouri (9/10/2022)
Did not allow a passing touchdown in consec. games.....	vs. South Dakota (9/3/2022) and vs. Missouri (9/10/2022)

Allowed 3 or more passing touchdowns.....	3, vs. LSU (1/4/2022)
Allowed 4 or more passing touchdowns.....	4, at Oklahoma (9/26/2020)
Allowed 5 or more passing touchdowns.....	5, vs. Arkansas State (9/12/2020)



Tackles for Loss

Recorded 8 or more TFLs.....	10, vs. Missouri (9/10/2022)
Recorded 10 or more TFLs.....	10, vs. Missouri (9/10/2022)
Recorded 11 or more TFLs.....	13, at Baylor (11/28/2020)
Recorded 12 or more TFLs.....	13, at Baylor (11/28/2020)
Recorded 13 or more TFLs.....	13, at Baylor (11/28/2020)
Recorded 14 or more TFLs.....	14, vs. Baylor (11/1/2003)
Did not have a TFL.....	at Iowa State (10/13/2012)

Sacks

Recorded 4 or more sacks.....	4.0, vs. South Dakota (9/3/2022)
Recorded 6 or more sacks.....	7.0, at Baylor (11/28/2020)
Recorded 7 or more sacks.....	7.0, at Baylor (11/28/2020)
Recorded 8 or more sacks.....	8.0, vs. Baylor (11/1/2003)
Recorded 9 or more sacks.....	9.0, at Kansas (10/7/2000)
Did not have a sack.....	vs. LSU (1/4/2022)

Forced Turnovers

Recovered 3 or more fumbles.....	3, vs. Iowa State (11/21/2015)
Recovered 4 or more fumbles.....	4, vs. Iowa State (11/21/2015)
Recovered 5 or more fumbles.....	5, at Kansas (11/2/2002)

Intercepted 3 or more interceptions..... 4, vs. Missouri (9/10/2022)

Intercepted 4 or more interceptions..... 4, vs. Missouri (9/10/2022)

Intercepted 5 or more interceptions..... 5, vs. Texas (11/6/2010)

Forced 5 or more turnovers..... 6, at Kansas (11/30/2013)

Forced 6 or more turnovers..... 6, at Kansas (11/30/2013)

First Downs Allowed

Allowed 15 or fewer first downs.....	14, vs. Missouri (9/10/2022)
Allowed 10 or fewer first downs.....	10, vs. Iowa State (11/30/2019)
Allowed 5 or fewer first downs.....	5, vs. Bowling Green (9/7/2019)

Allowed 25 or more first downs..... 25 (8r/14p/3pn), at Oklahoma State (9/25/2021)

Allowed 30 or more first downs..... 32 (15r/15p/2pn), at Oklahoma (10/27/2018)

Allowed 35 or more first downs..... 38 (17r/19p/2pn), at Baylor (10/6/2018)

Team Defensive Miscellaneous

Scored a safety.....	at Texas Tech (10/23/2021)
Scored two safeties.....	at Nebraska (11/12/2005)
Scored two safeties in one quarter.....	at Nebraska; 3rd quarter (11/12/2005)

K-STATE INDIVIDUAL DEFENSE

Tackles

Had 10 or more tackles.....	11, Ross Elder vs. LSU (1/4/2022)
Had 12 or more tackles.....	13, Daniel Green at Baylor (11/28/2020)
Had 13 or more tackles.....	13, Daniel Green at Baylor (11/28/2020)
Had 14 or more tackles.....	14, D.J. Reed at Iowa State (10/29/2016)
Had 15 or more tackles.....	17, Charmeachealle Moore vs. West Virginia (12/5/2015)

Tackles for Loss

Had 3 or more tackles for loss.....	3.0, Daniel Green vs. Baylor (11/20/2021)
Had 4 or more tackles for loss.....	4.0, Felix Anudike-Uzomah vs. TCU (10/30/2021)
Had 5 or more tackles for loss.....	5.0, Ian Campbell vs. Illinois State (9/2/2006)

Sacks

Had 2 or more sacks.....	4.0, Felix Anudike-Uzomah vs. TCU (10/30/2021)
Had 3 or more sacks.....	4.0, Felix Anudike-Uzomah vs. TCU (10/30/2021)
Had 4 or more sacks.....	4.0, Felix Anudike-Uzomah vs. TCU (10/30/2021)

Interceptions

Intercepted 2 or more passes.....	2, Kevion McGee at Iowa State (11/24/2018)
Intercepted 3 or more passes.....	3, Allen Chapman vs. Oklahoma State (11/3/2012)
Intercepted 4 or more passes.....	4, Jaime Mendez vs. Temple (9/26/1992)

Pass Breakups

Had 3 or more pass breakups.....	3, Russ Yeast vs. West Virginia (11/13/2021)
Had 4 or more pass breakups.....	4, Justin Gardner at TCU (10/10/2020)
Had 5 or more pass breakups.....	6, Terence Newman at Oklahoma (9/29/2001)

Fumbles

Forced 2 or more fumbles.....	2, Felix Anudike-Uzomah vs. TCU (10/30/2021)
Recovered 2 or more fumbles.....	2, Ian Campbell vs. Baylor (10/27/2007)

Scoring

TD on an interception return.....	Justin Gardner (24 yards) vs. Kansas (10/24/2020)
TD on a fumble return.....	Jonathan Alexander (25 yards) vs. Nicholls (8/31/2019)
Safety via tackle in end zone.....	Felix Anudike-Uzomah at Texas Tech (10/23/2021)

K-STATE INDIVIDUAL SPECIAL TEAMS

Kickoff Returns

Had 150 or more KOR yards.....	152, D.J. Reed at Kansas (10/28/2017)
Had 200 or more KOR yards.....	201, Morgan Burns vs. West Virginia (12/5/2015)

TD on a kickoff return..... Malik Knowles (93 yds) vs. Oklahoma (10/2/2021)

Had 2 or more KOR touchdowns..... 2, Brandon Banks (91 and 92 yds) vs. Tenn. Tech (9/26/2009)

Had KOR touchdowns in consec. games..... 2, Malik Knowles (99 yds) at Oklahoma State and (93 yds) vs. Oklahoma (2021)

Had a KOR touchdown to open a game..... Joshua Youngblood (93 yds) vs. Iowa State (11/30/2019)

Punt Returns

Had 75 or more punt return yards.....	76, Phillip Brooks vs. Missouri (9/10/2022)
Had 100 or more punt return yards.....	189, Phillip Brooks vs. Kansas (10/24/2020)
Had 125 or more punt return yards.....	189, Phillip Brooks vs. Kansas (10/24/2020)
Had 150 or more punt return yards.....	189, Phillip Brooks vs. Kansas (10/24/2020)

TD on a punt return..... Phillip Brooks (76 yds) vs. Missouri (9/10/2022)

2 TDs on a punt returns..... Phillip Brooks (55 yds and 52 yds) vs. Kansas (10/24/2020)

Had punt return TDs in consec. games..... 2, Aaron Lockett (69 yds) vs. Louisiana Tech and (84 yds) vs. Ball State (2000)

Had punt return TDs in 3 consec. games..... 3, David Allen (63 yds) vs. Indiana State; (69 yds) vs. Northern Illinois; (93 yds) vs. Texas (1998)

Field Goals/PATs

Had 3 or more field goals.....	3, Blake Lynch at Texas Tech (11/23/2019)
Had 4 or more field goals.....	4, Blake Lynch vs. Texas Tech (11/17/2018)
Had 5 or more field goals.....	5, Jamie Rheem at Texas (10/2/1999)
Game-winning FG with less than one minute.....	0:03 (42 yds), Jack Cantele vs. ISU (11/21/2015)

Made a 47-yd FG or longer..... 51, Chris Tennant at Texas (11/26/2021)

Made a 48-yd FG or longer..... 51, Chris Tennant at Texas (11/26/2021)

Made a 49-yd FG or longer..... 51, Chris Tennant at Texas (11/26/2021)

Made a 50-yd FG or longer..... 51, Chris Tennant at Texas (11/26/2021)

Made a 51-yd FG or longer..... 51, Chris Tennant at Texas (11/26/2021)

Made a 52-yd FG or longer..... 53, Blake Lynch at TCU (10/10/2020)

Made a 53-yd FG or longer..... 53, Blake Lynch at TCU (10/10/2020)

Made a 54-yd FG or longer..... 54, Matthew McCrane at Texas (10/7/2017)

Made a 55-yd FG or longer..... 55, Jeff Snodgrass vs. North Texas (9/24/2005)

Made 5 or more PATs..... 6, Ty Zentner vs. LSU (1/4/2022)

Made 6 or more PATs..... 6, Ty Zentner vs. LSU (1/4/2022)

Made 7 or more PATs..... 7, Blake Lynch vs. Kansas (10/24/2020)

Made 8 or more PATs..... 9, Matthew McCrane vs. Florida Atlantic (9/17/2016)

Blocked Kicks/Onside Kick

Blocked an extra point..... Jordan Willis at Oklahoma State (10/3/2015)

Blocked a field goal..... Wyatt Hubert at TCU (10/10/2020)

Blocked a punt..... Seth Porter vs. South Dakota (9/3/2022)

Had 2 or more blocked kicks..... 2, Raphael Guidry (2 FGs) at Texas Tech (10/15/2011)

TD on blocked field goal..... Kip Daily (65 yds) at Oklahoma State (10/5/2013)

TD on blocked punt return..... Desmond Purnell (17 yds) vs. South Dakota (9/3/2022)

Defensive extra point..... Nigel Malone (68-yd blocked XP return) vs. Arkansas (1/6/2012)

Recovered an onside kick..... Jayd Kirby at Stanford (9/2/2016)



OPPONENT INDIVIDUAL RUSHING

Attempts

Had 25 or more rushing attempts	31, Roschon Johnson, Texas (11/26/2021)
Had 30 or more rushing attempts	31, Roschon Johnson, Texas (11/26/2021)

Yards

Rushed for 100 or more yards	179, Roschon Johnson, Texas (11/26/2021)
Rushed for 150 or more yards	179, Roschon Johnson, Texas (11/26/2021)
Rushed for 200 or more yards	213, Malcolm Perry, Navy (12/31/2019)
Had two 100-yard rushers	221, Kylin Hill and 159, Nick Fitzgerald, Miss. State (9/8/2018)

Had a run of 60 or more yards	61, Kendre Miller, TCU (10/30/2021)
Had a run of 70 or more yards	75 (TD), Breece Hall, Iowa State (10/16/2021)
Had a run of 80 or more yards	84 (TD), Chuba Hubbard, Oklahoma State (9/28/2019)
Had a run of 90 or more yards	91 (TD), David Thompson, Oklahoma State (11/18/1995)

Touchdowns

Rushed for 3 or more touchdowns	3, Bijan Robinson and Roschon Johnson, Texas (12/5/2020)
Rushed for 4 or more touchdowns	4, Taylor Martinez, Nebraska (10/7/2010)
Had two players rush for 2 or more TDs	3, Bijan Robinson and Roschon Johnson, Texas (12/5/2020)

OPPONENT INDIVIDUAL PASSING

Attempts

Had 30 or more pass attempts	34, Carson Camp, South Dakota (9/3/2022)
Had 40 or more pass attempts	45, Jarret Doege, West Virginia (11/13/2021)
Had 45 or more pass attempts	45, Jarret Doege, West Virginia (11/13/2021)
Had 50 or more pass attempts	56, Austin Simmons, South Dakota (9/1/2018)

Completions

Had 20 or more pass completions	27, Jarret Doege, West Virginia (11/13/2021)
Had 25 or more pass completions	27, Jarret Doege, West Virginia (11/13/2021)
Had 30 or more pass completions	31, Charlie Brewer, Baylor (11/28/2020)
Had 40 or more pass completions	45, Patrick Mahomes, Texas Tech (10/8/2016)

Yards

Threw for 250 or more yards	268, Jarret Doege, West Virginia (11/13/2021)
Threw for 300 or more yards	344, Spencer Sanders, Oklahoma State (9/25/2021)
Threw for 350 or more yards	387, Spencer Rattler, Oklahoma (9/26/2020)
Threw for 400 or more yards	425, Mason Rudolph, Oklahoma State (11/18/2017)

Had a pass of 50 or more yards	52, Spencer Sanders, Oklahoma State (9/25/2021)
Had a pass of 60 or more yards	60, Brock Purdy, Iowa State (11/30/2019)
Had a pass of 70 or more yards	70 (TD), Jalen Hurts, Oklahoma (10/26/2019)
Had a pass of 80 or more yards	82 (TD), Kyler Murray, Oklahoma (10/27/2018)
Had a pass of 90 or more yards	95 (TD), Carter Stanley, Kansas (11/26/2016)

Touchdowns

Threw 3 or more touchdowns	3, Jontre Kirklín, LSU (1/4/2022)
Threw 4 or more touchdowns	4, Spencer Rattler, Oklahoma (9/26/2020)

OPPONENT INDIVIDUAL RECEIVING

Receptions

Had 8 or more receptions	9, Tay Martin, Oklahoma State (9/25/2021)
Had 10 or more receptions	10, David Sills V, West Virginia (9/22/2018)
Had 12 or more receptions	13, Gary Jennings Jr., West Virginia (11/11/2017)
Had 14 or more receptions	15, Sterling Shepard, Oklahoma (10/18/2014)

Yards

Had 100 or more receiving yards	100, Tay Martin, Oklahoma State (9/25/2021)
Had 150 or more receiving yards	160, CeeDee Lamb, Oklahoma (10/27/2018)
Had 200 or more receiving yards	233, Steven Sims, Kansas (10/28/2017)
Had two 100-yard receivers	110, Devin Duvernay/110, Collin Johnson, Texas (11/9/2019)

Touchdowns

Had 2 or more touchdown receptions	2, Marvin Mims, Oklahoma (9/26/2020)
Had 3 or more touchdown receptions	3, Jonathan Adams, Arkansas State (9/12/2020)
Had 2 players with 2 or more TD catches	Ka'Roun White (2) and David Sills V (2), WVU (11/11/2017)

OPPONENT INDIVIDUAL DEFENSE

Tackles

Had 10 or more tackles	10, Brock Mogensen, South Dakota (9/3/2022)
Had 12 or more tackles	12, Chris Brown, Texas (12/5/2020)
Had 13 or more tackles	15, Tony Fields II, West Virginia (10/31/2020)
Had 14 or more tackles	15, Tony Fields II, West Virginia (10/31/2020)
Had 15 or more tackles	15, Tony Fields II, West Virginia (10/31/2020)

Tackles for Loss

Had 3 or more tackles for loss	3.0, Michael Scott, South Dakota (9/3/2022)
Had 4 or more tackles for loss	4.0, James Lynch, Baylor (10/5/2019)

Sacks

Had 2 or sacks	2.0, Michael Scott, South Dakota (9/3/2022)
Had 3 or sacks	3.0, Gabe Hall, Baylor (11/20/2021)
Had 4 or sacks	4.0, Mike Mamula, Boston College (12/25/1994)

Interceptions/Pass Breakups

Intercepted 2 or more passes	2, Zack Sanches, Oklahoma (10/17/2015)
Had 3 or more pass breakups	5, Dreshun Miller, West Virginia (10/31/2020)
Had 4 or more pass breakups	5, Dreshun Miller, West Virginia (10/31/2020)

Fumbles

Forced 2 or more fumbles	2, Will McDonald, Iowa State (11/21/2020)
Recovered 2 or more fumbles	2, Jacques Smith, Missouri (11/13/2010)

Scoring

TD on an interception return	PJ Jules (41 yds), Southern Illinois (9/11/2021)
TD on a fumble return	Malcolm Rodriguez (0 yds), Oklahoma State (9/25/2021)
Safety via tackle in end zone	Dee Winters, TCU (10/30/2021)

OPPONENT INDIVIDUAL SPECIAL TEAMS

Kickoff Returns

Had 125 or more KOR yards	150, D'Shawn Jamison, Texas (12/5/2020)
Had 150 or more KOR yards	150, D'Shawn Jamison, Texas (12/5/2020)
TD on a kickoff return	Darryl Surgent (100 yds), Louisiana (9/7/2013)

Punt Returns

Had 75 or more punt return yards	90, D'Shawn Jamison, Texas (9/29/2018)
Had 100 or more punt return yards	103, Danny Amendola, Texas Tech (10/30/2004)
TD on a punt return	D'Shawn Jamison (90 yds), Texas (9/29/2018)

Field Goals

Had 3 or more field goals	3, Cameron Dicker, Texas (11/26/2021)
Had 4 or more field goals	4, Andrew Mevis, Iowa State (10/16/2021)
Game-winning FG with less than one minute	0:00 (30 yds), John Mayers, Baylor (11/28/2020)

Blocked Kicks/Onside Kick

Blocked an extra point	Myles Garrett, Texas A&M (12/28/2016)
Blocked a field goal	Kyle Rose, West Virginia (11/20/2014)
Blocked a punt	Jordan Sterns, Oklahoma State (11/1/2014)
TD on blocked punt return	D.J. Adeoba (26 yds), Massachusetts (9/5/2009)
Defensive extra point	Darrent Williams (85-yd blocked XP return), Oklahoma St. (10/12/2002)
Recovered an onside kick	Kansas (11/26/2016)



RECORDS WATCH

CAREER RUSHING YARDS

Rk	Player, Years	Att	Yds
1.	Darren Sproles, 2001-04	815	4,979
5.	Alex Barnes, 2016-18	458	2,616
6.	Eric Hickson, 1994-95, 1997-98	507	2,537
7.	Collin Klein, 2009-12	601	2,485
8.	Deuce Vaughn, 2020-22	400	2,317

CAREER 100-YARD RUSHING GAMES

Rk	Player, Years	No.
1.	Darren Sproles, 2001-04	24
2.	Deuce Vaughn, 2020-22	14

CAREER RUSHING YARDS PER CARRY [MIN 200 ATT]

Rk	Player, Years	Att	Yds	Avg.
1.	Darren Sproles, 2001-04	815	4,979	6.11
2.	Deuce Vaughn, 2020-22	400	2,317	5.79
3.	Alex Barnes, 2016-18	458	2,616	5.71
4.	James Johnson, 2006-07	272	1,509	5.55
5.	Jesse Ertz, 2014-17	256	1,399	5.46

CAREER RUSHING YARDS PER GAME [MIN 20 GAMES]

Rk	Player, Years	Gms	Yds	Avg.
1.	Daniel Thomas, 2009-10	25	2,850	114.0
2.	Darren Sproles, 2001-04	45	4,979	110.6
3.	Deuce Vaughn, 2020-22	24	2,172	92.7
4.	Josh Scobey, 2000-01	24	1,981	82.5
5.	Alex Barnes, 2016-18	36	2,616	72.7

CAREER RUSHING TOUCHDOWNS

Rk	Player, Years	TDs
1.	Collin Klein, 2010-12	56
2.	Darren Sproles, 2001-04	45
3.	Ell Roberson, 2000-03	40
4.	Josh Scobey, 2000-01	31
5.	Daniel Thomas, 2009-10	30
6.	Deuce Vaughn, 2020-22	28
	John Hubert, 2010-13	28

CAREER CONSECUTIVE 100-YARD RUSHING GAMES

Rk	Player, Dates	Gms
1.	Darren Sproles, 10/5/2002 - 8/23/2003	10
2.	Deuce Vaughn, 10/30/2021 - 9/3/2022	8

CAREER CONSECUTIVE GAMES WITH A RUSHING TD

Rk	Player, Dates	Gms
1.	Collin Klein, 9/8/2012 - 1/3/2013	12
	Collin Klein, 9/17/2011 - 1/6/2012	12
3.	Darren Sproles, 10/26/2002 - 9/20/2003	11
4.	Mack Herron, 9/20/1969 - 11/22/1969	10
5.	Deuce Vaughn, 10/23/2021 - 9/10/2022	9

CAREER RECEIVING TOUCHDOWNS

Rk	Player, Years	TDs
1.	Tyler Lockett, 2011-14	29
2.	Kevin Lockett, 1993-96	26
3.	Quincy Morgan, 1999-2000	23
4.	Jordy Nelson, 2005-07	20
5.	James Terry, 2002-03	18
6.	Darnell McDonald, 1997-98	15
7.	Aaron Lockett 1998-2001	14
8.	Malik Knowles, 2018-22	12
	Chris Harper, 2010-12	12
	Andre Coleman, 1990-93	12

CAREER 1,000-YARD RECEIVERS

Rk	Player, Years	Yds
1.	Tyler Lockett, 2011-14	3,710
22.	Byron Pringle, 2016-17	1,355
23.	Isaiah Zuber, 2016-18	1,321
24.	Mack Herron, 1968-69	1,244
25.	Jeron Mastrud, 2006-09	1,219
26.	Malik Knowles, 2018-22	1,182
27.	Deon Murphy, 2007-08	1,160
28.	Russ Campbell, 1988-91	1,150
29.	John Liebe, 1976-77, 1979-80	1,149
30.	Yamon Figurs, 2004-06	1,144
31.	Tyson Schwieger, 1992-95	1,122
32.	Deante Burton, 2013-16	1,085
33.	John Goerger, 1970-72	1,069
34.	Phillip Brooks, 2019-22	1,008

CAREER ALL-PURPOSE YARDS PER GAME

Rk	Player, Years	Gms	Yds	YPG
1.	Mack Herron, 1968-69	19	3,150	165.8
2.	Brandon Banks, 2008-09	24	3,828	159.5
3.	Darren Sproles, 2001-04	45	6,812	151.4
4.	Tyler Lockett, 2011-14	47	6,586	140.1
5.	Deuce Vaughn, 2020-22	25	3,370	134.8

CAREER ALL-PURPOSE YARDS

Rk	Player, Years	Tot
1.	Darren Sproles, 2001-04	6,812
4.	Brandon Banks, 2008-09	3,828
5.	John Hubert, 2010-13	3,594
6.	Andre Coleman, 1990-93	3,443
7.	Deuce Vaughn, 2020-22	3,370

CAREER POINTS SCORED

Rk	Player, Years	Pts (How)
1.	Martin Gramatica, 1994-95, 97-98	349 (54/70 FG, 187/192 XP)
7.	Ell Roberson, 2000-03	248 (40 TDs, 4 2XP)
8.	Anthony Cantele, 2010-12	235 (37/48 FG, 118/120 XP)
9.	Blake Lynch, 2018-20	230 (45/54 FG, 95/96 XP)
10.	Tyler Lockett, 2011-14	212 (35 TDs, 1 2XP)
	Deuce Vaughn, 2020-22	204 (34 TDs)

CAREER TOUCHDOWNS SCORED

Rk	Player, Years	TDm	TDrc	TDrt	Tot
1.	Collin Klein, 2009-12	56	1	—	57
2.	Darren Sproles, 2001-04	45	2	1	48
3.	Ell Roberson, 2000-03	40	—	—	40
4.	Tyler Lockett, 2011-14	—	29	6	35
5.	Deuce Vaughn, 2020-22	28	6	—	34

CAREER PUNTING AVERAGE [MIN 75 ATT]

Rk	Player, Years	Att	Yds	Avg.
1.	Devin Ancil, 2018-19	83	3,718	44.80
2.	James Garcia, 1995-98	167	7,211	43.18
3.	Ty Zentner, 2020-22	75	3,227	43.03
4.	Sean Snyder, 1991-92	135	5,800	42.96
5.	Nick Walsh, 2014-17	217	9,187	42.34
6.	Tim Reyer, 2004-07	220	9,295	42.20
7.	Doug Dusenbury, 1962-64	124	5,228	42.16
8.	Bob Coble, 1966-68	209	8,770	41.96
9.	Ryan Doerr, 2009-10	95	3,920	41.30
10.	Jared Brite, 2000-03	90	3,710	41.22

CAREER FORCED FUMBLES

Rk	Player, Years	FF
1.	Reggie Walker, 2016-19	9
	Darren Howard, 1996-99	9
	Grady Newton, 1983-87	9
4.	Mark Simoneau, 1996-99	8
	Reggie Singletary, 1981-83	8
	Felix Anudike-Uzomah, 2020-22	7

CAREER PUNT-RETURN YARDS

Rk	Player, Years	Att	Yds
1.	David Allen, 1997-2000	103	1,646
5.	Mitch Running, 1992-95	62	625
6.	Veryl Switzer, 1951-53	42	596
7.	Yamon Figurs, 2004-06	48	553
8.	Phillip Brooks, 2018-22	31	549

CAREER PUNT-RETURN AVERAGE [MIN 25 ATT]

Rk	Player, Years	Att	Yds	Avg.
1.	Phillip Brooks, 2018-22	31	549	17.7
2.	David Allen, 1997-2000	103	1,646	16.0
3.	Aaron Lockett, 1998-2001	54	845	15.6
4.	Terence Newman, 1999-2002	27	417	15.4
5.	Tyler Lockett, 2011-14	32	488	15.2

CAREER PUNT-RETURN TOUCHDOWNS

Rk	Player, Years	TDs
1.	David Allen, 1997-2000	7
2.	Phillip Brooks, 2018-22	4

CAREER KICKOFF-RETURN YARDS

Rk	Player, Years	Att	Yds
1.	Tyler Lockett, 2011-14	77	2,196
2.	Brandon Banks, 2008-09	57	1,625
3.	Morgan Burns, 2013-15	51	1,572
4.	Andre Coleman, 1990-93	60	1,458
5.	Dimitrie Scott, 1985-86, 88-89	68	1,297
6.	Malik Knowles, 2018-22	39	1,119

CAREER KICKOFF-RETURN AVERAGE [MIN 20 ATT]

Rk	Player, Years	Att	Yds	Avg.
1.	William Powell, 2009-10	21	726	34.6
2.	D.J. Reed, 2016-17	26	837	32.2
3.	Morgan Burns, 2013-15	51	1,572	30.8
4.	Malik Knowles, 2018-22	39	1,119	28.7
5.	Tyler Lockett, 2011-14	77	2,196	28.5
6.	Brandon Banks, 2008-09	57	1,625	28.5
7.	Byron Pringle, 2016-17	39	1,076	27.6
8.	Mack Herron, 1968-69	35	916	26.2
9.	Terence Newman, 1999-2002	32	834	26.1
10.	Henry Hawthorne, 1969-70	36	921	25.6

CAREER KICKOFF-RETURN TOUCHDOWNS

Rk	Player, Year	TDs
1.	Morgan Burns, 2013-15	5
	Brandon Banks, 2008-09	5
3.	Tyler Lockett, 2011-14	4
4.	Malik Knowles, 2018-22	3
	Joshua Youngblood, 2019-20	3



QUICK FACTS

Capacity	50,000
Surface	AstroTurf RootZone Trionic 3D
All-Time Record	212-124-3 (.630)
Record as Bill Snyder Family Stadium	79-32 (.712)
Longest Winning Streak	25
Began	Oct. 26, 1996 (42-35 win vs. Oklahoma)
Snapped	Oct. 14, 2000 (41-31 loss to Oklahoma)
Winning Seasons	37
Undefeated Seasons	6 (1992, 1993, 1997, 1998, 1999, 2012)
Most Home Games	8 (2002, 2003, 2006, 2013)
Most Home Victories	7 (1998, 1999, 2002, 2003, 2012)
First Game	Sept. 21, 1968
	21-0 win vs. Colorado State
First Game as Bill Snyder Family Stadium	Nov. 19, 2005
	36-28 win vs. Missouri
Record Attendance	53,811
	29-28 win vs. Nebraska; Nov. 11, 2000

LARGEST CROWDS

1. Nebraska – Nov. 11, 2000	53,811
2. Oklahoma State – Nov. 1, 2014	53,746
3. TCU – Oct. 10, 2015	53,671
4. Louisiana Tech – Sept. 19, 2015	53,671
5. Kansas – Nov. 29, 2014	53,439
6. North Dakota State – Aug. 30, 2013	53,351
7. Oklahoma – Oct. 16, 2004	53,310
8. Iowa State – Nov. 21, 2015	53,297
South Dakota – Sept. 5, 2015	53,297
10. Louisiana – Sept. 7, 2013	53,073
11. Auburn – Sept. 18, 2014	53,046
12. Oklahoma – Oct. 14, 2000	53,011
13. Massachusetts – Sept. 14, 2013	52,958
14. West Virginia – Dec. 5, 2015	52,918
15. UTEP – Sept. 27, 2014	52,899
16. West Virginia – Oct. 26, 2013	52,898
17. Texas – Oct. 25, 2014	52,879
18. Oklahoma – Oct. 17, 2015	52,867
19. Stephen F. Austin – Aug. 30, 2014	52,830
20. Baylor – Oct. 12, 2013	52,803
21. Oklahoma – Nov. 23, 2013	52,803
22. Texas Tech – Oct. 4, 2014	52,726
23. TCU – Nov. 16, 2013	52,697
24. Kansas – Nov. 26, 2016	52,637
25. Iowa State – Nov. 2, 2013	52,542

BILL SNYDER FAMILY STADIUM

55TH YEAR – 1968-2022



Renamed in honor of Hall of Fame coach Bill Snyder by a proclamation of the Kansas Board of Regents on Nov. 16, 2005, Bill Snyder Family Stadium is hosting its 55th season of Wildcat football this fall.

Originally named KSU Stadium, the facility was built at a cost of \$1.6 million and financed from student fees, athletics gate receipts and contributions. The stadium opened its doors Sept. 21, 1968, with a 21-0 shutout of Colorado State. The original seating capacity was set at 35,000, and an expansion in the summer of 1970 added 4,000 permanent bleachers on the east side and 3,000 temporary bleachers on the west side.

Following the 1998 season, the addition of a deck and sky suites on the east side of the stadium increased capacity to more than 50,000. On Nov. 11, 2000, 53,811 fans witnessed Kansas State's 29-28 win over Nebraska. It remains the largest crowd ever to witness a sporting event in the state of Kansas.

Bill Snyder Family Stadium's more recent changes include a \$75 million project to construct the West Stadium Center in 2013 and the new Vanier Football Complex, with full completion in time for the 2016 season.

Most recently completed is the Shamrock Zone in the south end zone, named on behalf of the Bill Ryan and Martin Ryan families who own and operate Shamrock Trading Corporation. The Shamrock Zone was completed in time for the 2021 season. The project has transformed the south concourse and includes permanent concessions and restrooms for the first time in the history of Bill Snyder Family Stadium, along with two new videoboards in the southwest and southeast corners of the stadium, the latter of which fans began enjoying in 2020.

