




TULANE FOOTBALL

146 NFL DRAFT PICKS | 94 ALL-AMERICA SELECTIONS | EIGHT NATIONAL FOOTBALL FOUNDATION HALL OF FAMERS | 12 BOWL APPEARANCES


GAME FIVE

RV/RV TULANE (3-1) vs. RV/RV ARMY (3-1)

10.5.19 | 11 AM (CT) | WEST POINT, N.Y. | MICHIE STADIUM (38,000)



TULANE GREEN WAVE
Head Coach: Willie Fritz
Record at TU: 19-22 (Fourth year)
Overall: 212-96-1 (27th year)



ARMY BLACK KNIGHTS
Head Coach: Jeff Monken
Record at Army: 38-29 (Sixth year)
Overall: 74-45 (10th year)

TULANE TRAVELS NORTH TO FACE ARMY

- The Green Wave hits the road this week to take on Army on Saturday. Kickoff has been set for 11 a.m. and the game will be aired live on the CBS Sports Network.
- Tulane's matchup with Army will mark the 22nd all-time meeting between the two teams.
- Tulane will be in search of its first road win of the year.
- The Green Wave will travel to West Point for the first time since 2015.
- Tulane is receiving votes in the Associated Press poll for the second straight week and the Coaches Poll for the fifth straight week.
- From 1998-2004, Tulane and Army met on an annual basis when both schools were members of Conference USA.



Graduate Transfer Jalen McCleskey hauled in a pair of touchdowns, including the game-winning score two weeks ago at home against Houston.

FIRST AND 10

1. Tulane will be in search of its best start to a season since 1998.
2. The Green Wave will be in search of their third straight win. Tulane has not won three straight games in back-to-back seasons since the 2003 and 2004 campaigns.
3. Tulane will look to move to 4-1 for just the sixth time since 1960 and only the second time since 1980.
4. Senior quarterback Justin McMillan is 8-2 as a starter for the Green Wave.
5. Senior wide receiver Darnell Mooney has caught at least one pass in 23 consecutive games.
6. Tulane finished with 511 yards of total offense in its last outing against Houston. The Green Wave have surpassed 400 yards of total offense 20 times since the start of the 2016 season. Tulane owns a 16-4 record in those games.
7. Tulane, Houston and UCF are the only three teams in the American Athletic Conference to boast three rushers with 200 yards or more rushing in the 2019 season (Bradwell - 255, McMillan - 245 and Dauphine - 202).
8. Tulane has rushed for at least 100 yards in 44 consecutive games dating back to the end of the 2015 season. The Green Wave had 325 rushing yards in their last game against Houston.
9. The Green Wave enters their matchup with Army having rushed for over 250 yards in four of the last five games (337 vs. UL-Lafayette -2018, 350 vs. FIU, 298 vs. Missouri State and 325 vs. Houston).
10. Tulane's defensive unit has held three of its four opponents under their season average in total yards (FIU, Auburn and Missouri State).

1

Tulane's victory over Houston marked the first time this year that a FBS team had rallied to win after training by 21-or-more points. Prior to Tulane's matchup with Houston, teams that trailed by 21 points-or-more were 0-80 on the year (according to ESPN).

500

Tulane has surpassed 500 yards of total offense in three of its four games this season under first year head coach Will Hall. Prior to Hall's arrival, Tulane had only surpassed 500 yards of total offense twice since 2016.

2,000

Tulane's Darnell Mooney and Jalen McCleskey are the ONLY wide receiver tandem in The American to have 2,000 career receiving yards.

TULANE SCHEDULE/RESULTS

3-1, 1-0 THE AMERICAN

DATE	OPPONENT	TIME/RESULT	TV
AUG. 29	FIU (THU.)	W, 42-14	ESPN3
Sept. 7	at Auburn	L, 6-24	ESPN2
SEPT. 14	MISSOURI STATE	W, 58-6	ESPN3
SEPT. 19	HOUSTON (THU)*	W, 38-21	ESPN
Oct. 5	at Army	11 a.m.	CBSSN
OCT. 12	UCONN*	2:45 P.M.	TBA
Oct. 19	at Memphis*	TBA	TBA
Oct. 26	at Navy*	2:30 p.m.	CBSSN
Nov. 2	TULSA**	TBA	TBA
Nov. 16	at Temple*	TBA	TBA
NOV. 23	UCF*	TBA	TBA
Nov. 30	SMU*	TBA	TBA

* American Athletic Conference game | ** Homecoming
All times Central | Home games in BOLD CAPS

ARMY SCHEDULE/RESULTS

3-1

DATE	OPPONENT	TIME/RESULT	TV
AUG. 30	RICE	W, 14-7	CBSSN
Sept. 7	at Michigan	L, 24-21 (2OT)	FOX
Sept. 14	at UTSA	W, 31-13	NFLN
SEPT. 21	MORGAN STATE	W, 52-21	CBSSN
OCT. 5	TULANE	11 a.m.	CBSSN
Oct. 12	at Western Kentucky	6 p.m.	Stadium Network
Oct. 19	at Georgia State	6 p.m.	TBA
OCT. 26	SAN JOSE STATE	11 A.M.	ESPN
Nov. 2	at Air Force	2:30 p.m.	CBSSN
NOV. 9	UMASS	11 A.M.	CBSSN
NOV. 16	VMI	11 A.M.	CBSSN
Nov. 30	at Hawai'i	12:30 a.m.	CBSSN
Dec. 14	vs. Navy	3 p.m.	CBS

All times Central | Home games in BOLD CAPS

SERIES: Tulane Leads 11-9-1

First Result Teams tied, 0-0 (1953)

Last Result Tulane won at home, 21-17 (2017)

Current Streak: Tulane, W1

TV: CBS Sports Network

Play-by-Play Ben Holden

Analysts Ross Tucker

Sideline Tina Cervasio

RADIO: SPORTS 1280 NEW ORLEANS/SIRIUS XM 380

Play-by-Play Andrew Allegretta

Analyst Steve Barrios

WHAT'S INSIDE

- Gameday Information 1
- Media information 2
- Statistical Comparison 3
- Notes 3-9
- The Last Time It Happened 10-12
- Head Coach Willie Fritz Bio 13-16
- Two Deep 17
- Rosters/Pronunciations 18-19
- Yulman Stadium Information 20
- Individual Game-By-Game Statistics 21-27
- Statistics Package 28-38
- Game-By-Game Results 39-40





COVERING THE GREEN WAVE

TULANE FOOTBALL MEDIA SCHEDULE: ARMY WEEK

SEPT. 30 Monday	OCT. 1 Tuesday	OCT. 2 Wednesday	OCT. 3 Thursday	OCT. 4 Friday	OCT. 5 Saturday
11:50 a.m., Fritz joins AAC Football Coaches' Teleconference.	Practice, 8:40-10:40 a.m. (media availability after practice) – The practice location is at Yulman Stadium. 11 a.m. - Weekly press conference in the Iberia Field Level Suite.	Practice, 8:40-10:40 a.m. (media availability after practice) – The practice location is at Yulman Stadium.	Practice, 8:40-10:30 a.m. (media availability after practice - only Coach Fritz is available) – The practice location is at Yulman Stadium. 6-7 p.m. the Willie Fritz Radio Show will be at Loft 18 in Metairie	No media availability.	Gameday. Media Availability after the game.

TULANE STRATEGIC COMMUNICATIONS

GENERAL INFORMATION

Office Phone..... (504) 407-7349
 Address 2950 Ben Weiner Drive, New Orleans, 70118
 Website TulaneGreenWave.com

TOM SYMONDS - ASSISTANT AD

Coach and player interviews, game notes
 Cell: (504) 407-7349
 E-mail: tsymonds@tulane.edu
 Twitter: @Tom_Symonds

PIERCE FELTNER - ASSISTANT DIRECTOR

Player interviews, game notes, roster info and statistics
 Cell: (859) 640-6860
 E-mail: pfeltner@tulane.edu

MEDIA RESOURCES

CREDENTIAL APPLICATIONS

sportssystem.com/tulanefootball

TULANE FOOTBALL MEDIA GUIDE

http://bit.ly/18_GreenWave_Media_Guide

WIRELESS INTERNET ACCESS (YULMAN STADIUM)

Network..... PressBox
 Password..... YulmanStadium

OFFICIAL SOCIAL MEDIA CHANNELS

Twitter @GreenWaveFB/@TulaneAthletics
 Instagram @GreenWaveFB/@TulaneAthletics
 Facebook..... GreenWaveFootball/TUGreenWave
 YouTube TUGreenWave
 Hashtags..... #NolaBuilt #RollWave

MEDIA OPPORTUNITIES & SERVICES

Weekly News Conference

During the regular season, head coach Willie Fritz and selected players will meet with the media each Tuesday (except for the bye week and during midweek games) at a designated time set prior to the season. Requests for specific players should be made to the Strategic Communications office.

Interviews

All interview requests for head coach Willie Fritz, any assistant coaches and players must be coordinated through the Strategic Communications office.

During the regular season, student-athletes are available for interviews, either in person or on the phone, before or after practice Monday through Wednesday. In order to arrange for student-athlete interviews, please provide 24 hours notice to the Strategic Communications office. Student-athlete interviews may be conducted in the atrium of the Wilson Center, in Yulman Stadium or in the Strategic Communications Office. The Tulane training room, football locker room and weight room are off-limits to the media.

For telephone interviews, student-athletes will be provided with the number and will make the call at a mutually-agreed upon time. Phone numbers of student-athletes will not be made available to the media.

Practice Coverage

Regular-season practices will be held in Yulman Stadium and are open to the media. Practices during the regular season may be closed or moved without notice. Please contact the Strategic Communications office if you plan on attending practice.

Still photographs and video may be shot during selected segments of practice by approved agencies. After that time, photographers will be asked not to shoot. Media are asked to remain on the sidelines or in the stands during practice and are asked not to speak to players or coaches during the workout.

Website

Updated statistics, game recaps, weekly and daily releases, player and coach bios, historical, broadcast and ticket information can be found at TulaneGreenWave.com. Media are encouraged to check the website regularly for the latest Green Wave Athletics news.

Video Services

Requests for video footage of the football team should be made to the Strategic Communications office. Please allow a minimum of three days lead time for video requests.

Accessing Information

In addition to TulaneGreenWave.com and the official football-specific social media outlets, the latest news, weekly releases, updated depth charts, rosters and season and single game statistics can be sent on a daily or weekly basis via e-mail. Contact the appropriate staff member in the Strategic Communications office to be added to a particular sport's media distribution list.





TULANE FOOTBALL QUICK FACTS

Location New Orleans, La.
Founded 1834
Enrollment 13,581 (Private)
Nickname Green Wave
Mascot Riptide, Angry Wave
Colors Olive Green & Sky Blue
Conference American Athletic Conference
President Michael A. Fitts
Director of Athletics Troy Dannen
Faculty Representative Mike Hogg
Stadium Yulman Stadium (30,000)
Surface UBU Speed Series 5M (Artificial)
Yulman Stadium Press Box (504) 314-7490
Athletics Department Phone (504) 865-5500
Athletics Ticket Information (504) 861-9283

COACHING STAFF

Willie Fritz (Pittsburg State, 1983) Head Coach, 4th year
Tulane Overall/Conference Records 19-22/9-15 The American
Overall Record/Year 212-96-1 (.688)/27th year
NCAA Record/Year 172-91-0 (.654)/23rd year
Jack Curtis Defensive Coordinator/Outside Linebackers, 4th year
Will Hall Offensive Coordinator/Quarterbacks, 1st year
Jeff Conway Wide Receivers, 4th year
Chris Hampton Secondary, 4th year
Slade Nagle Tight Ends, 4th year
Jamaal Fobbs Running Backs, 4th year
Kevin Peoples Defensive Line, 4th year
Michael Mutz Linebackers, 4th year
Cody Kennedy Offensive Line, 1st year
J.J. McCleskey Secondary, 2nd year
Chris Couch Special Teams Analyst/Recruiting, 4th year
Jordy Joseph Offensive Analyst/Recruiting, 4th year
Johnny Jernigan Defensive Analyst/Recruiting, 4th year
Shane Meyer Director of Football Operations, 4th year
Kyle Speer Director of Strength & Conditioning (Football), 4th year
Patrick Hopewell Assistant Strength and Conditioning Coach, 7th year
Jay Marks Assistant Strength and Conditioning Coach, 5th year
Justin Smith Assistant Strength and Conditioning Coach, 1st year
Wesley Fritz Director of Player Personnel, 4th year
Donn Landholm Director of Player Development, 4th year
Rushell Harvey On-campus Recruiting Coordinator, 2nd year
Kati Morse Director of New Media, 4th year
Brandon Vyhalek Associate Director, Football Video Operations, 4th year
Alby Lindon Assistant AD, Sports Medicine, 7th year
Ryan Larkin Assistant Athletic Trainer, 2nd year
T.J. Thurmond Graduate Assistant, Athletic Trainer, 2nd year
Alfredo Mosquera Graduate Assistant, Athletic Trainer, 1st year
Natalie Startin Graduate Assistant, Athletic Trainer, 1st year
Lauren Davis Senior Academic Advisor, 3rd year
JT Cleveland Graduate Assistant, Defense, 2nd year
Jake Stone Graduate Assistant, Defense, 3rd year
Ben Thomas Graduate Assistant, Offense, 1st year
Favian Upshaw Graduate Assistant, Offense, 2nd year
Phelps McKey Graduate Assistant, Recruiting, 2nd year
Anthony Cima Graduate Assistant, Video Operations, 1st year

TEAM INFORMATION

Offensive Formation Multiple
Defensive Formation Multiple
2018 Overall Record 7-6
2018 Conference Record/Finish 5-3/T-1st (American West)
Letterwinners Returning/Lost 76/20
Starters Returning 17 (6 offense/8 defense/3 specialists)
Starters Lost 8 (5 offense/3 defense/0 specialists)

2019 TULANE (3-1, 1-0 AAC)

Team Stats	TLN	Opp.
Points/game	36.0	18.8
First downs	89	75
Rushing/Game	273.3	147.3
Passing/Game	181.5	193.0
Offense/Game	454.8	340.3
Fumbles/Lost	5/2	6/3
Penalties/Yards	39/305	19/170
Punts-Yards	19/769	24/1004
Punting Average	40.5	41.8
Third Down Conv.	19/53	24/58
Fourth Down Conv.	4/6	1/3

2019 Tulane Statistical Leaders

Rushing	Att.	Yds.	Avg.	TD	Long
Bradwell	54	255	4.7	0	25
McMillan	40	245	6.1	4	26

Passing	Comp.	Att.	Int.	Pct.	Yds.	TD
McMilla	44	87	2	50.6	610	5
Howard	5	7	0	71.4	116	1

Receiving	Rec.	Yds.	Avg.	TD	Long
Mooney	13	231	17.8	2	48
McCleskey	8	140	17.5	2	53

Defense	UT	AT	Total	TFL-Yds	Sack-Yds	Int
Moody	10	9	19	0.5-1	0-0	0
Kuerschen	14	3	17	0.0-0	0-0	0

2019 ARMY (3-1)

Team Stats	ARMY	Opp.
Points/game	29.5	16.3
First downs	84	58
Rushing/Game	293.5	104.5
Passing/Game	48.5	183.3
Offense/Game	342.0	287.8
Fumbles/Lost	10/7	10/6
Penalties/Yards	24/184	30/204
Punts-Yards	12/552	16/661
Punting Average	40.1	39.6
Third Down Conv.	23/51	23/56
Fourth Down Conv.	7/8	5/10

2019 Army Statistical Leaders

Rushing	Att.	Yds.	Avg.	TD	Long
Slomka	64	261	4.1	2	18
Walker	19	161	8.5	2	31

Passing	Comp.	Att.	Int.	Pct.	Yds.	TD
Hopkins Jr.	5	12	1	41.7	96	1
Anderson	1	7	0	14.3	80	1

Receiving	Rec.	Yds.	Avg.	TD	Long
Hobbs IV	4	142	35.5	1	80
Walker	4	17	17.0	1	17

Defense	UT	AT	Total	TFL-Yds	Sack-Yds	Int
Christiansen	23	16	39.0	1.0-3	1.0-3	
Riley	20	6	26.0	5.0-29	3.0-24	1

2019 NCAA TEAM RANKINGS

Category	TLN	ARMY
Total Offense	35	111
Rushing Offense	9	4
Passing Offense	112	130
Team Passing Efficiency	82	85
Scoring Offense	32	72
Total Defense	44	20
Rushing Defense	63	28
Passing Yards Allowed	33	20
Team Pass. Eff. Defense	11	34
Scoring Defense	29	19
Turnover Margin	17	34
3rd Down Conv. %	96	31
4th Down Conv. %	32	11
3rd Down Conv. Def.	92	89
4th Down Conv. Def.	25	59
Red Zone Offense	1	47
Red Zone Defense	18	7
Net Punting	95	39
Punt Returns	30	97
Kickoff Returns	16	127
First Downs Offense	79	92
First Downs Defense	36	9
Fewest Penalties Per Game	126	50
Time of Possession	63	22

SCOUTING ARMY

- The Black Knights enter their matchup with Tulane following a 52-point outburst back on Sept. 21 to propel Army to a 52-21 win over Morgan State at home back on Sept. 21.
- The Cadets logged 483 yards of total offense - 403 of those yards came on the ground. It was the most rushing yards in a single game by Army at Michie Stadium since putting up 449 in its 2018 home opener against Liberty.
- The Cadets enter the game with a 3-1 mark and rank fourth in the nation in rushing yards per game, averaging 293.5 yards per game.
- The Black Knights have made a habit of going for it on fourth down. According to ESPN, since 2004, the Black Knights had the highest success rate ever with 31 fourth downs made on 36 attempts.
- Army also features a strong defensive unit that has held opponents to just 287.8 yards per game (ranked 20th nationally) and just 16.3 points per game (19th nationally).
- Head coach Jeff Monken is in his sixth season at the helm of Army football and has a 37-29 record with 32 wins over a five-year span.

RECAPPING TULANE'S LAST MATCHUP VS. ARMY

- Former Tulane quarterback Jonathan Banks' four-yard touchdown run with 23 seconds remaining propelled the Green Wave to a thrilling 21-17 victory at home back on Sept. 23, 2017.
- Trailing 17-14 with 5:32 remaining, the Green Wave drove 75 yards in 5:09 to take the lead, converting three fourth downs along the way.
- Banks finished with 103 yards passing and 40 yards rushing, while former Green Wave running back Dontrell Hilliard, who picked up eight yards on the final drive, finished with 134 rushing yards for his seventh career 100-yard rushing performance.

- Tulane totaled 356 yards of offense, including 253 rushing yards. Wide receiver Terren Encalade caught four passes for 38 yards, wide receiver Jabril Clewis had two catches for 29 yards, none bigger than his 13-yard reception on fourth and three on the final drive.
- The Black Knights finished with 371 yards of total offense, all on the ground.
- Linebacker Zachery Harris and senior linebacker Rae Juan Marbury recorded career highs of 14 and 13 tackles, respectively.

RECAPPING THE HOUSTON GAME

- The Green Wave's 21-point come-from-behind win over Houston is Tulane's largest comeback victory this century.
- Entering the Houston game, Football Bowl Subdivision teams that had trailed by 21 points-or-more this season were 0-80 on the year (according to ESPN).
- Tulane's primetime matchup with Houston marked the first time the Green Wave had played on ESPN at Yulman Stadium.
- Tulane improved to 8-2 in its last 10 games dating back to last season.
- The Green Wave captured their fifth straight win at home. Tulane's current five-game winning streak, which dates back to last season, is the Green Wave's longest consecutive unbeaten streak since moving into Yulman Stadium back in 2014.
- The Green Wave improved to 3-0 at home this season. Tulane has not opened a season 3-0 at home since 1999.
- Tulane improved to 7-17 all-time against Houston.
- Tulane outscored Houston 24-3 in the second half.
- The Green Wave captured their fifth win in six years in American Athletic Conference home openers.
- Team captains for Tulane's last game were RB Jalen McCleskey, LB Malik Lawal, OL Corey Dublin and DL Mike





LIFE IN THE AMERICAN

2019 AAC STANDINGS

WEST DIVISION

TEAM	AAC Games		All Games	
	W-L	PCT.	W-L	PCT.
Tulane	1-0	1.000	3-1	.750
SMU	1-0	1.000	5-0	1.000
Memphis	1-0	1.000	4-0	1.000
Navy	1-1	.500	2-1	.667
Tulsa	0-0	.000	2-2	.500
Houston	0-1	.000	2-3	.400

EAST DIVISION

TEAM	AAC Games		All Games	
	W-L	PCT.	W-L	PCT.
UCF	1-0	1.000	4-1	.800
Temple	0-0	.000	3-1	.750
Cincinnati	0-0	.000	3-1	.750
ECU	0-1	.000	3-2	.600
UConn	0-1	.000	1-3	.250
USF	0-1	.000	1-3	.250

Thursday, Oct. 3

Temple at ECU (ESPN) 7 p.m.

Friday, Oct. 4

UCF at Cincinnati (ESPN) 7 p.m.

Saturday, Oct. 5

USF at UConn (CBSSN) 11 a.m.

Tulane at Army (CBSSN) 11 a.m.

Air Force at Navy (CBSSN) 2:30 p.m.

Memphis at ULM (ESPNU) 2:45 p.m.

Tulsa at SMU (ESPNU) 6:30 p.m.

All times are Central Time

2019 AAC WEEKLY HONORS

PLAYER (HONOR) DATE

Justin McMillan (Offensive Player of the Week) Sept. 2

Jalen McCleskey (Offensive Player of the Week) Sept. 23



- Hinton
- Redshirt junior DT De'Andre Williams carried the New Orleans flag. Redshirt junior QB Keon Howard carried the American Athletic Conference Power 6 flag.
- Sophomore DB Larry Brooks carried the No. 18 flag in honor of Devon Walker.
- With the win, head coach Willie Fritz improved to 212-96-1 all-time.
- The Green Wave offensive starters were QB Justin McMillan, RB Amare Jones, RB Stephon Huderson, TE Will Wallace, WR Darnell Mooney, WR Jalen McCleskey, OL Ben Knutson, OL Keyshawn McLeod, OL Corey Dublin, OL Christian Montano and OL Joey Claybrook.
- Mooney made his 32nd consecutive start, while Dublin made his 29th straight start.
- Tulane has now outscored its opponents by a 138-51 count in home games this season.
- The Green Wave's 10 play, 93-yard drive which spanned 4:19 in the second half was Tulane's longest drive of the season in terms of yards.
- McCleskey finished the night with a season high 120 yards receiving and two touchdowns.
- McCleskey's first quarter score was his 18th career touchdown of his collegiate career and his first in a Green Wave uniform.
- McCleskey's 19th career touchdown was the game-winning score, as he dashed in from a career long 53 yards out.
- Senior running back Darius Bradwell rushed for a season high 113 yards on just 20 carries.
- Huderson scored his first touchdown of the 2019 season with the nine-yard rush with 10:11 left in the second quarter. This was his second touchdown of his career.
- McMillan improved to 8-2 as a starter. He is a perfect 5-0 at home as a starter.
- McMillan finished the night by passing for 186 yards and rushing for a career-high 91 on 15 carries.
- Mooney extended his consecutive catch streak to 23 games. His lone catch of the night went for a 48-yard touchdown reception.

- Mooney now has 16 career touchdown receptions which ranks 10th all-time in program history.
- The Green Wave defensive starters were DL Patrick Johnson, LB Marvin Moody, CB Jaylon Monroe, DL De'Andre Williams, DL Cameron Sample, S P.J. Hall, LB Lawrence Graham, FS Chase Kuerschen, S Will Harper, NT Jeffery Johnson and CB Thakarius Keyes.
- Tulane's defensive unit held Houston to just three second half points and held the Cougars to just 160 yards in the final 30 minutes.
- The Green Wave allowed 14 first quarter points which marked the first time all season a Tulane opponent has scored in the opening 15 minutes of the game.
- Patrick Johnson closed the night with a pair of tackles for loss and one sack. Johnson now has at least 0.5 sacks in 11 of his last 14 games dating back to last year.
- Monroe registered his first career interception in the first quarter.

TWO PLAYS ONE MEMORABLE FINISH

- Following a game-tying field goal by Houston in the closing moments of the fourth quarter, Tulane responded by executing two of the most memorable plays in program history, which capped a 21-point come-from-behind-win over the Cougars.
- Tulane's final scoring drive of the game began with 18 seconds remaining on the clock.
- The Green Wave's first play of the drive called "kneel", which resulted in a 18-yard rush by sophomore running back Amare Jones.
- On the following play, quarterback Justin McMillan connected with wide receiver Jalen McCleskey for a 53-yard touchdown to give the Green Wave a 38-31 win over Houston.

THE TAKEAWAY BEADS RETURN

- The college football phenomenon of awarding players who come away with a turnover got a little New Orleans flair on Aug. 31, 2018 as the Green Wave introduced the nation

2019 RETURNING STATISTICAL LEADERS

RUSHING:	ATT.	YARDS	AVG.	TDS
Darius Bradwell	201	1134	5.6	11
Corey Dauphine	124	785	6.3	7
Stephon Huderson	68	281	4.1	0

PASSING:	ATT.	COMP	INT.	TDS	YARDS	PCT.
Justin McMillan	154	79	4	10	1304	51.3

RECEIVING:	REC.	YARDS	AVG.	AVG/GAME	TDS
Darnell Mooney	48	993	20.7	76.4	8
Jaetavian Toles	7	74	10.6	6.7	1
Tyrick James	4	49	12.2	4.1	0

TACKLES:	TOTAL	SOLO	ASST.	INT.	SACKS	TFL (YDS)
Marvin Moody	71	41	30	0	0.5	5.0 (14)
Lawrence Graham	61	37	24	1	4.5	8.0 (34)
Patrick Johnson	49	34	15	0	10.5	16.0 (74)
P.J. Hall	46	34	12	1	1.0	1.0 (9)
Cameron Sample	40	17	23	1	4.0	6.0 (28)





STARTERS RETURNING/LOST

Offensive Starters Returning (6) Career Starts

RB	Darius Bradwell	6
OL	Corey Dublin	29
QB	Justin McMillian	10
WR	Darnell Mooney	37
TE	Will Wallace	7
OL	Keyshawn McLeod	16

Defensive Starters Returning (8) Career Starts

LB	Lawrence Graham	10
S	P.J. Hall	13
S	Will Harper	14
DL	Jeffery Johnson	14
DL	Patrick Johnson	17
CB	Thakarius Keyes	14
DL	Cameron Sample	18
DL	De'Andre Williams	16

Special Teams Starters Returning (3) Career Starts

P	Ryan Wright	14
LS	Geron Eatherly	38
PK	Merek Glover	25

Offensive Starters Lost (5) Career Starts

OL	Dominique Briggs	25
WR	Jabril Clewis	15
WR	Terren Encalade	45
OL	Noah Fisher	35
OL	John Leglue	38

Defensive Starters Lost (3) Career Starts

LB	Zachery Harris	31
CB	Donnie Lewis Jr.	44
S	Roderic Teamer Jr.	40

Special Teams Starters Lost (0) Career Starts

GREEN WAVE PLAYERS IN THE NFL

Ryan Griffin	Tampa Bay Buccaneers
Dontrell Hilliard	Cleveland Browns
Charles Jones II	Jacksonville Jaguars
John Leglue	New Orleans Saints
Parry Nickerson	Seattle Seahawks
Cairo Santos	Tennessee Titans
Tanzel Smart	Los Angeles Rams
Rod Teamer Jr.	Los Angeles Chargers

to the Takeaway Beads and forced three turnovers against Wake Forest.

- Tulane's takeaway beads made their return in 2019, as senior cornerback Thakarius Keyes and Cameron Sample each came away with turnovers in the Green Wave's 2019 season opener against FIU.
- Against Auburn as Tulane recovered a pair of fumbles courtesy of sophomores Chris Joyce and Jeffery Johnson.
- In its matchup against Missouri State, Tulane tallied three interceptions one of which went back for a touchdown.
- Two weeks ago against Houston, Tulane recorded an interception.
- This season, Tulane has eight turnovers (three fumble recoveries and five interceptions). In 2018, Tulane forced 18 turnovers.
- The eight turnovers gained by the Green Wave ranks 34th among FBS teams and third in the AAC.
- Tulane's five interceptions rank second in The American and rank 25th nationally.

MR. RELIABLE

- Senior walk-on kicker Merek Glover leads the Green Wave with 28 points this season.
- In four games this year, Glover is a perfect 4-for-4 in field goal attempts and a perfect 16-of-16 in extra points.
- Glover is one of 21 kickers nationally to connect on 100 percent of his field goals.
- Two of Glover's field goals this season have come from 40 yards or longer.

MAKING WAVES ON DEFENSE

- In its last outing against Houston, Tulane limited the Cougars to just three points and 160 yards of total offense.
- Earlier this year, Tulane held Auburn to just five rushing yards in the first quarter and just 20 yards in the first half.
- The Green Wave is holding opponents to just 5.0 yards per play ranks 41st among all FBS teams.
- Tulane ranks 44th in the nation in total defense and has limited opponents to just 340.3 yards per game.
- Tulane's ranks in the top 50 in nine defensive categories.

BIG PLAY WAVE

- Tulane had a flair for the big play in 2018, as it totaled 59 offensive plays that went for 20-yards-or-more.
- The Green Wave picked up right where they left off from a year ago with 22 plays that have gone for 20 yards in 2019.
- In 2019, Tulane has totaled five plays that have gone for over 50 yards - a figure which is tied for 11th nationally.
- In the season opener, RB Corey Dauphine highlighted the Green Wave's big play ability against FIU as he averaged 25.3 yards per carry in the Tulane's win over FIU. Dauphine finished the night with three carries for 76 yards.
- Freshman RB Tyjae Spears totaled eight carries for 89 yards. He also had one reception that went for 88 yards in Tulane's matchup against Missouri State.
- Two weeks ago against Houston, Tulane wide receiver Jalen McCleskey's 53-yard touchdown reception proved to be the game-winning score against the Cougars.

MR. OCTOBER

- Now in his 27th year as a head coach, Willie Fritz has coached

2019 HOME-AWAY BREAKDOWN

Category	HOME (3-0)	AWAY (0-1)
Points Per Game	46.0	6.0
Opponent Points Per Game	17.0	24.0
Rushing Yards Per Game	324.3	120.0
Opponent Rushing Yards Per Game	139.0	172.0
Passing Yards Per Game	207.7	103.0
Opponent Passing Yards Per Game	188.3	207.0
Passing (Comp-Att-Int-TD)	39-61-1-6	10-34-1-0
Opponent Passing (Comp-Att-Int-TD)	49-95-5-4	19-37-0-1
Total Offense Per Game	532.0	223.0
Opponent Total Offense Per Game	327.3	379.0
3rd-Down Conversions	17-38	2-15
Opponent 3rd-Down Conversions	14-39	10-19
4th-Down Conversions	4-4	0-2
Opponent 4th-Down Conversions	1-2	0-1
Sacks By-Yards	8-41	0-0
Opponent Sacks By-Yards	5-33	0-0
Red Zone Scores-Chances	11-11	1-1

Score by Quarters	1ST	2ND	3RD	4TH	OT	TOTAL
Tulane (HOME)	24	56	34	24	0	138
Opponents (HOME)	14	27	7	3	0	51
Tulane (AWAY)	3	3	0	0	0	6
Opponents (AWAY)	0	14	7	3	0	24



BREAKDOWN BY CLASS

Graduates (4):

DL Mike Hinton, LB Malik Lawal, WR Jalen McCleskey, OL Christian Montano

Seniors (13):

RB Corey Dauphine, PK Randy Harvey, OL Keyshawn McLeod, S P.J. Hall, WR Darnell Mooney, S Larry Bryant, RB Darius Bradwell, S Will Harper, CB Thakarius Keyes, LB Lawrence Graham, OL Tyler Johnson, LS Geron Eatherly, QB Justin McMillan

Juniors (18):

QB Keon Howard, WR Jacob Robertson Jr., QB P.J. Hurst, S Sean Harper, PK Coby Neenan, WR Andrew Zuckerman, NT De'Andre Williams, PK Merek Glover, RB Stephon Huderson, DE Cameron Sample, DE Patrick Johnson, CB Jaylon Monroe, LB Marvin Moody, S Tirise Barge, S Chase Kuerschen, OL Corey Dublin, WR Jaetavian Toles, OL Ben Knutson

Sophomores (31):

WR Dane Ledford, CB Willie Langham, LB Quentin Brown, WR Logan Ammons, LB KJ Vault, TE Connor Prouet, DE Torri Singletary Jr., LB Sam Bruchhaus, OL Cameron Jackel, OL Timothy Shafter, OL Joey Claybrook, TE Will Wallace, WR Kevin LeDee, DE Nick Kubiet, RB Amare Jones, WR Jorien Vallien, DB Chris Joyce, DE Alfred Thomas, S Larry Brooks, S Macon Clark, LB Nick Anderson, DE Juan Monjarres, TE Keitha Jones Jr., DE Carlos Hatcher, DL Dane Ziegler, NT Jeffery Johnson, TE Tyrick James, DE Davon Wright, DL Jeremiah Hernandez, P Ryan Wright, LS Matt Smith

Redshirt Freshmen (18):

QB Christian Daniels, QB Josh Holl, RB Cameron Carroll, RB Ygenio Booker, S Grant Hamel, LB Nick Martorell, WR Nick Toppino, OL Stephen Lewerenz, OL Nik Hogan, OL Ben Bratcher, OL Max Wattenmaker, OL Michael Remondet, WR Ryan Thompson, WR Sorrell Brown, DE Noah Seiden, PK Sterling Stockwell, NT Jamiran James, PK Casey Glover

Freshmen (24):

WR Jha'Quan Jackson, QB Josh Coltrin, S Ton'Quez Ball, DB Levi Williams, DB Kiland Harrison, RB Tyjae Spears, S Tyler Judson, LB Dorian Williams, DB Jacquez Norman, S Jonathan Mestayer II, S Kanyon Walker, JOK Darius Hodges, JOK Armoni Dixon, OL Sincere Haynesworth, LS Ethan Hudak, OL Colby Orgeron, OL/DL Caleb Thomas, OL Jackson Fort, OL Trace Oldner, WR Tyrek Presley, TE Keshon Williams, TE Conner Richardson, DL Eric Hicks Jr., P Graham Dable

in 110 games in October.

- In those 110 games, Fritz's teams have posted a mark of 73-46-1.
- Fritz's teams have tallied a perfect mark in October on six separate occasions.

A NIGHT OF FIRSTS

- Fifteen Green Wave student-athletes made their respective debuts in their season opener on Aug. 29 against FIU.
- QB Keon Howard, RB Ygenio Booker, RB Tyjae Spears, WR Kevin LeDee, WR Jalen McCleskey, LB Nick Anderson, LB Dorian Williams, OL Christian Montano, OL Sincere Haynesworth, OL Ben Knutson, OL Timothy Shafter, OL Ben Bratcher, DL Noah Seiden, DL Jamiran James and K Sterling Stockwell all saw their first piece of action in a Tulane uniform.
- McCleskey and Montano both earned starting nods. In addition, RB Amare Jones and Davon Wright also earned their first career starts.

TALENT EVERYWHERE

- Green Wave student-athletes Darius Bradwell (Doak Walker), Geron Eatherly (Patrick Mannelly Award), Patrick Johnson (Bronko Nagurski Trophy and Chuck Bednarik Awards), Justin McMillan (Johnny Unitas Golden Arm Award), Christian Montano (Rimington Trophy), Darnell Mooney (Fred Biletnikoff Award) were each named to the preseason watch lists prior to the start of the season.

AN IMPRESSIVE GROUND GAME

- Since arriving in Uptown in 2016, head coach Willie Fritz's teams have featured a strong rushing attack.
- Tulane's 273.3 yards per game ranks ninth among FBS teams and second in The American.
- Three of the Green Wave's top five all-time single-season rushing yards have come under Fritz's direction.

MOST TEAM RUSHING YARDS - SINGLE SEASON

1. 2999 in 1931 (11 games)
2. 2836 in 2018 (13 games)
3. 2778 in 2017 (12 games)
4. 2737 in 2016 (12 games)
5. 2412 in 2007 (12 games)

- Tulane has rushed for 100 yards or more in 44 straight games.
- In 2018, Tulane rushed for 200 yards or more as a team in six games.

MAC ATTACK

- Senior QB Justin McMillan returned to the lineup for his final season as the Green Wave starting quarterback.
- Two weeks ago against Houston, McMillan tied a career high with three touchdowns.
- In the Green Wave's matchup against Missouri State, McMillan tied a career high with two rushing touchdowns to lead the Green Wave to a 58-6 win.
- McMillan is 8-2 as the Green Wave starting quarterback.
- McMillan accounted for three touchdowns (two passing and one rushing) in the season opener against FIU. He also finished with 250 yards of total offense (199 yards passing and 51 yards rushing).
- In 2018, McMillan saw action in nine games and posted a 5-1 record as a starter, finishing the year with 1,304 passing yards, 10 touchdowns and just four interceptions.
- McMillan also proved to be a force in the running game for the Green Wave as he rushed for 238 yards.

WELCOME TO HALL BALL

- Will Hall arrives in Uptown as the Green Wave's offensive coordinator after he spent the 2018 campaign as the associate head coach/tight ends coach at the University of Memphis where he helped guide the Tigers to the American Athletic Conference Championship game for the second

TULANE IN THE 2019 AMERICAN ATHLETIC CONFERENCE/NCAA RANKINGS (THROUGH GAMES OF SEPT. 28)

Category	Avg. (2018 Avg.)	AAC (2018 Ranking)	NCAA (2018 Ranking)
Scoring Offense	36.0 (26.8)	5th (8th)	32nd (81st)
Scoring Defense	18.8 (27.5)	4th (4th)	29th (73rd)
Total Offense	454.8 (401.1)	4th (8th)	35th (69th)
Total Defense	340.3 (406.8)	6th (3rd)	44th (75th)
Rushing Offense	273.3 (218.2)	2nd (5th)	9th (23rd)
Rushing Defense	147.3 (147.3)	6th (2nd)	63rd (46th)
Passing Offense	181.5 (182.9)	10th (9th)	112th (103rd)
Passing Yards Allowed	193.0 (259.5)	6th (9th)	33rd (117th)
Net Punting	36.21 (36.38)	8th (10th)	95th (94th)
Punt Returns	13.83 (5.33)	3rd (9th)	30th (107th)
Kickoff Returns	27.29 (22.44)	2nd (4th)	16th (38th)
Turnover Margin	1.00 (-0.08)	2nd (8th)	17th (73rd)
Sacks	2.00 (3.15)	8th (1st)	74th (8th)
Sacks Allowed	1.25 (2.69)	2nd (10th)	29th (102nd)
Tackles for Loss	5.5 (6.5)	10th (7th)	88th (46th)
Red Zone Offense	1.000 (.909)	1st (2nd)	1st (10th)
Red Zone Defense	.727 (.778)	4th (2nd)	18th (24th)
Time of Possession	30:12 (32:15)	8th (3rd)	88th (24th)

Bold - Ranked in the NCAA's Top 50





TULANE'S RECORD WHEN...

UNDER FRITZ 2019

Plays at Night	10-10	3-1
Plays During the Day	9-12	0-0
Plays at Home	13-8	3-0
Plays on the Road	5-14	0-1
Plays at Neutral Site	1-0	0-0
Plays on Grass	4-3	0-1
Plays on Turf	15-19	3-0
Scores First	11-4	2-1
Opponent Scores First	7-18	0-1
Leads After First Quarter	12-6	2-1
Trails After First Quarter	4-13	1-0
Game is Tied After First Quarter	3-3	0-0
Leads at Halftime	15-2	2-0
Trails at Halftime	3-20	1-1
Game is Tied at Halftime	1-1	0-0
Leads After Third Quarter	14-5	2-0
Trails After Third Quarter	4-17	1-1
Game is Tied After Third Quarter	1-1	0-0
In Overtime	2-1	0-0
Scores 21 or More Points	18-9	3-0
Scores 20 Points or Less	1-13	0-1
Opponent Scores 21 or More Points	9-20	1-1
Opponent Scores 20 Points or Less	9-3	2-0
Victory Margin is 7 Points or Less	9-10	1-0
Victory Margin is 8-14 Points	0-3	0-0
Victory Margin is 15-20 Points	2-2	0-1
Victory Margin is 21+ Points	8-7	2-0
Amasses 350+ Total Yards	17-7	3-0
Holds Opponent to 350 Yards or Less	10-5	2-0
Commits Less than 3 TOs	17-17	3-1
Commits 3 or More TOs	1-5	0-0
Has Fewer TOs than Opponent	13-9	3-1
Has More TOs than Opponent	3-6	0-0
Has Equal TOs to Opponent	3-5	0-0
Has More First Downs than Opponent	9-6	2-0
Opponent Has More First Downs	9-15	1-1
Punts Less than 7 Times	17-10	3-0
Punts 7 or More Times	2-12	0-1
Player Runs for 100 or More Yards	12-4	1-0
Opponent Player Rushes for 100 or More Yards	6-10	1-0
Player Passes for 200 or More Yards	3-5	0-0
Opponent Player Passes for 200 or More Yards	10-13	2-1

straight season and their fifth straight bowl appearance.

- During his lone season at Memphis, Hall helped guide the Tigers to a school record 42 rushing touchdowns during the regular season. In addition, Memphis finished the regular season with 3,311 rushing yards, which set a new school record.
- Hall joined the Tulane coaching staff prior to the Green Wave's appearance in the AutoNation Cure Bowl.
- In Hall's first season as offensive coordinator, Tulane has totaled 500 yards or more total offense in three games this season. Since 2016, Tulane has only surpassed 500 yards of total offense in two games prior to this season.
- Tulane's currently ranks 35th nationally in total offense and fourth in The American, averaging 454.8 yards per game.

THE DARNELL MOONEY EXPERIENCE

- Senior Darnell Mooney, who was the last player to receive a scholarship offer in Coach Fritz's first recruiting class has evolved into one of the league's top receivers.
- Mooney enters the Green Wave's matchup with Army 910 yards away from surpassing 3,000 career receiving yards - a feat that only three receivers in Tulane history have accomplished.
- Two weeks ago against Houston, Mooney extended his consecutive catch streak to 23 games after he hauled in a 48-yard touchdown catch.
- Against Missouri State, Mooney surpassed 2,000 career yards to become just the 11th wide receiver in program history to accomplish the feat.
- Mooney currently leads the team with 231 yards receiving and is averaging 17.7 yards per catch, which ranks fifth in The American.
- In the 2019 season opener against FIU, Mooney hauled in a game-high 84 yards receiving on four catches.
- Against Auburn, Mooney caught a team-high three passes for 48 yards.
- In 2018, he posted team bests in receptions (48), receiving yards (993) and touchdowns (eight).
- His 20.6 yards per catch led The American and ranked sixth nationally a year ago.
- Mooney's 217-yard effort against ECU on November 10 was a performance for the ages, as he totaled 217 yards - the most by a wide receiver in The American last season.
- Mooney became just the sixth wide receiver in Tulane history to surpass 200 yards receiving in a game.
- His 36.2 yards per catch served as a school record and is the second-highest single-game average in league history.

SACK ATTACK

- Tulane finished 2018 with 41 sacks.
- The Green Wave had just 14 sacks in all of 2017.
- Tulane's 41 sacks rank fifth all-time for a single season in program history.
- Sixteen different players on the team had at least half a sack a year ago.
- DL Patrick Johnson posted a team-best 10.5 sacks a year ago. In addition, his 10.5 sacks tied for 13th nationally and were tied for the most among all sophomores nationally.
- He also became just the third player in program history to finish the season with double-digit sacks.
- In the Green Wave's matchup with Houston two weeks ago, Johnson tallied his second sack of the season.
- Johnson now has at least 0.5 sacks in 11 of his last 14

games dating back to last year.

- In the Green Wave's season opener against FIU, the Green Wave registered three sacks.
- Against Missouri State, Tulane tallied a pair of sacks.
- Two weeks ago against Houston, the Green Wave tied a season-high with three sacks.

THE NO FLY ZONE

- During the 2018 campaign, the Green Wave established themselves as one of the American Athletic Conference's top passing defense units.
- Tulane has continued its strong secondary play in 2019, as it has totaled 24 passes defended, which is tied for 30th nationally and ranks third in The American.
- Tulane ranks second in The American with five interceptions.
- In 2018, the Green Wave also led the league and ranked second nationally in passes defended, finishing with 88.
- In the Green Wave's matchup with ECU, Tulane was responsible for an NCAA-record 20 pass breakups.
- Tulane's secondary played a major role in generating turnovers as it collected 12 interceptions which ranked fourth in The American and 40th nationally a year ago.

BRADWELL BREAKS OUT

- Senior running back Darius Bradwell will look to build on a breakout junior campaign where he led the team in rushing, averaging 87.2 yards per game, which ranked eighth in The American.
- Bradwell also posted a single-season career best in rushing yards (1,134) and touchdowns (11).
- Bradwell capped the year on a high note as he earned 2018 Cure Bowl Most Valuable Player honors thanks to a game-high 150 yards rushing and a pair of touchdowns in the Green Wave's 41-24 win over Louisiana-Lafayette.
- In 2019, Bradwell ranks leads the team in rushing with 255 yards (4.7 yards per carry).
- In the 2019 season opener against FIU, Bradwell rushed for 90 yards on just 13 carries and averaged 6.9 yards per carry.
- In the Green Wave's last matchup against Houston, Bradwell registered his first 100-yard rushing game of the season, as he dashed for 113 yards on just 20 carries. Bradwell has now rushed for 100 yards or more in four career games.

AMARE IN ACTION

- As a freshman in 2018, Amare Jones made a name for himself on special teams and established himself as one of the top all-purpose backs in The American.
- He finished 2018 with an AAC-best 27.9 kickoff return yards per game - a figure that also ranked fifth in the nation.
- He also ranked second among all freshman in The American with 939 all-purpose yards in 2018.
- He currently ranks third in The American with 114.5 all-purpose yards per game.
- Jones leads The American and ranks seventh nationally in kickoff return yards, averaging 33.4 yards per return.
- In addition, Jones ranks second in The American and 15th nationally in punt return yards, averaging 14.4 yards per return.
- In his 2019 debut, Jones accounted for 77 all-purpose yards and had one touchdown against FIU.
- Against Auburn, Jones posted a career-best punt return of 36 yards. He would finish the game with 90 all-purpose yards.
- In the Green Wave's matchup with Missouri State, Jones



TOP 25 RANKINGS

Week Five Rankings

ASSOCIATED PRESS POLL

RK	TEAM	REC
1.	Alabama (29)	5-0
2.	Clemson (18)	5-0
3.	Georgia (4)	4-0
4.	Ohio State (7)	5-0
5.	LSU	4-0
6.	Oklahoma	4-0
7.	Auburn	5-0
8.	Wisconsin	4-0
9.	Notre Dame	3-1
10.	Florida	5-0
11.	Texas	3-1
12.	Penn State	4-0
13.	Oregon	3-1
14.	Iowa	4-0
15.	Washington	4-1
16.	Boise State	4-0
17.	Utah	4-1
18.	UCF	4-1
19.	Michigan	3-1
20.	Arizona State	4-1
21.	Oklahoma State	4-1
22.	Wake Forest	5-0
23.	Virginia	4-1
24.	SMU	5-0
25.	Texas A&M	3-2
	Michigan State	4-1

Others Receiving Votes: California 141, Memphis 71, Appalachian State 50, Army 44, Missouri 26, Baylor 19, Colorado 19, Minnesota 15, USC 7, Kansas State 1, **Tulane 1.**

COACHES POLL

RK	TEAM	REC
1.	Alabama(29)	5-0
2.	Clemson(30)	5-0
3.	Georgia(1)	4-0
4.	Oklahoma	4-0
5.	Ohio State(4)	5-0
6.	LSU	4-0
7.	Auburn	5-0
8.	Florida	5-0
9.	Wisconsin	4-0
10.	Notre Dame	3-1
11.	Penn State	4-0
12.	Texas	3-1
13.	Oregon	3-1
14.	Iowa	4-0
15.	Boise State	4-0
16.	Washington	4-1
17.	Utah	4-1
18.	Michigan	3-1
19.	UCF	4-1
20.	Wake Forest	5-0
21.	Texas A&M	3-2
22.	Virginia	4-1
23.	Memphis	4-0
	Michigan State	4-1
25.	Oklahoma State	4-1

Others Receiving Votes: California 125, SMU 118, Arizona State 96, Army 47, Minnesota 34, Baylor 34, Appalachian State 28, Colorado 18, Duke 17, **Tulane 16**, Utah State 15, Kansas State 13, Hawai'i 10, USC 9, TCU 6, Mississippi State 3, Air Force 3, Washington State 3, Wyoming 2

totalled 169 yards of all-purpose yardage in the first half alone to surpass his entire 2019 all-purpose yardage. He enter the game with 167 all-purpose yards on the year.

- Against Houston, Jones totaled 122 all-purpose yards, including 18 yards on the team's fake kneel play, which set up the Green Wave's go-ahead touchdown.

TWELVE PLAYERS NAMED PRESEASON ALL-AAC BY PHIL STEELE MAGAZINE

- Twelve Tulane University football players earned Preseason All-American Athletic Conference honors from Phil Steele Magazine.
- Junior Patrick Johnson and senior Geron Etherly headlined the list, as they were both named first team. Seniors Darius Bradwell, Darnell Mooney and Lawrence Graham each collected second team recognition. Junior Corey Dublin, senior Thakarius Keyes and sophomore Amare Jones were each selected third team.
- Graduate transfer Christian Montano, sophomore Ryan Wright and juniors Cameron Sample and Marvin Moody rounded out the Tulane list of honorees as they were each named fourth team All-AAC.

TULANE ADDS FIVE GRADUATE TRANSFERS

- Tulane added graduate transfers Mike Hinton, Jalen McCleskey, Christian Montano, Malik Lawal and Ben Knutson over the offseason. All four student-athletes will be able to compete immediately.
- Hinton comes to Tulane after he spent the past four seasons at Columbia University. During his career at Columbia, Hinton played in 30 games and 28 starts.
- He also totaled 70 career tackles (26 solo), 4.5 sacks and 13.5 tackles for loss, while earning four varsity letters. He also was named as a semifinalist for the nationally prestigious William V. Campbell Trophy.
- McCleskey arrives in New Orleans following a stellar career at Oklahoma State where he totaled 167 career receptions for 1,865 yards and 17 touchdowns in four seasons. He currently ranks sixth all-time in receptions and ninth in touchdown catches at OSU.
- Montano begins the 2019 campaign following a decorated Ivy League career at Brown where he earned all-league honors in 2017 and was selected as a Phil Steele Preseason All-Ivy league selection in 2018.
- Lawal comes to Tulane following a 2018 season at Arizona State where he tallied 15 total tackles.
- Knutson rounds out the list of Green Wave graduate transfers, as he joins the team from the University of Virginia. In 2018, Knutson appeared in nine of UVA's 13 games, seeing a majority of his action on special teams.

MONTANO SELECTED AS A SEMIFINALIST FOR THE CAMPBELL TROPHY

- Tulane University offensive lineman Christian Montano was named a semifinalist for the 2019 William V. Campbell Trophy Presented by Mazda the National Football Foundation & College Hall of Fame (NFF).
- Montano's Campbell Trophy Semifinalist recognition marks the second time in his career in which he has received this honor.
- The William V. Campbell, formerly the Vincent dePaul Draddy Trophy, is a trophy awarded by the National Football Foundation that is given to the American college football player with the best combination of academics, community

service, and on-field performance.

- It is considered by many to be the "Academic Heisman."

SUCCESS AT HOME

- Tulane's current five-game winning streak at home is the longest at Yulman Stadium.
- With a 4-2 record at Yulman Stadium last season, the Green Wave finished 2018 with a 4-2 record at home for the second consecutive year.
- Tulane also won its home finale at Yulman Stadium for the second straight season, as it defeated Navy 29-28 to make the Green Wave bowl eligible.
- In the six home games a year ago, the Green Wave averaged 29.2 points, 200.2 rushing yards and 244.2 passing yards per game.

HOMETOWN BOYS

- Located in the iconic city of New Orleans, the Tulane football team has made a habit of keeping its local players at home. The 2019 roster features eight student-athletes who hail from New Orleans.
- Center Corey Dublin (Jesuit), defensive lineman Jeremiah Hernandez (De La Salle), offensive lineman Cameron Jackel (Archbishop Shaw), Jamiran James (De La Salle HS), defensive end Juan Monjarres (St. Augustine), offensive lineman Colby Orgeron (John Curtis), running back James Poche (Newman), tight end Connor Prouet (Jesuit) all played high school football in New Orleans.

FOUR YEARS WITH FRITZ

- Willie Fritz begins his fourth year (27th overall) as the Green Wave's head coach.
- In each of his previous three seasons, Tulane has improved its win total every year, winning four games in 2016, five in 2017 and seven in 2018. However it is his record in league play which has been most notable, as the Green Wave have gone from winning just one league game in his first season in 2016 to five games and a share of The American West Division title in 2018.

A TOUGH ROAD AHEAD

- The Green Wave will once again face a competitive schedule, as they face off against seven teams who earned a bowl bid in 2018.
- Tulane's 2019 opponents posted a combined mark of 80-72 during the 2018 season.
- The Green Wave's 2018 slate ranked as the 39th toughest schedule in the nation (NCAA.org), as Tulane opponents posted a mark of 89-68.

SLATTEN FAMILY STRENGTH CENTER TO OPEN ITS DOORS

- Tulane University Athletics opened the doors the department's new state-of-the-art Slatten Family Strength Center this fall.
- The \$1.2 million dollar project will significantly enhance Tulane's primary weight room located inside the James W. Wilson, Jr. Center and will serve the needs of the Green Wave's sport programs.
- The Slatten Family Strength Center will feature all new equipment that will be customized specifically for Tulane student-athletes.
- In addition, the facility will undergo numerous structural enhancements, which include a higher ceiling, a new floor, a new lighting system, new windows to allow more natural light, a reconfigured office space for the strength and conditioning coaches and staff as well as additional storage space.





THE CAREER RECORD BOOK

QUARTERBACK SACKS

1. Kenan Blackmon	22.5
2. Floyd Dorsey	21.5
3. Royce LaFrance	20
Mark Olivari	16
5. Dezman Moses	15.5
6. Brian Douglas	15
7. Julius Warmesley	14.5
8. Logan Kelley	14
9. Antonio Harris	14
10. Dennis O'Sullivan	13
Jay Rink	13

NR. Patrick Johnson 12.5

TACKLES FOR LOSS

1. Nico Marley	50.5
2. Kenan Blackmon	50
3. Floyd Dorsey	43
4. Mark Olivari	42
5. Tanzel Smart	40.5
6. Royce LaFrance	37
7. Brett Timmons	32
8. Julius Warmesley	30.5
9. Anthony Cannon	29
Dennis O'Sullivan	29
Bryan Alexander	29

NR. Patrick Johnson 20

PASSES BROKEN UP

1. Lynaris Elpheage	49
2. Donnie Lewis Jr.	43
Michael Jordan	43
4. Parry Nickerson	31
5. Israel Route	29
6. Elijah Freeman	26
7. Phillip Davis	25
David Skehan	25
9. Jeff Sanchez	24
10. Sean Lucas	23
Rod McDowell	23

NR. Thakarius Keyes 14

RECEPTIONS (CAREER)

1. Marc Zeno	236
2. JaJuan Dawson	234
3. Roydell Williams	215
4. Jeremy Williams	197
5. Ryan Grant	196
6. Mewelde Moore	189
7. Wil Ursin	188
8. Adrian Burnette	170
9. Terrell Harris	166
10. P.J. Franklin	158
11. Terren Encalade	143
12. Rodney Holman	135
13. Casey Robottom	133
14. Justyn Shackelford	131
15. Jerome McIntosh	126
Robert Griffin	126

NR. Darnell Mooney 119

RECEIVING YARDS

1. Marc Zeno	3725
2. Roydell Williams	3207
3. JaJuan Dawson	3048
4. Jeremy Williams	2807
5. Ryan Grant	2769
6. Wil Ursin	2466
7. Adrian Burnette	2459
8. P.J. Franklin	2260
9. Terren Encalade	2235
10. Jerome McIntosh	2109

11. Darnell Mooney

12. Mewelde Moore	
13. Robert Griffin	

TOUCHDOWN RECEPTIONS

1. Roydell Williams	35
2. JaJuan Dawson	31
3. Marc Zeno	25
4. Adrian Burnette	24
5. Jerome McIntosh	23
6. Ryan Grant	21
P.J. Franklin	21
8. Jeremy Williams	19
9. Wil Ursin	17
10. Darnell Mooney	16
Chris Bush	16

11. Terren Encalade

Mewelde Moore 15

100-YARD RECEIVING GAMES

1. Marc Zeno	17
2. JaJuan Dawson	14
3. Roydell Williams	12
Adrian Burnette	12
5. Terren Encalade	11
Ryan Grant	11
7. Jeremy Williams	10
8. P.J. Franklin	8
9. Wil Ursin	7
10. Darnell Mooney	6

RUSHING YARDS

1. Mewelde Moore	4364
2. Matt Forté	4265
3. Eddie Price	3095
4. Orleans Darkwa	2953
5. Dontrell Hilliard	2948
6. Bill Banker	2516
7. Don Zimmerman	2369
8. Jamaican Darte	2284
9. Marvin Christian	2152
10. Chance Miller	2023
11. Toney Converse	2014
12. André Anderson	2009
13. Jerald Sowell	1962
14. Darius Bradwell	1833
15. Terrence Jones	1761

RUSHING TOUCHDOWNS

1. Orleans Darkwa	39
Matt Forté	39
3. Bill Banker	31
4. Eddie Price	30
5. Dontrell Hilliard	30
6. Jamaican Darte	25
7. Terrence Jones	24
Don Zimmerman	24
Charles Flournoy	24
10. Mewelde Moore	21
15. Darius Bradwell	15

RUSHING YARDS PER GAME

1. Matt Forté	99.186
2. Mewelde Moore	99.182
3. Bill Banker	93.185
4. Don Zimmerman	81.689
5. Eddie Price	79.359
6. Marvin Christian	67.25
7. Toney Converse	67.133
8. Orleans Darkwa	64.195
9. Dontrell Hilliard	62.723
10. Jamaican Darte	61.729
NR. Darius Bradwell	57.281

2090

2059	
1945	

100-YARD RUSHING GAMES

1. Mewelde Moore	22
2. Matt Forté	15
3. Eddie Price	13
4. Orleans Darkwa	10
5. André Anderson	9
Dontrell Hilliard	9
7. Toney Converse	7
Jamaican Darte	7
9. Jerald Sowell	6
10. Marvin Christian	5
Doug Bynum	5
David Abercrombie	5
13. Darius Bradwell	4
Marvin Lewis	4
Jovon Jackson	4

MOST POINTS KICKING

1. Seth Marler	333
2. Cairo Santos	312
3. Brad Palazzo	290
4. Ross Thevenot	222
5. Ed Murray	219
6. Tony Wood	200
7. Andrew DiRocco	190
8. Andrew DiRocco	164
9. Merek Glover	155

FIELD GOALS MADE

1. Seth Marler	66
2. Cairo Santos	61
3. Brad Palazzo	48
4. Ed Murray	45
5. Tony Wood	42
6. Ross Thevenot	40
7. Todd Wiggins	34
8. Andrew DiRocco	27
9. Merek Glover	22
10. Bart Baldwin	21

PATS MADE

1. Brad Palazzo	146
2. Seth Marler	135
3. Cairo Santos	129
4. Ross Thevenot	102
5. Merek Glover	89
6. Todd Wiggins	88
7. Ed Murray	84
8. Andrew DiRocco	83
9. Tony Wood	74

PATS ATTEMPTED

1. Brad Palazzo	148
2. Seth Marler	143
3. Cairo Santos	132
4. Ross Thevenot	109
5. Todd Wiggins	97
6. Merek Glover	93
7. Andrew DiRocco	87
8. Ed Murray	86

PAT PERCENTAGE

1. Bart Baldwin	1.000
2. Brad Palazzo	.986
3. Cairo Santos	.977
4. Ed Murray	.977
5. Tony Wood	.974
6. Nick Beucher	.971
7. Merek Glover	.957
David Falgout	.957



FUTURE NON-CONFERENCE OPPONENTS

2020

Home: Southeastern Louisiana (Sept. 12), Army (Sept. 19)
Away: Northwestern (Sept. 5), Mississippi State (Oct. 3)

2021

Home: Oklahoma (Sept. 4), UAB (Sept. 25); Morgan State (Sept. 11)
Away: Ole Miss (Sept. 18)

2022

Home: Massachusetts (Sept. 3)
Away: Kansas State (Sept. 10), Southern Miss (Sept. 24)

2023

Home: Ole Miss (Sept. 9), South Alabama (Sept. 23), Mississippi State (Oct. 7)
Away: Southern Miss (Sept. 16)

2024

Home: Southeastern Louisiana (Aug. 31), Kansas State (Sept. 7)
Away: Oklahoma (Sept. 14), Louisiana-Lafayette (Sept. 21)

2025

Home: Northwestern (Aug. 30), Duke (Sept. 13)
Away: South Alabama (Sept. 6), Ole Miss (Sept. 20)

2026

Home: South Alabama (Sept. 12), Southern Miss (Sept. 26)
Away: Duke (Sept. 5), Kansas State (Sept. 19)

2027

Home: Louisiana-Lafayette (Sept. 4)
Away: Southern Miss (Sept. 11), Wake Forest (Sept. 18)

2028

Home: TBA
Away: Iowa State (Sept. 16)

2029

Home: Iowa State (Sept. 19)
Away: TBA

THE LAST TIME

THE TULANE TEAM

Scored 90+ Points	95 vs. UL Lafayette, 10/12/1912
Scored 80+ Points	84 vs. Mississippi College, 10/9/1937
Scored 70+ Points	72 vs. UL Lafayette, 10/31/1998
Scored 60+ Points	62 vs. Tulsa, 10/7/2017
Scored 50+ Points	58 vs. Missouri State, 9/14/2019
Scored 40+ Points	58 vs. Missouri State, 9/14/2019

Back-To-Back 40+ Games	41 vs. UL Lafayette (Cure Bowl), 12/15/2018
	42 vs. FIU, 8/29/2019

Three Straight 40+ Games	48 vs. Houston, 11/21/1998
	63 vs. Louisiana Tech, 11/26/1998
	41 vs. BYU (Liberty Bowl), 12/31/1998

Four Straight 40+ Games	49 at Army, 11/14/1998
	48 vs. Houston, 11/21/1998
	63 vs. Louisiana Tech, 11/26/1998
	41 vs. BYU (Liberty Bowl), 12/31/1998

Had 30+ First Downs	31 vs. Tulsa, 10/7/2017
Had 25+ First Downs	26 vs. Missouri State, 9/14/2019

Allowed 10 Or Fewer 1st Downs	10 at Wake Forest, 9/1/2016
Allowed 15 Or Fewer 1st Downs	11 vs. Missouri State, 9/14/2019

Rushed for 600+ Yards	638 vs. Mississippi College, 10/9/1937
Rushed For 500+ Yards	504 vs. Clemson, 11/18/1944
Rushed For 400+ Yards	488 vs. Tulsa, 10/7/2017
Rushed For 300+ Yards	325 vs. Houston, 9/19/2019
Allowed 25 Or Fewer Rushing Yards	-35 vs. UCF, 10/3/2015
Allowed 50 Or Fewer Rushing Yards	36 vs. SMU, 10/20/2018
Allowed 99 Or Fewer Rushing Yards	54 vs. Missouri State, 9/14/2019

Passed For 400+ Yards	476 vs. Rice, 11/3/2012
Passed For 300+ Yards	372 vs. ECU, 11/10/2018
Passed For 250+ Yards	291 vs. Navy, 11/24/2018

Allowed 25 Or Fewer Passing Yards	0 vs. Army, 9/23/2017
Allowed 50 Or Fewer Passing Yards	0 vs. Army, 9/23/2017
Allowed 100 Or Fewer Passing Yards	0 vs. Army, 9/23/2017
Allowed 150 Or Fewer Passing Yards	128 vs. Missouri State, 9/14/17

Rushed and Passed For 200+ Yards	298 Rush/242 Pass vs. Missouri State, 9/14/2019
Had Two Players With 100+ Rushing Yards	at USF, 11/3/2018

Had Two Players With 100+ Receiving Yards	Darius Bradwell 135, Corey Dauphine 121
	at SMU, 11/25/2017
	Darnell Mooney 168/Terren Encalade 111

Had 100+ Rusher And 100+ Receiver	vs. Houston, 9/19/2019
	Darius Bradwell 113 Rush/Jalen McCleskey 120 Receive
Had 150+ Rusher And 150+ Receiver	vs. McNeese State, 9/26/2009

Had 100+ Rusher And 300+ Passer	André Anderson 199 rush/Jeremy Williams 22 Receive
	vs. Rice, 11/13/2010
Had 100+ Rusher, 100+ Receiver And 300+ Passer	Orleans Darkwa 113 rush/Ryan Griffin 314 Pass
	vs. Rice, 11/13/2010
	Orleans Darkwa 113 rush/Ryan Grant 140 rec/Ryan Griffin 314 Pass

Had Three RBs Rush for Touchdowns	vs. Missouri State, 9/14/2019
	Amare Jones (2), Tyjae Spears (1), Ygenio Booker (1)
Had Three RBs Rush for 2+ Touchdowns	vs. Southern, 9/10/2016

	Dontrell Hillard (3), Josh Rounds (2), Lazedrick Thompson (2)
Had Three Players Rush for Touchdowns	vs. Missouri State, 9/14/2019
	Amare Jones (2), Justin McMillan (2), Tyjae Spears (1), Ygenio Booker (1)



THE LAST TIME (CONT.)

Had 4+ Players Rush for Touchdowns	vs. Missouri State, 9/14/2019 Amare Jones (2), Justin McMillan (2), Tyjae Spears (1), Ygenio Booker (1)	Forced 5+ Total Turnovers	6 (2 Blocks/2 INT/2 FR) at UConn, 11/26/2016
Had Three Players with Receiving Touchdowns	vs. Navy, 11/24/2018 Darnell Mooney (1), Jabril Clewis (1), Jaetavian Toles (1)	Forced 4+ Total Turnovers	4 (2 INT/2 FR) vs. UL Lafayette, 9/24/2016
Had 700+ Yards Total Offense	706 vs. UL Lafayette, 10/31/1998	Scored A Safety	vs. SMU, 10/20/18 Snap over quarterback's head out of end zone
Had 600+ Yards Total Offense	653 vs. Tulsa, 10/7/2017	Allowed A Safety	at Navy, 9/9/2017
Had 500+ Yards Total Offense	511 vs. Houston, 9/19/2019	Returned An Interception For TD	vs. Missouri State, 9/14/19 P.J. Hall, 30 yards
Had 400+ Yards Total Offense	511 vs. Houston, 9/19/2019	Allowed An Interception Return For TD	at Oklahoma, 9/16/2017 Parnell Motley 77 yards
Allowed 150 Or Fewer Yards Total Offense	140 vs. UConn, 11/7/2015	Returned A Fumble For TD	at Navy, 9/9/2017 Roderic Teamer Jr., 52 yds
Allowed 200 Or Fewer Yards Total Offense	182 vs. Missouri State, 9/14/2019	Allowed A Fumble Return For TD	at UAB, 9/15/2018 Garrett Marino, 48 yards
Allowed 250 Or Fewer Yards Total Offense	182 vs. Missouri State, 9/14/2019	Returned A Punt Return For TD	vs. Houston, 10/17/2015 Demarcus Ayers, 73 yds
Allowed 300 Or Fewer Yards Total Offense	182 vs. Missouri State, 9/14/2019	Allowed A Punt Return For TD	at ULM, 9/28/2013 Rashon Ceaser 88 yds
Won In Overtime	31-24 (OT) at ECU, 11/11/2017	Returned A Kickoff For TD	vs. Southern, 9/10/2016 Sherman Badie 86 yards
Lost In Overtime	17-23 (OT) vs. Wake Forest, 8/30/2018	Allowed A Kickoff Return For TD	vs. Duke, 9/3/2014 DeVon Edwards, 95 yds
Played To A Tie	10-10 vs. Miami (Fla.), 11/5/1966	Blocked A Punt	at UAB, 9/15/2018 Roderic Teamer Jr.
Had A 90+ Yard Running Play	at Tulsa, 8/28/2014 Sherman Badie 90 yds (td)	Allowed A Blocked Punt	at Cincinnati, 10/6/18 Ethan Tucky, downed at Tulane 15-yard line
Had An 80+ Yard Running Play	at Tulsa, 10/22/2016 Josh Rounds 84 yards	Blocked A Punt For TD	at East Carolina, 10/9/2004 Bubba Terranova block, Gabe Ratcliff recovery in endzone
Had A 70+ Yard Running Play	at USE, 11/3/2018 Darius Bradwell 73 yards (td)	Allowed A Blocked Punt For TD	at Army, 11/14/2015 Kenneth Brinson 22 yards for TD
Had A 60+ Yard Running Play	at USE, 11/3/2018 Darius Bradwell 73 yards (td)	Blocked A Field Goal	vs. USE, 10/21/2017, Donnie Lewis Jr.
Had A 50+ Yard Running Play	vs. FIU, 8/29/2019 Corey Dauphine 50 yards (td)	Allowed A Blocked Field Goal	at Tulsa, 10/22/2016, Reggie Robinson
Had A 90+ Yard Passing Play	at Army, 11/14/2015 Teddy Veal 90 yards from Tanner Lee (td)	Blocked A Field Goal For TD	vs. North Texas, 10/5/2013 Darion Monroe block, Derrick Strozjer 62 yds
Had An 80+ Yard Passing Play	vs. Missouri State, 9/14/2019 Tyjae Spears 88 yards from Keon Howard (td)	Allowed A Blocked Field Goal For TD	at SMU, 11/21/2015 Zach Wood block, RC Cox 66 yds
Had A 70+ Yard Passing Play	vs. Missouri State, 9/14/2019 Tyjae Spears 88 yards from Keon Howard (td)	Blocked A PAT	vs. Missouri State, 9/14/2019, Jalon Monroe
Had A 60+ Yard Passing Play	vs. Missouri State, 9/14/2019 Tyjae Spears 88 yards from Keon Howard (td)	Allowed A Blocked PAT	at Ohio State, 9/22/2018, Jonathon Cooper
Had A 50+ Yard Passing Play	vs. Houston, 9/19/2019 Jalen McCleskey 53 yards from Justin McMillan (td)	Executed An On-Side Kick	vs. Missouri State, 9/14/2019 Tirise Barge recovered
Had Two Drives of 90+ Yards	vs. Maine, 9/19/2015 6 Plays for 90 Yards, 12 Plays for 94 Yards	Allowed An On-Side Kick	at Houston, 11/8/2014
Had 100+ Tackles	106 (37 solo/74 asst) at Houston, 9/25/2010	Scored A 2-Point Conversion	vs. Navy, 11/24/2018 Justin McMillan pass to Charles Jones II
Had 90+ Tackles	97 (45 solo/52 asst) vs. Army, 9/23/2017	Allowed A 2-Point Conversion	vs. ECU, 11/10/2018 Holton Ahlers pass to Trevon Brown
Had 8+ Sacks	9 at SMU, 9/24/2005	Returned Blocked PAT For Score	vs. Memphis, 10/25/2003 Anthony Cannon block, Jeremy Foreman return
Had 7+ Sacks	7 vs. Memphis, 9/28/2018	Successfully Faked A Field Goal	vs. LSU, 11/23/1996 Adam Moorhead 8 yd run
Had 15+ Tackles For Loss	15 vs. East Carolina, 10/12/2013	Successfully Faked A Punt	at ECU, 11/11/2017 Glen Cuiellette 11-yard pass to Darnell Mooney
Had 10+ Tackles For Loss	13 at Houston, 11/12/2016	Missed A PAT	vs. Missouri State, 9/14/2019; Randy Harvey
Forced 5 Fumbles	vs. Mississippi State, 9/13/2003	Shutout An Opponent	56-0 vs. UL-Lafayette, 11/1/1997
Forced 4 Fumbles	vs. Jackson State, 8/29/2013	Was Shutout	31-0 vs. Temple, 11/19/2016
Had 4 Fumble Recoveries	vs. Army, 11/16/2002		
Had 3 Fumble Recoveries	at ULM, 9/28/2013		
Had 10+ Pass Breakups	20 vs. ECU, 11/10/18		
Had 8+ Pass Breakups	20 vs. ECU, 11/10/18		
Had 5+ Interceptions	5 at Army, 9/20/2003		
Had 4+ Interceptions	4 at Houston, 10/8/2014		
Had 3+ Interceptions	3 vs. Missouri State, 9/14/2019		
Forced 8 Total Turnovers	8 (3 FR/5 INT) at Army, 9/20/2003		



THE LAST TIME (CONT.)

Held Opponent Without A TD	W 12-3 vs. UConn, 10/11/2014
Failed To Score A TD	L, 24-6 at Auburn, 9/7/2019
Neither Team Scored A TD	L 9-6 vs. Penn State (Liberty Bowl), 12/22/1979

Scored Two TDs Via Interception Return	at UAB, 9/17/2011
	Trent Mackey 39 yds, Derrick Strozier 55 yds
Scored Two TDs Via Blocked Punt	at LSU, 11/25/1978
	Jeff Roberts and Gary Brown, both recovered in endzone
Scored Three TDs Via Return	vs. Southern Miss, 10/26/1996
	Jeff Ligon KOR, Derrick Singleton FR & INT
Blocked Two Punts	vs. Southeastern Louisiana, 9/3/2011
	Matthew Bailey – twice
Blocked Two Kicks	vs. USF, 10/21/2017
	Roderic Teamer Jr. PAT, Donnie Lewis Jr. FG

A TULANE PLAYER...

Ran For 300+ Yards	342 by Matt Forté at SMU, 10/20/2007
Ran For 250+ Yards	255 by André Anderson vs. UTEP, 10/11/2008
Ran For 200+ Yards	215 by Sherman Badie at Tulsa, 8/28/2014
Ran For 150+ Yards	152 by Corey Dauphine vs. Nicholls, 9/8/2018
Ran For 100+ Yards	113 by Darius Bradwell vs. Houston, 9/19/2019

Ran For 5+ TDs	5 by Matt Forté at Rice, 11/17/2007
Ran For 4+ TDs	4 by Dontrell Hilliard vs. Tulsa, 10/7/2017
Ran For 3+ TDs	3 by Corey Dauphine vs. Nicholls, 9/8/2018

Ran 40+ Times	44 by Matt Forté vs. Memphis, 10/27/2007
Ran 30+ Times	35 by Darius Bradwell vs. UL Lafayette (Cure Bowl), 12/15/2018
Ran 20+ Times	20 by Darius Bradwell vs. Houston, 9/19/2019

Ran For 100+ Yards In Consecutive Games	Corey Dauphine
	107 at Tulsa on 10/27/2018; 121 at USF, 11/3/2018
Ran For 100+ Yards In 3 Straight Games	Dontrell Hilliard
	104 at Oklahoma on 9/16/2017; 134 vs. Army, 9/23/2017; 175 vs. Tulsa, 10/7/2017
Ran For 200+ Yards In Consecutive Games	Matt Forté
	In 4 Straight From 10/6 – 10/27/2007

Completed 35+ Passes	36 by Ryan Griffin vs. East Carolina, 11/17/2012
Completed 30+ Passes	36 by Ryan Griffin at Houston, 11/24/2012
Completed 25+ Passes	25 by Tanner Lee at East Carolina, 11/22/2014
Completed 20+ Passes	23 by Jordy Joseph vs. Tulsa 11/27/2015

Attempted 60+ Passes	66 by Ryan Griffin at Houston, 11/24/2012
Attempted 50+ Passes	57 by Ryan Griffin vs. East Carolina, 11/17/12
Attempted 40+ Passes	42 by Glen Cuiellette, 11/12/2016

Passed For 400+ Yards	476 by Ryan Griffin vs. Rice, 11/3/2012
Passed For 350+ Yards	372 by Justin McMillan vs. ECU, 11/10/2018
Passed For 300+ Yards	372 by Justin McMillan vs. ECU, 11/10/2018

Passed For 6+ Touchdowns	6 by Lester Ricard vs. UAB, 10/23/2004
Passed For 5+ Touchdowns	5 by Ryan Griffin vs. UAB, 10/27/2012
Passed For 4+ Touchdowns	4 by Glen Cuiellette vs. UL Lafayette 9/24/2016
Passed For 3+ Touchdowns	3 by Justin McMillan vs. Houston, 9/19/2019

Caught 15+ Passes	15 by JaJuan Dawson vs. Ole Miss, 10/9/1999
Caught 10+ Passes	14 by Ryan Grant vs. South Alabama, 9/7/13

Had 250+ Receiving Yards	271 by Jerome McIntosh vs. Vanderbilt, 11/18/1989
Had 200+ Receiving Yards	217 by Darnell Mooney vs. ECU, 11/10/2018
Had 150+ Receiving Yards	217 by Darnell Mooney vs. ECU, 11/10/2018
Had 100+ Yards Receiving	120 by Jalen McCleskey vs. Houston, 9/19/2019

Had 100+ Receiving Yds in Consecutive Games	by Darnell Mooney
	111 vs. Nicholls (9/8/2018); 123 at UAB, 9/15/2018

Caught 3+ TD Passes	3 by Terren Encalade vs. UL Lafayette, 9/24/2016
Caught 2+ TD Passes	2 by Jalen McCleskey vs. Houston, 9/19/2019

Had 300+ All-Purpose Yards	324 (139 rec/145 ret) by Jeremy Williams vs. UTEP, 11/7/2009
Had 250+ All-Purpose Yards	285 (255 rush/30 rec) by André Anderson at UTEP, 10/11/2008
Had 200+ All-Purpose Yards	217 (217 rec) by Darnell Mooney vs. ECU, 11/10/2018

Had 450+ Yards Total Offense	465 (-11 rush/476 pass) by Ryan Griffin vs. Rice, 11/3/2012
Had 400+ Yards Total Offense	410 (67 rush/343 pass) by Jordy Joseph vs. Tulsa 11/27/2015
Had 350+ Yards Total Offense	362 (48 rush/314 pass) by Jonathan Banks at SMU, 11/25/2017

Scored 5+ Total TDs	5 (all rush) by Matt Forte at Rice, 10/20/2007
Scored 4+ Total TDs	4 (all rush) by Dontrell Hilliard vs. Tulsa, 10/7/2017
Scored 3+ Total TDs	3 (all rush) by Corey Dauphine vs. Nicholls, 9/8/2018

Scored Rushing & Receiving TD	Dontrell Hilliard (1 rush/1 rec) vs. USF, 10/21/2017
-------------------------------	--

Threw TD Pass & Scored Rushing TD	Justin McMillan (3 pass/1 rush) vs. Houston, 9/19/2019
-----------------------------------	--

Scored 2 TD Via Interception Return	Ernest Crouch vs. SMU, 10/27/1945
Scored 2 Total Defensive TDs	Derrick Singleton (FR/INT) vs. Southern Miss, 10/26/1996

Had 20+ Tackles	22 (15 solo/7 asst) by Jerry Phillips at Army, 11/14/1998
Had 15+ Tackles	15 (8 solo/7 asst) by Rae Juan Marbley at FIU, 10/14/2017
Had 10+ Tackles	10 (6 solo/4 asst) by Zachery Harris vs. Navy, 11/24/2018

Had 3+ Sacks	3.0 by Royce LaFrance vs. UCF, 10/3/2015
Had 2+ Sacks	2.0 by Lawrence Graham vs UL Lafayette (Cure Bowl), 12/15/18

Had 4+ TFL	4.0 by Royce LaFrance vs. UCF, 10/3/2015
Had 3+ TFL	3.5 by Tanzel Smart vs. Temple, 11/19/2016

Had 3+ Interceptions	4 by Jimmy Glisson vs. Virginia, 11/19/1949
Had 2+ Interceptions	2 by Larry Brooks vs. Missouri State, 9/14/2019

Had 4+ Pass Breakups	6 by Donnie Lewis Jr. vs. ECU, 11/10/18
Had 3+ Pass Breakups	6 by Donnie Lewis Jr. vs. ECU, 11/10/18

Made 5+ Field Goals	5 by Cairo Santos vs. East Carolina, 10/12/2013
Made 4+ Field Goals	4 by Andrew DiRocco vs. UL Lafayette, 9/24/2016
Made 3+ Field Goals	3 by Merek Glover vs. Cincinnati, 11/4/2017

Had A 50+ Yard Field Goal	56 by Cairo Santos at ULM, 9/28/2013
---------------------------	--------------------------------------

Had An 80+ Yard Punt	83 by Casey Roussel vs. East Carolina, 10/23/1999
Had A 70+ Yard Punt	70 by Peter Picerelli at Tulsa, 9/8/2012
Had A 60+ Yard Punt	61 by Ryan Wright vs. Houston, 9/19/2019



WILLIE FRITZ

HEAD COACH | 212-96-1

Fourth Season (27th Overall) | Pittsburg State, 1983

Personal

Age: 59 (April 2, 1960)
Hometown: Shawnee Mission, Kansas
Wife: Susan
Children: Wesley, Lainie and Brooke

Education

Bachelor's - Pittsburg State, 1983
Master's of Kinesiology - Sam Houston State, 1986

Playing Experience

Pittsburg State, Defensive Back (Football), 1978-81
Pittsburg State, Point Guard (Basketball), 1979-81

Coaching Experience

1982, Pittsburg State (GA)
1983, Shawnee Mission Northwest (Kan.) High School (Asst.)
1984-85, Sam Houston State (GA)
1986, Willis (Texas) High School (Asst.)
1987-90, Coffeyville Community College (DC)
1991-92, Sam Houston State (DB/ST)
1993-96, Blinn College (HC) 4
1997-2009, Central Missouri (HC) 13
2010-13, Sam Houston State (HC) 4
2014-15, Georgia Southern (HC) 2
2016-Present, Tulane (HC) 3

Postseason Experience

1987 Jayhawk Bowl (Coffeyville CC)
1988 Jayhawk Bowl (Coffeyville CC)
1990 NJCAA Championship Game (Coffeyville CC)
1994 Mineral Water Bowl (Blinn College)
1995 NJCAA Championship Game (Blinn College)
1996 NJCAA Championship Game (Blinn College)
2001 Mineral Water Bowl (Central Missouri)
2002 NCAA Division II Playoffs (Central Missouri)
2011 NCAA FCS Championship game (Sam Houston State)
2012 NCAA FCS Championship game (Sam Houston State)
2013 NCAA FCS Playoffs (Sam Houston State)
2015 GoDaddy.com Bowl (Georgia Southern)*
2018 AutoNation Cure Bowl (Tulane)

* - Did not coach in the 2015 GoDaddy.com Bowl, but led Georgia Southern to the game.

In just three seasons, Tulane football head coach Willie Fritz has already made an immediate impact, providing the program with a renewed sense of enthusiasm and a winning culture that has the Green Wave poised to make the 2019 season a year to remember. The 2019 season marks his 27th as a collegiate head coach and 23rd leading an NCAA program at the Division I or Division II level.

Fritz enters his fourth year in Uptown after directing the Green Wave to one of their most successful seasons in program history. In 2018, Fritz guided Tulane to its fifth bowl victory in 125 years, a share of the American Athletic Conference title and just its sixth winning season in the last 37 years, while facing the second toughest schedule among teams from the conference.

Tulane closed the year with wins in five of its last six games to earn a bid to the 2018 AutoNation Cure Bowl where it would post a convincing win over in-state rival Louisiana-Lafayette. Three of the Green Wave's losses in 2018 came by seven points or less.

Following the regular season, four Tulane players earned all-conference honors from The American, while eight players earned all-league recognition from Phil Steele College Football Magazine, including junior long snapper Geron Eatherly, who also earned fourth team all-America from the publication.

Under Fritz's watchful eye in 2018, Tulane's rushing attack was among the nation's best, ranking 23rd in the nation and fifth in The American, averaging 218.2 yards per game. The Green Wave rushing attack also proved to be an explosive unit, as they totaled 18 plays of 30 yards or more.

Tulane's defense also proved to be a force, as it ranked third in The American in total defense, but it was the Green Wave's ability to rush the quarterback that made the unit one of the best in the conference. In 2018, Tulane averaged just over three sacks per game (3.15), which led The American and ranked eighth nationally. Sophomore Patrick Johnson led the way for the Green Wave as he averaged nearly one sack a game (0.81), which ranked 12th in the FBS and second in The American.

This past April, Tulane continued its NFL Draft tradition, as cornerback Donnie Lewis Jr., was drafted in the seventh round by the Cleveland Browns. Lewis' selection on day three of the event marked the third consecutive year that a Tulane player was drafted.

Of Fritz's 209 wins, 73 have come on the NCAA Division I level (Football Bowl Subdivision and Football Championship Subdivision), and 158 of his wins have come at NCAA institutions.

The 2017 campaign saw Tulane finish the year with its highest win total since 2013 despite facing one of the nation's toughest schedules, as nine of its opponents earned invitations to bowl games. In addition, four of the Green Wave's losses came by six points or fewer.

The Green Wave earned three victories against bowl participants in 2017 while four players earned All-Conference honors. Among the players was former cornerback Parry Nickerson, who was named to the all-conference first team, and earned All-America honors from Sports Illustrated and SB Nation.

Under Fritz's direction, the 2017 squad featured an aggressive ground attack, which averaged 231.5 yards per game – a figure that ranked No. 20 nationally and fourth in The American – and an opportunistic defensive unit that recorded 19 turnovers.

The 2017 season also served as a milestone season for Fritz as he earned his 200th victory as a head coach and in the process became just the fourth active Football Bowl Subdivision head coach with 200 wins.

The program's success continued into April, as Fritz saw two of his players selected in the 2018 NFL Draft. Nickerson and defensive lineman Ade Aruna were both selected in the sixth round by the New York Jets and Minnesota Vikings, respectively.

In his first season in the Crescent City, Fritz guided Tulane to a 4-8 record and earned his first AAC victory in the team's season finale at UConn. The Green Wave posted 30 or more points in five games in 2016, four of which were in wins. Three of the eight losses were by seven points or fewer with Tulane leading in four of those games entering the fourth quarter.

Following the year, linebacker Nico Marley, defensive tackle Tanzel Smart and Nickerson earned All-AAC honors. In the spring of 2017, Smart was selected in the sixth round of the NFL Draft by the Los Angeles Rams.

The Shawnee Mission, Kansas, native was named the Green Wave's 40th head coach by director of athletics Troy Dannen on Dec. 15, 2015. At that time, he brought 33 years of collegiate experience as a football student-athlete or coach to Tulane, having led teams to six combined conference championships (one at every level he had coached) and two bowl appearances. He was twice named the national coach of the year, including the American Football Coaches Association FCS Coach of the Year in 2011 and the Liberty Mutual FCS Coach of the Year in 2012.

Fritz came to New Orleans from Georgia Southern where he spent two seasons and led the Eagles to a combined record of 17-7, a 2014 Sun Belt Conference title and the school's first-ever NCAA postseason bowl game with their berth in the 2015 GoDaddy.com Bowl. Georgia Southern concluded the 2015 regular season with an 8-4 overall record including a mark of 6-2 in conference play.

Fritz led the Eagles to a 9-3 overall record and a perfect mark of 8-0 in conference play during his first season at Georgia Southern in 2014, and was named the Sun Belt Conference Coach of the Year. However, the school's waiver claim to allow Georgia Southern to play in a bowl despite being in the second year of the NCAA's transition period was denied.

Prior to Georgia Southern, Fritz served as head coach at Sam Houston State from 2010-13 where he led the Bearkats to back-to-back Southland Conference titles, NCAA Division I Championship game appearances in 2011 and 2012 and a third straight NCAA playoff berth in 2013.

Honored as the American Football Coaches Association Regional Coach of the Year in 2011 and 2012, Fritz was selected by the media and his peers in the Southland Conference as the league's Coach of the Year in 2011 after his team went a perfect 7-0 in conference play.

In 2011 and 2012, Sam Houston State posted the two highest single-season win totals in program history with marks of 14-1 (2011) and 11-4 (2012) and Bearkat players were showered with accolades. More than 50 earned All-Southland Conference honors under Fritz in his last four years, not including additional Player of the Year, Offensive Player of the Year, Defensive Player of the Year and Newcomer of the Year awards. All-America status from national coaching and media outlets were bestowed on 11 Sam Houston State players during his tenure.

Prior to his head coaching tenure at Sam Houston State, Fritz revitalized Central Missouri and guided the Mules to 11 winning seasons in 13 years. The NCAA Division II program's ledger included two 10-win seasons with the 2001



COACH FRITZ ON...

The importance on a Tulane degree

"I think the first thing that stands out about a Tulane degree is that it is a global degree. A degree from Tulane will not only help you regionally, but nationally and internationally as well. With a student body representing all 50 states and 78 countries from around the world, our graduates are going to make worthwhile connections no matter where they are from or where they want to work. The academic reputation at Tulane speaks for itself and helps our graduates stand out in the workforce as employers truly understand the significance of a Tulane degree."

What he looks for in recruits

"The No. 1 thing we look for is character. That is a big deal for us. We talk all the time about a guy being a 'Tulane Guy'. A 'Tulane Guy' for us is someone who is strong academically, a bona fide Division I football player and also someone who makes great decisions. All of those things are very important to us when we go out and recruit someone to bring into our family."

The team's style of play

"We are a disciplined team and program. To win, you cannot beat yourself. We feel like we do a good job teaching our guys the fundamentals to help them be the very best player they can be when they have that crucial one-on-one matchup."

How to build a program

"You have to recruit the right guys, retain them and then you have to develop them as students and as people. You do not want guys who come in for a year and then leave. You want guys to come in and have a great experience for four or five years."

Attending school in New Orleans


"Our guys don't like going to school here - they love going to school here. As a Tulane student-athlete, you have an opportunity to get a world-class education, you get to play big-time college football and you get to do this in the iconic city of New Orleans. New Orleans is the No. 1 destination city in the world. There are so many great things to do here in New Orleans. It is a unique city and I think that's why there are so many Tulane graduates that live in New Orleans. They don't want to leave after they get that degree."

The program's relationship with the New Orleans Saints

"We are so blessed to have a NFL team in our city that welcomes us with open arms. Not only do the Saints do a wonderful job with us, but they also do an outstanding job with the high school programs and the park league programs throughout the city. We have access to their indoor facility, which helps us out tremendously when we need to practice indoors because of the weather. They also have great people in place with the Benson Family and head coach Sean Peyton. They have been very gracious about sharing their facilities and time with Tulane football, and we could not be more appreciative."

Prominent Pupils

Keith Traylor, DL, Coffeyville CC - Drafted 3rd RD (Broncos)
Siran Walker, RB, Coffeyville CC - Drafted 2nd RD (Eagles)
Darnell Walker, DB, Coffeyville CC - Drafted 7th RD (Falcons)
Bruce Pickens, DB, Coffeyville CC - Drafted 3rd Pick Overall (Falcons)
Tracy Scroggins, LB, Coffeyville CC - Drafted 2nd RD (Lions)
Shockmain Davis, WR, Blinn JC - Undrafted Free Agent (Patriots)
Larry Davis, WR, Blinn JC
Adren Dudley, TE, Blinn JC
Nick Gatto, K, Blinn JC
Mike Green, RB, Blinn JC - Undrafted Free Agent (Titans)
Craig Koontz, DE, Blinn JC - Montreal Alouettes
Quincy Morgan, WR, Blinn JC - Drafted 2nd RD Browns
John David Baker, P, Blinn College - Undrafted Agent (Rams - punted in Super Bowl XXXVI)
Michael Bishop, QB, Blinn College - Drafted 7th RD (Patriots)
Chris Brazzell, WR, Blinn College - Drafted 6th RD (Jets)
Jason Davis, P Blinn College
Eric Brown, DB, Blinn College - Drafted 2nd RD (Broncos)
Mike Brown, TE, Blinn College
Tim Denton, DB, Blinn College - Undrafted Free Agent (Redskins)
Shon Mitchell, RB, Blinn College - Undrafted Free Agent (49ers)
Marcus Stanton, Blinn College - Undrafted Free Agent (Redskins)
Colston Weatherington, DE, Central Missouri
Toby Korrodi, QB, Central Missouri
Roderick Green, OLB, Central Missouri - Drafted 5th RD (Ravens)
Delanie Walker, TE, Central Missouri - Drafted 6th RD (49ers)
Todd Devoe, WR, Central Missouri - Undrafted Free Agent (Ravens)
Dennis Gile, QB, Central Missouri - Undrafted Free Agent (Patriots)
Tim Flanders, RB, Sam Houston State - Undrafted Free Agent (Saints)
Daxton Swanson, DB, Sam Houston State - Undrafted Free Agent (Colts)
Lachlan Edwards, P, Sam Houston State - Drafted 7th RD (Jets)
PJ Hall, DE, Sam Houston State - Drafted 2nd RD (Raiders)
Matt Breida, RB, Georgia Southern - Undrafted Free Agent (49ers)
Antwione Williams, LB, Georgia Southern - 5th RD (Lions)
Ironhead Gallon, LB, Georgia Southern - Undrafted Free Agent (Cardinals)
Montay Crockett, WR, Georgia Southern - Undrafted Free Agent (Packers)
Younghoe Koo, K, Georgia Southern - Undrafted Free Agent (Chargers)
Garrett Frye, OL, Georgia Southern - Undrafted Free Agent (Chiefs)
Edwione Jackson, LB, Georgia Southern - Undrafted Free Agent (Cardinals/Colts)
Ade Aruna, DL, Tulane - Drafted 6th RD (Vikings)
Sherman Badie, RB, Tulane - Undrafted Free Agent (Cardinals)
Dontrell Hilliard, RB, Tulane - Undrafted Free Agent (Browns)
Nico Marley, LB, Tulane - Undrafted Free Agent (Redskins)
Parry Nickerson, CB, Tulane - Drafted 6th RD (Jets)
Josh Rounds, RB, Tulane - Undrafted Free Agent (Bears)
Tanzel Smart, DT, Tulane - Drafted 6th RD (Rams)
Lazedrick Thompson, RB, Tulane - Undrafted Free Agent (Cardinals)
Donnie Lewis Jr., CB, Tulane - Drafted 7th RD (Browns)
Roderic Teamer Jr., S, Tulane - Undrafted Free Agent (Broncos)
John Leglue, OL, Tulane - Undrafted Free Agent (Broncos)
Charles Jones II, TE, Tulane - Undrafted Free Agent (Jaguars)



THE FRITZ FAMILY

In 2002, Central Missouri made its first-ever appearance in the NCAA Division II playoffs and was the Mid-America Athletic Association (MIAA) co-champion a year later. A 97-47 mark in 13 seasons ranks Fritz as the winningest coach in the program's history. He was the only coach to ever win seven or more games in eight consecutive seasons, and his victory total ranked him 15th among active Division II coaches at the time. In addition to his impressive 67.4 winning percentage with the Mules, Fritz coached his student-athletes to achieve their potential on the field and in the classroom. More than 150 Mules were recognized with All-MIAA honors with 41 first-team selections and 24 All-Americans.

Under Fritz, Central Missouri recorded a graduation rate of 84 percent with 144 MIAA Commissioner's Academic Honor Roll recipients, 14 Academic All-Region and three Academic All-Americans.

For all of his accomplishments guiding Central Missouri, Fritz was honored by the school with induction into its Athletics Hall of Fame on Feb. 11, 2017.

Prior to his time at Central Missouri and Sam Houston State as a head coach, Fritz spent two different stints as an assistant coach with the Bearkats. He first served as a graduate assistant during the 1984 and 1985 seasons when he earned a master's degree in kinesiology. During that two-year stretch, Sam Houston State posted a 16-6 record and won the 1985 Gulf Star Conference championship. He returned to Sam Houston State a second time in 1991 after spending two years at Coffeyville Community College in Kansas under legendary coach Dick Foster, earning a promotion to defensive coordinator after one year. He stayed another two years to work for Coach Foster and the Red Ravens.

When Fritz was brought back to Sam Houston State in 1991 under Ron Randleman as secondary and special teams coach, he instilled an attitude of excellence on special teams that would last more than a decade. The Bearkats' "block party" racked up 80 blocked punts, field goals and extra points beginning with Fritz in 1991 and lasting through 2004.

In Fritz's first year as a full-time assistant coach at Sam Houston State in 1991, the Bearkats won the Southland Conference. That league title and an eight-win season launched Sam Houston State to the program's second-ever appearance in the NCAA Division I Football Championship.

Fritz departed Huntsville for a second time prior to the 1993 season for an opportunity to be the head coach at Blinn College, where he would turn around a program that had only five wins in its previous three seasons.

From 1993-96, Fritz and the Buccaneers would rack up 39 victories against only five losses with a tie and claim two national junior college championships. He was inducted into the NJCAA Football Hall of Fame for the environment of success he created at Blinn.

One of seven children, Fritz is the son of the late Harry Fritz, who coached the Central Missouri football team in 1952 before continuing his career as the Executive Director at the National Association of Intercollegiate Athletics (NAIA) in Kansas City. The elder Fritz also served at several colleges and universities in administration as an athletics director.

Fritz played on two conference title teams and was a four-year starter at defensive back for Randleman at Pittsburg State and remained at his alma mater as a student assistant coach in 1982. Early coaching stops included a year at Shawnee Mission Northwest (Kansas) High School in 1983 and Willis (Texas) High School in 1986, with his return to Sam Houston State for graduate school in between those years.

Fritz and his wife Susan have three children, a son and two daughters. Their son Wesley, who was married in the summer of 2019 to his wife Rebecca, is a member of the Tulane football staff and serves as the Director of Player Personnel. The couple's daughter Lainie is a sports broadcaster in Houston and their youngest daughter Brooke is a graduate student at the University of Georgia.



As A College Head Coach

Year	School	Overall	Conf/Finish	Postseason
1993	Blinn College	6-3-1	3-2-1	
1994	Blinn College	9-2	5-1	L, Mineral Water Bowl
1995	Blinn College	12-0	6-0	W, NJCAA National Championship
1996	Blinn College	12-0	7-0	W, NJCAA National Championship

As A NCAA Head Coach

Year	School	Overall	Conf/Finish	Postseason
1997	Central Missouri	5-6	4-5/6th	
1998	Central Missouri	8-3	6-3/T-3rd	
1999	Central Missouri	7-4	5-4/4th	
2000	Central Missouri	7-4	5/4/T-4th	
2001	Central Missouri	10-2	7/2/2nd	W, Mineral Water Bowl
2002	Central Missouri	10-2	8-1/2nd	L, NCAA DI First Round
2003	Central Missouri	9-2	7-2/T-1st	
2004	Central Missouri	7-4	5-4/4th	
2005	Central Missouri	7-3	5-3/5th	
2006	Central Missouri	5-6	3-6/T-6th	
2007	Central Missouri	7-4	6-3/T-3rd	
2008	Central Missouri	7-4	5-4/T-4th	
2009	Central Missouri	8-3	6-3/T-2nd	
2010	Sam Houston State	6-5	4-3/T-3rd	
2011	Sam Houston State	14-1	7-0/1st	L, NCAA DI Championship
2012	Sam Houston State	11-4	6-1/T-1st	L, NCAA DI Championship
2013	Sam Houston State	9-5	4-3/T-3rd	L, NCAA DI Second Round
2014	Georgia Southern	9-3	7-0/1st	
2015	Georgia Southern	8-4*	6-2/3rd	GoDaddy.com Bowl Champions*
2016	Tulane	4-8	1-7/6th West	
2017	Tulane	5-7	3-5/5th West	
2018	Tulane	7-6	5-3/T-1st West	AutoNation Cure Bowl Champions
2019	Tulane	3-1	1-0	
TOTAL	27 Years (Overall)	212-96-1	.688	
	24 Years (NCAA)	173-91-0	.654	

*Led Georgia Southern to a berth in the GoDaddy.com bowl but did not coach in the game

TULANE

2019

[3-1, 1-0 American]

A 29	FIU	W	42-14
S 7	at Auburn	L	6-24
S 14	MISSOURI STATE	W	58-6
S 19	*HOUSTON	W	38-31

2018

[7-6, 5-3 American, 1st]

A 30	WAKE FOREST	L (OT)	17-23
S 8	NICHOLLS	W	17-42
S 15	at UAB	L	24-31
S 22	at Ohio State	L	6-49
S 28	*MEMPHIS	W	40-24
O 6	*at Cincinnati	L	21-37
O 20	*SMU	L	23-27
O 27	*at Tulsa	W	24-17
N 3	*at USF	W	41-15
N 10	*EAST CAROLINA	W	24-18
N 15	*at Houston	L	17-48
N 24	*NAVY	W	29-28
D 15	ULL (Cure Bowl)	W	41-24

2017

[5-7, 3-5 American, 5th]

S 2	GRAMBLING STATE	W	43-14
S 9	*at Navy	L	21-23
S 16	at Oklahoma	L	14-56
S 23	*ARMY	W	21-17
O 7	*TULSA	W	62-28
O 14	*at FIU	L	10-23
O 21	*USF	L	28-34
O 27	*at Memphis	L	26-56
N 4	*CINCINNATI	L	16-17
N 11	*at East Carolina	W	31-24
N 18	*HOUSTON	W	20-17
N 25	*at SMU	L	38-41

2016

[4-8, 1-7 American, 6th]

S 1	at Wake Forest	L	3-7
S 10	SOUTHERN	W	66-21
S 17	*NAVY	L	14-21
S 24	UL LAFAYETTE	W (4 OT)	41-39
O 1	at UMass	W	31-24
O 14	*MEMPHIS	L	14-24
O 22	*at Tulsa	L	27-50
O 29	*SMU	L	31-35
N 5	*at UCF	L	6-37
N 12	*at Houston	L	18-30
N 19	*TEMPLE	L	0-31
N 26	*at UConn	W	38-13

GEORGIA SOUTHERN

2015

[9-4, 6-2 Sun Belt, 3rd]

S 5	at West Virginia	L	0-44
S 12	WESTERN MICHIGAN	W	43-17
S 19	THE CITADEL	W	48-13
S 26	*at Idaho	W	44-20
O 3	*at ULM	W	51-31
O 17	*NM STATE	W	56-26
O 22	*at Appalachian St.	L	13-31
O 29	*TEXAS STATE	W	37-13
N 14	*at Troy	W	45-10
N 21	at Georgia	L (OT)	17-23
N 28	*SOUTH ALABAMA	W	55-17
D 5	*GEORGIA STATE	L	7-34
GODADDY.COM BOWL			
D 23	vs. Bowling Green	W	58-27

2014

[9-3, 8-0 Sun Belt, 1st]

SUN BELT CONFERENCE CHAMPIONS			
A 30	at NC State	L	23-24
S 6	SAVANNAH ST.	W	83-9
S 13	at Georgia Tech	L	38-42
S 20	*at S. Alabama	W	28-6
S 25	*APP. STATE	W	34-14

O 4	*at NM St.	W	36-28
O 11	*IDAHO	W	47-24
O 25	*at Georgia State	W	69-31
O 30	*TROY	W	42-10
N 8	*at Texas State	W	28-25
N 15	at Navy	L	19-52
N 29	*UL MONROE	W	22-16

SAM HOUSTON STATE

2013

[9-5, 4-3 Southland, 3rd]

A 31	HOUSTON BAPTIST	W	74-0
S 7	at Texas A&M	L	28-65
S 14	TEXAS SOUTHERN	W	55-17
S 21	INCARNATE WORD	W	52-21
S 28	E. WASHINGTON	W	49-34
O 12	*LAMAR	W	14-3
O 19	*at McNeese State	L	23-31
O 26	*NW ST	W	44-10
N 2	*vs. SFA #	W	56-49
N 9	*NICHOLLS ST.	W	49-24
N 16	*at Southeastern La.	L	21-34
N 23	*at Central Arkansas	L	31-49
NCAA FCS PLAYOFFS			
N 30	SOUTHERN UTAH	W	51-20
D 7	at Southeastern La.	L	29-30
# - at Reliant Stadium, Houston, Texas			

2012

[11-4, 6-1, Southland, T-1st]

SOUTHLAND CONFERENCE CO-CHAMPIONS			
S 8	INCARNATE WORD	W	54-7
S 15	at Baylor	L	23-48
S 22	*at Central Arkansas	L	20-24
S 27	at Texas Southern	W	50-6
O 6	*vs. SFA #	W	51-43
O 13	*at Nicholls St.	W	41-0
O 20	*McNEESE STATE	W	45-10
O 27	*at Lamar	W	56-7
N 3	*SOUTHEASTERN LA	W	70-0
N 10	*at NW State	W	52-17
N 17	at Texas A&M	L	28-47
NCAA FCS PLAYOFFS			
D 1	CAL POLY	W	18-16
D 7	at Montana State	W	34-16
D 15	at Eastern Wash.	W	45-42
J 5	vs. NDSU @	L	13-39
# - at Reliant Stadium, Houston, Texas			
@ - at Frisco, Texas			

2011

[14-1, 7-0 Southland, 1st]

SOUTHLAND CONFERENCE CHAMPIONS			
S 1	WESTERN ILLINOIS	W	20-6
S 17	*C. ARKANSAS	W	31-10
S 24	at New Mexico	W (OT)	48-45
O 1	UTSA	W	22-7
O 8	*Stephen F. Austin#	W	45-10
O 15	*NICHOLLS ST.	W	47-7
O 22	*at McNeese State	W	38-14
O 29	*LAMAR	W	66-0
N 5	*at Southeastern LA	W	38-9
N 12	*NW STATE	W	43-17
N 19	at Texas State	W	36-14
NCAA FCS PLAYOFFS			
D 3	STONY BROOK	W	34-27
D 10	MONTANA STATE	W	49-13
D 16	MONTANA	W	31-28
J 7	NDSU@	L	6-17
# - at Reliant Stadium, Houston, Texas			
@ - at Frisco, Texas			

2010

[6-5, 4-3 Southland, 3rd]

S 4	at Baylor	L	3-34
S 18	at Western Illinois	L	14-56
S 25	GARDNER WEBB	W	30-14
O 2	*at Lamar	W	38-10
O 9	*at Nicholls	W	26-7
O 16	*SE LA	W	57-7
O 23	*vs. SFA #	L	28-31
O 30	*at NW St.	L 2ot	20-23
N 6	*McNEESE STATE	L	28-33



CENTRAL MISSOURI

2009

[8-3, 6-3 MIAA T-2nd]

A 27	SW BAPTIST	W	39-28
S 3	MISSOURI S&T	W	50-13
S 12	* at Emporia State	W	24-21
S 19	* PITTSBURG STATE	W	23-14
S 26	* at Washburn	L	21-36
O 3	* TRUMAN	W	38-3
O 10	* FORT HAYS STATE	W	48-3
O 17	* at Miss. Western	L	21-36
O 24	* at Neb.-Omaha	W	49-31
O 31	* MISS. SOUTHERN	W	27-17
N 7	* at NW Missouri	L	14-56

2008

[7-4, 5-4 MIAA T-4th]

A 28	MINNESOTA STATE	W	29-9
S 4	ARKANSAS TECH	W	49-13
S 13	* at Truman	W	31-28
S 20	* WASHBURN	W	43-34
S 27	* at Pittsburg State	L	28-49
O 4	* EMPORIA STATE	W	42-14
O 11	* NW MO ST.	L	13-20
O 18	* at Miss. Southern	W	47-14
O 25	* NEB.-OMAHA	L	33-38
N 1	* MISS. WESTERN	L	41-42
N 8	* at Fort Hays St.	W	24-21

2007

[7-4, 6-3 MIAA, T-3rd]

A 23	at Minnesota State	L	14-23
S 8	CONCORDIA-ST. PAUL	W	56-24
S 15	* TRUMAN	W	27-7
S 22	* at Washburn	W	28-14
S 29	* PITTSBURG STATE	L2OT	31-38
O 6	* at Emporia State	W	38-7
O 13	* at NW Missouri	L	26-28
O 20	* MISS. SOUTHERN	W	24-23
O 27	* at SW Baptist	W	56-14
N 3	* at Missouri Southern	L	28-42
N 10	* FORT HAYS STATE	W	31-10

2006

[5-6, 3-6 MIAA, T-6th]

S 2	at Lincoln	W	78-0
S 9	DAKOTA STATE	W	52-0
S 16	* WASHBURN	L	10-14
S 23	* at Truman	L	21-24
S 30	* at Fort Hays State	W	37-14
O 7	* MISSOURI WESTERN	L	14-31
O 14	* SW BAPTIST	W	49-24
O 21	* at Miss. Southern	L	26-31
O 28	* NW MISSOURI	L	14-31
N 4	* EMPORIA STATE	W	48-21
N 11	* at Pittsburg State	L	30-35

2005

[7-3, 5-3 MIAA, 5th]

A 25	ADAMS STATE	W	14-6
S 1	LINCOLN	W	83-0
S 10	* at Washburn	L	27-42
S 17	* TRUMAN	W	69-17
O 1	* at Missouri Western	L	10-13
O 8	* at Southwest Baptist	W	45-7
O 15	* MISSOURI SOUTHERN	W	27-24
O 22	* at Northwest Missouri	L	21-31
O 29	* at Emporia State	W	21-14
N 5	* PITTSBURG STATE	W	83-21

2004

[7-4, 5-4 MIAA, 4th]

A 28	at Adams State	W	13-0
S 4	at Lincoln	W	47-0
S 11	* NORTHWEST MO. STATE	L	20-38
S 18	* at Missouri Southern	W	40-33
S 25	* SOUTHERN BAPTIST	W	48-21
O 2	* MISSOURI WESTERN	L	44-49
O 9	* at Missouri Rolla S&T	L	38-42
O 16	* at Truman	W	46-0
O 23	* WASHBURN	W	47-21
O 30	* at Pittsburg State	L	27-47
N 6	* EMPORIA STATE	W	35-33



2003

[9-2, 7-2 MIAA, T-1st]

MIAA Co-Champions

A 28	LINCOLN	W	37-13
S 11	LANGSTON	W	75-6
S 20	* at Northwest Mo. State	W	52-24
S 27	* MISSOURI SOUTHERN	W	50-7
O 4	* at Southwest Baptist	W	30-23
O 11	* at Missouri Western	L	10-27
O 18	* MISSOURI ROLLA	W	73-21
O 25	* TRUMAN	W	28-22
N 1	* at Washburn	W	49-28
N 8	* PITTSBURG STATE	L	24-28
N 15	* at Emporia State	W	28-18

2002

[10-2, 8-1 MIAA, 2nd]

A 31	at Lincoln	W	63-7
S 14	STERLING	W	72-12
S 21	* at Missouri Western	W	21-14
S 28	* EMPORIA STATE	W	41-13
O 5	* MISSOURI ROLLA	W	55-14
O 12	* at Southwest Baptist	W	35-6
O 19	* WASHBURN	W	55-21
O 26	* MISSOURI SOUTHERN	W	42-21
N 2	* at Northwest Mo State	L	7-10
N 9	* TRUMAN	W	17-3
N 16	* at Pittsburg State	W	ot 23-20

NCAA DIVISION II PLAYOFFS

N 23	at Northern Colorado	L	28-49
------	----------------------	---	-------

2001

[10-2, 7-2 MIAA, 2nd]

A 30	LINCOLN	W	24-10
S 6	OTTAWA	W	63-13
S 15	* MISSOURI WESTERN	W	34-28
S 22	* at Emporia State	W	ot 40-34
S 29	* at Missouri Rolla	W	31-10
O 6	* SOUTHWEST BAPTIST	W	49-17
O 13	* at Washburn	W	58-34
O 20	* at Missouri Southern	L	13-35
O 27	* NORTHWEST MO STATE	W	37-36
N 3	* at Truman	W	58-27
N 10	* PITTSBURG STATE	L	13-38

MINERAL WATER BOWL (Excelsior Springs, Mo.)

D 1	vs. Minnesota Duluth	W	48-17
-----	----------------------	---	-------

2000

[7-4, 5-4 MIAA, 4th]

A 31	WINONA STATE	W	45-26
S 9	QUINCY	W	75-0
S 16	* EMPORIA STATE	W	34-21

S 23	* at Pittsburg State	L	20-23
S 30	* WASHBURN	W	28-17
O 7	* at Truman	L	14-28
O 14	* at Missouri Rolla	W	33-7
O 21	* MISSOURI WESTERN	L	ot 16-23
O 28	* SOUTHWEST BAPTIST	W	41-10
N 4	* at Missouri Southern	W	35-0
N 11	* NORTHWEST MO. STATE	L	17-55

1999

[7-4, 5-4 MIAA, 4th]

A 28	at Quincy	W	60-13
S 4	WINONA STATE	W	30-24
S 18	* at Emporia State	L	12-41
S 25	* PITTSBURG STATE	L	7-14
O 2	* at Washburn	W	32-18
O 9	* TRUMAN	L	13-24
O 16	* MISSOURI-ROLLA	W	41-0
O 23	* at Missouri Western	W	35-28
O 30	* at Southern Baptist	W	49-3
N 6	* MISSOURI SOUTHERN	W	47-7
N 13	* at Northwest Mo. State	L	14-41

1998

[8-3, 6-3 MIAA, T-3rd]

S 3	NEBRASKA-OMAHA	W	42-26
S 12	ST. CLOUD STATE	W	20-16
S 19	* MISSOURI-ROLLA	W	27-0
S 26	* at Truman	W	10-7
O 3	* SOUTHWEST BAPTIST	W	34-0
O 10	* at Missouri Southern	W	20-13
O 15	* at Pittsburg State	L	13-32
O 24	* EMPORIA STATE	L	24-56
O 31	* NORTHWEST MO STATE	L	20-34
N 7	* at Washburn	W	37-0
N 14	* MISSOURI WESTERN	W	38-28

1997

[5-6, 4-5 MIAA, 6th]

S 6	at Nebraska-Omaha	L	12-41
S 13	MENLO (CALIF.)	W	53-13
S 20	* at Missouri-Rolla	W	44-14
S 27	* TRUMAN	L	2ot 34-37
O 4	* at Southwest Baptist	W	52-17
O 11	* MISSOURI SOUTHERN	W	31-10
O 18	* PITTSBURG STATE	L	ot 29-30
O 25	* at Emporia State	L	10-50
N 1	* at Northwest Mo State	L	9-41
N 8	* WASHBURN	W	20-14
N 15	* at Missouri Western	L	ot 24-27

BLINN COLLEGE

1996

[12-0, 7-0 SWJCF)

NJCAA NATIONAL CHAMPIONS

A 31	HARDIN SIMMONS JV	W	28-7
S 7	at Cisco	W	66-7
S 21	* TYLER	W	37-13
S 28	* at Navarro	W	21-6
O 5	* CISCO	W	52-7
O 12	* at Ranger	W	50-15
O 19	* TRINITY VALLEY	W	41-6
O 26	* at Kilgore	W	24-8
N 2	* NE OKLAHOMA	W	14-7

SWJCF PLAYOFFS

N 9	vs. Trinity Valley	W	21-0
N 16	vs. Navarro	W	43-0

MINERAL WATER BOWL

D 7	vs. Coffeyville	W	43-14
-----	-----------------	---	-------

1995

[12-0, 6-0 TJCF)

NJCAA NATIONAL CHAMPIONS

S 2	HARDIN SIMMONS JV	W	21-7
S 9	CISCO	W	56-10
S 23	* at Tyler	W	37-10
S 30	* NAVARRO	W	28-16
O 7	* at Cisco	W	35-11
O 14	* RANGER	W	40-6
O 21	* at Trinity Valley	W	24-10
O 28	KILGORE	W	45-14
N 4	* at NE Oklahoma	W	24-17

TJCF PLAYOFFS

N 11	vs. Trinity Valley	W	37-7
N 18	vs. Cisco	W	51-19

TEXAS JUNIOR COLLEGE SHRINE BOWL

(Tyler, Texas)			
D 2	Hinds	W	21-14

1994

[9-2, 5-1 TJCF)

S 3	at Tyler	W	28-14
S 10	RANGER	W	31-15
S 17	NAVARRO	W	42-24
S 24	at Cisco	W	42-7
O 1	* TYLER	W	41-10
O 8	* at Navarro	W	41-19
O 15	* CISCO	W	45-26
O 22	* at Ranger	W	59-30
O 29	* vs. Trinity Valley	L	23-27
N 5	* at Kilgore	W	13-9

MINERAL WATER BOWL

(Excelsior Springs, Mo.)			
D 3	Hinds	L	17-19

1993

[6-3-1, 3-2-1 TJCF)

S 4	TYLER	W	23-15
S 11	CISCO	W	31-21
S 18	TRINITY VALLEY	L	17-20
S 25	at Kilgore	W	17-16
O 2	* at Tyler	L	14-35
O 9	* NAVARRO	L	10-17
O 16	* at Cisco	W	41-18
O 23	* RANGER	W	16-12
O 30	* at Trinity Valley	T	17-17
N 6	* KILGORE	W	30-7

* - Conference game
Home games in CAPS



TULANE FOOTBALL TWO-DEEP

OFFENSE

QB	12 Justin McMillan (Gr., 6-3, 205, Cedar Hill, Texas)	9 Keon Howard (R-Jr., 6-1, 220, Laurel, Miss.)
RB	10 Darius Bradwell (Sr., 6-1, 230, Tallahassee, Fla.)	6 Corey Dauphine (R-Sr., 6-0, 195, Port Arthur, Texas)
		OR 5 Stephon Huderson (Jr., 5-9, 190, Petal, Miss.)
SB	11 Amare Jones (So., 5-11, 190, Frisco, Texas)	27 Ygenio Booker (R-Fr., 5-11, 205, Brooksville, Fla.)
TE	84 Will Wallace (R-So., 6-4, 250, Natchez, Miss.)	OR 80 Tyrick James (So., 6-2, 245, Waco, Texas)
WR-X	3 Darnell Mooney (Sr., 5-11, 175, Gadsden, Ala.)	17 Jorien Vallien (So., 6-3, 185, Alexandria, La.)
WR-H	82 Jaetavian Toles (Jr., 6-0, 180, Houston, Texas)	87 Kevin Ledee (R-So., 6-4, 200, Houston, Texas)
WR-Z	1 Jalen McCleskey (GS., 5-11, 165, Covington, La.)	15 Jacob Robertson Jr. (R-Jr., 6-0, 175, College Park, Ga.)
LT	79 Joey Claybrook (R-So., 6-6, 295, Starkville, Miss.)	50 Tyler Johnson (Sr., 6-3, 280, Atlanta, Ga.)
LG	64 Corey Dublin (Jr., 6-4, 300, New Orleans, La.)	51 Stephen Lewerenz (R-Fr., 6-3, 290, Gainesville, Fla.)
C	58 Christian Montano (Gr., 6-4, 300, Orange, Conn.)	52 Sincere Haynesworth (Fr., 6-1, 315, Pearland, Texas)
RG	65 Ben Knutson (Jr., 6-7, 315, Granger, Ind.)	63 Cameron Jackel (R-So., 6-6, 290, Marrero, La.)
RT	53 Keyshawn McLeod (R-Sr., 6-4, 305, Port Charlotte, Fla.)	70 Tim Shafter (R-So., 6-4, 280, Hingham, Mass.)

DEFENSE

Joker	7 Patrick Johnson (Jr., 6-3, 250, Chattanooga, Tenn.)	44 Juan Monjarres (So., 6-2, 235, New Orleans, La.)
DE	5 Cameron Sample (Jr., 6-3, 280, Snellville, Ga.)	55 Michael Hinton (Gr., 6-3, 280, Winston-Salem, N.C.)
NT	77 Jeffery Johnson (So., 6-3, 320, Brookhaven, Miss.)	90 Jamiran James (R-Fr., 6-1, 270, New Orleans, La.)
DT	48 De'Andre Williams (R-Jr., 6-3, 290, Baton Rouge, La.)	99 Alfred Thomas (So., 6-2, 290, Montgomery, Ala.)
LB	35 Lawrence Graham (Sr., 5-10, 220, Jacksonville, Fla.)	40 Nick Anderson (So., 5-10, 230, Vicksburg, Miss.)
LB	28 Marvin Moody (Jr., 6-2, 230, Bryant, Ark.)	45 Malik Lawal (GS., 6-1, 228, Temecula, Calif.)
CB	9 Jaylon Monroe (Jr., 5-9, 175, Dallas, Texas)	21 Chris Joyce (So., 5-11, 175, Hampton, Ga.)
CB	26 Thakarius Keyes (Sr., 6-1, 200, Laurel, Miss.)	8 Willie Langham (R-So., 6-1, 185, McAdory, Ala.)
FS	36 Chase Kuerschen (Jr., 6-1, 200, Knoxville, Tenn.)	37 Macon Clark (So., 6-0, 185, St. Rose, La.)
SS	2 P.J. Hall (Sr., 5-11, 190, Hoover, Ala.)	31 Larry Brooks (So., 6-0, 200, Fort Worth, Texas)
Nickel	25 Will Harper (Sr., 6-0, 195, Memphis, Tenn.)	33 Tirise Barge (Jr., 5-11, 185, Moultrie, Ga.)

SPECIAL TEAMS

P	97 Ryan Wright (So., 6-3, 255, San Ramon, Calif.)	43 Coby Neenan (R-Jr., 6-2, 195, Dothan, Ala.)
KO	92 Sterling Stockwell (R-Fr., 5-9, 185, Orlando, Fla.)	62 Merek Glover (R-Jr., 6-0, 195, Jericho, N.Y.)
PK	62 Merek Glover (R-Jr., 6-0, 195, Jericho, N.Y.)	92 Sterling Stockwell (R-Fr., 5-9, 185, Orlando, Fla.)
LS	60 Geron Eatherly (Sr., 6-0, 235, San Antonio, Texas)	57 Ethan Hudak (Fr., 6-0, 240, Phoenix, Ariz.)
H	97 Ryan Wright (So., 6-3, 255, San Ramon, Calif.)	43 Coby Neenan (R-Jr., 6-2, 195, Dothan, Ala.)
KOR	11 Amare Jones (So., 5-11, 190, Frisco, Texas)	5 Stephon Huderson (Jr., 5-9, 190, Petal, Miss.)
PR	11 Amare Jones (So., 5-11, 190, Frisco, Texas)	15 Jacob Robertson Jr. (R-Jr., 6-0, 175, College Park, Ga.)

COACHING STAFF



WILLIE FRITZ
Head Coach
(Field)



WILL HALL
OC
(Field)



JACK CURTIS
DC/Safeties
(Booth)



JEFF CONWAY
Wide Receivers
(Field)



CODY KENNEDY
Offensive Line
(Field)



CHRIS HAMPTON
Defensive Backs
(Field)



SLADE NAGLE
Tight Ends
(Booth)



JAMAAL FOBBS
Running Backs
(Field)



KEVIN PEOPLES
Defensive Line
(Field)



MICHAEL MUTZ
Linebackers
(Field)



J.J. McCLESKEY
Cornerbacks
(Field)

CAREER GAMES/STARTS

Pos.	Name	GP/GS
WR	Logan Ammons	2/0
LB	Nick Anderson	4/1
S	Tirise Barge	29/1
RB	Ygenio Booker	3/0
RB	Darius Bradwell	32/6
OL	Ben Bratcher	2/0
S	Larry Brooks	14/0
LB	Quentin Brown	6/0
LB	Sam Bruchhaus	1/0
S	Larry Bryant	37/0
RB	Cameron Carroll	6/0
S	Macon Clark	16/0
OL	Joey Claybrook	15/8
QB	Christian Daniels	1/0
RB	Corey Dauphine	20/6
OL	Corey Dublin	29/29
LS	Geron Eatherly	41/0
PK	Casey Glover	1/0
PK	Merek Glover	28/0
LB	Lawrence Graham	37/10
S	P.J. Hall	38/13
S	Grant Hamel	1/0
OL	Sincere Haynesworth	3/0
S	Sean Harper	5/0
S	Will Harper	40/14
DB	Kiland Harrison	1/0
PK	Randy Harvey	9/0
DE	Carlos Hatcher	14/3
DL	Mike Hinton	4/0
QB	Josh Holl	1/0
QB	Keon Howard	2/0
RB	Stephon Huderson	27/5
OL	Cameron Jackel	13/1
WR	Jha'Quan Jackson	1/0
DL	Jamiran James	3/0
TE	Tyrick James	15/3
NT	Jeffery Johnson	16/14
DE	Patrick Johnson	29/17
OL	Tyler Johnson	28/16
RB	Amare Jones	17/4
LB	Keitha Jones Jr.	6/0
DB	Chris Joyce	13/0
S	Tyler Judson	1/0
CB	Thakarius Keyes	31/14
OL	Ben Knutson	4/2
S	Chase Kuerschen	28/15
CB	Willie Langham	17/2
LB	Malik Lawal	4/0
WR	Dane Ledford	5/0
WR	Kevin Ledee	3/0
OL	Stephen Lewerenz	3/0
WR	Jalen McCleskey	4/4
OL	Keyshawn McLeod	23/16
QB	Justin McMillan	13/10
DE	Juan Monjarres	13/0
CB	Jaylon Monroe	26/8
OL	Christian Montano	4/4
LB	Marvin Moody	28/8
WR	Darnell Mooney	41/38
PK/P	Coby Neenan	2/0
DB	Jacquez Norman	1/0
WR	Tyrek Presley	1/0
TE	Connor Prouet	1/0
OL	Michael Remondet	1/0
WR	Jacob Robertson Jr.	22/0
DE	Cameron Sample	26/18
DE	Noah Seiden	2/0
OL	Tim Shafter	4/0
RB	Tyjae Spears	3/0
K	Sterling Stockwell	2/0
DE	Alfred Thomas	10/0
OL	Caleb Thomas	1/0
WR	Ryan Thompson	3/0
WR	Jaetavian Toles	23/4
WR	Jorien Vallien	9/0
LB	KJ Vault	11/0
TE	Will Wallace	14/7
NT	DeAndre Williams	29/16
LB	Dorian Williams	4/0
TE	Keshon Williams	1/0
DE	Davon Wright	17/1
P	Ryan Wright	15/0
DL	Dane Ziegler	1/0
WR	Andrew Zuckerman	7/0



No	Player	Pos	Cl./Exp.
30	Logan Ammons	WR	R-So.
40	Nick Anderson	LB	So.
12	Ton'Quez Ball	S	Fr.
33	Tirise Barge	S	Jr.
27	Ygenio Booker	RB	R-Fr.
10	Darius Bradwell	RB	Sr.
71	Ben Bratcher	OL	R-Fr.
31	Larry Brooks	S	So.
29	Quentin Brown	LB	R-So.
86	Sorrell Brown	WR	R-Fr.
59	Sam Bruchhaus	LB	R-So.
6	Larry Bryant	S	Sr.
20	Cameron Carroll	RB	R-Fr.
37	Macon Clark	S	So.
79	Joey Claybrook	OL	R-So.
8	Josh Coltrin	QB	Fr.
67	Graham Dable	P	Fr.
14	Christian Daniels	QB	R-Fr.
6	Corey Dauphine	RB	R-Sr.
49	Armoni Dixon	JOK	Fr.
64	Corey Dublin	OL	Jr.
60	Geron Eatherly	LS	Sr.
74	Jackson Fort	OL	Fr.
96	Casey Glover	PK	R-Fr.
62	Merek Glover	PK	R-Jr.
35	Lawrence Graham	LB	Sr.
2	P.J. Hall	S	Sr.
32	Grant Hamel	S	R-Fr.
39	Sean Harper	S	R-Jr.
25	Will Harper	S	Sr.
19	Kiland Harrison	DB	Fr.
45	Randy Harvey	PK	R-Sr.
54	Carlos Hatcher	DE	So.
52	Sincere Haynesworth	OL	Fr.
95	Jeremiah Hernandez	DL	So.
94	Eric Hicks Jr.	DL	Fr.
55	Mike Hinton	DL	Gr.
41	Darius Hodges	JOK	Fr.
66	Nik Hogan	OL	R-Fr.
19	Josh Holl	QB	R-Fr.
9	Keon Howard	QB	R-Jr.
57	Ethan Hudak	LS	Fr.
5	Stephon Huderson	RB	Jr.
16	P.J. Hurst	QB	R-Jr.
63	Cameron Jackel	OL	R-So.
4	Jha'Quan Jackson	WR	Fr.
93	Jamiran James	NT	R-Fr.
80	Tyrick James	TE	So.
77	Jeffery Johnson	NT	So.
7	Patrick Johnson	DE	Jr.
50	Tyler Johnson	OL	Sr.
11	Amare Jones	RB	So.
46	Keitha Jones Jr.	TE	So.
21	Chris Joyce	DB	So.
23	Tyler Judson	S	Fr.
26	Thakarius Keyes	CB	Sr.
65	Ben Knutson	OL	Gr.
98	Nick Kubiet	DE	R-So.
36	Chase Kuerschen	S	Jr.
8	Willie Langham	CB	R-So.
45	Malik Lawal	LB	Gr.
87	Kevin LeDee	WR	R-So.
83	Dane Ledford	WR	R-So.

No	Player	Pos	Ht	Wt	Cl./Exp.	Hometown/Previous School(s)
1	Jalen McCleskey	WR	5-11	165	Gr.	Covington, La. / St. Paul's
2	P.J. Hall	S	5-11	190	Sr.	Hoover, Ala. / Hoover
3	Darnell Mooney	WR	5-11	175	Sr.	Gadsden, Ala. / Gadsden
4	Jha'Quan Jackson	WR	5-10	170	Fr.	Luling, La. / Hahnville
5	Stephon Huderson	RB	5-9	190	Jr.	Petal, Miss. / Petal HS
5	Cameron Sample	DE	6-3	280	Jr.	Snellville, Ga. / Shiloh HS
6	Larry Bryant	S	6-1	205	Sr.	Kennesaw, Ga. / North Cobb
6	Corey Dauphine	RB	6-0	195	R-Sr.	Port Arthur, Texas / Texas Tech
7	Patrick Johnson	DE	6-3	250	Jr.	Chattanooga, Tenn. / Notre Dame HS
8	Josh Coltrin	QB	6-3	195	Fr.	Houston, Texas / Manvel
8	Willie Langham	CB	6-1	185	R-So.	McAdory, Ala. / McAdory HS
9	Keon Howard	QB	6-1	220	R-Jr.	Laurel, Miss. / Laurel
9	Jaylon Monroe	CB	5-9	175	Jr.	Dallas, Texas / West Mesquite HS
10	Darius Bradwell	RB	6-1	230	Sr.	Tallahassee, Fla. / Godby
11	Amare Jones	RB	5-11	190	So.	Frisco, Texas / Frisco Heritage HS
12	Ton'Quez Ball	S	5-10	195	Fr.	Knoxville, Tenn. / South Doyle
12	Justin McMillan	QB	6-3	205	Gr.	Cedar Hill, Texas / Cedar Hill / LSU
14	Christian Daniels	QB	6-2	210	R-Fr.	Rocky Mount, N.C. / Western Alamance HS
14	Jacquez Norman	DB	5-11	190	Fr.	Antioch, Tenn. / Cane Ridge
15	Jacob Robertson Jr.	WR	6-0	175	R-Jr.	College Park, Ga. / Woodward Academy
16	P.J. Hurst	QB	6-1	180	R-Jr.	Pacific Palisades, Calif. / Palisades Charter
16	Levi Williams	DB	5-11	165	Fr.	Valrico, Fla. / Bloomingdale
17	Jorien Vallien	WR	6-3	185	So.	Alexandria, La. / Alexandria Senior HS
19	Kiland Harrison	DB	5-11	170	Fr.	Raymond, Miss. / St. Joseph Catholic
19	Josh Holl	QB	6-1	205	R-Fr.	Houston, Texas / Cypress Christian School
20	Cameron Carroll	RB	6-0	230	R-Fr.	Flowood, Miss. / Northwest Rankin HS
21	Chris Joyce	DB	5-11	175	So.	Hampton, Ga. / Dutchtown HS
22	Tyjae Spears	RB	5-10	190	Fr.	Ponchatoula, La. / Ponchatoula
23	Tyler Judson	S	6-0	195	Fr.	Zachary, La. / Zachary
24	Dorian Williams	LB	6-1	210	Fr.	Fort Mill, S.C. / Indian Land
25	Will Harper	S	6-0	195	Sr.	Memphis, Tenn. / Sandy Creek
26	Thakarius Keyes	CB	6-1	200	Sr.	Laurel, Miss. / Laurel
27	Ygenio Booker	RB	5-11	205	R-Fr.	Brooksville Fla. / Hernando HS
28	Marvin Moody	LB	6-2	230	Jr.	Bryant, Ark. / Bryant HS
29	Quentin Brown	LB	6-1	215	R-So.	Conroe, Texas / Conroe HS
30	Logan Ammons	WR	5-8	180	R-So.	New Baunfels, Texas / Canyon HS
30	Jonathan Mestayer II	S	6-0	185	Fr.	Baton Rouge, La. / Catholic
31	Larry Brooks	S	6-0	200	So.	Fort Worth, Texas / Kennedale HS
32	Grant Hamel	S	5-11	175	R-Fr.	Overland Park, Kan. / Blue Valley North HS
33	Tirise Barge	S	5-11	185	Jr.	Moultrie, Ga. / Colquitt County HS
34	Kanyon Walker	S	6-0	200	Fr.	Leesburg, Fla. / Wildwood
35	Lawrence Graham	LB	5-10	220	Sr.	Jacksonville, Fla. / American Heritage
36	Chase Kuerschen	S	6-1	200	Jr.	Knoxville, Tenn. / Knoxville Catholic HS
37	Macon Clark	S	6-0	185	So.	St. Rose, La. / Destrehan HS
38	KJ Vault	LB	6-1	190	R-So.	Hoover, Ala. / Hoover HS
39	Sean Harper	S	6-1	205	R-Jr.	Fayette County, Ga. / Fayette County
40	Nick Anderson	LB	5-10	230	So.	Vicksburg, Miss. / Jones County JC/Vicksburg
40	Connor Prouet	TE	6-0	245	R-So.	New Orleans, La. / Jesuit HS
41	Darius Hodges	JOK	6-1	270	Fr.	Montgomery, Ala. / Park Crossing
42	Torri Singletary Jr.	DE	6-4	225	R-So.	Baldwin, Fla. / Baldwin County HS
43	Coby Neenan	PK	6-2	195	R-Jr.	Dothan, Ala. / Northview
44	Juan Monjarres	DE	6-2	235	So.	New Orleans, La. / St. Augustine HS
45	Randy Harvey	PK	6-0	215	R-Sr.	Destrehan, La. / Destrehan
45	Malik Lawal	LB	6-1	228	Gr.	Temecula, Calif. / Chaparral
46	Keitha Jones Jr.	TE	6-1	220	So.	Port Arthur, Texas / Memorial High School
47	Andrew Zuckerman	WR	5-9	195	R-Jr.	Potomac, Md. / Winston Churchill
48	De'Andre Williams	NT	6-3	290	R-Jr.	Baton Rouge, La. / Scotlandville Magnet
49	Armoni Dixon	JOK	6-3	230	Fr.	Wilmette, Ill. / Loyola Academy
50	Tyler Johnson	OL	6-3	280	Sr.	Atlanta, Ga. / Stephenson
51	Stephen Lewerenz	OL	6-3	290	R-Fr.	Gainesville, Fla. / Buchholz HS
52	Sincere Haynesworth	OL	6-1	315	Fr.	Pearland, Texas / Pearland
53	Keyshawn McLeod	OL	6-4	305	R-Sr.	Port Charlotte, Fla. / Port Charlotte HS
54	Carlos Hatcher	DE	6-3	245	So.	Carrollton, Texas / Hebron HS



No	Player	Pos	Ht	Wt	Cl./Exp.	Hometown/Previous School(s)
55	Mike Hinton	DL	6-3	280	Gr.	Winston-Salem, N.C. / Columbia/R.J. Reynolds HS
56	Nick Martorell	LB	6-1	215	R-Fr.	Pennsauken, N.J. / Bishop Eustace Prep
57	Ethan Hudak	LS	6-0	240	Fr.	Phoenix, Ariz. / Mountain Ridge
58	Christian Montano	OL	6-4	300	Gr.	Orange, Conn. / Hamden Hall Country Day
59	Sam Bruchhaus	LB	6-3	220	R-So.	Lake Charles, La. / St. Louis Catholic
60	Geron Eatherly	LS	6-0	235	Sr.	San Antonio, Texas / Tom C. Clark
61	Colby Orgeron	OL	6-5	280	Fr.	New Orleans, La. / John Curtis
62	Merek Glover	PK	6-0	195	R-Jr.	Jericho, N.Y. / Friends Academy
63	Cameron Jackel	OL	6-6	290	R-So.	Marrero, La. / Archbishop Shaw HS
64	Corey Dublin	OL	6-4	300	Jr.	New Orleans, La. / Jesuit HS
65	Ben Knutson	OL	6-7	315	Gr.	Granger, Ind. / Virginia/Penn HS
66	Nik Hogan	OL	6-4	290	R-Fr.	Brandon, Miss. / Northwest Rankin HS
67	Graham Dable	P	6-2	210	Fr.	Winnetka, Ill./New Trier
68	Matt Smith	LS	6-0	220	R-Jr.	Peachtree, Ga. / Trinity Christian HS (Sharpsburg)
70	Timothy Shafter	OL	6-4	280	R-So.	Hingham, Mass. / Hingham HS
71	Ben Bratcher	OL	6-6	290	R-Fr.	Dallas, Texas / J.J. Pearce
72	Caleb Thomas	OL/DL	6-3	265	Fr.	Orcutt, Calif. / Righetti
73	Dane Ziegler	DL	5-9	240	So.	Mandeville, La. / Lakeshore HS
74	Jackson Fort	OL	6-4	295	Fr.	The Woodlands, Texas / College Park
76	Michael Remondet	OL	6-4	280	R-Fr.	Youngsville, La. / Ascension Episcopal School
77	Jeffery Johnson	NT	6-3	320	So.	Brookhaven, Miss. / Brookhaven HS
78	Trace Oldner	OL	6-4	290	Fr.	Katy, Texas / Foster HS
79	Joey Claybrook	OL	6-6	295	R-So.	Starkville, Miss. / Starkville HS
80	Tyrick James	TE	6-2	245	So.	Waco, Texas / China Spring HS
81	Tyrek Presley	WR	6-2	190	Fr.	Riverdale, Ga. / Charles Drew
82	Jaetavian Toles	WR	6-0	180	Jr.	Houston, Texas / Stratford HS
83	Dane Ledford	WR	6-0	195	R-So.	Argyle, Texas / Argyle HS
84	Will Wallace	TE	6-4	250	R-So.	Natchez, Miss. / Cathedral HS
85	Ryan Thompson	WR	6-1	185	R-Fr.	St. Louis, Mo. / MICDS
86	Sorrell Brown	WR	6-3	205	R-Fr.	Arlington, Texas / Martin HS
87	Kevin LeDee	WR	6-4	200	R-So.	Houston, Texas / Cypress Ridge HS
88	Keshon Williams	TE	6-3	240	Fr.	Longview, Texas / Pine Tree
89	Conner Richardson	TE	6-6	240	Fr.	Germantown, Tenn. / Germantown
90	Davon Wright	DE	6-1	300	So.	Donaldsonville, La. / Donaldsonville HS
91	Noah Seiden	DE	6-2	265	R-Fr.	Mandeville, La. / St. Paul's School
92	Sterling Stockwell	PK	5-9	185	R-Fr.	Orlando, Fla. / Dr. Phillips HS
93	Jamiran James	NT	6-1	270	R-Fr.	New Orleans, La. / De La Salle HS
94	Eric Hicks Jr.	DL	6-2	280	Fr.	Savannah, Ga. / Benedictine Military School
95	Jeremiah Hernandez	DL	5-11	225	So.	New Orleans, La. / De La Salle
96	Casey Glover	PK	6-3	175	R-Fr.	Jericho, N.Y. / Friends Academy
97	Ryan Wright	P	6-3	255	So.	San Ramon, Calif. / California HS
98	Nick Kubiet	DE	6-4	255	R-So.	Palm Coast, Fla. / Matanzas HS
99	Alfred Thomas	DE	6-2	290	So.	Montgomery, AL / Sidney Lanier High School

No	Player	Pos	Cl./Exp.
51.....	Stephen Lewerenz.....	OL.....	R-Fr.
56.....	Nick Martorell	LB.....	R-Fr.
1.....	Jalen McClesley	WR.....	Gr.
53.....	Keyshawn McLeod.....	OL.....	R-Sr.
12.....	Justin McMillan.....	QB.....	Gr.
30.....	Jonathan Mestayer II.....	S.....	Fr.
44.....	Juan Monjarres.....	DE.....	So.
9.....	Jaylon Monroe.....	CB.....	Jr.
58.....	Christian Montano.....	OL.....	Gr.
28.....	Marvin Moody.....	LB.....	Jr.
3.....	Darnell Mooney.....	WR.....	Sr.
43.....	Coby Neenan	PK.....	R-Jr.
14.....	Jacquez Norman.....	DB.....	Fr.
78.....	Trace Oldner.....	OL.....	Fr.
61.....	Colby Orgeron.....	OL.....	Fr.
81.....	Tyrek Presley	WR.....	Fr.
40.....	Connor Prouet	TE.....	R-So.
76.....	Michael Remondet.....	OL.....	R-Fr.
89.....	Conner Richardson	TE.....	Fr.
15.....	Jacob Robertson Jr.....	WR.....	R-Jr.
5.....	Cameron Sample.....	DE.....	Jr.
91.....	Noah Seiden.....	DE.....	R-Fr.
70.....	Timothy Shafter	OL.....	R-So.
42.....	Torri Singletary Jr.	DE.....	R-So.
68.....	Matt Smith.....	LS.....	R-Jr.
22.....	Tyjae Spears	RB.....	Fr.
92.....	Sterling Stockwell	PK.....	R-Fr.
99.....	Alfred Thomas	DE.....	So.
72.....	Caleb Thomas.....	OL/DL.....	Fr.
85.....	Ryan Thompson.....	WR.....	R-Fr.
82.....	Jaetavian Toles	WR.....	Jr.
17.....	Jorien Vallien.....	WR.....	So.
38.....	KJ Vault	LB.....	R-So.
34.....	Kanyon Walker	S.....	Fr.
84.....	Will Wallace.....	TE.....	R-So.
48.....	De'Andre Williams	NT.....	R-Jr.
24.....	Dorian Williams.....	LB.....	Fr.
88.....	Keshon Williams.....	TE.....	Fr.
16.....	Levi Williams	DB.....	Fr.
90.....	Davon Wright	DE.....	So.
97.....	Ryan Wright	P.....	So.
73.....	Dane Ziegler.....	DL.....	So.
47.....	Andrew Zuckerman	WR.....	R-Jr.

PRONUNCIATION GUIDE

Tirise Barge Ty-reese
 Ygenio Booker Ee-gee-nee-oh
 Sorrell Brown Sore-rell
 Sam Bruchhaus Bruck-house
 Corey Dauphine..... Daw-feen
 Geron Eatherly Gair-un Eh-ther-ly
 Stephon Huderson Stef-ahn Hud-er-son
 Jamiran James Jam-ee-ran
 Amare Jones..... Ah-mar-ee
 Thakarius Keyes..... Thack-air-ee-us
 Ben Knutson..... NEWT-son
 Nick Kubiet..... Koo-bee-yet

Chase Kuerschen Ker-shin
 Stephen Lewerenz..... Ler-renz
 Nick Martorell Mar-tor-rell
 Juan Monjarres..... Mon-har-res
 Coby Neenan Nee-nun
 Connor Prouet Prew-ett
 Michael Remondet..... Re-mon-day
 Tyjae Spears Tah-Jay
 Jaetavian Toles Ja-tay-vee-an
 Jorien Vallien..... Jor-ee-in Val-yen
 Davon Wright Da-von





GREEN WAVE GAMEDAY

TULANE FOOTBALL GOES DOWN UPTOWN AT YULMAN STADIUM

Yulman Stadium, the crown jewel of the university's athletics complex, opened its gates for the first time in front of a capacity crowd on September 6, 2014, against Georgia Tech. Yulman Stadium marked the beginning of a renaissance of Tulane Athletics, which saw Green Wave football return to campus for the first time in nearly 40 years.

Tulane's new home field advantage came from the generosity of three couples in particular: Richard Yulman and his late wife Janet; Gayle and the late Tom Benson; and Jill and Avie Glazer.

Richard Yulman, the retired chairman and owner of mattress manufacturing giant Serta International, donated \$15 million toward construction of this \$73 million facility. Yulman Stadium is named in honor of Richard, Janet and the Yulman family.

The late New Orleans Saints owner Tom Benson and his wife Gayle, a member of the Board of Tulane, donated \$7.5 million to Yulman Stadium. Benson Field, which hosts the games of Yulman Stadium, is named in their honor.

Jill and Avie Glazer supported the stadium with a multi-million dollar gift. The Jill H. and Avram A. Glazer Family Club, the premium space in which to experience games at Yulman Stadium, is named in their honor.

Construction of Yulman Stadium began in January 2013. Gould Evans and Associates and Lee Ledbetter & Associates served as the project architects, while Woodward Design + Build LLC was the contractor.

Tulane football has been a part of the fabric of New Orleans since the Green Wave played their first season back in 1893. Generations experienced college football at the old Tulane Stadium from 1926-74.

It is not hard to find a story about someone's experience at old Tulane Stadium. Boy Scouts selling programs, a record crowd of 86,598 watching the Green Wave defeat LSU in 1973, the annual Sugar Bowl and early Saints football are all part of the story of Tulane Stadium.

Now in its fifth year, a new chapter continues to be written in a new home by a new (and old) generation of Green Wave fans.

INSIDE YULMAN STADIUM

Construction Began:	January 2013
First Game:	September 6, 2014 Tulane vs. Georgia Tech
Capacity:	30,000
Cost:	\$73 million
Architect:	Gould Evans and Associates and Lee Ledbetter & Associate
Contractor:	Woodward Design + Build LLC
Artificial Turf:	UBU Speed Series 5M
Field Size:	92,660 square feet



CAREER STATISTICS

33 TIRISE BARGE

S • Jr. • 5-11 • 190

Moultrie, Ga. (Colquitt County)

BARGE'S CAREER STATISTICS

YR	G	UA	A	TTL	TFL	YDS	PD	FF	FR	BLK	QBH
2017	12	5	0	5	1.0	6	0	1	0	0	0
2018	13	21	3	24	5.0	17	0	1	0	0	1
2019	4	2	1	3	0.5	0	0	0	0	0	0
TOTAL	29	28	4	32	6.5	23	0	2	0	0	1

BARGE'S CAREER GAME-BY-GAME STATS

Date	Opp.	UT	AT	TT	TFL-Yds	Sk-Yds	FF	FR	Int
2017									
Sep 02, 2017	GRAMBLING	1	0	1	0.0-0	0.0-0	0	0-0	0-0
Sep 09, 2017	at Navy	0	0	0	0.0-0	0.0-0	0	0-0	0-0
Sep 16, 2017	at Oklahoma	1	0	1	0.0-0	0.0-0	1	0-0	0-0
Sep 23, 2017	ARMY WEST POINT	0	0	0	0.0-0	0.0-0	0	0-0	0-0
Oct 07, 2017	TULSA	1	0	1	0.0-0	0.0-0	0	0-0	0-0
Oct 14, 2017	at FIU	0	0	0	0.0-0	0.0-0	0	0-0	0-0
Oct 21, 2017	USF	0	0	0	0.0-0	0.0-0	0	0-0	0-0
Oct 27, 2017	at Memphis	0	0	0	0.0-0	0.0-0	0	0-0	0-0
Nov 04, 2017	CINCINNATI	1	0	1	0.0-0	0.0-0	0	0-0	0-0
Nov 11, 2017	at ECU	0	0	0	0.0-0	0.0-0	0	0-0	0-0
Nov 18, 2017	HOUSTON	0	0	0	0.0-0	0.0-0	0	0-0	0-0
Nov 25, 2017	at SMU	1	0	1	1.0-6	1.0-6	0	0-0	0-0

2018

Aug. 30, 2018	WAKE FOREST	4	0	4	1.0-2	1.0-2	0	0-0	0-0
Sep 8, 2018	NICHOLLS	0	0	0	0.0-0	0.0-0	0	0-0	0-0
Sep 15, 2018	at UAB	1	0	1	0.0-0	0.0-0	0	0-0	0-0
Sep 22, 2018	at Ohio State	3	0	3	0.0-0	0.0-0	0	0-0	0-0
Sep 28, 2018	MEMPHIS	2	0	2	0.0-0	0.0-0	0	0-0	0-0
Oct 6, 2018	at Cincinnati	3	1	4	1.0-5	0.0-0	0	0-0	0-0
Oct 20, 2018	SMU	2	0	2	1.0-5	0.0-0	0	0-0	0-0
Oct 27, 2018	at Tulsa	2	0	2	1.0-2	0.0-0	0	0-0	0-0
Nov 03, 2018	at USF	1	1	2	0.0-0	0.0-0	0	0-0	0-0
Nov 10, 2018	ECU	0	0	0	0.0-0	0.0-0	0	0-0	0-0
Nov 15, 2018	at Houston	2	1	3	1.0-3	0.0-0	0	0-0	0-0
Nov 24, 2018	NAVY	0	0	0	0.0-0	0.0-0	0	0-0	0-0
Dec 14, 2018	ULL (Cure Bowl)	0	0	0	0.0-0	0.0-0	0	0-0	0-0

2019

Aug. 29, 2019	FIU	1	0	1	0.0-0	0.0-0	0	0-0	0-0
Sept. 7, 2019	at Auburn	0	1	1	0.5-0	0.0-0	0	0-0	0-0
Sept. 14, 2019	MISSOURI STATE	1	0	1	0.0-0	0.0-0	0	0-0	0-0
Sept. 19, 2019	HOUSTON	0	0	0	0.0-0	0.0-0	0	0-0	0-0

BARGE'S CAREER HIGHS

Tackles4, 2x, last at Cincinnati, 10/6/18
 Sacks1.0, 2x, last vs. Wake Forest, 8/30/18
 Tackles for Loss1.0, 3x, last at Tulsa, 10/27/18

10 DARIUS BRADWELL

RB • Sr. • 6-1 • 230

Tallahassee, Fla. (Godby)

BRADWELL'S CAREER RUSHING STATISTICS

YEAR	G	ATT	YDS	TD	LG	YD/C	YD/G
2016	3	11	33	0	10	3.0	11.0
2017	12	66	411	4	57	6.2	34.2
2018	13	201	1134	11	73	5.6	87.2
2019	4	54	255	0	25	4.7	63.8
TOTAL	32	332	1833	15	73	5.5	57.3

BRADWELL'S CAREER RECEIVING STATISTICS

YEAR	G	REC	YDS	TD	LG	REC/G	AVG/C	AVG/G
2016	3	0	0	0	0	0.0	0.0	0.0
2017	12	3	31	0	25	0.2	10.3	2.6
2018	13	4	13	0	8	0.3	3.2	1.0
2019	4	1	1	0	1	0.3	1.0	0.3
TOTAL	32	8	45	0	25	0.3	5.6	1.4

BRADWELL'S CAREER GAME-BY-GAME STATS

Date	Opponent	Rushing				Receiving			
		Att	Yds	TD	LG	Rec	Yds	TD	LG
2016									
Sep 01, 2016	at Wake Forest	4	6	0	3	0	0	0	0
Sep 10, 2016	SOUTHERN	4	15	0	10	0	0	0	0
Nov 26, 2016	at UConn	3	12	0	8	0	0	0	0

2017

Sep 02, 2017	GRAMBLING	6	58	1	27	0	0	0	0
Sep 09, 2017	at Navy	8	21	0	8	0	0	0	0
Sep 16, 2017	at Oklahoma	7	42	0	15	1	0	0	0
Sep 23, 2017	ARMY WEST POINT	2	2	0	4	0	0	0	0
Oct 07, 2017	TULSA	10	71	1	23	2	31	0	25
Oct 14, 2017	at FIU	1	29	0	29	0	0	0	0
Oct 21, 2017	USF	6	24	0	9	0	0	0	0
Oct 27, 2017	at Memphis	5	27	0	12	0	0	0	0
Nov 04, 2017	CINCINNATI	3	14	0	9	0	0	0	0
Nov 11, 2017	at ECU	6	24	0	9	0	0	0	0
Nov 18, 2017	HOUSTON	3	19	0	17	0	0	0	0
Nov 25, 2017	at SMU	9	80	2	57	0	0	0	0

2018

Aug. 30, 2018	WAKE FOREST	10	22	0	9	0	0	0	0
Sep 8, 2018	NICHOLLS	13	93	0	31	0	0	0	0
Sep 15, 2018	at UAB	15	90	1	21	0	0	0	0
Sep 22, 2018	at Ohio State	4	31	1	12	0	0	0	0
Sep 28, 2018	MEMPHIS	19	143	2	53	0	0	0	0
Oct 6, 2018	at Cincinnati	16	88	1	20	0	0	0	0
Oct 20, 2018	SMU	13	72	1	23	0	0	0	0
Oct 27, 2018	at Tulsa	18	76	1	51	0	0	0	0
Nov 03, 2018	at USF	15	135	1	73	0	0	0	0
Nov 10, 2018	ECU	19	77	0	16	0	0	0	0
Nov 15, 2018	at Houston	14	89	1	20	2	7	0	4
Nov 24, 2018	NAVY	15	66	0	15	2	6	0	8
Dec 15, 2018	ULL (Cure Bowl)	35	150	2	16	0	0	0	0

2019

Aug. 29, 2019	FIU	13	90	0	25	1	1	0	1
Sept. 7, 2019	at Auburn	12	30	0	8	0	0	0	0
Sept. 14, 2019	MISSOURI STATE	9	22	0	12	0	0	0	0
Sept. 19, 2019	HOUSTON	20	113	0	25	0	0	0	0

BRADWELL'S CAREER HIGHS

Rushes35 vs. ULL (Cure Bowl), 12/15/18
 Yards150 vs. ULL (Cure Bowl), 12/15/18
 Long73 at USF, 11/3/18
 Touchdowns2, 3x, last vs. ULL (Cure Bowl), 12/15/18
 Receptions2, 3x, last vs. Navy, 11/24/18

4 LARRY BRYANT

S • Sr. • 6-1 • 205

Kennesaw, Ga. (North Cobb)

BRYANT'S CAREER STATISTICS

YR	G	UA	A	TTL	TFL	YDS	PD	FF	FR	BLK	QBH
2016	12	1	2	3	0.0	0	0	0	0	1	0
2017	11	7	2	9	1.0	4	0	1	0	0	0
2018	10	6	5	11	1.0	6	0	1	1	0	0
2019	3	0	1	0	0	0	1	0	0	0	0
TOTAL	36	15	9	24	2.0	10	1	2	1	1	0

BRYANT'S CAREER HIGHS

Tackles4, 2x, last vs. Navy, 11/24/18
 Sacks1 vs. Navy, 11/24/18
 Forced fumbles1 at Cincinnati, 10/6/18
 Fumbles recovered1 at USF, 11/3/18

BRYANT'S CAREER GAME-BY-GAME STATS

Date	Opp.	UT	AT	TT	TFL-Yds	Sk-Yds	FF	FR	Int
2016									
Sep 01, 2016	at Wake Forest	0	0	0	0.0-0	0.0-0	0	0-0	0-0
Sep 10, 2016	SOUTHERN	0	0	0	0.0-0	0.0-0	0	0-0	0-0
Sep 17, 2016	NAVY	0	0	0	0.0-0	0.0-0	0	0-0	0-0
Sep 24, 2016	UL LAFAYETTE	0	0	0	0.0-0	0.0-0	0	0-0	0-0
10/01/16	at Massachusetts	0	1	1	0.0-0	0.0-0	0	0-0	0-0
Oct 14, 2016	MEMPHIS	0	0	0	0.0-0	0.0-0	0	0-0	0-0
Oct 22, 2016	at Tulsa	0	1	1	0.0-0	0.0-0	0	0-0	0-0
Oct 29, 2016	SMU	1	0	1	0.0-0	0.0-0	0	0-0	0-0

BRYANT'S CAREER GAME-BY-GAME STATS

Date	Opp.	UT	AT	TT	TFL-Yds	Sk-Yds	FF	FR	Int
Nov 05, 2016	at UCF	0	0	0	0.0-0	0.0-0	0	0-0	0-0
Nov 12, 2016	at Houston	0	0	0	0.0-0	0.0-0	0	0-0	0-0
Nov 19, 2016	TEMPLE	0	0	0	0.0-0	0.0-0	0	0-0	0-0
Nov 26, 2016	at UConn	0	0	0	0.0-0	0.0-0	0	0-0	0-0

2017

Sep 02, 2017	GRAMBLING	1	0	1	1.0-4	1.0-4	0	0-0	0-0
Sep 09, 2017	at Navy	0	1	1	0.0-0	0.0-0	0	0-0	0-0
Sep 16, 2017	at Oklahoma	0	0	0	0.0-0	0.0-0	0	0-0	0-0
Oct 07, 2017	TULSA	0	0	0	0.0-0	0.0-0	0	0-0	0-0
Oct 14, 2017	at FIU	1	1	2	0.0-0	0.0-0	0	0-0	0-0
Oct 21, 2017	USF	1	0	1	0.0-0	0.0-0	0	0-0	0-0
Oct 27, 2017	at Memphis	0	0						



CAREER STATISTICS

62 MEREK GLOVER

K • Sr. • 6-0 • 195

Jericho, N.Y. (Friends Academy)

GLOVER'S CAREER FIELD GOAL STATISTICS

YEAR	G	ATT	MADE	LG	PCT
2017	11	9	8	37	88.9
2018	13	13	10	40	76.9
2019	4	4	4	44	100.0
TOTAL	28	26	22	44	84.6

GLOVER'S CAREER GAME-BY-GAME STATS

Date	Opponent	Field Goals			PATs Att-Made
		Att-Made	Lg	Blkd	
2017					
Sep 02, 2017	GRAMBLING	0-0	0	0	0-0
Sep 16, 2017	at Oklahoma	0-0	0	0	2-2
Sep 23, 2017	ARMY WEST POINT	0-0	0	0	3-3
Oct 07, 2017	TULSA	0-0	0	0	8-9
Oct 14, 2017	at FIU	1-1	35	0	1-1
Oct 21, 2017	USF	0-0	0	0	4-4
Oct 27, 2017	at Memphis	0-0	0	0	2-3
Nov 04, 2017	CINCINNATI	4-3	37	0	1-1
Nov 11, 2017	at ECU	1-1	26	0	4-4
Nov 18, 2017	HOUSTON	2-2	24	0	2-2
Nov 25, 2017	at SMU	1-1	25	0	5-5
2018					
Aug. 30 2018	WAKE FOREST	1-1	39	0	2-2
Sep 8, 2018	NICHOLLS	0-0	0	0	6-6
Sep 15, 2018	at UAB	1-1	40	0	3-3
Sep 22, 2018	at Ohio State	0-0	0	0	0-1
Sep 28, 2018	MEMPHIS	1-1	20	0	5-5
Oct 6, 2018	at Cincinnati	0-0	0	0	3-3
Oct 20, 2018	SMU	1-0	0	0	3-3
Oct 27, 2018	at Tulsa	1-1	20	0	3-3
Nov 03, 2018	at USF	3-2	38	1	5-5
Nov 10, 2018	ECU	1-1	33	0	3-3
Nov 15, 2018	at Houston	1-1	40	0	0-1
Nov 24, 2018	Navy	1-0	0	0	3-3
Dec 15, 2018	ULL (Cure Bowl)	2-2	38	0	5-5
2019					
Aug. 29, 2019	FIU	0-0	0	0	6-6
Sept. 7, 2019	at Auburn	2-2	44	0	0-0
Sept. 14, 2019	MISSOURI STATE	1-1	23	0	5-5
Sept. 19, 2019	HOUSTON	1-1	44	0	5-5

GLOVER'S CAREER HIGHS

Points scored..... 11, 2x, last vs. ULL (Cure Bowl), 12/15/18
 PATs made..... 8 vs. Tulsa, 10/7/17
 Field goals made..... 3 vs. Cincinnati, 11/4/17
 Field goals attempted..... 4 vs. Cincinnati, 11/4/17
 Long..... 44, 2x, last vs. Houston, 9/19/19

35 LAWRENCE GRAHAM

LB • Sr. • 5-10 • 230

Lauderhill, Fla. (American Heritage)

GRAHAM'S CAREER STATISTICS

YR	G	UA	A	TTL	TFL	YDS	PD	FF	FR	BLK	QBH
2016	11	1	0	1	0.0	0	0	0	0	0	0
2017	10	6	6	12	0.0	0	0	0	0	0	0
2018	13	37	24	61	8.0	34	1	0	0	0	0
2019	3	9	6	15	2.0	6	1	1	0	0	0
TOTAL	37	53	36	89	86.5	40	2	1	0	0	0

GRAHAM'S CAREER GAME-BY-GAME STATS

Date	Opp.	UT	AT	TT	TFL-Yds	Sk-Yds	FF	FR	Int
2016									
Sep 01, 2016	at Wake Forest	0	0	0	0.0-0	0.0-0	0	0-0	0-0
Sep 10, 2016	SOUTHERN	1	0	1	0.0-0	0.0-0	0	0-0	0-0
Sep 17, 2016	NAVY	0	0	0	0.0-0	0.0-0	0	0-0	0-0
Sep 24, 2016	UL LAFAYETTE	0	0	0	0.0-0	0.0-0	0	0-0	0-0
10/01/16	at Massachusetts	0	0	0	0.0-0	0.0-0	0	0-0	0-0
Oct 14, 2016	MEMPHIS	0	0	0	0.0-0	0.0-0	0	0-0	0-0
Oct 22, 2016	at Tulsa	0	0	0	0.0-0	0.0-0	0	0-0	0-0

GRAHAM'S CAREER GAME-BY-GAME STATS

Date	Opp.	UT	AT	TT	TFL-Yds	Sk-Yds	FF	FR	Int
Oct 29, 2016	SMU	0	0	0	0.0-0	0.0-0	0	0-0	0-0
Nov 05, 2016	at UCF	0	0	0	0.0-0	0.0-0	0	0-0	0-0
Nov 12, 2016	at Houston	0	0	0	0.0-0	0.0-0	0	0-0	0-0
Nov 19, 2016	TEMPLE	0	0	0	0.0-0	0.0-0	0	0-0	0-0
2017									
Sep 02, 2017	GRAMBLING	1	0	1	0.0-0	0.0-0	0	0-0	0-0
Sep 16, 2017	at Oklahoma	1	1	2	0.0-0	0.0-0	0	0-0	0-0
Sep 23, 2017	ARMY WEST POINT	1	4	5	0.0-0	0.0-0	0	0-0	0-0
Oct 07, 2017	TULSA	0	0	0	0.0-0	0.0-0	0	0-0	0-0
Oct 14, 2017	at FIU	0	1	1	0.0-0	0.0-0	0	0-0	0-0
Oct 21, 2017	USF	1	0	1	0.0-0	0.0-0	0	0-0	0-0
Oct 27, 2017	at Memphis	1	0	1	0.0-0	0.0-0	0	0-0	0-0
Nov 04, 2017	CINCINNATI	0	0	0	0.0-0	0.0-0	0	0-0	0-0
Nov 11, 2017	at ECU	0	0	0	0.0-0	0.0-0	0	0-0	0-0
Nov 18, 2017	HOUSTON	1	0	1	0.0-0	0.0-0	0	0-0	0-0
2018									
Aug. 30 2018	WAKE FOREST	3	5	8	1.0-3	0.0-0	0	0-0	1-0
Sep 8, 2018	NICHOLLS	4	3	7	0.5-1	0.0-0	0	0-0	0-0
Sep 15, 2018	at UAB	7	2	9	0.0-0	0.0-0	0	0-0	0-0
Sep 22, 2018	at Ohio State	5	2	7	1.0-1	1.0-1	0	0-0	0-0
Sep 28, 2018	MEMPHIS	0	1	1	0.0-0	0.0-0	0	0-0	0-0
Oct 6, 2018	at Cincinnati	3	3	6	0.0-0	0.0-0	0	0-0	0-0
Oct 20, 2018	SMU	3	0	3	2.0-9	1.0-8	0	0-0	0-0
Oct 27, 2018	at Tulsa	2	4	6	0.0-0	0.0-0	0	0-0	0-0
Nov 03, 2018	at USF	1	0	1	0.0-0	0.0-0	0	0-0	0-0
Nov 10, 2018	ECU	2	1	3	1.5-6	0.5-2	0	0-0	0-0
Nov 15, 2018	at Houston	2	2	4	0.0-0	0.0-0	0	0-0	0-0
Nov 24, 2018	NAVY	2	0	2	0.0-0	0.0-0	0	0-0	0-0
Dec 15, 2018	ULL (Cure Bowl)	3	1	4	2.0-1.4	2.0-1.4	0	0-0	0-0
2019									
Aug. 29, 2019	FIU	1	2	3	0.0-0	0.0-0	0	0-0	0-0
Sept. 7, 2019	at Auburn	4	1	5	0.5-3	0.0-0	1	0	0-0
Sept. 19, 2019	HOUSTON	4	3	7	1.5-3	0.5-0	0	0	0-0

GRAHAM'S CAREER HIGHS

Tackles..... 9 at UAB, 9/15/18
 Tackles for loss..... 2.0, 2x, last vs. ULL (Cure Bowl), 12/15/18
 Interceptions..... 1 vs. Wake Forest, 8/30/18
 Sacks..... 2.0, vs. ULL (Cure Bowl), 12/15/18

16 P.J. HALL

S • Sr. • 5-11 • 190

Hoover, Ala. (Hoover)

HALL'S CAREER STATISTICS

YR	G	UA	A	TTL	TFL	YDS	PD	FF	FR	BLK	QBH
2016	11	5	3	8	0.0	0	0	0	0	0	0
2017	12	13	5	18	1.0	1	2	0	0	0	0
2018	11	34	12	46	1.0	9	10	1	1	0	0
2019	4	12	1	13	2.0	3	0	0	0	0	0
TOTAL	38	64	21	85	4.0	13	12	1	1	0	0

HALL'S CAREER GAME-BY-GAME STATS

Date	Opp.	UT	AT	TT	TFL-Yds	Sk-Yds	FF	FR	Int
2016									
Sep 01, 2016	at Wake Forest	0	0	0	0.0-0	0.0-0	0	0-0	0-0
Sep 10, 2016	SOUTHERN	0	0	0	0.0-0	0.0-0	0	0-0	0-0
Sep 17, 2016	NAVY	0	0	0	0.0-0	0.0-0	0	0-0	0-0
Sep 24, 2016	UL LAFAYETTE	0	0	0	0.0-0	0.0-0	0	0-0	0-0
10/01/16	at Massachusetts	0	0	0	0.0-0	0.0-0	0	0-0	0-0
Oct 14, 2016	MEMPHIS	0	0	0	0.0-0	0.0-0	0	0-0	0-0
Oct 22, 2016	at Tulsa	0	2	2	0.0-0	0.0-0	0	0-0	0-0
Oct 29, 2016	SMU	1	1	2	0.0-0	0.0-0	0	0-0	0-0
Nov 05, 2016	at UCF	0	0	0	0.0-0	0.0-0	0	0-0	0-0
Nov 12, 2016	at Houston	1	0	1	0.0-0	0.0-0	0	0-0	0-0
Nov 19, 2016	TEMPLE	3	0	3	0.0-0	0.0-0	0	0-0	0-0
2017									
Sep 02, 2017	GRAMBLING	1	0	1	0.0-0	0.0-0	0	0-0	0-0
Sep 09, 2017	at Navy	0	0	0	0.0-0	0.0-0	0	0-0	0-0
Sep 16, 2017	at Oklahoma	1	1	2	0.0-0	0.0-0	0	0-0	0-0
Sep 23, 2017	ARMY WEST POINT	0	2	2	0.0-0	0.0-0	0	0-0	0-0
Oct 07, 2017	TULSA	1	0	1	0.0-0	0.0-0	0	0-0	0-0
Oct 14, 2017	at FIU	0	1	1	0.0-0	0.0-0	0	0-0	0-0

HALL'S CAREER GAME-BY-GAME STATS

Date	Opp.	UT	AT	TT	TFL-Yds	Sk-Yds	FF	FR	Int
Oct 21, 2017	USF	2	1	3	0.0-0	0.0-0	0	0-0	0-0
Oct 27, 2017	at Memphis	3	0	3	0.0-0	0.0-0	0	0-0	0-0
Nov 04, 2017	CINCINNATI	0	0	0	0.0-0	0.0-0	0	0-0	0-0
Nov 11, 2017	at ECU	5	0	5	1.0-1	0.0-0	0	0-0	0-0
Nov 18, 2017	HOUSTON	0	0	0	0.0-0	0.0-0	0	0-0	0-0
Nov 25, 2017	at SMU	0	0	0	0.0-0	0.0-0	0	0-0	0-0
2018									
Aug. 30 2018	WAKE FOREST	9	2	11	0.0-0	0.0-0	0	0-0	0-0
Sep 8, 2018	NICHOLLS	3	0	3	0.0-0	0.0-0	0	0-0	0-0
Sep 15, 2018	at UAB	4	1	5	0.0-0	0.0-0	0	0-0	0-0
Sep 22, 2018	at Ohio State	0	0	0	0.0-0	0.0-0	0	0-0	0-0
Sep 28, 2018	MEMPHIS	0	1	1	0.0-0	0.0-0	0	0	



CAREER STATISTICS

HARPER'S CAREER GAME-BY-GAME STATS

Date	Opp.	UT	AT	TT	TFL-Yds	Sk-Yds	FF	FR	Int
Sep 22, 2018	at Ohio State	2	0	2	0.0-0	0.0-0	0	0-0	0-0
Sep 28, 2018	MEMPHIS	2	0	2	0.0-0	0.0-0	0	0-0	0-0
Oct 6, 2018	at Cincinnati	1	3	4	0.0-0	0.0-0	0	0-0	1-24
Oct 20, 2018	SMU	3	0	3	0.0-0	0.0-0	0	0-0	0-0
Oct 27, 2018	at Tulsa	0	1	1	0-0	0-0	0	0	0
Nov 03, 2018	at USF	2	1	3	0.0-0	0.0-0	0	0-0	0-0
Nov 10, 2018	ECU	1	0	1	0.0-0	0.0-0	0	0-0	0-0
Nov 15, 2018	at Houston	0	2	2	0.0-0	0.0-0	0	0-0	0-0
Nov 24, 2018	NAVY	0	0	0	0.0-0	0.0-0	0	0-0	0-0
Dec 15, 2018	ULL (Cure Bowl)	1	0	1	0.0-0	0.0-0	0	0-0	0-0

2019

Aug. 29, 2019	FIU	3	1	4	1.0-0	0.0-0	0	0-0	0-0
Sept. 7, 2019	at Auburn	2	1	3	0.0-0	0.0-0	0	0-0	0-0
Sept. 14, 2019	MISSOURI STATE	1	0	1	0.0-0	0.0-0	0	0-0	0-0
Sept. 19, 2019	HOUSTON	2	1	3	1.0-1	0.0-0	0	0-0	0-0

HARPER'S CAREER HIGHS

Tackles7 vs. Wake Forest, 8/30/18
 Tackles for loss1, 3x, last vs. Houston, 9/19/19
 Sacks1 vs. Nicholls, 9/8/18
 Breakups1, 2x, last at USF, 11/3/18
 Interceptions1 at Cincinnati, 10/6/18

54 CARLOS HATCHER

DE • So. • 6-3 • 235

Carrollton, Texas (Hebron HS)

HATCHER'S CAREER STATISTICS

YR	G	UA	A	TTL	TFL	YDS	PD	FF	FR	BLK	QBH
2018	12	8	7	15	4.0	20	2	0	0	0	0
2019	2	0	1	1	0	0	0	0	0	0	0
TOTAL	14	8	8	16	4.0	20	2	0	0	0	0

HATCHER'S CAREER HIGHS

Tackles5 at Cincinnati, 10/6/18
 Sacks1 vs. Memphis, 9/28/18
 Tackles for loss1.5 at Cincinnati, 10/6/18
 Pass breakups2 vs. ECU, 11/10/18

HATCHER'S CAREER GAME-BY-GAME STATS

Date	Opp.	UT	AT	TT	TFL-Yds	Sk-Yds	FF	FR	Int
8/31/2018	WAKE FOREST	0	0	0	0.0-0	0.0-0	0	0-0	0-0
Sep 8, 2018	NICHOLLS	2	0	2	0.0-0	0.0-0	0	0-0	0-0
Sep 22, 2018	at Ohio State	0	0	0	0.0-0	0.0-0	0	0-0	0-0
Sep 28, 2018	MEMPHIS	2	0	2	1.0-7	1.0-7	0	0-0	0-0
Oct 6, 2018	at Cincinnati	0	5	5	1.5-8	0.5-3	0	0-0	0-0
Oct 20, 2018	SMU	1	0	1	0.0-0	0.0-0	0	0-0	0-0
Oct 27, 2018	at Tulsa	0	0	0	0.0-0	0.0-0	0	0-0	0-0
Nov 03, 2018	at USF	2	0	2	1.0-4	0.0-0	0	0-0	0-0
Nov 10, 2018	ECU	0	0	0	0.0-0	0.0-0	0	0-0	0-0
Nov 15, 2018	at Houston	0	2	2	0.5-1	0.5-1	0	0-0	0-0
Nov 24, 2018	NAVY	0	0	0	0.0-0	0.0-0	0	0-0	0-0
Dec 15, 2018	ULL (Cure Bowl)	1	0	1	0.0-0	0.0-0	0	0-0	0-0

2019

Aug. 29, 2019	FIU	0	1	1	0.0-0	0.0-0	0	0-0	0-0
Sept. 14, 2019	MISSOURI STATE	0	0	0	0.0-0	0.0-0	0	0-0	0-0

22 STEPHON HUDERSON

RB • Jr. • 5-9 • 190

Tallahassee, Fla. (Godby)

HUDERSON'S CAREER RUSHING STATISTICS

YEAR	G	ATT	YDS	TD	LG	YD/C	YD/G
2017	11	19	70	1	11	3.7	6.4
2018	12	68	281	0	30	4.1	23.4
2019	4	11	65	1	16	5.9	16.3
TOTAL	26	98	416	2	30	4.2	16.0

HUDERSON'S CAREER KICK RETURN STATISTICS

YEAR	G	NO.	YDS	TD	LG	AVG/R	AVG/G
2018	11	1	44	0	44	44.0	4.0
2018	12	10	196	0	31	19.6	16.3
2019	4	1	15	0	15	15.0	3.8
TOTAL	26	12	255	0	44	21.3	9.8

HUDERSON'S CAREER GAME-BY-GAME STATS

Date	Opponent	Rushing				Receiving			
		Att	Yds	TD	LG	Rec	Yds	TD	LG
2017									
Sep 02, 2017	GRAMBLING	7	36	0	11	0	0	0	0
Sep 09, 2017	at Navy	1	0	0	0	0	0	0	0
Sep 16, 2017	at Oklahoma	3	8	0	5	0	0	0	0
Sep 23, 2017	ARMY WEST POINT	0	0	0	0	0	0	0	0
Oct 07, 2017	TULSA	7	21	1	7	0	0	0	0
Oct 14, 2017	at FIU	1	5	0	5	0	0	0	0
Oct 21, 2017	USF	0	0	0	0	0	0	0	0
Nov 04, 2017	CINCINNATI	0	0	0	0	0	0	0	0
Nov 11, 2017	at ECU	0	0	0	0	0	0	0	0
Nov 18, 2017	HOUSTON	0	0	0	0	0	0	0	0
Nov 25, 2017	at SMU	0	0	0	0	0	0	0	0

2018

Aug. 30 2018	WAKE FOREST	10	26	0	5	0	0	0	0
Sep 8, 2018	NICHOLLS	7	21	0	7	0	0	0	0
Sep 15, 2018	at UAB	6	9	0	4	0	0	0	0
Sep 22, 2018	at Ohio State	6	15	0	4	0	0	0	0
Sep 28, 2018	MEMPHIS	8	58	0	22	1	21	0	21
Oct 6, 2018	at Cincinnati	2	3	0	2	0	0	0	0
Oct 20, 2018	SMU	6	42	0	30	3	39	0	17
Oct 27, 2018	at Tulsa	4	11	0	4	0	0	0	0
NOV 03, 2018	AT USF	7	40	0	22	0	0	0	0
NOV 10, 2018	ECU	4	16	0	8	0	0	0	0
NOV 15, 2018	at Houston	2	14	0	10	0	0	0	0
DEC 15, 2018	ULL (Cure Bowl)	6	26	0	8	0	0	0	0

2019

Aug. 29, 2019	FIU	7	47	0	16	0	0	0	0
Sept. 7, 2019	at Auburn	0	0	0	0	0	0	0	0
Sept. 14, 2019	MISSOURI STATE	0	0	0	0	0	0	0	0
Sept. 19, 2019	HOUSTON	9	9	1	9	0	0	0	0

HUDERSON'S CAREER HIGHS

Rushes10 vs. Wake Forest, 8/30/18
 Yards58 vs. Memphis, 9/28/18
 Long30 vs. SMU, 10/20/18
 Touchdowns1 vs. Tulsa, 10/7/17
 All-Purpose yards146 vs. SMU, 10/20/18
 Catches3 vs. SMU, 10/20/18
 Receiving yards39 vs. SMU, 10/20/18

80 TYRICK JAMES

TE • So. • 6-2 • 245

Waco, Texas (China Spring HS)

JAMES' CAREER RECEIVING STATISTICS

YEAR	G	REC	YDS	TD	LG	AVG/C	AVG/G
2018	12	4	49	0	30	12.3	4.1
2019	4	4	60	1	18	15.0	15.0
TOTAL	16	8	109	1	48	13.6	6.8

JAMES' CAREER KICK RETURN STATISTICS

YEAR	G	NO.	YDS	TD	LG	AVG/R	AVG/G
2018	12	2	18	0	10	9.0	1.5
2019	4	0	0	0	0	0.0	0.0
TOTAL	16	2	18	0	10	9.0	1.1

JAMES' CAREER HIGHS

Receiving touchdowns1 vs. FIU, 8/29/19
 Reception yards60 vs. FIU, 8/29/19
 Long reception18 vs. FIU, 8/29/19

JAMES' CAREER GAME-BY-GAME STATS

Date	Opponent	Rushing				Receiving			
		Att	Yds	TD	LG	Rec	Yds	TD	LG
2018									
Aug. 30, 2018	Wake Forest	0	0	0	0	1	5	0	5
Sept. 15, 2018	UAB	0	0	0	0	1	30	0	30
Oct. 6, 2018	at Cincinnati	0	0	0	0	2	14	0	0

2019

Aug. 29, 2019	FIU	0	0	0	0	4	60	1	18
Sept. 7, 2019	at Auburn	0	0	0	0	0	0	0	0
Sept. 14, 2019	MISSOURI STATE	0	0	0	0	0	0	0	0
Sept. 19, 2019	HOUSTON	0	0	0	0	0	0	0	0

77 JEFFERY JOHNSON

NT • So. • 6-2 • 320

Brookhaven, Miss. (Brookhaven)

JOHNSON'S CAREER STATISTICS

YR	G	UA	A	TTL	TFL	YDS	PD	FF	FR	BLK	QBH
2018	13	13	17	30	1.0	2	1	0	0	0	1
2019	4	6	3	9	0	0	0	0	1	0	0
TOTAL	17	19	20	39	1.0	2	1	0	1	0	1

JOHNSON'S CAREER GAME-BY-GAME STATS

Date	Opp.	UT	AT	TT	TFL-Yds	Sk-Yds	FF	FR	Int
2018									
Aug. 30 2018	WAKE FOREST	2	2	4	0.0-0	0.0-0	0	0-0	0-0
Sep 8, 2018	NICHOLLS	1	0	1	0.0-0	0.0-0	0	0-0	0-0
Sep 15, 2018	at UAB	2	0	2	0.0-0	0.0-0	0	0-0	0-0
Sep 22, 2018	at Ohio State	1	2	3	0.0-0	0.0-0	0	0-0	0-0
Sep 28, 2018	MEMPHIS	0	0	0	0.0-0	0.0-0	0	0-0	0-0
Oct 6, 2018	at Cincinnati	0	4	4	0.0-0	0.0-0	0	0-0	0-0
Oct 20, 2018	SMU	2	0	2	0.0-0	0.0-0	0	0-0	0-0
Oct 27, 2018	at Tulsa	1	1	2	0.0-0	0.0-0	0	0-0	0-0
Nov 03, 2018	at USF	0	1	1	0.0-0	0.0-0	0	0-0	0-0
Nov 10, 2018	ECU	0	2	2	0.5-1	0.5-1	0	0-0	0-0
Nov 15, 2018	at Houston	2	2	4	0.5-1	0.0-0	0	0-0	0-0
Nov 24, 2018	NAVY	2	2	4	0.0-0	0.0-0	0	0-0	0-0
Dec 15, 2018	ULL (Cure Bowl)	0	0	0	0.0-0	0.0-0	0	0-0	0-0

2019

Aug. 29, 2019	FIU	1	1	2	0.0-0	0.0-0	0	0-0	0-0
Sept. 7, 2019	at Auburn	3	1	4	0.0-0	0.0-0	0	1-0	0-0
Sept. 14, 2019	MISSOURI STATE	0	1	1	0.0-0	0.0-0	0	0-0	0-0
Sept. 19, 2019	HOUSTON	2	0	2	0.0-0	0.0-0	0	0-0	0-0

JOHNSON'S CAREER HIGHS

Tackles4, 3x, last at Auburn, 9/7/19
 Tackles for loss0.5, 2x, last at Houston, 11/15/18
 Breakups1 vs. Nicholls, 9/8/18
 Fumbles recovered1 at Auburn, 9/7/19
 Sacks0.5 vs. ECU, 11/10/18

34 PATRICK JOHNSON

DE • Jr. • 6-3 • 255

Chattanooga, Tenn. (Notre Dame)



CAREER STATISTICS

JOHNSON'S CAREER GAME-BY-GAME STATS

Date	Opp.	UT	AT	TT	TFL-Yds	Sk-Yds	FF	FR	Int
2017									
Sep 02, 2017	GRAMBLING	1	0	1	1.0-4	0.0-0	0	0-0	0-0
Sep 09, 2017	at Navy	0	1	1	0.0-0	0.0-0	0	0-0	0-0
Sep 16, 2017	at Oklahoma	0	1	1	0.0-0	0.0-0	0	0-0	0-0
Sep 23, 2017	ARMY WEST POINT	3	1	4	0.0-0	0.0-0	0	0-0	0-0
Oct 07, 2017	TULSA	0	0	0	0.0-0	0.0-0	0	0-0	0-0
Oct 14, 2017	at FIU	0	3	3	0.0-0	0.0-0	0	0-0	0-0
Oct 21, 2017	USF	0	0	0	0.0-0	0.0-0	0	0-0	0-0
Oct 27, 2017	at Memphis	1	0	1	0.0-0	0.0-0	0	0-0	0-0
Nov 04, 2017	CINCINNATI	0	0	0	0.0-0	0.0-0	0	0-0	0-0
Nov 11, 2017	at ECU	0	0	0	0.0-0	0.0-0	0	0-0	0-0
Nov 18, 2017	HOUSTON	1	0	1	0.0-0	0.0-0	0	0-0	0-0
Nov 25, 2017	at SMU	0	0	0	0.0-0	0.0-0	0	0-0	0-0

2018									
Aug. 30, 2018	WAKE FOREST	1	2	3	0.0-0	0.0-0	0	0-0	0-0
Sep 8, 2018	NICHOLLS	2	2	4	1.5-2	0.0-0	0	0-0	0-0
Sep 15, 2018	at UAB	1	0	1	1.0-2	0.0-0	0	0-0	0-0
Sep 22, 2018	at Ohio State	4	0	4	1.0-6	1.0-6	1	0-0	0-0
Sep 28, 2018	MEMPHIS	3	0	3	1.0-3	1.0-3	0	0-0	0-0
Oct 6, 2018	at Cincinnati	2	4	6	1.5-13	1.0-9	1	1-0	0-0
Oct 20, 2018	SMU	3	2	5	1.0-5	1.0-5	0	0-0	0-0
Oct 27, 2018	at Tulsa	2	2	4	1.5-8	1.0-7	0	0-0	0-0
Nov 03, 2018	at USF	6	0	6	4.0-12	3.0-11	0	0-0	0-0
Nov 10, 2018	ECU	3	1	4	1.0-8	1.0-8	0	0-0	0-0
Nov 15, 2018	at Houston	0	0	0	0.0-0	0.0-0	0	0-0	0-0
Nov 24, 2018	NAVY	6	1	7	2.0-10	1.0-9	2	0-0	0-0
Dec 15, 2018	ULL (Cure Bowl)	2	1	3	0.5-5	0.5-5	0	0-0	0-0

2019									
Aug. 29, 2019	FIU	1	1	2	1.0-6	1.0-6	0	0	0-0
Sept. 7, 2019	at Auburn	2	0	2	0.0-0	0.0-0	0	0	0-0
Sept. 14, 2019	MISSOURI STATE	0	0	0	0.0-0	0.0-0	0	0	0-0
Sept. 19, 2019	HOUSTON	5	0	5	2.0-7	1.0-6	0	0	0-0

JOHNSON'S CAREER HIGHS

Tackles	7 vs. Navy, 11/24/18
Tackles for loss	2, 2x, last vs. Houston, 9/19/19
Sacks	3 at USF, 11/3/18
Fumbles forced	2 vs. Navy, 11/24/18
Pass breakups	1, 5x, last vs ULL (Cure Bowl), 12/15/18

11 AMARE JONES

RB • So. • 5-11 • 190

Frisco, Texas (Frisco Heritage)

JONES' CAREER RUSHING STATISTICS

RUSHING	G	ATT	YDS	TD	LG	AVG/C	AVG/G
2018	13	47	216	4	33	4.6	16.6
2019	4	19	137	3	57	7.2	34.3
TOTAL	17	66	353	7	57	5.3	20.8

JONES' CAREER RECEIVING STATISTICS

RECEIVING	G	REC	YDS	TD	LG	AVG/C	AVG/G
2018	13	6	52	0	26	8.7	4.0
2019	4	9	82	0	20	9.1	20.5
TOTAL	17	15	134	0	26	8.9	7.9

JONES' CAREER KICK RETURN STATISTICS

YEAR	G	NO.	YDS	TD	LG	AVG/R	AVG/G
2018	13	20	558	0	69	27.9	42.9
2019	4	5	167	0	60	33.4	41.8
TOTAL	17	25	725	0	69	29.0	42.6

JONES' CAREER PUNT RETURN STATISTICS

YEAR	G	NO.	YDS	TD	LG	AVG/R	AVG/G
2018	13	15	113	0	18	7.5	8.7
2019	4	5	72	0	36	14.4	18.0
TOTAL	17	20	185	0	36	9.3	10.9

JONES' CAREER HIGHS

Rushes	8 at Tulsa, 10/27/18
Rush yards	73 vs. Missouri State, 9/14/19
Rush touchdowns	2 vs. Missouri State, 9/14/19
Long rush	57 vs. Missouri State, 9/14/19
Receptions	3, 3x, last vs. Missouri State, 9/14/19

Reception yards	38 vs. FIU, 08/29/19
Long reception	26 vs. SMU, 10/20/18
Kick return yards	145 at Cincinnati, 10/6/18
Long kick return	69 at Cincinnati, 10/6/18
All-purpose yards	171 at Houston, 11/15/18
Punt returns	4 at USF, 11/3/18
Punt return yards	44 at USF, 11/3/18
Long punt return	36 at Auburn, 9/7/19

JONES' CAREER GAME-BY-GAME STATS

Date	Opponent	Rushing				Receiving			
		Att	Yds	TD	LG	Rec	Yds	TD	LG
2018									
8/31/2018	WAKE FOREST	0	0	0	0	0	0	0	0
Sep 8, 2018	NICHOLLS	5	18	1	14	0	0	0	0
Sep 15, 2018	at UAB	1	10	0	10	0	0	0	0
Sep 22, 2018	at Ohio State	7	6	0	9	0	0	0	0
Sep 28, 2018	MEMPHIS	1	1	0	1	0	0	0	0
Oct 6, 2018	at Cincinnati	4	10	0	5	1	11	0	11
Oct 20, 2018	SMU	6	17	0	8	3	29	0	26
Oct 27, 2018	at Tulsa	8	42	0	21	2	12	0	6
Nov 03, 2018	at USF	3	14	1	8	0	0	0	0
Nov 10, 2018	ECU	2	11	0	10	0	0	0	0
Nov 15, 2018	at Houston	3	26	1	17	0	0	0	0
Nov 24, 2018	NAVY	1	0	0	0	0	0	0	0
Dec 15, 2018	ULL (Cure Bowl)	6	63	1	33	0	0	0	0

2019									
Aug. 29, 2019	FIU	2	10	1	7	3	38	0	20
Sept. 7, 2019	at Auburn	6	13	0	18	3	29	0	19
Sept. 14, 2019	MISSOURI STATE	5	73	2	57	3	15	0	9
Sept. 19, 2019	HOUSTON	6	41	0	18	0	0	0	0

26 THAKARIUS KEYES

CB • Sr. • 6-1 • 195

Laurel, Miss. (Laurel)

KEYES' CAREER STATISTICS

YR	G	UA	A	TTL	TFL	YDS	PD	FF	FR	BLK	QBH
2016	7	6	2	8	0.0	0	1	0	0	0	0
2017	9	2	0	2	0.0	0	1	0	0	0	0
2018	11	33	5	38	0.0	0	12	0	0	0	0
2019	4	9	3	12	0	0	1	0	0	0	0
TOTAL	31	50	10	60	0.0	0	15	0	0	0	0

KEYES' CAREER INTERCEPTIONS

YEAR	G	NO.	YDS	TD	LG	AVG/R	AVG/G
2016	7	0	0	0	0	0.0	0.0
2017	9	0	0	0	0	0.0	0.0
2018	11	1	0	0	0	0.0	0.0
2019	1	1	0	0	0	0.0	0.0
TOTAL	28	2	0	0	0	0.0	0.0

KEYES' CAREER GAME-BY-GAME STATS

Date	Opp.	UT	AT	TT	TFL-Yds	Sk-Yds	FF	FR	Int
2016									
Sep 10, 2016	SOUTHERN	0	1	1	0.0-0	0.0-0	0	0-0	0-0
Sep 24, 2016	UL LAFAYETTE	0	0	0	0.0-0	0.0-0	0	0-0	0-0
Oct 22, 2016	at Tulsa	3	0	3	0.0-0	0.0-0	0	0-0	0-0
Nov 05, 2016	at UCF	1	0	1	0.0-0	0.0-0	0	0-0	0-0
Nov 12, 2016	at Houston	0	1	1	0.0-0	0.0-0	0	0-0	0-0
Nov 19, 2016	TEMPLE	2	0	2	0.0-0	0.0-0	0	0-0	0-0
Nov 26, 2016	at UConn	0	0	0	0.0-0	0.0-0	0	0-0	0-0
2017									
Sep 02, 2017	GRAMBLING	0	0	0	0.0-0	0.0-0	0	0-0	0-0
Sep 09, 2017	at Navy	0	0	0	0.0-0	0.0-0	0	0-0	0-0
Sep 23, 2017	ARMY WEST POINT	0	0	0	0.0-0	0.0-0	0	0-0	0-0
Oct 07, 2017	TULSA	1	0	1	0.0-0	0.0-0	0	0-0	0-0
Oct 21, 2017	USF	0	0	0	0.0-0	0.0-0	0	0-0	0-0
Oct 27, 2017	at Memphis	0	0	0	0.0-0	0.0-0	0	0-0	0-0
Nov 04, 2017	CINCINNATI	0	0	0	0.0-0	0.0-0	0	0-0	0-0
Nov 11, 2017	at ECU	1	0	1	0.0-0	0.0-0	0	0-0	0-0
Nov 25, 2017	at SMU	0	0	0	0.0-0	0.0-0	0	0-0	0-0

2018									
Aug. 30, 2018	WAKE FOREST	4	0	4	0.0-0	0.0-0	0	0-0	0-0
Sep 8, 2018	NICHOLLS	2	0	2	0.0-0	0.0-0	0	0-0	0-0
Sep 15, 2018	at UAB	5	0	5	0.0-0	0.0-0	0	0-0	1-0

KEYES' CAREER GAME-BY-GAME STATS

Date	Opp.	UT	AT	TT	TFL-Yds	Sk-Yds	FF	FR	Int
Sep 22, 2018	at Ohio State	5	2	7	0.0-0	0.0-0	0	0-0	0-0
Sep 28, 2018	MEMPHIS	2	0	2	0.0-0	0.0-0	0	0-0	0-0
Oct 6, 2018	at Cincinnati	0	0	0	0.0-0	0.0-0	0	0-0	0-0
Oct 20, 2018	SMU	3	0	3	0.0-0	0.0-0	0	0-0	0-0
Oct 27, 2018	at Tulsa	0	0	0	0.0-0	0.0-0	0	0-0	0-0
Nov 15, 2018	at Houston	1	2	3	0.0-0	0.0-0	0	0-0	0-0
Nov 24, 2018	NAVY	4	0	4	0.0-0	0.0-0	0	0-0	0-0
Dec 15, 2018	ULL (Cure Bowl)	4	1	5	0.0-0	0.0-0	0	0-0	0-0

2019									
Aug. 29, 2019	FIU	1	1	2	0.0-0	0.0-0	0	0-0	1-0
Sept. 7, 2019	at Auburn	5	1	6	0.0-0	0.0-0	0	0-0	0-0
Sept. 14, 2019	MISSOURI STATE	0	0	0	0.0-0	0.0-0	0	0-0	0-0
Sept. 19, 2019	HOUSTON	3	1	4	0.0-0	0.0-0	0	0-0	0-0

KEYES' CAREER HIGHS

Tackles	7 at Ohio State, 9/22/18
Pass breakups	3 vs. Wake Forest, 8/30/18
Interceptions	1, 2x, last vs. FIU, 08/29/19

36 CHASE KUERSCHEN

S • Jr. • 6-1 • 210

Knoxville, Tenn. (Knoxville Catholic)

KUERSCHEN'S CAREER STATISTICS

YR	G	UA	A	TTL	TFL	YDS	PD	FF	FR	BLK	QBH
2017	12	42	18	60	0.5	1	2	2	0	0	0
2018	12	16	7	23	0.0	0	2	0	0	0	0
2019	4	14	3	17	0	0	0	0	0	0	0
TOTAL	28	72	28	100	0.5	1	4				



CAREER STATISTICS

KUERSCHEN'S CAREER HIGHS

Interceptions..... 1, 2x, last vs. Nicholls, 9/8/18
 Tackles..... 14 vs. USF, 10/21/17
 Tackles for loss..... 0.5 vs. Tulsa, 10/7/17
 Fumbles forced..... 1, 2x, last at Oklahoma, 9/16/17
 Pass breakups..... 1, 2x, last vs. SMU, 10/20/18

8 WILLIE LANGHAM

CB • RSo. • 6-1 • 185

McAdory, Ala. (McAdory)

LANGHAM'S CAREER STATISTICS

YR	G	UA	A	TTL	TFL	YDS	PD	FF	FR	BLK	QBH
2018	13	11	1	12	0.0	0	7	0	0	0	0
2019	4	3	0	3	1.0	9	2	0	0	0	0
TOTAL	17	14	1	14	1.0	9	9	0	0	0	0

LANGHAM'S CAREER GAME-BY-GAME STATS

Date	Opp.	UT	AT	TT	TFL-Yds	Sk-Yds	FF	FR	Int
2018									
Aug 31, 2018	WAKE FOREST	0	0	0	0.0-0	0.0-0	0	0-0	0-0
Sep 8, 2018	NICHOLLS	1	0	1	0.0-0	0.0-0	0	0-0	0-0
Sep 15, 2018	at UAB	0	0	0	0.0-0	0.0-0	0	0-0	0-0
Sep 22, 2018	at Ohio State	1	0	1	0.0-0	0.0-0	0	0-0	0-0
Sep 28, 2018	MEMPHIS	2	0	2	0.0-0	0.0-0	0	0-0	0-0
Oct 6, 2018	at Cincinnati	0	0	0	0.0-0	0.0-0	0	0-0	0-0
Oct 20, 2018	SMU	0	0	0	0.0-0	0.0-0	0	0-0	0-0
Oct 27, 2018	at Tulsa	1	0	0	0.0-0	0.0-0	0	0-0	0-0
Nov 03, 2018	at USF	1	0	1	0.0-0	0.0-0	0	0-0	0-0
Nov 10, 2018	ECU	2	1	3	0.0-0	0.0-0	0	0-0	0-0
Nov 15, 2018	at Houston	1	0	1	0.0-0	0.0-0	0	0-0	0-0
Nov 24, 2018	NAVY	1	0	1	0.0-0	0.0-0	0	0-0	0-0
Dec 15, 2018	ULL (Cure Bowl)	1	0	1	0.0-0	0.0-0	0	0-0	0-0
2019									
Aug. 29, 2019	FIU	2	0	2	1.0-9	0.0-0	0	0	0-0
Sept. 7, 2019	at Auburn	1	0	1	0.0-0	0.0-0	0	0	0-0
Sept. 14, 2019	MISSOURI STATE	0	0	0	0.0-0	0.0-0	0	0	0-0
Sept. 19, 2019	HOUSTON	0	0	0	0.0-0	0.0-0	0	0	0-0

LANGHAM'S CAREER HIGHS

Tackles..... 3 vs. ECU, 11/10/18
 Passes defended..... 2, 3x, last vs. Missouri State, 9/14/19

1 JALEN MCCLESKEY

WR • Gr. • 5-11 • 165

Covington, La. (St. Paul's)

MCCLESKEY'S CAREER RECEIVING STATISTICS

YEAR	G	REC	YDS	TD	LG	REC/G	AVG/C	AVG/G
2015	13	29	253	3	56	2.2	8.7	19.5
2016	13	73	812	7	52	5.6	11.1	62.5
2017	13	50	645	5	81	3.8	12.9	49.6
2018	4	15	155	2	29	3.8	10.3	38.8
2019	4	8	140	2	53	2.0	17.5	35.0
TOTAL	47	175	2005	19	81	3.7	11.5	42.7

MCCLESKEY'S CAREER GAME-BY-GAME STATS

Date	Opponent	Att	Yds	TD	LG	Rushing Rec	Yds	TD	LG	Receiving Rec	Yds	TD	LG
2015													
Sept. 3, 2015	at Central Michigan	0	0	0	0	1	-1	0	0	0	0	0	0
Sept. 12, 2015	CENTRAL ARKANSAS	0	0	0	0	1	56	0	56	0	0	0	0
Sept. 19, 2015	UTSA	0	0	0	0	3	58	0	19	0	0	0	0
Sept. 26, 2015	at Texas	0	0	0	0	0	0	0	0	0	0	0	0
Oct. 3, 2015	KANSAS STATE	2	19	0	12	3	12	1	4	0	0	0	0
Oct. 10, 2015	at West Virginia	0	0	0	0	1	6	0	6	0	0	0	0
Oct. 24, 2015	KANSAS	1	10	0	10	1	20	0	20	0	0	0	0
Oct. 31, 2015	at Texas Tech	0	0	0	0	5	9	0	4	0	0	0	0
Nov. 7, 2015	TCU	1	-4	0	0	4	30	0	18	0	0	0	0
Nov. 14, 2015	at Iowa State	0	0	0	0	1	22	0	22	0	0	0	0
Nov. 21, 2015	BAYLOR	0	0	0	0	3	16	2	9	0	0	0	0
Nov. 28, 2015	OKLAHOMA	0	0	0	0	3	1	0	3	0	0	0	0

MCCLESKEY'S CAREER GAME-BY-GAME STATS

Date	Opponent	Att	Yds	TD	LG	Rushing Rec	Yds	TD	LG	Receiving Rec	Yds	TD	LG
Jan. 1, 2016	OLE MISS	0	0	0	0	3	24	0	20	0	0	0	0

Date	Opponent	Att	Yds	TD	LG	Rushing Rec	Yds	TD	LG	Receiving Rec	Yds	TD	LG
2016													
Sept. 3, 2016	SELA	0	0	0	0	4	27	0	11	0	0	0	0
Sept. 10, 2016	CENTRAL MICHIGAN	1	8	0	8	11	103	1	28	0	0	0	0
Sept. 17, 2016	PITTSBURGH	0	0	0	0	3	17	0	12	0	0	0	0
Sept. 24, 2016	at Baylor	0	0	0	0	5	77	0	21	0	0	0	0
Oct. 1, 2016	TEXAS	1	1	0	1	4	109	2	52	0	0	0	0
Oct. 8, 2016	IOWA STATE	0	0	0	0	5	74	1	36	0	0	0	0
Oct. 22, 2016	at Kansas	0	0	0	0	6	129	0	47	0	0	0	0
Oct. 29, 2016	WEST VIRGINIA	0	0	0	0	11	66	1	19	0	0	0	0
Nov. 5, 2016	at Kansas State	1	0	0	0	8	68	1	19	0	0	0	0
Nov. 12, 2016	TEXAS TECH	0	0	0	0	5	50	1	26	0	0	0	0
Nov. 19, 2016	at TCU	0	0	0	0	5	26	0	9	0	0	0	0
Dec. 3, 2016	at Oklahoma	0	0	0	0	2	16	0	12	0	0	0	0
Dec. 29, 2016	COLORADO	0	0	0	0	4	50	0	18	0	0	0	0

Date	Opponent	Att	Yds	TD	LG	Rushing Rec	Yds	TD	LG	Receiving Rec	Yds	TD	LG
2017													
Aug. 31, 2017	TULSA	0	0	0	0	1	-2	0	0	0	0	0	0
Sept. 8, 2017	at South Alabama	0	0	0	0	4	19	0	13	0	0	0	0
Sept. 16, 2017	at Pitt	0	0	0	0	7	162	3	48	0	0	0	0
Sept. 23, 2017	TCU	0	0	0	0	4	79	0	34	0	0	0	0
Sept. 30, 2017	at Texas Tech	0	0	0	0	5	48	1	21	0	0	0	0
Oct. 14, 2017	BAYLOR	0	0	0	0	4	49	1	25	0	0	0	0
Oct. 21, 2017	at Texas	0	0	0	0	8	78	0	29	0	0	0	0
Oct. 28, 2017	at West Virginia	0	0	0	0	0	0	0	0	0	0	0	0
Nov. 4, 2017	OKLAHOMA	0	0	0	0	2	14	0	9	0	0	0	0
Nov. 11, 2017	at Iowa State	0	0	0	0	5	109	0	81	0	0	0	0
Nov. 18, 2017	KANSAS STATE	0	0	0	0	2	9	0	6	0	0	0	0
Nov. 25, 2017	KANSAS	0	0	0	0	7	67	0	16	0	0	0	0
Dec. 28, 2017	VIRGINIA TECH	0	0	0	0	1	12	0	12	0	0	0	0

Date	Opponent	Att	Yds	TD	LG	Rushing Rec	Yds	TD	LG	Receiving Rec	Yds	TD	LG
2018													
Aug. 30, 2018	MISSOURI STATE	1	5	1	5	6	66	2	29	0	0	0	0
Sept. 8, 2018	SOUTH ALABAMA	0	0	0	0	2	11	0	7	0	0	0	0
Sept. 15, 2018	BOISE STATE	0	0	0	0	3	26	0	18	0	0	0	0
Sept. 22, 2018	TEXAS TECH	0	0	0	0	4	52	0	22	0	0	0	0
2019													
Aug. 29, 2019	FIU	0	0	0	0	1	5	0	5	0	0	0	0
Sept. 7, 2019	at Auburn	0	0	0	0	1	2	0	2	0	0	0	0
Sept. 14, 2019	MISSOURI STATE	0	0	0	0	2	13	0	9	0	0	0	0
Sept. 19, 2019	HOUSTON	0	0	0	0	4	120	2	53	0	0	0	0

MCCLESKEY'S CAREER HIGHS
 Receptions..... 11, 2x, last vs. West Virginia, 10/29/16
 Receiving yards..... 162, at Pitt, 9/16/17
 Long..... 81, at Iowa State, 11/11/17
 Stats from 2015-18 are when McCleskey was at Oklahoma State

12 JUSTIN McMILLAN

QB • Gr. • 6-3 • 210

Cedar Hill, Texas (LSU)

MCMILLAN'S CAREER PASSING STATISTICS

YEAR	G	ATT	COM	INT	YDS	TD	LG	PCT	EFFIC
2018	9	154	79	4	1304	10	86	51.3	138.7
2019	4	87	44	2	610	5	53	50.6	123.8
TOTAL	13	241	123	6	1914	15	86	51.0	133.3

MCMILLAN'S CAREER RUSHING STATISTICS

YEAR	G	ATT	YDS	TD	LG	AVG/C	AVG/G
2018	9	59	238	5	39	4.0	26.4
2019	4	40	245	4	26	6.1	61.3
TOTAL	13	99	483	9	39	4.9	37.2

MCMILLAN'S CAREER GAME-BY-GAME STATS

Date	Opponent	Cmp-Att-Int	Yds	TD	LG
2018					
Sept 22, 2018	at Ohio State	2-2-0	15	0	10
Sept 28, 2018	MEMPHIS	1-1-0	51	1	51
Oct 6, 2018	at Cincinnati	11-26-0	130	2	33
Oct 27, 2018	at Tulsa	10-19-0	92	0	19
Nov 03, 2018	at USF	4-11-0	61	0	39
Nov 10, 2018	ECU	12-28-0	372	3	86
Nov 15, 2018	at Houston	10-20-2	147	0	42
Nov 24, 2018	NAVY	18-29-1	291	3	55

MCMILLAN'S CAREER GAME-BY-GAME STATS

Date	Opponent	Cmp-Att-Int	Yds	TD	LG
Dec 15, 2018	ULL (Cure Bowl)	11-18-1	145	1	38

Date	Opponent	Cmp-Att-Int	Yds	TD	LG
2019					
Aug. 29, 2019	FIU	14-18-0	199	2	42
Sept. 7, 2019	at Auburn	10-33-1	103	0	22
Sept. 14, 2019	MISSOURI STATE	13-16-1	122	0	19
Sept. 19, 2019	HOUSTON	7-20-0	186	3	53

MCMILLAN'S CAREER HIGHS



CAREER STATISTICS

Sep 23, 2017	ARMY WEST POINT	4	2	6	0.0-0	0.0-0	0	0-0	0-0
Oct 07, 2017	TULSA	0	0	0	0.0-0	0.0-0	0	0-0	0-0
Oct 14, 2017	at FIU	1	4	5	0.0-0	0.0-0	0	0-0	0-0
Oct 27, 2017	USF	2	2	4	0.5-1	0.0-0	0	0-0	0-0
Oct 27, 2017	at Memphis	2	0	2	0.0-0	0.0-0	0	0-0	0-0
Nov 04, 2017	CINCINNATI	0	0	0	0.0-0	0.0-0	0	0-0	0-0
Nov 18, 2017	HOUSTON	1	0	1	0.0-0	0.0-0	0	0-0	0-0
Nov 25, 2017	at SMU	1	1	2	0.0-0	0.0-0	0	0-0	0-0

2018

Aug. 30, 2018	WAKE FOREST	1	3	4	0.0-0	0.0-0	0	0-0	0-0
Sep 8, 2018	NICHOLLS	2	1	3	0.0-0	0.0-0	0	0-0	0-0
Sep 15, 2018	at UAB	3	0	3	0.0-0	0.0-0	0	0-0	0-0
Sep 22, 2018	at Ohio State	3	6	9	2.5-7	1.0-5	0	0-0	0-0
Sep 28, 2018	MEMPHIS	3	0	3	2.0-13	2.0-13	0	0-0	0-0
Oct 6, 2018	at Cincinnati	0	5	5	0.0-0	0.0-0	0	0-0	0-0
Oct 20, 2018	SMU	1	3	4	0.0-0	0.0-0	0	0-0	0-0
Oct 27, 2018	at Tulsa	2	4	6	0.0-0	0.0-0	0	0-0	0-0
Nov 03, 2018	at USF	0	0	0	0.0-0	0.0-0	0	0-0	0-0
Nov 24, 2018	NAVY	0	0	0	0.0-0	0.0-0	0	0-0	0-0
Dec 15, 2018	ULL (Cure Bowl)	2	1	3	1.5-8	1.0-6	0	0-0	0-0

2019

Aug. 29, 2019	FIU	1	2	3	1.0-1	0.0-0	0	1-0	0-0
Sep 7, 2019	at Auburn	4	1	5	1.0-1	0.0-0	0	0-0	0-0
Sep 14, 2019	MISSOURI STATE	3	0	3	0.0-0	0.0-0	0	0-0	0-0
Sep 19, 2019	HOUSTON	2	1	3	0.5-1	0.5-1	0	0-0	0-0

SAMPLE'S CAREER HIGHS

Tackles	9 at Ohio State, 9/22/18
Tackles for Loss	2.5 at Ohio State, 9/22/18
Sacks	2 vs. Memphis, 9/28/18
Pass Breakups	1, 2x, last vs. SMU, 10/20/18

22 TYJAE SPEARS

RB • Fr. • 5-10 • 190

Ponchatoula, La. (Ponchatoula)

SPEARS' CAREER RUSHING STATISTICS

YEAR	G	ATT	YDS	TD	LG	YD/C	YD/G
2019	3	10	101	1	52	10.1	33.7
TOTAL	3	10	101	1	52	10.1	33.7

SPEARS' CAREER RECEIVING STATISTICS

YEAR	G	REC	YDS	TD	LG	REC/G	AVG/C	AVG/G
2019	3	1	88	1	88	0.3	88.0	29.3
TOTAL	3	1	88	1	88	0.3	88.0	29.3

SPEARS' CAREER GAME-BY-GAME STATS

Date	Opponent	Rushing				Receiving			
		Att	Yds	TD	LG	Rec	Yds	TD	LG
2019									
Aug. 29, 2019	FIU	2	12	0	6	0	0	0	0
Sep 14, 2019	MISSOURI STATE	8	89	1	52	1	88	1	88
Sep 19, 2019	HOUSTON	0	0	0	0	0	0	0	0

30 ALFRED THOMAS

DE • So. • 6-2 • 290

Montgomery, Ala. (Sidney Lanier)

THOMAS' CAREER DEFENSIVE STATISTICS

YR	G	UA	A	TTL	TFL	YDS	PD	FF	FR	BLK	QBH
2018	7	2	5	7	0.0	0	0	0	0	0	0
2019	3	2	2	3	0.0	0	0	0	0	0	0
TOTAL	10	4	6	10	0.0	0	0	0	0	0	0

THOMAS' CAREER GAME-BY-GAME STATS

Date	Opp.	UT	AT	TT	TFL-Yds	Sk-Yds	FF	FR	Int
2018									
Aug. 30, 2018	WAKE FOREST	0	1	1	0.0-0	0.0-0	0	0-0	0-0
Sep 8, 2018	NICHOLLS	0	0	0	0.0-0	0.0-0	0	0-0	0-0
Sep 15, 2018	at UAB	0	0	0	0.0-0	0.0-0	0	0-0	0-0
Sep 22, 2018	at Ohio State	0	1	1	0.0-0	0.0-0	0	0-0	0-0
Nov. 15, 2018	AT HOUSTON	1	0	1	0.0-0	0.0-0	0	0-0	0-0
Nov. 24, 2018	NAVY	1	1	2	0.0-0	0.0-0	0	0-0	0-0

2019

Sep 7, 2019	at Auburn	1	1	2	0.0-0	0.0-0	0	0-0	0-0
Sep 14, 2019	MISSOURI STATE	1	0	1	0.0-0	0.0-0	0	0-0	0-0
Sep 19, 2019	HOUSTON	0	0	0	0.0-0	0.0-0	0	0-0	0-0

THOMAS' CAREER HIGHS

Tackles	2 vs. Navy, 11/24/18
---------	----------------------

82 JAETAVIAN TOLES

WR • So. • 6-0 • 185

Stratford, Texas (Stratford)

TOLES' CAREER RECEIVING STATISTICS

RECEIVING G	REC	YDS	TD	LG	REC/G	AVG/C	AVG/G	
2017	8	1	5	0	5	0.1	5.0	0.6
2018	11	7	74	1	26	0.6	10.6	6.7
2019	4	5	67	0	19	1.3	13.4	16.8
TOTAL	23	13	146	1	26	0.6	11.2	6.3

TOLES' CAREER GAME-BY-GAME STATS

Date	Opponent	Rushing				Receiving			
		Att	Yds	TD	LG	Rec	Yds	TD	LG
2017									
Sep 02, 2017	GRAMBLING	0	0	0	0	0	0	0	0
Sep 16, 2017	at Oklahoma	0	0	0	0	0	0	0	0
Sep 23, 2017	ARMY WEST POINT	0	0	0	0	0	0	0	0
Oct 07, 2017	TULSA	1	1	0	1	0	0	0	0
Oct 14, 2017	at FIU	0	0	0	0	0	0	0	0
Oct 21, 2017	USF	0	0	0	0	0	0	0	0
Oct 27, 2017	at Memphis	0	0	0	0	1	5	0	5
Nov 18, 2017	HOUSTON	0	0	0	0	0	0	0	0

2018

Aug. 30, 2018	WAKE FOREST	0	0	0	0	0	0	0	0
Sep 8, 2018	NICHOLLS	0	0	0	0	2	13	0	13
Sep 15, 2018	at UAB	0	0	0	0	1	6	0	6
Sep 22, 2018	at Ohio State	0	0	0	0	1	12	0	12
Sep 28, 2018	MEMPHIS	0	0	0	0	1	7	0	7
Oct 20, 2018	SMU	0	0	0	0	0	0	0	0
Oct 20, 2018	ECU	0	0	0	0	0	0	0	0
Nov 15, 2018	at Houston	0	0	0	0	1	10	0	10
Nov 24, 2018	NAVY	0	0	0	0	1	26	1	26
Dec 15, 2018	ULL	0	0	0	0	0	0	0	0

2019

Aug. 29, 2019	FIU	0	0	0	0	1	11	0	11
Sep 7, 2019	at Auburn	0	0	0	0	1	19	0	19
Sep 14, 2019	MISSOURI STATE	0	0	0	0	1	19	0	19
Sep 19, 2019	HOUSTON	0	0	0	0	2	18	0	11

TOLES' CAREER HIGHS

Receptions	2, 2x, last vs. Houston, 9/19/19
Touchdowns	1 vs. Navy, 11/24/18
Receiving yards	26 vs. Navy, 11/24/18
Long	26 vs. Navy, 11/24/18

46 WILL WALLACE

TE • RSo. • 6-4 • 245

Natchez, Miss. (Cathedral HS)

WALLACE'S CAREER RECEIVING STATISTICS

YEAR	G	REC	YDS	TD	LG	REC/GAVG/C	CAVG/G	
2018	11	3	16	0	9	0.3	5.3	1.5
2019	4	2	22	0	15	0.5	11.0	5.5
TOTAL	15	5	38	0	15	0.3	7.6	2.5

WALLACE'S CAREER GAME-BY-GAME STATS

Date	Opponent	Rushing				Receiving			
		Att	Yds	TD	LG	Rec	Yds	TD	LG
2018									
8/31/2018	WAKE FOREST	0	0	0	0	0	0	0	0
Sep 8, 2018	NICHOLLS	0	0	0	0	0	0	0	0
Sep 15, 2018	at UAB	0	0	0	0	0	0	0	0
Sep 22, 2018	at Ohio State	0	0	0	0	0	0	0	0
Sep 28, 2018	MEMPHIS	0	0	0	0	0	0	0	0
Oct 27, 2018	at Tulsa	0	0	0	0	0	0	0	0
Nov 03, 2018	at USF	0	0	0	0	0	0	0	0
Nov 10, 2018	ECU	0	0	0	0	1	2	0	2

Nov 15, 2018	at Houston	0	0	0	0	0	0	0	0
Nov 24, 2018	NAVY	0	0	0	0	0	0	0	0
Dec 15, 2018	ULL	0	0	0	0	2	14	0	9

2019

Aug. 29, 2019	FIU	0	0	0	0	0	0	0	0
Sep 7, 2019	at Auburn	0	0	0	0	0	0	0	0
Sep 14, 2019	MISSOURI STATE	0	0	0	0	2	22	0	15
Sep 19, 2019	HOUSTON	0	0	0	0	0	0	0	0

WALLACE'S CAREER HIGHS

Receptions	2, 2x, last vs. Missouri State, 9/14/19
Yards	22 vs. Missouri State, 9/14/19
Long	15 vs. Missouri State, 9/14/19

48 DE'ANDRE WILLIAMS

NT • RJr. • 6-3 • 290

Baton Rouge, La. (Scotlandville Mangnet)

WILLIAMS' CAREER STATISTICS

YR	G	UA	A	TTL	TFL	YDS	PD	FF	FR	BLK	QBH
2017	12	2	4	6	0.0	0	0	0	1	0	0
2018	13	21	17	38	3.5	15	0	0	0	0	0
2019	4	9	7	16	0	0	0	0	0	0	0
TOTAL	29	32	28	60	3.5	15	0	0	1	0	0

WILLIAMS' CAREER GAME-BY-GAME STATS

Date	Opp.	UT	AT	TT	TFL-Yds	Sk-Yds	FF	FR	Int
2017									
Sep 02, 2017	GRAMBLING	0	1	1	0.0-0	0.0-0	0	0-0	0-0
Sep 09, 2017	at Navy	1	0	1	0.0-0	0.0-0	0	0-0	0-0
Sep 16, 2017	at Oklahoma	0	0	0	0.0-0	0.0-0	0	1-0	0-0
Sep 23, 2017	ARMY WEST POINT	0	3	3	0.0-0	0.0-0	0	0-0	0-0
Oct 07, 2017	TULSA	1	0	1	0.0-0	0.0-0	0	0-0	0-0
Oct 14, 2017	at FIU	0	0	0	0.0-0	0.0-0	0	0-0	0-0
Oct 21, 2017	USF	0	0	0	0.0-0	0.0-0	0	0-0	0-0
Oct 27, 2017	at Memphis	0	0	0	0.0-0	0.0-0	0	0-0	0-0
Nov 04, 2017	CINCINNATI	0	0	0	0.0-0	0.0-0	0	0-0	0-0
Nov 11, 2017	at ECU	0	0	0	0.0-0	0.0-0			



CAREER STATISTICS

Date	Opp.	UT	AT	TT	TFL-Yds	Sk-Yds	FF	FR	Int
Oct 20, 2018	SMU	0	0	0	0.0-0	0.0-0	0	0-0	0-0
Oct 27, 2018	at Tulsa	1	1	2	0.0-0	0.0-0	0	0-0	0-0
Nov 03, 2018	at USF	1	4	5	1.5-8	1.5-8	0	0-0	0-0
Nov 10, 2018	ECU	3	0	3	1.0-7	1.0-7	0	0-0	0-0
Nov 15, 2018	at Houston	4	0	4	1.0-2	0.0-0	0	0-0	0-0
Nov 24, 2018	NAVY	3	2	5	0.0-0	0.0-0	0	0-0	0-0
Dec 15, 2018	ULL	1	0	1	0.0-0	0.0-0	0	0-0	0-0

2019

Aug. 29, 2019	FIU	2	3	5	0.0-0	0.0-0	0	0-0	0-0
Sept. 7, 2019	at Auburn	4	2	6	0.0-0	0.0-0	0	0-0	0-0
Sept. 14, 2019	MISSOURI STATE	0	2	2	0.0-0	0.0-0	0	0-0	0-0
Sept. 19, 2018	HOUSTON	3	0	3	0.0-0	0.0-0	0	0-0	0-0

WILLIAMS' CAREER HIGHS

Tackles	7 at UAB, 9/15/18
Tackles for loss	1.5 at USF, 11/3/18
Sacks	1.5 at USF, 11/3/18
Fumbles Recovered	1 at Oklahoma, 9/16/17

78 DAVON WRIGHT

P/K • Fr. • 6-1 • 290

Donaldsonville, La. (Donaldsonville)

WRIGHT'S CAREER DEFENSIVE STATISTICS

YR	G	UA	A	TTL	TFL	YDS	PD	FF	FR	BLK	QBH
2018	13	6	12	18	2.5	13	0	0	0	0	2
2019	4	1	3	4	0.5	0	0	0	0	0	0
TOTAL	17	7	15	22	3.0	13	0	0	0	0	2

WRIGHT'S CAREER GAME-BY-GAME STATS

Date	Opp.	UT	AT	TT	TFL-Yds	Sk-Yds	FF	FR	Int
Aug. 30 2018	WAKE FOREST	1	1	2	0.0-0	0.0-0	0	0-0	0-0
Sep 8, 2018	NICHOLLS	1	2	3	0.0-0	0.0-0	0	0-0	0-0

SAMPLE'S CAREER GAME-BY-GAME STATS

Date	Opp.	UT	AT	TT	TFL-Yds	Sk-Yds	FF	FR	Int
Sep 15, 2018	at UAB	0	1	1	0.0-0	0.0-0	0	0-0	0-0
Sep 22, 2018	at Ohio State	0	0	0	0.0-0	0.0-0	0	0-0	0-0
Sep 28, 2018	MEMPHIS	0	0	0	0.0-0	0.0-0	0	0-0	0-0
Oct 6, 2018	at Cincinnati	0	5	5	0.5-3	0.5-3	0	0-0	0-0
Oct 20, 2018	SMU	1	0	1	1.0-8	1.0-8	0	0-0	0-0
Oct 27, 2018	at Tulsa	0	0	0	0.0-0	0.0-0	0	0-0	0-0
Nov 03, 2018	at USF	0	1	1	0.0-0	0.0-0	0	0-0	0-0
Nov 10, 2018	ECU	0	1	1	0.0-0	0.0-0	0	0-0	0-0
Nov 15, 2018	at Houston	1	0	1	0.0-0	0.0-0	0	0-0	0-0
Nov 24, 2018	NAVY	0	0	0	0.0-0	0.0-0	0	0-0	0-0
Dec 15, 2018	ULL	2	1	3	1.0-2	1.0-2	0	0-0	0-0

2019

Aug. 29, 2019	FIU	0	1	1	0.0-0	0.0-0	0	0-0	0-0
Sept. 7, 2019	at Auburn	0	1	1	0.5-0	0.0-0	0	0-0	0-0
Sept. 14, 2019	MISSOURI STATE	0	0	0	0.0-0	0.0-0	0	0-0	0-0
Sept. 19, 2019	HOUSTON	1	1	2	0.0-0	0.0-0	0	0-0	0-0

WRIGHT'S CAREER HIGHS

Tackles	5 at Cincinnati, 10/6/18
Sacks	1, 2x, last vs. ULL (Cure Bowl) 12/15/18
Tackles for loss	1, 2x, last vs. ULL (Cure Bowl) 12/15/18

97 RYAN WRIGHT

P/K • So. • 6-3 • 245

San Ramon, Calif. (California HS)

WRIGHT'S CAREER STATISTICS

YEAR	G	NO.	YARDS	LG	AVG
2018	11	45	1978	64	44.0
2019	4	19	769	61	40.5
TOTAL	15	64	2747	64	42.9

WRIGHT'S CAREER GAME-BY-GAME STATS

Date	Opponent	No	Yds	Avg	Long	Blkd	TB	FC	50+I20
Sep 22, 2018	at Ohio State	5	196	39.2	43	0	1	1	0
Sep 28, 2018	MEMPHIS	2	95	47.5	57	0	0	1	1
Oct 6, 2018	at Cincinnati	3	151	50.3	64	0	0	1	1
Oct 20, 2018	SMU	8	386	48.2	60	0	1	3	3
Oct 27, 2018	at Tulsa	4	171	42.8	53	0	1	0	1
Nov 03, 2018	at USF	3	113	37.7	43	0	0	1	0
Nov 10, 2018	ECU	9	386	42.9	59	0	1	7	2
Nov 15, 2018	at Houston	5	238	47.6	55	0	1	3	2
Nov 24, 2018	NAVY	4	159	39.8	53	0	0	1	1
Dec 15, 2018	ULL	2	83	41.5	44	0	0	0	0

2019

Aug. 29, 2019	FIU	4	180	45.0	58	0	1	1	2
Sept. 7, 2019	at Auburn	8	321	40.1	49	0	0	1	0
Sept. 14, 2019	MISSOURI STATE	2	60	30.0	47	0	0	0	0
Sept. 19, 2019	HOUSTON	5	208	41.6	61	0	0	0	2

WRIGHT'S CAREER HIGHS

Punts	9 vs. ECU, 11/10/18
Punt yards	386, 2x, last vs. ECU, 11/10/18
Long punt	64, 2x, last vs. SMU, 10/20/18



Date	Opponent	Score	Att.
Aug 29, 2019	FIU	W 42-14	16361
Sep 07, 2019	at #10 Auburn	L 6-24	85317
Sep 14, 2019	MSU	W 58-6	18746
* Sep 19, 2019	HOUSTON	W 38-31	21032

Record:	Overall	Home	Away	Neutral
All games	3-1	3-0	0-1	0-0
Conference	1-0	1-0	0-0	0-0
Non-Conference	2-1	2-0	0-1	0-0

Rushing	gp	att	gain	loss	net	avg	td	lg	avg/g
BRADWELL, Darius	4	54	265	10	255	4.7	0	25	63.8
McMILLAN, Justin	4	40	279	34	245	6.1	4	26	61.2
DAUPHINE, Corey	4	19	207	5	202	10.6	2	50	50.5
JONES, Amare	4	19	149	12	137	7.2	3	57	34.2
SPEARS, Tyjae	3	10	101	0	101	10.1	1	52	33.7
CARROLL, Cameron	2	13	84	7	77	5.9	0	18	38.5
HUDERSON, Stephon	4	11	65	0	65	5.9	1	16	16.2
BOOKER, Ygenio	3	3	29	0	29	9.7	1	19	9.7
HOWARD, Keon	2	5	8	3	5	1.0	0	3	2.5
HOLL, Josh	1	1	4	0	4	4.0	0	4	4.0
DANIELS, Christian	1	1	1	0	1	1.0	0	1	1.0
Total	4	181	1192	99	1093	6.0	12	57	273.2
Opponents	4	140	654	65	589	4.2	5	35	147.2

Passing	gp	effic	comp-att-int	pct	yds	td	lg	avg/g
McMILLAN, Justin	4	123.84	44-87-2	50.6	610	5	53	152.5
HOWARD, Keon	2	257.77	5-7-0	71.4	116	1	88	58.0
JONES, Amare	4	0.00	0-1-0	0.0	0	0	0	0.0
Total	4	132.40	49-95-2	51.6	726	6	88	181.5
Opponents	4	105.57	68-132-5	51.5	772	5	75	193.0

Receiving	gp	no.	yds	avg	td	lg	avg/g
MOONEY, Darnell	4	13	231	17.8	2	48	57.8
JONES, Amare	4	9	82	9.1	0	20	20.5
MCCLESKEY, Jalen	4	8	140	17.5	2	53	35.0
TOLES, Jaetavian	4	5	67	13.4	0	19	16.8
JAMES, Tyrick	4	4	60	15.0	1	18	15.0
VALLIEN, Jorien	3	3	19	6.3	0	10	6.3
WALLACE, Will	4	2	22	11.0	0	15	5.5
ROBERSTON, Jacob	4	2	-1	-0.5	0	3	-0.2
SPEARS, Tyjae	3	1	88	88.0	1	88	29.3
LEDEE, Kevin	3	1	17	17.0	0	17	5.7
BRADWELL, Darius	4	1	1	1.0	0	1	0.2
Total	4	49	726	14.8	6	88	181.5
Opponents	4	68	772	11.4	5	75	193.0

Field Goals	fg	pct.	01-19	20-29	30-39	40-49	50-99	lg	blk
GLOVER, Merek	4-4	100.0	0-0	1-1	1-1	2-2	0-0	44	0

Scoring	td	fg	PAT				dxp	saf	pts
			kick	rush	rcv	pass			
GLOVER, Merek	-	4-4	16-16	-	-	-	-	-	28
McMILLAN, Justin	4	-	-	-	-	-	-	-	24
JONES, Amare	3	-	-	-	-	-	-	-	18
SPEARS, Tyjae	2	-	-	-	-	-	-	-	12
DAUPHINE, Corey	2	-	-	-	-	-	-	-	12
MCCLESKEY, Jalen	2	-	-	-	-	-	-	-	12
MOONEY, Darnell	2	-	-	-	-	-	-	-	12
BOOKER, Ygenio	1	-	-	-	-	-	-	-	6
JAMES, Tyrick	1	-	-	-	-	-	-	-	6
HALL, P.J.	1	-	-	-	-	-	-	-	6
HUDERSON, Stephon	1	-	-	-	-	-	-	-	6
HARVEY, Randy	-	-	2-3	-	-	-	-	-	2
Total	19	4-4	18-19	-	-	-	-	-	144
Opponents	10	2-4	9-10	-	-	-	-	-	75

Score by Quarters	1st	2nd	3rd	4th	OT	Total
Tulane	27	59	34	24	0	144
Opponents	14	41	14	6	0	75

Team Statistics	TLN	OPP
FIRST DOWNS	89	75
Rushing	57	32
Passing	27	37
Penalty	5	6
RUSHING YARDAGE	1093	589
Rushing Attempts	181	140
Average Per Rush	6.0	4.2
Average Per Game	273.2	147.2
TDs Rushing	12	5
PASSING YARDAGE	726	772
Comp-Att-Int	49-95-2	68-132-5
Average Per Pass	7.6	5.8
Average Per Catch	14.8	11.4
Average Per Game	181.5	193.0
TDs Passing	6	5
TOTAL OFFENSE	1819	1361
Average Per Play	6.6	5.0
Average Per Game	454.8	340.2
KICK RETURNS: #-Yards	7-191	5-81
PUNT RETURNS: #-Yards	6-83	6-61
INT RETURNS: #-Yards	5-65	2-8
FUMBLES-LOST	5-2	7-3
PENALTIES-Yards	39-305	19-170
PUNTS-AVG	19-40.5	24-41.8
TIME OF POSSESSION/Game	30:13	29:47
3RD-DOWN Conversions	19/53	24/58
4TH-DOWN Conversions	4/6	1/3

Interceptions	no.	yds	avg	td	lg
BROOKS, Larry	2	35	17.5	0	28
HALL, P.J.	1	30	30.0	1	30
MONROE, Jaylon	1	0	0.0	0	0
KEYES, Thakarius	1	0	0.0	0	0

Punting	no.	yds	avg	lg	tb	fc	i20	50+	blk
WRIGHT, Ryan	19	769	40.5	61	1	2	8	4	0

Punt Returns	no.	yds	avg	td	lg
JONES, Amare	5	72	14.4	0	36
ROBERSTON, Jacob	1	11	11.0	0	11
Total	6	83	13.8	0	36
Opponents	6	61	10.2	0	22

Kick Returns	no.	yds	avg	td	lg
JONES, Amare	5	167	33.4	0	60
HUDERSON, Stephon	1	15	15.0	0	15
ANDERSON, Nick	1	9	9.0	0	9
Total	7	191	27.3	0	60
Opponents	5	81	16.2	0	26

All Purpose	g	rush	rcv	pr	kr	ir	total	avg/g
JONES, Amare	4	137	82	72	167	0	458	114.5
BRADWELL, Dar	4	255	1	0	0	0	256	64.0
McMILLAN, Justi	4	245	0	0	0	0	245	61.2
MOONEY, Darnell	4	0	231	0	0	0	231	57.8
DAUPHINE, Cor	4	202	0	0	0	0	202	50.5
Total	4	1093	726	83	191	65	2158	539.5
Opponents	4	589	772	61	81	8	1511	377.8

Total Offense	g	plays	rush	pass	total	avg/g
McMILLAN, Justin	4	127	245	610	855	213.8
BRADWELL, Darius	4	54	255	0	255	63.8
DAUPHINE, Corey	4	19	202	0	202	50.5
JONES, Amare	4	20	137	0	137	34.2
HOWARD, Keon	2	12	5	116	121	60.5
Total	4	276	1093	726	1819	454.8
Opponents	4	272	589	772	1361	340.2



Team Statistics	TLN	OPP
SCORING	144	75
Points Per Game	36.0	18.8
Points Off Turnovers	42	14
FIRST DOWNS	89	75
Rushing	57	32
Passing	27	37
Penalty	5	6
RUSHING YARDAGE	1093	589
Yards gained rushing	1192	654
Yards lost rushing	99	65
Rushing Attempts	181	140
Average Per Rush	6.0	4.2
Average Per Game	273.2	147.2
TDs Rushing	12	5
PASSING YARDAGE	726	772
Comp-Att-Int	49-95-2	68-132-5
Average Per Pass	7.6	5.8
Average Per Catch	14.8	11.4
Average Per Game	181.5	193.0
TDs Passing	6	5
TOTAL OFFENSE	1819	1361
Total Plays	276	272
Average Per Play	6.6	5.0
Average Per Game	454.8	340.2
KICK RETURNS: #-Yards	7-191	5-81
PUNT RETURNS: #-Yards	6-83	6-61
INT RETURNS: #-Yards	5-65	2-8
KICK RETURN AVERAGE	27.3	16.2
PUNT RETURN AVERAGE	13.8	10.2
INT RETURN AVERAGE	13.0	4.0
FUMBLES-LOST	5-2	7-3
PENALTIES-Yards	39-305	19-170
Average Per Game	76.2	42.5
PUNTS-Yards	19-769	24-1004
Average Per Punt	40.5	41.8
Net punt average	36.2	37.5
KICKOFFS-Yards	26-1542	16-946
Average Per Kick	59.3	59.1
Net kick average	39.8	34.7
TIME OF POSSESSION/Game	30:13	29:47
3RD-DOWN Conversions	19/53	24/58
3rd-Down Pct	36%	41%
4TH-DOWN Conversions	4/6	1/3
4th-Down Pct	67%	33%
SACKS BY-Yards	8-41	5-33
MISC YARDS	0	0
TOUCHDOWNS SCORED	19	10
FIELD GOALS-ATTEMPTS	4-4	2-4
ON-SIDE KICKS	1-1	0-0
RED-ZONE SCORES	(12-12) 100%	(8-11) 73%
RED-ZONE TOUCHDOWNS	(10-12) 83%	(6-11) 55%
PAT-ATTEMPTS	(18-19) 95%	(9-10) 90%
ATTENDANCE	56139	85317
Games/Avg Per Game	3/18713	1/85317
Neutral Site Games		0/0

Score by Quarters	1st	2nd	3rd	4th	OT	Total
Tulane	27	59	34	24	0	144
Opponents	14	41	14	6	0	75



Rushing	gp	att	gain	loss	net	avg	td	lg	avg/g
BRADWELL, Darius	4	54	265	10	255	4.7	0	25	63.8
McMILLAN, Justin	4	40	279	34	245	6.1	4	26	61.2
DAUPHINE, Corey	4	19	207	5	202	10.6	2	50	50.5
JONES, Amare	4	19	149	12	137	7.2	3	57	34.2
SPEARS, Tyjae	3	10	101	0	101	10.1	1	52	33.7
CARROLL, Cameron	2	13	84	7	77	5.9	0	18	38.5
HUDERSON, Stephon	4	11	65	0	65	5.9	1	16	16.2
BOOKER, Ygenio	3	3	29	0	29	9.7	1	19	9.7
HOWARD, Keon	2	5	8	3	5	1.0	0	3	2.5
HOLL, Josh	1	1	4	0	4	4.0	0	4	4.0
DANIELS, Christian	1	1	1	0	1	1.0	0	1	1.0
AMMONS, Logan	1	1	0	2	-2	-2.0	0	0	-2.0
ZUCKERMAN, Andrew	2	1	0	3	-3	-3.0	0	0	-1.5
TEAM	2	3	0	23	-23	-7.7	0	0	-11.5
Total	4	181	1192	99	1093	6.0	12	57	273.2
Opponents	4	140	654	65	589	4.2	5	35	147.2

Passing	gp	effic	comp-att-int	pct	yds	td	lg	avg/g
McMILLAN, Justin	4	123.84	44-87-2	50.6	610	5	53	152.5
HOWARD, Keon	2	257.77	5-7-0	71.4	116	1	88	58.0
JONES, Amare	4	0.00	0-1-0	0.0	0	0	0	0.0
Total	4	132.40	49-95-2	51.6	726	6	88	181.5
Opponents	4	105.57	68-132-5	51.5	772	5	75	193.0

Receiving	gp	no.	yds	avg	td	lg	avg/g
MOONEY, Darnell	4	13	231	17.8	2	48	57.8
JONES, Amare	4	9	82	9.1	0	20	20.5
MCCLESKEY, Jalen	4	8	140	17.5	2	53	35.0
TOLES, Jaetavian	4	5	67	13.4	0	19	16.8
JAMES, Tyrick	4	4	60	15.0	1	18	15.0
VALLIEN, Jorien	3	3	19	6.3	0	10	6.3
WALLACE, Will	4	2	22	11.0	0	15	5.5
ROBERSTON, Jacob	4	2	-1	-0.5	0	3	-0.2
SPEARS, Tyjae	3	1	88	88.0	1	88	29.3
LEDEE, Kevin	3	1	17	17.0	0	17	5.7
BRADWELL, Darius	4	1	1	1.0	0	1	0.2
Total	4	49	726	14.8	6	88	181.5
Opponents	4	68	772	11.4	5	75	193.0

Punt Returns	no.	yds	avg	td	lg
JONES, Amare	5	72	14.4	0	36
ROBERSTON, Jacob	1	11	11.0	0	11
Total	6	83	13.8	0	36
Opponents	6	61	10.2	0	22

Interceptions	no.	yds	avg	td	lg
BROOKS, Larry	2	35	17.5	0	28
MONROE, Jaylon	1	0	0.0	0	0
KEYES, Thakarius	1	0	0.0	0	0
HALL, P.J.	1	30	30.0	1	30
Total	5	65	13.0	1	30
Opponents	2	8	4.0	0	8

Kick Returns	no.	yds	avg	td	lg
JONES, Amare	5	167	33.4	0	60
HUDERSON, Stephon	1	15	15.0	0	15
ANDERSON, Nick	1	9	9.0	0	9
Total	7	191	27.3	0	60
Opponents	5	81	16.2	0	26

Fumble Returns	no.	yds	avg	td	lg
Total	0	0	0.0	0	0
Opponents	0	0	0.0	0	0

Punting	no.	yds	avg	lg	tb	fc	i20	50+	blk
WRIGHT, Ryan	19	769	40.5	61	1	2	8	4	0
Total	19	769	40.5	61	1	2	8	4	0
Opponents	24	1004	41.8	57	1	8	7	6	0

Kickoffs	no.	yds	avg	tb	ob	retn	net	ydln
GLOVER, Merek	19	1154	60.7	14	0			
STOCKWELL, Sterling	6	330	55.0	3	0			
GLOVER, Casey	1	58	58.0	0	0			
Total	26	1542	59.3	17	0	16.2	39.8	25
Opponents	16	946	59.1	8	0	27.3	34.7	30

Field Goals	fg	pct.	01-19	20-29	30-39	40-49	50-99	lg	blk
GLOVER, Merek	4-4	100.0	0-0	1-1	1-1	2-2	0-0	44	0

FG Sequence	Tulane	Opponents
FIU	-	-
Auburn	(44),(32)	(22)
MSU	(23)	-
Houston	(44)	31,48,(24)

Numbers in (parentheses) indicate field goal was made.





##	Defensive Leaders	gp	Tackles			tfl/yds	Sacks	Pass defense			Fumbles	blkd	
			ua	a	tot		no-yds	int-yds	brup	qbh	rcv-yds	ff	kick
28	MOODY, Marvin	4	10	9	19	0.5-1	.	.	2	2	.	.	.
36	KUERSCHEN, Chase	4	14	3	17	1	.	.
35	GRAHAM, Lawrence	3	9	6	15	2.0-6	0.5-0	.	1	.	1	.	.
48	Williams, DeAndre	4	9	6	15
2	HALL, P.J.	4	13	1	14	2.0-3	.	1-30	.	.	1	.	.
5	SAMPLE, Cameron	4	10	4	14	2.5-3	0.5-1	.	1	1	1-0	.	.
26	KEYES, Thakarius	4	9	3	12	.	.	1-0	2
25	HARPER, Will	4	8	3	11	2.0-2
45	LAWAL, Malik	4	8	2	10	1.0-8	1.0-8	.	.	1	.	.	.
77	JOHNSON, Jeffery	4	6	3	9	1-0	.	.
40	ANDERSON, Nick	4	7	2	9	1.0-2	1.0-2	.	1	1	.	.	.
7	JOHNSON, Patrick	4	8	1	9	3.0-13	2.0-12
9	MONROE, Jaylon	4	8	1	9	.	.	1-0	1	.	.	1	.
31	BROOKS, Larry	4	6	2	8	.	.	2-35	3
37	CLARK, Macon	4	4	3	7	.	.	.	1
55	HINTON, Mike	4	3	3	6	1.0-4	.	.	.	1	.	.	.
21	JOYCE, Chris	4	6	.	6	.	.	.	1	.	1-0	1	.
93	JAMES, Jamiran	3	4	1	5	1.0-1
90	WRIGHT, Davon	4	1	3	4	0.5-0
44	MONJARRES, Juan	4	4	.	4	2.0-5	.	.	1
8	LANGHAM, Willie	4	3	.	3	1.0-9	1.0-9	.	2
29	BROWN, Quentin	1	.	3	3
38	VAULT, KJ	3	3	.	3	1.0-6	1.0-6
99	THOMAS, Alfred	3	2	1	3
33	BARGE, Tiris	4	2	1	3	0.5-3
27	BOOKER, Ygenio	3	2	.	2
6	DAUPHINE, Corey	4	2	.	2
53	McLEOD, Keyshawn	4	1	.	1
24	WILLIAMS, Dorian	4	.	1	1
42	SINGLETARY, Torri	1	1	.	1	1.0-2
54	HATCHER, Carlos	2	.	1	1
60	EATHERLY, Geron	4	1	.	1	1	.	.
72	THOMAS, Caleb	1	1	.	1
6B	BRYANT, Larry	4	1	.	1	.	.	.	1
73	ZEIGLER, Dane	1	.	1	1
19	HARRISON, Kiland	1	1	.	1	.	.	.	1
91	SEIDEN, Noah	2	1	.	1



TEAM STATISTICS

Date	Opponent	Rushing				Receiving				Passing				Kick Returns				Punt Returns				tot off
		no.	yds	td	lg	no.	yds	td	lg	cmp-att-int	yds	td	lg	no.	yds	td	lg	no.	yds	td	lg	
Aug 29	FIU	49	350	4	50	15	195	2	42	15-19-0	195	2	42	1	29	0	29	0	0	0	0	545
Sep 07	at Auburn	30	120	0	24	10	103	0	22	10-34-1	103	0	22	0	0	0	0	2	48	0	36	223
Sep 14	MSU	52	298	6	57	17	242	1	88	17-22-1	242	1	88	2	75	0	60	2	21	0	19	540
Sep 19	HOUSTON	50	325	2	35	7	186	3	53	7-20-0	186	3	53	4	87	0	41	2	14	0	11	511
Tulane		181	1093	12	57	49	726	6	88	49-95-2	726	6	88	7	191	0	60	6	83	0	36	1819
		140	589	5	35	68	772	5	75	68-132-5	772	5	75	5	81	0	26	6	61	0	22	1361

Games: 4 • Avg/rush: 6.0 • Avg/catch: 14.8 • Pass effic: 132.40 • KR avg: 27.3 • PR avg: 13.8 • All purpose avg/game: 539.5 • Total offense avg/gm: 454.8

Date	Opponent	Tackles				Sacks no-yds	Fumble		Pass Defense			blkd kick	PAT Attempts			off		
		ua	a	total	tfl-yds		ff	fr-yds	int-yds	qbh	brup		kick	rush	rcv	saf	t/o	pts
Aug 29	FIU	30	26	56	4.0-17	3.0-15	0	1-0	1-0	4	7	0	6-6	0	0	0	14	42
Sep 07	at Auburn	53	14	67	5.0-13	0.0-0	4	2-0	0-0	2	3	0	0-0	0	0	0	0	6
Sep 14	MSU	32	12	44	6.0-22	2.0-14	0	0-0	3-65	0	6	1	7-8	0	0	0	21	58
Sep 19	HOUSTON	53	12	65	7.0-16	3.0-9	1	0-0	1-0	0	3	0	5-5	0	0	0	7	38
Tulane		168	64	232	22.0-68	7.0-38	5	3-0	5-65	6	19	1	18-19	0	0	0	42	144
		182	64	246	19.0-63	5.0-33	3	2-0	2-8	4	6	0	9-10	0	0	0	14	75

Date	Opponent	Punting						Field Goals				Kickoffs						
		no.	yds	avg	long	blkd	tb	fc	50+	i20	md-att	long	blkd	no.	yds	avg	tb	ob
Aug 29	FIU	4	180	45.0	58	0	1	1	2	2	0-0	0	0	7	368	52.6	2	0
Sep 07	at Auburn	8	321	40.1	49	0	0	1	0	3	2-2	44	0	3	180	60.0	2	0
Sep 14	MSU	2	60	30.0	47	0	0	0	0	1	1-1	23	0	9	553	61.4	7	0
Sep 19	HOUSTON	5	208	41.6	61	0	0	0	2	2	1-1	44	0	7	441	63.0	6	0
Tulane		19	769	40.5	61	0	1	2	4	8	4-4	44	0	26	1542	59.3	17	0
		24	1004	41.8	57	0	1	8	6	7	2-4	24	0	16	946	59.1	8	0

OPPONENT STATISTICS

Date	Opponent	Rushing				Receiving				Passing				Kick Returns				Punt Returns				tot off
		no.	yds	td	lg	no.	yds	td	lg	cmp-att-int	yds	td	lg	no.	yds	td	lg	no.	yds	td	lg	
Aug 29	FIU	26	59	1	12	19	208	1	35	19-34-1	208	1	35	2	25	0	21	0	0	0	0	267
Sep 07	at Auburn	45	172	2	24	19	207	1	40	19-37-0	207	1	40	1	16	0	16	3	50	0	22	379
Sep 14	MSU	23	54	0	25	14	128	1	37	14-28-3	128	1	37	1	14	0	14	1	-1	0	0	182
Sep 19	HOUSTON	46	304	2	35	16	229	2	75	16-33-1	229	2	75	1	26	0	26	2	12	0	12	533
Opponents		140	589	5	35	68	772	5	75	68-132-5	772	5	75	5	81	0	26	6	61	0	22	1361
		181	1093	12	57	49	726	6	88	49-95-2	726	6	88	7	191	0	60	6	83	0	36	1819

Games: 4 • Avg/rush: 4.2 • Avg/catch: 11.4 • Pass effic: 105.57 • KR avg: 16.2 • PR avg: 10.2 • All purpose avg/game: 377.8 • Total offense avg/gm: 340.2

Date	Opponent	Tackles				Sacks no-yds	Fumble		Pass Defense			blkd kick	PAT Attempts			off				
		ua	a	total	tfl-yds		ff	fr-yds	int-yds	qbh	brup		kick	rush	rcv	saf	t/o	pts		
Aug 29	FIU	47	22	69	4.0-24	1.0-17	1	1-0	0-0	0	2	0	2-2	0	0	0	0	0	0	14
Sep 07	at Auburn	30	16	46	5.0-9	0.0-0	1	0-0	1-0	4	2	0	3-3	0	0	0	0	7	24	
Sep 14	MSU	56	14	70	5.0-13	0.0-0	0	0-0	1-8	0	0	0	0-1	0	0	0	0	0	6	
Sep 19	HOUSTON	49	12	61	5.0-17	4.0-16	1	1-0	0-0	0	2	0	4-4	0	0	0	0	7	31	
Opponents		182	64	246	19.0-63	5.0-33	3	2-0	2-8	4	6	0	9-10	0	0	0	0	14	75	
		168	64	232	22.0-68	7.0-38	5	3-0	5-65	6	19	1	18-19	0	0	0	0	42	144	

Date	Opponent	Punting						Field Goals				Kickoffs						
		no.	yds	avg	long	blkd	tb	fc	50+	i20	md-att	long	blkd	no.	yds	avg	tb	ob
Aug 29	FIU	6	238	39.7	57	0	1	2	2	1	0-0	0	0	3	155	51.7	1	0
Sep 07	at Auburn	6	263	43.8	49	0	0	3	0	0	1-1	22	0	5	325	65.0	5	0
Sep 14	MSU	8	322	40.2	54	0	0	3	2	3	0-0	0	0	2	109	54.5	0	0
Sep 19	HOUSTON	4	181	45.2	57	0	0	0	2	3	1-3	24	0	6	357	59.5	2	0
Opponents		24	1004	41.8	57	0	1	8	6	7	2-4	24	0	16	946	59.1	8	0
		19	769	40.5	61	0	1	2	4	8	4-4	44	0	26	1542	59.3	17	0



INDIVIDUAL GAME HIGHS

Rushes	20	BRADWELL, Darius vs Houston (Sep 19, 2019)
Yards Rushing	113	BRADWELL, Darius vs Houston (Sep 19, 2019)
TD Rushes	2	DAUPHINE, Corey vs FIU (Aug 29, 2019)
	2	JONES, Amare vs MSU (Sep 14, 2019)
	2	McMILLAN, Justin vs MSU (Sep 14, 2019)
Long Rush	57	JONES, Amare vs MSU (Sep 14, 2019)
Pass attempts	33	McMILLAN, Justin at Auburn (Sep 07, 2019)
Pass completions	14	McMILLAN, Justin vs FIU (Aug 29, 2019)
Yards Passing	199	McMILLAN, Justin vs FIU (Aug 29, 2019)
TD Passes	3	McMILLAN, Justin vs Houston (Sep 19, 2019)
Long Pass	88	HOWARD, Keon vs MSU (Sep 14, 2019)
Receptions	5	MOONEY, Darnell vs MSU (Sep 14, 2019)
Yards Receiving	120	MCCLESKEY, Jalen vs Houston (Sep 19, 2019)
TD Receptions	2	MCCLESKEY, Jalen vs Houston (Sep 19, 2019)
Long Reception	88	SPEARS, Tyjae vs MSU (Sep 14, 2019)
Field Goals	2	GLOVER, Merek at Auburn (Sep 07, 2019)
Long Field Goal	44	GLOVER, Merek at Auburn (Sep 07, 2019)
	44	GLOVER, Merek vs Houston (Sep 19, 2019)
Punts	8	WRIGHT, Ryan at Auburn (Sep 07, 2019)
Punting Avg	45.0	WRIGHT, Ryan vs FIU (Aug 29, 2019)
Long Punt	61	WRIGHT, Ryan vs Houston (Sep 19, 2019)
Punts inside 20	3	WRIGHT, Ryan at Auburn (Sep 07, 2019)
Long Punt Return	36	JONES, Amare at Auburn (Sep 07, 2019)
Long Kickoff Return	60	JONES, Amare vs MSU (Sep 14, 2019)
Tackles	7	MOODY, Marvin vs FIU (Aug 29, 2019)
	7	MOODY, Marvin at Auburn (Sep 07, 2019)
	7	KUERSCHEN, Chase at Auburn (Sep 07, 2019)
	7	GRAHAM, Lawrence vs Houston (Sep 19, 2019)
Sacks	1.0	JOHNSON, Patrick vs FIU (Aug 29, 2019)
	1.0	LANGHAM, Willie vs FIU (Aug 29, 2019)
	1.0	LAWAL, Malik vs MSU (Sep 14, 2019)
	1.0	VAULT, KJ vs MSU (Sep 14, 2019)
	1.0	JOHNSON, Patrick vs Houston (Sep 19, 2019)
	1.0	ANDERSON, Nick vs Houston (Sep 19, 2019)
Tackles For Loss	2.0	JOHNSON, Patrick vs Houston (Sep 19, 2019)
Interceptions	2	BROOKS, Larry vs MSU (Sep 14, 2019)



TEAM GAME HIGHS

Rushes	52	vs MSU (Sep 14, 2019)
Yards Rushing	350	vs FIU (Aug 29, 2019)
Yards Per Rush	7.1	vs FIU (Aug 29, 2019)
TD Rushes	6	vs MSU (Sep 14, 2019)
Pass attempts	34	at Auburn (Sep 07, 2019)
Pass completions	17	vs MSU (Sep 14, 2019)
Yards Passing	242	vs MSU (Sep 14, 2019)
Yards Per Pass	11.0	vs MSU (Sep 14, 2019)
TD Passes	3	vs Houston (Sep 19, 2019)
Total Plays	74	vs MSU (Sep 14, 2019)
Total Offense	545	vs FIU (Aug 29, 2019)
Yards Per Play	8.0	vs FIU (Aug 29, 2019)
Points	58	vs MSU (Sep 14, 2019)
Sacks By	3	vs FIU (Aug 29, 2019)
	3	vs Houston (Sep 19, 2019)
First Downs	28	vs FIU (Aug 29, 2019)
Penalties	12	vs FIU (Aug 29, 2019)
	12	vs Houston (Sep 19, 2019)
Penalty Yards	103	vs FIU (Aug 29, 2019)
Turnovers	1	vs FIU (Aug 29, 2019)
	1	at Auburn (Sep 07, 2019)
	1	vs MSU (Sep 14, 2019)
	1	vs Houston (Sep 19, 2019)
Interceptions By	3	vs MSU (Sep 14, 2019)
Punts	8	at Auburn (Sep 07, 2019)
Punting Avg	45.0	vs FIU (Aug 29, 2019)
Long Punt	61	vs Houston (Sep 19, 2019)
Punts inside 20	3	at Auburn (Sep 07, 2019)
Long Punt Return	36	at Auburn (Sep 07, 2019)



BIG PLAYS (SCRIMMAGE PLAYS THAT GAINED AT LEAST 20 YARDS)

TEAM TOTALS	RUSH (TDS)	PASS (TDS)
Tulane	13 (4)	9 (5)
Opponents	5 (1)	11 (3)

TULANE

YARDS	PLAY	OPP.	QTR	DESCRIPTION
25	Run	FIU	1st	Bradwell run
23	Pass	FIU	1st	McMillan pass to Mooney
20	Pass	FIU	2nd	McMillan pass to A. Jones
22	Run	FIU	2nd	Bradwell run
42	Pass	FIU	3rd	McMillan pass to Mooney for touchdown
50	Run	FIU	3rd	Dauphine run for touchdown
22	Pass	Auburn	3rd	McMillan pass to Mooney
24	Run	Auburn	4th	Dauphine run
57	Run	MSU	2nd	Jones run for touchdown
30	Run	MSU	2nd	Hall interception, 30-yd touchdown return
88	Pass	MSU	3rd	Howard pass to Spears for touchdown
28	Run	MSU	3rd	Brooks interception, 28-yd return
22	Run	MSU	4th	Spears run
52	Run	MSU	4th	Spears run for touchdown
38	Pass	Houston	1st	McMillan pass to McCleskey for touchdown
25	Run	Houston	2nd	Bradwell run
48	Pass	Houston	3rd	McMillan pass to Mooney for touchdown
26	Run	Houston	3rd	McMillan run
27	Pass	Houston	3rd	McMillan pass to McCleskey
35	Run	Houston	3rd	Dauphine run
32	Run	Houston	4th	A. Jones run
53	Pass	Houston	4th	McMillan pass to McCleskey for touchdown

OPPONENTS

YARDS	PLAY	OPP.	QTR	DESCRIPTION
35	Pass	FIU	3rd	Morgan pass to Maloney
35	Pass	FIU	4th	Morgan pass to Palmer
25	Pass	Auburn	2nd	Nix pass to Whitlow
31	Pass	Auburn	2nd	Nix pass to Hastings for touchdown
40	Pass	Auburn	2nd	Nix pass to Williams
24	Run	Auburn	4th	Whitlow run
25	Run	MSU	2nd	Vick run
37	Pass	MSU	2nd	Huslig pass to Daniels
20	Pass	MSU	3rd	Huslig pass to Currie
75	Pass	Houston	1st	King pass to Stevenson for touchdown
22	Pass	Houston	1st	King pass to Bradley
34	Run	Houston	1st	Marq run
30	Run	Houston	2nd	Porter run
28	Pass	Houston	2nd	King pass to Corbin for touchdown
35	Run	Houston	2nd	King run for touchdown
20	Pass	Houston	3rd	King pass to Stevenson



GAME-BY-GAME STARTERS

OFFENSE

	FIU	AUB	MIS	HOU	ARMY	UCONN	MEM	NAVY	TLS	TEM	UCF	SMU
QB	McMillan	McMillan	McMillan	McMillan								
RB	Bradwell	McCleskey	Sample	Dauphine								
WR	Mooney	Mooney	Mooney	Mooney								
WR	McCleskey	Toles	McCleskey	McCleskey								
WR	A. Jones	A. Jones	A. Jones	A. Jones								
TE	T. James	T. James	T. James	Wallace								
LT	T. Johnson	Knutson	Claybrook	Claybrook								
LG	Dublin	Dublin	Dublin	Dublin								
C	Montano	Montano	Montano	Montano								
RG	McLeod	McLeod	Jackel	Knutson								
RT	Claybrook	Claybrook	McLeod	McLeod								

DEFENSE

	FIU	AUB	MIS	HOU	ARMY	UCONN	MEM	NAVY	TLS	TEM	UCF	SMU
Joker	P. Johnson	P. Johnson	P. Johnson	P. Johnson								
DE	Sample	Sample	Sample	Sample								
NT	Wright	J. Johnson	J. Johnson	J. Johnson								
DE	Harper	Harper	Harper	Harper								
LB	Moody	Moody	Moody	Moody								
LB	Graham	Graham	Anderson	Graham								
LB	D. Williams	D. Williams	D. Williams	D. Williams								
CB	Monroe	Monroe	Monroe	Monroe								
CB	Keyes	Keyes	Keyes	Keyes								
S	Hall	Hall	Hall	Hall								
S	Kuerschen	Kuerschen	Kuerschen	Kuerschen								

GAME CAPTAINS

	FIU	AUB	MIS	HOU	ARMY	UCONN	MEM	NAVY	TLS	TEM	UCF	SMU
	P. Johnson	Eatherly	McMillan	McCleskey								
	Graham	McLeod	Bryant	Lawal								
	Mooney	W. Harper	Harvey	Dublin								
	Bradwell	Keyes	Dauphine	Hinton								

FLAG CARRIERS

	FIU	AUB	MIS	HOU	ARMY	UCONN	MEM	NAVY	TLS	TEM	UCF	SMU
NOLA	Dublin	J. James	McCleskey	D. Williams								
P6	McLeod	A. Jones	Hudson	Howard								
18	Robertson	Bryant	Booker	Brooks								



SCORING DRIVES

TULANE

OPP.	PLAYS	YDS	TIME	TYPE	QTR/TIME	START	SCORING PLAY
FIU	7	70	3:25	TD	1st/5:34	T30	James 18-yd catch
FIU	8	59	3:03	TD	2nd/14:54	T41	A. Jones 7-yd run
FIU	7	80	2:58	TD	2nd/10:05	T20	Dauphine 14-yd run
FIU	3	25	0:43	TD	2nd/0:28	F25	McMillan 17-yd run
FIU	6	70	2:38	TD	3rd/10:04	T30	Mooney 42-yd catch
FIU	1	50	0:12	TD	3rd/7:57	T50	Dauphine 50-yd run
Auburn	9	48	3:17	FG	1st/10:13	T25	Glover 44-yd FG
Auburn	8	40	2:00	FG	2nd/0:40	T46	Glover 42-yd FG
MSU	8	32	3:23	FG	1st/11:37	M38	Glover 23-yd FG
MSU	11	64	5:28	TD	1st/4:37	T36	Jones 3-yd run
MSU	8	62	2:34	TD	2nd/14:42	M42	Jones 57-yd run
MSU	3	0	0:54	TD	2nd/11:49	M19	Hall 30-yd interception
MSU	8	66	2:47	TD	2nd/6:58	T34	McMillan 4-yd run
MSU	7	51	3:24	TD	2nd/2:02	T49	McMillan 1-yd run
MSU	1	88	0:15	TD	3rd/5:58	T12	Spears catch, 88-yd run
MSU	3	13	1:10	TD	3rd/2:21	M13	Booker 3-yd run
MSU	2	53	0:59	TD	4th/3:15	T47	Spears 52-yd run
Houston	5	48	2:08	TD	1st/7:24	H48	McCleskey 38-yd catch
Houston	9	75	3:05	TD	2nd/10:11	T25	Hudson 9-yd run
Houston	5	59	1:58	TD	3rd/12:53	T41	Mooney 48-yd catch
Houston	10	93	4:19	TD	4th/14:22	H20	McMillan 15-yd run
Houston	10	42	4:22	FG	4th/6:10	T31	Glover 44-yd FG
Houston	2	71	0:15	TD	4th/0:03	T29	McCleskey 53-yd catch

OPPONENTS

OPP.	PLAYS	YDS	TIME	TYPE	QTR/TIME	START	SCORING PLAY
FIU	13	75	6:15	TD	2nd/3:50	F25	A. Jones 1-yd run
FIU	7	75	3:13	TD	3rd/4:44	F25	Thornton 17-yd catch
Auburn	5	66	1:48	TD	2nd/12:54	A34	Hastings 31-yd catch
Auburn	7	58	2:11	TD	2nd/9:37	A42	Stove 4-yd run
Auburn	11	82	5:20	TD	3rd/1:51	A18	Whitlow 14-yd run
Auburn	10	59	3:44	FG	4th/12:36	A27	Carlson 22-yd FG
MSU	5	75	2:04	TD	2nd/9:51	M25	Frost 11-yd catch
Houston	1	75	0:14	TD	1st/14:46	H25	Stevenson 75-yd catch
Houston	10	75	3:59	TD	1st/3:25	H25	Porter 1-yd run
Houston	3	75	0:40	TD	2nd/14:35	H42	Corbin 28-yd catch
Houston	3	35	0:20	TD	2nd/13:16	T35	King 35-yd run
Houston	16	68	5:49	FG	4th/0:21	H25	Witherspoon 24-yd FG



Game 1 • Tulane 42, FIU 14

Yulman Stadium • New Orleans
Aug. 29, 2019 • 16,361 Attendance

Game 2 • Auburn 24, Tulane 6

Jordan-Hare Stadium • Auburn, Ala.
Sept. 7, 2019 • 85,317 Attendance

NEW ORLEANS – The Tulane football team built an early advantage behind four first-half touchdowns and racked up 545 yards of offense en route to a 42-14 season-opening victory over FIU at Yulman Stadium.

Tulane (1-0) quarterback Justin McMillan accounted for three touchdowns – two through the air and one on the ground – while completing 14 of 18 passes for 199 yards and rushing for 51 more. Running back Corey Dauphine touched the ball three times and ran for 76 yards and two scores.

The Green Wave outgained FIU (0-1) on the ground by a 350-59 margin, as the defense surrendered just 267 total yards to the Panthers.

Running back Darius Bradwell led the Wave with 90 rushing yards on 13 carries, while wide receiver Darnell Mooney racked up 84 yards on four receptions with one touchdown.

Tulane's four first-half touchdowns were the most since accomplishing the same feat in the 62-28 home win over Tulsa on Oct. 7, 2017.

Tulane outgained FIU, 310-113, in total yardage in the first half, including a 178-39 advantage on the ground.

Score by Quarters	1	2	3	4	Total
FIU	0	7	7	0	14
Tulane	7	21	14	0	42

Qtr	Time	Scoring play
1st	05:34	TLN - JAMES, Tyrick 18 yd pass from McMILLAN, Justin (GLOVER, Merek kick), 7-70 3:25
2nd	14:54	TLN - JONES, Amare 7 yd run (GLOVER, Merek kick), 8-59 3:03
	10:05	TLN - DAUPHINE, Corey 14 yd run (GLOVER, Merek kick), 7-80 2:58
	03:50	FIU - JONES, A 1 yd run (BORREGALES, J kick), 13-75 6:15
	00:28	TLN - McMILLAN, Justin 17 yd run (GLOVER, Merek kick), 3-25 0:43
3rd	10:04	TLN - MOONEY, Darnell 42 yd pass from McMILLAN, Justin (GLOVER, Merek kick), 6-70 2:38
	07:57	TLN - DAUPHINE, Corey 50 yd run (GLOVER, Merek kick), 1-50 0:12
	04:44	FIU - THORNTON, S 17 yd pass from MORGAN, J (BORREGALES, J kick), 7-75 3:13

	FIU	TLN
FIRST DOWNS	16	28
RUSHES-YARDS (NET)	26-59	49-350
PASSING YDS (NET)	208	195
Passes Att-Comp-Int	34-19-1	19-15-0
TOTAL OFFENSE PLAYS-YARDS	60-267	68-545
Fumble Returns-Yards	0-0	0-0
Punt Returns-Yards	0-0	0-0
Kickoff Returns-Yards	2-25	1-29
Interception Returns-Yards	0-0	1-0
Punts (Number-Avg)	6-39.7	4-45.0
Fumbles-Lost	1-1	1-1
Penalties-Yards	4-35	12-103
Possession Time	26:18	33:42
Third-Down Conversions	5 of 12	7 of 12
Fourth-Down Conversions	0 of 1	0 of 0
Red-Zone Scores-Chances	2-3	4-4
Sacks By: Number-Yards	1-17	3-18

RUSHING: FIU-JONES, A 14-48; MAXWELL, N 6-17; ALEXANDER, M 1-0; MORGAN, J 5-minus 6. Tulane-BRADWELL, Darius 13-90; DAUPHINE, Corey 3-76; McMILLAN, Justin 9-51; HUDERSON, Stephon 7-47; CARROLL, Cameron 8-44; BOOKER, Ygenio 1-19; SPEARS, Tyjae 2-12; JONES, Amare 2-10; HOWARD, Keon 3-5; TEAM 1-minus 4.

PASSING: FIU-MORGAN, J 19-34-1-208. Tulane-McMILLAN, Justin 14-18-0-199; HOWARD, Keon 1-1-0-minus 4.

RECEIVING: FIU-ALEXANDER, M 5-30; THORNTON, S 4-40; GAITER, T 3-35; PALMER, S 2-49; MALONEY, A 2-45; MAXWELL, N 1-7; JONES, A 1-3; GASKIN, C 1-minus 1. Tulane-MOONEY, Darnell 4-84; JAMES, Tyrick 4-60; JONES, Amare 3-38; TOLES, Jaetavian 1-11; MCCLESKEY, Jalen 1-5; BRADWELL, Darius 1-1; ROBERSTON, Jacob 1-minus 4.

INTERCEPTIONS: FIU-None. Tulane-KEYES, Thakarius 1-0.

FUMBLES: FIU-MORGAN, J 1-1. Tulane-BRADWELL, Darius 1-1.

FIU (0-1) vs. Tulane (1-0)
Date: Aug 29, 2019 • Site: New Orleans, La. • Stadium: Yulman Stadium
Attendance: 16361

Kickoff time: 7 p.m. • End of Game: 10:07 pm • Total elapsed time: 3:07
Officials: Referee: Jonathan Noll; Umpire: John Mitchell; Linesman: Gary Calip;
Line judge: Maia Chaka; Back judge: Tom Healey; Field judge: Victor Sanchez;
Side judge: Maurice Pierre; Center judge: Jeffrey Guadagn;
Temperature: 89 • Wind: E 5 MPH • Weather: Clear, Fair

AUBURN, ALA. – The Tulane University football team fell at No. 10 Auburn, 24-6, at Jordan-Hare Stadium.

Tulane (1-1) gained 120 yards on 30 rushing attempts, while Auburn (2-0) earned 172 rushing yards in 45 attempts. Quarterback Justin McMillan led the Green Wave with 54 yards rushing and 103 yards passing. Senior Darnell Mooney added three catches for 48 yards for the Olive and Blue.

Junior Chase Kuerschen made seven solo tackles, while junior Marvin Moody added four solo and three assists for seven total tackles to lead Tulane's defensive effort.

Redshirt junior Merek Glover drilled a pair of field goals from 44 and 32 yards out to account for the Green Wave's only scores on the night.

The 85,317 fans marked the ninth largest crowd to ever watch a Tulane football game in person.

Score by Quarters	1	2	3	4	Total
Tulane	3	3	0	0	6
Auburn	0	14	7	3	24

Qtr	Time	Scoring play
1st	10:13	TLN - GLOVER, Merek 44 yd field goal, 9-48 3:17
2nd	12:54	AU - Will Hastings 31 yd pass from Bo Nix (Anders Carlson kick), 5-66 1:48
	09:37	AU - Eli Stove 4 yd run (Anders Carlson kick), 7-58 2:11
	00:40	TLN - GLOVER, Merek 32 yd field goal, 8-40 1:54
3rd	01:51	AU - J. Whitlow 14 yd run (Anders Carlson kick), 11-82 5:20
4th	12:36	AU - Anders Carlson 22 yd field goal, 10-59 3:44

	TLN	AU
FIRST DOWNS	12	20
RUSHES-YARDS (NET)	30-120	45-172
PASSING YDS (NET)	103	207
Passes Att-Comp-Int	34-10-1	37-19-0
TOTAL OFFENSE PLAYS-YARDS	64-223	82-379
Fumble Returns-Yards	0-0	0-0
Punt Returns-Yards	2-48	3-50
Kickoff Returns-Yards	0-0	1-16
Interception Returns-Yards	0-0	1-0
Punts (Number-Avg)	8-40.1	6-43.8
Fumbles-Lost	2-0	4-2
Penalties-Yards	11-80	5-51
Possession Time	25:27	34:33
Third-Down Conversions	2 of 15	10 of 19
Fourth-Down Conversions	0 of 2	0 of 1
Red-Zone Scores-Chances	1-1	3-4
Sacks By: Number-Yards	0-0	0-0

RUSHING: Tulane-McMILLAN, Justin 7-54; BRADWELL, Darius 12-30; DAUPHINE, Corey 5-23; JONES, Amare 6-13. Auburn-J. Whitlow 23-96; Kam Martin 10-32; Joey Gatewood 6-21; Bo Nix 2-16; Eli Stove 2-4; Shaun Shivers 1-4; TEAM 1-minus 1.

PASSING: Tulane-McMILLAN, Justin 10-33-1-103; JONES, Amare 0-1-0-0. Auburn-Bo Nix 19-37-0-207.

RECEIVING: Tulane-MOONEY, Darnell 3-48; JONES, Amare 3-29; TOLES, Jaetavian 1-19; ROBERSTON, Jacob 1-3; VALLIEN, Jorien 1-2; MCCLESKEY, Jalen 1-2. Auburn-Eli Stove 7-27; Will Hastings 5-75; Kam Martin 2-11; Seth Williams 1-40; J. Whitlow 1-25; Matthew Hill 1-10; Sal Cannella 1-10; John Shenker 1-9.

INTERCEPTIONS: Tulane-None. Auburn-Jeremiah Dinson 1-0.

FUMBLES: Tulane-JONES, Amare 1-0; DAUPHINE, Corey 1-0. Auburn-J. Whitlow 3-2; Eli Stove 1-0.

Tulane (1-1) vs. Auburn (2-0)
Date: Sep 07, 2019 • Site: Auburn, AL • Stadium: Jordan-Hare
Attendance: 85317

Kickoff time: 6:35 pm • End of Game: 10:02 pm • Total elapsed time: 3:27
Officials: Referee: Lee Hendrick; Umpire: Michael Moten; Linesman: Marty Adams;
Line judge: Tim Beard; Back judge: Michael Watson; Field judge: Chris Jamison;
Side judge: Mike Williams; Center judge: Mike Block;
Temperature: 89 • Wind: NW 4 mph • Weather: Sunny



Game 3 • Tulane 58, Missouri State 6

Yulman Stadium • New Orleans
Sept. 14, 2019 • 18,746 Attendance

NEW ORLEANS – The defense generated three turnovers and a score, while the offense produced six of its seven touchdowns on the ground, as the Tulane football team cruised to a 58-6 win over Missouri State at Yulman Stadium.

Three Tulane (2-1) players accounted for two touchdowns apiece, led by true freshman running back Tyjae Spears who amassed 177 total yards from scrimmage. He rushed eight times for a team-high 89 yards and one score, while accounting for 88 yards and another touchdown on his lone reception.

Sophomore running back Amare Jones and redshirt senior quarterback Justin McMillan ran in two scores, respectively, as Jones racked up 169 all-purpose yards on the night with 73 rushing, 15 receiving, 60 kickoff return and 21 punt return yards.

On the defensive side, sophomore safety Larry Brooks recorded two of the team's three interceptions, as the Green Wave tallied six tackles for loss and held Missouri State (0-2) to just 182 yards of offense and 11 first downs.

Score by Quarters	1	2	3	4	Total
MSU	0	6	0	0	6
Tulane	10	28	13	7	58

Qtr	Time	Scoring play
1st	11:37	TLN - GLOVER, Merek 23 yd field goal, 8-32 3:23
	04:37	TLN - JONES, Amare 3 yd run (GLOVER, Merek kick), 11-64 5:28
2nd	14:42	TLN - JONES, Amare 57 yd run (GLOVER, Merek kick), 8-62 2:34
	11:49	TLN - HALL, P.J. 30 yd interception return (GLOVER, Merek kick)
	09:51	MSU - DJ Frost 11 yd pass from Peyton Huslig (Parker Lacina kick blocked), 5-75 1:58
	06:58	TLN - McMILLAN, Justin 4 yd run (GLOVER, Merek kick), 8-66 2:47
	02:02	TLN - McMILLAN, Justin 1 yd run (GLOVER, Merek kick), 7-51 3:24
3rd	05:58	TLN - SPEARS, Tyjae 88 yd pass from HOWARD, Keon (HARVEY, Randy kick failed), 1-88 0:15
	02:21	TLN - BOOKER, Ygenio 3 yd run (HARVEY, Randy kick), 3-13 1:10
4th	03:15	TLN - SPEARS, Tyjae 52 yd run (HARVEY, Randy kick), 2-53 0:53

	MSU	TLN
FIRST DOWNS	11	26
RUSHES-YARDS (NET)	23-54	52-298
PASSING YDS (NET)	128	242
Passes Att-Comp-Int	28-14-3	22-17-1
TOTAL OFFENSE PLAYS-YARDS	51-182	74-540
Fumble Returns-Yards	0-0	0-0
Punt Returns-Yards	1-1	2-21
Kickoff Returns-Yards	1-14	2-75
Interception Returns-Yards	1-8	3-65
Punts (Number-Avg)	8-40.2	2-30.0
Fumbles-Lost	1-0	1-0
Penalties-Yards	7-59	4-40
Possession Time	26:43	33:17
Third-Down Conversions	2 of 12	6 of 13
Fourth-Down Conversions	0 of 0	2 of 2
Red-Zone Scores-Chances	1-1	5-5
Sacks By: Number-Yards	0-0	2-14

RUSHING: MSU-Donovan Daniels 11-29; Damorieja Vick 1-25; DJ Frost 4-14; Myron Mason 2-3; Dalton Hill 2-minus 5; Peyton Huslig 3-minus 12. Tulane-SPEARS, Tyjae 8-89; JONES, Amare 5-73; McMILLAN, Justin 9-49; CARROLL, Cameron 5-33; DAUPHINE, Corey 3-32; BRADWELL, Darius 9-22; BOOKER, Ygenio 2-10; HUDERSON, Stephon 3-9; HOLL, Josh 1-4; DANIELS, Christian 1-1; HOWARD, Keon 2-0; AMMONS, Logan 1-minus 2; ZUCKERMAN, Andrew 1-minus 3; TEAM 2-minus 19.

PASSING: MSU-Peyton Huslig 14-25-3-128; Dalton Hill 0-3-0-0. Tulane-McMILLAN, Justin 13-16-1-122; HOWARD, Keon 4-6-0-120.

RECEIVING: MSU-Armand Baker 3-17; Lorenzo Thomas 3-15; Donovan Daniels 2-46; Tyler Currie 2-33; Damorieja Vick 2-5; DJ Frost 1-11; Mauricio Chio 1-1. Tulane-MOONEY, Darnell 5-51; JONES, Amare 3-15; WALLACE, Will 2-22; VALLIEN, Jorien 2-17; MCCLESKEY, Jalen 2-13; SPEARS, Tyjae 1-88; TOLES, Jaetavian 1-19; LEDEE, Kevin 1-17.

INTERCEPTIONS: MSU-Tyler Lovelace 1-8. Tulane-BROOKS, Larry 2-35; HALL, P.J. 1-30.

FUMBLES: MSU-Peyton Huslig 1-0. Tulane-HOWARD, Keon 1-0.

MSU (0-2) vs. Tulane (2-1)
Date: Sep 14, 2019 • Site: New Orleans, La. • Stadium: Yulman Stadium
Attendance: 18746

Kickoff time: 7:06 pm • End of Game: 9:56 pm • Total elapsed time: 2:50
Officials: Referee: Mike Roche; Umpire: Joe Pennucci; Linesman: Adam Loudin;
Line judge: Lance Thompson; Back judge: Ken Bushey; Field judge: Ben Vasconcellis;
Side judge: Jake Dishaw; Center judge: Alex Amaya;
Temperature: 83 • Wind: E 7 mph • Weather: Partly Cloudy

Game 4 • Tulane 38, Houston 31

Yulman Stadium • New Orleans
Sept. 19, 2019 • 21,032 Attendance

NEW ORLEANS – In a nationally-televised matchup on ESPN, quarterback Justin McMillan completed a 53-yard touchdown strike to wideout Jalen McCleskey with three seconds remaining as the Tulane football team defeated Houston, 38-31, in its American Athletic Conference opener Thursday evening at Yulman Stadium.

McCleskey finished the night with four receptions for 120 yards and a pair of touchdowns, while McMillan passed for 186 yards, ran for 91 more and accounted for four touchdowns to lead Tulane (3-1, 1-0 AAC).

Senior running back Darius Bradwell recorded 20 carries for 113 yards, while redshirt senior ball-carrier Corey Dauphine added eight more touches for 71 yards.

Both teams compiled more than 500 yards of total offense, including 300 yards rushing on the ground, respectively.

Score by Quarters	1	2	3	4	Total
Houston	14	14	0	3	31
Tulane	7	7	7	17	38

Qtr	Time	Scoring play
1st	14:46	HOU - STEVENSON, Marquez 75 yd pass from KING, D'Eriq (WITHERSPOON, Dalton kick), 1-75 0:14
	07:24	TLN - MCCLESKEY, Jalen 38 yd pass from McMILLAN, Justin (GLOVER, Merek kick), 5-48 2:08
	03:25	HOU - PORTER, Kyle 1 yd run (WITHERSPOON, Dalton kick), 10-75 3:59
2nd	14:35	HOU - CORBIN, Keith 28 yd pass from KING, D'Eriq (WITHERSPOON, Dalton kick), 3-75 0:40
	13:16	HOU - KING, D'Eriq 35 yd run (WITHERSPOON, Dalton kick), 3-35 0:20
	10:11	TLN - HUDERSON, Stephon 9 yd run (GLOVER, Merek kick), 9-75 3:05
3rd	12:53	TLN - MOONEY, Darnell 48 yd pass from McMILLAN, Justin (GLOVER, Merek kick), 5-59 1:58
4th	14:22	TLN - McMILLAN, Justin 15 yd run (GLOVER, Merek kick), 10-93 4:19
	06:10	TLN - GLOVER, Merek 44 yd field goal, 10-42 4:22
	00:21	HOU - WITHERSPOON, Dalton 24 yd field goal, 16-68 5:49
	00:03	TLN - MCCLESKEY, Jalen 53 yd pass from McMILLAN, Justin (GLOVER, Merek kick), 2-71 0:15

	HOU	TLN
FIRST DOWNS	28	23
RUSHES-YARDS (NET)	46-304	50-325
PASSING YDS (NET)	229	186
Passes Att-Comp-Int	33-16-1	20-7-0
TOTAL OFFENSE PLAYS-YARDS	79-533	70-511
Fumble Returns-Yards	0-0	0-0
Punt Returns-Yards	2-12	2-14
Kickoff Returns-Yards	1-26	4-87
Interception Returns-Yards	0-0	1-0
Punts (Number-Avg)	4-45.2	5-41.6
Fumbles-Lost	1-0	1-1
Penalties-Yards	3-25	12-82
Possession Time	31:36	28:24
Third-Down Conversions	7 of 15	4 of 13
Fourth-Down Conversions	1 of 1	2 of 2
Red-Zone Scores-Chances	2-3	2-2
Sacks By: Number-Yards	4-16	3-9

RUSHING: Houston-KING, D'Eriq 17-116; CARR, Patrick 17-63; PORTER, Kyle 5-60; STEVENSON, Marquez 1-34; CAR, Mulbah 6-31. Tulane-BRADWELL, Darius 20-113; McMILLAN, Justin 15-91; DAUPHINE, Corey 8-71; JONES, Amare 6-41; HUDERSON, Stephon 1-9.

PASSING: Houston-KING, D'Eriq 16-33-1-229. Tulane-McMILLAN, Justin 7-20-0-186.

RECEIVING: Houston-CORBIN, Keith 3-48; BRADLEY, Tre'von 3-31; STEVENSON, Marquez 2-95; TRAHAN, Christian 2-13; SINGLETON, Jeremy 1-18; PORTER, Kyle 1-11; MCGOWAN, Cole 1-8; SMITH, Bryson 1-6; MARK, Terry 1-0; CREAMER, Shane 1-minus 1. Tulane-MCCLESKEY, Jalen 4-120; TOLES, Jaetavian 2-18; MOONEY, Darnell 1-48.

INTERCEPTIONS: Houston-None. Tulane-MONROE, Jaylon 1-0.

FUMBLES: Houston-SMITH, Bryson 1-0. Tulane-MCCLESKEY, Jalen 1-1.

Houston (1-3,0-1) vs. Tulane (3-1,1-0)
Date: Sep 19, 2019 • Site: New Orleans, La. • Stadium: Yulman Stadium
Attendance: 21032

Kickoff time: 7:01 pm • End of Game: 10:22 pm • Total elapsed time: 3:21
Officials: Referee: A. Calabrese; Umpire: Jeff Ackers; Linesman: Todd Riddick;
Line judge: Dan Bush; Back judge: James Sima; Field judge: James Ref;
Side judge: William Lug; Center judge: Nathan Umberger;
Temperature: 85 • Wind: SE 7 mph • Weather: Partly Cloudy