

# ALABAMA CRIMSON TIDE WOMEN'S BASKETBALL



## 2016-17 SCHEDULE/RESULTS

Opponent	TV Time (CT)/Result
November	
4 WEST ALABAMA <sup>1</sup>	SECN+ W, 86-34
11 NEW ORLEANS	SECN+ W, 78-57
14 MISS. VALLEY STATE	SECN+ W, 93-44
17 LIPSCOMB	SECN+ W, 82-35
22 GEORGIA SOUTHERN	SECN+ W, 66-48
27 ALABAMA A&M	SECN+ W, 97-29

December	
1 ALCORN STATE	SECN+ W, 93-43
4 KANSAS <sup>2</sup>	SEC Network W, 71-65 OT
11 at Georgetown	L, 59-70
15 GEORGIA STATE <sup>3</sup>	SECN+ W, 80-57
17 GEORGIA TECH	SECN+ W, 67-65
19 vs. McNeese State <sup>4</sup>	W, 84-63
20 vs. UTEP <sup>4</sup>	W, 78-60
28 FLORIDA A&M	SECN+ W, 81-46

January	
1 at 6/6 South Carolina *	ESPN2 L, 45-93
5 OLE MISS *	SECN+ W, 90-80
8 at Missouri *	SECN+ W, 59-58
12 KENTUCKY *	SECN+ L, 54-71
15 ARKANSAS *	SEC Network L, 50-68
19 4/4 MISSISSIPPI STATE * <sup>5</sup>	SECN+ L, 54-67
22 at Ole Miss *	SECN+ W, 65-57
26 at Vanderbilt *	SEC Network L, 80-87
29 AUBURN *	SEC Network L, 55-66

February	
5 at LSU *	SEC Network L, 41-48
9 at Texas A&M *	SECN+ L, 48-69
12 FLORIDA * <sup>6</sup>	SEC Network L, 56-66
16 TENNESSEE *	SECN+ W, 65-57
20 at Auburn *	SEC Network W, 63-61 OT
23 at Georgia *	SECN+ L, 65-71 OT
26 24/ RV MISSOURI *	SECN+ L, 56-65

March	
1 vs. Vanderbilt <sup>7</sup>	SEC Network W, 77-57
2 vs. Tennessee <sup>7</sup>	SEC Network W, 72-64
3 vs. 20/24 Kentucky <sup>7</sup>	SEC Network L, 55-65
16 Mercer <sup>8</sup>	W, 81-57
19 Little Rock <sup>8</sup>	W, 55-53
23 Tulane <sup>8</sup>	7 p.m. CT

- 1 Exhibition Game  
2 SEC/Big 12 Challenge  
3 5th Grade Fastbreak Game  
4 Patrick Harrington Classic (Niceville, Fla.)  
5 We Back Pat Game  
6 Play4Kay/Power of Pink Game  
7 Southeastern Conference Tournament (Greenville, S.C.)  
8 Women's National Invitation Tournament  
\* Southeastern Conference game  
BOLD indicates home game  
Rankings listed are AP/Coaches

## GAME 35: ALABAMA VS. TULANE

MARCH 23, 2017 | 7 P.M. CT | TUSCALOOSA, ALA. | COLEMAN COLISEUM (15,383)

TV: ROLLTIDE.COM

RADIO: CRIMSON TIDE NETWORK (PLAY-BY-PLAY: ROGER HOOVER, COLOR: TYLER WILLIAMS)



**ALABAMA  
CRIMSON TIDE**

2016-17 Record: \_\_\_\_\_ 21-13  
2016-17 SEC Record: \_\_\_\_\_ 5-11  
Leading Scorer: \_\_\_\_\_ Cook (11.3)  
Leading Rebounder: \_\_\_\_\_ Williams (6.3)  
Leader in Assists: \_\_\_\_\_ Lewis (4.2)  
Head Coach: \_\_\_\_\_ Kristy Curry  
Record at Alabama (Years): \_\_\_\_\_ 63-64 (4)  
Career Record (Years): \_\_\_\_\_ 372-213 (18)



**TULANE  
GREEN WAVE**

2016-17 Record: \_\_\_\_\_ 18-14  
2016-17 AAC Record: \_\_\_\_\_ 7-9  
Leading Scorer: \_\_\_\_\_ Morgan (18.9)  
Leading Rebounder: \_\_\_\_\_ Morgan (5.6)  
Leader in Assists: \_\_\_\_\_ Vorpahl (6.2)  
Head Coach: \_\_\_\_\_ Lisa Stockton  
Record at Tulane (Years): \_\_\_\_\_ 479-241 (23)  
Career Record (Years): \_\_\_\_\_ 542-268 (26)

## INSIDE THE SERIES

Overall: 12th Meeting

In Tuscaloosa: 3-1 | In New Orleans: 3-3 | At Neutral Sites: 1-0

Current Streak: Tulane +1

Last Meeting: March 16, 2016 (L, 52-53, in New Orleans)

Series Notes: Alabama and Tulane will now have met in the WNIT for the second straight season. The Green Wave has won four of the last five meetings in the series.

## OPENING TIP

► Alabama heads into Thursday's game with a 21-13 overall record after advancing past Little Rock in the second round, 55-53. The Crimson Tide is making its second straight appearance in the WNIT and sixth overall. Alabama also competed in the tournament in 2011 and in three consecutive seasons from 2000-02. UA holds an overall record of 7-5 in WNIT games.

► Alabama and Tulane are meeting for the 12th time in the series on Thursday and the second year in a row in the WNIT. In the 2016 tournament, the Green Wave edged the Tide by one point, 53-52, in the first round on Tulane's home court.

► The Crimson Tide reached the 20-win milestone on Thursday, March 16 in its victory over Mercer, marking the first time Alabama has won 20 wins in a season since the 1998-99 campaign.

► Junior Ashley Williams has paved the way for Alabama in the WNIT, averaging a double-double of 17.0 points and 10.5 rebounds per game.

► Freshman Ashley Knight set the Alabama single season block record on March 1 in the Tide's victory over Vanderbilt in the SEC tournament. Knight now has 85 for the season, which is already eighth most in a career. She's ranked 18th in the nation, and first in the SEC, in overall blocks and 23rd nationally and second in the league on blocks per game at 2.5.

► Both junior Hannah Cook and Ashley Williams scored their 1,000th career point at the SEC tournament. Cook recorded hers in Thursday's game against Tennessee, while Williams followed up the next day in Friday's contest versus Kentucky.

► Jordan Lewis was selected as the Southeastern Conference Newcomer of the Year by the Associated Press. She is the first freshman from Alabama to earn the award since its inception in 1997.

## FOLLOW US



@AlabamaWBB

OVERALL • 21-13

SEC • 5-11

LAST 10 • 6-4

HOME • 14-6

AWAY • 3-6

NEUTRAL • 4-1

# PREVIOUS GAME'S STARTERS HIGHLIGHTED IN SHADED BOX

1

**QUANETRIA BOLTON (Goes by: NeNe)**

F • 6-0 • Jr. • Anniston, Ala.

PPG	RPG	APG	SPG	BPG	MPG
8.5	3.8	0.5	0.4	0.9	16.9

LAST GAME: 5 points, 4 rebounds

NOTE: Hit the game-winning three at Missouri with 0.4 seconds remaining ... scored in double figures 12 times this season ... No. 6 on UA's career block list (97).

**CAREER HIGHS**
 Pts: 21 vs. MVSU (11/22/15)  
 Rebs: 12 vs. Georgetown (12/12/15)  
 Blks: 5 vs. MVSU (11/14/16)

2

**AMBER RICHARDSON**

G • 6-0 • So. • Garner, N.C.

PPG	RPG	APG	SPG	BPG	MPG
—	—	—	—	—	—

NOTE: Transferred to UA on 1/6 after spending three semesters at NC State ... must sit one calendar year due to NCAA rules ... played in 33 games for the Wolfpack ... finished with 80 points, 49 rebounds, 12 assists, nine steals and four blocks.

**CAREER HIGHS**
 Pts: —  
 Rebs: —  
 Assts: —

3

**JORDAN LEWIS**

G • 5-7 • Fr. • Windermere, Fla.

PPG	RPG	APG	SPG	BPG	MPG
9.6	3.9	4.2	1.4	0.0	32.4

LAST GAME: 7 points, 5 rebounds, 3 assists, 3 steals

NOTE: AP SEC Newcomer of the Year ... SEC All-Freshman Team ... five-time SEC Freshman of the Week (11/15, 12/27, 1/10, 1/24, 2/20) ... Starting PG as a true freshman ... Alabama's leader in assists (4.2).

**CAREER HIGHS**
 Pts: 22 at Ole Miss (1/22/17)  
 Rebs: 8, twice  
 Assts: 8, twice

5

**ALANA DA SILVA**

G • 5-6 • Jr. • Sao Paulo, Brazil

PPG	RPG	APG	SPG	BPG	MPG
1.2	0.9	1.0	0.3	0.0	8.9

LAST GAME: Played 4 minutes but did not record any stats

NOTE: Transferred from New Mexico JC ... 2016 NJCAA Honorable Mention All-American ... 2015 WJCAC Freshman of the Year.

**CAREER HIGHS**
 Pts: 8 vs. MVSU (11/14/16)  
 Rebs: 4, twice  
 Assts: 4, twice

10

**DAIJIA RUFFIN**

G • 5-9 • So. • Louisville, Ky.

PPG	RPG	APG	SPG	BPG	MPG
—	—	—	—	—	—

NOTE: Transferred to UA after playing one season at UT Martin ... will sit out the 2016-17 season ... Three-time OVC Freshman of the Week ... OVC Player of the Week (12/1/15) ... averaged 14.1 pts, on 47.2 percent shooting, 5.7 rebs, 3.1 assts and 1.8 stls.

**CAREER HIGHS**
 Pts: —  
 Rebs: —  
 Assts: —

11

**HANNAH COOK**

G • 6-0 • Jr. • Ozark, Mo.

PPG	RPG	APG	SPG	BPG	MPG
11.3	4.9	1.7	1.2	0.1	32.2

LAST GAME: 4 points, 2 rebounds, 1 assist, 1 steal

NOTE: Scored the game-winning basket to beat Auburn in OT ... Scored her 1,000th career point in Tennessee game on 3/2 ... leads the SEC in 3-pt FGs per game (2.3) and 3-pt FG percentage (.345).

**CAREER HIGHS**
 Pts: 24, twice  
 Rebs: 15 vs. Middle Tenn. (11/27/15)  
 Assts: 6 at Arkansas (2/18/16)

13

**TCHENAVIA KNIGHT (Goes by: Coco)**

G • 5-7 • Jr. • Bay Minette, Ala.

PPG	RPG	APG	SPG	BPG	MPG
3.5	1.9	0.9	0.5	0.0	11.6

LAST GAME: Played 4 minutes but did not record any stats

NOTE: Led Alabama in its regular-season win over Tennessee with 18 points, eight rebounds and three assists in 25 minutes off the bench.

**CAREER HIGHS**
 Pts: 18 vs. Tennessee (2/16/17)  
 Rebs: 8 vs. Tennessee (2/16/17)  
 Assts: 3, three times

15

**MEOSHONTI KNIGHT (Goes by: Meo)**

G • 5-8 • Jr. • Morgan City, La.

PPG	RPG	APG	SPG	BPG	MPG
11.0	4.5	2.0	1.4	0.4	28.9

LAST GAME: 6 points, 2 rebounds, 2 assists, 1 block

NOTE: Career-high 29 points in the victory over Ole Miss (most points by a UA player since Ashley Williams had the same on 11/26/14).

**CAREER HIGHS**
 Pts: 29 vs. Ole Miss (1/5/17)  
 Rebs: 10 vs. UNF (12/14/15)  
 Assts: 5, twice

20

**ASHLEY WILLIAMS**

F • 6-0 • Jr. • Covington, Ga.

PPG	RPG	APG	SPG	BPG	MPG
7.0	6.3	0.8	0.6	0.1	24.1

LAST GAME: 15 points, 9 rebounds, 2 steals

NOTE: Has 11 career double-doubles, including two this season (11/22 vs. Ga. Southern, 3/16 vs. Mercer) ... scored her 1,000th career point on 3/3 ... collected her 500th career rebound against Auburn on Jan. 29.

**CAREER HIGHS**
 Pts: 29 vs. Ala. A&M (11/26/14)  
 Rebs: 15 vs. Miss State (2/20/14)  
 Blks: 3 vs. Miss State (2/20/14)

21

**TAYLOR BERRY**

G • 5-9 • So. • New Orleans, La.

PPG	RPG	APG	SPG	BPG	MPG
0.3	0.3	0.1	0.1	0.0	3.5

LAST GAME: Did not play

NOTE: Walk-on, who earned an academic scholarship to UA ... class Valedictorian ... recorded her first points and rebounds this season.

**CAREER HIGHS**
 Pts: 3 vs. Lipscomb (11/17/16)  
 Rebs: 2 vs. Ala. A&M (11/27/16)  
 Assts: 1, twice

23

**SHAQUERA WADE (Goes by: Shaq)**

F • 6-0 • So. • Huntsville, Ala.

PPG	RPG	APG	SPG	BPG	MPG
9.4	5.7	1.6	1.6	0.4	26.8

LAST GAME: 10 points, 7 rebounds, 2 assists, 2 steals

NOTE: Recorded three double-doubles this season ... notched a career-high 24 points against Kentucky ... leads Alabama in steals.

**CAREER HIGHS**
 Pts: 24 vs. Kentucky (1/12/17)  
 Rebs: 11, twice  
 Stls: 7 vs. Ala. A&M (11/27/16)

25

**ASHLEY KNIGHT (Goes by: AK)**

F • 6-5 • Fr. • Austin, Texas

PPG	RPG	APG	SPG	BPG	MPG
6.4	5.1	0.2	0.3	2.5	18.0

LAST GAME: 8 points, 7 rebounds, 5 blocks

NOTE: SEC All-Freshman Team ... Named SEC Freshman of the Week (12/20) ... first in the SEC in blocks (84) ... set the UA single-single block record on March 1 ... has three double-doubles.

**CAREER HIGHS**
 Pts: 19 vs. Ala. A&M (11/27/16)  
 Rebs: 13 vs. Ala. A&M (11/27/16)  
 Blks: 6, twice

40

**JASMINE WALKER**

F • 6-3 • Fr. • Montgomery, Ala.

PPG	RPG	APG	SPG	BPG	MPG
—	—	—	—	—	—

NOTE: Transferred to UA on 1/17 after one semester at Florida State ... must sit one calendar year due to NCAA rules ... No. 23 overall and No. 5 post by ESPNW in 2016 class ... 2016 Alabama Miss Basketball, Gatorade Player of the Year and Class 7A Player of the Year.

**CAREER HIGHS**
 Pts: —  
 Rebs: —  
 Assts: —

## TALE OF THE TAPE: ALABAMA VS. TULANE



VS.



### LAST GAME VS. TULANE: MARCH 16, 2016



Official Basketball Box Score -- Game Totals -- Final Statistics  
Alabama vs Tulane  
3/16/16 7 pm CT at New Orleans



#### Alabama 52 • 15-16

##	Player	Total		3-Ptr	Rebounds			PF	TP	A	TO	Blk	Stl	Min
		FG-FGA	FG-FGA	FT-FTA	Off	Def	Tot							
11	Cook, Hannah	* 4-10	3-6	0-2	0	6	6	2	11	2	4	0	0	32
13	Hegstetter, Nikki	* 2-3	0-0	2-2	0	3	3	3	6	1	2	3	3	30
15	Knight, Meoshonti	* 3-7	1-3	3-5	1	4	5	4	10	4	3	0	0	29
22	Middlebrook, Karyla	* 3-5	3-3	2-2	1	2	3	3	11	3	6	1	3	38
23	Wade, Shaquerra	* 1-7	0-0	0-2	0	3	3	1	2	0	1	1	0	24
01	Bolton, Quanetria	6-12	0-1	0-0	2	0	2	2	12	0	1	0	0	18
03	Carter, Khadijah	0-1	0-0	0-0	0	0	0	0	0	0	0	1	0	3
05	Hayden, Breanna	0-1	0-0	0-2	1	3	4	1	0	6	3	0	0	26
Team					5	4	9			1				
Totals		19-46	7-13	7-15	10	25	35	16	52	16	21	6	6	200

1st - FG %: 3-14 21.4% 2nd: 5-14 35.7% 3rd: 4-8 50.0% 4th: 7-10 70.0% Game: 19-46 41.3% Deadball  
3FG %: 2-4 50.0% FT %: 0-0 0.0% 1-3 33.3% 0-2 0.0% 4-4 100.0% 7-13 53.8% Rebounds  
FT %: 0-0 0.0% 3-3 100.0% 1-4 25.0% 3-8 37.5% 7-15 46.7% 5

#### Tulane 53 • 22-11

##	Player	Total		3-Ptr	Rebounds			PF	TP	A	TO	Blk	Stl	Min
		FG-FGA	FG-FGA	FT-FTA	Off	Def	Tot							
03	Kolby Morgan	* 4-13	2-5	9-9	2	4	6	3	19	1	4	0	5	39
11	Leslie Vorpahl	* 2-12	1-8	1-2	2	2	4	2	6	7	2	0	2	37
30	Tierra Jones	* 3-8	0-0	0-0	1	3	4	2	6	2	2	0	2	30
33	Courtne Latham	* 3-7	2-4	0-0	1	1	2	2	8	2	4	0	1	31
45	Chinwe Duru	* 1-5	0-0	4-4	2	2	4	4	6	1	1	3	0	28
14	Taylor Emery	2-5	0-2	0-0	0	2	2	2	4	0	2	0	0	13
15	Tene Thompson	0-0	0-0	0-0	0	0	0	0	0	0	0	0	0	2
22	Meredith Schulte	1-2	0-0	0-0	2	2	4	0	2	0	0	0	1	10
25	Harlyn Wyatt	1-3	0-0	0-0	2	1	3	1	2	0	1	0	0	10
Team					3	3	6							
Totals		17-55	5-19	14-15	15	20	35	16	53	13	16	3	11	200

1st - FG %: 4-16 25.0% 2nd: 3-11 27.3% 3rd: 5-14 35.7% 4th: 5-14 35.7% Game: 17-55 30.9% Deadball  
3FG %: 2-7 28.6% FT %: 0-0 0.0% 5-6 83.3% 0-4 0.0% 1-3 33.3% 5-19 26.3% Rebounds  
FT %: 0-0 0.0% 5-5 100.0% 4-4 100.0% 14-15 93.3% 0

Officials: Metta Roberts, Kelly Johnson, Jules Gallien  
Technical fouls: Alabama-None. Tulane-None.  
Attendance: 627

Score by periods	1st	2nd	3rd	4th	Total
Alabama	8	14	9	21	52
Tulane	10	13	15	15	53

Last FG - UA 4th-00:30, TLN 4th-00:45.  
Largest lead - UA by 3 1st-08:53, TLN by 8 4th-08:16.  
UA led for 04:21. TLN led for 32:48. Game was tied for 02:34.

Points	In	Off	2nd	Fast	Bench
UA	22	15	3	2	12
TLN	18	18	15	4	8

Score tied - 3 times.  
Lead changed - 5 times.

### ALABAMA-TULANE SERIES INFORMATION

Overall Series Record ..... Alabama leads 7-4  
Last five contests..... Tulane, 4-1  
Last 10 contests..... Alabama, 6-4  
Most points by Alabama..... 90 (Jan. 26, 1993)  
Fewest points by Alabama ..... 52 (March 16, 2016)  
UA Largest Win Margin...23 (81-58 on Nov. 22, 1991)  
Most points by Tulane..... 83 (Dec. 9, 2006)  
Fewest points by Tulane..... 53 (March 16, 2016)  
Tulane Largest Win Margin..15 (83-68 on Dec. 9, 2006)  
At Alabama ..... 3-1  
At Tulane..... 3-3  
Neutral site..... 1-0  
Series Streak ..... Tulane +3  
First Meeting.....Dec. 10, 1982 (W, 66-58)  
Last Meeting .....March 16, 2016 (L, 52-53)

### ABOUT ALABAMA'S OPPONENT

- Tulane heads into Thursday's game with an 18-14 overall record and advanced to the third round of the WNIT with wins over UT Arlington (62-53) and Grambling State (66-49).
- The Green Wave is led by junior Kolby Morgan and senior Leslie Vorpahl. Morgan averages a team-high 18.9 points and 5.6 rebounds per game, while Vorpahl chips in 11.8 points and 6.2 assists per contest.
- Tulane nearly pulled off an upset over top-ranked UConn as the Green Wave fell by only three, 63-60, to the Huskies.
- Tulane is under the direction of Lisa Stockton, who is in her 23rd season as head coach of the Green Wave and 26th season overall as a head coach. While part of Conference USA, Tulane finished first in the league six times. Her squads have advanced to the postseason 18 times, including 11 trips to the NCAA tournament.



## LAST TIME OUT: ALABAMA 55, LITTLE ROCK 53 - MARCH 19, 2017



### Official Basketball Box Score -- Game Totals -- Final Statistics Little Rock vs Alabama 03/19/17 2 p.m. at Tuscaloosa, Ala. (Coleman Coliseum)



#### Little Rock 53 • 25-9

#	Player	Total		3-Ptr	Rebounds			PF	TP	A	TO	Blk	Stl	Min
		FG-FGA	FG-FGA	FT-FTA	Off	Def	Tot							
02	Townson, Monique	2-5	2-3	1-2	0	3	3	2	7	4	2	0	1	36
04	Shepard, Kira	5-10	0-2	0-0	0	4	4	5	10	4	1	0	4	29
13	Collins, Sharde'	8-14	4-5	0-0	0	5	5	2	20	1	3	1	0	39
25	Hurlburt, Anna	1-8	0-0	0-0	2	2	4	0	2	2	3	4	0	20
40	Pratt, Kaitlyn	3-9	0-0	1-2	2	8	10	3	7	1	4	0	0	34
00	DeGray, Ronjanae	0-3	0-0	3-4	1	3	4	3	3	0	2	0	0	22
05	Dillard, Carolee	0-0	0-0	0-0	0	0	0	0	0	0	1	0	0	0+
23	Collier, Kyra	1-2	0-0	0-0	0	2	2	1	2	1	0	1	1	10
30	DeGray, Raeyana	1-1	0-0	0-0	1	0	1	0	2	0	1	0	1	10
Team					2	0	2				1			
Totals		21-52	6-10	5-8	8	27	35	16	53	13	18	6	7	200

1st - FG %:	5-13	38.5%	2nd: 7-14	50.0%	3rd: 7-17	41.2%	4th: 2-8	25.0%	Game: 21-52	40.4%	Deadball
3FG %:	2-3	66.7%	2-3	66.7%	2-3	66.7%	0-1	0.0%	6-10	60.0%	Rebounds
FT %:	2-4	50.0%	2-2	100.0%	0-0	0.0%	1-2	50.0%	5-8	62.5%	3

#### Alabama 55 • 21-13

#	Player	Total		3-Ptr	Rebounds			PF	TP	A	TO	Blk	Stl	Min
		FG-FGA	FG-FGA	FT-FTA	Off	Def	Tot							
01	Bolton, Quanetria	2-8	1-2	0-0	2	2	4	2	5	0	1	0	0	14
03	Lewis, Jordan	3-13	0-2	1-3	3	2	5	3	7	3	4	0	3	34
11	Cook, Hannah	1-6	0-1	2-2	1	1	2	3	4	1	2	0	1	25
20	Williams, Ashley	6-8	0-0	3-3	2	7	9	2	15	0	3	0	2	39
23	Wade, Shaquera	3-10	1-3	3-5	4	3	7	2	10	2	1	0	2	32
05	da Silva, Alana	0-0	0-0	0-0	0	0	0	0	0	0	0	0	0	4
13	Knight, Coco	0-1	0-0	0-0	0	0	0	0	0	0	1	0	0	4
15	Knight, Meoshonti	2-8	0-1	2-2	0	2	2	0	6	2	1	1	0	23
25	Knight, Ashley	4-6	0-0	0-0	2	5	7	2	8	0	1	5	0	25
Team					1	1	2				1			
Totals		21-60	2-9	11-15	15	23	38	14	55	8	15	6	8	200

1st - FG %:	5-18	27.8%	2nd: 4-14	28.6%	3rd: 7-14	50.0%	4th: 5-14	35.7%	Game: 21-60	35.0%	Deadball
3FG %:	0-2	0.0%	1-4	25.0%	1-2	50.0%	0-1	0.0%	2-9	22.2%	Rebounds
FT %:	2-3	66.7%	2-2	100.0%	3-4	75.0%	4-6	66.7%	11-15	73.3%	1

Officials: Metta Roberts, Meadow Overstreet, Darren McClure  
Technical fouls: Little Rock-None. Alabama-None.  
Attendance: 495  
WNIT Second Round

Score by periods	1st	2nd	3rd	4th	Total
Little Rock	14	18	16	5	53
Alabama	12	11	18	14	55

Last FG - LR 4th-04:22, UA 4th-00:05.  
Largest lead - LR by 13 3rd-04:23, UA by 3 2nd-06:15.  
LR led for 31:34. UA led for 01:19. Game was tied for 07:07.

Points	In	Off	2nd	Fast	Bench
LR	Paint	T/O	Chance	Break	
10	19	5	8	7	
38	15	14	8	14	

Score tied - 5 times.  
Lead changed - 5 times.

**TUSCALOOSA, Ala.** - Freshman Jordan Lewis grabbed the rebound off her own miss and put it back to score the game-winning basket with 5.1 seconds remaining to give the Alabama women's basketball team a 55-53 victory over Little Rock in Coleman Coliseum. The win advances the Crimson Tide (21-13) to the round of 16 in the Women's National Invitation Tournament.

Alabama was led in scoring and rebounding for the second straight game by junior Ashley Williams, who finished with 15 points and nine rebounds. She was joined in double figures by sophomore Shaquera Wade with 10. Lewis recorded seven points and added five rebounds, three assists and three steals, while fellow freshman Ashley Knight chipped in eight points, seven rebounds and five blocks.

The Trojans (25-9) were led in scoring by senior Sharde' Collins with 20 points, while senior Kaitlyn Pratt pulled down a game-high 10 rebounds.

Little Rock knocked down the first shot of the game and led throughout the quarter, pulling in front by as many as eight. With the Trojans leading 12-4, Alabama embarked on an 8-2 run to cut it to two, 14-12, at quarter's end.

The Tide continued its run in the second quarter and grabbed the lead at the 6:15 mark off a three from junior Quanetria Bolton. Little Rock responded with back-to-back threes and finished out the frame by scoring 18 of the next 24 points to lead 32-23 at the half.

Alabama scored four consecutive points to open the third, however the Trojans responded with 13 of the next 18 to take a 45-32 lead with 4:23 to go in the period. The Tide closed out the quarter on a 9-3 run to cut the Little Rock lead to seven, 48-41, with 10 minutes to go.

Alabama recorded eight unanswered to begin the fourth, taking a 49-48 lead at the 6:33 mark. The game would go back and forth for the duration with three ties and two more lead changes, including the final lead change that came on the Tide's last possession with the Lewis put-back. The Trojans used a timeout to advance the ball with 5.1 seconds to go, but they were unable to get a shot off before time expired.

For the game, Alabama shot 35.0 percent (21-60), while Little Rock finished at 40.4 percent (21-52) from the floor. The Tide outrebounded the Trojans, 38-35, holding a 15-8 advantage on the offensive glass. Alabama also outscored Little Rock in the paint, 38-10.

## 2016-17 NUMERICAL ROSTER

No.	Name	Pos.	Ht.	Cl.	Exp.	Hometown (Previous School)
1	Quanetria Bolton	F	6-0	Jr.	2L	Anniston, Ala. (Anniston HS)
2	Amber Richardson #	G	2-0	So.	TR	Garner, N.C. (NC State)
3	Jordan Lewis	G	5-7	Fr.	HS	Windermere, Fla. (Lake Highland Prep)
5	Alana da Silva	G	5-6	Jr.	TR	Sao Paulo, Brazil (New Mexico JC)
10	DaiJia Ruffin #	G	5-9	So.	TR	Louisville, Ky. (UT Martin)
11	Hannah Cook	G	6-0	Jr.	2L	Ozark, Mo. (Ozark HS)
13	Coco Knight	G	5-7	Jr.	TR	Bay Minette, Ala. (Shelton State CC)
15	Meoshonti Knight	G	5-8	Jr.	2L	Morgan City, La. (Central Catholic HS)
20	Ashley Williams	F	6-0	Jr.	2L	Covington, Ga. (Alcovy HS)
21	Taylor Berry	G	5-9	So.	1L	New Orleans, La. (Mount Carmel Academy)
23	Shaquera Wade	F	6-0	So.	1L	Huntsville, Ala. (Huntsville HS)
25	Ashley Knight	F	6-5	Fr.	HS	Austin, Texas (Lyndon B. Johnson HS)
40	Jasmine Walker #	F	6-3	Fr.	TR	Montgomery, Ala. (Florida State)

# Must sit the 2016-17 season due to NCAA transfer rules

## 2016-17 PRONUNCIATION GUIDE

<b>Quanetria Bolton</b>	kwan-EE-tree-uh
<b>Alana da Silva</b>	uh-LAH-nuh
<b>Meoshonti Knight</b>	mee-oh-SHON-tee
<b>DaiJia Ruffin</b>	DAY-juh
<b>Shaquera Wade</b>	shuh-KEER-uh
<b>Shereka Wright</b>	sure-EE-kah
<b>Grant Fausset</b>	faucet



**KRISTY CURRY**

Head Coach

Fourth Season

NORTHEAST LOUISIANA, 1988

## COACHING HIGHLIGHTS

- **Nine NCAA Tournament appearances**
- **One NCAA Final Four**
- **Two NCAA Elite Eights**
- **Four NCAA Sweet 16s**
- **Four Women's National Invitation Tournament appearances**
- **Two Big Ten regular season titles**
- **Nine 20-win seasons**

## CAREER HISTORY AND RESULTS

### UNIVERSITY OF ALABAMA, HEAD COACH, 2013-PRESENT

Year	Record	Pct.	SEC Record	Pct.	Postseason
2013-14	14-16	.467	7-9	.438	
2014-15	13-19	.406	2-14	.125	
2015-16	15-16	.484	4-12	.250	WNIT First Round
2016-17	21-13	.618	5-11	.313	WNIT
<b>Total (4)</b>	<b>63-64</b>	<b>.496</b>	<b>18-46</b>	<b>.281</b>	

### TEXAS TECH UNIVERSITY, HEAD COACH, 2006-13

Year	Record	Pct.	Big 12 Record	Pct.	Postseason
2006-07	15-16	.484	6-10	.375	
2007-08	17-16	.515	4-12	.250	WNIT Third Round
2008-09	16-15	.516	6-10	.375	
2009-10	18-15	.545	5-11	.313	WNIT Second Round
2010-11	22-11	.667	8-8	.500	NCAA First Round
2011-12	21-14	.600	6-12	.333	WNIT Third Round
2012-13	21-11	.656	11-7	.611	NCAA First Round
<b>Total (7)</b>	<b>130-98</b>	<b>.570</b>	<b>46-70</b>	<b>.397</b>	

### PURDUE UNIVERSITY, HEAD COACH, 1999-2006

Year	Record	Pct.	Big Ten Record	Pct.	Postseason
1999-2000	23-8	.742	11-5	.688	NCAA Second Round
2000-01	31-7	.816	14-2	.875	NCAA Runner Up
2001-02	24-6	.800	13-3	.813	NCAA Second Round
2002-03	29-6	.829	12-4	.750	NCAA Elite Eight
2003-04	29-4	.879	14-2	.875	NCAA Sweet 16
2004-05	17-13	.567	9-7	.563	NCAA Second Round
2005-06	26-7	.788	13-3	.813	NCAA Sweet 16
<b>Total (7)</b>	<b>179-51</b>	<b>.778</b>	<b>86-26</b>	<b>.768</b>	

**CAREER (18)**    **372-213**    **.636**    **150-142**    **.514**

## ON THE BENCH



### KELLY CURRY

Assistant Coach, Fourth Season

Kelly Curry is in his fourth season with the Crimson Tide women's basketball team, working primarily with the perimeter players, while also handling scheduling, recruiting and scouting.



### BROOKS WILLIAMS

Assistant Coach, First Season

Brooks Williams joined the UA staff on April 7, 2016 after nine years as head coach at McNeese State. She was the 2011 Southland Conference Coach of the Year and is the Cowgirls' all-time winningest coach with 161 victories. Williams teams with Curry to coach the perimeters and also scouts.



### SHEREKA WRIGHT

Assistant Coach, Fourth Season

Shereka Wright, former collegiate standout at Purdue and member of the WNBA, is in her fourth season at Alabama as assistant coach and recruiting coordinator. Wright works primarily with the post players and also assists with scouting.



### GRANT FAUSSET

Operations, Fourth Season

Grant Fausset is in his fourth year at Alabama coordinating all travel, serving as the team liaison within athletics; coordinating logistics for all official and unofficial visits.



### BRIAN JOHNSON

Video, First Season

Brian Johnson joined the Alabama women's basketball staff as Coordinator of Player Development, Recruiting and Video Operations on May 10, 2016, after serving as a manager for Tennessee for four years.



### TERRY JONES

Strength and Conditioning, 29th Season

Terry Jones, Sr. enters his second stint as strength and conditioning coach for the women's basketball team and has been a member of the Crimson Tide staff for 29 years. In 2003, he was certified as a Master Strength & Conditioning Coach.



### MALLORI CROCKETT

Athletic Trainer, Fourth Season

Mallori Crockett is in her fourth season as athletic trainer for the women's basketball team. She also oversees the graduate assistant athletic trainer working with volleyball.

## ALABAMA WOMEN'S BASKETBALL NOTES

### 20 WINS THE MOST UNDER CURRY AT ALABAMA

With its win against Mercer on March 16, Alabama reached 20 overall victories for the season, which is the most since head coach Kristy Curry took over and the most since the Crimson Tide reached that same number during the 1998-99 season.

### BALANCE ON THE BOARDS

Alabama is leading the SEC in rebounds with 41.5 boards per game, however the Crimson Tide doesn't have anyone ranked in the top 20 in the league individually. Alabama has seven student-athletes that average between 3.8-6.3 rebounds per game or higher.

### SENIOR-FREE ROSTER

Alabama will return its entire roster next season as it does not have a single senior on the 2016-17 squad. The Crimson Tide will also add three transfers in Amber Richardson (NC State), DaiJia Ruffin (UT Martin) and Jasmine Walker (Florida State) as well as true freshman Ariyah Copeland.

### SHOT-BLOCKING SENSATION

Freshman Ashley Knight has been stellar thus far defensively in the paint. She already has 84 blocks on the season, for an average of 2.5 rejections per game. Her 2.5 block average ranks the Austin, Texas native second in the Southeastern Conference and 23rd nationally, while her 84 overall blocks is first in the league and 18th in the country. Knight recently took over the No. 1 spot on the Alabama single season top 10 list and already entered the Tide's career top 10 list where she stands in eighth.

### TIDE POSTS BACK-TO-BACK-TO-BACK WINS OVER LADY VOLS FOR FIRST TIME

With Alabama's 72-64 victory over Tennessee on March 2, its 54-46 win over the Lady Volunteers on Feb. 28, 2016, and the Tide's 65-57 victory against UT on Feb. 16, 2017, UA recorded its first set of consecutive wins over Tennessee in program history. Head Coach Kristy Curry is also now just the second coach of the Tide women's basketball team to collect multiple wins against the Lady Vols, joining Ken Weeks, who was the coach for the other two wins against Tennessee in 1981 and 1984.

### ALABAMA PUTS UP 29 IN FOURTH QUARTER VS. TENNESSEE

Alabama scored 29 points in the fourth quarter to seal its victory over the Lady Volunteers in the second round of the 2017 SEC Women's Basketball Tournament. That was the highest point total against an SEC opponent all season for the Crimson Tide.

### COOK MOVES UP CAREER THREE-POINT CATEGORIES

Junior Hannah Cook has been one of the best shooters from long range since arriving on campus and has moved her way into the Alabama record books in every three-point category for a career. She currently has 199 makes, which ranks seventh and is two away from the No. 6 spot held by Brittney Ezell (1994-98). Cook's 589 attempts is seventh, 53 away from Ezell, who is also sixth in that category.

### BOLTON AMONG ALABAMA'S TOP 10 IN CAREER BLOCKS

With her 31 blocks thus far this season, junior NeNe Bolton moved into Alabama's top 10 in career blocks. Heading into Thursday's game she has 97 total, which ranks sixth. She is now one blocks away from the No. 5 spot currently held by Terri Hillard (1980-84).

### LEADING LEWIS

Freshman Jordan Lewis has started every game at the point guard position for Alabama and has shown poise and confidence running the offense beyond her years. She is currently averaging a team-best 4.2 assists per game, ranking her fifth in the Southeastern Conference. Lewis has also scored double-digit points 20 times, led the team in steals nine times and rebounding three times.

### GETTING TO THE LINE

Alabama finished the 2015-16 season ranked 73rd in the nation in free throw attempts (615) and 77th in free throws made (430) while averaging 69.9 percent made per game. The Crimson Tide is making an even stronger showing this season getting to the line a total of 763 times, 244 more times than its opponents (519). Alabama ranks first in the SEC and fourth in the nation in free throw attempts.

### BALANCED OFFENSE

One of Coach Curry's team goals for the season is to have at least four in double-figure points each outing. The Crimson Tide reached that goal in 15 of its 34 games this season as five recorded 10 or more points six times and four did so on nine occasions. Alabama was just shy in its games against Georgia Southern, as three finished in double figures and one had eight, and Alcorn State, where three had double figures and two had nine points.

## QUICK FACTS

### UNIVERSITY

Location	Tuscaloosa, Ala.
Founded	April 12, 1831
Enrollment	37,665
Conference	Southeastern
Colors	Crimson and White
Nickname	Crimson Tide
President	Dr. Stuart Bell
Athletic Director	Greg Byrne
Faculty Athletics Representative	Dr. James King
Arena	Coleman Coliseum (15,383)

### COACHING STAFF

Head Coach	Kristy Curry
Alma Mater	Northeast Louisiana, 1988
Record at Alabama	63-64 (Third Season)
SEC Record	18-44 (Third Season)
Career Record	372-213 (17th Season)
Assistant Coach	Kelly Curry
Assistant Coach	Shereka Wright
Director of Operations/Video	Grant Fausset
Strength and Conditioning	Terry Jones
Athletic Trainer	Mallori Crockett

### TEAM INFORMATION

2015-16 Record	15-16
2015-16 SEC Record/Finish	4-12/12th
2015-16 H/A/N Record	13-4/0-11/2-1
Starters Returning/Lost	4/2
Letterwinners Returning/Lost	7/6
Newcomers	6

### PROGRAM HISTORY

All-Time Record	721-561 (.562)/42 Seasons
SEC Record	152-288 (.345)
Overall Home Record	361-175 (.673)
Coleman Coliseum Record	290-132 (.687)
Foster Auditorium Record	71-43 (.623)
First Season	1974-75
SEC Tournament Record	27-38 (.415)
NCAA Appearances	10 (1984, 88, 92, 93, 94, 95, 96, 97, 98, 99)
NCAA Record	16-10 (.615)
WNIT Appearances	6 (2000, 01, 02, 11, 16, 17)
WNIT Record	7-5 (.583)

### ATHLETICS COMMUNICATIONS

Basketball Contact	Jessica Paré
Office	205-348-6084
Cell	205-394-5985
E-mail	jpare@ia.ua.edu
Fax	205-348-8841
Website	www.RollTide.com
Mailing Address	1201 Coliseum Drive Room 170 Tuscaloosa, AL 35487



## ALABAMA IN OT

Alabama has played in three overtime games this season and holds a 2-1 record in those contests. The Crimson Tide first beat Kansas, 71-65, on Dec. 4, in extra time. Alabama's next overtime matchup came at Auburn on Feb. 20, where the Tide won 63-61. That was followed by a, 71-65, loss at Georgia on Feb. 23. The last time Alabama played three overtime games in a season was during the 2012-13 campaign, and the last time it had back-to-back overtime games was on Dec. 28 and Dec. 29, 1998, against Boston College and St. Joseph's.

## CRIMSON TIDE PICKS UP FIRST ROAD OVERTIME WIN SINCE 2013

Alabama's 63-61 overtime victory at Auburn on Feb. 20, marked the Crimson Tide's first overtime win on the road since it beat Michigan, 76-74, on Nov. 24, 2003, in Ann Arbor. Alabama had played in two overtime games on the road since then.

## LIMITING POINTS

Alabama has held its opponents to 15 points or fewer in 81 of 139 periods (.583) played this season. Even more impressive is that in 29 of those 139 quarters, the Tide opposition has put up 10 points or fewer and in five quarters, five points or fewer.

## ALABAMA SETS AUBURN ARENA REBOUNDING RECORD

In Alabama's, 63-61, overtime win at Auburn on Feb. 20, the Crimson Tide pulled down 56 rebounds, which set the Auburn Arena record for most rebounds in a game. The previous high was 52, which had been achieved four times (last on Nov. 15, 2013 by Auburn vs. Alabama State).

## TIDE PUTS TWO ON SEC ALL-FRESHMAN TEAM

Freshmen Jordan Lewis and Ashley Knight were both named to the SEC All-Freshman Team. This is the first time in program history that Alabama has placed multiple student-athletes on the team and its first selections since Ashley Williams in 2014.

## ALABAMA FRESHMEN TAKE HOME SIX SEC FoW HONORS

Alabama won six of the Southeastern Conference Freshman of the Week honors this season, which is one more than it had won in its program history overall heading into the year. Point guard Jordan Lewis picked up the league honors on Nov. 15, Dec. 27, Jan. 10, Jan. 24 and most recently on Feb. 21, making her the only freshman in program history to earn weekly honors five times and the only student-athlete to accumulate five SEC weekly awards throughout her career. Ashley Knight has also been recognized, earning her award on Dec. 20.

## WIN AT MIZZOU MARKS FIRST SEC ROAD VICTORY SINCE 2014

Alabama's 59-58 victory at Missouri on Sunday, Jan. 8, marked the Crimson Tide's first win in a Southeastern Conference road game since it defeated Vanderbilt, 66-62, on Feb. 23, 2014.

## MEO KNIGHT POURS IN 29 TO LEAD ALABAMA OVER OLE MISS

Junior Meoshonti Knight scored a career-high 29 points in the win over Ole Miss on Thursday, Jan. 5. Her 29 points were the most scored by an Alabama player since Ashley Williams scored the same amount against Alabama A&M on Nov. 26, 2014.

## CURRY COACHES IN GAME No. 100 AT ALABAMA

Alabama's game against Kansas was head coach Kristy Curry's 100th game on the sidelines at Alabama. She enters today's contest with a 63-64 (.496) overall mark in her four seasons with the Tide, which includes a 43-14 (.754) record against non-conference opponents.

## WILLIAMS EARNS UNDERGRADUATE DEGREE

Junior Ashley Williams completed her undergraduate degree in criminal justice in December and has begun work on a master's degree in sports business management. Her jersey now has an SEC Graduate patch to signify her accomplishment.

## FAB FROSH

Alabama's freshmen, Ashley Knight and Jordan Lewis, have made an immediate impact in the Tide's lineup. Lewis, who has started at point guard, leads the team, and ranks fifth in the Southeastern Conference, in assists (4.2 apg) and is third on the team in scoring (9.6 ppg). Knight, the 6-5 post, averages a team-best 2.5 blocks per game while adding 6.4 points and 5.1 rebounds per contest.

## SPECIALTY STATS

Opponent	Paint	Pts off T/O	2ndCh	FastB	Bench
ALABAMA	48	25	20	18	16
New Orleans	16	12	16	0	10
ALABAMA	46	34	13	14	32
Mississippi Valley St.	12	12	6	4	4
ALABAMA	48	23	7	22	30
Lipscomb	6	11	2	0	20
ALABAMA	26	13	13	10	3
Georgia Southern	16	6	2	5	4
ALABAMA	66	44	18	27	46
Alabama A&M	16	4	4	4	6
ALABAMA	44	37	21	14	39
Alcorn State	18	6	5	6	21
ALABAMA	32	11	12	4	28
Kansas	34	13	16	8	27
ALABAMA	28	15	15	6	12
at Georgetown	32	25	4	10	24
ALABAMA	38	29	7	13	25
Georgia State	22	8	13	2	31
ALABAMA	18	6	9	5	8
Georgia Tech	32	15	12	8	23
ALABAMA	48	23	10	0	31
vs. McNeese State	22	14	4	0	25
ALABAMA	36	23	20	0	16
vs. UTEP	28	10	11	0	10
ALABAMA	40	23	7	12	22
Florida A&M	12	11	6	2	26
ALABAMA	14	14	5	6	12
at South Carolina	54	36	18	19	21
ALABAMA	28	16	6	4	13
Ole Miss	26	12	8	0	32
ALABAMA	20	13	21	2	28
at Missouri	22	9	6	2	8
ALABAMA	30	14	2	8	9
Kentucky	34	16	6	4	11
ALABAMA	24	10	2	6	10
Arkansas	28	18	11	16	22
ALABAMA	26	14	8	4	18
Mississippi State	38	28	12	0	23
ALABAMA	24	14	7	3	10
at Ole Miss	32	21	4	6	8
ALABAMA	26	21	21	2	13
at Vanderbilt	24	11	22	2	33
ALABAMA	26	10	11	0	22
Auburn	28	28	11	10	13
ALABAMA	16	15	10	2	7
at LSU	24	28	15	0	9
ALABAMA	18	12	11	5	30
at Texas A&M	34	14	10	7	6
ALABAMA	28	20	6	16	31
Florida	30	16	20	0	2
ALABAMA	30	8	14	8	22
Tennessee	32	8	10	4	15
ALABAMA	22	12	21	2	9
at Auburn	24	21	10	10	10
ALABAMA	24	12	7	7	17
at Georgia	26	10	16	5	17
ALABAMA	26	14	7	2	9
Missouri	22	12	16	0	6
ALABAMA	34	19	8	2	13
vs. Vanderbilt	22	12	17	2	35
ALABAMA	32	7	15	0	26
vs. Tennessee	34	11	7	0	4
ALABAMA	16	8	2	0	15
vs. Kentucky	24	16	11	2	0
ALABAMA	44	8	11	4	16
vs. Mercer	12	18	33	9	15
ALABAMA	38	15	14	8	14
vs. Little Rock	10	19	5	8	7
ALABAMA Totals	1,064	582	381	236	652
Average/Game	31.3	17.1	11.2	6.9	19.2
Opponent Totals	846	511	369	155	528
Average/Game	24.9	15.0	10.9	4.6	15.5

## UA GOES UNDEFEATED IN NOVEMBER FOR SECOND STRAIGHT SEASON

Alabama closed out its first month of the 2016-17 with a perfect 5-0 record, marking the second straight season the Crimson Tide has gone undefeated in November. In 2015, Alabama posted a 6-0 mark, which was the best start since the 2002 season.

### SIX GAMES ... SIX DIFFERENT LEADING SCORERS

Head Coach Kristy Curry has multiple options when it comes to scoring this season. In its first six games, Alabama has had six different leading scorers. In the opener, junior Meo Knight led the way with 18 points. Freshman Jordan Lewis put up 21 in the Tide's second game, while junior Hannah Cook posted 13 to pace Alabama offensively in game No. 3. Junior Ashley Williams scored 19 in the win over Georgia Southern and sophomore Shaquera Wade chipped in a career-best 22 to lead the Tide over Alabama A&M. Against Alcorn State, junior NeNe Bolton and Knight each added 18 points.

### VETERAN LEADERS PROPEL TIDE TO WIN OVER GEORGIA SOUTHERN

Alabama trailed for the first time at the half this season in its game against Georgia Southern on Nov. 22. The Crimson Tide's veteran leaders made a statement coming out of the locker room and scored all 21 of Alabama's third quarter points, led by junior Meoshonti Knight, who finished the frame with eight points, hitting all of her attempts. For the game, UA's juniors scored 53 of its 66 points.

### ALABAMA MISS BASKETBALL JASMINE WALKER SIGNS WITH THE TIDE

Jasmine Walker, the former Jefferson Davis High School standout and one of the nation's top recruits in the 2016 class, signed with Alabama on Tuesday, Jan. 17. Walker, who began her collegiate career at Florida State, is enrolled in classes this semester but will sit out from competition for one calendar year due to NCAA transfer rules.

Walker, a 6-3 forward from Montgomery, Ala., was rated the No. 23 overall prospect and No. 5 post by ESPNW in the 2016 signing class. She earned every state player of the year award including 2016 Alabama Miss Basketball, Gatorade Player of the Year and Class 7A Player of the Year. Walker made history by becoming the first student from a Montgomery public school to be named Alabama Miss Basketball, and was only the second selection ever from Montgomery, joining former Crimson Tide forward Leslie Claybrook. Walker was also a two-time state tournament MVP, three-time all-state selection, a two-time Advertiser All-Metro Player of the Year and was named to the Naismith High School All-America Watch List and a McDonald's All American Game nominee.

Walker finished high school with 1900 points and 908 rebounds and guided Jeff Davis to a 102-26 record throughout her career, where she was a four-year starter for coach LaKenya Knight. Walker led the Lady Vols to back-to-back Class 7A titles in 2015 and 2016. During her senior season, she averaged 19.6 points, 7.9 rebounds and 2.6 assists per game while collecting 13 double-doubles. In the 2016's title game against McGill-Toolen, Walker recorded 18 points and six rebounds. During the 2015 matchup between the two teams in the state championship, she poured in 23 points, setting her season average at 15.9 points to go along with 8.1 rebounds.

### ALABAMA ADDS AMBER RICHARDSON TO ROSTER

Amber Richardson, a 6-0 guard out of Garner, N.C., has signed with Alabama and will begin classes and practicing with the team this semester. The NC State transfer must sit for one calendar year due to NCAA transfer rules, making her eligible in December.

Richardson played in 33 games over the past two seasons for the Wolfpack, finishing with 80 points, 49 rebounds, 12 assists, nine steals and four blocks. As a freshman, she scored a career-high 11 points against Davidson, paced by a 3-for-5 performance from beyond the arc.

Richardson played for Southeast Raleigh High School, helping her team to a 26-4 overall record as a senior and a state runner-up finish. She was a 2015 McDonald's High School All-America nominee and earned first team honors from the All-Greater Neuse River Conference. As a junior, Richardson was named to the News & Observer's All-Metro Team and the Greater Neuse River Player of the Year after leading Southeast Raleigh to a conference championship.

Richardson earned a scout grade of 95 from ESPNW, ranking as the No. 9 wing and No. 72 overall recruit in the class.

## RANKINGS

### TEAM

Category	NCAA	SEC	Value
Assist Turnover Ratio	214	12	0.78
Assists	129	9	438
Assists Per Game	192	11	12.9
Blocked Shots	43	2	149
Block Shots Per Game	57	3	4.4
Fewest Fouls	154	5	538
Fewest Turnovers	298	13	560
Field Goal Percentage	142	12	40.4
Field Goal Percentage Defense	87	4	38.1
Free Throw Attempts	4	1	763
Free Throws Made	13	3	501
Free Throw Percentage	279	14	65.7
Personal Fouls Per Game	72	4	15.8
Rebounding Margin	66	6	4.4
Rebounds	18	1	1,412
Rebounds Per Game	39	1	41.53
Scoring Defense	81	5	60.6
Scoring Margin	68	3	7.4
Scoring Offense	107	8	68.1
Steals	117	7	260
Steals Per Game	169	7	7.6
Three-Point Field Goal Defense	26	3	28.1
Three-Point Field Goals Made	147	3	590
Three-Point Field Goals Per Game	179	6	176
Three-Point Field Goal Percentage	210	7	5.2
Turnover Margin	250	10	29.8
Turnovers Forced	160	8	0.29
Turnovers Per Game	118	6	16.76

### INDIVIDUAL

Category	Name	NCAA	SEC	Value
Assist Turnover Ratio	J. Lewis	223	14	1.29
Assists	J. Lewis	88	4	142
Assists Per Game	J. Lewis	130	5	4.2
Block Shots	A. Knight	18	1	84
Blocked Shots Per Game	A. Knight	23	2	2.47
Free Throw Attempts	M. Knight	73	5	165
Free Throws Made	M. Knight	114	9	112
Three-Pt FGs Attempted	H. Cook	47	1	226
Three-Pt FGs Made	H. Cook	60	1	78
Three-Pt FGs Per Game	H. Cook	94	1	2.29
Three-Pt FG Percentage	H. Cook	117	1	34.5



### **TIDE SIGNS ARIYAH COPELAND TO 2017 CLASS**

Ariyah Copeland, one of the top-rated post prospects of the 2017 class, has signed with Coach Kristy Curry and the Alabama women's basketball program.

Copeland, the 6-3 4/5 post from Columbus, Ga., is rated No. 50 overall by Prospects Nation and No. 72 overall by All Star Girls Report. Prospects Nation also has her as the No. 7 post, while HoopGurlz espnW ranks Copeland No. 14 at her position.

As a junior, Copeland averaged 15.0 points, 11.0 rebounds, 2.5 blocks and 1.7 assists per game for Columbus High School. She helped lead the Blue Devils to the 2016 AAAAAA quarterfinals after winning the region 1-5A championship, where she had 17 points.

Copeland was named honorable mention all-state by the Atlanta Journal Constitution at the conclusion of last season and was also named to the Ledger-Enquirer All-Bi-City Team. She was awarded MVP honors at the 2016 All-Star Game, featuring players from Harris and Muscogee counties, and was selected to participate in the 2016 Valley All-Star Underclassmen Game.

### **#CATCHUSATCOLEMAN**

On May 31, Alabama women's basketball announced it would be returning to Coleman Coliseum starting with the 2016-17 season. The Crimson Tide has played primarily at Foster Auditorium following the building's renovation in 2011.

The women's basketball team split time between Foster Auditorium and Coleman Coliseum from 1974-81, until permanently moving to Coleman from 1981-2011. The Crimson Tide reopened Foster with its game against Florida on Feb. 13, 2011, following an extensive renovation of the building. Since then, women's basketball has played all but four of its home games, which includes two season-opening doubleheaders with men's basketball and a pair of 5th Grade Fastbreak games, at Foster Auditorium.

### **CURRY RECEIVES CONTRACT EXTENSION**

Head Coach Kristy Curry received a contract extension prior to the 2016-17 season, keeping her on as head coach of the Crimson Tide women's basketball team through 2020.

Each season under Curry has produced significant wins, beginning in 2014 when her team won seven Southeastern Conference games marking the most since the 2001-02 season. Included in those wins was the first in Lexington against Kentucky since 2002, the first against Georgia since 2004, snapping a 23-game losing streak to the Lady Bulldogs, and the first in program history at Vanderbilt's Memorial Gym. In 2014-15, the Tide reached double-digit wins in non-conference play for the first time since 2010, which included a victory over 12th-ranked Nebraska.

Perhaps the most significant win, however, was the 54-46 victory over Tennessee on Feb. 25, 2016. It was the first in the series for the Tide since 1984, ending a 42-game losing streak to the Lady Volunteers, and the first victory in the series in program history in Tuscaloosa. Later that year, Alabama also made it back to the postseason after having been out the five previous seasons.

### **CLASSROOM CHAMPION: NENE BOLTON**

Heading into her junior season, NeNe Bolton has been a key to Alabama women's basketball's quest to return to the elite level both at the Southeastern Conference and national level. She has also been an important part of the Crimson Tide's ongoing mission of being dominant in the classroom.

"Coach (Kristy) Curry and the staff really emphasize that we are student-athletes and that the student part of that comes first," Bolton said. "They keep us focused on academics and let us know that what we do in the classroom is first and foremost."

That emphasis on academics paid dividends when Bolton earned a summer grade point average of 3.468, helping pace the women's basketball team to an outstanding 3.58 team GPA for the summer.

Among the women's basketball players who attended classes this summer, all 11 posted better than a 3.0 GPA including Taylor Berry and Jordan Lewis who both hold career GPAs of 4.0.

## STARTING LINEUPS

OPPONENT	RESULT	POINT GUARD	GUARD	GUARD/FORWARD	FORWARD	FORWARD
New Orleans	W, 78-57	Jordan Lewis	Meo Knight	Hannah Cook	Shaquera Wade	Ashley Williams
Mississippi Valley State	W, 93-44	Jordan Lewis	Meo Knight	Hannah Cook	Shaquera Wade	Ashley Williams
Lipscomb	W, 82-35	Jordan Lewis	Meo Knight	Hannah Cook	Shaquera Wade	Ashley Williams
Georgia Southern	W, 66-48	Jordan Lewis	Meo Knight	Hannah Cook	Shaquera Wade	Ashley Williams
Alabama A&M	W, 97-29	Jordan Lewis	Meo Knight	Hannah Cook	Shaquera Wade	Ashley Williams
Alcorn State	W, 93-43	Jordan Lewis	Meo Knight	Hannah Cook	Shaquera Wade	Ashley Williams
Kansas	W, 71-65 <sup>OT</sup>	Jordan Lewis	Meo Knight	Hannah Cook	Shaquera Wade	Ashley Williams
at Georgetown	L, 59-70	Jordan Lewis	Meo Knight	Hannah Cook	Shaquera Wade	Ashley Williams
Georgia State	W, 80-57	Jordan Lewis	Meo Knight	Hannah Cook	Shaquera Wade	Ashley Williams
Georgia Tech	W, 67-65	Jordan Lewis	Meo Knight	Hannah Cook	Shaquera Wade	Ashley Knight
vs. McNeese State	W, 84-63	Jordan Lewis	Meo Knight	Hannah Cook	Shaquera Wade	Ashley Williams
vs. UTEP	W, 78-60	Jordan Lewis	Meo Knight	Hannah Cook	Shaquera Wade	Ashley Williams
Florida A&M	W, 81-46	Jordan Lewis	Meo Knight	Hannah Cook	Shaquera Wade	Ashley Williams
at No. 6/6 South Carolina	L, 45-93	Jordan Lewis	Meo Knight	Hannah Cook	Shaquera Wade	Ashley Williams
Ole Miss	W, 90-80	Jordan Lewis	Meo Knight	Hannah Cook	Shaquera Wade	Ashley Williams
at Missouri	W, 59-58	Jordan Lewis	Meo Knight	Hannah Cook	Shaquera Wade	Ashley Williams
Kentucky	L, 54-71	Jordan Lewis	Meo Knight	Hannah Cook	Shaquera Wade	Ashley Williams
Arkansas	L, 50-68	Jordan Lewis	Meo Knight	Hannah Cook	Shaquera Wade	Ashley Williams
No. 4/4 Mississippi State	L, 54-67	Jordan Lewis	Meo Knight	Hannah Cook	Shaquera Wade	Ashley Williams
at Ole Miss	W, 65-57	Jordan Lewis	Meo Knight	Hannah Cook	Shaquera Wade	Ashley Williams
at Vanderbilt	L, 80-87	Jordan Lewis	Meo Knight	Hannah Cook	Shaquera Wade	Ashley Knight
Auburn	L, 55-66	Jordan Lewis	Meo Knight	Hannah Cook	Shaquera Wade	Ashley Knight
at LSU	L, 41-48	Jordan Lewis	Meo Knight	Hannah Cook	Shaquera Wade	Ashley Knight
at Texas A&M	L, 48-69	Jordan Lewis	Hannah Cook	Shaquera Wade	Ashley Williams	Ashley Knight
Florida	L, 56-66	Jordan Lewis	Hannah Cook	Shaquera Wade	Ashley Williams	Ashley Knight
Tennessee	W, 65-57	Jordan Lewis	Meo Knight	Hannah Cook	Ashley Williams	NeNe Bolton
at Auburn	W, 63-61 <sup>OT</sup>	Jordan Lewis	Meo Knight	Hannah Cook	Ashley Williams	NeNe Bolton
at Georgia	L, 65-71 <sup>OT</sup>	Jordan Lewis	Meo Knight	Hannah Cook	Ashley Williams	NeNe Bolton
Missouri	L, 56-65	Jordan Lewis	Meo Knight	Hannah Cook	Ashley Williams	NeNe Bolton
vs. Vanderbilt	W, 77-57	Jordan Lewis	Hannah Cook	Shaquera Wade	Ashley Williams	NeNe Bolton
vs. Tennessee	W, 72-64	Jordan Lewis	Hannah Cook	Shaquera Wade	Ashley Williams	NeNe Bolton
vs. Kentucky	L, 55-65	Jordan Lewis	Hannah Cook	Shaquera Wade	Ashley Williams	NeNe Bolton
vs. Mercer	W, 81-57	Jordan Lewis	Hannah Cook	Shaquera Wade	Ashley Williams	NeNe Bolton
vs. Little Rock	W, 55-53	Jordan Lewis	Hannah Cook	Shaquera Wade	Ashley Williams	NeNe Bolton

## ALABAMA RECORD WHEN ...

At home .....	14-6	40% or better on 3PT .....	5-1
On the road .....	3-6	Less than 40% on 3PT .....	16-12
At neutral sites .....	4-1		
In SEC games .....	5-11	More turnovers than opp. ....	7-7
SEC home games .....	2-6	Less turnovers than opp. ....	13-6
SEC road games .....	3-5	Same turnovers as opp. ....	1-0
In non-conference games .....	16-2		
In overtime .....	2-1	Scoring 80 or more points .....	9-1
		Scoring 70-79 points .....	5-0
In games decided by		Scoring 60-69 points .....	5-1
5 points or less .....	4-0	Scoring 50-59 points .....	2-8
6-10 points .....	5-6	Scoring less than 50 points .....	0-3
11 points or more .....	12-7		
		Allowing 80 or more points .....	1-2
Leading at the half .....	15-3	Allowing 70-79 points .....	0-3
Trailing at the half .....	4-10	Allowing 60-69 points .....	6-7
Tied at the half .....	2-0	Allowing 50-59 points .....	8-0
		Allowing less than 50 points .....	6-1
Shooting 40% or better .....	14-3	On Sunday .....	6-7
Shooting less than 40% .....	7-10	On Monday .....	3-0
Opp. better than 40% .....	4-11	On Tuesday .....	2-0
Opp. 40% or less .....	17-2	On Wednesday .....	2-0
Shooting better than opp. ....	15-1	On Thursday .....	7-5
Shooting worse than opp. ....	7-12	On Friday .....	1-1
Shooting the same as opp. ....	1-0	On Saturday .....	
Outrebounding opp. ....	19-3	In November .....	5-0
Opp. outrebounds UA.....	2-9	In December .....	7-1
Rebounds are tied .....	0-1	In January .....	3-6
		In February .....	2-5
70% or better on FT .....	10-6	In March .....	4-1
70% or less on FT .....	11-7		
More FT att. than opp. ....	20-6		
Less FT att. than opp. ....	1-7		
Same FT att. as opp. ....			

# **PLAYER GAME-BY-GAME (POINTS - REBOUNDS - ASSISTS)**

OPPONENT	1 BOLTON	3 LEWIS	5 DA SILVA	11 COOK	13 C. KNIGHT	15 M. KNIGHT	20 WILLIAMS	21 BERRY	23 WADE	25 A. KNIGHT
New Orleans	INJ	11-8-4	0-1-0	7-3-2	4-4-0	18-4-4	10-6-0	0-0-0	16-3-1	12-7-0
Mississippi Valley State	10-5-1	21-7-2	8-2-2	11-3-2	2-5-3	8-7-2	6-6-2	0-0-0	15-11-3	12-6-0
Lipscomb	6-7-1	12-7-5	2-4-3	13-8-4	11-1-0	12-6-1	5-8-0	3-0-0	10-4-1	8-6-0
Georgia Southern	0-2-0	7-4-4	3-0-1	17-8-1	0-0-1	14-3-4	19-14-0	DNP	6-11-4	0-1-0
Alabama A&M	12-4-1	4-1-3	3-4-3	8-2-0	6-1-2	10-7-3	7-2-0	0-2-1	22-3-2	19-13-1
Alcorn State	18-7-0	9-5-4	7-1-4	13-8-3	6-4-2	18-2-3	5-3-0	0-0-0	9-10-1	4-6-1
Kansas	18-9-1	4-5-2	0-0-0	10-8-4	3-0-1	17-4-1	5-8-2	DNP	7-8-2	7-6-0
at Georgetown	3-2-0	10-7-6	0-1-2	11-3-2	0-0-0	6-7-0	10-5-3	DNP	10-4-0	9-7-0
Georgia State	11-1-0	14-8-5	3-1-1	15-4-1	3-2-1	9-8-3	6-1-0	DNP	11-8-1	8-6-1
Georgia Tech	0-3-0	7-2-8	0-0-1	19-4-0	2-2-0	13-7-2	6-3-1	DNP	15-11-2	5-8-0
vs. McNeese State	10-2-0	11-5-4	0-1-3	10-4-4	5-5-1	20-3-2	6-2-1	DNP	6-9-2	16-12-0
vs. UTEP	6-1-0	17-2-6	2-1-2	19-4-1	2-1-1	10-6-3	2-3-2	0-0-0	14-7-0	6-5-0
Florida A&M	6-3-2	11-3-4	2-2-3	9-8-4	2-1-1	16-6-2	7-3-1	0-0-0	16-10-2	12-7-0
at No. 6/6 South Carolina	9-0-0	10-1-4	0-0-0	5-2-0	2-2-2	8-6-2	5-6-1	DNP	5-1-0	1-3-0
Ole Miss	7-6-0	11-2-7	0-2-1	18-4-2	0-1-1	29-3-2	7-6-1	DNP	12-7-1	6-5-1
at Missouri	18-9-1	5-2-7	0-2-0	5-8-1	6-0-0	8-2-0	5-9-0	DNP	8-3-2	4-3-0
Kentucky	5-1-0	0-3-3	0-1-0	7-6-3	2-2-0	9-4-1	5-6-0	DNP	24-6-2	2-2-0
Arkansas	6-1-2	1-3-0	0-0-1	5-8-0	0-1-0	10-5-3	13-6-0	DNP	11-2-3	4-2-0
No. 4/4 Mississippi State	2-0-0	10-1-2	0-0-1	16-5-0	10-3-1	2-7-1	6-10-0	DNP	2-3-1	6-3-1
at Ole Miss	1-1-0	22-6-4	0-0-0	17-8-2	2-1-2	13-4-1	0-2-2	DNP	3-8-2	7-5-0
at Vanderbilt	4-4-0	15-3-5	0-0-0	17-4-0	2-2-0	11-3-2	7-3-1	DNP	16-5-2	8-5-1
Auburn	17-7-0	0-2-2	DNP	16-3-1	2-0-3	4-2-3	3-4-0	DNP	7-7-4	6-5-0
at LSU	4-6-0	13-3-2	0-0-0	5-3-0	0-5-0	4-2-0	3-7-0	0-0-0	3-6-2	9-6-0
at Texas A&M	9-4-0	8-1-3	0-0-0	1-0-1	10-4-2	11-1-1	5-10-3	0-0-0	2-2-0	2-6-0
Florida	14-5-0	11-4-1	0-0-0	6-4-4	6-1-1	11-1-2	0-7-1	DNP	6-4-1	2-2-0
Tennessee	9-3-1	8-7-8	0-0-0	16-9-2	18-8-3	5-8-0	5-11-0	DNP	2-4-0	2-0-0
at Auburn	13-5-0	12-7-2	0-0-0	15-13-1	7-3-0	10-6-3	4-7-1	DNP	0-4-1	2-4-0
at Georgia	10-4-0	9-3-3	6-0-0	7-8-1	0-0-0	14-3-5	8-7-0	DNP	6-7-2	5-6-0
Missouri	13-6-1	12-2-1	0-2-2	7-3-2	2-1-0	8-5-4	7-4-0	DNP	0-1-1	7-0-0
vs. Vanderbilt	6-5-2	13-3-6	0-1-0	15-1-2	1-1-0	10-2-1	9-8-1	0-0-0	21-4-4	2-1-0
vs. Tennessee	6-3-1	10-5-8	0-2-0	8-5-2	0-1-0	16-6-3	10-9-1	DNP	12-1-1	10-11-0
vs. Kentucky	7-4-1	0-2-7	0-0-0	22-1-3	4-2-1	9-6-2	9-7-1	DNP	2-5-0	2-5-0
vs. Mercer	14-2-0	10-4-7	5-1-4	10-4-2	0-0-0	5-6-1	19-12-2	0-1-1	12-8-3	6-2-0
vs. Little Rock	5-4-0	7-5-3	0-0-0	4-2-1	0-0-0	6-2-2	15-9-0	DNP	10-7-2	8-7-0

# **POINT PRODUCTION**

OPPONENT	BACK COURT	FRONT COURT	STARTERS	RESERVES	SENIORS	JUNIORS	SOPHOMORES	FRESHMEN
New Orleans	40	38	62	16	N/A	39	16	23
Mississippi Valley State	50	43	61	32	N/A	45	15	33
Lipscomb	53	29	52	30	N/A	49	13	20
Georgia Southern	41	25	63	3	N/A	53	6	7
Alabama A&M	37	60	51	46	N/A	52	22	23
Alcorn State	57	36	54	39	N/A	71	9	13
Kansas	34	37	43	28	N/A	53	7	11
at Georgetown	27	32	47	12	N/A	30	10	19
Georgia State	44	36	55	25	N/A	47	11	22
Georgia Tech	41	26	59	8	N/A	40	15	12
vs. McNeese State	46	38	53	31	N/A	51	6	27
vs. UTEP	50	28	62	16	N/A	41	14	23
Florida A&M	40	41	59	22	N/A	42	16	23
at No. 6/6 South Carolina	25	20	33	12	N/A	29	5	11
Ole Miss	58	32	77	13	N/A	61	12	17
at Missouri	24	35	31	28	N/A	42	8	9
Kentucky	18	36	45	9	N/A	28	24	2
Arkansas	16	34	40	10	N/A	34	11	5
No. 4/4 Mississippi State	38	16	36	18	N/A	36	2	16
at Ole Miss	54	11	55	10	N/A	33	3	29
at Vanderbilt	45	35	67	13	N/A	41	16	23
Auburn	22	33	33	22	N/A	42	7	6
at LSU	22	19	34	7	N/A	16	3	22
at Texas A&M	30	18	18	30	N/A	36	2	10
Florida	34	22	25	31	N/A	37	6	13
Tennessee	47	18	43	22	N/A	53	2	10
at Auburn	44	19	54	9	N/A	49	0	14
at Georgia	36	29	48	17	N/A	45	6	14
Missouri	29	27	47	9	N/A	37	0	19
vs. Vanderbilt	39	38	64	13	N/A	41	21	15
vs. Tennessee	34	38	46	26	N/A	40	12	20
vs. Kentucky	35	20	40	15	N/A	51	2	2
vs. Mercer	30	51	65	16	N/A	53	12	16
vs. Little Rock	17	38	41	14	N/A	30	10	15
<b>TOTALS</b>	<b>1,257 (.543)</b>	<b>1,058 (.457)</b>	<b>1,663 (.718)</b>	<b>652 (.282)</b>	<b>0</b>	<b>1,447 (.625)</b>	<b>324 (.140)</b>	<b>529 (.235)</b>



# GAME-BY-GAME HIGHS

OPPONENT	RESULT	POINTS	REBOUNDS	ASSISTS	STEALS	BLOCKS
New Orleans	W, 78-57	18, M. Knight	8, Lewis	4, M. Knight 4, Lewis	5, M. Knight	1, A. Knight
Mississippi Valley State	W, 93-44	21, Lewis	11, Wade	3, C. Knight 3, Wade	2, Cook 2, A. Knight 2, Lewis 2, Wade	5, Bolton
Lipscomb	W, 82-35	13, Cook	8, Williams	5, Lewis	3, Wade	3, A. Knight
Georgia Southern	W, 66-48	19, Williams	14, Williams	4, M. Knight 4, Lewis 4, Wade	2, M. Knight	1, Wade
Alabama A&M	W, 97-29	22, Wade	13, A. Knight	3, da Silva 3, M. Knight 3, Lewis	7, Wade	2, A. Knight
Alcorn State	W, 93-43	18, Bolton 18, M. Knight	10, Wade	4, da Silva 4, Lewis	4, M. Knight	4, A. Knight
Kansas	W, 71-65 <sup>OT</sup>	18, Bolton	9, Bolton	4, Cook	4, Cook	3, Bolton
at Georgetown	L, 59-70	11, Cook	7, A. Knight 7, M. Knight 7, Lewis	6, Lewis	2, Lewis 2, Wade	1, A. Knight
Georgia State	W, 80-57	15, Cook	8, M. Knight 8, Lewis 8, Wade	5, Lewis	4, Wade	2, A. Knight
Georgetown	W, 67-65	19, Cook	11, Wade	8, Lewis	2, Lewis 2, Wade	A. Knight 2, Wade
vs. McNeese State	W, 84-63	20, M. Knight	12, A. Knight	4, Cook 4, Lewis	2, Cook 2, M. Knight	6, A. Knight
vs. UTEP	W, 78-60	19, Cook	7, Wade	6, Lewis	4, Wade	4, A. Knight
Florida A&M	W, 81-46	16, M. Knight 16, Wade	10, Wade	4, Cook 4, Lewis	3, Lewis	5, A. Knight
at No. 6/6 South Carolina	L, 45-93	10, Lewis	6, M. Knight 6, Williams	4, Lewis	2, M. Knight	2, A. Knight
Ole Miss	W, 90-80	29, M. Knight	7, Wade	7, Lewis	3, M. Knight	5, A. Knight
at Missouri	W, 59-58	18, Bolton	9, Bolton 9, Williams	7, Lewis	2, Cook	1, Bolton 1, M. Knight
Kentucky	L, 54-71	24, Wade	6, Cook 6, Wade 6, Williams	3, Cook 3, Lewis	4, C. Knight	1, A. Knight
Arkansas	L, 50-68	13, Williams	8, Cook	3, M. Knight 3, Wade	4, Lewis	4, A. Knight
No. 4/4 Mississippi State	L, 54-67	16, Cook	10, Williams	2, Lewis	3, Cook	2, A. Knight
at Ole Miss	W, 65-57	22, Lewis	8, Cook 8, Wade	4, Lewis	4, Wade	4, A. Knight
at Vanderbilt	L, 80-87	17, Cook	5, A. Knight 5, Wade	5, Lewis	3, Wade	3, A. Knight
Auburn	L, 55-66	17, Bolton	7, Bolton 7, Wade	4, Wade	1, Cook	2, Bolton
at LSU	L, 41-48	13, Lewis	7, Williams	2, Lewis 2, Wade	2, Wade	1, A. Knight 1, Wade
at Texas A&M	L, 48-69	11, M. Knight	10, Williams	3, Lewis 3, Williams	2, Bolton 2, A. Knight	1, Bolton 1, Wade
Florida	L, 56-66	14, Bolton	7, Williams	4, Cook	4, M. Knight	2, Bolton 2, A. Knight
Tennessee	W, 65-57	18, C. Knight	11, Williams	8, Lewis	2, Lewis	1, Bolton 1, Lewis
at Auburn	W, 63-61 <sup>OT</sup>	15, Cook	13, Cook	3, M. Knight	3, Cook 3, Lewis	5, A. Knight
at Georgia	L, 65-71 <sup>OT</sup>	14, M. Knight	8, Cook	5, M. Knight	2, M. Knight	None
Missouri	L, 56-65	13, Bolton	6, Bolton	4, M. Knight	2, Cook	4, A. Knight
vs. Vanderbilt	W, 77-57	21, Wade	8, Williams	6, Lewis	1, Cook 1, M. Knight 1, Lewis 1, Wade	3, A. Knight
vs. Tennessee	W, 72-64	16, M. Knight	11, A. Knight	8, Lewis	2, Wade	6, A. Knight
vs. Kentucky	L, 55-65	22, Cook	9, Williams	7, Lewis	3, Wade	1, Bolton 1, A. Knight
vs. Mercer	W, 81-57	19, Williams	12, Williams	7, Lewis	2, da Silva	3, M. Knight
vs. Little Rock	W, 55-53	15, Williams	9, Williams	3, Lewis	3, Lewis	5, A. Knight



1

6-0 • Junior

Forward

**QUANETRIA BOLTON**

Anniston, Ala. (Anniston HS)

**CAREER HIGHS**

Points	21 vs. Mississippi Valley State (11/22/15)
Rebounds	12 vs. Georgetown (12/12/15)
FG Made	9 vs. Mississippi Valley State (11/22/15)
FG Att.	16 at Arkansas (2/18/16)
3PT FG Made	3 at Missouri (1/8/17)
3PT FG Att.	6 vs. Tennessee (2/17/16)
FT Made	6 - 2X, last vs. Kansas (12/4/16)
FT Att.	10 vs. Kansas (12/4/16)
Assists	3 vs. Kentucky (1/2/15)
Steals	4 at Florida (1/21/16)
Blocks	5 vs. Mississippi Valley State (11/14/16)
Minutes	29 - 2X, last at Auburn (2/20/17)

**SEC HIGHS**

Points	19 at Arkansas (2/18/16)
Rebounds	9 - 2X, last at Missouri (1/8/17)
FG Made	7 - 3X, last at Missouri (1/8/17)
FG Att.	16 at Arkansas (2/18/16)
3PT FG Made	3 at Missouri (1/8/17)
3PT FG Att.	6 vs. Tennessee (2/17/16)
FT Made	5 - 2X, last vs. Auburn (1/29/17)
FT Att.	7 - 2X, last at Arkansas (2/18/16)
Assists	3 vs. Kentucky (1/2/15)
Steals	4 at Florida (1/21/16)
Blocks	4 at Texas A&M (2/16/15)
Minutes	29 - 2X, last at Auburn (2/20/17)

**2016-17 SEASON HIGHS**

Points	18 - 2X, last vs. Kansas (12/4)
Rebounds	9 - 2X, last at Missouri (1/8/17)
FG Made	8 vs. Alcorn State (12/1)
FG Att.	15 vs. Kansas (12/1)
3PT FG Made	3 at Missouri (1/8)
3PT FG Att.	6 vs. Tennessee (2/17)
FT Made	6 vs. Kansas (12/4)
FT Att.	10 vs. Kansas (12/4)
Assists	2 - 2X, last vs. Arkansas (1/15)
Steals	2 - 2X, last at Texas A&M (2/9)
Blocks	5 vs. Mississippi Valley State (11/14)
Minutes	29 - 2X, last at Auburn (2/20/17)

**NOTES:** **New Orleans (11/11):** Did not play in the season opener (concussion). **Mississippi Valley State (11/14):** Had 10 points, five rebounds, a career-best five blocks, one assist and one steal. **Lipscomb (11/17):** Recorded six points, seven rebounds and an assist in 16 minutes off the bench. **Alabama A&M (11/27):** Finished with 12 points, four rebounds, one assist and one steal. **Alcorn State (12/1):** Scored a season-high 18 points and added seven rebounds and two blocks. **Kansas (12/4):** Matched her season high in points with 18 and set a new season best in rebounds with nine, while recording three blocks, one assist and one steal. **Georgia State (12/15):** Chipped in 11 points, one rebound and a block. **McNeese State (12/19):** Added 10 points, two rebounds and a pair of blocks in 14 minutes. **Florida A&M (12/28):** Collected six points, three rebounds, two assists and two steals. **South Carolina (1/1):** Finished with nine points and a block. **Ole Miss (1/5):** Chipped in seven points and six rebounds in 10 minutes of action. **Missouri (1/8):** Hit the game-winning three with 0.4 seconds left ... scored a season-high 18 points while hitting a career-high three threes ... also had a season- and SEC-high nine boards. **Kentucky (1/12):** Had five points and one rebound against the Wildcats. **Arkansas (1/15):** Collected six points, one rebound, two assists and one steal. **Ole Miss (1/22):** Had multiple blocks for the fifth game this season with two against the Rebels. **Vanderbilt (1/26):** Recorded four points, four rebounds and one steal. **Auburn (1/29):** Scored a team-high 17 points, pulled down a team-best seven rebounds and added two blocks. **LSU (2/5):** Finished with six rebounds and four points in 10 minutes of action. **Texas A&M (2/9):** Chipped in nine points, four rebounds, one block and two steals. **Florida (2/12):** Led Alabama in scoring with 14 points in addition to five rebounds and two blocks. **Tennessee (2/16):** Made her first start of the season and recorded nine points, three rebounds, one assist and one block. **Auburn (2/20):** Helped Alabama to its first win at Auburn since 2011 with 13 points, five rebounds, two blocks and one steal. **Georgia (2/23):** Finished with 10 points, four rebounds and one steal. **Missouri (2/26):** Led Alabama in scoring and rebounding with 13 points and six boards. **Vanderbilt (3/1):** Recorded six points, five rebounds, two assists and one block. **Tennessee (3/2):** Collected six points, three rebounds, one block and one assist. **Kentucky (3/3):** Added seven points, four rebounds, one assist and one block. **Mercer (3/16):** Contributed 14 points, two rebounds, one block and one steal. **Little Rock (3/19):** Chipped in five points and four boards.

**2016-17 GAME-BY-GAME STATS**

OPPONENT	DATE	GS	MIN	FG	FGA	PCT	3FG	3FGA	PCT	FT	FTA	PCT	OFF	DEF	TOT	AVG	PF	A	TO	BLK	STL	PTS	AVG
New Orleans	11/11	DNP																					
Miss. Valley St.	11/14		20	4	6	.667	0	0	.000	2	5	.400	2	3	5	5.0	4	1	2	5	1	10	10.0
Lipscomb	11/17		16	3	5	.600	0	0	.000	0	0	.000	0	7	7	6.0	1	1	0	0	0	6	8.0
Ga. Southern	11/22		11	0	5	.000	0	0	.000	0	0	.000	2	0	2	4.7	2	0	1	0	0	0	5.3
Alabama A&M	11/27		23	5	11	.455	0	1	.000	2	2	1.000	1	3	4	4.5	0	1	0	0	1	12	7.0
Alcorn State	12/1		20	8	13	.615	0	0	.000	2	4	.500	3	4	7	5.0	1	0	2	2	0	18	9.2
Kansas	12/4		22	6	15	.400	0	0	.000	6	10	.600	6	3	9	5.7	2	1	2	3	1	18	10.7
at Georgetown	12/11		9	1	6	.167	0	0	.000	1	2	.500	1	1	2	5.1	2	0	1	0	0	3	9.6
Georgia State	12/15		15	4	9	.444	1	2	.500	2	4	.500	1	0	1	4.6	0	0	0	1	0	11	9.8
Georgia Tech	12/17		6	0	3	.000	0	0	.000	0	0	.000	2	1	3	4.8	0	0	0	0	0	0	9.4
vs. McNeese St.	12/19		14	4	8	.500	0	0	.000	2	2	1.000	1	1	2	4.2	2	0	0	2	0	10	8.8
vs. UTEP	12/20		8	3	5	.600	0	0	.000	0	0	.000	1	0	1	3.9	1	0	0	0	0	6	8.5
Florida A&M	12/28		11	3	6	.500	0	0	.000	0	0	.000	1	2	3	3.8	2	2	0	0	2	6	8.3
at S. Carolina	1/1		16	4	7	.571	1	1	1.000	0	0	.000	0	0	0	3.5	1	0	3	1	0	9	8.4
Ole Miss	1/5		10	2	4	.500	0	0	.000	3	6	.500	2	4	6	3.7	5	1	2	0	0	7	8.3
at Missouri	1/8		19	7	10	.700	3	4	.750	1	2	.500	2	7	9	4.1	2	1	1	1	1	18	8.9
Kentucky	1/12		15	2	4	.500	0	1	.000	1	2	.500	0	1	1	3.9	4	0	1	0	0	5	8.7
Arkansas	1/15		23	3	7	.429	0	2	.000	0	0	.000	0	1	1	3.7	1	2	1	0	1	6	8.5
Miss. State	1/19		19	1	3	.333	0	1	.000	0	0	.000	0	0	0	3.5	2	0	2	1	1	2	8.2
at Ole Miss	1/22		11	0	4	.000	0	1	.000	1	2	.500	0	1	1	2.4	4	0	1	2	0	1	7.8
at Vanderbilt	1/26		13	2	3	.667	0	1	.000	0	0	.000	2	2	4	3.4	1	0	1	0	1	4	7.6
Auburn	1/29		20	6	11	.545	0	0	.000	5	5	1.000	5	2	7	3.6	2	0	3	2	0	17	8.0
at LSU	2/5		10	0	0	.000	0	0	.000	4	4	1.000	3	3	6	3.7	1	0	4	0	0	4	7.9
at Texas A&M	2/9		16	3	7	.429	1	3	.333	2	2	1.000	2	2	4	3.7	3	0	0	1	2	9	7.9
Florida	2/12		20	5	8	.625	0	1	.000	4	4	1.000	2	3	5	3.8	3	0	0	2	0	14	8.2
Tennessee	2/16	*	29	4	9	.444	1	6	.167	0	0	.000	2	1	3	3.7	1	1	0	1	0	9	8.2
at Auburn	2/20	*	29	5	9	.556	1	3	.333	2	2	1.000	2	3	5	3.8	0	1	2	1	1	13	8.4
at Georgia	2/23	*	25	5	10	.500	0	3	.000	0	1	.000	3	1	4	3.8	4	0	0	1	1	10	8.4
Missouri	2/26	*	22	4	6	.667	2	2	1.000	3	4	.750	2	4	6	3.9	2	1	1	1	0	13	8.6
vs. Vanderbilt	3/1	*	18	3	5	.600	0	1	.000	0	0	.000	2	3	5	3.9	5	2	0	1	0	6	8.5
vs. Tennessee	3/2	*	16	2	4	.500	1	1	1.000	1	2	.500	0	3	3	3.9	2	1	0	1	0	6	8.4
vs. Kentucky	3/3	*	20	3	9	.333	1	5	.200	0	0	.000	0	4	4	3.9	4	1	2	1	0	7	8.4
Mercer	3/16	*	18	5	10	.500	2	4	.500	2	2	1.000	0	2	2	3.8	0	0	1	1	1	14	8.6
Little Rock	3/19	*	14	2	8	.250	1	2	.500	0	0	.000	2	2	4	3.8	2	0	1	0	0	5	8.5

Miscellaneous Stats	2016-17	Career	Miscellaneous Stats	2016-17	Career
Games Started	9	28	Led UA in Scoring	6	11
Double Figure Points	13	30	Led UA in Rebounding	4	12
Double Figure Rebounds	—	4	Led UA in Assists	—	2
Double-Doubles	—	3	Led UA in Steals	1	1
20-plus Points	—	1	Led UA in Blocks	7	26

Year	GP	GS	Min	Avg	FG	FGA	Pct	3FG	3FGA	Pct	FT	FTA	Pct	Off	Def	Tot	Avg	PF	FO	A	TO	Blk	Stl	Pts	Avg
2014-15	29	0	427	14.7	55	149	.369	10	56	.179	27	41	.659	33	69	102	3.5	66	2	15	27	25	11	147	5.1
2015-16	31	19	567	18.3	121	244	.496	12	43	.279	35	50	.700	57	70	127	4.1	70	1	13	34	41	17	289	9.3
2016-17	33	9	558	16.9	109	230	.474	15	45	.333	46	67	.687	52	74	126	3.8	66	2	15	33	31	14	279	8.5
TOTAL	93	28	1552	16.7	285	623	.457	37	144	.257	108	158	.684	142	213	355	3.8	202	5	43	94	97	42	715	7.7



3

5-7 • Freshman

Guard

## JORDAN LEWIS

Windermere, Fla. (Lake Highland Prep)

## CAREER HIGHS

Points	22 at Ole Miss (1/22/17)
Rebounds	8 - 2X, last vs. Georgia State (12/15/16)
FG Made	8 vs. Miss. Valley State (11/14/16)
FG Att.	15 - 2X, last at LSU (2/5/17)
3PT FG Made	4 at Vanderbilt (1/26/17)
3PT FG Att.	8 vs. Missouri (2/26/17)
FT Made	10 at Ole Miss (1/22/17)
FT Att.	14 at Ole Miss (1/22/17)
Assists	8 - 3X, last vs. Tennessee (3/2/17)
Steals	4 - 2X, last vs. Arkansas (1/15/17)
Blocks	1 vs. Tennessee (2/16/17)
Minutes	43 at Georgia (2/23/17)

## SEC HIGHS

Points	22 at Ole Miss (1/22/17)
Rebounds	7 - 2X, last at Auburn (2/20/17)
FG Made	6 at Ole Miss (1/22/17)
FG Att.	15 - 2X, last at LSU (2/5/17)
3PT FG Made	4 at Vanderbilt (1/26/17)
3PT FG Att.	8 vs. Missouri (2/26/17)
FT Made	10 at Ole Miss (1/22/17)
FT Att.	14 at Ole Miss (1/22/17)
Assists	8 vs. Tennessee (2/16/17)
Steals	4 vs. Arkansas (1/15/17)
Blocks	1 vs. Tennessee (2/16/17)
Minutes	43 at Georgia (2/23/17)

## 2016-17 SEASON HIGHS

Points	22 at Ole Miss (1/22)
Rebounds	8 - 2X, last vs. Georgia State (12/15)
FG Made	8 vs. Miss. Valley State (11/14)
FG Att.	15 - 2X, last at LSU (2/5)
3PT FG Made	4 at Vanderbilt (1/26)
3PT FG Att.	8 vs. Missouri (2/26)
FT Made	10 at Ole Miss (1/22)
FT Att.	14 at Ole Miss (1/22)
Assists	8 - 3X, last vs. Tennessee (3/2)
Steals	4 - 2X, last vs. Arkansas (1/15)
Blocks	1 vs. Tennessee (2/16)
Minutes	43 at Georgia (2/23)

## 2016-17 AWARDS

- SEC Newcomer of the Year (AP)
- HERO Sports National Newcomer of the Year
- SEC All-Freshman Team (Coaches)
- SEC Freshman of the Week (Nov. 15)
- SEC Freshman of the Week (Dec. 27)
- SEC Freshman of the Week (Jan. 10)
- SEC Freshman of the Week (Jan. 24)
- SEC Freshman of the Week (Feb. 21)

## INDIVIDUAL RANKINGS

Category	NCAA	SEC	Value
Assist Turnover Ratio	223	12	1.29
Assists	88	4	142
Assists Per Game	130	5	4.2

**2016-17 NOTES:** **New Orleans (11/11):** Started at point guard in her Crimson Tide debut where she finished with 11 points, eight rebounds, four assists, both of which were game highs, and four steals. **Mississippi Valley State (11/14):** Led the game in scoring with 21 points in addition to seven rebounds, two assists and two steals. **Lipscomb (11/17):** Added 12 points, seven rebounds, five assists and one steal. **Georgia Southern (11/22):** Chipped in seven points, four rebounds, a game-high four assists and a steal. **Alabama A&M (11/27):** Finished with four points, one rebound, three assists and three steals. **Alcorn State (12/1):** Recorded nine points, five rebounds, four assists and a steal. **Kansas (12/4):** Had four points, five rebounds, two assists and a steal in the win. **Georgetown (12/11):** Dished six assists, in addition to 10 points, seven rebounds and a pair of steals. **Georgia State (12/15):** Had a solid all-around game with 14 points, eight rebounds, five assists and a steal. **Georgia Tech (12/17):** Dished out a season-best eight assists while running the point against a tough defense for 36 minutes ... also added seven points, two rebounds and two steals. **McNeese State (12/19):** Finished with 11 points, five rebounds and four assists. **UTEP (12/20):** Had a 2:1 assist/turnover ratio with six assists and three steals in 32 minutes ... also scored 17 points, 12 of which came in the first quarter to spark the Tide offense. **Florida A&M (12/28):** Collected 11 points, four assists, three rebounds and three steals ... went 7-for-8 from the free throw line. **South Carolina (1/1):** Scored a team-high 10 points in addition to four assists, one rebound and one steal. **Ole Miss (1/5):** Chipped in 11 points, seven assists, two rebounds and a pair of steals. **Missouri (1/8):** Dished out seven assists in addition to scoring five points. **Kentucky (1/12):** Three rebounds, three assists and a steal against the Wildcats. **Arkansas (1/15):** Matched her career high in steals with four. **Mississippi State (1/19):** Had 10 points, two assists, two steals and one rebound. **Ole Miss (1/22):** Scored a season-high 22 points and added six rebounds, four assists and one steal. **Vanderbilt (1/26):** Recorded 15 points, 12 of which came from three-point range, three rebounds, five assists and a pair of steals. **LSU (2/5):** Led Alabama in scoring with 13 points. **Texas A&M (2/9):** Finished with eight points, three assists and one rebound. **Florida (2/12):** Had 11 points, four rebounds and one assist. **Tennessee (2/16):** Collected eight points, seven rebounds, a career-high tying eight assists, two steals and her first career block in the win over the Lady Vols. **Auburn (2/20):** Helped Alabama to its first win at Auburn since 2011 with 12 points, seven rebounds, two assists and three steals ... scored three of Alabama's 10 points in overtime and pulled down two clutch defensive rebounds on Auburn's final two possessions in the bonus period. **Georgia (2/23):** Finished with nine points, three rebounds, three assists and one steal. **Missouri (2/26):** Added 12 points, two rebounds, one assist and one steal. **Vanderbilt (3/1):** Recorded 13 points, six assists with no turnovers, three rebounds and one steal. **Tennessee (3/2):** Collected 10 points, five rebounds and a career-high tying eight assists. **Kentucky (3/3):** Dished out a game-high seven assists and pulled down a pair of rebounds. **Mercer (3/3):** Contributed 10 points, four rebounds and seven assists. **Little Rock (3/19):** Scored the game-winning basket with 5.1 second remaining ... finished with seven points, five rebounds, three assists and three steals.

## 2016-17 GAME-BY-GAME STATS

OPPONENT	DATE	GS	MIN	FG	FGA	PCT	3FG	FGA	PCT	FT	FTA	PCT	OFF	DEF	TOT	AVG	PF	A	TO	BLK	STL	PTS	AVG
New Orleans	11/11	*	32	5	11	.455	1	3	.333	0	2	.000	1	7	8	8.0	3	4	4	0	4	11	11.0
Miss. Valley St.	11/14	*	28	8	12	.667	2	3	.667	3	7	.429	3	4	7	7.5	2	2	2	0	2	21	16.0
Lipscomb	11/17	*	28	5	8	.625	0	1	.000	2	3	.667	3	4	7	7.3	0	5	0	0	1	12	14.7
Ga. Southern	11/22	*	34	2	7	.286	2	4	.500	2	6	.333	1	3	4	6.5	1	4	1	0	1	8	13.0
Alabama A&M	11/27	*	18	1	2	.500	1	2	.500	1	2	.500	0	1	1	5.4	0	3	1	0	3	4	11.2
Alcorn State	12/1	*	20	3	5	.600	0	2	.000	3	4	.750	2	3	5	5.3	2	4	3	0	1	9	10.8
Kansas	12/4	*	40	1	10	.100	1	5	.200	1	2	.500	1	4	5	5.3	2	2	3	0	1	4	9.9
at Georgetown	12/11	*	34	3	11	.273	0	2	.000	4	6	.667	4	3	7	5.5	5	6	3	0	2	10	9.9
Georgia State	12/15	*	31	4	11	.364	1	2	.500	5	7	.714	2	6	8	5.8	2	5	6	0	1	14	10.3
Georgia Tech	12/17	*	36	2	10	.200	1	5	.200	2	2	1.000	0	2	2	5.2	1	8	4	0	2	7	10.0
vs. McNeese St.	12/19	*	29	3	6	.500	2	3	.667	3	4	.750	0	5	5	5.4	2	4	4	0	0	11	10.1
vs. UTEP	12/20	*	32	6	12	.500	3	5	.600	2	4	.500	1	1	2	5.1	2	6	3	0	2	17	10.7
Florida A&M	12/28	*	27	2	9	.222	0	4	.000	7	8	.875	1	2	3	4.9	1	4	3	0	3	11	10.7
at S. Carolina	1/1	*	36	3	10	.300	1	3	.333	3	4	.750	1	0	1	4.6	0	4	5	0	1	10	10.6
Ole Miss	1/5	*	36	2	5	.400	1	4	.250	6	10	.600	0	2	2	4.5	5	7	5	0	2	11	10.7
at Missouri	1/8	*	36	2	9	.222	0	5	.000	1	1	1.000	0	2	2	4.3	1	7	2	0	0	5	10.3
Kentucky	1/12	*	28	0	6	.000	0	1	.000	0	0	.000	1	2	3	4.2	2	3	4	0	1	0	9.7
Arkansas	1/15	*	24	0	5	.000	0	4	.000	1	4	.250	0	3	3	4.2	0	1	0	4	1	9.2	
Miss. State	1/19	*	26	4	6	.667	0	1	.000	2	2	1.000	0	1	1	4.0	2	2	4	0	2	10	9.3
at Ole Miss	1/22	*	36	6	11	.545	0	1	.000	10	14	.714	1	5	6	3.0	2	4	5	0	1	22	9.9
at Vanderbilt	1/26	*	36	5	15	.333	4	7	.571	1	2	.500	1	2	3	4.0	4	5	4	0	2	15	10.1
Auburn	1/29	*	37	0	3	.000	0	2	.000	0	0	.000	0	2	2	4.0	1	2	6	0	0	0	9.7
at LSU	2/5	*	35	5	15	.333	2	6	.333	1	1	1.000	1	2	3	3.9	5	2	6	0	1	13	9.8
at Texas A&M	2/9	*	30	3	7	.429	2	4	.500	0	0	.000	0	1	1	3.8	0	3	2	0	0	8	9.8
Florida	2/12	*	38	3	14	.214	2	7	.286	3	4	.750	0	4	4	3.8	3	1	5	0	0	11	9.8
Tennessee	2/16	*	36	2	13	.154	0	4	.000	4	6	.667	3	4	7	3.9	1	8	2	1	2	8	9.7
at Auburn	2/20	*	42	3	13	.231	1	6	.167	5	6	.833	3	4	7	4.0	4	2	4	0	3	12	9.8
at Georgia	2/23	*	43	2	10	.200	1	6	.167	4	7	.571	2	1	3	4.0	2	3	1	0	1	9	9.8
Missouri	2/26	*	32	4	13	.308	1	8	.125	3	3	1.000	0	2	2	3.9	3	1	2	0	1	12	9.9
vs. Vanderbilt	3/1	*	28	3	7	.429	3	5	.600	4	4	1.000	0	3	3	3.9	3	6	0	0	1	13	10.0
vs. Tennessee	3/2	*	37	1	8	.125	1	2	.500	7	8	.875	1	4	5	3.9	0	8	5	0	0	10	10.0
vs. Kentucky	3/3	*	31	0	2	.000	0	2	.000	0	0	.000	0	2	2	3.9	2	7	3	0	0	0	9.7
Mercer	3/16	*	33	3	8	.375	1	3	.333	3	4	.750	0	4	4	3.9	0	7	3	0	0	10	9.7
Little Rock	3/19	*	34	3	13	.231	0	2	.000	1	3	.333	3	2	5	3.9	3	3	4	0	3	7	9.6

Miscellaneous Stats	2016-17	Career
Games Started	34	34
Double Figure Points	20	20
Double Figure Rebounds	—	—
Double-Doubles	—	—
20-plus Points	2	2

Miscellaneous Stats	2016-17	Career
Led UA in Scoring	4	4
Led UA in Rebounding	3	3
Led UA in Assists	26	26
Led UA in Steals	9	9
Led UA in Blocks	1	1

## CAREER STATS

Year	GP	GS	Min	Avg	FG	FGA	Pct	3FG	3FGA	Pct	FT	FTA	Pct	Off	Def	Tot	Avg	PF	FO	A	TO	Blk	Stl	Pts	Avg
2016-17	34	34	1103	32.4	99	307	.322	34	124	.274	94	140	.671	36	97	133	3.9	66	3	142	110	1	48	326	9.6





5-6 • Junior

Guard

## ALANA DA SILVA

Sao Paulo, Brazil (New Mexico JC)

### CAREER HIGHS

Points	8 vs. Miss. Valley State (11/14/16)
Rebounds	4 - 2X, last vs. Alabama A&M (11/27/16)
FG Made	3 - 2X, last vs. Alcorn State (12/1/16)
FG Att.	7 at Georgia (2/23/17)
3PT FG Made	2 at Georgia (2/23/17)
3PT FG Att.	6 at Georgia (2/23/17)
FT Made	1 - 3X, last vs. Georgia State (12/15/16)
FT Att.	3 vs. Alcorn State (12/1/16)
Assists	4 - 2X, last vs. Mercer (3/16/17)
Steals	2 vs. Mercer (3/16/17)
Blocks	1 vs. Arkansas (1/15/17)
Minutes	24 vs. Alabama A&M (11/27/16)

### SEC HIGHS

Points	6 at Georgia (2/23/17)
Rebounds	2 - 2X, last vs. Missouri (2/26/17)
FG Made	2 at Georgia (2/23/17)
FG Att.	7 at Georgia (2/23/17)
3PT FG Made	2 at Georgia (2/23/17)
3PT FG Att.	6 at Georgia (2/23/17)
FT Made	
FT Att.	
Assists	2 vs. Missouri (2/26/17)
Steals	1 - 3X, last vs. Tennessee (2/16/17)
Blocks	1 vs. Arkansas (1/15/17)
Minutes	14 vs. Arkansas (1/15/17)

### 2016-17 SEASON HIGHS

Points	8 vs. Miss. Valley State (11/14)
Rebounds	4 - 2X, last vs. Alabama A&M (11/27)
FG Made	3 - 2X, last vs. Alcorn State (12/1)
FG Att.	7 at Georgia (2/23)
3PT FG Made	2 at Georgia (2/23)
3PT FG Att.	6 at Georgia (2/23)
FT Made	1 - 3X, last vs. Georgia State (12/15)
FT Att.	3 vs. Alcorn State (12/1)
Assists	4 - 2X, last vs. Mercer (3/16)
Steals	2 vs. Mercer (3/16)
Blocks	1 vs. Arkansas (1/15)
Minutes	24 vs. Alabama A&M (11/27)

### 2016-17 NOTES

**New Orleans (11/11):** Played nine minutes in the season opener and collected one rebound. **Mississippi Valley State (11/14):** Had eight points, two rebounds, two assists and a steal. **Lipscomb (11/17):** Collected two points, four rebounds, three assists and a steal. **Georgia Southern (11/22):** Scored the only points off the bench for the Tide with three ... also added one assist and a steal. **Alabama A&M (11/27):** Notched three points, four rebounds and three assists. **Alcorn State (12/1):** Provided the Tide with 17 valuable minutes at the point, finishing with seven points, a season-high four assists and one rebound. **Georgia State (12/15):** Had three points, one rebound, one assist and one steal. **McNeese State (12/19):** Finished with three assists and a rebound in her 12 minutes off the bench. **UTEP (12/20):** Chipped in two points, two assists and one rebound. **Florida A&M (12/28):** Collected two points, two rebounds and a trio of assists. **Ole Miss (1/5):** Added two rebounds and an assist. **Missouri (1/8):** Pulled down two rebounds. **Kentucky (1/12):** Had one rebound and one steal against the Wildcats. **Arkansas (1/15):** Recorded one assist, one block and one steal. **Georgia (2/23):** Knocked down a pair of threes to finish with six points on the road. **Mercer (3/16):** Contributed five points, one rebound, four assists and two steals.

### 2016-17 GAME-BY-GAME STATS

OPPONENT	DATE	GS	MIN	FG	FGA	PCT	3FG	3FGA	PCT	FT	FTA	PCT	OFF	DEF	TOT	AVG	PF	A	TO	BLK	STL	PTS	AVG
New Orleans	11/11	9	0	2	.000	0	1	.000	0	2	.000	0	1	1	1.0	0	0	0	0	0	0	0.0	
Miss. Valley St.	11/14	14	3	5	.600	1	2	.500	1	2	.500	0	2	2	1.5	1	2	4	0	1	8	4.0	
Lipscomb	11/17	12	1	2	.500	0	1	.000	0	0	.000	0	4	4	2.3	0	3	1	0	1	2	3.3	
Ga. Southern	11/22	9	1	2	.500	1	2	.500	0	0	.000	0	0	0	1.8	0	1	1	0	1	3	3.3	
Alabama A&M	11/27	24	1	4	.250	0	2	.000	1	2	.500	1	3	4	2.2	1	3	1	0	0	3	3.2	
Alcorn State	12/1	17	3	4	.750	1	2	.500	0	3	.000	0	1	1	2.0	1	4	1	0	0	7	3.8	
Kansas	12/4	5	0	1	.000	0	1	.000	0	0	.000	0	0	0	1.7	0	0	0	0	0	0	3.3	
at Georgetown	12/11	12	0	1	.000	0	0	.000	0	0	.000	0	1	1	1.6	0	2	2	0	1	0	2.9	
Georgia State	12/15	13	1	2	.500	0	0	.000	1	2	.500	0	1	1	1.6	0	1	1	0	1	3	2.9	
Georgia Tech	12/17	5	0	0	.000	0	0	.000	0	0	.000	0	0	0	1.4	0	1	0	0	0	0	2.9	
vs. McNeese St.	12/19	12	0	0	.000	0	0	.000	0	2	.000	0	1	1	1.4	0	3	1	0	0	0	2.4	
vs. UTEP	12/20	12	1	2	.500	0	1	.000	0	0	.000	0	1	1	1.3	0	2	0	0	0	2	2.3	
Florida A&M	12/28	16	1	1	1.000	0	0	.000	0	0	.000	0	2	2	1.4	0	3	2	0	0	2	2.3	
at S. Carolina	1/1	6	0	1	.000	0	0	.000	0	0	.000	0	0	0	1.3	0	0	3	0	0	0	2.1	
Ole Miss	1/5	4	0	1	.000	0	1	.000	0	0	.000	0	2	2	1.3	0	1	1	0	0	0	2.0	
at Missouri	1/8	5	0	2	.000	0	1	.000	0	0	.000	1	1	2	1.4	0	0	0	0	0	0	1.9	
Kentucky	1/12	9	0	1	.000	0	0	.000	0	0	.000	0	1	1	1.4	1	0	0	0	1	0	1.8	
Arkansas	1/15	14	0	3	.000	0	2	.000	0	0	.000	0	0	0	1.3	0	1	2	1	1	0	1.7	
Miss. State	1/19	8	0	1	.000	0	0	.000	0	0	.000	0	0	0	1.2	2	1	1	0	0	0	1.6	
at Ole Miss	1/22	2	0	0	.000	0	0	.000	0	0	.000	0	0	0	0.6	2	0	1	0	0	0	1.5	
at Vanderbilt	1/26	4	0	2	.000	0	0	.000	0	0	.000	0	0	0	1.1	0	0	0	0	0	0	1.4	
Auburn	1/29	DNP																					
at LSU	2/5	4	0	0	.000	0	0	.000	0	0	.000	0	0	0	1.0	0	0	1	0	0	0	1.4	
at Texas A&M	2/9	10	0	1	.000	0	1	.000	0	0	.000	0	0	0	1.0	0	0	0	0	0	0	1.3	
Florida	2/12	2	0	1	.000	0	0	.000	0	0	.000	0	0	0	1.0	0	0	0	0	0	0	1.3	
Tennessee	2/16	4	0	0	.000	0	0	.000	0	0	.000	0	0	0	0.9	0	0	1	0	1	0	1.2	
at Auburn	2/20	1	0	0	.000	0	0	.000	0	0	.000	0	0	0	0.9	0	0	0	0	0	0	1.2	
at Georgia	2/23	13	2	7	.286	2	6	.333	0	0	.000	0	0	0	0.9	3	0	1	0	0	6	1.3	
Missouri	2/26	12	0	0	.000	0	0	.000	0	0	.000	0	2	2	0.9	0	2	2	0	0	0	1.3	
vs. Vanderbilt	3/1	13	0	2	.000	0	1	.000	0	0	.000	0	1	1	0.9	0	0	1	0	0	0	1.2	
vs. Tennessee	3/2	7	0	1	.000	0	0	.000	0	0	.000	0	2	2	0.9	0	0	2	0	0	0	1.2	
vs. Kentucky	3/3	6	0	0	.000	0	0	.000	0	0	.000	0	0	0	0.9	1	0	1	0	0	0	1.2	
Mercer	3/16	7	2	3	.667	1	2	.500	0	0	.000	0	1	1	0.9	1	4	3	0	2	5	1.3	
Little Rock	3/19	4	0	0	.000	0	0	.000	0	0	.000	0	0	0	0.9	0	0	0	0	0	0	1.2	

Miscellaneous Stats	2016-17	Career	Miscellaneous Stats	2016-17	Career
Games Started	—	—	Led UA in Scoring	—	—
Double Figure Points	—	—	Led UA in Rebounding	—	—
Double Figure Rebounds	—	—	Led UA in Assists	2	2
Double-Doubles	—	—	Led UA in Steals	1	1
20-plus Points	—	—	Led UA in Blocks	—	—

CAREER STATS																						
Year	GP	GS	Min	Avg	FG	FGA	Pct	3FG	3FGA	Pct	FT	FTA	Pct	Off	Def	Tot	Avg	PF	FO	A	TO	Blk
2016-17	33	0	295	8.9	16	52	.308	6	26	.231	3	13	.231	2	27	29	0.9	13	0	34	34	1



11

6-0 • Junior

Guard

## HANNAH COOK

Ozark, Mo. (Ozark HS)

## CAREER HIGHS

Points	24 - 2X, last at Arkansas (2/18/16)
Rebounds	15 vs. Middle Tennessee (11/27/15)
FG Made	8 at UT Martin (12/2/15)
FG Att.	19 vs. Duke (11/16/14)
3PT FG Made	6 vs. Georgetown (12/12/15)
3PT FG Att.	14 vs. Ga. Southern (11/22/16)
FT Made	6 - 2X, last vs. Tennessee (2/16/17)
FT Att.	8 - 4X, last vs. Tennessee (2/16/17)
Assists	6 at Arkansas (2/18/16)
Steals	4 - 4X, last vs. Kansas (12/4/16)
Blocks	1 - 12X, last vs. Arkansas (1/15/17)
Minutes	42 vs. Kansas (12/4/16)

## SEC HIGHS

Points	24 - 2X, last at Arkansas (2/18/16)
Rebounds	13 at Auburn (2/20/17)
FG Made	7 - 2X, last at Arkansas (2/18/16)
FG Att.	14 vs. Kentucky (1/2/15)
3PT FG Made	5 - 2X, last at Auburn (1/14/16)
3PT FG Att.	10 - 4X, last at Georgia (2/23/17)
FT Made	6 - 2X, last vs. Tennessee (2/16/17)
FT Att.	8 - 3X, last vs. Tennessee (2/16/17)
Assists	6 at Arkansas (2/18/16)
Steals	4 - 2X, last at Arkansas (2/18/16)
Blocks	1 - 6X, last vs. Arkansas (1/15/17)
Minutes	41 at Georgia (2/23/17)

## 2016-17 SEASON HIGHS

Points	22 vs. Kentucky (3/3)
Rebounds	13 at Auburn (2/20)
FG Made	8 vs. Kentucky (3/3)
FG Att.	17 vs. Kentucky (3/3)
3PT FG Made	6 vs. Kentucky (3/3)
3PT FG Att.	14 vs. Ga. Southern (11/22)
FT Made	6 vs. Tennessee (2/16)
FT Att.	8 vs. Tennessee (2/16)
Assists	4 - 5X, last vs. Florida (2/12)
Steals	4 vs. Kansas (12/4)
Blocks	1 - 2X, last vs. Arkansas (1/15)
Minutes	42 vs. Kansas (12/4)

## 2016-17 NOTES

**New Orleans (11/11):** Recorded seven points, three rebounds, two assists and a steal in 21 minutes against the Privateers. **Mississippi Valley State (11/14):** Added 11 points, three rebounds, two assists and a pair of steals. **Lipscomb (11/17):** Led all scorers with 13 points in addition to eight rebounds, four assists and a steal.

**Georgia Southern (11/22):** Had 17 points, 15 of which came from three-point range, eight rebounds, one assist and one steal. **Alabama A&M (11/27):** Contributed eight points, two rebounds and a steal. **Alcorn State (12/1):** Chipped in 13 points, eight rebounds, three assists and one steal.

**Kansas (12/4):** Hit the game-tying three-pointer with 0.3 remaining in regulation to send the game into overtime ... finished with 10 points, eight rebounds, four assists and four steals. **Georgetown (12/11):** Led Alabama in scoring with 11 points, in addition to three rebounds and a pair of assists. **Georgia State (12/15):** Scored a game-high 15 points and had four rebounds, two steals, one assist and a block. **Georgia Tech (12/17):** Finished with a game-best 19 points, 12 of which came from beyond the arc, four rebounds and a steal. **McNeese State (12/19):** Added 10 points, four rebounds, four assists and two steals for the Tide.

**UTEP (12/20):** Led Alabama in scoring with 19 points, in addition to four rebounds and one assist. **Florida A&M (12/28):** Just shy of a double-double with nine points and eight rebounds in addition to four assists and one steal.

**South Carolina (1/1):** Finished with five points, two rebounds and a steal. **Ole Miss (1/5):** Chipped in 18 points, four rebounds, two assists and a steal. **Missouri (1/8):** Finished with eight rebounds, five points, one assist and two steals.

**Kentucky (1/12):** Had seven points, six rebounds, three assists and two steals. **Arkansas (1/15):** Collected five points, eight rebounds and one block. **Mississippi State (1/19):** Scored a game-high 16 points and added five rebounds and three steals. **Ole Miss (1/22):** Hit a trio of timely three-pointers and finished with 17 points, eight rebounds, two assists and one steal.

**Vanderbilt (1/26):** Scored a team-high 17 points while adding four rebounds and a steal. **Auburn (1/29):** Recorded 16 points, three rebounds, one assist and one steal. **Florida (2/12):** Added six points, four rebounds and four assists. **Tennessee (2/16):** Chipped in 16 points, nine rebounds, two assists and one steal. **Auburn (2/20):** Led Alabama to its first win at Auburn since 2011 with 15 points, 13 rebounds, three steals and one assist ... hit the game-winning basket after pulling down a clutch offensive rebound.

**Georgia (2/23):** Finished with 7 points, a team-high eight rebounds, one assist and one steal. **Missouri (2/26):** Added seven points, three rebounds, two assists and two steals. **Vanderbilt (3/1):** Recorded 15 points, one rebound, two assists and one steal. **Tennessee (3/2):** Scored the 1,000th point of her career after finishing the game with eight points ... also collected five rebounds and two assists.

**Kentucky (3/3):** Scored a season-high 22 points, 18 of which came from three-point range, while adding three assists, one rebound and a steal. **Mercer (3/16):** Contributed 10 points, four rebounds, two assists and one steal. **Little Rock (3/19):** Chipped in four points, two rebounds, one assist and one steal.


## 2016-17 GAME-BY-GAME STATS

OPPONENT	DATE	GS	MIN	FG	FGA	PCT	3FG	3FGA	PCT	FT	FTA	PCT	OFF	DEF	TOT	AVG	PF	A	TO	BLK	STL	PTS	AVG
New Orleans	11/11	*	21	3	5	.600	1	2	.500	0	0	.000	2	1	3	3.0	2	2	2	0	1	7	7.0
Miss. Valley St.	11/14	*	28	4	9	.444	3	7	.429	0	0	.000	0	3	3	3.0	3	2	3	0	2	11	9.0
Lipscomb	11/17	*	25	5	11	.455	3	8	.375	0	0	.000	0	8	8	4.7	0	4	2	0	1	13	10.3
Ga. Southern	11/22	*	33	6	16	.375	5	14	.357	0	0	.000	1	7	8	5.5	4	1	1	0	1	17	12.0
Alabama A&M	11/27	*	20	3	5	.600	2	4	.500	0	0	.000	0	2	2	4.8	3	0	1	0	1	8	11.2
Alcorn State	12/1	*	26	4	9	.444	3	6	.500	2	2	1.000	3	5	8	5.0	0	3	1	0	1	13	11.5
Kansas	12/4	*	42	2	14	.143	2	10	.200	4	4	1.000	0	8	8	5.7	2	4	3	0	4	10	11.3
at Georgetown	12/11	*	36	2	9	.222	2	5	.400	5	5	1.000	0	3	3	5.4	2	2	3	0	0	11	11.3
Georgia State	12/15	*	34	5	9	.556	3	7	.429	2	2	1.000	2	2	4	5.2	0	1	0	1	2	15	11.7
Georgia Tech	12/17	*	33	6	15	.400	4	11	.364	3	3	1.000	0	4	4	5.3	3	0	2	0	1	19	12.6
vs. McNeese St	12/19	*	27	3	9	.333	2	6	.333	2	2	1.000	2	2	4	5.0	1	4	2	0	2	10	12.2
vs. UTEP	12/20	*	31	6	10	.600	5	9	.556	2	2	1.000	1	3	4	4.9	1	1	5	0	0	19	12.8
Florida A&M	12/28	*	34	3	10	.300	2	7	.286	1	2	.500	2	6	8	5.2	0	4	4	0	1	9	12.5
at S. Carolina	1/1	*	21	1	7	.143	1	5	.200	2	2	1.000	0	2	2	4.9	4	0	4	0	1	5	11.9
Ole Miss	1/5	*	36	5	9	.556	3	6	.500	5	6	.833	0	4	4	4.9	2	2	2	0	1	18	12.3
at Missouri	1/8	*	37	2	10	.200	1	5	.200	0	0	.000	3	5	8	5.1	3	1	3	0	2	5	11.9
Kentucky	1/12	*	32	2	8	.250	1	4	.250	2	2	1.000	0	6	6	5.1	1	3	4	0	2	7	11.6
Arkansas	1/15	*	26	2	9	.222	1	5	.200	0	0	.000	3	5	8	5.3	3	0	3	1	0	5	11.2
Miss. State	1/19	*	35	6	12	.500	3	7	.429	1	2	.500	2	3	5	5.3	3	0	2	0	3	16	11.5
at Ole Miss	1/22	*	39	5	8	.625	4	5	.800	3	4	.750	2	6	8	7.0	2	2	5	0	1	17	11.8
at Vanderbilt	1/26	*	35	5	10	.500	3	6	.500	4	5	.800	1	3	4	5.3	3	0	0	0	1	17	12.0
Auburn	1/29	*	40	6	12	.500	4	10	.400	0	0	.000	1	2	3	5.2	1	1	3	0	1	16	12.2
at LSU	2/5	*	37	2	10	.200	1	6	.167	0	2	.000	0	3	3	5.1	2	0	2	0	1	5	11.9
at Texas A&M	2/9	*	19	0	4	.000	0	2	.000	1	2	.500	0	0	0	4.9	1	1	2	0	1	1	11.4
Florida	2/12	*	37	2	13	.154	1	9	.111	1	1	1.000	1	3	4	4.9	3	4	2	0	0	6	11.2
Tennessee	2/16	*	33	4	11	.364	2	7	.286	6	8	.750	1	8	9	5.0	1	2	1	0	1	16	11.4
at Auburn	2/20	*	40	6	12	.500	2	6	.333	1	3	.333	4	9	13	5.3	2	1	5	0	3	15	11.5
at Georgia	2/23	*	41	2	11	.182	2	10	.200	1	2	.500	1	7	8	5.4	1	1	4	0	1	7	11.4
Missouri	2/26	*	37	2	7	.286	0	2	.000	3	4	.750	1	2	3	5.3	2	2	0	0	2	7	11.2
vs. Vanderbilt	3/1	*	33	6	16	.375	2	7	.286	1	2	.500	0	1	1	5.2	1	2	0	0	1	15	11.3
vs. Tennessee	3/2	*	33	3	12	.250	2	9	.222	0	0	.000	1	4	5	5.2	4	2	1	0	0	8	11.2
vs. Kentucky	3/3	*	35	8	17	.471	6	12	.500	0	0	.000	0	1	1	5.1	2	3	0	0	1	22	11.6
Mercer	3/16	*	34	4	8	.500	2	6	.333	0	0	.000	0	4	4	5.0	2	2	3	0	1	10	11.5
Little Rock	3/19	*	25	1	6	.167	0	1	.000	2	2	1.000	1	1	2	4.9	3	1	2	0	1	4	11.3

Miscellaneous Stats	2016-17	Career	Miscellaneous Stats	2016-17	Career
Games Started	34	90	Led UA in Scoring	9	23
Double Figure Points	20	53	Led UA in Rebounding	6	20
Double Figure Rebounds	1	6	Led UA in Assists	5	9
Double-Doubles	1	4	Led UA in Steals	9	23
20-plus Points	1	6	Led UA in Blocks	—	2

## CAREER STATS

Year	GP	GS	Min	Avg	FG	FGA	Pct	3FG	3FGA	Pct	FT	FTA	Pct	Off	Def	Tot	Avg	PF	FO	A	TO	Blk	Stl	Pts	Avg
2014-15	32	25	819	25.6	93	285	.326	51	171	.298	44	71	.620	16	89	105	3.3	76	1	43	60	7	38	281	8.8
2015-16	31	31	925	29.8	117	310	.377	70	192	.365	68	93	.731	36	144	180	5.8	78	2	35	77	3	54	372	12.0
2016-17	34	34	1095	32.2	126	343	.367	78	226	.345	54	69	.783	35	133	168	4.9	67	0	58	77	2	42	384	11.3
TOTAL	97	90	2839	29.3	336	938	.358	199	589	.338	166	233	.712	87	366	453	4.7	221	3	136	214	12	134	1037	10.7



13

5-7 • Junior

Guard

## COCO KNIGHT

Bay Minette, Ala. (Shelton State CC)

## CAREER HIGHS

Points	18 vs. Tennessee (2/16/17)
Rebounds	8 vs. Tennessee (2/16/17)
FG Made	9 vs. Tennessee (2/16/17)
FG Att.	16 vs. Tennessee (2/16/17)
3PT FG Made	
3PT FG Att.	1 - 3X, last at Georgia (2/23/17)
FT Made	2 - 8X, last vs. Missouri (2/26/17)
FT Att.	5 vs. Mississippi State (1/19/17)
Assists	3 - 3X, last vs. Tennessee (2/16/17)
Steals	4 vs. Kentucky (1/12/17)
Blocks	
Minutes	25 vs. Tennessee (2/16/17)

## SEC HIGHS

Points	18 vs. Tennessee (2/16/17)
Rebounds	8 vs. Tennessee (2/16/17)
FG Made	9 vs. Tennessee (2/16/17)
FG Att.	16 vs. Tennessee (2/16/17)
3PT FG Made	
3PT FG Att.	1 - 3X, last at Georgia (2/23/17)
FT Made	2 - 3X, last vs. Missouri (2/26/17)
FT Att.	5 vs. Mississippi State (1/19/17)
Assists	3 - 2X, last vs. Tennessee (2/16/17)
Steals	4 vs. Kentucky (1/12/17)
Blocks	
Minutes	25 vs. Tennessee (2/16/17)

## 2016-17 SEASON HIGHS

Points	18 vs. Tennessee (2/16)
Rebounds	8 vs. Tennessee (2/16)
FG Made	9 vs. Tennessee (2/16)
FG Att.	16 vs. Tennessee (2/16)
3PT FG Made	
3PT FG Att.	1 - 3X, last at Georgia (2/23)
FT Made	2 - 8X, last vs. Missouri (2/26)
FT Att.	5 vs. Mississippi State (1/19)
Assists	3 - 3X, last vs. Tennessee (2/16)
Steals	4 vs. Kentucky (1/12)
Blocks	
Minutes	25 vs. Tennessee (2/16)

## 2016-17 NOTES

**New Orleans (11/11):** Added four points and four rebounds in 11 minutes off the bench. **Mississippi Valley State (11/14):** Finished with two points, five rebounds, three assists and one steal. **Lipscomb (11/17):** Scored 11 points and had one rebound and a steal. **Alabama A&M (11/27):** Chipped in six points on 3-of-3 shooting, one rebound, two assists and three steals. **Alcorn State (12/1):** Had six points, four rebounds, two assists and a steal in the win. **Georgia State (12/15):** In 11 minutes of action recorded three points, two rebounds and an assist. **McNeese State (12/19):** Contributed five points, five rebounds, one assist and one steal. **UTEP (12/20):** Had two points, one rebounds and an assist. **Florida A&M (12/28):** Collected two points, two steals, one rebound and an assist. **South Carolina (1/1):** Finished with two points, two rebounds and two assists. **Ole Miss (1/5):** Chipped in one rebound and an assist. **Missouri (1/8):** Scored six points in her 14 minutes of reserve action. **Kentucky (1/12):** Had a career-high four steals in addition to two points and two rebounds. **Mississippi State (1/19):** Added 10 points, three rebounds and an assist off the bench. **Ole Miss (1/22):** Chipped in two points, two assists, one rebound and one steal. **Vanderbilt (1/26):** Had two points and a pair of rebounds in 12 minutes off the bench. **Auburn (1/29):** Recorded three assists in 11 minutes of play. **LSU (2/5):** Matched her season high of five rebounds. **Texas A&M (2/9):** Finished with 10 points, four rebounds, two assists and one steal. **Florida (2/12):** Added six points, one rebound, one assist and one steal in 12 minutes. **Tennessee (2/16):** Had her best game of the season, leading Alabama with 18 points, eight rebounds and three assists. **Auburn (2/20):** Helped Alabama to its first win at Auburn since 2011 with seven points and three rebounds. **Kentucky (3/3):** Chipped in four points, two rebounds and an assist.


## 2016-17 GAME-BY-GAME STATS

OPPONENT	DATE	GS	MIN	FG	FGA	PCT	3FG	FGA	PCT	FT	FTA	PCT	OFF	DEF	TOT	AVG	PF	A	TO	BLK	STL	PTS	AVG
New Orleans	11/11	11	1	3	.333	0	0	.000	2	3	.667	2	2	4	4.0	1	0	0	0	0	4	4.0	
Miss. Valley St.	11/14	14	0	2	.000	0	0	.000	2	2	1.000	1	4	5	4.5	1	3	2	0	1	2	3.0	
Lipscomb	11/17	21	5	10	.500	0	0	.000	1	1	1.000	0	1	1	3.3	1	0	0	0	1	11	5.7	
Ga. Southern	11/22	5	0	0	.000	0	0	.000	0	0	.000	0	0	0	2.5	0	1	1	0	0	0	4.3	
Alabama A&M	11/27	13	3	3	1.000	0	0	.000	0	2	.000	0	1	1	2.2	0	2	0	0	3	6	4.6	
Alcorn State	12/1	19	2	3	.667	0	0	.000	2	2	1.000	0	4	4	2.5	1	2	2	0	1	6	4.8	
Kansas	12/4	7	1	3	.333	0	0	.000	1	1	1.000	0	0	0	2.1	0	1	0	0	1	3	4.6	
at Georgetown	12/11	4	0	1	.000	0	0	.000	0	0	.000	0	0	0	1.9	0	0	2	0	0	0	4.0	
Georgia State	12/15	11	1	1	1.000	0	0	.000	1	2	.500	1	1	2	1.9	2	1	0	0	0	3	3.9	
Georgia Tech	12/17	9	1	4	.250	0	0	.000	0	0	.000	1	1	2	2.1	1	0	1	0	0	2	3.7	
vs. McNeese St.	12/19	16	2	4	.500	0	0	.000	1	2	.500	2	3	5	2.2	0	1	4	0	1	5	3.8	
vs. UTEP	12/20	7	0	0	.000	0	0	.000	2	2	1.000	0	1	1	2.1	0	1	0	0	0	2	3.7	
Florida A&M	12/28	6	1	3	.333	0	0	.000	0	0	.000	0	1	1	2.0	0	1	2	0	2	2	3.5	
at S. Carolina	1/1	15	1	4	.250	0	0	.000	0	0	.000	1	1	2	2.0	3	2	2	0	0	2	3.4	
Ole Miss	1/5	3	0	1	.000	0	0	.000	0	0	.000	0	1	1	1.9	2	1	0	0	0	0	3.2	
Missouri	1/8	14	2	5	.400	0	0	.000	2	2	1.000	0	0	0	1.8	0	0	0	0	0	6	3.4	
Kentucky	1/12	13	1	2	.500	0	0	.000	0	0	.000	2	0	2	1.8	3	0	3	0	4	2	3.3	
Arkansas	1/15	10	0	2	.000	0	0	.000	0	2	.000	0	1	1	1.8	0	0	1	0	0	0	3.1	
Miss. State	1/19	18	4	7	.571	0	0	.000	2	5	.400	0	3	3	1.8	2	1	0	0	0	10	3.5	
at Ole Miss	1/22	12	1	2	.500	0	0	.000	0	0	.000	1	0	1	1.4	0	2	1	0	1	2	3.4	
at Vanderbilt	1/26	12	1	5	.200	0	0	.000	0	0	.000	1	1	2	1.8	0	0	0	0	0	2	3.3	
Auburn	1/29	11	1	2	.500	0	0	.000	0	0	.000	0	0	0	1.7	0	3	1	0	0	2	3.3	
at LSU	2/5	14	0	0	.000	0	0	.000	0	0	.000	3	2	5	1.9	4	0	0	0	0	0	3.1	
at Texas A&M	2/9	21	4	11	.364	0	1	.000	2	4	.500	1	3	4	2.0	0	2	0	0	1	10	3.4	
Florida	2/12	12	3	9	.333	0	0	.000	0	0	.000	1	0	1	1.9	0	1	2	0	1	6	3.5	
Tennessee	2/16	25	9	16	.563	0	1	.000	0	0	.000	4	4	8	2.2	2	3	1	0	0	18	4.1	
at Auburn	2/20	18	3	8	.375	0	0	.000	1	2	.500	0	3	3	2.2	0	0	4	0	0	7	4.2	
at Georgia	2/23	6	0	2	.000	0	1	.000	0	0	.000	0	0	0	2.1	0	0	1	0	0	0	4.0	
Missouri	2/26	10	0	2	.000	0	0	.000	2	4	.500	1	0	1	2.1	2	0	0	0	0	2	4.0	
vs. Vanderbilt	3/1	11	0	1	.000	0	0	.000	1	4	.250	0	1	1	2.0	1	0	0	0	0	1	3.9	
vs. Tennessee	3/2	5	0	3	.000	0	2	.000	0	0	.000	1	0	1	2.0	0	0	1	0	0	0	3.7	
vs. Kentucky	3/3	11	2	5	.400	0	0	.000	0	0	.000	0	2	2	2.0	0	1	2	0	0	4	3.8	
Mercer	3/16	6	0	1	.000	0	0	.000	0	0	.000	0	0	0	1.9	0	0	0	0	0	0	3.6	
Little Rock	3/19	4	0	1	.000	0	0	.000	0	0	.000	0	0	0	1.9	0	0	1	0	0	0	3.5	

Miscellaneous Stats	2016-17	Career	Miscellaneous Stats	2016-17	Career
Games Started	—	—	Led UA in Scoring	1	1
Double Figure Points	4	4	Led UA in Rebounding	—	—
Double Figure Rebounds	—	—	Led UA in Assists	1	1
Double-Doubles	—	—	Led UA in Steals	1	1
20-plus Points	—	—	Led UA in Blocks	—	—

CAREER STATS																						
Year	GP	GS	Min	Avg	FG	FGA	Pct	3FG	3FGA	Pct	FT	FTA	Pct	Off	Def	Tot	Avg	PF	FO	A	TO	Blk
2016-17	34	0	394	11.6	49	126	.389	0	5	.000	22	40	.550	23	41	64	1.9	26	0	29	34	0





15

5-8 • Junior

Guard

## MEOSHONTI KNIGHT

Morgan City, La. (Central Catholic HS)

## CAREER HIGHS

Points	29 vs. Ole Miss (1/5/17)
Rebounds	10 vs. North Florida (12/14/15)
FG Made	9 at Florida (1/21/16)
FG Att.	18 vs. LSU (3/2/16)
3PT FG Made	3 at Vanderbilt (1/25/16)
3PT FG Att.	5 - 3X, last at Missouri (1/8/17)
FT Made	12 vs. Alcorn State (12/1/16)
FT Att.	16 vs. Alcorn State (12/1/16)
Assists	5 - 3X, last at Georgia (2/23/17)
Steals	6 - 2X, last vs. Florida (1/21/16)
Blocks	3 vs. Mercer (3/16/17)
Minutes	40 - 2X, last vs. Kansas (12/4/16)

## SEC HIGHS

Points	29 vs. Ole Miss (1/5/17)
Rebounds	8 vs. Tennessee (2/16/17)
FG Made	9 at Florida (1/21/16)
FG Att.	18 vs. LSU (3/2/16)
3PT FG Made	3 at Vanderbilt (1/25/16)
3PT FG Att.	5 - 3X, last at Missouri (1/8/17)
FT Made	11 vs. Ole Miss (1/5/17)
FT Att.	14 vs. Ole Miss (1/5/17)
Assists	5 at Georgia (2/23/17)
Steals	6 - 2X, last vs. Florida (1/21/16)
Blocks	2 vs. Tennessee (2/25/16)
Minutes	40 vs. LSU (3/2/16)

## 2016-17 SEASON HIGHS

Points	29 vs. Ole Miss (1/5)
Rebounds	8 - 2X, last vs. Tennessee (2/16)
FG Made	8 vs. Ole Miss (1/5)
FG Att.	14 - 2X, last vs. Ga. Southern (11/22)
3PT FG Made	2 - 4X, last vs. Tennessee (3/2)
3PT FG Att.	5 at Missouri (1/8)
FT Made	12 vs. Alcorn State (12/1)
FT Att.	16 vs. Alcorn State (12/1)
Assists	5 at Georgia (2/23)
Steals	5 vs. New Orleans (11/11)
Blocks	3 vs. Mercer (3/16)
Minutes	40 vs. Kansas (12/4)

## 2016-17 NOTES

**New Orleans (11/11):** Scored a team-high 18 points while adding five steals, four assists, both of which were game highs, and four rebounds. **Mississippi Valley State (11/14):** Added eight points, seven rebounds, two assists and a steal. **Lipscomb (11/17):** Recorded 12 points, six rebounds, one assist, one block and a steal. **Georgia Southern (11/22):** Scored all 14 points in the second half to propel the Tide to victory ... also contributed three rebounds, four assists and two steals playing in 36 of the 40 minutes. **Alabama A&M (11/27):** Finished with 10 points, seven rebounds, three assists and four steals. **Alcorn State (12/1):** Scored 18 points, 12 of which came from the free throw line, to go with four steals, three assists, two blocks and two rebounds ... her 12 free throws made and 16 attempts were both career highs. **Kansas (12/4):** Tallied 17 points, four rebounds and one assist in the victory. **Georgetown (12/11):** Contributed six points and seven rebounds. **Georgia State (12/15):** Led the game in assists with four, one shy of her career high, and added nine points, eight rebounds and a pair of steals. **Georgia Tech (12/17):** Finished with 13 points, seven rebounds, two assists, one block and a steal. **McNeese State (12/19):** Scored a season-high 20 points to go along with three rebounds, two assists and a pair of steals. **UTEP (12/20):** Had 10 points, six rebounds, three assists and a steal in the win. **Florida A&M (12/28):** Collected 16 points, six rebounds, two assists and a pair of steals. **South Carolina (1/1):** Finished with eight points, a team-high six rebounds, two assists, two steals and a block. **Ole Miss (1/5):** Scored a career-high 29 points in addition to three rebounds, three steals and a pair of assist. **Missouri (1/8):** Recorded eight points, two rebounds and one block. **Kentucky (1/12):** Had nine points, four rebounds, one assist and a steal. **Arkansas (1/15):** Collected 10 points, five rebounds, three assists and one steal. **Mississippi State (1/19):** Pulled down an SEC-high seven rebounds. **Ole Miss (1/22):** Finished with 13 points, four rebounds, three steals and one assist. **Vanderbilt (1/26):** Recorded 11 points, three rebounds, two assists and one steal. **Auburn (1/29):** Had four points, two rebounds, three assists and a block. **Texas A&M (2/9):** Led the Tide in scoring with 11 points. **Florida (2/12):** Added 11 points, one rebound, two assists, one block and four steals. **Tennessee (2/16):** Chipped in five points and eight rebounds. **Auburn (2/20):** Helped Alabama to its first win at Auburn since 2011 with 10 points, six rebounds and three assists. **Georgia (2/23):** Scored a team-best 14 points, including the game-tying basket to send it into overtime ... also matched her career high in assists with five. **Missouri (2/26):** Added eight points, five rebounds, four assists and one steal. **Vanderbilt (3/1):** Recorded 10 points, two rebounds, 1 assist and one steal. **Tennessee (3/2):** Scored a game-high 16 points in addition to six rebounds and three assists. **Kentucky (3/3):** Chipped in nine points, six rebounds and two assists. **Mercer (3/16):** Set a new career high in blocks with three ... also contributed five points, six rebounds and one assist. **Little Rock (3/19):** Added six points, two rebounds, two assists and one block.

## 2016-17 GAME-BY-GAME STATS

OPPONENT	DATE	GS	MIN	FG	FGA	PCT	3FG	FGA	PCT	FT	FTA	PCT	OFF	DEF	TOT	AVG	PF	A	TO	BLK	STL	PTS	AVG
New Orleans	11/11	*	34	6	14	.429	0	4	.000	6	8	.750	2	2	4	4.0	1	4	1	0	5	18	18.0
Miss. Valley St.	11/14	*	23	1	6	.167	0	1	.000	6	12	.500	2	5	7	5.5	1	2	5	0	1	8	13.0
Lipscomb	11/17	*	27	4	10	.400	1	3	.333	3	4	.750	1	5	6	5.7	0	1	0	1	1	12	12.7
Ga. Southern	11/22	*	36	6	14	.429	1	4	.250	1	1	1.000	1	2	3	5.0	0	4	1	0	2	14	13.0
Alabama A&M	11/27	*	19	4	7	.571	0	2	.000	2	4	.500	2	5	7	5.4	3	3	1	0	4	10	12.4
Alcorn State	12/1	*	29	3	7	.429	0	1	.000	12	16	.750	0	2	2	4.8	1	3	2	2	4	18	13.3
Kansas	12/4	*	40	6	13	.462	1	3	.333	4	5	.800	0	4	4	4.7	3	1	1	0	0	17	13.9
at Georgetown	12/11	*	25	2	10	.200	0	1	.000	2	2	1.000	3	4	7	5.0	3	0	0	0	0	6	12.9
Georgia State	12/15	*	31	3	9	.333	0	2	.000	3	4	.750	1	7	8	5.3	3	6	0	2	9	12.4	
Georgia Tech	12/17	*	32	6	12	.500	1	3	.333	0	3	.000	2	5	7	5.3	3	2	4	1	1	13	13.2
vs. McNeese St.	12/19	*	31	7	12	.583	0	1	.000	6	7	.857	0	3	3	5.3	2	3	0	2	20	13.2	
vs. UTEP	12/20	*	28	4	8	.500	1	2	.500	1	2	.500	4	2	6	5.3	2	3	2	0	1	10	12.9
Florida A&M	12/28	*	28	6	10	.600	1	1	1.000	3	3	1.000	1	5	6	5.4	0	2	2	0	2	16	13.2
at S. Carolina	1/1	*	34	3	11	.273	0	3	.000	2	2	1.000	2	4	6	5.4	4	2	3	1	2	8	12.8
Ole Miss	1/5	*	38	8	11	.727	2	3	.667	11	14	.786	0	3	3	5.3	0	2	4	0	3	29	13.9
at Missouri	1/8	*	34	4	12	.333	0	5	.000	0	0	.000	0	2	2	5.1	5	1	0	1	0	8	13.5
Kentucky	1/12	*	37	3	11	.273	0	2	.000	3	4	.750	1	3	4	5.0	3	1	3	0	1	9	13.2
Arkansas	1/15	*	32	2	8	.250	2	2	1.000	4	6	.667	1	4	5	5.0	1	3	4	0	1	10	13.1
Miss. State	1/19	*	33	0	6	.000	0	1	.000	2	8	.250	2	5	7	5.1	1	1	5	0	1	2	12.5
at Ole Miss	1/22	*	33	5	8	.625	1	2	.500	2	5	.400	0	4	4	4.4	1	1	6	0	3	13	12.5
at Vanderbilt	1/26	*	33	3	7	.429	2	3	.667	3	5	.600	0	3	3	5.0	4	2	2	0	1	11	12.4
Auburn	1/29	*	32	2	9	.222	0	3	.000	0	0	.000	0	2	2	4.8	4	3	1	1	0	4	12.0
LSU	2/5	*	23	1	6	.167	0	2	.000	2	2	1.000	0	2	2	4.7	1	0	3	0	1	4	11.7
at Texas A&M	2/9	*	28	4	13	.308	1	4	.250	2	2	1.000	0	1	1	4.5	2	1	3	0	0	11	11.7
Florida	2/12	*	18	4	5	.800	1	1	1.000	2	2	1.000	0	1	1	4.4	0	2	1	1	4	11	11.6
Tennessee	2/16	*	20	2	7	.286	0	2	.000	1	2	.500	1	7	8	4.5	2	0	1	0	0	5	11.4
at Auburn	2/20	*	32	2	11	.182	1	4	.250	5	6	.833	1	5	6	4.6	4	3	2	0	0	10	11.3
at Georgia	2/23	*	31	4	12	.333	1	4	.250	5	9	.556	0	3	3	4.5	3	5	1	0	2	14	11.4
Missouri	2/26	*	29	3	9	.333	0	2	.000	2	5	.400	1	4	5	4.6	2	4	3	0	1	8	11.3
vs. Vanderbilt	3/1	*	18	4	7	.571	0	0	.000	2	2	1.000	0	2	2	4.5	2	1	2	0	1	10	11.3
vs. Tennessee	3/2	*	26	4	7	.571	2	2	1.000	6	10	.600	1	5	6	4.5	0	3	2	0	0	16	11.4
vs. Kentucky	3/3	*	26	2	4	.500	1	2	.500	4	5	.800	0	6	6	4.6	4	2	2	0	0	9	11.3
Mercer	3/16	*	19	1	4	.250	0	1	.000	3	3	1.000	1	5	6	4.6	1	1	2	3	0	5	11.2
Little Rock	3/19	*	23	2	8	.250	0	1	.000	2	2	1.000	0	2	2	4.5	0	2	1	1	0	6	11.0

Miscellaneous Stats	2016-17	Career	Miscellaneous Stats	2016-17	Career
Games Started	27	61	Led UA in Scoring	8	20
Double Figure Points	20	46	Led UA in Rebounding	3	4
Double Figure Rebounds	—	1	Led UA in Assists	7	17
Double-Doubles	—	1	Led UA in Steals	8	24
20-plus Points	2	4	Led UA in Blocks	2	11

## CAREER STATS

Year	GP	GS	Min	Avg	FG	FGA	Pct	3FG	3FGA	Pct	FT	FTA	Pct	Off	Def	Tot	Avg	PF	FO	A	TO	Blk	Stl	Pts	Avg
2014-15	32	3	627	19.6	73	187	.390	10	34	.294	79	121	.653	22	59	81	2.5	40	0	38	64	5	43	235	7.3
2015-16	31	31	863	27.8	108	277	.390	16	70	.229	82	134	.612	20	93	113	3.6	63	2	61	87	10	50	314	10.1
2016-17	34	27	982	28.9	121	308	.393	20	77	.260	112	165	.679	30	124	154	4.5	66	1	69	79	12	46	374	11.0
TOTAL	97	61	2472	25.5	302	772	.391	46	181	.254	273	420	.650	72	276	348	3.6	169	3	168	230	27	139	923	9.5



20

6-0 • Junior

Forward

## ASHLEY WILLIAMS

Covington, Ga. (Alcovy HS)

## CAREER HIGHS

Points	29 vs. Alabama A&M (11/26/14)
Rebounds	15 vs. Mississippi State (2/20/14)
FG Made	13 vs. Alabama A&M (11/26/14)
FG Att.	19 vs. Alabama A&M (11/26/14)
3PT FG Made	
3PT FG Att.	
FT Made	10 vs. LSU (3/2/14)
FT Att.	16 vs. LSU (3/2/14)
Assists	3 - 2X, last at Texas A&M (2/9/17)
Steals	5 vs. Mississippi State (2/22/15)
Blocks	3 vs. Mississippi State (2/20/14)
Minutes	42 at Auburn (2/27/14)

## SEC HIGHS

Points	22 at Auburn (2/27/14)
Rebounds	15 vs. Mississippi State (2/20/14)
FG Made	8 - 4X, last vs. Mississippi State (2/22/15)
FG Att.	15 - 2X, last vs. LSU (3/2/14)
3PT FG Made	
3PT FG Att.	
FT Made	10 vs. LSU (3/2/14)
FT Att.	16 vs. LSU (3/2/14)
Assists	3 at Texas A&M (2/9/17)
Steals	5 vs. Miss. State (2/22/15)
Blocks	5 vs. Miss. State (2/22/15)
Minutes	42 at Auburn (2/27/14)

## 2016-17 SEASON HIGHS

Points	19 - 2X, last vs. Mercer (3/16)
Rebounds	14 vs. Ga. Southern (11/22)
FG Made	7 - 2X, last vs. Mercer (3/16)
FG Att.	14 vs. Ga. Southern (11/22)
3PT FG Made	
3PT FG Att.	
FT Made	7 vs. Arkansas (1/15)
FT Att.	13 vs. Arkansas (1/15)
Assists	3 - 2X, last at Texas A&M (2/9)
Steals	3 - 2X, last vs. UTEP (12/20)
Blocks	1 - 4X, last vs. Vanderbilt (3/1)
Minutes	39 vs. Little Rock (3/19)

## 2016-17 NOTES

**New Orleans (11/11):** Registered 10 points, six rebounds and a steal in the season-opening win. **Mississippi Valley State (11/14):** In limited minutes had six points, six rebounds, two assists and a block. **Lipscomb (11/17):** Chipped in five points and a game-high eight rebounds. **Georgia Southern (11/22):** Had her first double-double of the season with 19 points and 14 rebounds. **Alabama A&M (11/27):** Recorded seven points, two rebounds and a steal. **Alcorn State (12/1):** Contributed five points, three rebounds and three steals. **Kansas (12/4):** Added five points, eight rebounds, two assists and a steal in the victory. **Georgetown (12/11):** Scored 10 points, in addition to five rebounds, a career-high three assists and a steal. **Georgia State (12/15):** Had six points, one rebound and one steal in limited minutes after taking an elbow. **Georgia Tech (12/17):** Came off the bench and contributed six points, three rebounds, one assist and a block. **McNeese State (12/19):** Finished with six points, two rebounds, one assist and one steal. **UTEP (12/20):** Added two points, three rebounds, two assists and three steals. **Florida A&M (12/28):** Collected seven points, three rebounds, two steals and an assist. **South Carolina (1/1):** Finished with a team-high six rebounds, five points and an assist. **Ole Miss (1/5):** Chipped in seven points, six rebounds, one assist and one steal. **Missouri (1/8):** Pulled down nine rebounds and added five points and a steal. **Kentucky (1/12):** Had five points and six rebounds against the Wildcats. **Arkansas (1/15):** Tide's leading scorer with 13 points, in addition to six rebounds and one block. **Mississippi State (1/19):** Had a game-high 10 rebounds to go along with six points. **Ole Miss (1/22):** Finished with two rebounds and two assists in limited minutes. **Vanderbilt (1/26):** Recorded seven points, three rebounds and an assist. **LSU (2/5):** Collected a team-high seven rebounds. **Texas A&M (2/9):** Led the team with 10 rebounds in addition to five points, three assists and a steal. **Florida (2/12):** Team's leader in rebounds with seven. **Tennessee (2/16):** Pulled down double-digit rebounds for the fourth time this season, leading the team with 11 boards. **Auburn (2/20):** Helped Alabama to its first win at Auburn since 2011 by hitting all four of her free throw attempts and pulling down seven boards. **Georgia (2/23):** Finished with eight points and seven rebounds. **Missouri (2/26):** Added seven points, four rebounds and one block. **Vanderbilt (3/1):** Recorded nine points, eight rebounds, one assist and one block. **Tennessee (3/2):** One rebound shy of a double-double with 10 points, nine boards and one assist. **Kentucky (3/3):** Finished with nine points, seven rebounds and an assist ... scored her 1,000th career point in the fourth quarter. **Mercer (3/16):** Recorded her second double-double of the season with 19 points and 12 rebounds in addition to two assists. **Little Rock (3/19):** Had team highs of 15 points and nine rebounds in addition to two steals.

## 2016-17 GAME-BY-GAME STATS

OPPONENT	DATE	GS	MIN	FG	FGA	PCT	3FG	FGA	PCT	FT	FTA	PCT	OFF	DEF	TOT	AVG	PF	A	TO	BLK	STL	PTS	AVG
New Orleans	11/11	*	23	3	7	.429	0	0	.000	4	6	.667	2	4	6	6.0	3	0	1	0	1	10	10.0
Miss. Valley St.	11/14	*	15	2	6	.333	0	0	.000	2	2	1.000	2	4	6	6.0	2	2	0	1	0	6	8.0
Lipscomb	11/17	*	18	0	3	.000	0	0	.000	5	6	.833	3	5	8	6.7	0	0	3	0	0	5	7.0
Ga. Southern	11/22	*	33	7	14	.500	0	0	.000	5	8	.625	5	9	14	8.5	1	0	3	0	0	19	10.0
Alabama A&M	11/27	*	17	3	4	.750	0	0	.000	1	3	.333	2	0	2	7.2	1	0	1	0	1	7	9.4
Alcorn State	12/1	*	17	1	4	.250	0	0	.000	3	4	.750	3	0	3	6.5	3	0	4	0	3	5	8.7
Kansas	12/4	*	25	2	7	.286	0	0	.000	1	4	.250	5	3	8	6.7	3	2	3	0	1	5	8.1
at Georgetown	12/11	*	32	4	12	.333	0	0	.000	2	2	1.000	3	2	5	6.5	1	3	0	0	1	10	8.4
Georgia State	12/15	*	9	3	5	.600	0	0	.000	0	0	.000	0	1	1	5.9	1	1	1	0	1	6	8.1
Georgia Tech	12/17	*	18	2	6	.333	0	0	.000	2	2	1.000	3	0	3	5.7	0	1	2	1	0	6	7.7
vs. McNeese St.	12/19	*	20	1	6	.167	0	0	.000	4	6	.667	2	0	2	5.3	3	1	1	0	1	6	7.7
vs. UTEP	12/20	*	18	0	2	.000	0	0	.000	2	2	1.000	2	1	3	5.1	2	2	0	0	3	2	7.3
Florida A&M	12/28	*	22	3	5	.600	0	0	.000	1	2	.500	1	2	3	4.9	3	1	1	0	2	7	7.2
at S. Carolina	1/1	*	30	2	5	.400	0	0	.000	1	2	.500	1	5	6	5.0	2	1	1	0	0	5	7.1
Ole Miss	1/5	*	26	2	4	.500	0	0	.000	3	5	.600	1	5	6	5.1	3	1	4	0	1	7	7.1
at Missouri	1/8	*	24	1	5	.200	0	0	.000	3	4	.750	3	6	9	5.3	0	0	2	0	1	5	6.9
Kentucky	1/12	*	24	1	7	.143	0	0	.000	3	4	.750	3	3	6	5.4	4	0	2	0	0	5	6.8
Arkansas	1/15	*	25	3	5	.600	0	0	.000	7	13	.538	4	2	6	5.4	1	0	1	1	0	13	7.2
Miss. State	1/19	*	26	2	5	.400	0	0	.000	2	2	1.000	4	6	10	5.6	2	0	7	0	0	6	7.1
at Ole Miss	1/22	*	15	0	2	.000	0	0	.000	0	0	.000	0	2	2	6.6	1	2	3	0	0	0	6.8
at Vanderbilt	1/26	*	18	3	6	.500	0	0	.000	1	2	.500	3	0	3	5.3	4	1	1	0	0	7	6.8
Auburn	1/29	10	1	1	1	1.000	0	0	.000	1	4	.250	0	4	4	5.2	2	0	1	0	0	3	6.6
at LSU	2/5	*	18	0	1	.000	0	0	.000	3	6	.500	1	6	7	5.3	2	0	2	0	0	3	6.4
at Texas A&M	2/9	*	31	2	4	.500	0	0	.000	1	4	.250	7	3	10	5.5	1	3	1	0	1	5	6.4
Florida	2/12	*	28	0	4	.000	0	0	.000	0	0	.000	1	6	7	5.6	2	1	4	0	0	0	6.1
Tennessee	2/16	*	30	2	6	.333	0	0	.000	1	2	.500	6	5	11	5.8	3	0	1	0	0	5	6.1
at Auburn	2/20	*	29	0	4	.000	0	0	.000	4	4	1.000	4	3	7	5.9	1	1	4	0	0	4	6.0
at Georgia	2/23	*	25	1	2	.500	0	0	.000	6	10	.600	3	4	7	5.9	2	0	3	0	0	8	6.1
Missouri	2/26	*	31	2	3	.667	0	0	.000	3	4	.750	2	2	4	5.8	3	0	0	1	0	7	6.1
vs. Vanderbilt	3/1	*	29	3	6	.500	0	0	.000	3	4	.750	3	5	8	5.9	2	1	3	1	0	9	6.2
vs. Tennessee	3/2	*	25	5	9	.556	0	0	.000	0	0	.000	3	6	9	6.0	1	1	1	0	0	10	6.3
vs. Kentucky	3/3	*	34	3	7	.429	0	0	.000	3	5	.600	2	5	7	6.0	1	1	3	0	0	9	6.4
Mercer	3/16	*	34	7	10	.700	0	0	.000	5	8	.625	3	9	12	6.2	1	2	0	0	0	19	6.8
Little Rock	3/19	*	39	6	8	.750	0	0	.000	3	3	1.000	2	7	9	6.3	2	0	3	0	2	15	7.0

Miscellaneous Stats	2016-17	Career	Miscellaneous Stats	2016-17	Career
Games Started	30	84	Led UA in Scoring	4	15
Double Figure Points	7	49	Led UA in Rebounding	13	25
Double Figure Rebounds	5	16	Led UA in Assists	1	1
Double-Doubles	2	11	Led UA in Steals	—	3
20-plus Points	—	11	Led UA in Blocks	—	8

## CAREER STATS

Year	GP	GS	Min	Avg	FG	FGA	Pct	3FG	3FGA	Pct	FT	FTA	Pct	Off	Def	Tot	Avg	PF	FO	A	TO	Blk	Stl	Pts	Avg
2013-14	30	23	828	27.6	133	268	.496	0	0	.000	107	182	.588	88	110	198	6.6	65	0	13	73	6	16	373	12.4
2014-15	31	31	931	30.0	162	296	.547	0	0	.000	101	199	.508	71	118	189	6.1	70	1	15	110	7	36	425	13.7
2016-17	34	30	818	24.1	77	185	.416	0	0	.000	85	133	.639	89	125	214	6.3	63	0	27	67	5	19	239	7.0
TOTAL	95	84	2577	27.1	372	749	.497	0	0	.000	293	514	.570	248	353	601	6.3	198	1	55	250	18	71	1037	10.9



21

5-9 • Sophomore

Guard

TAYLOR BERRY

New Orleans, La. (Mount Carmel)

CAREER HIGHS

Points	3 vs. Lipscomb (11/17/16)
Rebounds	2 vs. Alabama A&M (11/27/16)
FG Made	1 - 2X, last vs. Lipscomb (11/17/16)
FG Att.	4 vs. Alabama A&M (11/13/15)
3PT FG Made	
3PT FG Att.	3 vs. Alabama A&M (11/13/15)
FT Made	1 vs. Lipscomb (11/17/16)
FT Att.	1 vs. Lipscomb (11/17/16)
Assists	1 - 2X, last vs. Alabama A&M (11/27/16)
Steals	1 - 3X, last vs. Lipscomb (11/17/16)
Blocks	
Minutes	11 vs. Alabama A&M (11/27/16)

SEC HIGHS

Points	
Rebounds	
FG Made	
FG Att.	
3PT FG Made	
3PT FG Att.	
FT Made	
FT Att.	
Assists	
Steals	
Blocks	
Minutes	4 at LSU (2/5/17)

2016-17 SEASON HIGHS

Points	3 vs. Lipscomb (11/17)
Rebounds	2 vs. Alabama A&M (11/27)
FG Made	1 vs. Lipscomb (11/17)
FG Att.	2 - 3X, last vs. UTEP (12/20)
3PT FG Made	
3PT FG Att.	2 - 2X, last vs. UTEP (12/20)
FT Made	1 vs. Lipscomb (11/17)
FT Att.	1 vs. Lipscomb (11/17)
Assists	1 vs. Alabama A&M (11/27)
Steals	1 vs. Lipscomb (11/17)
Blocks	
Minutes	11 vs. Alabama A&M (11/27)

2016-17 NOTES

**New Orleans (11/11):** Played one minute but did not record any stats. **Mississippi Valley State (11/14):** Played four minutes but did not record any stats. **Lipscomb (11/17):** Scored a career-high three points and also collected a steal. **Alabama A&M (11/27):** Collected the first two rebounds of her Alabama career and added an assist. **Mercer (3/16):** Contributed one rebound and one assist.

2016-17 GAME-BY-GAME STATS

OPPONENT	DATE	GS	MIN	FG	FGA	PCT	3FG	FGA	PCT	FT	FTA	PCT	OFF	DEF	TOT	AVG	PF	A	TO	BLK	STL	PTS	AVG
New Orleans	11/11	1	0	0	.000	0	0	.000	0	0	.000	0	0	0	0	0.0	0	0	0	0	0	0	0.0
Miss. Valley St.	11/14	4	0	0	.000	0	0	.000	0	0	.000	0	0	0	0	0.0	0	0	1	0	0	0	0.0
Lipscomb	11/17	5	1	2	.500	0	1	.000	1	1	1.000	0	0	0	0	0.0	1	0	1	0	1	3	1.0
Ga. Southern	11/22	DNP																					
Alabama A&M	11/27	11	0	2	.000	0	2	.000	0	0	.000	0	2	2	0.5	2	1	2	0	0	0	0	0.8
Alcorn State	12/1	2	0	0	.000	0	0	.000	0	0	.000	0	0	0	0	0.4	0	0	0	0	0	0	0.6
Kansas	12/4	DNP																					
at Georgetown	12/11	DNP																					
Georgia State	12/15	DNP																					
Georgia Tech	12/17	DNP																					
vs. McNeese St.	12/19	DNP																					
vs. UTEP	12/20	3	0	2	.000	0	2	.000	0	0	.000	0	0	0	0	0.3	0	0	0	0	0	0	0.5
Florida A&M	12/28	2	0	0	.000	0	0	.000	0	0	.000	0	0	0	0	0.3	1	0	1	0	0	0	0.4
at S. Carolina	1/1	DNP																					
Ole Miss	1/5	DNP																					
at Missouri	1/8	DNP																					
Kentucky	1/12	DNP																					
Arkansas	1/15	DNP																					
Miss. State	1/19	DNP																					
at Ole Miss	1/22	DNP																					
at Vanderbilt	1/26	DNP																					
Auburn	1/29	DNP																					
at LSU	2/5	4	0	0	.000	0	0	.000	0	0	.000	0	0	0	0	0.3	0	0	0	0	0	0	0.4
at Texas A&M	2/9	2	0	0	.000	0	0	.000	0	0	.000	0	0	0	0	0.2	0	0	0	0	0	0	0.3
Florida	2/12	DNP																					
Tennessee	2/16	DNP																					
at Auburn	2/20	DNP																					
at Georgia	2/23	DNP																					
Missouri	2/26	DNP																					
vs. Vanderbilt	3/1	3	0	0	.000	0	0	.000	0	0	.000	0	0	0	0	0.2	0	0	0	0	0	0	0.3
vs. Tennessee	3/2	DNP																					
vs. Kentucky	3/3	DNP																					
Mercer	3/16	1	0	0	.000	0	0	.000	0	0	.000	0	1	1	0.3	0	1	0	0	0	0	0	0.3
Little Rock	3/19	DNP																					

Miscellaneous Stats	2016-17	Career	Miscellaneous Stats	2016-17	Career
Games Started	—	—	Led UA in Scoring	—	—
Double Figure Points	—	—	Led UA in Rebounding	—	—
Double Figure Rebounds	—	—	Led UA in Assists	—	—
Double-Doubles	—	—	Led UA in Steals	—	—
20-plus Points	—	—	Led UA in Blocks	—	—

CAREER STATS																									
Year	GP	GS	Min	Avg	FG	FGA	Pct	3FG	3FGA	Pct	FT	FTA	Pct	Off	Def	Tot	Avg	PF	FO	A	TO	Blk	Stl	Pts	Avg
2015-16	8	0	24	3.0	1	6	.167	0	4	.000	0	0	.000	0	0	0	0.0	2	0	1	2	0	2	2	0.3
2016-17	11	0	38	3.5	1	6	.167	0	5	.000	1	1	1.000	0	3	3	0.3	4	0	2	5	0	1	3	0.3
TOTAL	19	0	62	3.3	2	12	.167	0	9	.000	1	1	1.000	0	3	3	0.2	6	0	3	7	0	3	5	0.3





23

6-0 • Sophomore

Guard

## SHAQUERA WADE

Huntsville, Ala. (Huntsville HS)

## CAREER HIGHS

Points	24 vs. Kentucky (1/12/17)
Rebounds	11 - 3X, last vs. Georgia Tech (12/17/16)
FG Made	11 vs. Kentucky (1/12/17)
FG Att.	15 vs. New Orleans (11/11/16)
3PT FG Made	3 vs. Georgia Tech (12/17/16)
3PT FG Att.	6 vs. Georgia Tech (12/16/17)
FT Made	8 vs. Ole Miss (1/5/17)
FT Att.	9 vs. Ole Miss (1/5/17)
Assists	5 vs. Alcorn State (12/6/15)
Steals	7 vs. Alabama A&M (11/27/16)
Blocks	2 - 4X, last vs. Florida A&M (12/28/16)
Minutes	38 vs. Georgia Tech (12/17/16)

## SEC HIGHS

Points	24 vs. Kentucky (1/12/17)
Rebounds	9 vs. Auburn (2/7/16)
FG Made	11 vs. Kentucky (1/12/17)
FG Att.	13 vs. Auburn (2/7/16)
3PT FG Made	2 - 4X, last at Vanderbilt (1/26/17)
3PT FG Att.	5 - 3X, last vs. Arkansas (1/15/17)
FT Made	8 vs. Ole Miss (1/5/17)
FT Att.	9 vs. Ole Miss (1/5/17)
Assists	4 vs. Auburn (1/29/17)
Steals	4 at Ole Miss (1/22/17)
Blocks	1 - 10X, last at Texas A&M (2/9/17)
Minutes	37 at Missouri (2/11/16)

## 2016-17 SEASON HIGHS

Points	24 vs. Kentucky (1/12)
Rebounds	11 - 3X, last vs. Georgia Tech (12/17)
FG Made	11 vs. Kentucky (1/12)
FG Att.	15 vs. New Orleans (11/11)
3PT FG Made	3 vs. Georgia Tech (12/17)
3PT FG Att.	6 vs. Georgia Tech (12/17)
FT Made	8 vs. Ole Miss (1/5)
FT Att.	9 vs. Ole Miss (1/5)
Assists	4 - 3X, last vs. Vanderbilt (3/1)
Steals	7 vs. Alabama A&M (11/27)
Blocks	2 - 3X, last vs. Florida A&M (12/28)
Minutes	38 vs. Georgia Tech (12/17)

## 2016-17 NOTES

**New Orleans (11/11):** Had 16 points to go along with three rebounds, two steals and an assist in the season-opening win. **Mississippi Valley State (11/14):** Recorded her first career double-double with 15 points and 11 rebounds to go along with three assists, two blocks and two steals ... 11 rebounds were also a career best. **Lipscomb (11/17):** Added 10 points, four rebounds, one assist and a game-high three steals. **Georgia Southern (11/22):** Made some key hustle plays for Alabama that did not show up in the stats, but still ended up with five points, a career-high tying 11 rebounds, four assists, one block and one steal. **Alabama A&M (11/27):** Finished with 22 points and a career-high seven steals in addition to three rebounds and two assists in only 20 minutes. **Alcorn State (12/1):** Contributed nine points, 10 rebounds, three steals and an assist. **Kansas (12/4):** Had seven points, eight rebounds and a pair of assists. **Georgetown (12/11):** Added 10 points, four rebounds and a pair of assists. **Georgia State (12/15):** Talled 11 points, eight rebounds, four steals and an assist. **Georgia Tech (12/17):** Earned her second double-double of the season, and her career, with 15 points and 11 rebounds in addition to two assists, two blocks and a pair of steals. **McNeese State (12/19):** Chipped in six points, nine rebounds and two assists. **UTEP (12/20):** Had 14 points, seven rebounds and four steals. **Florida A&M (12/28):** Collected her third double-double of the season with 16 points and 10 rebounds, both of which were game highs ... also added two assists, two blocks and two steals. **South Carolina (1/1):** Finished with five points, one rebound and a steal. **Missouri (1/8):** Had eight points, three rebounds and a pair of assists. **Kentucky (1/12):** Scored a career-high 24 points, hitting 11 of her 13 attempts and going 2-for-2 from the free throw line ... also added six rebounds, two assists and a steal. **Arkansas (1/15):** Collected 11 points, two rebounds and three assists. **Ole Miss (1/22):** Pulled down eight rebounds and added four steals, three points and a pair of assists. **Vanderbilt (1/26):** Recorded 16 points, five rebounds, two assists and three steals. **Auburn (1/29):** Had seven points, seven rebounds, four assists and one block. **LSU (2/5):** Collected six rebounds, three points, two assists, two steals and one block. **Florida (2/12):** Added six points, four rebounds, one assist and one steal. **Georgia (2/23):** Finished with six points, seven rebounds and two assists. **Vanderbilt (3/1):** Led Alabama with 21 points, four rebounds, four assists and one steal. **Tennessee (3/2):** Collected 12 points, one rebound, one assist and two steals. **Kentucky (3/3):** Added two points, five rebounds and two steals. **Mercer (3/16):** Contributed 12 points, eight rebounds, three assists and one block. **Little Rock (3/19):** Chipped in 10 points, seven rebounds, two assists and two steals.

## 2016-17 GAME-BY-GAME STATS


OPPONENT	DATE	GS	MIN	FG	FGA	PCT	3FG	FGA	PCT	FT	FTA	PCT	OFF	DEF	TOT	AVG	PF	A	TO	BLK	STL	PTS	AVG
New Orleans	11/11	*	34	6	15	.400	0	2	.000	4	4	1.000	1	2	3	3.0	1	1	1	0	2	16	16.0
Miss. Valley St.	11/14	*	31	6	9	.667	1	1	1.000	2	2	1.000	0	11	11	7.0	2	3	0	2	2	15	15.5
Lipscomb	11/17	*	27	4	6	.667	0	1	.000	2	4	.500	0	4	4	6.0	1	1	1	0	3	10	13.7
Ga. Southern	11/22	*	31	2	5	.400	0	1	.000	1	3	.333	4	7	11	7.3	3	4	2	1	1	5	11.5
Alabama A&M	11/27	*	20	8	13	.615	1	1	1.000	5	6	.833	2	1	3	6.4	0	2	1	0	7	22	13.6
Alcorn State	12/1	*	29	3	6	.500	1	1	1.000	2	2	1.000	3	7	10	7.0	2	1	2	0	3	9	12.8
Kansas	12/4	*	30	3	9	.333	1	2	.500	0	0	.000	1	7	8	7.1	4	2	1	0	0	7	12.0
at Georgetown	12/11	*	24	3	7	.429	1	3	.333	3	8	.375	0	4	4	6.8	4	0	4	0	2	10	11.8
Georgia State	12/15	*	30	4	9	.444	1	3	.333	2	3	.667	2	6	8	6.9	3	1	1	0	4	11	11.7
Georgia Tech	12/17	*	38	4	12	.333	3	6	.500	4	6	.667	5	6	11	7.7	3	2	3	2	2	15	12.2
vs. McNeese St.	12/19	*	25	3	8	.375	0	2	.000	0	0	.000	3	6	9	7.5	4	2	1	0	0	6	11.5
vs. UTEP	12/20	*	32	6	12	.500	2	4	.500	0	2	.000	4	3	7	7.4	1	0	3	0	4	14	11.7
Florida A&M	12/28	*	27	5	8	.625	1	2	.500	5	6	.833	2	8	10	7.6	1	2	3	2	2	16	12.0
at S. Carolina	1/1	*	20	2	9	.222	1	4	.250	0	0	.000	0	1	1	7.1	4	0	0	0	1	5	11.5
Ole Miss	1/5	*	33	2	10	.200	0	1	.000	8	9	.889	1	6	7	7.1	2	1	2	0	0	12	11.5
at Missouri	1/8	*	24	4	10	.400	0	5	.000	0	0	.000	2	1	3	6.9	3	2	1	0	0	8	11.3
Kentucky	1/12	*	35	11	13	.846	2	2	1.000	0	0	.000	1	5	6	6.8	2	2	0	0	1	24	12.1
Arkansas	1/15	*	29	5	10	.500	1	5	.200	0	0	.000	1	1	2	6.6	4	3	1	0	0	11	12.0
Miss. State	1/19	*	21	1	4	.250	0	1	.000	0	2	.000	2	1	3	6.4	3	1	6	1	2	2	11.5
at Ole Miss	1/22	*	31	1	5	.200	1	2	.500	0	0	.000	3	5	8	4.4	3	2	8	0	4	3	11.1
at Vanderbilt	1/26	*	29	6	12	.500	2	4	.500	2	2	1.000	2	3	5	6.4	4	2	0	0	3	16	11.3
Auburn	1/29	*	34	2	5	.400	1	1	1.000	2	2	1.000	5	2	7	6.4	5	4	5	1	0	7	11.1
at LSU	2/5	*	31	1	5	.200	0	1	.000	1	4	.250	3	3	6	6.4	4	2	4	1	2	3	10.7
at Texas A&M	2/9	*	19	1	7	.143	0	1	.000	0	0	.000	2	0	2	6.2	1	0	2	1	0	2	10.4
Florida	2/12	*	27	2	4	.500	0	1	.000	2	2	1.000	0	4	4	6.1	3	1	2	0	1	6	10.2
Tennessee	2/16	*	13	1	8	.125	0	1	.000	0	0	.000	3	1	4	6.0	1	0	1	0	0	2	9.9
at Auburn	2/20	*	19	0	2	.000	0	0	.000	0	0	.000	3	1	4	6.0	3	1	2	0	0	0	9.5
at Georgia	2/23	*	21	2	7	.286	1	4	.250	1	2	.500	1	6	7	6.0	3	2	1	0	0	6	9.4
Missouri	2/26	*	9	0	3	.000	0	0	.000	0	0	.000	1	0	1	5.8	2	1	0	0	0	0	9.1
vs. Vanderbilt	3/1	*	32	8	12	.667	1	2	.500	4	4	1.000	1	3	4	5.8	1	4	2	0	1	21	9.5
vs. Tennessee	3/2	*	26	5	7	.714	0	0	.000	2	2	1.000	0	1	1	5.6	3	1	1	1	2	12	9.5
vs. Kentucky	3/3	*	18	1	6	.167	0	0	.000	0	0	.000	2	3	5	5.6	1	0	4	0	2	2	9.3
Mercer	3/16	*	30	6	12	.500	0	3	.000	0	0	.000	5	3	8	5.7	3	3	1	1	0	12	9.4
Little Rock	3/19	*	32	3	10	.300	1	3	.333	3	5	.600	4	3	7	5.7	2	2	1	0	2	10	9.4

Miscellaneous Stats	2016-17	Career	Miscellaneous Stats	2016-17	Career
Games Started	30	39	Led UA in Scoring	4	5
Double Figure Points	17	21	Led UA in Rebounding	11	12
Double Figure Rebounds	5	5	Led UA in Assists	5	8
Double-Doubles	3	3	Led UA in Steals	12	18
20-plus Points	3	3	Led UA in Blocks	2	4

## CAREER STATS

Year	GP	GS	Min	Avg	FG	FGA	Pct	3FG	3FGA	Pct	FT	FTA	Pct	Off	Def	Tot	Avg	PF	FO	A	TO	Blk	Stl	Pts	Avg
2015-16	30	9	688	22.9	72	195	.369	11	43	.256	26	44	.591	46	70	116	3.9	63	0	31	48	11	38	181	6.0
2016-17	34	30	911	26.8	121	280	.432	23	70	.329	55	80	.688	69	125	194	5.7	86	1	55	67	13	53	320	9.4
TOTAL	64	39	1599	25.0	193	475	.406	34	113	.301	81	124	.653	115	195	310	4.8	149	1	86	115	24	91	501	7.8





25

6-5 • Freshman

Forward

## ASHLEY KNIGHT

Austin, Texas (Lyndon B. Johnson)

## CAREER HIGHS

Points	19 vs. Alabama A&M (11/27/16)
Rebounds	13 vs. Alabama A&M (11/27/16)
FG Made	9 vs. Alabama A&M (11/27/16)
FG Att.	14 vs. McNeese State (12/19/16)
3PT FG Made	
3PT FG Att.	
FT Made	4 - 2X, last at Missouri (1/8/17)
FT Att.	6 vs. Kansas (12/4/16)
Assists	1 - 6X, last at Vanderbilt (1/26/17)
Steals	2 - 2X, last at Texas A&M (2/9/17)
Blocks	6 - 2X, last vs. Tennessee (3/2/17)
Minutes	25 - 4X, last vs. Little Rock (3/19/17)

## SEC HIGHS

Points	9 at LSU (2/5/17)
Rebounds	6 - 2X, last at Georgia (2/23/17)
FG Made	4 at LSU (2/5/17)
FG Att.	7 at LSU (2/5/17)
3PT FG Made	
3PT FG Att.	
FT Made	4 at Missouri (1/8/17)
FT Att.	4 - 2X, last vs. Mississippi State (1/19/17)
Assists	1 - 3X, last at Vanderbilt (1/26/17)
Steals	2 at Texas A&M (2/9/17)
Blocks	5 - 2X, last at Auburn (2/20/17)
Minutes	22 at South Carolina (1/1/17)

## 2016-17 SEASON HIGHS

Points	19 vs. Alabama A&M (11/27)
Rebounds	13 vs. Alabama A&M (11/27)
FG Made	9 vs. Alabama A&M (11/27)
FG Att.	14 vs. McNeese State (12/19)
3PT FG Made	
3PT FG Att.	
FT Made	4 - 2X, last at Missouri (1/8)
FT Att.	6 vs. Kansas (12/4)
Assists	1 - 6X, last at Vanderbilt (1/26)
Steals	2 - 2X, last at Texas A&M (2/9)
Blocks	6 - 2X, last vs. Tennessee (3/2)
Minutes	25 - 4X, last vs. Little Rock (3/19)

## 2016-17 AWARDS

- SEC All-Freshman Team (Coaches)
- SEC Freshman of the Week (Dec. 20)

## 2016-17 NOTES

**New Orleans (11/11):** Provided a big spark off the bench in the post contributing 12 points, seven rebounds and a block in 25 minutes. **Mississippi Valley**

**State (11/14):** Added 12 points, six rebounds, four blocks and two steals. **Lipscomb (11/17):** Chipped in eight points, six rebounds and a game-high three blocks. **Alabama A&M (11/27):** Recorded the first double-double of her career with 19 points and 13 rebounds, while adding two blocks and an assist. **Alcorn State (12/1):** Tied her season high in blocks with four to go along with six rebounds, four points, one assist and one steal. **Kansas (12/4):** Played a solid 14 minutes off the bench and finished with seven points and six rebounds ... prevented Kansas from getting a decent look off the inbound on the last play in regulation. **Georgetown (12/11):** Scored all nine of her points and pulled down four of her seven rebounds in a seven-minute span in the second quarter ... also had one block and one steal. **Georgia State (12/15):** Provided 20 solid minutes off the bench with eight points, six rebounds, two blocks and an assist. **Georgia Tech (12/17):** Made her first start at Alabama and finished with five points, eight rebounds, two blocks and a steal. **McNeese State (12/19):** Had a monster game with 16 points, 12 rebounds and six blocks in only 23 minutes of action. **UTEP (12/20):** Chipped in six points, five rebounds, four blocks and a steal. **Florida A&M (12/28):** Collected 12 points, seven rebounds and five blocks. **South Carolina (1/1):** Finished with three rebounds, two blocks, one point and one steal. **Missouri (1/8):** Finished with four points and three rebounds in seven minutes played. **Kentucky (1/12):** Had two points, two rebounds and one block. **Arkansas (1/15):** Collected four blocks, four points and two rebounds in 11 minutes. **Mississippi State (1/19):** Added six points, three rebounds, two blocks and an assist. **Ole Miss (1/22):** Recorded four blocks, seven points, five rebounds and one steal. **Vanderbilt (1/26):** Got her first start in SEC play and finished with eight points, five rebounds, three blocks and as assist. **Auburn (1/29):** Finished with six points, five rebounds and one block. **LSU (2/5):** Scored an SEC-high nine points in addition to six rebounds and one block. **Texas A&M (2/9):** Collected six rebounds, two points and a pair of steals. **Auburn (2/20):** Helped Alabama to its first win at Auburn since 2011 with five blocks, two points and four rebounds in only 15 minutes. **Georgia (2/23):** Finished with five points and six rebounds. **Missouri (2/26):** Added seven point and four blocks. **Vanderbilt (3/1):** Recorded three blocks to set the UA single-season record in that category. **Tennessee (3/2):** Collected her third double-double of the season with 10 points and 11 rebounds and tied her career high in blocks with six. **Kentucky (3/3):** Added two points, five rebounds and one block. **Mercer (3/16):** Contributed six points, two rebounds and one block. **Little Rock (3/19):** Chipped in eight points, seven rebounds and five blocks.

## 2016-17 GAME-BY-GAME STATS

OPPONENT	DATE	GS	MIN	FG	FGA	PCT	3FG	3FGA	PCT	FT	FTA	PCT	OFF	DEF	TOT	AVG	PF	A	TO	BLK	STL	PTS	AVG
New Orleans	11/11	25	5	6	833	0	0	0	.000	2	4	.500	3	4	7	7.0	3	0	3	1	0	12	12.0
Miss. Valley St.	11/14	17	4	6	.667	0	0	0	.000	4	4	1.000	2	4	6	6.5	5	0	0	4	2	12	12.0
Lipscomb	11/17	18	4	7	.571	0	0	0	.000	0	1	.000	3	3	6	6.3	1	0	2	3	0	8	10.7
Ga. Southern	11/22	5	0	1	.000	0	0	0	.000	0	0	.000	1	0	1	5.0	0	0	2	0	0	0	8.0
Alabama A&M	11/27	25	9	13	.692	0	0	0	.000	1	4	.250	9	4	13	6.6	2	1	3	2	0	19	10.2
Alcorn State	12/1	17	2	5	.400	0	0	0	.000	0	0	.000	2	4	6	6.5	0	1	1	4	1	4	9.2
Kansas	12/4	14	2	3	.667	0	0	0	.000	3	6	.500	1	5	6	6.4	2	0	1	0	0	7	8.9
at Georgetown	12/11	19	4	5	.800	0	0	0	.000	1	3	.333	4	3	7	6.5	1	0	4	1	1	9	8.9
Georgia State	12/15	20	3	5	.600	0	0	0	.000	2	5	.400	2	4	6	6.4	0	1	1	2	0	8	8.8
Georgia Tech	12/17	*	21	2	5	.400	0	0	.000	1	2	.500	3	5	8	6.6	3	0	1	2	1	5	8.3
vs. McNeese St.	12/19	23	8	14	.571	0	0	0	.000	0	0	.000	5	7	12	7.1	2	0	1	6	0	16	9.1
vs. UTEP	12/20	21	3	10	.300	0	0	0	.000	0	1	.000	3	2	5	6.9	3	0	0	4	1	6	8.8
Florida A&M	12/28	23	5	7	.714	0	0	0	.000	2	3	.667	0	7	7	6.9	3	0	1	5	0	12	9.1
at S. Carolina	1/1	22	0	5	.000	0	0	0	.000	1	2	.500	1	2	3	6.6	3	0	0	2	1	1	8.5
Ole Miss	1/5	14	3	4	.750	0	0	0	.000	0	0	.000	1	4	5	6.5	0	1	0	5	0	6	8.3
at Missouri	1/8	7	0	2	.000	0	0	0	.000	4	4	1.000	2	1	3	6.3	0	0	0	0	0	4	8.1
Kentucky	1/12	7	1	4	.250	0	0	0	.000	0	0	.000	2	0	2	6.1	2	0	1	1	0	2	7.7
Arkansas	1/15	11	2	5	.400	0	0	0	.000	0	0	.000	1	1	2	5.8	2	0	0	4	0	4	7.5
Miss. State	1/19	14	2	4	.500	0	0	0	.000	2	4	.500	1	2	3	5.7	2	1	1	2	0	6	7.4
at Ole Miss	1/22	21	3	4	.750	0	0	0	.000	1	2	.500	1	4	5	3.0	4	0	0	4	1	7	7.4
at Vanderbilt	1/26	*	20	3	4	.750	0	0	.000	2	2	1.000	4	1	5	5.6	1	1	0	3	0	8	7.4
Auburn	1/29	*	16	3	4	.750	0	0	.000	0	0	.000	1	4	5	5.6	2	0	2	1	0	6	7.4
at LSU	2/5	*	24	4	7	.571	0	0	.000	1	3	.333	2	4	6	5.6	4	0	2	1	0	9	7.4
at Texas A&M	2/9	*	24	1	4	.250	0	0	.000	0	0	.000	1	5	6	5.6	5	0	2	0	2	2	7.2
Florida	2/12	*	18	1	3	.333	0	0	.000	0	0	.000	1	1	2	5.5	3	0	1	2	0	2	7.0
Tennessee	2/16	10	1	1	1.000	0	0	0	.000	0	0	.000	0	0	0	5.3	2	0	0	0	0	2	6.8
at Auburn	2/20	15	1	1	1.000	0	0	0	.000	0	0	.000	0	4	4	5.2	1	0	2	5	0	2	6.6
at Georgia	2/23	20	2	4	.500	0	0	0	.000	1	2	.500	3	3	6	5.3	3	0	1	0	0	5	6.6
Missouri	2/26	18	3	5	.600	0	0	0	.000	1	1	1.000	0	0	0	5.1	3	0	0	4	0	7	6.6
vs. Vanderbilt	3/1	15	1	2	.500	0	0	0	.000	0	2	.000	0	1	1	4.9	1	0	1	3	0	2	6.4
vs. Tennessee	3/2	25	5	8	.625	0	0	0	.000	0	0	.000	2	9	11	5.1	5	0	1	6	0	10	6.5
vs. Kentucky	3/3	19	1	1	1.000	0	0	0	.000	0	0	.000	1	4	5	5.1	4	0	1	1	0	2	6.4
Mercer	3/16	18	3	4	.750	0	0	0	.000	0	0	.000	0	2	2	5.0	3	0	3	1	0	6	6.4
Little Rock	3/19	25	4	6	.667	0	0	0	.000	0	0	.000	2	5	7	5.1	2	0	1	5	0	8	6.4

Miscellaneous Stats	2016-17	Career
Games Started	6	6
Double Figure Points	6	6
Double Figure Rebounds	3	3
Double-Doubles	3	3
20-plus Points	—	—

Miscellaneous Stats	2016-17	Career
Led UA in Scoring	—	—
Led UA in Rebounding	6	6
Led UA in Assists	—	—
Led UA in Steals	1	1
Led UA in Blocks	25	25

## CAREER STATS

Year	GP	GS	Min	Avg	FG	FGA	Pct	3FG	3FGA	Pct	FT	FTA	Pct	Off	Def	Tot	Avg	PF	FO	A	TO	Blk	Stl	Pts	Avg
2016-17	34	6	611	18.0	95	169	.562	0	0	.000	29	55	.527	64	109	173	5.1	77	3	6	39	84	10	219	6.4



**2016-17 Alabama Women's Basketball**  
**Alabama Combined Team Statistics (as of Mar 19, 2017)**  
**All games**



<b>RECORD:</b>	<b>OVERALL</b>	<b>HOME</b>	<b>AWAY</b>	<b>NEUTRAL</b>
ALL GAMES	21-13	14-6	3-6	4-1
CONFERENCE	5-11	2-6	3-5	0-0
NON-CONFERENCE	16-2	12-0	0-1	4-1

#	Player	gp-gs	min	avg	Total		3-Point		F-Throw		Rebounds				pf dq		a to		blk	stl	pts	avg
					fg-fga	fg%	3fg-fga	3fg%	ft-fa	ft%	off	def	tot	avg								
11	Cook, Hannah	34-34	1095	32.2	126-343	.367	78-226	.345	54-69	.783	35	133	168	4.9	67	0	58	77	2	42	384	11.3
15	Knight, Meoshonti	34-27	982	28.9	121-308	.393	20-77	.260	112-165	.679	30	124	154	4.5	66	1	69	79	12	46	374	11.0
03	Lewis, Jordan	34-34	1103	32.4	99-307	.322	34-124	.274	94-140	.671	36	97	133	3.9	66	3	142	110	1	48	326	9.6
23	Wade, Shaquera	34-30	911	26.8	121-280	.432	23-70	.329	55-80	.688	69	125	194	5.7	86	1	55	67	13	53	320	9.4
01	Bolton, Quanetria	33-9	558	16.9	109-230	.474	15-45	.333	46-67	.687	52	74	126	3.8	66	2	15	33	31	14	279	8.5
20	Williams, Ashley	34-30	818	24.1	77-185	.416	0-0	.000	85-133	.639	89	125	214	6.3	63	0	27	67	5	19	239	7.0
25	Knight, Ashley	34-6	611	18.0	95-169	.562	0-0	.000	29-55	.527	64	109	173	5.1	77	3	6	39	84	10	219	6.4
13	Knight, Coco	34-0	394	11.6	49-126	.389	0-5	.000	22-40	.550	23	41	64	1.9	26	0	29	34	0	17	120	3.5
05	da Silva, Alana	33-0	295	8.9	16-52	.308	6-26	.231	3-13	.231	2	27	29	0.9	13	0	34	34	1	10	41	1.2
00	Stennis, LaKyesha	13-0	70	5.4	5-20	.250	0-12	.000	0-0	.000	2	8	10	0.8	4	0	1	2	0	0	10	0.8
21	Berry, Taylor	11-0	38	3.5	1-6	.167	0-5	.000	1-1	1.000	0	3	3	0.3	4	0	2	5	0	1	3	0.3
Team											62	82	144					13				
Total.....		34	6875		819-2026	.404	176-590	.298	501-763	.657	464	948	1412	41.5	538	10	438	560	149	260	2315	68.1
Opponents.....		34	6875		785-2058	.381	152-541	.281	340-519	.655	410	852	1262	37.1	755	-	389	570	102	272	2062	60.6

<b>TEAM STATISTICS</b>	<b>UA</b>	<b>OPP</b>
SCORING	2315	2062
Points per game	68.1	60.6
Scoring margin	+7.4	-
FIELD GOALS-ATT	819-2026	785-2058
Field goal pct	.404	.381
3 POINT FG-ATT	176-590	152-541
3-point FG pct	.298	.281
3-pt FG made per game	5.2	4.5
FREE THROWS-ATT	501-763	340-519
Free throw pct	.657	.655
F-Throws made per game	14.7	10.0
REBOUNDS	1412	1262
Rebounds per game	41.5	37.1
Rebounding margin	+4.4	-
ASSISTS	438	389
Assists per game	12.9	11.4
TURNOVERS	560	570
Turnovers per game	16.5	16.8
Turnover margin	+0.3	-
Assist/turnover ratio	0.8	0.7
STEALS	260	272
Steals per game	7.6	8.0
BLOCKS	149	102
Blocks per game	4.4	3.0
ATTENDANCE	45062	46881
Home games-Avg/Game	20-2253	9-3658
Neutral site-Avg/Game	-	5-2791

<b>Score by Periods</b>	<b>1st</b>	<b>2nd</b>	<b>3rd</b>	<b>4th</b>	<b>OT</b>	<b>Totals</b>
Alabama	528	521	601	636	29	2315
Opponents	486	444	544	561	27	2062

<b>Date</b>	<b>Opponent</b>		<b>Score</b>	<b>Att.</b>
11/11/16	NEW ORLEANS	w	78-57	7042
11/14/16	MISS. VALLEY STATE	w	93-44	1016
11/17/16	LIPSCOMB	w	82-35	1082
11/22/16	GEORGIA SOUTHERN	w	66-48	933
11/27/16	ALABAMA A&M	w	97-29	2054
12/01/16	ALCORN STATE	w	93-43	1967
12/04/16	KANSAS	Wot	71-65	1176
12/11/16	at Georgetown	L	59-70	819
12/15/16	GEORGIA STATE	w	80-57	4203
12/17/16	GEORGIA TECH	w	67-65	2214
# 12/19/16	vs McNeese State	w	84-63	498
# 12/20/16	vs University of Texas-El Paso	w	78-60	502
12/28/16	FLORIDA A&M	w	81-46	2213
* 01/01/17	at #6/6 South Carolina	L	45-93	12069
* 01/05/17	OLE MISS	w	90-80	2588
* 01/08/17	at Mizzou	w	59-58	4287
* 01/12/17	KENTUCKY	L	54-71	2437
* 01/15/17	ARKANSAS	L	50-68	2667
* 01/19/17	#4/4 MISSISSIPPI STATE	L	54-67	2605
* 01/22/17	at Ole Miss	w	65-57	1596
* 01/26/17	at Vanderbilt	L	80-87	2316
* 01/29/17	AUBURN	L	55-66	3453
* 2/5/17	at LSU	L	41-48	2383
* 02/09/17	at Texas A&M	L	48-69	4062
* 02/12/17	FLORIDA	L	56-66	1721
* 02/16/17	TENNESSEE	w	65-57	2221
* 02/20/17	at Auburn	Wot	63-61	2607
* 02/23/17	at Georgia	Lot	65-71	2787
* 02/26/17	MIZZOU	L	56-65	2467
03/01/17	vs Vanderbilt	w	77-57	3507
03/02/17	vs Tennessee	w	72-64	3746
03/03/17	vs Kentucky	L	55-65	5702
! 03/16/17	MERCER	w	81-57	508
03/19/17	LITTLE ROCK	w	55-53	495

\* = Conference game

# = Patrick Harrington Classic (Niceville, Fla.)

! = Women's National Invitation Tournament



**2016-17 Alabama Women's Basketball**  
**Alabama Combined Team Statistics (as of Mar 21, 2017)**  
**WNIT**



<b>RECORD:</b>	<b>OVERALL</b>	<b>HOME</b>	<b>AWAY</b>	<b>NEUTRAL</b>
ALL GAMES	2-0	2-0	0-0	0-0
CONFERENCE	0-0	0-0	0-0	0-0
NON-CONFERENCE	2-0	2-0	0-0	0-0

#	Player	gp-gs	min	avg	Total		3-Point		F-Throw		Rebounds						a	to	blk	stl	pts	avg
					fg-fga	fg%	3fg-fga	3fg%	ft-fa	ft%	off	def	tot	avg	pf	dq						
20	Williams, Ashley	2-2	73	36.5	13-18	.722	0-0	.000	8-11	.727	5	16	21	10.5	3	0	2	3	0	2	34	17.0
23	Wade, Shaquera	2-2	62	31.0	9-22	.409	1-6	.167	3-5	.600	9	6	15	7.5	5	0	5	2	1	2	22	11.0
01	Bolton, Quanetria	2-2	32	16.0	7-18	.389	3-6	.500	2-2	1.000	2	4	6	3.0	2	0	0	2	1	1	19	9.5
03	Lewis, Jordan	2-2	67	33.5	6-21	.286	1-5	.200	4-7	.571	3	6	9	4.5	3	0	10	7	0	3	17	8.5
25	Knight, Ashley	2-0	43	21.5	7-10	.700	0-0	.000	0-0	.000	2	7	9	4.5	5	0	0	4	6	0	14	7.0
11	Cook, Hannah	2-2	59	29.5	5-14	.357	2-7	.286	2-2	1.000	1	5	6	3.0	5	0	3	5	0	2	14	7.0
15	Knight, Meoshonti	2-0	42	21.0	3-12	.250	0-2	.000	5-5	1.000	1	7	8	4.0	1	0	3	3	4	0	11	5.5
05	da Silva, Alana	2-0	11	5.5	2-3	.667	1-2	.500	0-0	.000	0	1	1	0.5	1	0	4	3	0	2	5	2.5
13	Knight, Coco	2-0	10	5.0	0-2	.000	0-0	.000	0-0	.000	0	0	0	0.0	0	0	0	1	0	0	0	0.0
21	Berry, Taylor	1-0	1	1.0	0-0	.000	0-0	.000	0-0	.000	0	1	1	1.0	0	0	1	0	0	0	0	0.0
Team											3	7	10					1				
Total.....		2	400		52-120	.433	8-28	.286	24-32	.750	26	60	86	43.0	25	0	28	31	12	12	136	68.0
Opponents.....		2	400		48-133	.361	9-29	.310	5-12	.417	27	46	73	36.5	38	-	25	27	10	18	110	55.0

<b>TEAM STATISTICS</b>	<b>UA</b>	<b>OPP</b>
SCORING	136	110
Points per game	68.0	55.0
Scoring margin	+13.0	-
FIELD GOALS-ATT	52-120	48-133
Field goal pct	.433	.361
3 POINT FG-ATT	8-28	9-29
3-point FG pct	.286	.310
3-pt FG made per game	4.0	4.5
FREE THROWS-ATT	24-32	5-12
Free throw pct	.750	.417
F-Throws made per game	12.0	2.5
REBOUNDS	86	73
Rebounds per game	43.0	36.5
Rebounding margin	+6.5	-
ASSISTS	28	25
Assists per game	14.0	12.5
TURNOVERS	31	27
Turnovers per game	15.5	13.5
Turnover margin	-2.0	-
Assist/turnover ratio	0.9	0.9
STEALS	12	18
Steals per game	6.0	9.0
BLOCKS	12	10
Blocks per game	6.0	5.0
ATTENDANCE	1003	0
Home games-Avg/Game	2-502	0-0
Neutral site-Avg/Game	-	0-0

<b>Date</b>	<b>Opponent</b>		<b>Score</b>	<b>Att.</b>
! 03/16/17	MERCER	w	81-57	508
03/19/17	LITTLE ROCK	w	55-53	495

\* = Conference game

# = Patrick Harrington Classic (Niceville, Fla.)

! = Women's National Invitation Tournament

<b>Score by Periods</b>	<b>1st</b>	<b>2nd</b>	<b>3rd</b>	<b>4th</b>	<b>Totals</b>
Alabama	27	29	41	39	136
Opponents	22	40	26	22	110