



# TULANE FOOTBALL

## 2016 GAME NOTES



Tulane Athletics Communications  
James W. Wilson Jr. Center | Ben Weiner Drive | New Orleans, LA 70118  
TulaneGreenWave.com | Facebook: Tulane Football | Twitter: @GreenWaveFB & @CoachWEFritz  
Contact: Scottie Rodgers • 504-491-7610 (cell) • srodger1@tulane.edu

### Game 2

## TULANE (0-1, 0-0 The American) vs. Southern (0-1, 0-0 SWAC)



Sept. 10, 2016 • 7 p.m. (CST)/8 p.m. (EST) • Broadcast: ESPN3  
Yulman Stadium (30,000) • New Orleans, La.



### GAME INFORMATION

**Broadcast:** ESPN3

**Talent:** Joel Meyers (play-by-play),  
Brian Kinchen (analyst)

**Radio:** Fox Sports AM 1280 New Orleans

**Talent:** Todd Graffagnini (play-by-play),  
Steve Barrios (analyst), Gus Kattengell (sideline)

**Mobile App:** TuneIn App

**Live Stats:** TulaneGreenWave.com

**Twitter Updates:** @GreenWaveFB

**The Series:** Tulane leads, 2-0

**New Orleans:** 2-0

**First Meeting:** Sept. 29, 2001 | Tulane 41, SU 7  
New Orleans, La.

**Last Meeting:** Aug. 31, 2002 | Tulane 37, SU 19  
New Orleans, La.

**Streak:** Tulane W2

### Tulane (0-1, 0-0 American West)

**Head Coach:** Willie Fritz (Pittsburg State, 1983)

**2016 Record:** 0-1, 0-0 (AAC West)

**Career Record:** 193-75-1/24th year

**Tulane Record:** 0-1/1st Year

**Record vs. Southern:** 0-0

### Southern (0-1, 0-0 SWAC West)

**Head Coach:** Dawson Odums

(North Carolina Central, 1997)

**2016 Record:** 0-1/0-0 (SWAC West)

**Career Record:** 28-19/5th year

**Southern Record:** Same

**Record vs. Tulane:** 0-0

### Tulane Coaching Staff

#### On the Field:

Willie Fritz	Head Coach
Alex Atkins	Asst. Head Coach/Offensive Line
Jamaal Fobbs	Running Backs
Kevin Peoples	Defensive Line
Michael Mutz	Linebackers
Jeff Conway	Wide Receivers
Chris Hampton	Defensive Backs
Slade Nagle	Tight Ends
Derrick Sherman	Offensive Assistant
Johnny Jernigan	Defensive Assistant
Chris Couch	Special Teams Assistant
Jordy Joseph	Offensive GA

#### In the Press Box:

Doug Ruse	Offensive Coordinator/QBs
Jack Curtis	Defensive Coordinator
Brandon Bailey	Defensive GA
Mack Helms	Offensive GA
Walker Ashburn	Defensive GA

### STORYLINES

- Tulane (0-1, 0-0 American Athletic Conference West) kicks off a three-game homestand in the friendly confines of Yulman Stadium against an area foe from right down I-10 in Southern (0-1, 0-0 Southwestern Athletic Conference West).

- In the 2016 home opener for the Green Wave and first-year head coach **Willie Fritz**, Tulane looks to earn its first win on the young season and grab its first victory in a home opener since defeating Jackson State, 34-7, on Aug. 31, 2013. The Olive and Blue fell to Georgia Tech (38-21) in its 2014 home opener and Duke (37-7) on Sept. 6 in its 2015 home opener on Sept. 3.













- Of Tulane's last 10 head coaches prior to Fritz, six won their first game with the Green Wave within their first three games -- **Vince Gibson** (third game in 1980), **Wally English** (seventh game in 1983), **Mack Brown** (ninth game in 1985), **Greg Davis** (first game in 1998), **Buddy Teevens** (first game in 1992), Tommy Bowden (first game in 1997), **Chris Scelfo** (first game in 1998), **Bob Toledo** (third game in 2007) and **Curtis Johnson** (sixth game in 2012). Scelfo's first game was the 1998 Liberty Bowl, replacing Bowden. He got his first regular-season win in the team's second game of the 1999 season.

- Redshirt sophomore quarterback **Glen Cuiellette** earned his first collegiate start at Wake Forest and posted a solid performance, throwing for 134 yards on 12-for-23 passing and rushing for 54 yards on 22 attempts. Prior to the season, Tulane was the lone Division I Football Bowl Subdivision program that did not have a quarterback on its roster who had not thrown a pass. In addition, neither Cuiellette and true freshmen **Darius Bradwell** and **Johnathan Brantley** had logged a collegiate start prior to this season. Cuiellette, Bradwell and Brantley are 1-2-3 on the depth chart.

- Cuiellette and junior running back **Dontrell Hilliard** each accounted for 54 all-purpose yards in the defeat to Wake Forest. Hillard led the team in all-purpose yards per game last year at 76.1.

- Senior defensive tackle **Tanzel Smart**, senior linebacker **Nico Marley** and redshirt junior cornerback **Parry Nickerson** headline the Green Wave defense once again this season. In the season opener, Smart posted his second-consecutive game with multiple tackles for loss (2.0), Marley started his 26th-straight game in middle and recorded five tackles including one for a loss and Nickerson recorded a career-best three pass breakups.

### 2016 SCHEDULE / RESULTS

	<b>Sept. 1</b> at Wake Forest (Thursday) ACCN EXTRA/ESPN3 BB&T Field   Winston-Salem, N.C.   Series History: Tulane leads, 2-1	<b>L, 7-3</b>
	<b>Sept. 10</b> SOUTHERN ESPN3 Yulman Stadium   New Orleans, La.   Series History: Tulane leads, 2-0	<b>7 PM CT</b>
	<b>Sept. 17</b> NAVY* American Sports Network/ESPN3 Yulman Stadium   New Orleans, La.   Series History: Tulane leads, 11-8-1	<b>6 PM CT</b>
	<b>Sept. 24</b> UL-LAFAYETTE TBA Yulman Stadium   New Orleans, La.   Series History: Tulane leads, 21-6	<b>6 OR 7 PM CT</b>
	<b>Oct. 1</b> at UMass American Sports Network/ESPN3 McGuirk Alumni Stadium   Amherst, Mass.   Series History: First Meeting	<b>2:30 PM CT</b>
	<b>Oct. 7</b> at UCF* ESPN2 or ESPNU Bright House Stadium   Orlando, Fla.   Series History: UCF leads, 5-2	<b>TBA</b>
	<b>Oct. 14</b> MEMPHIS* ESPN Yulman Stadium   New Orleans, La.   Series History: Memphis leads, 20-11-1	<b>TBA</b>
	<b>Oct. 22</b> at Tulsa TBA H.A. Chapman Stadium   Tulsa, Okla.   Series History: Tulsa leads, 10-2	<b>TBA</b>
	<b>Oct. 29</b> SMU* (Homecoming) TBA Yulman Stadium   New Orleans, La.   Series History: Tulane leads, 13-9	<b>TBA</b>
	<b>Nov. 12</b> at Houston* TBA TDECU Stadium   Houston, Texas   Series History: Houston leads, 15-5	<b>TBA</b>
	<b>Nov. 19</b> TEMPLE* TBA Yulman Stadium   New Orleans, La.   Series History: Temple leads, 2-1	<b>TBA</b>
	<b>Nov. 26</b> at UConn* TBA Pratt & Whitney Stadium at Rentschler Field   Storrs, Conn.   Series History: Tied, 1-1	<b>TBA</b>



Tulane Football



@GreenWaveFB / @CoachWEFritz



TulaneGreenWave.com



# Green Wave Game Notes

## Media Information

### POSTGAME POLICIES

For home games, Tulane's postgame interviews takes place in the squad room, located on the second floor of the James W. Wilson Athletics Center. Media can access the squad room through the west rear entrance of the Wilson Center. The visitor's locker room is located at the northwest end of Yulman Stadium. The athletics communications contact of the visiting school will establish admittance policies to the visiting locker room.

Head coach **Willie Fritz** and requested players will be available postgame approximately 10 minutes after each game. Tulane's locker room is closed.

### RELEASE INFORMATION

Releases are distributed via e-mail to the media and are also available on [TulaneGreenWave.com](http://TulaneGreenWave.com). Stats are available via e-mail or the website. Requests for this information can be made by contacting **Scottie Rodgers**, Associate Athletics Director, Strategic Communications at (504) 491-7610 or by email at [srodger1@tulane.edu](mailto:srodger1@tulane.edu).

### INTERVIEW REQUESTS

All interview requests for student-athletes, coaches and administrators should be made by made with **Scottie Rodgers** in the Tulane Strategic Communications office.

### WEEKLY NEWS CONFERENCE

The Tulane weekly football news conference with head coach **Willie Fritz** takes place on Tuesdays throughout the season at 1 p.m. in the Jill H. and Avram A. Glazer Family Club in Yulman Stadium.

### THE WILLIE FRITZ RADIO SHOW

**Willie Fritz'** Radio Show takes place on Wednesdays throughout the season at Manning's (519 Fulton St.) from 7-8 p.m. The show is hosted by **Todd Graffagnini** on Tulane's flagship station, Fox Sports AM 1280 New Orleans.

The show features a call-in format and fans are also urged to submit questions via [@GreenWaveFB](https://www.facebook.com/GreenWaveFB) on Twitter. The call-in number is **1-855-325-7877**.

### 2016 RADIO NETWORK AFFILIATES

*Fox Sports 1280	New Orleans, La.
KANE 1240 AM	New Iberia, La.
KXZZ 1580 AM	Lake Charles, La.
KKGB 101.3 FM	Lake Charles, La.
KMLB 540 AM	Monroe, La.
WSLA 1560 AM	Slidell/New Orleans, La.
WRBH 88.3 FM	New Orleans, La.

*\*Flagship station*

## WHO TO WATCH:

- 2014 First-Team Freshman All-America cornerback **Parry Nickerson**, who grabbed six interceptions to lead the nation among rookies, returns to anchor Tulane's defensive backfield.
- Two First-Team American Athletic Conference honorees from a year ago are back with the Green Wave for their senior seasons in linebacker **Nico Marley** and defensive tackle **Tanzel Smart**.
- Prior to the season, several Green Wave were named to preseason watch lists: Smart (Outland Trophy, Bednarik Award and Senior Bowl), junior running back **Dontrell Hilliard** (Doak Walker Award), senior tight end **Marshall Wadleigh** (Wuerffel Trophy) and senior offensive lineman **Chris Taylor** (Outland Trophy).

## SERIES NOTES:

- Saturday's game marks the third all-time meeting between Tulane and Southern. The Green Wave lead the series, 2-0.
- The two teams have only played contests in New Orleans and this will mark the first matchup at Yulman Stadium between the Pelican State foes. The 2001 and 2002 meetings took place at the Superdome.

## SCOUTING THE JAGUARS:

- Southern (0-1, 0-0 SWAC) is coming off a 38-21 loss to UL-Monroe on Sept. 3.
- Redshirt senior running back **Lenard Tillery** rushed for a game-high 161 yards and one touchdown on 26 carries in the loss to ULM. Tillery has posted 15 career 100-yard rushing games and 33 career rushing touchdowns.
- Junior placekicker **Ruan Albuquerque** connected on field goals of 42, 38 and 28 yards in the loss to ULM.
- Junior defensive back **Danny Johnson** posted a career-high 11 tackles, including four solo stops, and snared two interceptions vs. ULM. It marked the second time he has grabbed two picks in a game. Johnson has eight interceptions on his career.
- Head coach **Dawson Odums** is in his sixth year at Southern and his fifth serving as head coach. He landed at Southern as an assistant coach in 2011. In 2012, Odums was named interim head coach for the final nine games. He was named to post permanently in 2013 when he guided the Jaguars to the SWAC title and earned SWAC Coach of the Year honors.

## TULANE VS. THE SWAC:

- Saturday's game vs. Southern marks Tulane's fourth game against a Southwestern Athletic Conference opponent. The Green Wave are 3-0 all-time vs. the current SWAC lineup.
- Outside of Southern, Tulane's only other game against a SWAC opponent was a 34-7 victory over Jackson State at the Superdome on Aug. 31, 2013.

## A WHOLE NEW STAFF (ALMOST):

- Upon **Willie Fritz'** arrival at Tulane, the coaching staff went through radical changes, but two names may ring a bell. **Walker Ashburn** returns for his second season as a defensive graduate assistant, remaining as the only holdover from **Curtis Johnson's** staff. Additionally, **Jordy Joseph** joined the staff as an offensive graduate assistant after playing quarterback for the Green Wave from 2011-15.

## WELCOME BACK:

- Back on the field for the Green Wave this season are redshirt senior offensive lineman **Kenneth Santa Marina** and redshirt junior tight end **Sergio Medina**, both of whom redshirted the entire 2015 season. Redshirt sophomore wide receiver **Terren Encalade** also returns after missing the final 10 games of the season and also earning a redshirt.

## NEW NUMBERS:

- A handful of Tulane players switched numbers in the offseason.
- Senior linebacker **Nico Marley** changed from 20 to 2.
- Sophomore punter **Enrique Carresquero** changed from 96 to 41.
- Junior deep snapper **Aaron Golub** changed from 98 to 96.

## Tulane Strategic Communications

**SCOTTIE RODGERS** Associate AD/Primary Football Contact  
Cell: 504-491-7610 • [srodger1@tulane.edu](mailto:srodger1@tulane.edu)

**RACHEL PERREAULT**  
Cell: 504-495-5251 • [rperreau@tulane.edu](mailto:rperreau@tulane.edu)

Associate Director

**JOSH BATES** Assistant Director/Secondary Football Contact  
Cell: 504-355-6283 • [jbates3@tulane.edu](mailto:jbates3@tulane.edu)

**KAITLIN MAHEU**  
Cell: 225-205-9988 • [kmaheu@tulane.edu](mailto:kmaheu@tulane.edu)

Graduate Assistant



## NEW POSITIONS:

- In addition to the few players who switched numbers this offseason, a few also switched positions.
- Junior **Trey Camissa** moved from the defensive line to tight end.
- Redshirt junior **Tristan Cooper** moved from defensive back to wide receiver.
- Redshirt junior **Jarrold Franklin** moved from linebacker to safety.
- Redshirt junior **Sergio Medina** moved from running back to tight end. Medina started his career at Tulane as a linebacker.
- Junior **Trey Scott** moved from tight end to wide receiver.
- Senior **Marshall Wadleigh** moved from running back to tight end.

## THE STATE OF TULANE:

- The 2016 roster features 53 players from the state of Louisiana, including 32 players from the Greater New Orleans area. Florida has the second-most players represented on the roster with 10.
- The 2015 roster boasted 66 players from the Pelican State.

## TULANE IN THE NFL:

• A total of nine former Tulane players are currently on NFL teams: **Orleans Darkwa** (RB, New York Giants), **Lorenzo Doss** (CB, Denver Broncos), **Matt Forte** (RB, New York Jets), **Ryan Grant** (WR, Washington Redskins), **Ryan Griffin** (QB, Tampa Bay Buccaneers), **Rob Kelley** (RB, Washington Redskins), **Dezman Moses** (LB, Kansas City Chiefs), **Cairo Santos** (PK, Kansas City Chiefs) and **Julius Warmesley** (DE, Miami Dolphins).

## DID YOU KNOW:

- Junior linebacker **Nico Marley** is the son of **Rohan Marley** (former linebacker at Miami (Fla.)) and the grandson of the legendary reggae musician, **Bob Marley**.
- Redshirt junior receiver **Devon Breaux** is a two-sport athlete who earned national acclaim in 2014 as a member of the Green Wave's track & field team. Breaux became the first Tulane male track & field student-athlete to qualify for the NCAA Championships in the long jump after posting a mark of 7.56 meters during the NCAA East Regionals. He then notched a 7.44 meter jump at the NCAA Championships in the long jump to earn Honorable Mention All-America status. Breaux is back playing football this fall after taking the spring off.
- Sophomore deep snapper **Aaron Golub** is a true testament to never giving up the pursuit of your dreams. Golub, who was rated a four-star recruit by RubioLongSnapping.com, is legally blind with no sight in his right eye and limited vision in his left.
- **Tristan Cooper's** father, **Ron Sr.**, has been the head coach at Eastern Michigan (1993-94), Louisville (1995-97) and Alabama A&M (1998-2001). He is presently the assistant head coach at FIU serving as defensive coordinator and linebackers coach.

## Green Wave Facts

<b>Location</b>	..... New Orleans, La.
<b>Enrollment</b>	..... 13,531 (Private)
<b>Conference</b>	..... American Athletic Conference
<b>Stadium</b>	..... Yulman Stadium
<b>Capacity</b>	..... 30,000
<b>President</b>	..... Michael A. Fitts
<b>Director of Athletics</b>	..... Troy Dannen
<b>Ticket Information</b>	..... 800-488-5252

## Green Wave Social Network

**Website:**  
TulaneGreenWave.com

**Twitter:**  
@TulaneAthletics, @GreenWaveFB, @CoachWEFritz

**Instagram:**  
TulaneGreenWave, TulaneGreenWaveFootball

**Facebook:**  
TU Green Wave, Tulane Football

**YouTube:**  
TUGreenWave

## TulaneGreenWave.com

*The Official Site of Tulane Athletics*

- The latest news, notes, statistics, schedules and results of Tulane Athletics
- Profiles and features on Tulane coaches and student-athletes
- Live audio broadcasts of Tulane football, basketball and baseball games
- Live streaming video of Tulane volleyball, basketball and baseball games
- On-line tickets for Green Wave athletic events
- Green Wave merchandise and Riptide Kids Club information

## Tulane University

*Founded in 1834*

- Tulane is one of the most highly regarded and selective independent research universities in the United States and is a member of the prestigious Association of American Universities.
- According to *U.S. News and World Report*, Tulane is among the top national universities in the United States, ranked 41st among the best national universities and in the top 26 for its service learning programs. Tulane is also ranked the 38th best university by high school counselors and 33rd among the best colleges for veterans.
- OnlineU ranked Tulane 10th in their list of 2015 Top Online Colleges.
- Tulane is ranked 57 in *Kiplinger's* Personal Finance 2015 list of Best Values in Private Colleges.
- *Newsweek* ranked Tulane 19th among the country's 25 "most service-minded schools."
- Tulane is ranked by the Carnegie Foundation for the Advancement of Teaching as a university with "very high research activity." Of more than 4,300 higher educational institutions rated by the foundation, Tulane remains in a prestigious category that includes only two percent of universities nationwide.
- The A.B. Freeman School of Business is highly ranked by numerous business publications. *The Princeton Review* and *Entrepreneur* magazine rank the school 14th on its list of Top Graduate Programs for Entrepreneurs. *Forbes* magazine ranks it 52nd overall and 28th among private universities; London's *Financial Times* ranks its EMBA program 64th internationally and 22nd nationally, its MBA program 61st internationally and 35th nationally and its MFN program 30th internationally and 3rd nationally; *U.S. News and World Report* ranks its undergraduate program 43rd; America Economia ranks its MBA program 20th nationally and 30th internationally; *Bloomberg Businessweek* ranks the MBA program 35th nationally.

## Tulane Home-Away Splits (2015)

	<b>HOME (2-4)</b>		<b>AWAY (1-5)</b>	
POINTS PER GAME	22.3		17.0	
OPPONENTS POINTS PER GAME	28.2		44.3	
RUSHING YARDS PER GAME	122.2		109.3	
OPPONENT RUSHING YARDS PER GAME	115.0		242.7	
PASSING YARDS PER GAME	227.0		175.5	
OPPONENTS PASSING YARDS PER GAME	264.8		202.0	
PASSING (COMP-ATT-INT-TD)	109-216-5-11		96-187-5-7	
OPPONENT PASSING (COMP-ATT-INT-TD)	121-11-8-10		82-122-0-10	
TOTAL OFFENSE PER GAME	349.2		284.8	
OPPONENT TOTAL OFFENSE PER GAME	379.8		444.7	
3RD-DOWN CONVERSIONS	32-98		31-85	
OPPONENT 3RD-DOWN CONVERSIONS	37-95		46-84	
4TH-DOWN CONVERSIONS	5-9		0-7	
OPPONENT 4TH-DOWN CONVERSIONS	5-10		8-12	
SACKS BY-YARDS	14-114		11-84	
OPPONENT SACKS BY-YARDS	13-106		13-69	
RED-ZONE SCORES	14-16		11-12	
RED ZONE TOUCHDOWNS	9-16		7-12	

<b>SCORE BY QUARTERS</b>	<b>1ST</b>	<b>2ND</b>	<b>3RD</b>	<b>4TH</b>	<b>OT</b>	<b>TOTAL</b>
Tulane-HOME	17	65	31	21	0	134
Opponents-HOME	38	41	27	63	0	169
Tulane-AWAY	16	56	7	23	0	102
Opponents-AWAY	42	88	56	80	0	266





# Green Wave Game Notes

## 2016 American Athletic Conference Standings

Team	American W-L	Pct.	Overall W-L	Pct.	Home	Away	Neutral	Streak
<b>West</b>								
Houston	0-0	0.000	1-0	1.000	1-0	0-0	0-0	W4
Memphis	0-0	0.000	1-0	1.000	1-0	0-0	0-0	W1
Navy	0-0	0.000	1-0	1.000	1-0	0-0	0-0	W3
SMU	0-0	0.000	1-0	1.000	0-0	0-1	0-0	W1
Tulsa	0-0	0.000	1-0	1.000	1-0	0-0	0-0	W1
<b>Tulane</b>	<b>0-0</b>	<b>0.000</b>	<b>0-1</b>	<b>0.000</b>	<b>0-0</b>	<b>0-1</b>	<b>0-0</b>	<b>L3</b>
<b>East</b>								
Cincinnati	0-0	0.000	1-0	1.000	1-0	0-0	0-0	W1
East Carolina	0-0	0.000	1-0	1.000	1-0	0-0	0-0	W1
UCF	0-0	0.000	1-0	1.000	1-0	0-0	0-0	W1
UConn	0-0	0.000	1-0	1.000	1-0	0-0	0-0	W1
USF	0-0	0.000	1-0	1.000	1-0	0-0	0-0	W1
Temple	0-0	0.000	0-1	0.000	0-1	0-0	0-0	L3

### Upcoming Games

*Saturday, Sept. 10*

Lamar at Houston, 11 a.m. [American Sports Network/ESPN3]

North Carolina State at East Carolina, 11 a.m. [ESPN3]

UCF at Michigan, 11 a.m. [ABC/ESPN2]

Cincinnati at Purdue, 11 a.m. [Big Ten Network]

Stony Brook at Temple, Noon [ESPN3]

SMU at Baylor, 2:30 p.m. [FS1]

Tulsa at Ohio State, 2:30 p.m. [ABC]

\*UConn at Navy, 2:30 p.m. [CBS Sports Network]

Northern Illinois at USF, 6 p.m. [CBS Sports Network]

**Southern at Tulane, 7 p.m. [ESPN3]**

\*American Athletic Conference Game  
All Times Central

### Record When Tulane...

	Under Fritz	2016
Plays at Night	0-1	0-1
Plays During the Day	0-0	0-0
Plays at Home	0-0	0-0
Plays on the Road	0-1	0-1
Plays at Neutral Site	0-0	0-0
Plays on Grass	0-0	0-0
Plays on Turf	0-1	0-1
Scores First	0-1	0-1
Opponent Scores First	0-0	0-0
Leads After First Quarter	0-1	0-1
Trails After First Quarter	0-0	0-0
Game is Tied After First Quarter	0-0	0-0
Leads at Halftime	0-0	0-0
Trails at Halftime	0-1	0-1
Game is Tied at Halftime	0-0	0-0
Leads After Third Quarter	0-0	0-0
Trails After Third Quarter	0-1	0-1
Game is Tied After Third Quarter	0-0	0-0
In Overtime	0-0	0-0
Scores 21+ Points	0-0	0-0
Scores 20 or Less Points	0-1	0-1
Opponent Scores 21+ Points	0-0	0-0
Opponent Scores 20 or Less Points	0-1	0-1
Victory Margin is 7 Points or Less	0-1	0-1
Victory Margin is 8-14 Points	0-0	0-0
Victory Margin is 15-20 Points	0-0	0-0
Victory Margin is 21+ Points	0-0	0-0
Amasses 350+ Total Yards	0-0	0-0
Holds Opponent to 350 or Less Yards	0-1	0-1
Commits Less than 3 TOs	0-1	0-1
Commits 3+ TOs	0-0	0-0
Has Less TOs than Opponent	0-0	0-0
Has More TOs than Opponent	0-0	0-0
Has Equal TOs as Opponent	0-1	0-1
Has More First Downs than Opponent	0-1	0-1
Opponent Has More First Downs	0-0	0-0
Punts Less than 7 Times	0-1	0-1
Punts 7+ Times	0-0	0-0
Player Runs for 100+ yards	0-0	0-0
Opponent Rushes for 100+ yards	0-0	0-0
Player Passes for 200+ yards	0-0	0-0
Opponent Passes for 200+ yards	0-0	0-0

### Tulane'S 2016 American/NCAA Rankings

Team	Avg.	AAC	NCAA
<b>Rushing Offense</b>	146.0	8th	76th
<b>Rushing Defense</b>	79.0	4th	26th
<b>Passing Offense</b>	134.0	11th	111th
<b>Passing Defense</b>	96.0	2nd	14th
<b>Total Offense</b>	280.0	11th	108th
<b>Total Defense</b>	175.0	1st	13th
<b>Scoring Offense</b>	3.0	12th	127th
<b>Scoring Defense</b>	7.0	t2nd	15th
<b>Passing Efficiency Offense</b>	101.10	11th	106th
<b>Passing Efficiency Defense</b>	95.5	7th	44th
<b>Net Punting</b>	37.4	7th	73rd
<b>Punt Returns</b>	5.0	t6th	65th
<b>Kickoff Returns</b>	22.0	t6th	58th
<b>Turnover Margin</b>	-0.10	t9th	76th
<b>Turnovers Gained</b>	0	t9th	NR
<b>Sacks</b>	1.0	t8th	79th
<b>Sacks Allowed</b>	4.0	t10th	105th
<b>Tackles for Loss</b>	5.0	9th	80th
<b>Red Zone Offense</b>	0.0	12th	125th
<b>Red Zone Defense</b>	100.0	t7th	66th
<b>Interceptions</b>	0	t8th	NR
<b>Fumbles Recovered</b>	0	t7th	NR



## WILLIE FRITZ

### Head Coach • First Season

#### Shawnee Mission, Kan. Pittsburg State, 1983

Tulane University Director of Athletics **Troy Dannen** formally introduced **Willie Fritz** as the school's new football head coach on Dec. 15, 2015. Fritz became the 40th head football coach in the 121-year history of the Green Wave program.

With 193 career victories, Fritz entered the 2016 season ranked the fourth active winningest head coach among coaches in the Football Bowl Subdivision, tied with Kansas State's **Bill Snyder**.

Fritz brings 33 years of collegiate experience as a football student-athlete or coach to the Green Wave. He has led his teams to six combined conference championships (one at every level he has coached) and two bowl appearances. He was also twice named the national coach of the year, including the American Football Coaches Association Football Championship Subdivision (FCS) Coach of the Year in 2011 and the Liberty Mutual Coach of the Year in 2012.

Fritz, 55, came to Tulane from Georgia Southern where he spent two seasons and led the Eagles to a combined record of 17-7, a 2014 Sun Belt Conference (SBC) title and the school's first-ever NCAA postseason bowl game with their berth in the 2015 GoDaddy.com Bowl. Georgia Southern concluded the 2015 regular season with an 8-4 overall record, including a mark of 6-2 in conference play.

Fritz led the Eagles to a 9-3 overall record and a perfect mark of 8-0 in conference play during his first season at Georgia Southern in 2014, and was named the SBC Coach of the Year. However, the school's waiver claim to allow Georgia Southern to play in a bowl despite being in the second year of the NCAA's transition period was denied.

Prior to Georgia Southern, Fritz served as head coach at Sam Houston State from 2010-13. A proven winner with more than 30 years of coaching experience, Fritz joined the Eagles from Sam Houston State, where he led the team to back-to-back Southland Conference titles, NCAA FCS championship appearances in 2011 and 2012, and a third-straight playoff berth in 2013.

The Liberty Mutual Coach of the Year at the FCS level in 2012, Fritz was recognized nationally in 2011 as the American Football Coaches Association (AFCA) Coach of the Year. Honored as the AFCA Regional Coach of the Year in 2011 and 2012, Fritz was selected by the media and his peers in the Southland Conference as the league's Coach of the Year in 2011 after his team went a perfect 7-0 in conference play.

In 2011 and 2012, Sam Houston State posted the two highest single-season win totals in program history with marks of 14-1 (2011) and 11-4 (2012) and Bearkat players were showered with accolades. More than 50 earned All-Southland Conference honors under Fritz in the last four years, not including additional "Player of the Year," "Offensive Player of the Year," "Defensive Player of the Year," and "Newcomer of the Year" awards. All-America status from national coaching and media outlets were bestowed on 11 Sam Houston State

players during his tenure.

After a highly successful tenure at Blinn College, averaging nearly 10 wins a season during his four years there, Fritz left to revitalize a Central Missouri program and guided it to 11 winning seasons. The NCAA Division II program's ledger included two 10-win seasons with the 2001 Mule squad earning its first postseason trip in more than 30 years.

In 2002, Central Missouri made its first-ever appearance in the NCAA Division II playoffs and was the Mid-America Athletic Association (MIAA) co-champion a year later. A 97-47 mark in 13 seasons ranks Fritz as the winningest coach in the program's 118-year history. He was the only coach to ever win seven or more games in eight consecutive seasons and his victory total ranked him 15th among active Division II coaches at the time. In addition to his impressive 67.4 winning percentage with the Mules, Fritz coached his student-athletes to achieve their potential both on the field and in the classroom. More than 150 Mules were recognized with All-MIAA honors with 41 first-team selections and 24 All-Americans.

Under Fritz, Central Missouri recorded a graduation rate of 84 percent with 144 MIAA Commissioner's Academic Honor Roll recipients, 14 Academic All-Region and three Academic All-Americans.

Serving as a graduate assistant for the Bearkat program during the 1984 and 1985 seasons, Fritz earned a master's degree in kinesiology while Sam Houston State posted a 16-6 record and won the 1985 Gulf Star Conference championship. He returned to Huntsville in 1991 after spending two years at Coffeyville College in Kansas under legendary head coach **Dick Foster**, earning a promotion to defensive coordinator after one year. He stayed another two years to work for head coach **Skip Foster** and the Red Ravens.

Head coach **Ron Randleman** brought Fritz back to the state of Texas and Sam Houston State as secondary and special teams coach in 1991, instilling an attitude of excellence on special teams that would last more than a decade. The Bearkats' "block party" racked up 80 blocked punts, field goals and extra points beginning with Fritz in 1991 and lasting through 2004.

In Fritz's first year as a full-time assistant coach at Sam Houston State in 1991, the Bearkats won the Southland Conference. That league title and eight-win season launched SHSU to the program's second-ever appearance in the NCAA playoffs.

Fritz would leave Huntsville again, this time for an opportunity to be the head coach at Blinn College, where he would turn around a program that had only five wins in its previous three seasons.

From 1993-96, Fritz and the Buccaneers would rack up 39 victories against only five losses with a tie and claim two national junior college championships. He was inducted into the NJCAA Football Hall of Fame for the environment of success he created at Blinn.

One of seven children, Fritz is the son of the late **Harry Fritz**, who coached the Central Missouri football team in 1952 before continuing his career as the Executive Director at the National Association of Intercollegiate Athletics (NAIA) in Kansas City. The elder Fritz also served at several colleges and universities in administration as an athletics director.

Fritz played on two conference title teams and was a four-starter at defensive back for Coach Randleman at Pittsburg State and remained at his alma mater as a student assistant coach for his alma mater in 1982. Early coaching stops included a year at Shawnee Mission Northwest High School (Kansas) in 1983 and Willis High School (Texas) in 1986, with his return to Sam Houston State for graduate school in between those years.

Fritz and his wife **Susan** have three children, **Wesley, Lainie and Brooke**.

#### PERSONAL

**Age:** 55 (April 2, 1960)  
**Hometown:** Shawnee Mission, Kansas  
**Wife:** Susan  
**Children:** Wesley, Lainie and Brooke

#### EDUCATION

Pittsburg State, 1983  
Sam Houston State, Masters of Kinesiology, 1986

#### PLAYING EXPERIENCE

Pittsburg State, Defensive Back, 1978-81  
Pittsburg State, Point Guard (Basketball), 1979-81

#### COACHING EXPERIENCE

1982, Pittsburg State (GA)  
1983, Shawnee Mission NW HS (KS) (Asst.)  
1984-85, Sam Houston State (GA)  
1986, Willis HS (TX) (Asst.)  
1987-90, Coffeyville CC (DC)  
1991-92, Sam Houston State (DB/ST)  
1993-96, Blinn College (HC)  
1997-2009, Central Missouri (HC)  
2010-13, Sam Houston State (HC)  
2014-15, Georgia Southern (HC)  
2016-Present, Tulane (HC)

#### POSTSEASON EXPERIENCE

2015 GoDaddy.com Bowl (Georgia Southern)\*  
2013 NCAA FCS Playoffs (Sam Houston State)  
2012 NCAA FCS Championship game (Sam Houston State)  
2011 NCAA FCS Championship game (Sam Houston State)  
2002 NCAA Division II Playoffs (Central Missouri)  
2001 Mineral Water Bowl (Central Missouri)  
1996 NJCAA Championship Game (Blinn College)  
1995 NJCAA Championship Game (Blinn College)  
1994 Mineral Water Bowl (Blinn College)  
1990 NJCAA Championship Game (Coffeyville Community Coll.)  
1988 Jayhawk Bowl (Coffeyville Community College)  
1987 Jayhawk Bowl (Coffeyville Community College)

#### AS A COLLEGE HEAD COACH

Year	School	Overall	Conf/Finish	Postseason
1993	Blinn College	6-3-1	3-2-1	
1994	Blinn College	9-2	5-1	L, Mineral Water Bowl
1995	Blinn College	12-0	6-0	W, NJCAA National Championship
1996	Blinn College	12-0	7-0	W, NJCAA National Championship
1997	Central Missouri	5-6	4-5/6th	
1998	Central Missouri	8-3	6-3/T-3rd	
1999	Central Missouri	7-4	5-4/4th	
2000	Central Missouri	7-4	5/4/T-4th	
2001	Central Missouri	10-2	7/2/2nd	W, Mineral Water Bowl
2002	Central Missouri	10-2	8-1/2nd	L, NCAA DII First Round
2003	Central Missouri	9-2	7-2/T-1st	
2004	Central Missouri	7-4	5-4/4th	
2005	Central Missouri	7-3	5-3/5th	
2006	Central Missouri	5-6	3-6/T-6th	
2007	Central Missouri	7-4	6-3/T-3rd	
2008	Central Missouri	7-4	5-4/T-4th	
2009	Central Missouri	8-3	6-3/T-2nd	
2010	Sam Houston State	6-5	4-3/T-3rd	
2011	Sam Houston State	14-1	7-0/1st	L, NCAA DI Championship
2012	Sam Houston State	11-4	6-1/T-1st	L, NCAA D1 Championship
2013	Sam Houston State	9-5	4-3/T-3rd	L, NCAA D1 Second Round
2014	Georgia Southern	9-3	8-0/1st	
2015	Georgia Southern	8-4	6-2/3rd	GoDaddy.com Bowl*
2016	Tulane	0-1	0-0	
<b>TOTAL</b>	<b>24 Years</b>	<b>193-75-1</b>	<b>.719</b>	

\*Led Georgia Southern to a berth in the GoDaddy.com bowl but did not coach in the game



# Green Wave Game Notes

## Depth Chart vs. Southern

### OFFENSE

<b>WR (H)</b>	<b>85</b>	<b>Larry Dace III (5-9, 170, RSr.)</b>
	7	Devin Glenn (5-7, 155, So.)
<b>WR (Z)</b>	<b>8</b>	<b>Devon Breau (6-0, 185, RSr.)</b>
	9	Chris Johnson (6-1, 195, Fr.)
<b>WR (X)</b>	<b>5</b>	<b>Terren Encalade (6-0, 195, RSo.)</b>
	86	Darnell Mooney (6-1, 170, Fr.)
<b>TE (Y)</b>	<b>84</b>	<b>Charles Jones II (6-4, 255, Jr.)</b>
	89	Kendall Ardoin (6-5, 245, RSo.)
<b>OR</b>	<b>22</b>	<b>Marshall Wadleigh (5-11, 205, Sr.)</b>
<b>LT</b>	<b>78</b>	<b>Todd Jacquet (6-6, 315, RSr.)</b>
	50	Tyler Johnson (6-3, 280, Fr.)
<b>LG</b>	<b>75</b>	<b>Chris Taylor (6-3, 325, Sr.)</b>
	71	Jason Stewart (6-5, 360, RJr.)
<b>C</b>	<b>51</b>	<b>Junior Diaz (6-2, 300, RSo.)</b>
	53	Keyshawn McLeod (6-4, 290, RFr.)
<b>RG</b>	<b>73</b>	<b>Leeward Brown (6-4, 350, RFr.)</b>
	66	Phabion Woodard (6-2, 320, Fr.)
<b>OR</b>	<b>58</b>	<b>Brian Webb (6-2, 295, RFr.)</b>
<b>RT</b>	<b>72</b>	<b>John Leglue (6-7, 298, RSo.)</b>
	79	Kenneth Santa Marina (6-6, 325, RJr.)
<b>OR</b>	<b>74</b>	<b>Devon Johnson (6-5, 315, RSo.)</b>
<b>QB</b>	<b>14</b>	<b>Glen Cuiellette (6-0, 215, RSo.)</b>
	1	Johnathan Brantley (6-1, 195, Fr.)
<b>OR</b>	<b>11</b>	<b>Darius Bradwell (6-1, 220, Fr.)</b>
<b>RB</b>	<b>3</b>	<b>Sherman Badie (6-0, 200, RJr.)</b>
<b>OR</b>	<b>26</b>	<b>Dontrell Hilliard (6-0, 200, Jr.)</b>
	25	Josh Rounds (6-0, 205, RSr.)
<b>OR</b>	<b>33</b>	<b>Lazedrick Thompson (5-11, 220, RSr.)</b>

### SPECIALISTS

<b>PK</b>	<b>42</b>	<b>Andrew DiRocco (6-1, 185, Jr.)</b>
	45	Randy Harvey (6-0, 195, So.)
<b>OR</b>	<b>62</b>	<b>Steven Logan (6-0, 185, So.)</b>
<b>P</b>	<b>49</b>	<b>Zachary Block (6-5, 190, So.)</b>
	43	Coby Neenan (6-2, 185, Fr.)
<b>DS</b>	<b>60</b>	<b>Geron Eatherly (6-0, 215, Fr.)</b>
	72	John Leglue (6-7, 298, RSo.)
<b>HO</b>	<b>14</b>	<b>Glen Cuiellette (6-0, 215, RSo.)</b>
	49	Zachary Block (6-5, 190, So.)
<b>OR</b>	<b>5</b>	<b>Terren Encalade (6-0, 195, RSo.)</b>
<b>KOR</b>	<b>26</b>	<b>Dontrell Hilliard (6-0, 200, Jr.)</b>
	3	Sherman Badie (6-0, 200, RJr.)
<b>OR</b>	<b>7</b>	<b>Devin Glenn (5-7, 155, So.)</b>
<b>PR</b>	<b>26</b>	<b>Dontrell Hilliard (6-0, 200, Jr.)</b>
	85	Larry Dace III (5-9, 170, RSr.)
<b>OR</b>	<b>5</b>	<b>Terren Encalade (6-0, 195, RSo.)</b>

### DEFENSE

<b>DE</b>	<b>90</b>	<b>Robert Kennedy (6-1, 265, RSo.)</b>
	92	Daren Williams (6-3, 250, Jr.)
<b>DT</b>	<b>77</b>	<b>Tanzel Smart (6-1, 305, Sr.)</b>
	91	Eldrick Washington (6-2, 280, RSo.)
<b>NT</b>	<b>94</b>	<b>Sean Wilson (6-4, 295, Jr.)</b>
	65	Braynon Edwards (6-2, 350, RSo.)
<b>DE</b>	<b>87</b>	<b>Ade Aruna (6-6, 265, RJr.)</b>
	54	Quinlan Carroll (6-2, 235, RJr.)
<b>MLB</b>	<b>2</b>	<b>Nico Marley (5-8, 200, Sr.)</b>
	56	Rae Juan Marbley (6-0, 240, Jr.)
<b>OR</b>	<b>52</b>	<b>Eric Thomas (5-10, 240, Sr.)</b>
<b>WLB</b>	<b>40</b>	<b>Zachery Harris (6-0, 220, RSo.)</b>
	55	Eric Bowie (6-2, 225, RSo.)
<b>NKL</b>	<b>23</b>	<b>Richard Allen (5-9, 175, Sr.)</b>
	16	P.J. Hall (5-11, 190, Fr.)
<b>CB</b>	<b>17</b>	<b>Parry Nickerson (6-0, 175, RJr.)</b>
	37	Thakarius Keyes (6-1, 185, Fr.)
<b>CB</b>	<b>21</b>	<b>Donnie Lewis, Jr. (6-1, 185, RSo.)</b>
	11	Tre Jackson (5-9, 180, Fr.)
<b>FS</b>	<b>6</b>	<b>Jarrold Franklin (6-0, 205, RJr.)</b>
	4	Will Harper (6-0, 205, Fr.)
<b>SS</b>	<b>38</b>	<b>Roderic Teamer (6-0, 205, So.)</b>
	19	Taris Shenall (6-0, 185, So.)

### CAREER STARTS

37	Nico Marley
31	Chris Taylor
25	Tanzel Smart
23	Parry Nickerson
18	Todd Jacquet
15	Eric Thomas
15	Jarrold Franklin
13	Devon Breau
13	Sean Wilson
12	Charles Jones II
12	Ade Aruna
11	Sherman Badie
11	Dontrell Hilliard
10	Donnie Lewis, Jr.
9	Terren Encalade
8	Kendall Ardoin
6	Richard Allen
6	Lazedrick Thompson
5	Roderic Teamer, Junior Diaz, Trey Scott
3	Taris Shenall, Larry Dace III
1	Daren Williams, William Townsend, Andrew Hicks, Glenn Cuiellette, Robert Kennedy

### CONSECUTIVE STARTS

28	Chris Taylor
26	Nico Marley
25	Tanzel Smart
22	Parry Nickerson
13	Jarrold Franklin
13	Todd Jacquet

### CAREER GAMES PLAYED

38	Nico Marley
38	Marshall Wadleigh
37	Eric Thomas
37	Tanzel Smart
37	Chris Taylor
36	Josh Rounds
35	Todd Jacquet
35	Devon Breau
28	Lazedrick Thompson
26	Richard Allen
26	Jarrold Franklin
26	Parry Nickerson
25	Sherman Badie
25	Dontrell Hilliard
25	Rae Juan Marbley
25	Andrew DiRocco
25	Charles Jones II
24	Jason Stewart
23	Trey Scott
23	Sean Wilson
22	Larry Dace III
21	Daren Williams
21	Ade Aruna
18	Quinlan Carroll
18	William Townsend
17	Eldrick Washington
17	Sergio Medina
16	Tristan Cooper
15	Terren Encalade
13	Junior Diaz
13	Robert Kennedy
13	Luke Jackson
13	John Leglue
13	Taris Shenall
12	Kendall Ardoin, Roderic Teamer, Donnie Lewis, Jr., Eric Bowie
11	Devon Johnson, Andrew Hicks
9	Zachery Harris, Stephon Lofton, Zachary Block
8	Devin Glenn
7	Kenneth Santa Marina
4	Eric Bell
3	Sam Davis
2	Glenn Cuiellette, Peter Wouillard
1	Leeward Brown, Larry Bryant, Geron Eatherly, Braynon Edwards, Aaron Golub, Lawrence Graham, P.J. Hall, Sean Harper, Will Harper, Chris Johnson, Darnell Mooney, D.J. Owens







## Yulman Stadium



Yulman Stadium, the crown jewel of the university's athletics complex, opened its doors for the first time in front of a capacity crowd on September 6, 2014 against Georgia Tech. Yulman Stadium marks the beginning of a renaissance of Tulane Athletics, bringing Green Wave football back to campus for the first time in nearly 40 years.

Tulane's new home field advantage came from the generosity of three couples in particular - **Richard Yulman** and his late wife **Janet, Gayle** and **Tom Benson** and **Jill** and **Avie Glazer**.

Richard Yulman, the retired chairman and owner of mattress manufacturing giant Serta International, donated \$15 million toward construction of this \$73 million facility. Yulman Stadium is named in honor of Richard, Janet and the Yulman family.

New Orleans Saints owner Tom Benson and his wife Gayle, a member of the Board of Tulane, donated \$7.5 million to Yulman Stadium. Benson Field, which will host the games of Yulman Stadium, is named in their honor.

Jill and Avie Glazer supported the stadium with a multi-million dollar gift. The Jill H. and Avram A. Glazer Family Club, the premium space in which to experience games at Yulman Stadium, is named in their honor.

Construction of Yulman Stadium began in January 2013. Gould Evans and Associates and Lee Ledbetter & Associates served as the project architects, while Woodward Design + Build LLC was the contractor.

Tulane football has been a part of the fabric of New Orleans since the Green Wave played its first season back in 1893. Generations experienced college football at the old Tulane Stadium from 1926-1974.

It is not hard to find a story about someone's experience at old Tulane Stadium. Boy Scouts selling programs, a record crowd of 86,598 watching the Green Wave defeat LSU in 1973, the annual Sugar Bowl and early Saints football, are all part of the story of Tulane Stadium.

Now in its second year, a new chapter continues to be written in a new home by a new (and old) generation of Green Wave fans.

### Inside Yulman Stadium

<b>Construction Began:</b>	January 2013
<b>First Game:</b>	September 6, 2014 Tulane vs. Georgia Tech
<b>Capacity:</b>	30,000
<b>Cost:</b>	\$73 million
<b>Architect:</b>	Gould Evans and Associates and Lee Ledbetter & Associate
<b>Contractor:</b>	Woodward Design + Build LLC
<b>Artificial Turf:</b>	UBU Speed Series 5M
<b>Field Size:</b>	92,660 square feet
<b>Steel:</b>	2,200 tons







# Green Wave Game Notes

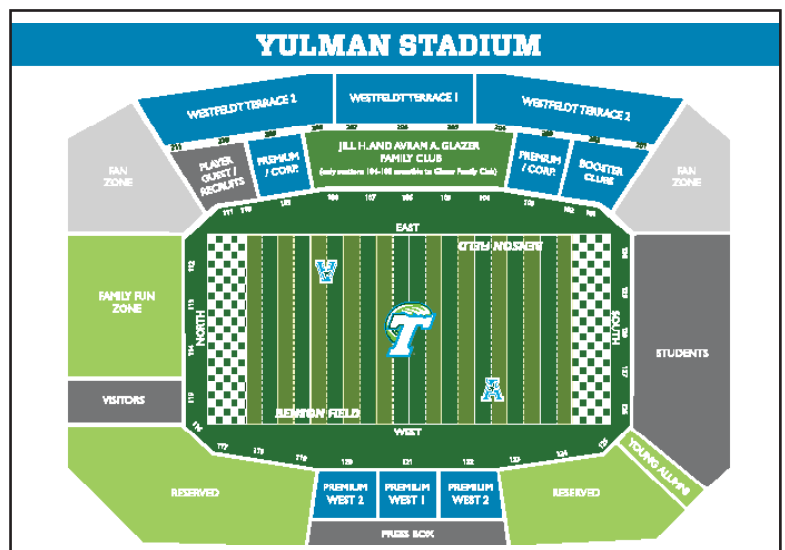
## All-Time On Campus Home Record

	Wins	Losses	Ties
1893	1	2	
1894	0	3	
1895	3	0	
1896	2	0	
1898	1	0	
1899	0	3	1
1900	4	0	
1901	4	0	
1902	1	3	2
1903	2	2	1
1904	4	1	
1905	0	1	
1906	0	4	1
1907	3	2	
1908	6	0	
1909	4	2	2
1910	0	3	
1911	4	1	1
1912	5	1	
1913	2	3	
1914	3	1	1
1915	3	1	
1916	3	1	1
1917	3	1	1
1918	4	1	1
1919	3	2	
1920	4	1	
1921	3	4	
1922	4	1	
1923	6	0	
1924	6	1	
1925	5	0	1
1926	2	2	
1927	1	2	1
1928	4	2	1
1929	7	0	
1930	6	0	
1931	8	0	
1932	4	1	1
1933	4	2	
1934*	6	0	1
1935	6	3	
1936	5	1	1
1937	4	1	1
1938	6	1	1
1939*	7	1	1
1940	4	2	
1941	3	3	
1942	3	3	
1943	2	3	
1944	4	0	
1945	2	5	1
1946	3	4	
1947	2	3	2
1948	7	0	
1949	4	1	1
1950	4	2	1
1951	3	4	
1952	4	3	
1953	1	4	1
1954	0	3	3
1955	3	2	
1956	3	3	
1957	0	4	
1958	1	3	
1959	3	2	1
1960	1	2	1
1961	2	3	
1962	0	5	
1963	0	5	1
1964	2	2	
1965	2	3	
1966	3	1	1
1967	2	4	
1968	2	3	
1969	2	3	
1970	4	1	
1971	2	4	
1972	4	1	
1973	7	0	
1974	3	2	
(Tulane played its home games at the Superdome from 1975-2004; 2006-13)			
2014	2	4	
2015	2	4	
2016	0	0	
<b>Total</b>	<b>259</b>	<b>162</b>	<b>34</b>

\*Includes Sugar Bowl played at Tulane Stadium



Tulane Stadium was the home to Tulane Football from 1926 until 1974. Built on an old plantation where sugar was first granulated, the original construction cost approximately \$300,000 and was made mostly from brick and concrete. As the site of the annual Sugar Bowl, Tulane Stadium was often informally referred to as "Sugar Bowl Stadium." After its expansion in the 1940's, Tulane Stadium became the largest football stadium in the south.







## Alphabetical Roster

No	Player	Pos	Ht	Wt	Cl./Exp	Hometown/High School/Previous School
23	Richard Allen	NB	5-9	175	Sr.-3L	Metairie, La./John Curtis Christian
89	Kendall Ardoin	TE	6-5	245	RS-So.-1L	Ville Platte, La./Ville Platte
87	Ade Aruna	DE	6-6	265	RS-Jr.-2L	Akure, Nigeria/La Lumiere (Ind.) School
3	Sherman Badie	RB	6-0	200	RS-Jr.-2L	Metairie, La./John Curtis Christian
98	Eric Bell	DT	6-2	260	RS-Jr.-SQ	Harvey, La./West St. John
29	Jared Bertrand	RB	5-6	180	So.-WO-SQ	Covington, La./Archbishop Hannan
49	Zachary Block	P/K	6-5	190	So.-1L	Clermont, Fla./East Ridge
55	Eric Bowie	LB	6-2	225	RS-So.-1L	Monroe, La./Ouachita Parish
11	Darius Bradwell	QB	6-1	220	Fr.-HS	Tallahassee, Fla./Godby
1	Johnathan Brantley	QB	6-1	195	Fr.-HS	Houston, Texas/C.E. King
8	Devon Breaux	WR	6-0	185	RS-Sr.-3L	Donaldsonville, La./Donaldsonville
73	Leeward Brown	OG	6-4	350	RS-Fr.-RS	Miami, Fla./Miramar
36	Larry Bryant	LB	6-1	200	Fr.-HS	Kennesaw, Ga./North Cobb
97	Trey Camissa	TE	6-4	265	WO-Jr.-SQ	Greenwich, Conn./Brunswick School
41	Enrique Carrasquero	P	5-11	180	WO-So.-SQ	Metairie, La./Rummell
54	Quinlan Carroll	DE	6-2	235	RS-Jr.-2L	Belle Chasse, La./Belle Chasse
30	Tristan Cooper	WR	5-11	185	RS-Jr.-2L	Tampa, Fla./Plant
14	Glen Cuilette	QB	6-0	215	RS-So.-SQ	Mandeville, La./Mandeville
85	Larry Dace, III	WR	5-9	170	RS-Sr.-2L	New Orleans, La./St. Augustine
39	Sam Davis	S	5-10	185	WO-So.-1L	Overland Park, Kan./Blue Valley West
51	Junior Diaz	C	6-2	300	RS-So.-1L	Miami, Fla./Miami Central
42	Andrew DiRocco	K	6-1	185	Jr.-2L	Fort Lauderdale, Fla./ University School of Nova Southeastern
65	Braynon Edwards	DT	6-1	350	RS-So.-SQ	Miami, Fla./Gulliver Prep
5	Terren Encalade	WR	6-0	195	RS-So.-1L	East Pointe a la Hache, La./Belle Chasse
60	Geron Eatherly	DS	6-0	215	Fr.-HS	San Antonio, Texas/Tom C. Clark
13	Rocky Ferony	WR	6-2	170	Fr.-HS	Cedar Park, Texas/Cedar Park
59	Sterling Fitzwater	LB	5-10	205	RS-So.-HS	Fairmount, W.V./New Mexico Military Institute
34	Jeremie Francis	CB	5-11	180	RS-Fr.-RS	New Orleans, La./Warren Easton
6	Jarrold Franklin	S	6-0	205	RS-Jr.-2L	Baton Rouge, La./Univ. Laboratory School
7	Devin Glenn	WR	5-7	155	So.-1L	New Orleans, La./Warren Easton
96	Aaron Golub	DS	6-1	200	WO-Jr.-1L	Newtown, Mass./Newton South
35	Lawrence Graham	LB	5-10	225	Fr.-HS	Lauderhill, Fla./American Heritage School
82	Reed Green	WR	6-1	185	WO-So.-SQ	Meridian, Miss./West Lauderdale
16	P.J. Hall	DB	5-11	190	Fr.-HS	Hoover, Ala./Hoover
12	Sean Harper	DB	6-1	200	Fr.-HS	Fayetteville, Ga./Fayette County
4	Will Harper	S	6-0	205	Fr.-HS	Memphis, Tenn./Sandy Creek (Ga.)
40	Zachery Harris	LB	6-0	220	RS-So.-1L	New Orleans, La./Holy Cross
45	Randy Harvey	K	6-0	195	WO-So.-1L	Destrehan, La./Destrehan
27	John Helow	CB	5-9	170	Fr.-HS	Jacksonville, Fla./Bishop Kenny
80	Andrew Hicks	WR	6-3	220	So.-1L	Belle Chasse, La./Belle Chasse
26	Dontrell Hilliard	RB	6-0	200	Jr.-2L	Baton Rouge, La./Scotlandville
44	Luke Jackson	DE	6-3	240	RS-Jr.-1L	LaPlace, La./St. Charles Catholic
11	Tre Jackson	CB	5-9	180	Fr.-HS	Baton Rouge, La./ University Laboratory School
78	Todd Jacquet	OT	6-6	315	RS-Sr.-3L	New Orleans, La./Jesuit
9	Chris Johnson	WR	6-1	195	Fr.-HS	Baton Rouge, La./Scotlandville Magnet
74	Devon Johnson	OT	6-5	315	RS-So.-1L	Amite, La./Amite
50	Tyler Johnson	OL	6-3	280	Fr.-HS	Stone Mountain, Ga./Stephenson
84	Charles Jones, II	TE	6-4	255	Jr.-2L	New Orleans, La./St. Augustine
90	Robert Kennedy	DE	6-1	265	RS-So.-1L	Belle Chasse, La./Belle Chasse
37	Thakarius Keyes	DB	6-1	185	Fr.-HS	Laurel, Miss./Laurel
72	John Leglue	OT	6-7	315	RS-So.-1L	Alexandria, La./Holy Savior Menard Central
21	Donnie Lewis, Jr.	CB	6-1	185	RS-So.-1L	Baton Rouge, La./Central
24	Eric Lewis	DB	5-11	190	Fr.-HS	LaPlace, La./St. Charles Catholic
32	Stephon Lofton	CB	6-0	185	RS-So.-1L	New Orleans, La./Miller-McCoy Academy
62	Steven Logan	K	6-0	185	WO-So.-SQ	McLean, Va./Potomac
56	Rae Juan Marbley	LB	6-0	240	Jr.-2L	Destrehan, La./Destrehan

## Numeric Roster

No	Player	Pos	Cl.
1.....	Johnathan Brantley	QB	Fr.
2.....	Nico Marley	LB	Sr.
3.....	Sherman Badie	RB	RJr.
4.....	Will Harper	S	Fr.
5.....	Terren Encalade	WR	RSO.
6.....	Jarrold Franklin	S	RJr.
7.....	Devin Glenn	WR	So.
8.....	Devon Breaux	WR	RSr.
9.....	Chris Johnson	WR	Fr.
11.....	Darius Bradwell	QB	Fr.
11.....	Tre Jackson	CB	Fr.
12.....	Sean Harper	DB	Fr.
13.....	Rocky Ferony	WR	Fr.
13.....	Brian Newman	WR	Jr.
13.....	William Townsend	LB	RJr.
14.....	Glen Cuilette	QB	RSO.
15.....	Jacob Robertson, Jr.	WR	Fr.
16.....	P.J. Hall	DB	Fr.
17.....	Parry Nickerson	CB	RJr.
19.....	Taris Shenall	NB	So.
20.....	Chase Napoleon	DB	Fr.
21.....	Donnie Lewis, Jr.	CB	RSO.
22.....	Marshall Wadleigh	TE	Sr.
23.....	Richard Allen	NB	Sr.
24.....	Eric Lewis	DB	Fr.
25.....	Josh Rounds	RB	RSr.
26.....	Dontrell Hilliard	RB	Jr.
27.....	John Helow	CB	Fr.
28.....	Deion Rainey	DL	Fr.
29.....	Jared Bertrand	RB	So.
30.....	Tristan Cooper	WR	RJr.
31.....	Miles Strickland	RB	Fr.
32.....	Stephon Lofton	CB	RSO.
33.....	Lazedrick Thompson	RB	RSr.
34.....	Jeremie Francis	CB	RFr.
35.....	Lawrence Graham	LB	Fr.
36.....	Larry Bryant	LB	Fr.
37.....	Thakarius Keyes	DB	Fr.
38.....	Roderic Teamer	S	So.
39.....	Sam Davis	S	So.
40.....	Zachery Harris	LB	RSO.
41.....	Enrique Carrasquero	P	So.
42.....	Andrew DiRocco	K	Jr.
43.....	Coby Neenan	K/P	Fr.
44.....	Luke Jackson	DE	RJr.
45.....	Randy Harvey	K	So.
46.....	Sergio Medina	TE	RJr.
48.....	DeAndre Williams	DL	Fr.
49.....	Zachary Block	P/K	So.
50.....	Tyler Johnson	OL	Fr.
51.....	Junior Diaz	C	RSO.
52.....	Eric Thomas	LB	Sr.
53.....	Keyshawn McLeod	C	RFr.
54.....	Quinlan Carroll	DE	RJr.
55.....	Eric Bowie	LB	RSO.
56.....	Rae Juan Marbley	LB	Jr.
57.....	Peter Woullard	DE	RSO.
58.....	Brian Webb	OG	RFr.
59.....	Sterling Fitzwater	LB	RSO.



# Green Wave Game Notes

## Numeric Roster

No	Player	Pos	Cl.
60.....	Geron Eatherly.....	DS.....	Fr.
62.....	Steven Logan.....	K.....	So.
63.....	Casey Spinelli.....	LB.....	Sr.
65.....	Braynon Edwards.....	DT.....	RSo.
66.....	Phabion Woodard.....	OL.....	Fr.
71.....	Jason Stewart.....	OL.....	RJr.
72.....	John Leglue.....	OT.....	RSo.
73.....	Leeward Brown.....	OT.....	RFr.
74.....	Devon Johnson.....	OT.....	RSo.
75.....	Chris Taylor.....	OG.....	Sr.
77.....	Tanzel Smart.....	DT.....	Sr.
78.....	Todd Jacquet.....	OT.....	RSr.
79.....	Kenneth Santa Marina.....	OT.....	RJr.
80.....	Andrew Hicks.....	WR.....	So.
81.....	D.J. Owens.....	WR.....	Fr.
82.....	Reed Green.....	WR.....	So.
83.....	Trey Scott.....	WR.....	Jr.
84.....	Charles Jones, II.....	TE.....	Jr.
85.....	Larry Dace, III.....	WR.....	RSr.
86.....	Darnell Mooney.....	WR.....	Fr.
87.....	Ade Aruna.....	DE.....	RJr.
88.....	Frank Thomas.....	WR.....	So.
89.....	Kendall Ardoin.....	TE.....	RSo.
90.....	Robert Kennedy.....	DE.....	RSo.
91.....	Eldrick Washington.....	DT.....	RJr.
92.....	Daren Williams.....	DE.....	Jr.
93.....	John Washington.....	DT.....	RFr.
94.....	Sean Wilson.....	DT.....	Jr.
95.....	Paul Staudinger.....	DT.....	Jr.
96.....	Aaron Golub.....	DS.....	Jr.
97.....	Trey Camissa.....	TE.....	Jr.
98.....	Eric Bell.....	DT.....	RJr.

## Alphabetical Roster

No	Player	Pos	Ht	Wt	Cl./Exp	Hometown/High School/Previous School
2	Nico Marley	LB	5-8	200	Sr.-3L	Weston, Fla./Cypress Bay
53	Keyshawn McLeod	C	6-4	290	RS-Fr.-RS	Port Charlotte, Fla./Port Charlotte
46	Sergio Medina	TE	5-11	225	RS-Jr.-2L	Boutte, La./Hahnville
86	Darnell Mooney	WR	6-1	170	Fr.-HS	Gadsden, Ala./Gadsden City
20	Chase Napoleon	DB	5-11	200	Fr.-HS	Grand Prairie, Texas/South Grand Prairie
43	Coby Neenan	K/P	6-2	185	Fr.-HS	Dothan, Ala./Northview
13	Brian Newman	WR	5-9	180	Jr.-SQ	Houston, Texas/St. Pius X
17	Parry Nickerson	CB	6-0	175	RS-Jr.-2L	Algiers, La./West Jefferson
81	D.J. Owens	WR	5-10	195	Fr.-HS	Acworth, Ga./North Paulding
28	Deion Rainey	DL	6-2	270	Fr.-HS	Baton Rouge, La./ Southern University Lab School
15	Jacob Robertson, Jr.	WR	6-0	170	Fr.-HS	College Park, Ga./Woodward Academy
25	Josh Rounds	RB	6-0	205	RS-Sr.-3L	New Orleans, La./McMain
79	Kenneth Santa Marina	OT	6-6	325	RS-Jr.-1L	New Orleans, La./McDonogh 35
83	Trey Scott	WR	6-1	215	Jr.-2L	Powder Springs, Ga./McEachern
19	Taris Shenall	NB	6-0	185	So.-1L	Marrero, La./John Ehret
77	Tanzel Smart	DT	6-1	305	Sr.-3L	Baton Rouge, La./Scotlandville Magnet
63	Casey Spinelli	LB	5-10	192	WO-Sr.-SQ	Covington, La./St. Paul's School
95	Paul Staudinger	DT	6-6	221	WO-Jr.-SQ	Rye, N.Y./Rye
71	Jason Stewart	OG	6-5	360	RS-Jr.-2L	New Orleans, La./Warren Easton
31	Miles Strickland	RB	5-11	175	Fr.-HS	Madison, Ala./Bob Jones
75	Chris Taylor	OG	6-3	325	Sr.-3L	Baton Rouge, La./Zachary
38	Roderic Teamer	S	6-0	205	So.-1L	New Orleans, La./Brother Martin
52	Eric Thomas	LB	5-10	240	Sr.-3L	Meraux, La./John Curtis Christian School
88	Frank Thomas	WR	6-3	165	WO-So.-SQ	Violet, La./St. Martin's Episcopal
33	Lazedrick Thompson	RB	5-10	220	RS-Sr.-3L	LaPlace, La./St. Charles Catholic
13	William Townsend	LB	6-0	230	RS-Jr.-2L	Miami, Fla./Miami Northland
22	Marshall Wadleigh	TE	5-11	205	WO-Sr.-3L	Pearl River, La./Northshore
91	Eldrick Washington	DT	6-2	280	RS-So.-2L	Harvey, La./Helen Cox
93	John Washington	DT	6-2	290	RS-Fr.-RS	West Monroe, La./West Monroe
58	Brian Webb	OG	6-2	295	RS-Fr.-RS	New Orleans, La./Miller-McCoy Academy
92	Daren Williams	DE	6-3	250	Jr.-2L	Reserve, La./East St. John
48	De'Andre Williams	DL	6-3	270	Fr.-HS	Baton Rouge, La./Scotlandville Magnet
94	Sean Wilson	DT	6-4	295	Jr.-2L	Port Sulphur, La./South Plaquemines
66	Phabion Woodard	OL	6-4	245	Fr.-HS	Indianola, Miss./Gentry
57	Peter Woullard	DE	6-3	248	RS-So.-SQ	New Orleans, La./St. Augustine
27	Andrew Zuckerman	RB	5-8	185	Fr.-HS	Potomac, Md./Winston Churchill

## Pronunciation Guide

ADE ARUNA.....uh-DAY uh-ROON-uh  
 Kendall ARDOIN.....AR-dwayn  
 Sherman BADIE.....BAY-dee  
 Eric BOWIE.....BOO-we  
 Trey CAMISSA.....cam-EES-uh  
 Glen CUIELLETTE.....coo-YET  
 Junior DIAZ.....DEE-az  
 Andrew DIROCCO.....de-ROK-oh  
 Terren ENCALADE.....ON-cuh-lahd  
 GERON EATHERLY.....G-AIR-un Eh-THERE-ly  
 Aaron GOLUB.....Gah-lub  
 John HELOW.....HE-low  
 DONTRELL HILLIARD.....don-TREL HIL-yard

Todd JACQUET.....JOK-ett  
 John LEGLUE.....luh-GLU  
 STEPHON Lofton.....stef-ON  
 RAE JUAN Marbley.....ray-ZHAN  
 THAKARIUS Keyes.....THACK-air-e-us  
 Sergio MEDINA.....muh-DEEN-uh  
 Coby NEENAN.....Knee-None  
 PARRY Nickerson.....PER-ee  
 Casey SPINELLI.....spin-EL-ee  
 Paul STAUDINGER.....STAW-den-jer  
 LAZEDRICK Thompson.....LUH-zed-rik  
 Marshall WADLEIGH.....WAD-lee  
 ELDRICK Washington.....ELD-rick  
 Peter WOULLARD.....WOOL-urd





## Offensive Depth Chart Bios

### QUARTERBACKS



#### **14 • Glenn Cuiellette**

6-0 • 215 • RS-So.

- Registered his first career start at Wake Forest on Sept. 1
- Completed 12-of-23 passes for 134 yards at Wake, including a 46-yard pass to Josh Rounds, resulting in the biggest gain in the game.
- Led the squad in rushing attempts (22) at Wake Forest, gaining 54 yards on the ground.

RUSHING	g	att	yards	td	long	avg/c	avg/g
2015	1	0	0	0	0	0.0	0.0
2016	1	22	54	0	25	2.5	54.0
TOTAL	2	22	54	0	25	2.5	27.0

PASSING	g	cmp-att-int	yards	td	long	pct	avg/p	avg/g	effic
2015	1	0-0-0	0	0	0	0.0	0.0	0.0	0.0
2016	1	12-23-0	134	0	46	52.2	5.8	134.0	101.1
TOTAL	2	12-23-0	134	0	46	52.2	5.8	67.0	101.1

TOTAL OFFENSE	g	rush	pass	total	avg/g
2015	1	0	0	0	0.0
2016	1	54	134	188	188.0
TOTAL	2	54	134	188	94.0

ALL PURPOSE	g	rush	rcv	pr	kr	ir	total	avg/g
2015	1	0	0	0	0	0	0	0.0
2016	1	54	0	0	0	0	54	54.0
TOTAL	2	54	0	0	0	0	54	27.0



#### **1 • Johnathan Brantley**

6-1 • 195 • Fr.

- Did not see a snap at Wake Forest on Sept. 1.



#### **11 • Darius Bradwell**

6-1 • 220 • Fr.

- Made his Green Wave debut at Wake Forest on Sept. 1,

RUSHING	g	att	yards	td	long	avg/c	avg/g
2016	1	4	6	0	3	1.5	6.0
TOTAL	1	4	6	0	3	1.5	6.0

TOTAL OFFENSE	g	rush	pass	total	avg/g
2016	1	6	0	6	6.0
TOTAL	1	6	0	6	6.0



## RUNNING BACKS



### 3 • Sherman Badie

6-0 • 200 • RS-Jr. • 2L

- Has played in 25 games with 11 starts at running back.
- Has rushed 200 times for 1,024 yards and five touchdowns. Has also hauled in 51 catches for 392 yards and one score and returned 16 kickoffs for 333 yards.

• Rushed seven times at Wake Forest on Sept. 1, same as Hilliard, for a net gain of 26 yards, with a bulk of the yardage gained from bursting out a 22-yard

RUSHING	g	att	yards	td	long	avg/c	avg/g
2014	12	121	688	3	90	5.7	57.3
2015	12	72	310	2	56	4.3	25.8
2016	1	7	26	0	22	3.7	26.0
TOTAL	25	200	1024	5	90	5.1	41.0

TOTAL OFFENSE	g	rush	pass	total	avg/g
2014	12	688	0	688	57.3
2015	12	310	0	310	25.8
2016	1	26	0	26	26.0
TOTAL	25	1024	0	1024	41.0

RECEIVING	g	rec	yards	td	long	rec/g	avg/c	avg/g
2014	12	24	108	1	13	2.0	4.5	9.0
2015	12	27	284	0	51	2.2	10.5	23.7
2016	1	0	0	0	0	0.0	0.0	0.0
TOTAL	25	51	392	1	51	2.0	7.7	15.7



### 33 • Lazedrick Thompson


5-11 • 220 • RS-Sr. • 3L

- Has played in 28 games with 6 starts at running back.
- Has 182 carries for 784 yards with 5 touchdowns. Also has 3 receptions for 41 yards.
- Had six carries at Wake Forest on Sept. 1, resulting in 21

RUSHING	g	att	yards	td	long	avg/c	avg/g
2013	8	22	68	0	16	3.1	8.5
2014	11	109	533	4	48	4.9	48.5
2015	8	45	162	1	15	3.6	20.2
2016	1	6	21	0	8	3.5	21.0
TOTAL	28	182	784	5	48	4.3	28.0

TOTAL OFFENSE	g	rush	pass	total	avg/g
2013	8	68	0	68	8.5
2014	11	533	0	533	48.5
2015	8	162	0	162	20.2
2016	1	21	0	21	21.0
TOTAL	28	784	0	784	28.0

RECEIVING	g	rec	yards	td	long	rec/g	avg/c	avg/g
2013	8	1	31	0	31	0.1	31.0	3.9
2014	11	1	4	0	4	0.1	4.0	0.4
2015	8	0	0	0	0	0.0	0.0	0.0
2016	1	1	6	0	6	1.0	6.0	6.0
TOTAL	28	3	41	0	31	0.1	13.7	1.5



### 26 • Dontrell Hilliard

6-0 • 200 • Jr. • 2L

- Has played in 25 games with 11 starts at running back.
- Has rushed 219 times for 1,134 yards with nine touchdowns. Also recorded 54 receptions for 519 yards and two

scores, while also returning 17 kickoffs for 260 yards.

• Made the start at Wake Forest on Sept. 1, rushing seven times for 36 yards, as his 5.1 yards per carry was the best Green Wave rushing average on the day.

• Also caught one pass for eight yards to go with his two punt returns, all-in-all, equating to 54 all-purpose yards which tied Cuielette for the most on the team.

RUSHING	g	att	yards	td	long	avg/c	avg/g
2014	12	97	452	3	45	4.7	37.7
2015	12	115	646	6	85	5.6	53.8
2016	1	7	36	0	15	5.1	36.0
TOTAL	25	219	1134	9	85	5.2	45.4

TOTAL OFFENSE	g	rush	pass	total	avg/g
2014	12	452	0	452	37.7
2015	12	646	0	646	53.8
2016	1	36	0	36	36.0
TOTAL	25	1134	0	1134	45.4

RECEIVING	g	rec	yards	td	long	rec/g	avg/c	avg/g
2014	12	30	244	1	63	2.5	8.1	20.3
2015	12	23	267	1	66	1.9	11.6	22.2
2016	1	1	8	0	8	1.0	8.0	8.0
TOTAL	25	54	519	2	66	2.2	9.6	20.8



### 25 • Josh Rounds

6-0 • 205 • RS-Sr. • 3L

- Has played in 36 games.
- Has rushed 102 times for 413 yards with one touchdown to go along with his 34 receptions for 204 yards. Also recorded 29 kickoff returns for 516 yards.

• At Wake Forest on Sept. 1, Rounds' lone reception was the biggest gain of the game, catching a 46-yard pass from Cuielette. Rounds also rushed one time for three yards.

RUSHING	g	att	yards	td	long	avg/c	avg/g
2012	10	17	40	0	7	2.4	4.0
2013	13	49	163	0	20	3.3	12.5
2015	12	35	207	1	46	5.9	17.2
2016	1	1	3	0	3	3.0	3.0
TOTAL	36	102	413	1	46	4.0	11.5

TOTAL OFFENSE	g	rush	pass	total	avg/g
2012	10	40	0	40	4.0
2013	13	163	0	163	12.5
2015	12	207	0	207	17.2
2016	1	3	0	3	3.0
TOTAL	36	413	0	413	11.5

RECEIVING	g	rec	yards	td	long	rec/g	avg/c	avg/g
2012	10	14	78	0	21	1.4	5.6	7.8
2013	13	12	65	0	10	0.9	5.4	5.0
2015	12	8	61	0	16	0.7	7.6	5.1
2016	1	1	46	0	46	1.0	46.0	46.0
TOTAL	36	35	250	0	46	1.0	7.1	6.9





## TIGHT ENDS (Y)



### **84 • Charles Jones, II**

6-4 • 255 • Jr. • 2L

- Two-year letterwinner has played in 25 games with 12 starts at tight end. Owns 38 receptions for 323 yards (8.5 avg.) with six touchdowns.

RECEIVING	g	rec	yards	td	long	rec/g	avg/c	avg/g
2014	12	21	192	3	31	1.8	9.1	16.0
2015	12	17	131	3	28	1.4	7.7	10.9
2016	1	0	0	0	0	0.0	0.0	0.0
TOTAL	25	38	323	6	31	1.5	8.5	12.9



### **89 • Kendall Ardoin**

6-5 • 245 • RS-So. • 1L

- Two-year letterwinner and back-up tight-end
- Did not see action in week one.

RECEIVING	g	rec	yards	td	long	rec/g	avg/c	avg/g
2015	12	6	52	2	15	0.5	8.7	4.3
TOTAL	12	6	52	2	15	0.5	8.7	4.3



### **22 • Marshall Wadleigh**

5-11 • 205 • Sr. • 3L

- Two-year letterwinner has played in 38 games. Has rushed twice for 26 yards (13.0 avg) while returning two kick-offs for 12 yards (6.0 avg). Also owns 15 tackles (14 solo, 1

RUSHING	g	att	yards	td	long	avg/c	avg/g
2013	13	0	0	0	0	0.0	0.0
2014	12	0	0	0	0	0.0	0.0
2015	12	2	26	0	24	13.0	2.2
2016	1	0	0	0	0	0.0	0.0
TOTAL	38	2	26	0	24	13.0	0.7

TOTAL OFFENSE	g	rush	pass	total	avg/g
2013	13	0	0	0	0.0
2014	12	0	0	0	0.0
2015	12	26	0	26	2.2
2016	1	0	0	0	0.0
TOTAL	38	26	0	26	0.7

KICK RETURNS	g	no.	yards	td	long	avg/r	avg/g
2013	13	1	0	0	0	0.0	0.0
2014	12	0	0	0	0	0.0	0.0
2015	12	1	12	0	12	12.0	1.0
2016	1	0	0	0	0	0.0	0.0
TOTAL	38	2	12	0	12	6.0	0.3

ALL PURPOSE	g	rush	rcv	pr	kr	ir	total	avg/g
2013	13	0	0	0	0	0	0	0.0
2014	12	0	0	0	0	0	0	0.0
2015	12	26	0	0	12	0	38	3.2
2016	1	0	0	0	0	0	0	0.0
TOTAL	38	26	0	0	12	0	38	1.0

TACKLES	g	ua	a	total	tfl	pd	ff	fr
2013	13	2	0	2	0.0-0	0	0	0
2014	12	2	1	3	0.0-0	0	0	0
2015	12	10	0	10	0.0-0	0	0	0
2016	1	0	0	0	0.0-0	0	0	0
TOTAL	38	14	1	15	0.0-0	0	0	0



## WIDE RECEIVERS (H)



### 85 • Larry Dace III

5-9 • 170 • RS-Sr. • 2L

• Two-year letterwinner who has played in 22 games with three starts at wide receiver. Has totaled 15 receptions for 163 yards and one touchdown.

• Started at Wake Forest on Sept. 1, co-leading the team with four receptions, good for 38 yards.

RECEIVING	g	rec	yards	td	long	rec/g	avg/c	avg/g
2013	1	0	0	0	0	0.0	0.0	0.0
2014	8	0	0	0	0	0.0	0.0	0.0
2015	12	11	125	1	27	0.9	11.4	10.4
2016	1	4	38	0	18	4.0	9.5	38.0
TOTAL	22	15	163	1	27	0.7	10.9	7.4



### 7 • Devin Glenn

5-7 • 155 • So. • 1L

• Played in eight career games. As a freshman, Glenn rushed four times for 18 yards, caught two passes for five yards, and returned 10 kickoffs for 197 yards (19.7 avg).

• Did not register in a statistic at Wake Forest on Sept. 1

RUSHING	g	att	yards	td	long	avg/c	avg/g
2015	7	4	18	0	14	4.5	2.6
2016	1	0	0	0	0	0.0	0.0
TOTAL	8	4	18	0	14	4.5	2.2

TOTAL OFFENSE	g	rush	pass	total	avg/g
2015	7	18	0	18	2.6
2016	1	0	0	0	0.0
TOTAL	8	18	0	18	2.2

RECEIVING	g	rec	yards	td	long	rec/g	avg/c	avg/g
2015	7	2	5	0	5	0.3	2.5	0.7
2016	1	0	0	0	0	0.0	0.0	0.0
TOTAL	8	2	5	0	5	0.2	2.5	0.6

## WIDE RECEIVERS (Z)



### 8 • Devon Breaux

6-0 • 185 • RS-Sr. • 3L

• Three-year letterwinner who has played in 35 games with 13 starts at wide receiver. Breaux owns 39 catches for 604 yards and five touchdowns. Also has seven kickoff returns for 153 yards.

• Became the first Tulane male track and field student-athlete to qualify for the NCAA National Championships and also captured the 2015 AAC Championship in the Long Jump (7.45 meters).

• At Wake Forest on Sept. 1, Breaux reeled in one catch for 17 yards on a 4th-and-10 play.

RECEIVING	g	rec	yards	td	long	rec/g	avg/c	avg/g
2013	11	6	101	2	42	0.5	16.8	9.2
2014	12	7	55	0	16	0.6	7.9	4.6
2015	11	25	431	3	76	2.3	17.2	39.2
2016	1	1	17	0	17	1.0	17.0	17.0
TOTAL	35	39	604	5	76	1.1	15.5	17.3



### 9 • Chris Johnson

6-1 • 195 • Fr.

• Made his Green Wave debut at Wake Forest on Sept. 1 but did not register a statistic.





## WIDE RECEIVERS (X)



### **5 • Terren Encalade**

6-0 • 195 • RS-So. • 1L

- Has played in 15 career games with 9 starts at wide receiver. Has hauled in 28 passes for 297 yards.
- Encalade tied Dace for the most receptions in opener at Wake Forest on Sept 1 with 4, equating to 19 total yards.

RECEIVING	g	rec	yards	td	long	rec/g	avg/c	avg/g
2014	12	20	235	0	35	1.7	11.8	19.6
2015	2	4	43	0	20	2.0	10.8	21.5
2016	1	4	19	0	8	4.0	4.8	19.0
TOTAL	15	28	297	0	35	1.9	10.6	19.8



### **86 • Darnell Mooney**

6-1 • 170 • Fr.

- Made his Green Wave debut at Wake Forest on Sept. 1 but did not register a statistic.

## LEFT TACKLES



### **78 • Todd Jacquet**

6-6 • 315 • RS-Sr. • 3L

- Has played in 35 career games with 18 starts.
- Started at Left Tackle in the opener at Wake Forest on Sept. 1.



### **50 • Tyler Johnson**

6-3 • 280 • Fr.

- Did not see action at Wake Forest on Sept. 1.


## LEFT GUARD



### **75 • Chris Taylor**

6-3 • 325 • Sr. • 3L

- Has played in 37 career games with 31 starts
- Started at Left Guard in the opener at Wake Forest on Sept. 1



### **71 • Jason Stewart**

6-5 • 360 • RS-Jr. • 2L

- Has played in 24 career games
- Did not see action at Wake Forest on Sept. 1.




## CENTERS



### **51 • Junior Diaz**

6-2 • 300 • RS-So. • 1L

- Has played in 13 career games with five starts.
- Started at Center in opener at Wake Forest on Sept. 1



### **53 • Keyshawn McLeod**

6-4 • 290 • RS-Fr.

- Opened the fall season as back-up center.
- Did not see action at Wake Forest on Sept. 1.

## RIGHT GUARD



### **73 • Leeward Brown**

6-4 • 350 • RS-Fr.

- Registered his first career game and start for the Green Wave in opener at Wake Forest on Sept. 1.



### **66 • Phabion Woodard**

6-4 • 245 • Fr.

- Did not see action at Wake Forest on Sept. 1.



### **58 • Brian Webb**

6-2 • 295 • RS-Fr.

- Did not see action at Wake Forest on Sept. 1.

## RIGHT TACKLES



### **72 • John Leglue**

6-7 • 315 • RS-So. • 1L

- Played in 13 career games, including two starts
- Started at Right Tackle in opener at Wake Forest.



### **79 • Kenneth Santa Marina**

6-6 • 325 • RS-Jr. • 1L

- Played in seven career games.
- Played in season opener at Wake Forest on Sept. 1



### **74 • Devon Johnson**


6-5 • 315 • RS-So. • 1L

- Played in 11 games.
- Did not see action at Wake Forest on Sept. 1.



## Defensive Depth Chart Bios

### DEFENSIVE ENDS



#### **90 • Robert Kennedy**

6-1 • 265 • RS-So. • 1L

- Played in 13 career games and made his first collegiate start in the opener at Wake Forest on Sept. 1.
- Recorded three tackles at Wake Forest on Sept. 1 (2 Solo), including an assisted tackle for loss.

TACKLES	g	ua	a	total	tfl	pd	ff	fr	blk
2015	12	4	2	6	1.0-6	0	0	0	0
2016	1	2	1	3	0.5-1	0	0	0	0
TOTAL	13	6	3	9	1.5-7	0	0	0	0

SACKS	g	ua	a	total	yards
2015	12	1	0	1.0	6
2016	1	0	0	0.0	0
TOTAL	13	1	0	1.0	6



#### **92 • Daren Williams**

6-3 • 250 • Jr. • 2L

- Has played in 21 career games with one start on the defensive line.
- Has 28 career tackles to his name.

TACKLES	g	ua	a	total	tfl	pd	ff	fr	blk
2014	9	4	6	10	0.0-0	0	0	0	0
2015	11	6	12	18	2.0-17	0	0	0	0
2016	1	0	0	0	0.0-0	0	0	0	0
TOTAL	21	10	18	28	2.0-17	0	0	0	0

SACKS	g	ua	a	total	yards
2014	9	0	0	0.0	0
2015	11	0	2	1.0	15
2016	1	0	0	0.0	0
TOTAL	21	0	2	1.0	15

### NOSE TACKLES



#### **94 • Sean Wilson**

6-4 • 295 • Jr. • 2L

- Has played in 23 career games, including 13 starts.
- Started at Wake Forest on Sept. 1, collecting two tackles.

TACKLES	g	ua	a	total	tfl	pd	ff	fr	blk
2014	12	16	13	29	2.5-6	1	0	0	0
2015	10	21	8	29	6.0-17	1	0	0	0
2016	1	1	1	2	0.0-0	0	0	0	0
TOTAL	23	38	22	60	8.5-23	2	0	0	0

SACKS	g	ua	a	total	yards
2014	12	1	0	1.0	2
2015	10	2	0	2.0	13
2016	1	0	0	0.0	0
TOTAL	23	3	0	3.0	15



#### **65 • Braynon Edwards**

6-1 • 350 • RS-So.

- Made his Green Wave debut at Wake Forest on Sept. 1





## DEFENSIVE TACKLES



### 77 • Tanel Smart

6-1 • 305 • Sr. • 3L

- Has played in 37 career games with 25 starts at defensive tackle.
- Has recorded 127 career tackles with 24 tackles for loss, 5 career sacks, two forced fumbles and one fumble recovery.
- Earned the lone sack (loss of 3 yards) for the Wave at Wake Forest on Sept. 1, on his way to garnering four tackles, including two for loss of six yards.

TACKLES	g	ua	a	total	tfl	pd	ff	fr	blk
2013	12	7	7	14	0.5-0	1	0	0	0
2014	12	21	26	47	6.5-32	1	1	0	0
2015	12	42	20	62	15.0-46	0	1	1	0
2016	1	3	1	4	2.0-6	0	0	0	0
TOTAL	37	73	54	127	24.0-84	2	2	1	0

SACKS	g	ua	a	total	yards
2013	12	0	0	0.0	0
2014	12	2	0	2.0	18
2015	12	2	0	2.0	13
2016	1	1	0	1.0	3
TOTAL	37	5	0	5.0	34

## DEFENSIVE END



### 87 • Ade Aruna

6-6 • 265 • RS-Jr. • 2L

- Has played in 21 career games with 12 starts at defensive end.
- Possesses 43 career tackles, 6.0 tackles for loss, 4.0 sacks and two forced fumbles.
- Started at Wake Forest on Sept. 1, where he earned four tackles.

TACKLES	g	ua	a	total	tfl	pd	ff	fr	blk
2014	8	6	1	7	1.0-4	0	1	0	0
2015	12	24	8	32	5.0-27	2	1	0	0
2016	1	2	2	4	0.0-0	0	0	0	0
TOTAL	21	32	11	43	6.0-31	2	2	0	0

SACKS	g	ua	a	total	yards
2014	8	1	0	1.0	4
2015	12	3	0	3.0	20
2016	1	0	0	0.0	0
TOTAL	21	4	0	4.0	24



### 91 • Eldrick Washington

6-2 • 280 • RS-Jr. • 2L

- Has played in 17 career games.
- Saw action in the opener at Wake Forest on Sept. 1.

TACKLES	g	ua	a	total	tfl	pd	ff	fr	blk
2013	1	0	2	2	0.5-1	0	0	0	0
2014	9	2	0	2	1.0-10	0	0	0	0
2015	6	6	2	8	1.0-5	1	0	0	0
2016	1	0	0	0	0.0-0	0	0	0	0
TOTAL	17	8	4	12	2.5-16	1	0	0	0

SACKS	g	ua	a	total	yards
2013	1	0	0	0.0	0
2014	9	1	0	1.0	10
2015	6	1	0	1.0	5
2016	1	0	0	0.0	0
TOTAL	17	2	0	2.0	15



### 54 • Quinlan Carroll

6-2 • 235 • RS-Jr. • 2L

- Played in 18 career games for the Wave.
- Registered 2 tackles at Wake Forest on Sept. 1.

TACKLES	g	ua	a	total	tfl	pd	ff	fr	blk
2014	9	0	2	2	0.0-0	0	0	0	0
2015	8	1	0	1	0.0-0	0	0	0	0
2016	1	1	1	2	0.0-0	0	0	0	0
TOTAL	18	2	3	5	0.0-0	0	0	0	0



## MIDDLE LINEBACKERS



### 2 • Nico Marley

5-8 • 200 • Sr. • 3L

- Has 236 career tackles (149 solo, 87 assists), including 37.5 tackles for loss, 3.5 sacks, three interceptions, five pass break-ups, three forced fumbles and four fumble recoveries across 38 games with 37 starts.

- Ranked third on the team in tackles at Wake Forest on Sept. 1, collecting five, including one tackle for a loss of two yards.

INTERCEPTIONS	g	no.	yards	td	long	avg/r	avg/g
2013	13	1	30	0	30	30.0	2.3
2014	12	1	3	0	3	3.0	0.2
2015	12	1	7	0	7	7.0	0.6
2016	1	0	0	0	0	0.0	0.0
TOTAL	38	3	40	0	30	13.3	1.1

TACKLES	g	ua	a	total	tfl	pd	ff	fr	blk
2013	13	37	30	67	10.0-43	3	1	2	0
2014	12	46	36	82	13.5-43	4	1	2	0
2015	12	62	20	82	13.0-47	1	1	0	0
2016	1	4	1	5	1.0-2	0	0	0	0
TOTAL	38	149	87	236	37.5-135	8	3	4	0

SACKS	g	ua	a	total	yards
2013	13	2	0	2.0	19
2014	12	0	1	0.5	2
2015	12	1	0	1.0	12
2016	1	0	0	0.0	0
TOTAL	38	3	1	3.5	33



### 52 • Eric Thomas

5-10 • 240 • Sr. • 3L

- Has played in 37 career games with 15 starts at linebacker.
- Started at Wake Forest on Sept. 1, ranking second in total tackles with six.

TACKLES	g	ua	a	total	tfl	pd	ff	fr
2013	13	3	3	6	0.5-1	0	0	0
2014	12	19	11	30	6.0-27	2	1	0
2015	11	49	18	67	7.5-36	1	1	0
2016	1	3	3	6	0.0-0	0	0	0
TOTAL	37	74	35	109	14.0-64	3	2	0

SACKS	g	ua	a	total	yards
2013	13	0	0	0.0	0
2014	12	1	0	1.0	7
2015	11	1	0	1.0	7
2016	1	0	0	0.0	0
TOTAL	37	2	0	2.0	14



### 56 • Rae Juan Marbley

6-0 • 240 • Jr. • 2L

- Has played in 25 career games with one start at linebacker.
- Totaled 47 career tackles along with one interception.

- Earned two tackles at Wake Forest on Sept. 1.

INTERCEPTIONS	g	no.	yards	td	long	avg/r	avg/g
2014	12	0	0	0	0	0.0	0.0
2015	12	1	31	0	31	31.0	2.6
2016	1	0	0	0	0	0.0	0.0
TOTAL	25	1	31	0	31	31.0	1.2

TACKLES	g	ua	a	total	tfl	pd	ff	fr	blk
2014	12	6	5	11	0.0-0	0	0	0	0
2015	12	29	5	34	0.0-0	1	0	0	0
2016	1	1	1	2	0.0-0	0	0	0	0
TOTAL	25	36	11	47	0.0-0	1	0	0	0



## WEAK-SIDE LINEBACKERS



### 40 • Zachery Harris

6-0 • 220 • So. • 1L

- Played in nine career games and recorded 18 career tackles.

- Saw action at Wake Forest on Sept. 1 but did not record

a tackle.

TACKLES	g	ua	a	total	tfl	pd	ff	fr
2014	5	5	1	6	1.5-10	0	0	0
2015	3	8	4	12	0.0-0	0	0	0
2016	1	0	0	0	0.0-0	0	0	0
TOTAL	9	13	5	18	1.5-10	0	0	0



### 55 • Eric Bowie

6-2 • 225 • RS-So. • 1L

- Played in 12 career games, collecting 19 career tackles.

- Earned one tackle at Wake Forest on Sept. 1.

TACKLES	g	ua	a	total	tfl	pd	ff	fr
2015	11	12	6	18	0.0-0	1	0	0
2016	1	1	0	1	0.0-0	0	0	0
TOTAL	12	13	6	19	0.0-0	1	0	0

## NICKLE



### 23 • Richard Allen

5-9 • 175 • Sr. • 3L

- Has played in 26 career games with six starts at corner.
- Started at Wake Forest on Sept. 1, recording five total tackles.

TACKLES	g	ua	a	total	tfl	pd	ff	fr	blk
2013	13	7	2	9	0.0-0	0	0	0	0
2014	7	3	2	5	0.0-0	0	0	0	0
2015	5	16	2	18	0.0-0	4	0	1	0
2016	1	3	2	5	0.0-0	0	0	0	0
TOTAL	26	29	8	37	0.0-0	4	0	1	0



### 16 • P.J. Hall

5-11 • 190 • Fr.

- Made his Green Wave debut at Wake Forest on Sept. 1.





## CORNERBACKS



### 17 • Parry Nickerson

6-0 • 175 • RS-Jr. • 2L

- Has played in 26 career games with 23 starts
- Has logged 105 total tackles (86 solo, 19 assists), 6.0 tackles for loss, two forced fumbles, two fumble recoveries - including one for a touchdown - one blocked field goal, 16 pass breakups and six interceptions
- In his start at Wake Forest on Sept. 1, Nickerson set a career high with three pass break-ups.

INTERCEPTIONS	g	no.	yards	td	long	avg/r	avg/g
2013	1	0	0	0	0	0.0	0.0
2014	12	6	24	0	12	4.0	2.0
2015	12	0	0	0	0	0.0	0.0
2016	1	0	0	0	0	0.0	0.0
TOTAL	26	6	24	0	12	4.0	0.9

TACKLES	g	ua	a	total	tfl	pd	ff	fr	blk
2013	1	5	2	7	0.0-0	0	1	0	0
2014	12	40	11	51	2.5-4	12	0	1	0
2015	12	41	5	46	3.5-4	8	1	1	1
2016	1	0	1	1	0.0-0	3	0	0	0
TOTAL	26	86	19	105	6.0-8	23	2	2	1



### 37 • Thakarius Keyes

6-1 • 185 • Fr.

- Did not see action at Wake Forest on Sept. 1.

## CORNERBACKS



### 21 • Donnie Lewis

6-1 • 185 • RS-So. • 1L

- Played in 12 career games with 10 starts at cornerback. Also boasts 32 career tackles
- Netted two total tackles at Wake Forest on Sept. 1, including a 0.5 tackle for a loss of one yard.

TACKLES	g	ua	a	total	tfl	pd	ff	fr	blk
2015	11	26	4	30	0.0-0	3	0	0	0
2016	1	1	1	2	0.5-1	0	0	0	0
TOTAL	12	27	5	32	0.5-1	3	0	0	0



### 11 • Tre Jackson

5-9 • 180 • Fr.

- Did not see action at Wake Forest on Sept. 1.



## FREE SAFETIES



### 6 • Jarrod Franklin

6-0 • 205 • RS-Jr. • 2L

- Has 105 career tackles (73 solo, 32 assists), including 2.5 sacks, 6.5 tackles for loss, one fumble recovery, one forced fumble, three pass break-ups and one interception in 26 career games with 15 starts.

- Led the team in tackles (seven) at Wake Forest on Sept. 1.

INTERCEPTIONS	g	no.	yards	td	long	avg/r	avg/g
2013	13	1	0	0	0	0.0	0.0
2015	12	0	0	0	0	0.0	0.0
2016	1	0	0	0	0	0.0	0.0
TOTAL	26	1	0	0	0	0.0	0.0

TACKLES	g	ua	a	total	tfl	pd	ff	fr	blk
2013	13	15	9	24	1.5-8	1	1	0	0
2015	12	55	19	74	5.0-28	3	0	1	0
2016	1	3	4	7	0.0-0	0	0	0	0
TOTAL	26	73	32	105	6.5-36	4	1	1	0

SACKS	g	ua	a	total	yards
2013	13	1	0	1.0	7
2015	12	1	1	1.5	18
2016	1	0	0	0.0	0
TOTAL	26	2	1	2.5	25



### 4 • Will Harper

6-0 • 205 • Fr.

- In his Green Wave debut at Wake Forest on Sept. 1, Harper earned two tackles (1 solo, 1 assisted).

## STRONG SAFETIES



### 38 • Roderic Teamer

6-0 • 205 • So. • 1L

- Played in 12 career games and boasts 22 career tackles and one interception.

- Logged three solo tackles, including one tackle for a loss of two yards.

INTERCEPTIONS	g	no.	yards	td	long	avg/r	avg/g
2015	11	1	10	0	10	10.0	0.9
2016	1	0	0	0	0	0.0	0.0
TOTAL	12	1	10	0	10	10.0	0.8

TACKLES	g	ua	a	total	tfl	pd	ff	fr	blk
2015	11	15	4	19	1.0-1	4	1	0	0
2016	1	3	0	3	1.0-2	0	0	0	0
TOTAL	12	18	4	22	2.0-3	4	1	0	0



### 19 • Taris Shenall

6-0 • 185 • So. • 1L

- Played in 13 career games for the Wave, recording 16 career tackles and one interception.

- Earned one solo tackle at Wake Forest on Sept. 1.

INTERCEPTIONS	g	no.	yards	td	long	avg/r	avg/g
2015	12	1	5	0	5	5.0	0.4
2016	1	0	0	0	0	0.0	0.0
TOTAL	13	1	5	0	5	5.0	0.4

TACKLES	g	ua	a	total	tfl	pd	ff	fr	blk
2015	12	12	3	15	0.0-0	2	0	0	0
2016	1	1	0	1	0.0-0	0	0	0	0
TOTAL	13	13	3	16	0.0-0	2	0	0	0



## Specialists Depth Chart Bios

### KICKERS



#### **42 • Andrew DiRocco**

6-1 • 185 • Jr. • 2L

- Junior is 18-of-27 (.667) in field goals while going 51-of-54 on extra point attempts (.944) for his career.
- Was the lone score in week one at Wake Forest on Sept. 1, connecting on a 41-yard field goal, which was just one yard shy of his career

SCORING	g	td	rush	rcv	ret	pat	2pat	fg	total	avg/g
2014	12	0	0	0	0	22	0	8	46	3.8
2015	12	0	0	0	0	29	0	9	56	4.7
2016	1	0	0	0	0	0	0	1	3	3.0
TOTAL	25	0	0	0	0	51	0	18	105	4.2

FIELD GOALS	g	made	att	long	pct
2014	12	8	15	42	53.3
2015	12	9	10	39	90.0
2016	1	1	2	41	50.0
TOTAL	25	18	27	42	66.7



#### **45 • Randy Harvey**


6-0 • 195 • So. • 1L



#### **62 • Steven Logan**

6-0 • 185 • So.

### PUNTERS



#### **49 • Zachary Block**

6-5 • 190 • So. • 1L

- Has 52 career punts for 1,992 yards (38.3 avg.) and four punts inside the 20 in nine career games.
- Kicked 5 punts at Wake Forest on Sept. 1 for an average of 41.8, including a long of 46 yards. Also stuck two punts within the opponent's

PUNTING	g	no.	yards	long	avg
2015	8	47	1783	53	37.9
2016	1	5	209	46	41.8
TOTAL	9	52	1992	53	38.3

KICKOFFS	g	no.	yards	avg
2015	8	0	0	0.0
2016	1	2	129	64.5
TOTAL	9	2	129	64.5



#### **43 • Coby Neenan**

6-2 • 185 • Fr.





# Green Wave Bios

## DEEP SNAPPERS



**60 • Geron Eatherly**  
6-0 • 215 • Fr.



**72 • John Leglue**  
6-7 • 315 • RS-So. • 1L

## HOLDERS



**14 • Glen Cuiellette**  
6-0 • 215 • RS-So. • SQ



**49 • Zachary Block**  
6-5 • 190 • So. • 1L



**5 • Terren Encalade**  
6-0 • 195 • RS-So. • 1L

## KICK-OFF RETURNERS



**26 • Dontrell Hilliard**  
6-0 • 200 • Jr. • 2L

KICK RETURNS	g	no.	yards	td	long	avg/r	avg/g
2014	12	17	260	0	28	15.3	21.7
2015	12	0	0	0	0	0.0	0.0
2016	1	0	0	0	0	0.0	0.0
TOTAL	25	17	260	0	28	15.3	10.4



**3 • Sherman Badie**  
6-0 • 200 • RS-Jr. • 2L

KICK RETURNS	g	no.	yards	td	long	avg/r	avg/g
2014	12	0	0	0	0	0.0	0.0
2015	12	15	311	0	30	20.7	25.9
2016	1	1	22	0	22	22.0	22.0
TOTAL	25	16	333	0	30	20.8	13.3



**7 • Devin Glenn**  
5-7 • 155 • So. • 1L

KICK RETURNS	g	no.	yards	td	long	avg/r	avg/g
2015	7	10	197	0	36	19.7	28.1
2016	1	0	0	0	0	0.0	0.0
TOTAL	8	10	197	0	36	19.7	24.6




## PUNT RETURNERS



### **26 • Dontrell Hilliard**

6-0 • 200 • Jr. • 2L

PUNT RETURNS	g	no.	yards	td	long	avg/r	avg/g
2014	12	0	0	0	0	0.0	0.0
2015	12	0	0	0	0	0.0	0.0
2016	1	2	10	0	10	5.0	10.0
TOTAL	25	2	10	0	10	5.0	0.4



### **85 • Larry Dace III**

5-9 • 170 • RS-Sr. • 2L



### **5 • Terren Encalade**

6-0 • 195 • RS-So. • 1L



## 2016 SEASON STATS

### GAME RESULTS

Date	Opponent		Score	Overall	Conference	Time	Attend
Sep 01, 2016	at Wake Forest	L	3-7	0-1	0-0	2:58	24398

### TEAM STATISTICS

Team Statistics	TLN	OPP
SCORING	3	7
Points Per Game	3.0	7.0
FIRST DOWNS	14	10
Rushing	7	6
Passing	6	4
Penalty	1	0
RUSHING YARDAGE	146	79
Yards gained rushing	182	95
Yards lost rushing	36	16
Rushing Attempts	47	34
Average Per Rush	3.1	2.3
Average Per Game	146.0	79.0
TDs Rushing	0	1
PASSING YARDAGE	134	96
Comp-Att-Int	12-23-0	12-21-0
Average Per Pass	5.8	4.6
Average Per Catch	11.2	8.0
Average Per Game	134.0	96.0
TDs Passing	0	0
TOTAL OFFENSE	280	175
Total Plays	70	55
Average Per Play	4.0	3.2
Average Per Game	280.0	175.0
KICK RETURNS: #-Yards	1-22	1-30
PUNT RETURNS: #-Yards	2-10	2-2
INT RETURNS: #-Yards	0-0	0-0
KICK RETURN AVERAGE	22.0	30.0
PUNT RETURN AVERAGE	5.0	1.0
INT RETURN AVERAGE	0.0	0.0
FUMBLES-LOST	1-1	0-0
PENALTIES-Yards	4-30	5-45
Average Per Game	30.0	45.0
PUNTS-Yards	5-209	8-322
Average Per Punt	41.8	40.2
Net punt average	37.4	39.0

Team Statistics	TLN	OPP
KICKOFFS-Yards	2-129	2-128
Average Per Kick	64.5	64.0
Net kick average	37.0	40.5
TIME OF POSSESSION/Game	34:56	25:04
3RD-DOWN Conversions	8/20	7/15
3rd-Down Pct	40%	47%
4TH-DOWN Conversions	1/4	0/0
4th-Down Pct	25%	0%
SACKS BY-Yards	1-3	4-28
MISC YARDS	0	0
TOUCHDOWNS SCORED	0	1
FIELD GOALS-ATTEMPTS	1-2	0-0
ON-SIDE KICKS	0-0	0-0
RED-ZONE SCORES	(0-2) 0%	(1-1) 100%
RED-ZONE TOUCHDOWNS	(0-2) 0%	(1-1) 100%
PAT-ATTEMPTS	(0-0) 0%	(1-1) 100%
ATTENDANCE	0	24398
Games/Avg Per Game	0/0	1/24398
Neutral Site Games		0/0

Score by Quarters	1st	2nd	3rd	4th	OT	Total
Tulane	3	0	0	0	0	3
Opponents	0	7	0	0	0	7



# 2016 SEASON STATS



## OFFENSE AND RETURN SUMMARY

<b>Rushing</b>	<b>gp-gs</b>	<b>att</b>	<b>gain</b>	<b>loss</b>	<b>net</b>	<b>avg</b>	<b>td</b>	<b>lg</b>	<b>avg/g</b>
CUIELLETTE, Glen	1-1	22	88	34	54	2.5	0	25	54.0
HILLIARD, Dontrell	1-1	7	36	0	36	5.1	0	15	36.0
BADIE, Sherman	1-0	7	28	2	26	3.7	0	22	26.0
THOMPSON, Lazedrick	1-0	6	21	0	21	3.5	0	8	21.0
BRADWELL, Darius	1-0	4	6	0	6	1.5	0	3	6.0
ROUNDS, Josh	1-0	1	3	0	3	3.0	0	3	3.0
Total	1	47	182	36	146	3.1	0	25	146.0
Opponents	1	34	95	16	79	2.3	1	13	79.0

<b>Passing</b>	<b>gp-gs</b>	<b>effic</b>	<b>comp-att-int</b>	<b>pct</b>	<b>yds</b>	<b>td</b>	<b>lg</b>	<b>avg/g</b>
CUIELLETTE, Glen	1-1	101.11	12-23-0	52.2	134	0	46	134.0
Total	1	101.11	12-23-0	52.2	134	0	46	134.0
Opponents	1	95.54	12-21-0	57.1	96	0	16	96.0

<b>Receiving</b>	<b>gp-gs</b>	<b>no.</b>	<b>yds</b>	<b>avg</b>	<b>td</b>	<b>lg</b>	<b>avg/g</b>
DACE, Larry	1-1	4	38	9.5	0	18	38.0
ENCALADE, Terren	1-1	4	19	4.8	0	8	19.0
ROUNDS, Josh	1-0	1	46	46.0	0	46	46.0
BREAUX, Devon	1-1	1	17	17.0	0	17	17.0
HILLIARD, Dontrell	1-1	1	8	8.0	0	8	8.0
THOMPSON, Lazedrick	1-0	1	6	6.0	0	6	6.0
Total	1	12	134	11.2	0	46	134.0
Opponents	1	12	96	8.0	0	16	96.0

<b>Punt Returns</b>	<b>no.</b>	<b>yds</b>	<b>avg</b>	<b>td</b>	<b>lg</b>
HILLIARD, Dontrell	2	10	5.0	0	10
Total	2	10	5.0	0	10
Opponents	2	2	1.0	0	2

<b>Interceptions</b>	<b>no.</b>	<b>yds</b>	<b>avg</b>	<b>td</b>	<b>lg</b>
Total	0	0	0.0	0	0
Opponents	0	0	0.0	0	0

<b>Kick Returns</b>	<b>no.</b>	<b>yds</b>	<b>avg</b>	<b>td</b>	<b>lg</b>
BADIE, Sherman	1	22	22.0	0	22
Total	1	22	22.0	0	22
Opponents	1	30	30.0	0	30

<b>Fumble Returns</b>	<b>no.</b>	<b>yds</b>	<b>avg</b>	<b>td</b>	<b>lg</b>
Total	0	0	0.0	0	0
Opponents	0	0	0.0	0	0



## 2016 SEASON STATS

### SCORING AND KICKING SUMMARY

#### 2016 Tulane Football Tulane Overall Individual Statistics (as of Sep 04, 2016) All games

Scoring	td	fg	PAT				dxp	saf	pts
			kick	rush	rcv	pass			
DiROCCO, Andrew	-	1-2	-	-	-	-	-	-	3
Total	-	1-2	-	-	-	-	-	-	3
Opponents	1	-	1-1	-	-	-	-	-	7

Total Offense	g	plays	rush	pass	total	avg/g
CUIELLETTE, Glen	1	45	54	134	188	188.0
HILLIARD, Dontrell	1	7	36	0	36	36.0
BADIE, Sherman	1	7	26	0	26	26.0
THOMPSON, Lazedrick	1	6	21	0	21	21.0
BRADWELL, Darius	1	4	6	0	6	6.0
ROUNDS, Josh	1	1	3	0	3	3.0
Total	1	70	146	134	280	280.0
Opponents	1	55	79	96	175	175.0

Field Goals	fg	pct.	01-19	20-29	30-39	40-49	50-99	lg	blk
DiROCCO, Andrew	1-2	50.0	0-0	0-0	0-0	1-2	0-0	41	1

FG Sequence	Tulane	Opponents
Wake Forest	(41),43	-

Numbers in (parentheses) indicate field goal was made.

Punting	no.	yds	avg	lg	tb	fc	i20	50+	b
BLOCK, Zachary	5	209	41.8	46	1	1	2	0	
Total	5	209	41.8	46	1	1	2	0	
Opponents	8	322	40.2	53	0	1	4	2	

Kickoffs	no.	yds	avg	tb	ob	retn	net	yd
BLOCK, Zachary	2	129	64.5	1	0			
Total	2	129	64.5	1	0	30.0	37.0	2
Opponents	2	128	64.0	1	0	22.0	40.5	2



## 2016 SEASON STATS

### ALL-PURPOSE YARDAGE

All Purpose	g	rush	rcv	pr	kr	ir	total	avg/g
HILLIARD, Dontr	1	36	8	10	0	0	54	54.0
CUIELLETTE, G	1	54	0	0	0	0	54	54.0
ROUNDS, Josh	1	3	46	0	0	0	49	49.0
BADIE, Sherma	1	26	0	0	22	0	48	48.0
DACE, Larry	1	0	38	0	0	0	38	38.0
THOMPSON, La	1	21	6	0	0	0	27	27.0
ENCALADE, Ter	1	0	19	0	0	0	19	19.0
BREAUX, Devon	1	0	17	0	0	0	17	17.0
BRADWELL, Da	1	6	0	0	0	0	6	6.0
Total	1	146	134	10	22	0	312	312.0
Opponents	1	79	96	2	30	0	207	207.0

### STARTING LINEUPS

#### OFFENSE

Opponent	QB	RB	TE	WR	WR	WR	LT	LG	C	RG	RT
Wake Forest	Cuiellette	Hilliard	Jones	Dace	Breaux	Encalade	Jacquet	Taylor	Diaz	Brown	Leglue
Southern											
Navy											
ULL											
UMass											
UCF											
Memphis											
Tulsa											
SMU											
Houston											
Temple											
UConn											

#### DEFENSE

Opponent	DE	DT	NT	DE	MLB	WLB	NKL	CB	CB	FS	SS
Duke	Kennedy	Smart	Wilson	Aruna	Thomas	Marley	Allen	Nickerson	Lewis	Franklin	Teamer
Southern											
Navy											
ULL											
UMass											
UCF											
Memphis											
Tulsa											
SMU											
Houston											
Temple											
UConn											



## 2016 SEASON STATS

### DEFENSIVE TOTALS

##	Defensive Leaders	gp-gs	Tackles				Sacks no-yds	Pass defense			Fumbles		blkd	
			ua	a	tot	tfl/yds		int-yds	brup	qbh	rcv-yds	ff	kick	saf
6	FRANKLIN, Jarrod	1-1	3	4	7	.	.	.	.	.	.	.	.	.
52	THOMAS, Eric	1-1	3	3	6	.	.	.	.	.	.	.	.	.
2	MARLEY, Nico	1-1	4	1	5	1.0-2	.	.	.	.	.	.	.	.
23	ALLEN, Richard	1-1	3	2	5	.	.	.	.	.	.	.	.	.
87	ARUNA, Ade	1-1	2	2	4	.	.	.	.	.	.	.	.	.
77	SMART, Tanzel	1-1	3	1	4	2.0-6	1.0-3	.	.	.	.	.	.	.
90	KENNEDY, Robert	1-1	2	1	3	0.5-1	.	.	.	.	.	.	.	.
38	TEAMER, Roderic	1-1	3	.	3	1.0-2	.	.	.	.	.	.	.	.
94	WILSON, Sean	1-1	1	1	2	.	.	.	.	.	.	.	.	.
56	MARBLEY, Rae Juan	1-0	1	1	2	.	.	.	.	.	.	.	.	.
21	LEWIS, Donnie	1-1	1	1	2	0.5-1	.	.	.	.	.	.	.	.
4	HARPER, Will	1-0	1	1	2	.	.	.	.	.	.	.	.	.
54	CARROLL, Quinlan	1-0	1	1	2	.	.	.	.	.	.	.	.	.
19	SHENALL, Taris	1-0	1	.	1	.	.	.	.	.	.	.	.	.
55	BOWIE, Eric	1-0	1	.	1	.	.	.	.	.	.	.	.	.
44	JACKSON, Luke	1-0	1	.	1	.	.	.	.	.	.	.	.	.
17	NICKERSON, Parry	1-1	.	1	1	.	.	.	3	.	.	.	.	.
Total		1	31	20	51	5-12	1-3	.	3	.	.	.	.	.
Opponents		1	45	24	69	7-36	4-28	.	2	4	1-0	1	1	.



# 2016 SEASON STATS



## TULANE TEAM STATISTICS GAME-BY-GAME

### TEAM STATISTICS

Date	Opponent	Rushing				Receiving				Passing				Kick Returns				Punt Returns				tot off
		no.	yds	td	lg	no.	yds	td	lg	cmp-att-int	yds	td	lg	no.	yds	td	lg	no.	yds	td	lg	
Sep 01	at Wake Forest	47	146	0	25	12	134	0	46	12-23-0	134	0	46	1	22	0	22	2	10	0	10	280
		47	146	0	25	12	134	0	46	12-23-0	134	0	46	1	22	0	22	2	10	0	10	280
	Opponents	34	79	1	13	12	96	0	16	12-21-0	96	0	16	1	30	0	30	2	2	0	2	175

Games played: 1

Avg per rush: 3.1

Avg per catch: 11.2

Pass efficiency: 101.11

Kick ret avg: 22.0

Punt ret avg: 5.0

All purpose avg/game: 312.0

Total offense avg/gm: 280.0

		Tackles				Sacks	Fumble		Pass Defense			Blkd	PAT Attempts				
Date	Opponent	ua	a	total	tfl-yds	no-yds	ff	fr-yds	int-yds	qbh	brup	kick	kick	rush	rcv	saf	pts
Sep 01	at Wake Forest	31	20	51	5.0-12	1.0-3	0	0-0	0-0	0	3	0	0-0	0	0	0	3
		31	20	51	5.0-12	1.0-3	0	0-0	0-0	0	3	0	0-0	0	0	0	3
Opponents		45	24	69	7.0-36	4.0-28	1	1-0	0-0	4	2	1	1-1	0	0	0	7

		Punting										Field Goals			Kickoffs				
Date	Opponent	no.	yds	avg	long	blkd	tb	fc	50+	i20	md-att	long	blkd	no.	yds	avg	tb	ob	
Sep 01	at Wake Forest	5	209	41.8	46	0	1	1	0	2	1-2	41	1	2	129	64.5	1	0	
		5	209	41.8	46	0	1	1	0	2	1-2	41	1	2	129	64.5	1	0	
	Opponents	8	322	40.2	53	0	0	1	2	4	0-0	0	0	2	128	64.0	1	0	



## 2016 SEASON STATS

### TULANE OPPONENT STATISTICS GAME-BY-GAME

#### OPPONENT STATISTICS

Date	Opponent	Rushing				Receiving				Passing				Kick Returns				Punt Returns				tot off
		no.	yds	td	lg	no.	yds	td	lg	cmp-att-int	yds	td	lg	no.	yds	td	lg	no.	yds	td	lg	
Sep 01	at Wake Forest	34	79	1	13	12	96	0	16	12-21-0	96	0	16	1	30	0	30	2	2	0	2	175
		34	79	1	13	12	96	0	16	12-21-0	96	0	16	1	30	0	30	2	2	0	2	175
Tulane		47	146	0	25	12	134	0	46	12-23-0	134	0	46	1	22	0	22	2	10	0	10	280

Games played: 1

Avg per rush: 2.3

Avg per catch: 8.0

Pass efficiency: 95.54

Kick ret avg: 30.0

Punt ret avg: 1.0

All purpose avg/game: 207.0

Total offense avg/gm: 175.0

		Tackles				Sacks	Fumble		Pass Defense			Blkd	PAT Attempts				
Date	Opponent	ua	a	total	tfl-yds	no-yds	ff	fr-yds	int-yds	qbh	brup	kick	kick	rush	rcv	saf	pts
Sep 01	at Wake Forest	45	24	69	7.0-36	4.0-28	1	1-0	0-0	4	2	1	1-1	0	0	0	7
		45	24	69	7.0-36	4.0-28	1	1-0	0-0	4	2	1	1-1	0	0	0	7
Tulane		31	20	51	5.0-12	1.0-3	0	0-0	0-0	0	3	0	0-0	0	0	0	3

		Punting									Field Goals			Kickoffs				
Date	Opponent	no.	yds	avg	long	blkd	tb	fc	50+	i20	md-att	long	blkd	no.	yds	avg	tb	ob
Sep 01	at Wake Forest	8	322	40.2	53	0	0	1	2	4	0-0	0	0	2	128	64.0	1	0
		8	322	40.2	53	0	0	1	2	4	0-0	0	0	2	128	64.0	1	0
Tulane		5	209	41.8	46	0	1	1	0	2	1-2	41	1	2	129	64.5	1	0

## 2016 SEASON SUPERLATIVES



Rushes	47	at Wake Forest (Sep 01, 2016)
Yards Rushing	146	at Wake Forest (Sep 01, 2016)
Yards Per Rush	3.1	at Wake Forest (Sep 01, 2016)
Pass attempts	23	at Wake Forest (Sep 01, 2016)
Pass completions	12	at Wake Forest (Sep 01, 2016)
Yards Passing	134	at Wake Forest (Sep 01, 2016)
Yards Per Pass	5.8	at Wake Forest (Sep 01, 2016)
Total Plays	70	at Wake Forest (Sep 01, 2016)
Total Offense	280	at Wake Forest (Sep 01, 2016)
Yards Per Play	4.0	at Wake Forest (Sep 01, 2016)
Points	3	at Wake Forest (Sep 01, 2016)
Sacks By	1	at Wake Forest (Sep 01, 2016)
First Downs	14	at Wake Forest (Sep 01, 2016)
Penalties	4	at Wake Forest (Sep 01, 2016)
Penalty Yards	30	at Wake Forest (Sep 01, 2016)
Turnovers	1	at Wake Forest (Sep 01, 2016)
Punts	5	at Wake Forest (Sep 01, 2016)
Punting Avg	41.8	at Wake Forest (Sep 01, 2016)
Long Punt	46	at Wake Forest (Sep 01, 2016)
Punts inside 20	2	at Wake Forest (Sep 01, 2016)
Long Punt Return	10	at Wake Forest (Sep 01, 2016)

Rushes	22	CUIELLETTE, Glen at Wake Forest (Sep 01, 2016)
Yards Rushing	54	CUIELLETTE, Glen at Wake Forest (Sep 01, 2016)
Long Rush	25	CUIELLETTE, Glen at Wake Forest (Sep 01, 2016)
Pass attempts	23	CUIELLETTE, Glen at Wake Forest (Sep 01, 2016)
Pass completions	12	CUIELLETTE, Glen at Wake Forest (Sep 01, 2016)
Yards Passing	134	CUIELLETTE, Glen at Wake Forest (Sep 01, 2016)
Long Pass	46	CUIELLETTE, Glen at Wake Forest (Sep 01, 2016)
Receptions	4	ENCALADE, Terren at Wake Forest (Sep 01, 2016)
	4	DACE, Larry at Wake Forest (Sep 01, 2016)
Yards Receiving	46	ROUNDS, Josh at Wake Forest (Sep 01, 2016)
Long Reception	46	ROUNDS, Josh at Wake Forest (Sep 01, 2016)
Field Goals	1	DIROCCO, Andrew at Wake Forest (Sep 01, 2016)
Long Field Goal	41	DIROCCO, Andrew at Wake Forest (Sep 01, 2016)
Punts	5	BLOCK, Zachary at Wake Forest (Sep 01, 2016)
Punting Avg	41.8	BLOCK, Zachary at Wake Forest (Sep 01, 2016)
Long Punt	46	BLOCK, Zachary at Wake Forest (Sep 01, 2016)
Punts inside 20	2	BLOCK, Zachary at Wake Forest (Sep 01, 2016)
Long Punt Return	10	HILLIARD, Dontrell at Wake Forest (Sep 01, 2016)
Long Kickoff Return	22	BADIE, Sherman at Wake Forest (Sep 01, 2016)
Tackles	7	FRANKLIN, Jarrod at Wake Forest (Sep 01, 2016)
Sacks	1.0	SMART, Tanzel at Wake Forest (Sep 01, 2016)
Tackles For Loss	2.0	SMART, Tanzel at Wake Forest (Sep 01, 2016)



## 2016 SEASON SUPERLATIVES

Rushes	11	Colburn, M, at Wake Forest (Sep 01, 2016)
Yards Rushing	24	Hinton, K, at Wake Forest (Sep 01, 2016)
TD Rushes	1	Hinton, K, at Wake Forest (Sep 01, 2016)
Long Rush	13	Hinton, K, at Wake Forest (Sep 01, 2016)
Pass attempts	17	Wolford, J, at Wake Forest (Sep 01, 2016)
Pass completions	9	Wolford, J, at Wake Forest (Sep 01, 2016)
Yards Passing	79	Wolford, J, at Wake Forest (Sep 01, 2016)
Long Pass	16	Wolford, J, at Wake Forest (Sep 01, 2016)
Receptions	3	Serigne, C, at Wake Forest (Sep 01, 2016)
Yards Receiving	29	Colburn, M, at Wake Forest (Sep 01, 2016)
Long Reception	16	Colburn, M, at Wake Forest (Sep 01, 2016)
Punts	8	Maggio, D, at Wake Forest (Sep 01, 2016)
Punting Avg	40.2	Maggio, D, at Wake Forest (Sep 01, 2016)
Long Punt	53	Maggio, D, at Wake Forest (Sep 01, 2016)
Punts inside 20	4	Maggio, D, at Wake Forest (Sep 01, 2016)
Long Punt Return	2	Hines, T, at Wake Forest (Sep 01, 2016)
Long Kickoff Return	30	Claude, S, at Wake Forest (Sep 01, 2016)
Tackles	8	Bates, J, at Wake Forest (Sep 01, 2016)
Sacks	2.0	Jackson, Jul, at Wake Forest (Sep 01, 2016)
Tackles For Loss	2.0	Jackson, Jul, at Wake Forest (Sep 01, 2016)

Rushes	34	at Wake Forest (Sep 01, 2016)
Yards Rushing	79	at Wake Forest (Sep 01, 2016)
Yards Per Rush	2.3	at Wake Forest (Sep 01, 2016)
TD Rushes	1	at Wake Forest (Sep 01, 2016)
Pass attempts	21	at Wake Forest (Sep 01, 2016)
Pass completions	12	at Wake Forest (Sep 01, 2016)
Yards Passing	96	at Wake Forest (Sep 01, 2016)
Yards Per Pass	4.6	at Wake Forest (Sep 01, 2016)
Total Plays	55	at Wake Forest (Sep 01, 2016)
Total Offense	175	at Wake Forest (Sep 01, 2016)
Yards Per Play	3.2	at Wake Forest (Sep 01, 2016)
Points	7	at Wake Forest (Sep 01, 2016)
Sacks By	4	at Wake Forest (Sep 01, 2016)
First Downs	10	at Wake Forest (Sep 01, 2016)
Penalties	5	at Wake Forest (Sep 01, 2016)
Penalty Yards	45	at Wake Forest (Sep 01, 2016)
Punts	8	at Wake Forest (Sep 01, 2016)
Punting Avg	40.2	at Wake Forest (Sep 01, 2016)
Long Punt	53	at Wake Forest (Sep 01, 2016)
Punts inside 20	4	at Wake Forest (Sep 01, 2016)
Long Punt Return	2	at Wake Forest (Sep 01, 2016)



## 2016 GAME-BY-GAME STATS



### PASSING STATS

#14 CUIELLETTE, G.	Comp	Att	Int	Pct	Yards	TD	Long	Sacked	Effic
Wake Forest	12	23	0	52.2	134	0	46	4-28	101.11
TOTALS	12	23	0	52.2	134	0	46	4-28	101.11

### RUSHING AND RECEIVING STATS

RUSHING	No-Yds/TD	WF
CUIELLETTE, G.	22-54/0	22-54/0
HILLIARD, D.	7-36/0	7-36/0
BADIE, Sherman	7-26/0	7-26/0
THOMPSON, L.	6-21/0	6-21/0
BRADWELL, D.	4-6/0	4-6/0
ROUNDS, Josh	1-3/0	1-3/0

RECEIVING	No-Yds/TD	WF
ROUNDS, Josh	1-46/0	1-46/0
DACE, Larry	4-38/0	4-38/0
ENCALADE, T.	4-19/0	4-19/0
BREAUX, Devon	1-17/0	1-17/0
HILLIARD, D.	1-8/0	1-8/0
THOMPSON, L.	1-6/0	1-6/0



## 2016 GAME-BY-GAME STATS

### TACKLES

Total Tackles	UA-A	Total	WF
FRANKLIN, J.	3-4	7	3-4
THOMAS, Eric	3-3	6	3-3
MARLEY, Nico	4-1	5	4-1
ALLEN, Richard	3-2	5	3-2
SMART, Taniel	3-1	4	3-1
ARUNA, Ade	2-2	4	2-2
KENNEDY, Robert	2-1	3	2-1
TEAMER, R.	3-0	3	3-0
LEWIS, Donnie	1-1	2	1-1
CARROLL, Q.	1-1	2	1-1
MARBLEY, R.J.	1-1	2	1-1
HARPER, Will	1-1	2	1-1
WILSON, Sean	1-1	2	1-1
SHENALL, Tavis	1-0	1	1-0
NICKERSON, P.	0-1	1	0-1
JACKSON, Luke	1-0	1	1-0
BOWIE, Eric	1-0	1	1-0

### SACKS

SACKS	UA-A	Total	WF
SMART, Taniel	1-0	1.0	1.0-3

### TACKLES FOR LOSS

TACKLES FOR LOSS	UA-A	Total	WF
SMART, Taniel	2-0	2.0	2.0-6
MARLEY, Nico	1-0	1.0	1.0-2
TEAMER, R.	1-0	1.0	1.0-2
KENNEDY, Robert	0-1	0.5	0.5-1
LEWIS, Donnie	0-1	0.5	0.5-1

# 2016 GAME-BY-GAME STATS



## PUNT/KICKOFF/FUMBLE/INTERCEPTION RETURNS

PUNT RETURNS	No-Yds	WF
HILLIARD, D.	2-10	2-10

KICK RETURNS	No-Yds	WF
BADIE, Sherman	1-22	1-22

INT. RETURNS	No-Yds	WF
--------------	--------	----

FUMBLE RETURNS	No-Yds	WF
----------------	--------	----

## 3RD & 4TH DOWN CONVERSIONS / TIME OF POSSESSION

### 3rd-Down Conversions

Date	Opponent	Score	Overall	1st Qtr	2nd Qtr	3rd Qtr	4th Qtr	Overtime
Sep 01, 2016	at Wake Forest	L 3-7	8-20 40.0	0-3 0.0	2-5 40.0	3-5 60.0	3-7 42.9	
	Tulane		8-20 40.0	0-3 0.0	2-5 40.0	3-5 60.0	3-7 42.9	0-0 0.0
	Opponents		7-15 46.7	3-4 75.0	2-4 50.0	1-4 25.0	1-3 33.3	0-0 0.0

### 4th-Down Conversions

Date	Opponent	Score	Overall	1st Qtr	2nd Qtr	3rd Qtr	4th Qtr	Overtime
Sep 01, 2016	at Wake Forest	L 3-7	1-4 25.0	0-0 0.0	0-1 0.0	0-0 0.0	1-3 33.3	
	Tulane		1-4 25.0	0-0 0.0	0-1 0.0	0-0 0.0	1-3 33.3	0-0 0.0
	Opponents		0-0 0.0	0-0 0.0	0-0 0.0	0-0 0.0	0-0 0.0	0-0 0.0

### Time of Possession

Date	Opponent	Score	Overall	1st Qtr	2nd Qtr	3rd Qtr	4th Qtr	Overtime
Sep 01, 2016	at Wake Forest	L 3-7	34:56	6:41	9:35	8:45	9:55	
	Tulane	Total	34:56	6:41	9:35	8:45	9:55	0:00
		Avg.	34:56	6:41	9:35	8:45	9:55	0:00
	Opponents	Total	25:04	8:19	5:25	6:15	5:05	0:00
		Avg.	25:04	8:19	5:25	6:15	5:05	0:00



## 2016 GAME-BY-GAME STATS

### GAME PARTICIPATION

##	PLAYER	GP-GS	WF
23	ALLEN, Richard	1/1	START
87	ARUNA, Ade	1/1	START
3	BADIE, Sherman	1/-	XXX
49	BLOCK, Zachary	1/-	XXX
55	BOWIE, Eric	1/-	XXX
11	BRADWELL, D.	1/-	XXX
8	BREAUX, Devon	1/1	START
73	BROWN, Leeward	1/1	START
36	BRYANT, Larry	1/-	XXX
54	CARROLL, Q.	1/-	XXX
14	CUIELLETTE, G.	1/1	START
85	DACE, Larry	1/1	START
51	DIAZ, Junior	1/1	START
42	DiROCCO, Andrew	1/-	XXX
60	EATHERLY, Geron	1/-	XXX
65	EDWARDS, B.	1/-	XXX
5	ENCALADE, T.	1/1	START
6	FRANKLIN, J.	1/1	START
7	GLENN, Devin	1/-	XXX
35	GRAHAM, L.	1/-	XXX
16	HALL, P.J.	1/-	XXX
12	HARPER, Sean	1/-	XXX
4	HARPER, Will	1/-	XXX
40	HARRIS, Zachery	1/-	XXX
26	HILLIARD, D.	1/1	START
44	JACKSON, Luke	1/-	XXX
78	JACQUET, Todd	1/1	START
9	JOHNSON, Chris	1/-	XXX
84	JONES, Charles	1/1	START
90	KENNEDY, Robert	1/1	START
72	LEGLUE, John	1/1	START
21	LEWIS, Donnie	1/1	START
56	MARBLEY, R.J.	1/-	XXX
2	MARLEY, Nico	1/1	START
86	MOONEY, Darnell	1/-	XXX
17	NICKERSON, P.	1/1	START
81	OWENS, D.J.	1/-	XXX
25	ROUNDS, Josh	1/-	XXX
79	SANTA MARINA, K	1/-	XXX
19	SHENALL, Taris	1/-	XXX
77	SMART, Tanzel	1/1	START
75	TAYLOR, Chris	1/1	START
38	TEAMER, R.	1/1	START
52	THOMAS, Eric	1/1	START
33	THOMPSON, L.	1/-	XXX
22	WADLEIGH, M.	1/-	XXX
91	WASHINGTON, E.	1/-	XXX



# 2016 DRIVE CHARTS



Team	Qtr	Spot	Time	Obtained	Spot	Time	How lost	PI - Yds	TOP
TLN	1st	T25	15:00	Kickoff	W24	10:22	*FIELD GOAL	8 - 51	4:38
TLN		T01	05:31	Punt	T09	03:28	Punt	3 - 8	2:03
TLN	2nd	T24	14:16	Kickoff	W42	08:25	Punt	11 - 34	5:51
TLN		W34	06:58	Punt	W28	04:56	Downs	4 - 6	2:02
TLN		T10	01:45	Punt	T19	00:03	Punt	3 - 9	1:42
TLN	3rd	T17	13:02	Punt	T37	08:53	Punt	8 - 20	4:09
TLN		T21	06:23	Punt	W42	03:23	Punt	6 - 37	3:00
TLN		T44	01:36	Punt	W26	11:45	Missed FG	10 - 30	4:51
TLN	4th	T14	10:17	Punt	W15	04:22	Downs	11 - 71	5:55
TLN		T36	01:35	Punt	T45	00:50	Fumble	8 - 9	0:45

Tulane	1st Qtr	2nd Qtr	3rd Qtr	4th Qtr	1st Half	2nd Half	Total
Time of possession	06:41	09:35	08:45	09:55	16:16	18:40	34:56
3rd down conversions	0-3	2-5	3-5	3-7	2-8	6-12	8-20
Average field position	T13	T33	T27	T25	T25	T26	T25
4th down conversions	0-0	0-1	0-0	1-3	0-1	1-3	1-4



## 2016 RED ZONE POSSESSIONS

### Tulane Inside Opponent Red-Zone

Date	Opponent	Score	Times	Times	Total		Rush	Pass	FGs	Failed to score inside RZ					
			In RZ	Scored	Pts	TDs	TDs	TDs	Made	FGA	Down	Int	Fumb	Half	Game
Sep 01, 2016	at Wake Forest	L 3-7	2	0	0	0	0	0	0	1	1	0	0	0	0
Totals			2	0	0	0	0	0	0	1	1	0	0	0	0
			0 of 2 (0.0%)												

### Opponents Inside Tulane Red-Zone

Date	Opponent	Score	Times	Times	Total		Rush	Pass	FGs	Failed to score inside RZ					
			In RZ	Scored	Pts	TDs	TDs	TDs	Made	FGA	Down	Int	Fumb	Half	Game
Sep 01, 2016	at Wake Forest	L 3-7	1	1	7	1	1	0	0	0	0	0	0	0	0
Totals			1	1	7	1	1	0	0	0	0	0	0	0	0
			1 of 1 (100.0%)												

## 2016 TURNOVERS



### Tulane-Forced Turnovers

#### Game 1 • Wake Forest

Aquired	Ensuing Drive	Re-
sult		
None		

**Season Totals:** 0 Forced Turnovers – 0 TDs, 0 Field Goals  
0 Punts, 0 Turnovers

### Opponent-Forced Turnovers

#### Game 1 • Wake Forest

Aquired	Ensuing Drive	Re-
sult		
Jackson FF, Lewinson FR	2 plays - kneel down	End of game

**Season Totals:** 1 Forced Turnovers – 0 TDs, 0 Field Goals,  
0 Punts, 0 Turnovers, 1 End of Game



Scored 90+ Points _____	95 vs Louisiana-Lafayette, 10/12/1912
Scored 80+ Points _____	84 vs Mississippi College, 10/9/1937
Scored 70+ Points _____	72 vs Louisiana-Lafayette, 10/31/1998
Scored 60+ Points _____	63 vs Louisiana Tech, 11/26/1998
Scored 50+ Points _____	55 vs UAB, 10/27/2012
Scored 40+ Points _____	45 vs UCF, 10/3/2015
Back-To-Back 40+ Games _____	55 vs UAB, 10/27/2012
	47 vs Rice, 11/3/2012
Three Straight 40+ Games _____	48 vs Houston, 11/21/1998
	63 vs Louisiana Tech, 11/26/1998
	41 vs BYU (Liberty Bowl), 12/31/1998
Four Straight 40+ Games _____	49 at Army, 11/14/1998
	48 vs Houston, 11/21/1998
	63 vs Louisiana Tech, 11/26/1998
	41 vs BYU (Liberty Bowl), 12/31/1998
Had 30+ First Downs _____	35 vs Army, 10/28/2006
Had 25+ First Downs _____	25 vs Tulsa, 11/27/2015
Had 20+ First Downs _____	25 vs Tulsa, 11/27/2015
Allowed 10 Or Fewer 1st Downs _____	10 at Wake Forest, 9/1/2016
Allowed 15 Or Fewer 1st Downs _____	9 vs. UConn, 11/7/2015
Allowed 20 or Fewer 1st Downs _____	20 vs Tulsa, 11/27/2015
Rushed for 600+ Yards _____	638 vs Mississippi College, 10/9/1937
Rushed For 500+ Yards _____	504 vs Clemson, 11/18/1944
Rushed For 400+ Yards _____	407 vs VMI, 9/29/1973
Rushed For 300+ Yards _____	318 at UTEP, 10/11/2008
Rushed For 200+ Yards _____	200 at SMU, 11/21/2015
Allowed 25 Or Fewer Rushing Yards _____	-35 vs UCF, 10/3/2015
Allowed 50 Or Fewer Rushing Yards _____	41 vs Tulsa, 11/27/2015
Allowed 99 Or Fewer Rushing Yards _____	79 at Wake Forest, 9/1/2016
Passed For 400+ Yards _____	476 vs Rice, 11/3/2012
Passed For 300+ Yards _____	343 vs Tulsa, 11/27/2015
Passed For 250+ Yards _____	343 vs Tulsa, 11/27/2015
Allowed 25 Or Fewer Passing Yards _____	15 vs Georgia Tech, 9/6/2014
Allowed 50 Or Fewer Passing Yards _____	15 vs Georgia Tech, 9/6/2014
Allowed 100 Or Fewer Passing Yards _____	96 at Wake Forest, 9/1/2016
Allowed 150 Or Fewer Passing Yards _____	96 at wake Forest, 9/1/2016
Rushed/Passed For 200+ Yards _____	205 Rush/292 Pass vs. Maine, 9/19/2015
Had Two Players With 100+ Rushing Yards _____	vs BYU, 12/31/1998
	Shaun King 109/Toney Converse 103
Had Two Players With 100+ Receiving Yards _____	vs UAB, 10/27/2012
	Ryan Grant 184/Xavier Rush 126
Had 100+ Rusher And 100+ Receiver _____	vs. Maine, 9/19/2015
	Dontrell Hillard 117 Rush/Sherman Badie 118 Receive
Had 150+ Rusher And 150+ Receiver _____	vs McNeese State, 9/26/2009
	André Anderson 199 rush/Jeremy Williams 22 rec
Had 100+ Rusher And 300+ Passer _____	vs Rice, 11/13/2010
	Orleans Darkwa 113 rush/Ryan Griffin 314 Pass
Had 100+ Rusher, 100+ Receiver And 300+ Passer _____	vs Rice, 11/13/2010
	Orleans Darkwa 113 rush/Ryan Grant 140 rec/Ryan Griffin 314 Pass
Had Three RBs Rush for Touchdowns _____	vs. Maine, 9/19/2015
	Dontrell Hillard (two) ,Sherman Badie (1), Lazedrick Thompson (1)
Had 700+ Yards Total Offense _____	706 vs Louisiana-Lafayette, 10/31/1998
Had 600+ Yards Total Offense _____	619 vs UAB, 10/27/2012
Had 500+ Yards Total Offense _____	530 vs Tulsa, 11/27/2015
Had 400+ Yards Total Offense _____	530 vs Tulsa, 11/27/2015
Had 350+ Yards Total Offense _____	530 vs Tulsa, 11/27/2015
Allowed 150 Or Fewer Yards Total Offense _____	140 vs. UConn, 11/7/2015
Allowed 200 Or Fewer Yards Total Offense _____	140 vs. UConn, 11/7/2015
Allowed 250 Or Fewer Yards Total Offense _____	140 vs. UConn, 11/7/2015
Allowed 300 Or Fewer Yards Total Offense _____	140 vs. UConn, 11/7/2015
Won In Overtime _____	36-33 (3ot) vs East Carolina, 10/12/2013
Lost In Overtime _____	38-31 (2ot) at Tulsa, 8/28/2014
Played To A Tie _____	10-10 vs Miami (Fla.), 11/5/1966
Had A 90+ Yard Running Play _____	at Tulsa, 8/28/2014
	Sherman Badie 90 yds {td}
Had An 80+ Yard Running Play _____	vs. Maine, 9/19/2015
	Dontrell Hilliard 85 yds {td}
Had A 70+ Yard Running Play _____	vs. Maine, 9/19/2015
	Dontrell Hilliard 85 yds {td}
Had A 60+ Yard Running Play _____	vs. Maine, 9/19/2015
	Dontrell Hilliard 85 yds {td}
Had A 50+ Yard Running Play _____	vs. Maine, 9/19/2015
	Dontrell Hilliard 85 yds {td}
Had A 90+ Yard Passing Play _____	at Army, 11/14/2015
	Teddy Veal 90 yards from Tanner Lee {td}

Craig Suits (28 yards), Kolton Shindelar (66 yards)





Returned A Fumble For TD \_\_\_\_\_  
at Army, 11/14/2015

Parry Nickerson, 48 yds  
Allowed A Fumble Return For TD \_\_\_\_\_  
at Houston, 11/8/2014

Adrian McDonald recovery in the endzone  
Returned A Punt Return For TD \_\_\_\_\_  
vs. Houston, 10/17/2015

Demarcus Ayers, 73 yds  
Allowed A Punt Return For TD \_\_\_\_\_  
at ULM, 9/28/2013

Rashon Ceaser 88 yds  
Returned A Kickoff For TD \_\_\_\_\_  
vs UTEP, 11/7/2009

Jeremy Williams 88 yds  
Allowed A Kickoff Return For TD \_\_\_\_\_  
vs. Duke, 9/3/2014

95 yds  
Blocked A Punt \_\_\_\_\_  
vs Southeastern Louisiana, 9/3/2011

Matthew Bailey – twice  
Allowed A Blocked Punt \_\_\_\_\_  
at Army, 11/14/2015

Kenneth Brinson 22 yards for TD  
Blocked A Punt For TD \_\_\_\_\_  
at East Carolina, 10/9/2004

Bubba Terranova block, Gabe Ratcliff recovery in endzone  
Allowed A Blocked Punt For TD \_\_\_\_\_  
at Army, 11/14/2015

Kenneth Brinson 22 yards for TD  
Blocked A Field Goal \_\_\_\_\_  
vs. UConn, 11/7/2015, Parry Nickerson  
Allowed A Blocked Field Goal \_\_\_\_\_  
at SMU, 11/21/2015, Zach Wood  
Blocked A Field Goal For TD \_\_\_\_\_  
vs North Texas, 10/5/2013

Darion Monroe block, Derrick Strozier 62 yds  
Allowed A Blocked Field Goal For TD \_\_\_\_\_  
at SMU, 11/21/2015

Zach Wood block, RC Cox 66 yds  
Blocked A PAT \_\_\_\_\_  
vs Memphis, 10/22/2011; Derrick Strozier  
Allowed A Blocked PAT \_\_\_\_\_  
at Memphis, 10/31/2015, Jackson Dillon  
Executed An On-Side Kick \_\_\_\_\_  
vs Tulsa, 11/3/2007; Travis Burks recovery  
Allowed An On-Side Kick \_\_\_\_\_  
at Houston, 11/8/2014  
Scored A 2-Point Conversion \_\_\_\_\_  
vs Army, 10/9/10; Orleans Darkwa run  
Allowed A 2-Point Conversion \_\_\_\_\_  
at Tulsa, 8/28/2014

Josh Atkinson pass from Dane Evans  
Returned Blocked PAT For Score \_\_\_\_\_  
vs Memphis, 10/25/2003

Anthony Cannon block, Jeremy Foreman return  
Successfully Faked A Field Goal \_\_\_\_\_  
vs LSU, 11/23/1996

Adam Moorhead 8 yd run

Successfully Faked A Punt \_\_\_\_\_  
vs. UConn, 11/7/2015

Rob Kelley takes snap for two-yard run  
Missed A PAT \_\_\_\_\_  
at Memphis, 10/31/2015; Andrew DiRocco  
Shutout An Opponent \_\_\_\_\_  
56-0 vs UL-Lafayette, 11/1/1997  
Was Shutout \_\_\_\_\_  
39-0 vs Ole Miss, 9/22/2012  
Held Opponent Without A TD \_\_\_\_\_  
W 12-3 vs UConn, 10/11/2014  
Failed To Score A TD \_\_\_\_\_  
L, 7-3 vs. UConn, 11/7/2015  
Neither Team Scored A TD \_\_\_\_\_  
L 9-6 vs Penn State (Liberty Bowl), 12/22/1979  
Scored Two TDs Via Interception Return \_\_\_\_\_  
at UAB, 9/17/2011

Trent Mackey 39 yds, Derrick Strozier 55 yds  
Scored Two TDs Via Blocked Punt \_\_\_\_\_  
at LSU, 11/25/1978

Jeff Roberts and Gary Brown, both recovered in endzone  
Scored Three TDs Via Return \_\_\_\_\_  
vs Southern Miss, 10/26/1996

Jeff Liggon KOR, Derrick Singleton FR & INT  
Blocked Two Punts \_\_\_\_\_  
vs Southeastern Louisiana, 9/3/2011

Matthew Bailey – twice  
Blocked Two Kicks \_\_\_\_\_  
vs Louisiana-Lafayette, 10/7/2000

Roxie Shelvin PAT, Adrian Mitchell FG

## A TULANE PLAYER...

Ran For 300+ Yards \_\_\_\_\_  
342 by Matt Forté at SMU, 10/20/2007  
Ran For 250+ Yards \_\_\_\_\_  
255 by André Anderson vs UTEP, 10/11/2008  
Ran For 200+ Yards \_\_\_\_\_  
215 by Sherman Badie at Tulsa, 8/28/2014  
Ran For 150+ Yards \_\_\_\_\_  
215 by Sherman Badie at Tulsa, 8/28/2014  
Ran For 100+ Yards \_\_\_\_\_  
117 by Dontrell Hilliard vs. Maine, 9/19/2015  
Ran For 5+ TDs \_\_\_\_\_  
5 by Matt Forté at Rice, 11/17/2007  
Ran For 4+ TDs \_\_\_\_\_  
4 by André Anderson vs McNeese State, 9/26/2009  
Ran For 3+ TDs \_\_\_\_\_  
3 by Orleans Darkwa vs UL-Lafayette, 12/21/2013  
Ran For 2+ TDs \_\_\_\_\_  
2 by Dontrell Hilliard vs. Maine, 9/19/2015  
Ran 40+ Times \_\_\_\_\_  
44 by Matt Forté vs Memphis, 10/27/2007  
Ran 30+ Times \_\_\_\_\_  
36 by André Anderson vs SMU, 9/25/2008  
Ran 20+ Times \_\_\_\_\_  
22 by Glen Cuielletto, 9/1/2016  
Ran For 100+ Yards In Consecutive Games \_\_\_\_\_  
Orleans Darkwa

103 at UTSA on 11/9/13, 137 vs UTEP, 11/23/2013  
Ran For 200+ Yards In Consecutive Games \_\_\_\_\_  
Matt Forté In 4 Straight

From 10/6 – 10/27/2007  
Completed 35+ Passes \_\_\_\_\_  
36 by Ryan Griffin vs East Carolina, 11/17/12  
Completed 30+ Passes \_\_\_\_\_  
36 by Ryan Griffin at Houston, 11/24/12



## THE LAST TIME

Completed 25+ Passes \_\_\_\_\_  
 25 by Tanner Lee at East Carolina, 11/22/2014  
 Completed 20+ Passes \_\_\_\_\_  
 23 by Jordy Joseph vs Tulsa 11/27/2015  
 Attempted 60+ Passes \_\_\_\_\_  
 66 by Ryan Griffin at Houston, 11/24/2012  
 Attempted 50+ Passes \_\_\_\_\_  
 57 by Ryan Griffin vs East Carolina, 11/17/12  
 Attempted 40+ Passes \_\_\_\_\_  
 41 by Jordy Joseph vs Tulsa 11/27/2015  
 Passed For 400+ \_\_\_\_\_  
 476 by Ryan Griffin vs Rice, 11/3/2012  
 Passed For 350+ Yards \_\_\_\_\_  
 476 by Ryan Griffin vs Rice, 11/3/2012  
 Passed For 300+ Yards \_\_\_\_\_  
 343 by Jordy Joseph vs Tulsa 11/27/2015  
 Passed For 6+ Touchdowns \_\_\_\_\_  
 6 by Lester Ricard vs UAB, 10/23/2004  
 Passed For 5+ Touchdowns \_\_\_\_\_  
 5 by Ryan Griffin vs UAB, 10/27/2012  
 Passes For 4+ Touchdowns \_\_\_\_\_  
 4 by Jordy Joseph vs Tulsa 11/27/2015  
 Passed For 3+ Touchdowns \_\_\_\_\_  
 4 by Jordy Joseph vs Tulsa 11/27/2015  
 Caught 15+ Passes \_\_\_\_\_  
 15 by JaJuan Dawson vs Ole Miss, 10/9/1999  
 Caught 10+ Passes \_\_\_\_\_  
 14 by Ryan Grant vs South Alabama, 9/7/13  
 Had 250+ Receiving Yards \_\_\_\_\_  
 217 by Jerome McIntosh \_\_\_\_\_

vs Vanderbilt, 11/18/1989  
 Had 200+ Receiving Yards \_\_\_\_\_  
 222 by Jeremy Williams \_\_\_\_\_

vs McNeese State, 9/26/2009  
 Had 150+ Receiving Yards \_\_\_\_\_  
 187 by Ryan Grant \_\_\_\_\_

vs South Alabama, 9/7/13  
 Caught Passes For 100+ Yards \_\_\_\_\_  
 123 by Teddy Veal \_\_\_\_\_

at Army, 11/14/2015  
 Had 100+ Receiving Yards in Consecutive Games \_\_\_\_\_  
 4 by Ryan Grant in 2012 \_\_\_\_\_

115 at UTEP 10/20; 184 vs UAB 10/27; 176 vs Rice 11/3; 113 at Memphis 11/10  
 Caught 3+ TD Passes \_\_\_\_\_  
 3 Roydell Williams vs UAB, 10/23/2004  
 Caught 2+ TD Passes \_\_\_\_\_  
 2 by Ryan Grant vs UTEP, 11/23/2013  
 Had 300+ All-Purpose Yards \_\_\_\_\_  
 324 (139 rec/145 ret) by Jeremy Williams \_\_\_\_\_

vs UTEP, 11/7/2009  
 Had 250+ All-Purpose Yards \_\_\_\_\_  
 285 (255 rush/30 rec) by André Anderson \_\_\_\_\_

at UTEP, 10/11/2008  
 Had 200+ All-Purpose Yards \_\_\_\_\_  
 221 (215 rush/6 rec/0 ret) by Sherman Badie \_\_\_\_\_

at Tulsa, 8/28/2014  
 Had 450+ Yards Total Offense \_\_\_\_\_  
 465 (-11 rush/476 pass) by Ryan Griffin \_\_\_\_\_

vs Rice, 11/3/2012 \_\_\_\_\_

Had 400+ Yards Total Offense \_\_\_\_\_  
 410 (67 rush/343 pass) by Jordy Joseph \_\_\_\_\_

vs Tulsa 11/27/2015 \_\_\_\_\_

Had 350+ Yards Total Offense \_\_\_\_\_  
 410 (67 rush/343 pass) by Jordy Joseph \_\_\_\_\_

vs Tulsa 11/27/2015  
 Scored 5+ Total TDs \_\_\_\_\_  
 5 (all rush) by Matt Forté \_\_\_\_\_

at Rice; 11/17/2007  
 Scored 4+ Total TDs \_\_\_\_\_  
 4 (all rush) by André Anderson \_\_\_\_\_

vs McNeese State, 9/27/2009  
 Scored 3+ Total TDs \_\_\_\_\_  
 D.J. Banks (2 rush/1 rec) \_\_\_\_\_

vs Rice, 11/13/2010  
 Scored Rushing & Receiving TD \_\_\_\_\_  
 Dontrell Hilliard (1 rush/1 rec) \_\_\_\_\_

at Houston, 11/8/2014  
 Threw TD Pass & Scored Rushing TD \_\_\_\_\_  
 Ryan Griffin (3 pass/1 rush) \_\_\_\_\_

vs UTEP, 11/7/2009  
 Scored 2 TD Via Interception Return \_\_\_\_\_  
 Ernest Crouch vs SMU, 10/27/1945  
 Scored 2 Total Defensive TDs \_\_\_\_\_  
 Derrick Singleton (FR/INT) \_\_\_\_\_

vs Southern Miss, 10/26/1996  
 Had 20+ Tackles \_\_\_\_\_  
 22 (15 solo/7 asst) by Jerry Phillips \_\_\_\_\_

at Army, 11/14/1998  
 Had 15+ Tackles \_\_\_\_\_  
 15 (13 solo/2 asst) by Nico Marley \_\_\_\_\_

at Duke, 9/3/2015  
 Had 10+ Tackles \_\_\_\_\_  
 11 (8 solo, 3 assists) by Darion Monroe \_\_\_\_\_

10 (7 solo, 3 assists) by Nico Marley \_\_\_\_\_

vs. UConn, 11/7/2015  
 Had 3+ Sacks \_\_\_\_\_  
 3.0 by Royce LaFrance vs UCF, 10/3/2015  
 Had 2+ Sacks \_\_\_\_\_  
 3.0 by Royce LaFrance vs UCF, 10/3/2015  
 Had 4+ TFL \_\_\_\_\_  
 4.0 by Royce LaFrance vs UCF, 10/3/2015  
 Had 3+ TFL \_\_\_\_\_  
 3.0 by Corey Redwine at Army, 11/14/2015  
 Had 3+ Interceptions \_\_\_\_\_  
 4 by Jimmy Glisson vs Virginia, 11/19/1949  
 Had 2+ Interceptions \_\_\_\_\_  
 2 by Parry Nickerson at Houston, 11/8/2014  
 Had 4+ Pass Break-Ups \_\_\_\_\_  
 4 by Sam Scofield at Louisiana Tech, 9/12/13  
 Had 3+ Pass Break-Ups \_\_\_\_\_  
 3 by Parry Nickerson at Wake Forest, 9/1/16  
 Made 5+ Field Goals \_\_\_\_\_  
 5 by Cairo Santos vs East Carolina, 10/12/13  
 Made 4+ Field Goals \_\_\_\_\_  
 5 by Cairo Santos vs East Carolina, 10/12/13  
 Made 3+ Field Goals \_\_\_\_\_  
 5 by Cairo Santos vs East Carolina, 10/12/13  
 Had A 50+ Yard Field Goal \_\_\_\_\_  
 56 by Cairo Santos at ULM, 9/28/13  
 Had An 80+ Yard Punt \_\_\_\_\_  
 83 by Casey Roussel vs East Carolina, 10/23/1999  
 Had A 70+ Yard Punt \_\_\_\_\_  
 70 by Peter Picerelli at Tulsa, 9/8/2012  
 Had A 60+ Yard Punt \_\_\_\_\_



## 2016 GAME RECAPS

### Game 1 • Tulane 3 - Wake Forest 7

BB&T Field • Winston-Salem, N.C.

Sept. 1 • 24,398 Attendance

The Willie Fritz era kicked off on Thursday night for Tulane football (0-1), but the home team, Wake Forest (1-0), spoiled the debut as the Green Wave fell just short in a 7-3 battle at BB&T Field. The Olive and Blue struck on their opening drive, claiming a 3-0 lead, but the Demon Deacons retaliated by beginning the second quarter with a 12-play, 53-yard drive that resulted in the lone touchdown of the game and the final 7-3 score.

"It was very disappointing," Fritz stated. "We had a few passing situations, and obviously that is not our strength. We had a tough time protecting tonight and it was a four-man rush most of the time. The whole last series was a two or three-man rush. It was just a lot of guys playing their first ball game. Everybody has to do their job, and someone has to make a play."

Tulane's opening drive went eight plays, 51 yards in four-and-a-half minutes, resulting in an Andrew DiRocco 41-yard field goal for the game's initial score. However, Wake Forest's Kendall Hinton punched in a one-yard touchdown run with 14:16 left in the first half, marking the final score of the game.

The Wave ground game and defensive effort pushed Tulane into opponent territory twice in the second quarter, but one drive was stalled by back-to-back penalties, while the second was halted on a four-and-out on Wake's 28-yard line.

The defensive battle waged on in the second half as only 110 total yards were accumulated by both squads in the third quarter. With Tulane still trailing 7-3 midway through the fourth quarter, and facing a 3rd-and-22, quarterback Glen Cuiellette connected with Josh Rounds on a 46-yard pass that moved the ball to Wake's 32-yard line. Later facing a 4th-and-3 on Wake's 16, Cuiellette's rush attempt fell short, losing two yards on the play, resulting in a turnover-on-downs with 4:22 remaining.

However, Tulane's defense delivered once more, halting the Demon Deacons after six plays to get the ball back on their own 36-yard line with 1:35 remaining. On a 4th-and-10, Cuiellette connected with Devon Breaux on a 17-yard catch out-of-bounds on Wake's 47-yard line. Yet three plays later, Tulane couldn't convert on another fourth down, turning the ball over and thus closing out the game.

Score by Quarters	1	2	3	4	Total
Tulane	3	0	0	0	3
Wake Forest	0	7	0	0	7

#### Qtr Time Scoring play

1st 10:22 TLN - DiROCCO, Andrew 41 yd field goal, 8-51 4:38  
2nd 14:16 WF - Hinton, K 1 yd run (Weaver, M kick), 12-53 4:12

	TLN	WF
<b>FIRST DOWNS</b>	14	10
<b>RUSHES-YARDS (NET)</b>	47-146	34-79
<b>PASSING YDS (NET)</b>	134	96
Passes Att-Comp-Int	23-12-0	21-12-0
<b>TOTAL OFFENSE PLAYS-YARDS</b>	70-280	55-175
Fumble Returns-Yards	0-0	0-0
Punt Returns-Yards	2-10	2-2
Kickoff Returns-Yards	1-22	1-30
Interception Returns-Yards	0-0	0-0
Punts (Number-Avg)	5-41.8	8-40.2
Fumbles-Lost	1-1	0-0
Penalties-Yards	4-30	5-45
Possession Time	34:56	25:04
Third-Down Conversions	8 of 20	7 of 15
Fourth-Down Conversions	1 of 4	0 of 0
Red-Zone Scores-Chances	0-2	1-1
Sacks By: Number-Yards	1-3	4-28

RUSHING: Tulane-CUIELLETTE, Glen 22-54; HILLIARD, Dontrell 7-36; BADIE, Sherman 7-26; THOMPSON, Lazedrick 6-21; BRADWELL, Darius 4-6; ROUNDS, Josh 1-3. Wake Forest-Hinton, K 8-24; Colburn, M 11-23; Carney, C 7-21; Wolford, J 5-15; TEAM 3-minus 4.

PASSING: Tulane-CUIELLETTE, Glen 12-23-0-134. Wake Forest-Wolford, J 9-17-0-79; Hinton, K 3-4-0-17.

RECEIVING: Tulane-DACE, Larry 4-38; ENCALADE, Terren 4-19; ROUNDS, Josh 1-46; BREAU, Devon 1-1 HILLIARD, Dontrell 1-8; THOMPSON, Lazedrick 1-6. Wake Forest-Sergine, C 3-15; Colburn, M 2-29; Bachman, A 2-17; Wade, C 2-14; Carney, C 2-13; Washington, S 1-8.

INTERCEPTIONS: Tulane-None. Wake Forest-None.

FUMBLES: Tulane-CUIELLETTE, Glen 1-1. Wake Forest-None.