



TULANE FOOTBALL

2016 GAME NOTES



Tulane Athletics Communications

James W. Wilson Jr. Center | Ben Weiner Drive | New Orleans, LA 70118
TulaneGreenWave.com | Facebook: Tulane Football | Twitter: @GreenWaveFB & @CoachWEFritz
Contact: Scottie Rodgers • 504-491-7610 (cell) • srodger1@tulane.edu

Game 3

TULANE (1-1, 0-0 The American) vs. Navy (2-0, 1-0 The American)



Sept. 17, 2016 • 6 p.m. (CST)/7 p.m. (EST) • Broadcast: American Sports Network/ESPN3
Yulman Stadium (30,000) • New Orleans, La.



GAME INFORMATION

Broadcast: American Sports Network/ESPN3
Talent: Mike Gleason (play-by-play), Derrick Lewis (analyst), Kathryn Pielech (sidelines)
Radio: Fox Sports AM 1280 New Orleans
Talent: Todd Graffagnini (play-by-play), Steve Barrios (analyst), Gus Kattengell (sideline)
Mobile App: TuneIn App
Live Stats: TulaneGreenWave.com
Twitter Updates: @GreenWaveFB

The Series: Tulane leads, 11-8-1
New Orleans: 8-1-1
First Meeting: Nov. 5, 1949 | Tulane 21, Navy 21 New Orleans, La.
Last Meeting: Oct. 24, 2016 | Navy 31, Tulane 14 Annapolis, Md.
Streak: Navy W2

Tulane (1-1, 0-0 The American | West)

Rankings: None
Head Coach: Willie Fritz (Pittsburg State, 1983)
Career Record : 194-75-1/24th year
Tulane Record: 1-1/1st Year
Record vs. Navy: 0-1

Navy (2-0, 1-0 The American | West)

Rankings: RV (USA Today)
Head Coach: Ken Niumatalolo (Hawai'i, 1989)
Career Record: 70-37/9th year
Navy Record: Same
Record vs. Tulane: 1-0

Tulane Coaching Staff

On the Field:
Willie Fritz Head Coach
Alex Atkins Asst. Head Coach/Offensive Line
Jamaal Fobbs Running Backs
Kevin Peoples Defensive Line
Michael Mutz Linebackers
Jeff Conway Wide Receivers
Chris Hampton Defensive Backs
Slade Nagle Tight Ends
Derrick Sherman Offensive Assistant
Johnny Jernigan Defensive Assistant
Chris Couch Special Teams Assistant
Jordy Joseph Offensive GA

In the Press Box:
Doug Ruse Offensive Coordinator/QBs
Jack Curtis Defensive Coordinator
Brandon Bailey Defensive GA
Mack Helms Offensive GA
Walker Ashburn Defensive GA

STORYLINES

• Tulane (1-1, 0-0 American Athletic Conference | West) looks to continue its winning ways in hosting conference foe Navy (2-0, 1-0 (American Athletic Conference | West) in the second of three-straight home games at Yulman Stadium.

• The Green Wave are looking to post back-to-back wins at Yulman for just the second time since the stadium became the program's home field beginning with the 2014 season. The other occurrence came last season in victories over Maine (38-7) on Sept. 19 and UCF (45-31) on Oct. 3.

• Tulane has won its conference opener twice in the last three seasons with the two wins coming in 2013 at Louisiana Tech (24-15) on Sept. 13 as a member of Conference USA and last season in the victory over UCF in its American Athletic Conference opener.

• Redshirt junior cornerback Parry Nickerson was nominated for HERO Sports' HERO of the Week on defensive side for his 96-yard interception return for a touchdown in Tulane's win over Southern.

• Reshirt junior running back Sherman Badie was named American Athletic Conference Special Teams Player of the Week for his performance in the win over Southern. Badie had 175 all-purpose yards, including 135 on kickoff returns highlighted by an 86-yard kickoff return for a touchdown. His score capped off a stretch to open the game when the Green Wave scored touchdowns on offense, defense and special teams.

• With the win in his home debut, head coach Willie Fritz became the seventh head coach in the last 11 head coaches in program history to get a victory within the first three games of leading the Green Wave. Others to achieve this feat since 1980 were Vince Gibson (third game in 1980), Greg Davis (first game in 1998), Buddy Teevens (first game in 1992), Tommy Bowden (first game in 1997), Chris Scelfo (first game in 1998) and Bob Toledo (third game in 2007). Scelfo's first game was the 1998 Liberty Bowl, replacing Bowden. He got his first regular-season win in the team's second game of the 1999 season.

2016 SCHEDULE / RESULTS

	Sept. 1 at Wake Forest (Thursday)	ACCN EXTRA/ESPN3	L, 7-3
	Sept. 10 SOUTHERN	ESPN3	W, 66-21
	Sept. 17 NAVY*	American Sports Network/ESPN3	6 PM CT
	Sept. 24 UL-LAFAYETTE	ESPN3	7 PM CT
	Oct. 1 at UMass	American Sports Network/ESPN3	2:30 PM CT
	Oct. 7 at UCF*	ESPN2 or ESPNU	TBA
	Oct. 14 MEMPHIS*	ESPNU	TBA
	Oct. 22 at Tulsa	TBA	TBA
	Oct. 29 SMU* (Homecoming)	TBA	TBA
	Nov. 12 at Houston*	TBA	TBA
	Nov. 19 TEMPLE*	TBA	TBA
	Nov. 26 at UConn*	TBA	TBA



Green Wave Game Notes

Media Information

POSTGAME POLICIES

For home games, Tulane's postgame interviews takes place in the squad room, located on the second floor of the James W. Wilson Athletics Center. Media can access the squad room through the west rear entrance of the Wilson Center. The visitor's locker room is located at the northwest end of Yulman Stadium. The athletics communications contact of the visiting school will establish admittance policies to the visiting locker room.

Head coach **Willie Fritz** and requested players will be available postgame approximately 10 minutes after each game. Tulane's locker room is closed.

RELEASE INFORMATION

Releases are distributed via e-mail to the media and are also available on TulaneGreenWave.com. Stats are available via e-mail or the website. Requests for this information can be made by contacting **Scottie Rodgers**, Associate Athletics Director, Strategic Communications at (504) 491-7610 or by email at srodger1@tulane.edu.

INTERVIEW REQUESTS

All interview requests for student-athletes, coaches and administrators should be made be made with **Scottie Rodgers** in the Tulane Strategic Communications office.

WEEKLY NEWS CONFERENCE

The Tulane weekly football news conference with head coach **Willie Fritz** takes place on Tuesdays throughout the season at 1 p.m. in the Jill H. and Avram A. Glazer Family Club in Yulman Stadium.

THE WILLIE FRITZ RADIO SHOW

Willie Fritz' Radio Show takes place on Wednesdays throughout the season at Manning's (519 Fulton St.) from 7-8 p.m. The show is hosted by **Todd Graffagnini** on Tulane's flagship station, Fox Sports AM 1280 New Orleans.

The show features a call-in format and fans are also urged to submit questions via [@GreenWaveFB](https://twitter.com/GreenWaveFB) on Twitter. The call-in number is 1-855-325-7877.

2016 RADIO NETWORK AFFILIATES

*Fox Sports 1280	New Orleans, La.
KANE 1240 AM	New Iberia, La.
KXZZ 1580 AM	Lake Charles, La.
KKGB 101.3 FM	Lake Charles, La.
KMLB 540 AM	Monroe, La.
WSLA 1560 AM	Slidell/New Orleans, La.
WRBH 88.3 FM	New Orleans, La.

*Flagship station

WHO TO WATCH:

- 2014 First-Team Freshman All-America cornerback **Parry Nickerson**, who grabbed six interceptions to lead the nation among rookies, returns to anchor Tulane's defensive backfield.
- Two First-Team American Athletic Conference honorees from a year ago are back with the Green Wave for their senior seasons in linebacker **Nico Marley** and defensive tackle **Tanzel Smart**.
- Prior to the season, several Green Wave were named to preseason watch lists: Smart (Outland Trophy, Bednarik Award and Senior Bowl), junior running back **Dontrell Hilliard** (Doak Walker Award), senior tight end **Marshall Wadleigh** (Wuerffel Trophy) and senior offensive lineman **Chris Taylor** (Outland Trophy).

SERIES NOTES:

- Saturday's game marks the 21st all-time meeting between Tulane and Navy and the second as members of the American Athletic Conference. The Green Wave lead the series, 11-8-1.
- Tulane has lost its last two games and three of its last four games against Navy. The Green Wave's last win was the last time the two teams played in New Orleans - a 42-10 victory on Nov. 6, 2004. The Green Wave are 8-1-1 against Navy at home.

SCOUTING THE MIDSHIPMEN:

- Navy (2-0, 1-0 The American | West) is coming off a 28-24 victory over UConn on Sept. 10. Senior **Will Worth** scored two touchdowns in that game in his debut as the Midshipmen's starting quarterback.
- Navy received eight voting points in this week's Amway/USA Today Coaches Poll.
- Navy is looking to start 3-0 in back-to-back seasons for the first time since 1978-79. Last year, the Midshipmen started 4-0 before losing at Notre Dame.
- Navy has won 18 consecutive games against unranked opponents, which is the fourth-longest streak in the country. Only Alabama (61), Clemson (41) and Ohio State (21) have a longer winning streak.
- Head coach **Ken Niumatalolo** is in his ninth year at the Naval Academy, which ties him with **George Welsh** and **Eddie Erdelatz** as the longest tenured coaches at Navy.

TULANE VS. THE AMERICAN:

- Saturday's game vs. Navy will mark the school's 17th game in football as a member of the American Athletic Conference. The Green Wave hold a 3-13 record for their first two seasons in the conference.
- Tulane's last victory over a conference opponent was a 45-31 win over UCF on Oct. 3, 2015.

A WHOLE NEW STAFF (ALMOST):

- Upon **Willie Fritz'** arrival at Tulane, the coaching staff went through radical changes, but two names may ring a bell. **Walker Ashburn** returns for his second season as a defensive graduate assistant, remaining as the only holdover from **Curtis Johnson's** staff. Additionally, **Jordy Joseph** joined the staff as an offensive graduate assistant after playing quarterback for the Green Wave from 2011-15.

Tulane Strategic Communications

SCOTTIE RODGERS Associate AD/Primary Football Contact
Cell: 504-491-7610 • srodger1@tulane.edu

RACHEL PERREAULT
Cell: 504-495-5251 • rperreau@tulane.edu

Associate Director

JOSH BATES Assistant Director/Secondary Football Contact
Cell: 504-355-6283 • jbates3@tulane.edu

KAITLIN MAHEU
Cell: 225-205-9988 • kmaheu@tulane.edu

Graduate Assistant



WELCOME BACK:

• Back on the field for the Green Wave this season are redshirt senior offensive lineman **Kenneth Santa Marina** and redshirt junior tight end **Sergio Medina**, both of whom redshirted the entire 2015 season. Redshirt sophomore wide receiver **Terren Encalade** also returns after missing the final 10 games of the season and also earning a redshirt.

NEW NUMBERS:

- A handful of Tulane players switched numbers in the offseason.
- Senior linebacker **Nico Marley** changed from 20 to 2.
- Sophomore punter **Enrique Carresquero** changed from 96 to 41.
- Junior deep snapper **Aaron Golub** changed from 98 to 96.

NEW POSITIONS:

- In addition to the few players who switched numbers this offseason, a few also switched positions.
- Junior **Trey Camissa** moved from the defensive line to tight end.
- Redshirt junior **Tristan Cooper** moved from defensive back to wide receiver.
- Redshirt junior **Jarrold Franklin** moved from linebacker to safety.
- Redshirt junior **Sergio Medina** moved from running back to tight end. Medina started his career at Tulane as a linebacker.
- Junior **Trey Scott** moved from tight end to wide receiver.
- Senior **Marshall Wadleigh** moved from running back to tight end.

THE STATE OF TULANE:

- The 2016 roster features 53 players from the state of Louisiana, including 32 players from the Greater New Orleans area. Florida has the second-most players represented on the roster with 10.
- The 2015 roster boasted 66 players from the Pelican State.

TULANE IN THE NFL:

• A total of nine former Tulane players are currently on NFL teams: **Orleans Darkwa** (RB, New York Giants), **Lorenzo Doss** (CB, Denver Broncos), **Matt Forte** (RB, New York Jets), **Ryan Grant** (WR, Washington Redskins), **Ryan Griffin** (QB, Tampa Bay Buccaneers), **Rob Kelley** (RB, Washington Redskins), **Dezman Moses** (LB, Kansas City Chiefs), **Cairo Santos** (PK, Kansas City Chiefs) and **Julius Warmley** (DE, Miami Dolphins).

GAME-BY-GAME NOTES:

Wake Forest

- Tulane debuted a new helmet at Wake Forest, donning the “Angry Wave” on a white helmet as opposed to the traditional “T-Wave” worn in years past.
- Prior to the season starting, Tulane was the lone Division I program that did not have a quarterback on its roster who had not thrown a pass. Redshirt sophomore **Glen Cuiellette** put that to rest in his first start, as the product from Mandeville went 12-for-23 for 134 yards. He also rushed 22 times for 54 yards.
- Redshirt junior **Parry Nickerson** recorded a career-best three pass breakups.
- Redshirt senior WR **Larry Dace III** notched a career-best four receptions for 38 yards.
- Senior DT **Tanzel Smart** posted his second-consecutive game with multiple tackles for loss, as he notched 2.0 at Wake Forest. He had 2.0 against Tulsa in the 2015 season finale.
- The opening-drive score marked the second-consecutive game

in which Tulane scored on the opening drive as the team notched a touchdown in the opening drive against Tulsa in the season finale last year.

- Redshirt freshman OG **Leeward Brown**, redshirt sophomore QB **Glen Cuiellette** and redshirt sophomore DT **Robert Kennedy** made their first-career starts.
- Ten true freshmen in QB **Darius Bradwell**, S **Will Harper**, WR **Chris Johnson**, DB **Sean Harper**, DB **P.J. Hall**, LB **Lawrence Graham**, LB **Larry Bryant**, DS **Geron Eatherly**, WR **Darnell Mooney** and WR **D.J. Owens** made their collegiate debuts at Wake Forest. OG **Leeward Brown** also made his collegiate debut.
- Senior TE **Marshall Wadleigh** carried out the No. 18 Flag in honor of former Green Wave player **Devon Walker**.
- Game captains were senior Marley, Smart, Taylor and senior WR **Devon Breaux**.

Southern

- The win over Southern marked Tulane’s first victory in a home opener since defeating Jackson State, 34-7, on Aug. 31, 2013.
- The Green Wave have scored 30 or more points in three of its last five games with two resulting in wins – 34-31 at Army on Nov. 14, 2015 and 66-21 vs. Southern on Sept. 10, 2016.
- The last time Tulane scored 60+ points in a game was 63 against Louisiana Tech on Nov. 26, 1998.
- The last time Tulane scored 40+ points in a home opener was a 47-33 victory over Southeastern Louisiana on Sept. 3, 2011.
- Tulane’s 66 points scored are the most in Yulman Stadium history, topping the 45 points scored by Tulane vs. UCF on Oct. 3, 2015 and the 45 points scored by Tulsa vs. Tulane on Nov. 17, 2015.
- Tulane’s 437 total rushing yards mark the first time the Green Wave have rushed for more than 400 yards since totaling 407 against VMI on Sept. 29, 1973. The 437 yards rank as the third-highest, single-game total in program history.
- The one-yard, first-quarter touchdown run by junior RB **Dontrell Hilliard** marked the third-consecutive game in which Tulane scored on the opening drive.
- Senior DT **Tanzel Smart**’s first-quarter fumble recovery was the second of his career with the other one coming at Georgia Tech on Sept. 12, 2015.
- Senior LB **Nico Marley**’s first-quarter interception was the fourth of his career. Marley snared one interception in each of his first three seasons.
- Hilliard recorded the third multi-touchdown game of his career (two vs. Maine on Sept. 19, 2015 and two at Memphis on Oct. 31, 2015) and his first game with three touchdowns.
- Hilliard’s 103 yards and freshman QB **Johnathan Brantley**’s 119 yards rushing mark the first time two Tulane players ran for 100+ yards in a game since **Shaun King** (109) and **Toney Converse** (103) did so against BYU on Dec. 31, 1998. On the first play of his collegiate career, Brantley rushed for 63 yards.
- Redshirt junior CB **Parry Nickerson**’s first-quarter interception was the seventh of his career. His 96-yard interception return for a touchdown was 4 yards short of the school record of 100 yards by **David Herbert** on Sept. 25, 1971. Herbert’s return also went for a touchdown.
- The last time Tulane had an interception return for a touchdown was at Florida Atlantic on Nov. 2, 2013 on a 69-yard pick six by **Lorenzo Doss**.



Green Wave Game Notes

- Redshirt junior RB **Sherman Badie**'s first-quarter, 86-yard kickoff return for a touchdown was the first for Tulane since **Jeremy Williams** ran a kickoff back 88 yards for a touchdown vs. UTEP on Nov. 7, 2009. It was Badie's first kickoff return for a touchdown and the longest kickoff return of his career.
- Redshirt senior RB **Lazedrick Thompson** recorded the first multi-touchdown game of his career after an 11-yard rushing score in the second quarter and a nin-yard run in the third.
- Redshirt sophomore LB **Zachery Harris** made the first start of his career.
- Nickerson carried carried out the No. 18 Flag in honor of former Green Wave player **Devon Walker**.
- Game captains were seniors Thompson, CB **Richard Allen**, WR **Larry Dace III** and LB **Eric Thomas**.

DID YOU KNOW:

- Junior linebacker **Nico Marley** is the son of **Rohan Marley** (former linebacker at Miami (Fla.)) and the grandson of the legendary reggae musician, **Bob Marley**.
- Redshirt junior receiver **Devon Breaux** is a two-sport athlete who earned national acclaim in 2014 as a member of the Green Wave's track & field team. Breaux became the first Tulane male track & field student-athlete to qualify for the NCAA Championships in the long jump after posting a mark of 7.56 meters during the NCAA East Regionals. He then notched a 7.44 meter jump at the NCAA Championships in the long jump to earn Honorable Mention All-America status. Breaux is back playing football this fall after taking the spring off.
- Sophomore deep snapper **Aaron Golub** is a true testament to never giving up the pursuit of your dreams. Golub, who was rated a four-star recruit by RubioLongSnapping.com, is legally blind with no sight in his right eye and limited vision in his left.
- **Tristan Cooper**'s father, **Ron Sr.**, has been the head coach at Eastern Michigan (1993-94), Louisville (1995-97) and Alabama A&M (1998-2001). He is presently the assistant head coach at FIU serving as defensive coordinator and linebackers coach.

Green Wave Facts

Location	New Orleans, La.
Enrollment	13,531 (Private)
Conference	American Athletic Conference
Stadium	Yulman Stadium
Capacity	30,000
President.....	Michael A. Fitts
Director of Athletics.....	Troy Dannen
Ticket Information	800-488-5252

Green Wave Social Network

Website:
TulaneGreenWave.com

Twitter:
@TulaneAthletics, @GreenWaveFB, @CoachWEFritz

Instagram:
TulaneGreenWave, TulaneGreenWaveFootball

Facebook:
TU Green Wave, Tulane Football

YouTube:
TUGreenWave

TulaneGreenWave.com

The Official Site of Tulane Athletics

- The latest news, notes, statistics, schedules and results of Tulane Athletics
- Profiles and features on Tulane coaches and student-athletes
- Live audio broadcasts of Tulane football, basketball and baseball games
- Live streaming video of Tulane volleyball, basketball and baseball games
- On-line tickets for Green Wave athletic events
- Green Wave merchandise and Riptide Kids Club information

Tulane University

Founded in 1834

- Tulane is one of the most highly regarded and selective independent research universities in the United States and is a member of the prestigious Association of American Universities.
- According to *U.S. News and World Report*, Tulane is among the top national universities in the United States, ranked 41st among the best national universities and in the top 26 for its service learning programs. Tulane is also ranked the 38th best university by high school counselors and 33rd among the best colleges for veterans.
- OnlineU ranked Tulane 10th in their list of 2015 Top Online Colleges.
- Tulane is ranked 57 in *Kiplinger's* Personal Finance 2015 list of Best Values in Private Colleges.
- *Newsweek* ranked Tulane 19th among the country's 25 "most service-minded schools."
- Tulane is ranked by the Carnegie Foundation for the Advancement of Teaching as a university with "very high research activity." Of more than 4,300 higher educational institutions rated by the foundation, Tulane remains in a prestigious category that includes only two percent of universities nationwide.
- The A.B. Freeman School of Business is highly ranked by numerous business publications. *The Princeton Review* and *Entrepreneur* magazine rank the school 14th on its list of Top Graduate Programs for Entrepreneurs. *Forbes* magazine ranks it 52nd overall and 28th among private universities; London's *Financial Times* ranks its EMBA program 64th internationally and 22nd nationally, its MBA program 61st internationally and 35th nationally and its MFN program 30th internationally and 3rd nationally; *U.S. News and World Report* ranks its undergraduate program 43rd; *America Economia* ranks its MBA program 20th nationally and 30th internationally; *Bloomberg Businessweek* ranks the MBA program 35th nationally.

Tulane's Home-Away Splits

	HOME (1-0)	AWAY (0-1)
POINTS PER GAME	66.0	3.0
OPPONENTS POINTS PER GAME	21.0	7.0
RUSHING YARDS PER GAME	437.0	146.0
OPPONENT RUSHING YARDS PER GAME	54.0	79.0
PASSING YARDS PER GAME	12.0	134.0
OPPONENTS PASSING YARDS PER GAME	281.0	96.0
PASSING (COMP-ATT-INT-TD)	2-6-1-0	12-21-0-0
OPPONENT PASSING (COMP-ATT-INT-TD)	18-31-2-2	12-23-0-0
TOTAL OFFENSE PER GAME	449.0	280.0
OPPONENT TOTAL OFFENSE PER GAME	335.0	175.0
3RD-DOWN CONVERSIONS	5-10	8-20
OPPONENT 3RD-DOWN CONVERSIONS	4-13	7-15
4TH-DOWN CONVERSIONS	2-3	1-4
OPPONENT 4TH-DOWN CONVERSIONS	0-0	0-0
SACKS BY-YARDS	1-10	1-3
OPPONENT SACKS BY-YARDS	0-0	4-28
RED-ZONE SCORES-CHANCES	8-8	0-2
RED ZONE TOUCHDOWNS-CHANCES	7-8	0-2

SCORE BY QUARTERS	1ST	2ND	3RD	4TH	OT	TOTAL
Tulane-HOME	28	21	14	0	0	66
Opponents-HOME	7	0	14	0	0	21
Tulane-AWAY	3	0	0	0	0	3
Opponents-AWAY	0	7	0	0	0	7

2016 American Athletic Conference Standings

Team	American		Overall		Home	Away	Neutral	Streak
	W-L	Pct.	W-L	Pct.				
West								
Navy	1-0	1.000	2-0	1.000	2-0	0-0	0-0	W2
Houston	0-0	0.000	2-0	1.000	1-0	0-0	0-0	W2
Memphis	0-0	0.000	1-0	1.000	1-0	0-0	0-0	W2
SMU	0-0	0.000	1-1	0.500	0-0	1-1	0-0	L1
Tulane	0-0	0.000	1-1	0.500	1-0	0-1	0-0	W1
Tulsa	0-0	0.000	1-1	0.500	1-0	0-1	0-0	L1
East								
Cincinnati	0-0	0.000	2-0	1.000	1-0	1-0	0-0	W2
East Carolina	0-0	0.000	2-0	1.000	2-0	0-0	0-0	W2
USF	0-0	0.000	2-0	1.000	2-0	0-0	0-0	W2
UCF	0-0	0.000	1-1	0.500	1-0	0-1	0-0	L1
Temple	0-0	0.000	1-1	0.500	1-1	0-0	0-0	W1
UConn	0-1	0.000	1-1	0.500	1-0	0-1	0-0	L1

Upcoming Games

Thursday, Sept. 15

*Houston at Cincinnati, 6:30 p.m. [ESPN]

Saturday, Sept. 10

Kansas at Memphis, 11 a.m. [ESPNU]

Temple at Penn State, 11 a.m. [Big Ten Network]

Virginia at UConn, 12:30 p.m. [SNY]

North Carolina A&T at Tulsa, 1 p.m. [ESPN3]

USF at Syracuse, 2:30 p.m. [ESPN3]

East Carolina at South Carolina, 3 p.m. [SEC Network]

Maryland at UCF, 6 p.m. [CBS Sports Network]

Liberty at SMU, 6 p.m. [ESPN3]

*Navy at Tulane, 6 p.m. [American Sports Network/ESPN3]

*American Athletic Conference Game
All Times Central

Record When Tulane...

	Under Fritz	2016
Plays at Night	1-1	1-1
Plays During the Day	0-0	0-0
Plays at Home	1-0	1-0
Plays on the Road	0-1	0-1
Plays at Neutral Site	0-0	0-0
Plays on Grass	0-0	0-0
Plays on Turf	1-1	1-1
Scores First	1-1	1-1
Opponent Scores First	0-0	0-0
Leads After First Quarter	1-1	1-1
Trails After First Quarter	0-0	0-0
Game is Tied After First Quarter	0-0	0-0
Leads at Halftime	1-0	1-0
Trails at Halftime	0-1	0-1
Game is Tied at Halftime	0-0	0-0
Leads After Third Quarter	1-0	1-0
Trails After Third Quarter	0-1	0-1
Game is Tied After Third Quarter	0-0	0-0
In Overtime	0-0	0-0
Scores 21+ Points	1-0	1-0
Scores 20 or Less Points	0-1	0-1
Opponent Scores 21+ Points	1-0	1-0
Opponent Scores 20 or Less Points	0-1	0-1
Victory Margin is 7 Points or Less	0-1	0-1
Victory Margin is 8-14 Points	0-0	0-0
Victory Margin is 15-20 Points	0-0	0-0
Victory Margin is 21+ Points	1-0	0-0
Amasses 350+ Total Yards	1-0	1-0
Holds Opponent to 350 or Less Yards	1-1	1-1
Commits Less than 3 TOs	1-1	1-1
Commits 3+ TOs	0-0	0-0
Has Less TOs than Opponent	1-0	1-0
Has More TOs than Opponent	0-0	0-0
Has Equal TOs as Opponent	0-1	0-1
Has More First Downs than Opponent	1-1	1-1
Opponent Has More First Downs	0-0	0-0
Punts Less than 7 Times	1-1	1-1
Punts 7+ Times	0-0	0-0
Player Runs for 100+ Yards	1-0	1-0
Opponent Rushes for 100+ Yards	0-0	0-0
Player Passes for 200+ Yards	0-0	0-0
Opponent Passes for 200+ Yards	1-0	1-0

Tulane in The American/ NCAA Rankings

Team	Avg.	AAC	NCAA
Rushing Offense	291.5	2nd	10th
Rushing Defense	66.5	2nd	16th
Passing Offense	73.0	12th	127th
Passing Defense	188.5	4th	48th
Total Offense	364.5	9th	89th
Total Defense	255.0	4th	23rd
Scoring Offense	34.5	6th	57th
Scoring Defense	14.0	t3rd	27th
Passing Efficiency Offense	83.67	12th	126th
Passing Efficiency Defense	123.59	7th	64th
Net Punting	37.4	7th	71st
Punt Returns	3.3	8th	97th
Kickoff Returns	31.4	2nd	11th
Turnover Margin	1.0	2nd	26th
Turnovers Gained	4	3rd	29th
Sacks	1.0	9th	89th
Sacks Allowed	2.0	8th	66th
Tackles for Loss	5.0	9th	89th
Red Zone Offense	80.0	6th	81st
Red Zone Defense	100.0	t9th	93rd
Interceptions	2	4th	37th
Fumbles Recovered	2	5th	26th



WILLIE FRITZ

Head Coach • First Season
Shawnee Mission, Kan.
Pittsburg State, 1983

Tulane University Director of Athletics **Troy Dannen** formally introduced **Willie Fritz** as the school's new football head coach on Dec. 15, 2015. Fritz became the 40th head football coach in the 121-year history of the Green Wave program.

With 193 career victories, Fritz entered the 2016 season ranked the fourth active winningest head coach among coaches in the Football Bowl Subdivision, tied with Kansas State's **Bill Snyder**.

Fritz brings 33 years of collegiate experience as a football student-athlete or coach to the Green Wave. He has led his teams to six combined conference championships (one at every level he has coached) and two bowl appearances. He was also twice named the national coach of the year, including the American Football Coaches Association Football Championship Subdivision (FCS) Coach of the Year in 2011 and the Liberty Mutual Coach of the Year in 2012.

Fritz, 55, came to Tulane from Georgia Southern where he spent two seasons and led the Eagles to a combined record of 17-7, a 2014 Sun Belt Conference (SBC) title and the school's first-ever NCAA postseason bowl game with their berth in the 2015 GoDaddy.com Bowl. Georgia Southern concluded the 2015 regular season with an 8-4 overall record, including a mark of 6-2 in conference play.

Fritz led the Eagles to a 9-3 overall record and a perfect mark of 8-0 in conference play during his first season at Georgia Southern in 2014, and was named the SBC Coach of the Year. However, the school's waiver claim to allow Georgia Southern to play in a bowl despite being in the second year of the NCAA's transition period was denied.

Prior to Georgia Southern, Fritz served as head coach at Sam Houston State from 2010-13. A proven winner with more than 30 years of coaching experience, Fritz joined the Eagles from Sam Houston State, where he led the team to back-to-back Southland Conference titles, NCAA FCS championship appearances in 2011 and 2012, and a third-straight playoff berth in 2013.

The Liberty Mutual Coach of the Year at the FCS level in 2012, Fritz was recognized nationally in 2011 as the American Football Coaches Association (AFCA) Coach of the Year. Honored as the AFCA Regional Coach of the Year in 2011 and 2012, Fritz was selected by the media and his peers in the Southland Conference as the league's Coach of the Year in 2011 after his team went a perfect 7-0 in conference play.

In 2011 and 2012, Sam Houston State posted the two highest single-season win totals in program history with marks of 14-1 (2011) and 11-4 (2012) and Bearkat players were showered with accolades. More than 50 earned All-Southland Conference honors under Fritz in the last four years, not including additional "Player of the Year," "Offensive Player of the Year," "Defensive Player of the Year," and "Newcomer of the Year" awards. All-America status from national coaching and media outlets were bestowed on 11 Sam Houston State

players during his tenure.

After a highly successful tenure at Blinn College, averaging nearly 10 wins a season during his four years there, Fritz left to revitalize a Central Missouri program and guided it to 11 winning seasons. The NCAA Division II program's ledger included two 10-win seasons with the 2001 Mule squad earning its first postseason trip in more than 30 years.

In 2002, Central Missouri made its first-ever appearance in the NCAA Division II playoffs and was the Mid-America Athletic Association (MIAA) co-champion a year later. A 97-47 mark in 13 seasons ranks Fritz as the winningest coach in the program's 118-year history. He was the only coach to ever win seven or more games in eight consecutive seasons and his victory total ranked him 15th among active Division II coaches at the time. In addition to his impressive 67.4 winning percentage with the Mules, Fritz coached his student-athletes to achieve their potential both on the field and in the classroom. More than 150 Mules were recognized with All-MIAA honors with 41 first-team selections and 24 All-Americans.

Under Fritz, Central Missouri recorded a graduation rate of 84 percent with 144 MIAA Commissioner's Academic Honor Roll recipients, 14 Academic All-Region and three Academic All-Americans.

Serving as a graduate assistant for the Bearkat program during the 1984 and 1985 seasons, Fritz earned a master's degree in kinesiology while Sam Houston State posted a 16-6 record and won the 1985 Gulf Star Conference championship. He returned to Huntsville in 1991 after spending two years at Coffeyville College in Kansas under legendary head coach **Dick Foster**, earning a promotion to defensive coordinator after one year. He stayed another two years to work for head coach **Skip Foster** and the Red Ravens.

Head coach **Ron Randleman** brought Fritz back to the state of Texas and Sam Houston State as secondary and special teams coach in 1991, instilling an attitude of excellence on special teams that would last more than a decade. The Bearkats' "block party" racked up 80 blocked punts, field goals and extra points beginning with Fritz in 1991 and lasting through 2004.

In Fritz's first year as a full-time assistant coach at Sam Houston State in 1991, the Bearkats won the Southland Conference. That league title and eight-win season launched SHSU to the program's second-ever appearance in the NCAA playoffs.

Fritz would leave Huntsville again, this time for an opportunity to be the head coach at Blinn College, where he would turn around a program that had only five wins in its previous three seasons.

From 1993-96, Fritz and the Buccaneers would rack up 39 victories against only five losses with a tie and claim two national junior college championships. He was inducted into the NJCAA Football Hall of Fame for the environment of success he created at Blinn.

One of seven children, Fritz is the son of the late **Harry Fritz**, who coached the Central Missouri football team in 1952 before continuing his career as the Executive Director at the National Association of Intercollegiate Athletics (NAIA) in Kansas City. The elder Fritz also served at several colleges and universities in administration as an athletics director.

Fritz played on two conference title teams and was a four-starter at defensive back for Coach Randleman at Pittsburg State and remained at his alma mater as a student assistant coach for his alma mater in 1982. Early coaching stops included a year at Shawnee Mission Northwest High School (Kansas) in 1983 and Willis High School (Texas) in 1986, with his return to Sam Houston State for graduate school in between those years.

Fritz and his wife **Susan** have three children, **Wesley, Lainie and Brooke**.

PERSONAL

Age: 55 (April 2, 1960)
Hometown: Shawnee Mission, Kansas
Wife: Susan
Children: Wesley, Lainie and Brooke

EDUCATION

Pittsburg State, 1983
 Sam Houston State, Masters of Kinesiology, 1986

PLAYING EXPERIENCE

Pittsburg State, Defensive Back, 1978-81
 Pittsburg State, Point Guard (Basketball), 1979-81

COACHING EXPERIENCE

1982, Pittsburg State (GA)
 1983, Shawnee Mission NW HS (KS) (Asst.)
 1984-85, Sam Houston State (GA)
 1986, Willis HS (TX) (Asst.)
 1987-90, Coffeyville CC (DC)
 1991-92, Sam Houston State (DB/ST)
 1993-96, Blinn College (HC)
 1997-2009, Central Missouri (HC)
 2010-13, Sam Houston State (HC)
 2014-15, Georgia Southern (HC)
 2016-Present, Tulane (HC)

POSTSEASON EXPERIENCE

2015 GoDaddy.com Bowl (Georgia Southern)*
 2013 NCAA FCS Playoffs (Sam Houston State)
 2012 NCAA FCS Championship game (Sam Houston State)
 2011 NCAA FCS Championship game (Sam Houston State)
 2002 NCAA Division II Playoffs (Central Missouri)
 2001 Mineral Water Bowl (Central Missouri)
 1996 NJCAA Championship Game (Blinn College)
 1995 NJCAA Championship Game (Blinn College)
 1994 Mineral Water Bowl (Blinn College)
 1990 NJCAA Championship Game (Coffeyville Community Coll.)
 1988 Jayhawk Bowl (Coffeyville Community College)
 1987 Jayhawk Bowl (Coffeyville Community College)

AS A COLLEGE HEAD COACH

Year	School	Overall	Conf/Finish	Postseason
1993	Blinn College	6-3-1	3-2-1	
1994	Blinn College	9-2	5-1	L, Mineral Water Bowl
1995	Blinn College	12-0	6-0	W, NJCAA National Championship
1996	Blinn College	12-0	7-0	W, NJCAA National Championship
1997	Central Missouri	5-6	4-5/6th	
1998	Central Missouri	8-3	6-3/T-3rd	
1999	Central Missouri	7-4	5-4/4th	
2000	Central Missouri	7-4	5/4/T-4th	
2001	Central Missouri	10-2	7/2/2nd	W, Mineral Water Bowl
2002	Central Missouri	10-2	8-1/2nd	L, NCAA DII First Round
2003	Central Missouri	9-2	7-2/T-1st	
2004	Central Missouri	7-4	5-4/4th	
2005	Central Missouri	7-3	5-3/5th	
2006	Central Missouri	5-6	3-6/T-6th	
2007	Central Missouri	7-4	6-3/T-3rd	
2008	Central Missouri	7-4	5-4/T-4th	
2009	Central Missouri	8-3	6-3/T-2nd	
2010	Sam Houston State	6-5	4-3/T-3rd	
2011	Sam Houston State	14-1	7-0/1st	L, NCAA DI Championship
2012	Sam Houston State	11-4	6-1/T-1st	L, NCAA D1 Championship
2013	Sam Houston State	9-5	4-3/T-3rd	L, NCAA D1 Second Round
2014	Georgia Southern	9-3	8-0/1st	
2015	Georgia Southern	8-4	6-2/3rd	GoDaddy.com Bowl*
2016	Tulane	1-1	0-0	
TOTAL	24 Years	194-75-1	.720	

*Led Georgia Southern to a berth in the GoDaddy.com bowl but did not coach in the game

Depth Chart vs. Navy

OFFENSE

WR (H) 85	Larry Dace III (5-9, 170, R Sr.)
7	Devin Glenn (5-7, 155, So.)
WR (Z) 8	Devon Breaux (6-0, 185, R Sr.)
9	Chris Johnson (6-1, 195, Fr.)
WR (X) 5	Terren Encalade (6-0, 195, R So.)
86	Darnell Mooney (6-1, 170, Fr.)
TE (Y) 89	Kendall Ardoin (6-5, 245, R So.)
22	Marshall Wadleigh (5-11, 205, Sr.)
LT 78	Todd Jacquet (6-6, 315, R Sr.)
50	Tyler Johnson (6-3, 280, Fr.)
LG 75	Chris Taylor (6-3, 325, Sr.)
71	Jason Stewart (6-5, 360, R Jr.)
C 51	Junior Diaz (6-2, 300, R So.)
53	Keyshawn McLeod (6-4, 290, R Fr.)
RG 79	Kenneth Santa Marina (6-6, 325, R Jr.)
73	Leeward Brown (6-4, 350, R Fr.)
OR 66	Phabion Woodard (6-2, 320, Fr.)
RT 72	John Leglue (6-7, 298, R So.)
74	Devon Johnson (6-5, 315, R So.)
QB 1	Johnathan Brantley (6-1, 195, Fr.)
14	Glen Cuiellette (6-0, 215, R So.)
OR 11	Darius Bradwell (6-1, 220, Fr.)
RB 26	Dontrell Hilliard (6-0, 200, Jr.)
OR 3	Sherman Badie (6-0, 200, R Jr.)
25	Josh Rounds (6-0, 205, R Sr.)
OR 33	Lazedrick Thompson (5-11, 220, R Sr.)

SPECIALISTS

PK 42	Andrew DiRocco (6-1, 185, Jr.)
45	Randy Harvey (6-0, 195, So.)
P 49	Zachary Block (6-5, 190, So.)
43	Coby Neenan (6-2, 185, Fr.)
DS 60	Geron Eatherly (6-0, 215, Fr.)
72	John Leglue (6-7, 298, R So.)
HO 14	Glen Cuiellette (6-0, 215, R So.)
49	Zachary Block (6-5, 190, So.)
OR 5	Terren Encalade (6-0, 195, R So.)
KOR 26	Dontrell Hilliard (6-0, 200, Jr.)
3	Sherman Badie (6-0, 200, R Jr.)
OR 7	Devin Glenn (5-7, 155, So.)
PR 26	Dontrell Hilliard (6-0, 200, Jr.)
85	Larry Dace III (5-9, 170, R Sr.)
OR 5	Terren Encalade (6-0, 195, R So.)

DEFENSE

DE 90	Robert Kennedy (6-1, 265, R So.)
92	Daren Williams (6-3, 250, Jr.)
DT 77	Tanzel Smart (6-1, 305, Sr.)
91	Eldrick Washington (6-2, 280, R So.)
NT 94	Sean Wilson (6-4, 295, Jr.)
65	Braynon Edwards (6-2, 350, R So.)
DE 87	Ade Aruna (6-6, 265, R Jr.)
54	Quinlan Carroll (6-2, 235, R Jr.)
MLB 2	Nico Marley (5-8, 200, Sr.)
56	Rae Juan Marbley (6-0, 240, Jr.)
OR 52	Eric Thomas (5-10, 240, Sr.)
WLB 40	Zachery Harris (6-0, 220, R So.)
55	Eric Bowie (6-2, 225, R So.)
NKL 23	Richard Allen (5-9, 175, Sr.)
16	P.J. Hall (5-11, 190, Fr.)
CB 17	Parry Nickerson (6-0, 175, R Jr.)
37	Thakarius Keyes (6-1, 185, Fr.)
CB 21	Donnie Lewis, Jr. (6-1, 185, R So.)
11	Tre Jackson (5-9, 180, Fr.)
FS 6	Jarrold Franklin (6-0, 205, R Jr.)
4	Will Harper (6-0, 205, Fr.)
SS 38	Roderic Teamer (6-0, 205, So.)
19	Taris Shenall (6-0, 185, So.)



CAREER STARTS

38	Nico Marley
32	Chris Taylor
26	Tanzel Smart
24	Parry Nickerson
19	Todd Jacquet
16	Jarrold Franklin
15	Eric Thomas
14	Devon Breaux
14	Sean Wilson
13	Ade Aruna
12	Charles Jones II, Dontrell Hilliard
11	Sherman Badie, Donnie Lewis, Jr.
10	Terren Encalade
9	Kendall Ardoin
7	Richard Allen
6	Lazedrick Thompson, Roderic Teamer, Junior Diaz
5	Trey Scott
4	Larry Dace III
3	Taris Shenall, John Leglue
2	Glenn Cuiellette, Robert Kennedy
1	Daren Williams, William Townsend, Andrew Hicks, Zachery Harris

CONSECUTIVE STARTS

29	Chris Taylor
27	Nico Marley
26	Tanzel Smart
23	Parry Nickerson
14	Jarrold Franklin, Todd Jacquet

CAREER GAMES PLAYED

39	Nico Marley
39	Marshall Wadleigh
38	Eric Thomas
38	Tanzel Smart
38	Chris Taylor
37	Josh Rounds
36	Todd Jacquet
36	Devon Breaux
29	Lazedrick Thompson
27	Richard Allen
27	Jarrold Franklin
27	Parry Nickerson
26	Sherman Badie
26	Dontrell Hilliard
26	Rae Juan Marbley
26	Andrew DiRocco
26	Charles Jones II
25	Jason Stewart
24	Trey Scott
24	Sean Wilson
23	Larry Dace III
22	Daren Williams
22	Ade Aruna
19	Quinlan Carroll
18	William Townsend
18	Eldrick Washington
18	Sergio Medina
16	Tristan Cooper
16	Terren Encalade
14	Junior Diaz, Robert Kennedy
14	Luke Jackson, John Leglue, Taris Shenall
13	Kendall Ardoin, Roderic Teamer, Donnie Lewis, Jr., Eric Bowie
12	Devon Johnson
11	Andrew Hicks
10	Zachery Harris, Stephon Lofton, Zachary Block
9	Devin Glenn
8	Kenneth Santa Marina
4	Eric Bell
3	Sam Davis, Glenn Cuiellette, Peter Woullard
2	Leeward Brown, Larry Bryant, Geron Eatherly, Braynon Edwards, Lawrence Graham, P.J. Hall, Sean Harper, Will Harper, Chris Johnson, Darnell Mooney, D.J. Owens, Darius Bradwell
1	Johnathan Brantley, Jared Bertrand, Aaron Golub, Reed Green, Randy Harvey, Thakarius Keyes, Keyshawn McLeod, Chase Napoleon, John Washington, Andrew Zuckerman



Green Wave Game Notes

Yulman Stadium



Yulman Stadium, the crown jewel of the university's athletics complex, opened its doors for the first time in front of a capacity crowd on September 6, 2014 against Georgia Tech. Yulman Stadium marks the beginning of a renaissance of Tulane Athletics, bringing Green Wave football back to campus for the first time in nearly 40 years.

Tulane's new home field advantage came from the generosity of three couples in particular - **Richard Yulman** and his late wife **Janet, Gayle** and **Tom Benson** and **Jill** and **Avie Glazer**.

Richard Yulman, the retired chairman and owner of mattress manufacturing giant Serta International, donated \$15 million toward construction of this \$73 million facility. Yulman Stadium is named in honor of Richard, Janet and the Yulman family.

New Orleans Saints owner Tom Benson and his wife Gayle, a member of the Board of Tulane, donated \$7.5 million to Yulman Stadium. Benson Field, which will host the games of Yulman Stadium, is named in their honor.

Jill and Avie Glazer supported the stadium with a multi-million dollar gift. The Jill H. and Avram A. Glazer Family Club, the premium space in which to experience games at Yulman Stadium, is named in their honor.

Construction of Yulman Stadium began in January 2013. Gould Evans and Associates and Lee Ledbetter & Associates served as the project architects, while Woodward Design + Build LLC was the contractor.


Tulane football has been a part of the fabric of New Orleans since the Green Wave played its first season back in 1893. Generations experienced college football at the old Tulane Stadium from 1926-1974.

It is not hard to find a story about someone's experience at old Tulane Stadium. Boy Scouts selling programs, a record crowd of 86,598 watching the Green Wave defeat LSU in 1973, the annual Sugar Bowl and early Saints football, are all part of the story of Tulane Stadium.

Now in its third year, a new chapter continues to be written in a new home by a new (and old) generation of Green Wave fans.

Inside Yulman Stadium

Construction Began:	January 2013
First Game:	September 6, 2014 Tulane vs. Georgia Tech
Capacity:	30,000
Cost:	\$73 million
Architect:	Gould Evans and Associates and Lee Ledbetter & Associate
Contractor:	Woodward Design + Build LLC
Artificial Turf:	UBU Speed Series 5M
Field Size:	92,660 square feet
Steel:	2,200 tons



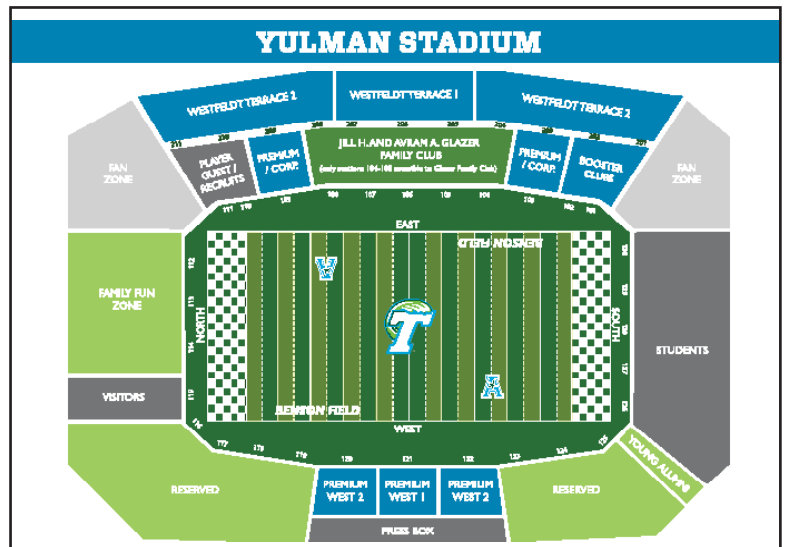
All-Time On Campus Home Record

	Wins	Losses	Ties
1893	1	2	
1894	0	3	
1895	3	0	
1896	2	0	
1898	1	0	
1899	0	3	1
1900	4	0	
1901	4	0	
1902	1	3	2
1903	2	2	1
1904	4	1	
1905	0	1	
1906	0	4	1
1907	3	2	
1908	6	0	
1909	4	2	2
1910	0	3	
1911	4	1	1
1912	5	1	
1913	2	3	
1914	3	1	1
1915	3	1	
1916	3	1	1
1917	3	1	1
1918	4	1	1
1919	3	2	
1920	4	1	
1921	3	4	
1922	4	1	
1923	6	0	
1924	6	1	
1925	5	0	1
1926	2	2	
1927	1	2	1
1928	4	2	1
1929	7	0	
1930	6	0	
1931	8	0	
1932	4	1	1
1933	4	2	
1934*	6	0	1
1935	6	3	
1936	5	1	1
1937	4	1	1
1938	6	1	1
1939*	7	1	1
1940	4	2	
1941	3	3	
1942	3	3	
1943	2	3	
1944	4	0	
1945	2	5	1
1946	3	4	
1947	2	3	2
1948	7	0	
1949	4	1	1
1950	4	2	1
1951	3	4	
1952	4	3	
1953	1	4	1
1954	0	3	3
1955	3	2	
1956	3	3	
1957	0	4	
1958	1	3	
1959	3	2	1
1960	1	2	1
1961	2	3	
1962	0	5	
1963	0	5	1
1964	2	2	
1965	2	3	
1966	3	1	1
1967	2	4	
1968	2	3	
1969	2	3	
1970	4	1	
1971	2	4	
1972	4	1	
1973	7	0	
1974	3	2	
<i>(Tulane played its home games at the Superdome from 1975-2004; 2006-13)</i>			
2014	2	4	
2015	2	4	
2016	1	0	
Total	260	162	34

*Includes Sugar Bowl played at Tulane Stadium



Tulane Stadium was the home to Tulane Football from 1926 until 1974. Built on an old plantation where sugar was first granulated, the original construction cost approximately \$300,000 and was made mostly from brick and concrete. As the site of the annual Sugar Bowl, Tulane Stadium was often informally referred to as "Sugar Bowl Stadium." After its expansion in the 1940's, Tulane Stadium became the largest football stadium in the south.





Green Wave Game Notes

Alphabetical Roster

No	Player	Pos	Ht	Wt	Cl./Exp	Hometown/High School/Previous School
23	Richard Allen	NB	5-9	175	Sr.-3L	Metairie, La./John Curtis Christian
89	Kendall Ardoin	TE	6-5	245	RS-So.-1L	Ville Platte, La./Ville Platte
87	Ade Aruna	DE	6-6	265	RS-Jr.-2L	Akure, Nigeria/La Lumiere (Ind.) School
3	Sherman Badie	RB	6-0	200	RS-Jr.-2L	Metairie, La./John Curtis Christian
98	Eric Bell	DT	6-2	260	RS-Jr.-SQ	Harvey, La./West St. John
29	Jared Bertrand	RB	5-6	180	So.-WO-SQ	Covington, La./Archbishop Hannan
49	Zachary Block	P/K	6-5	190	So.-1L	Clermont, Fla./East Ridge
55	Eric Bowie	LB	6-2	225	RS-So.-1L	Monroe, La./Ouachita Parish
11	Darius Bradwell	QB	6-1	220	Fr.-HS	Tallahassee, Fla./Godby
1	Johnathan Brantley	QB	6-1	195	Fr.-HS	Houston, Texas/C.E. King
8	Devon Breaux	WR	6-0	185	RS-Sr.-3L	Donaldsonville, La./Donaldsonville
73	Leeward Brown	OG	6-4	350	RS-Fr.-RS	Miami, Fla./Miramar
36	Larry Bryant	LB	6-1	200	Fr.-HS	Kennesaw, Ga./North Cobb
41	Enrique Carrasquero	P	5-11	180	WO-So.-SQ	Metairie, La./Rummell
54	Quinlan Carroll	DE	6-2	235	RS-Jr.-2L	Belle Chasse, La./Belle Chasse
30	Tristan Cooper	WR	5-11	185	RS-Jr.-2L	Tampa, Fla./Plant
14	Glen Cuiellette	QB	6-0	215	RS-So.-SQ	Mandeville, La./Mandeville
85	Larry Dace, III	WR	5-9	170	RS-Sr.-2L	New Orleans, La./St. Augustine
39	Sam Davis	S	5-10	185	WO-So.-1L	Overland Park, Kan./Blue Valley West
51	Junior Diaz	C	6-2	300	RS-So.-1L	Miami, Fla./Miami Central
42	Andrew DiRocco	K	6-1	185	Jr.-2L	Fort Lauderdale, Fla./ University School of Nova Southeastern
65	Braynon Edwards	DT	6-1	350	RS-So.-SQ	Miami, Fla./Gulliver Prep
5	Terren Encalade	WR	6-0	195	RS-So.-1L	East Pointe a la Hache, La./Belle Chasse
60	Geron Eatherly	DS	6-0	215	Fr.-HS	San Antonio, Texas/Tom C. Clark
34	Rocky Ferony	WR	6-2	170	Fr.-HS	Cedar Park, Texas/Cedar Park
59	Sterling Fitzwater	LB	5-10	205	RS-So.-HS	Fairmont, W.V./ New Mexico Military Institute
34	Jeremie Francis	CB	5-11	180	RS-Fr.-RS	New Orleans, La./Warren Easton
6	Jarrold Franklin	S	6-0	205	RS-Jr.-2L	Baton Rouge, La./Univ. Laboratory School
7	Devin Glenn	WR	5-7	155	So.-1L	New Orleans, La./Warren Easton
96	Aaron Golub	DS	6-1	200	WO-Jr.-1L	Newton, Mass./Newton South
35	Lawrence Graham	LB	5-10	225	Fr.-HS	Lauderhill, Fla./American Heritage School
82	Reed Green	WR	6-1	185	WO-So.-SQ	Meridian, Miss./West Lauderdale
16	P.J. Hall	DB	5-11	190	Fr.-HS	Hoover, Ala./Hoover
12	Sean Harper	DB	6-1	200	Fr.-HS	Fayetteville, Ga./Fayette County
4	Will Harper	S	6-0	205	Fr.-HS	Memphis, Tenn./Sandy Creek (Ga.)
40	Zachery Harris	LB	6-0	220	RS-So.-1L	New Orleans, La./Holy Cross
45	Randy Harvey	K	6-0	195	WO-So.-1L	Destrehan, La./Destrehan
27	John Helow	CB	5-9	170	Fr.-HS	Jacksonville, Fla./Bishop Kenny
80	Andrew Hicks	WR	6-3	220	So.-1L	Belle Chasse, La./Belle Chasse
26	Dontrell Hilliard	RB	6-0	200	Jr.-2L	Baton Rouge, La./Scotlandville
10	P.J. Hurst	QB	6-2	175	WO-Fr.-QB	Pacific Palisades, Calif./Palisades Charter
44	Luke Jackson	DE	6-3	240	RS-Jr.-1L	LaPlace, La./St. Charles Catholic
11	Tre Jackson	CB	5-9	180	Fr.-HS	Baton Rouge, La./ University Laboratory School
78	Todd Jacquet	OT	6-6	315	RS-Sr.-3L	New Orleans, La./Jesuit
9	Chris Johnson	WR	6-1	195	Fr.-HS	Baton Rouge, La./Scotlandville Magnet
74	Devon Johnson	OT	6-5	315	RS-So.-1L	Amite, La./Amite
50	Tyler Johnson	OL	6-3	280	Fr.-HS	Stone Mountain, Ga./Stephenson
84	Charles Jones, II	TE	6-4	255	Jr.-2L	New Orleans, La./St. Augustine
90	Robert Kennedy	DE	6-1	265	RS-So.-1L	Belle Chasse, La./Belle Chasse
37	Thakarius Keyes	DB	6-1	185	Fr.-HS	Laurel, Miss./Laurel
72	John Leglue	OT	6-7	315	RS-So.-1L	Alexandria, La./Holy Savior Menard Central
21	Donnie Lewis, Jr.	CB	6-1	185	RS-So.-1L	Baton Rouge, La./Central
24	Eric Lewis	DB	5-11	190	Fr.-HS	LaPlace, La./St. Charles Catholic
32	Stephon Lofton	CB	6-0	185	RS-So.-1L	New Orleans, La./Miller-McCoy Academy

Numerical Roster

No	Player	Pos	Cl.
1.....	Johnathan Brantley	QB	Fr.
2.....	Nico Marley	LB	Sr.
3.....	Sherman Badie	RB	RJr.
4.....	Will Harper	S	Fr.
5.....	Terren Encalade	WR	RSo.
6.....	Jarrold Franklin	S	RJr.
7.....	Devin Glenn	WR	So.
8.....	Devon Breaux	WR	RSo.
9.....	Chris Johnson	WR	Fr.
10.....	P.J. Hurst	QB	Fr.
11.....	Darius Bradwell	QB	Fr.
12.....	Tre Jackson	CB	Fr.
13.....	Sean Harper	DB	Fr.
13.....	Brian Newman	WR	Jr.
13.....	William Townsend	LB	RJr.
14.....	Glen Cuiellette	QB	RSo.
15.....	Jacob Robertson, Jr.	WR	Fr.
16.....	P.J. Hall	DB	Fr.
17.....	Parry Nickerson	CB	RJr.
19.....	Taris Shenall	NB	So.
20.....	Chase Napoleon	DB	Fr.
21.....	Donnie Lewis, Jr.	CB	RSo.
22.....	Marshall Wadleigh	TE	Sr.
23.....	Richard Allen	NB	Sr.
24.....	Eric Lewis	DB	Fr.
25.....	Josh Rounds	RB	RSo.
26.....	Dontrell Hilliard	RB	Jr.
27.....	John Helow	CB	Fr.
28.....	Deion Rainey	DL	Fr.
29.....	Jared Bertrand	RB	So.
30.....	Tristan Cooper	WR	RJr.
31.....	Miles Strickland	RB	Fr.
32.....	Stephon Lofton	CB	RSo.
33.....	Lazedrick Thompson	RB	RSo.
34.....	Jeremie Francis	CB	RFr.
34.....	Rocky Ferony	WR	Fr.
35.....	Lawrence Graham	LB	Fr.
36.....	Larry Bryant	LB	Fr.
37.....	Thakarius Keyes	DB	Fr.
38.....	Roderic Teamer	S	So.
39.....	Sam Davis	S	So.
40.....	Zachery Harris	LB	RSo.
41.....	Enrique Carrasquero	P	So.
42.....	Andrew DiRocco	K	Jr.
43.....	Coby Neenan	K/P	Fr.
44.....	Luke Jackson	DE	RJr.
45.....	Randy Harvey	K	So.
46.....	Sergio Medina	TE	RJr.
47.....	Andrew Zuckerman	RB	Fr.
48.....	DeAndre Williams	DL	Fr.
49.....	Zachary Block	P/K	So.
50.....	Tyler Johnson	OL	Fr.
51.....	Junior Diaz	C	RSo.
52.....	Eric Thomas	LB	Sr.
53.....	Keyshawn McLeod	C	RFr.
54.....	Quinlan Carroll	DE	RJr.
55.....	Eric Bowie	LB	RSo.
56.....	Rae Juan Marbley	LB	Jr.
57.....	Peter Woullard	DE	RSo.
58.....	Brian Webb	OG	RFr.

Numerical Roster

No	Player	Pos	Cl.
59	Sterling Fitzwater	LB	RSo.
60	Geron Eatherly	DS	Fr.
63	Casey Spinelli	LB	Sr.
65	Braynon Edwards	DT	RSo.
66	Phabion Woodard	OL	Fr.
71	Jason Stewart	OL	RJr.
72	John Leglue	OT	RSo.
73	Leeward Brown	OT	RFr.
74	Devon Johnson	OT	RSo.
75	Chris Taylor	OG	Sr.
77	Tanzel Smart	DT	Sr.
78	Todd Jacquet	OT	RSr.
79	Kenneth Santa Marina	OT	RJr.
80	Andrew Hicks	WR	So.
81	D.J. Owens	WR	Fr.
82	Reed Green	WR	So.
83	Trey Scott	WR	Jr.
84	Charles Jones, II	TE	Jr.
85	Larry Dace, III	WR	RSr.
86	Darnell Mooney	WR	Fr.
87	Ade Aruna	DE	RJr.
89	Kendall Ardoin	TE	RSo.
90	Robert Kennedy	DE	RSo.
91	Eldrick Washington	DT	RJr.
92	Daren Williams	DE	Jr.
93	John Washington	DT	RFr.
94	Sean Wilson	DT	Jr.
95	Paul Staudinger	DT	Jr.
96	Aaron Golub	DS	Jr.
98	Eric Bell	DT	RJr.

Alphabetical Roster

No	Player	Pos	Ht	Wt	Cl./Exp	Hometown/High School/Previous School
56	Rae Juan Marbley	LB	6-0	240	Jr.-2L	Destrehan, La./Destrehan
2	Nico Marley	LB	5-8	200	Sr.-3L	Weston, Fla./Cypress Bay
53	Keyshawn McLeod	C	6-4	290	RS-Fr.-RS	Port Charlotte, Fla./Port Charlotte
46	Sergio Medina	TE	5-11	225	RS-Jr.-2L	Boutte, La./Hahnville
86	Darnell Mooney	WR	6-1	170	Fr.-HS	Gadsden, Ala./Gadsden City
20	Chase Napoleon	DB	5-11	200	Fr.-HS	Grand Prairie, Texas/South Grand Prairie
43	Coby Neenan	K/P	6-2	185	Fr.-HS	Dothan, Ala./Northview
13	Brian Newman	WR	5-9	180	Jr.-SQ	Houston, Texas/St. Pius X
17	Parry Nickerson	CB	6-0	175	RS-Jr.-2L	Algiers, La./West Jefferson
81	D.J. Owens	WR	5-10	195	Fr.-HS	Acworth, Ga./North Paulding
28	Deion Rainey	DL	6-2	270	Fr.-HS	Baton Rouge, La./ Southern University Lab School
15	Jacob Robertson, Jr.	WR	6-0	170	Fr.-HS	College Park, Ga./Woodward Academy
25	Josh Rounds	RB	6-0	205	RS-Sr.-3L	New Orleans, La./McMain
79	Kenneth Santa Marina	OT	6-6	325	RS-Jr.-1L	New Orleans, La./McDonogh 35
83	Trey Scott	WR	6-1	215	Jr.-2L	Powder Springs, Ga./McEachern
19	Taris Shenall	NB	6-0	185	So.-1L	Marrero, La./John Ehret
77	Tanzel Smart	DT	6-1	305	Sr.-3L	Baton Rouge, La./Scotlandville Magnet
63	Casey Spinelli	LB	5-10	192	WO-Sr.-SQ	Covington, La./St. Paul's School
95	Paul Staudinger	DT	6-6	221	WO-Jr.-SQ	Rye, N.Y./Rye
71	Jason Stewart	OG	6-5	360	RS-Jr.-2L	New Orleans, La./Warren Easton
31	Miles Strickland	RB	5-11	175	Fr.-HS	Madison, Ala./Bob Jones
75	Chris Taylor	OG	6-3	325	Sr.-3L	Baton Rouge, La./Zachary
38	Roderic Teamer	S	6-0	205	So.-1L	New Orleans, La./Brother Martin
52	Eric Thomas	LB	5-10	240	Sr.-3L	Meraux, La./John Curtis Christian School
33	Lazedrick Thompson	RB	5-10	220	RS-Sr.-3L	LaPlace, La./St. Charles Catholic
13	William Townsend	LB	6-0	230	RS-Jr.-2L	Miami, Fla./Miami Northland
22	Marshall Wadleigh	TE	5-11	205	WO-Sr.-3L	Pearl River, La./Northshore
91	Eldrick Washington	DT	6-2	280	RS-So.-2L	Harvey, La./Helen Cox
93	John Washington	DT	6-2	290	RS-Fr.-RS	West Monroe, La./West Monroe
58	Brian Webb	OG	6-2	295	RS-Fr.-RS	New Orleans, La./Miller-McCoy Academy
92	Daren Williams	DE	6-3	250	Jr.-2L	Reserve, La./East St. John
48	De'Andre Williams	DL	6-3	270	Fr.-HS	Baton Rouge, La./Scotlandville Magnet
94	Sean Wilson	DT	6-4	295	Jr.-2L	Port Sulphur, La./South Plaquemines
66	Phabion Woodard	OL	6-4	245	Fr.-HS	Indianola, Miss./Gentry
57	Peter Woullard	DE	6-3	248	RS-So.-SQ	New Orleans, La./St. Augustine
47	Andrew Zuckerman	RB	5-8	185	Fr.-HS	Potomac, Md./Winston Churchill

Pronunciation Guide

ADE ARUNA uh-DAY uh-ROON-uh
 Kendall **ARDOIN** AR-dwayn
 Sherman **BADIE** BAY-dee
 Eric **BOWIE** BOO-we
 Trey **CAMISSA** cam-EES-uh
 Glen **CUIELLETTE** coo-YET
 Junior **DIAZ** DEE-az
 Andrew **DIROCCO** de-ROK-oh
 Terren **ENCALADE** ON-cuh-lahd
GERON EATHERLY G-AIR-un Eh-THERE-ly
 Aaron **GOLUB** Gah-lub
 John **HELOW** HE-low
DONTRELL HILLIARD don-TREL HIL-yard

Todd **JACQUET** JOK-ett
 John **LEGLUE** luh-GLU
STEPHON Lofton stef-ON
RAE JUAN Marbley ray-ZHAN
THAKARIUS Keyes THACK-air-e-us
 Sergio **MEDINA** muh-DEEN-uh
 Coby **NEENAN** Knee-None
PARRY Nickerson PER-ee
 Casey **SPINELLI** spin-EL-ee
 Paul **STAUDINGER** STAW-den-jer
LAZEDRICK Thompson LUH-zed-rik
 Marshall **WADLEIGH** WAD-lee
ELDRICK Washington ELD-rick
 Peter **WOULLARD** WOOL-urd

Offensive Depth Chart Bios

QUARTERBACKS



14 • Glenn Cuiellette

6-0 • 215 • RS-So.

- Registered his first career start at Wake Forest on Sept. 1, completing 12-of-23 passes for 134 yards, including a 46-yard pass to Josh Rounds.
- Led the squad in rushing attempts (22) at Wake Forest, on

Sept. 1, gaining 54 yards on the ground.

- Rushed five times for 20 yards and completed one of two pass attempts for five yards in the 66-21 win over Southern on Sept. 10.

RUSHING	g	att	yards	td	long	avg/c	avg/g
2015	1	0	0	0	0	0.0	0.0
2016	2	27	74	0	25	2.7	37.0
TOTAL	3	27	74	0	25	2.7	24.7

PASSING	g	cmp-att-int	yards	td	long	pct	avg/p	avg/g	effic
2015	1	0-0-0	0	0	0	0.0	0.0	0.0	0.0
2016	2	13-25-1	139	0	46	52.0	5.6	69.5	90.7
TOTAL	3	13-25-1	139	0	46	52.0	5.6	46.3	90.7

TOTAL OFFENSE	g	rush	pass	total	avg/g
2015	1	0	0	0	0.0
2016	2	74	139	213	106.5
TOTAL	3	74	139	213	71.0

ALL PURPOSE	g	rush	rcv	pr	kr	ir	total	avg/g
2015	1	0	0	0	0	0	0	0.0
2016	2	74	0	0	0	0	74	37.0
TOTAL	3	74	0	0	0	0	74	24.7



11 • Darius Bradwell

6-1 • 220 • Fr.

- Made his Green Wave debut at Wake Forest on Sept. 1, playing in one series in which he rushed four times for six yards.
- Once again rushed four times vs Southern on Sept. 10,

garnering 15 yards on the ground.

RUSHING	g	att	yards	td	long	avg/c	avg/g
2016	2	8	21	0	10	2.6	10.5
TOTAL	2	8	21	0	10	2.6	10.5

TOTAL OFFENSE	g	rush	pass	total	avg/g
2016	2	21	0	21	10.5
TOTAL	2	21	0	21	10.5



1 • Johnathan Brantley

6-1 • 195 • Fr.

- Rushed the ball for 63 yards on his first play of his collegiate career vs Southern on Sept. 10.
- Finished with the most rushing yards (119 on 11 carries) and best rushing average (10.8) amongst the Wave in the 66-21 win over Southern on Sept. 10.

RUSHING	g	att	yards	td	long	avg/c	avg/g
2016	1	11	119	0	63	10.8	119.0
TOTAL	1	11	119	0	63	10.8	119.0

PASSING	g	cmp-att-int	yards	td	long	pct	avg/p	avg/g	effic
2016	1	1-4-0	7	0	7	25.0	1.8	7.0	39.7
TOTAL	1	1-4-0	7	0	7	25.0	1.8	7.0	39.7

TOTAL OFFENSE	g	rush	pass	total	avg/g
2016	1	119	7	126	126.0
TOTAL	1	119	7	126	126.0

RUNNING BACKS



3 • Sherman Badie

6-0 • 200 • RS-Jr. • 2L

- Has played in 26 games with 11 starts at running back.
- Has rushed 205 times for 1,064 yards and five touchdowns. Has also hauled in 51 catches for 392 yards and one score

and returned 20 kickoffs for 468 yards including one touchdown.

- Rushed seven times at Wake Forest on Sept. 1, for a net gain of 26 yards, with a bulk of the yardage gained from bursting out a 22-yard attempt.
- Returned a kickoff 86-yards for the touchdown vs Southern on Sept. 10, which led to Badie being named The American's Special Teams Player of the Week. The kickoff return touchdown was the first of his career and the longest return as well.

- Rushed five times for 40 yards vs Southern on Sept. 10.

RUSHING	g	att	yards	td	long	avg/c	avg/g
2014	12	121	688	3	90	5.7	57.3
2015	12	72	310	2	56	4.3	25.8
2016	2	12	66	0	22	5.5	33.0
TOTAL	26	205	1064	5	90	5.2	40.9

TOTAL OFFENSE	g	rush	pass	total	avg/g
2014	12	688	0	688	57.3
2015	12	310	0	310	25.8
2016	2	66	0	66	33.0
TOTAL	26	1064	0	1064	40.9

RECEIVING	g	rec	yards	td	long	rec/g	avg/c	avg/g
2014	12	24	108	1	13	2.0	4.5	9.0
2015	12	27	284	0	51	2.2	10.5	23.7
2016	2	0	0	0	0	0.0	0.0	0.0
TOTAL	26	51	392	1	51	2.0	7.7	15.1



33 • Lazedrick Thompson

5-11 • 220 • RS-Sr. • 3L

- Has played in 29 games with six starts at running back.
- Has 186 carries for 812 yards with seven touchdowns. Also has three receptions for 41 yards.


• Had six carries at Wake Forest on Sept. 1, resulting in 21 yards (3.5 avg). Also produced one catch for six yards.

- Earned the first multi-touchdown game of his career vs Southern on Sept. 10, recording touchdown runs of 11 and nine yards. In all, Thompson rushed four times for 28 yards on the night.

RUSHING	g	att	yards	td	long	avg/c	avg/g
2013	8	22	68	0	16	3.1	8.5
2014	11	109	533	4	48	4.9	48.5
2015	8	45	162	1	15	3.6	20.2
2016	2	10	49	2	11	4.9	24.5
TOTAL	29	186	812	7	48	4.4	28.0

TOTAL OFFENSE	g	rush	pass	total	avg/g
2013	8	68	0	68	8.5
2014	11	533	0	533	48.5
2015	8	162	0	162	20.2
2016	2	49	0	49	24.5
TOTAL	29	812	0	812	28.0

RECEIVING	g	rec	yards	td	long	rec/g	avg/c	avg/g
2013	8	1	31	0	31	0.1	31.0	3.9
2014	11	1	4	0	4	0.1	4.0	0.4
2015	8	0	0	0	0	0.0	0.0	0.0
2016	2	1	6	0	6	0.5	6.0	3.0
TOTAL	29	3	41	0	31	0.1	13.7	1.4



26 • Dontrell Hilliard

6-0 • 200 • Jr. • 2L

- Has played in 26 games with 12 starts at running back.
- Has rushed 229 times for 1,237 yards with 12 touchdowns. Also recorded 54 receptions for 519 yards and two scores, while also returning 17 kickoffs for 260 yards.
- Made the start at Wake Forest on Sept. 1, rushing seven

times for 36 yards, as his 5.1 yards per carry was the best Green Wave rushing average on the day.

- Recorded his third multi-touchdown game of his career vs Southern on Sept. 10, reaching the endzone a career high three times on his way to earning 103 yards on the ground on 10 attempts (10.3 avg).

RUSHING	g	att	yards	td	long	avg/c	avg/g
2014	12	97	452	3	45	4.7	37.7
2015	12	115	646	6	85	5.6	53.8
2016	2	17	139	3	42	8.2	69.5
TOTAL	26	229	1237	12	85	5.4	47.6

TOTAL OFFENSE	g	rush	pass	total	avg/g
2014	12	452	0	452	37.7
2015	12	646	0	646	53.8
2016	2	139	0	139	69.5
TOTAL	26	1237	0	1237	47.6

RECEIVING	g	rec	yards	td	long	rec/g	avg/c	avg/g
2014	12	30	244	1	63	2.5	8.1	20.3
2015	12	23	267	1	66	1.9	11.6	22.2
2016	2	1	8	0	8	0.5	8.0	4.0
TOTAL	26	54	519	2	66	2.1	9.6	20.0



25 • Josh Rounds

6-0 • 205 • RS-Sr. • 3L

- Has played in 37 games.
- Has rushed 113 times for 479 yards for three touchdowns to go along with his 35 receptions for 250 yards. Also recorded 29 kickoff returns for 516 yards.

• At Wake Forest on Sept. 1, Rounds' lone reception was the biggest gain of the game, catching a 46-yard pass from Cuiellette. Rounds also rushed one time for three yards.

- Recorded the first multi-touchdown game of his career with two vs Southern on Sept. 10. Also tied for the most rushing attempts (11) on his way to garnering 66 yards.

RUSHING	g	att	yards	td	long	avg/c	avg/g
2012	10	17	40	0	7	2.4	4.0
2013	13	49	163	0	20	3.3	12.5
2015	12	35	207	1	46	5.9	17.2
2016	2	12	69	2	44	5.8	34.5
TOTAL	37	113	479	3	46	4.2	12.9

TOTAL OFFENSE	g	rush	pass	total	avg/g
2012	10	40	0	40	4.0
2013	13	163	0	163	12.5
2015	12	207	0	207	17.2
2016	2	69	0	69	34.5
TOTAL	37	479	0	479	12.9

RECEIVING	g	rec	yards	td	long	rec/g	avg/c	avg/g
2012	10	14	78	0	21	1.4	5.6	7.8
2013	13	12	65	0	10	0.9	5.4	5.0
2015	12	8	61	0	16	0.7	7.6	5.1
2016	2	1	46	0	46	0.5	46.0	23.0
TOTAL	37	35	250	0	46	0.9	7.1	6.8

TIGHT ENDS (Y)



84 • Charles Jones, II

6-4 • 255 • Jr. • 2L

- Two-year letterwinner has played in 26 games with 12 starts at tight end. Owns 38 receptions for 323 yards (8.5 avg.) with six touchdowns.
- Played in both games in 2016, but has yet to receive a catch.

RECEIVING	g	rec	yards	td	long	rec/g	avg/c	avg/g
2014	12	21	192	3	31	1.8	9.1	16.0
2015	12	17	131	3	28	1.4	7.7	10.9
2016	2	0	0	0	0	0.0	0.0	0.0
TOTAL	26	38	323	6	31	1.5	8.5	12.4



22 • Marshall Wadleigh

5-11 • 205 • Sr. • 3L

- Played in 39 career games. Has rushed twice for 26 yards (13.0 avg) while returning two kickoffs for 12 yards (6.0 avg). Also owns 15 tackles (14 solo, 1 assist).

RUSHING	g	att	yards	td	long	avg/c	avg/g
2013	13	0	0	0	0	0.0	0.0
2014	12	0	0	0	0	0.0	0.0
2015	12	2	26	0	24	13.0	2.2
2016	2	0	0	0	0	0.0	0.0
TOTAL	39	2	26	0	24	13.0	0.7



89 • Kendall Ardoin

6-5 • 245 • RS-So. • 1L

- Played in 13 career games, including one start.
- Registered his first career start vs Southern on Sept. 10, reeling in one catch for seven yards.

RECEIVING	g	rec	yards	td	long	rec/g	avg/c	avg/g
2015	12	6	52	2	15	0.5	8.7	4.3
2016	1	1	7	0	7	1.0	7.0	7.0
TOTAL	13	7	59	2	15	0.5	8.4	4.5

WIDE RECEIVERS (H)



85 • Larry Dace III

5-9 • 170 • RS-Sr. • 2L

- Played in 23 games with four starts at wide receiver. Has totaled 15 receptions for 163 yards and one touchdown.
- Co-led the team with four receptions, resulting in 38 yards at Wake Forest on Sept. 1.

RECEIVING	g	rec	yards	td	long	rec/g	avg/c	avg/g
2013	1	0	0	0	0	0.0	0.0	0.0
2014	8	0	0	0	0	0.0	0.0	0.0
2015	12	11	125	1	27	0.9	11.4	10.4
2016	2	4	38	0	18	2.0	9.5	19.0
TOTAL	23	15	163	1	27	0.7	10.9	7.1



7 • Devin Glenn

5-7 • 155 • So. • 1L

- Played in nine career games, totaling 24 yards on five rushing attempts. Also has caught two passes for five yards, and returned 10 kickoffs for 197 yards (19.7 avg).

RUSHING	g	att	yards	td	long	avg/c	avg/g
2015	7	4	18	0	14	4.5	2.6
2016	2	1	6	0	6	6.0	3.0
TOTAL	9	5	24	0	14	4.8	2.7

TOTAL OFFENSE	g	rush	pass	total	avg/g
2015	7	18	0	18	2.6
2016	2	6	0	6	3.0
TOTAL	9	24	0	24	2.7

RECEIVING	g	rec	yards	td	long	rec/g	avg/c	avg/g
2015	7	2	5	0	5	0.3	2.5	0.7
2016	2	0	0	0	0	0.0	0.0	0.0
TOTAL	9	2	5	0	5	0.2	2.5	0.6

WIDE RECEIVERS (Z)



8 • Devon Breaux

6-0 • 185 • RS-Sr. • 3L

- Played in 35 games with 14 starts at wide receiver. Breaux owns 39 catches for 604 yards and five touchdowns. Also has seven kickoff returns for 153 yards.
- Became the first Tulane male track and field student-athlete to qualify for the NCAA National Championships in the post-Katrina era and also captured the 2015 AAC Championship in the Long Jump (7.45 meters).
- Reeled in one catch for 17 yards on a 4th-and-10 play at Wake Forest on Sept. 1.

RECEIVING	g	rec	yards	td	long	rec/g	avg/c	avg/g
2013	11	6	101	2	42	0.5	16.8	9.2
2014	12	7	55	0	16	0.6	7.9	4.6
2015	11	25	431	3	76	2.3	17.2	39.2
2016	2	1	17	0	17	0.5	17.0	8.5
TOTAL	36	39	604	5	76	1.1	15.5	16.8



9 • Chris Johnson

6-1 • 195 • Fr.

- Played in both games to begin the 2016 season but has yet to record a statistic.

WIDE RECEIVERS (X)



5 • Terren Encalade

6-0 • 195 • RS-So. • 1L

- Has played in 16 career games with 10 starts at wide receiver. Has hauled in 29 passes for 302 yards.
- Tied Dace for the most receptions in the opener at Wake

Forest on Sept 1 with four, equating to 19 total yards.

- Had one of two total Tulane receptions (five yards) in 66-21 win over Southern on Sept. 10.

RECEIVING	g	rec	yards	td	long	rec/g	avg/c	avg/g
2014	12	20	235	0	35	1.7	11.8	19.6
2015	2	4	43	0	20	2.0	10.8	21.5
2016	2	5	24	0	8	2.5	4.8	12.0
TOTAL	16	29	302	0	35	1.8	10.4	18.9



86 • Darnell Mooney

6-1 • 170 • Fr.

- Made appearances in both games to begin the 2016 season, but has yet to register a statistic.

LEFT TACKLES



78 • Todd Jacquet

6-6 • 315 • RS-Sr. • 3L

- Has played in 36 career games with 19 starts.
- Started in both games in 2016, extending his starting streak to 14 games.



50 • Tyler Johnson

6-3 • 280 • Fr.

- Has not played in 2016.


LEFT GUARD



75 • Chris Taylor

6-3 • 325 • Sr. • 3L

- Has played in 38 career games with 32 starts
- Started in both games in 2016, extending his starting streak to 29 straight games.



71 • Jason Stewart

6-5 • 360 • RS-Jr. • 2L

- Has played in 25 career games
- Made his 2016 debut in 66-21 win over Southern on Sept. 10.

CENTERS



51 • Junior Diaz
6-2 • 300 • RS-So. • 1L

- Has played in 14 career games with six starts.
- Started at center in both games in 2016.



53 • Keyshawn McLeod
6-4 • 290 • RS-Fr.

- Opened the fall season as back-up center.
- Made his 2016 debut in 66-21 win over Southern on Sept. 10

RIGHT GUARD



73 • Leeward Brown
6-4 • 350 • RS-Fr.

- Started in both games to start the 2016 season.



66 • Phabion Woodard
6-4 • 245 • Fr.

- Has not played in 2016.



58 • Brian Webb
6-2 • 295 • RS-Fr.

- Has not played in 2016.

RIGHT TACKLES



72 • John Leglue
6-7 • 315 • RS-So. • 1L

- Played in 14 career games, including three starts
- Started in both games to kick start the 2016 season.



79 • Kenneth Santa Marina
6-6 • 325 • RS-Jr. • 1L

- Played in eight career games.
- Played in both games in 2016.




74 • Devon Johnson
6-5 • 315 • RS-So. • 1L

- Played in 12 games.
- Made his 2016 debut in 66-21 win over Southern on Sept. 10.

Defensive Depth Chart Bios

DEFENSIVE ENDS



90 • Robert Kennedy
6-1 • 265 • RS-So. • 1L

- Played in 14 career games and made his first collegiate start in the opener at Wake Forest on Sept. 1. Has since started in both games in 2016.
- Recorded three tackles at Wake Forest on Sept. 1 (2 Solo), including an assisted tackle for loss.

TACKLES	g	ua	a	total	tfl	pd	ff	fr	blk
2015	12	4	2	6	1.0-6	0	0	0	0
2016	2	2	1	3	0.5-1	0	0	0	0
TOTAL	14	6	3	9	1.5-7	0	0	0	0

SACKS	g	ua	a	total	yards
2015	12	1	0	1.0	6
2016	2	0	0	0.0	0
TOTAL	14	1	0	1.0	6



92 • Daren Williams
6-3 • 250 • Jr. • 2L

- Has played in 22 career games with one start on the defensive line.
- Has 29 career tackles to his name.
- Recorded one tackle for a loss of two yards vs Southern on Sept. 10.

TACKLES	g	ua	a	total	tfl	pd	ff	fr	blk
2014	9	4	6	10	0.0-0	0	0	0	0
2015	11	6	12	18	2.0-17	0	0	0	0
2016	2	1	0	1	1.0-2	0	0	0	0
TOTAL	22	11	18	29	3.0-19	0	0	0	0

SACKS	g	ua	a	total	yards
2014	9	0	0	0.0	0
2015	11	0	2	1.0	15
2016	2	0	0	0.0	0
TOTAL	22	0	2	1.0	15

NOSE TACKLES



94 • Sean Wilson
6-4 • 295 • Jr. • 2L

- Has played in 24 career games, including 14 starts. Owns 60 career tackles to his name.
- Started in both games in 2016.
- Collected two tackles at Wake Forest on Sept. 1.

TACKLES	g	ua	a	total	tfl	pd	ff	fr	blk
2014	12	16	13	29	2.5-6	1	0	0	0
2015	10	21	8	29	6.0-17	1	0	0	0
2016	2	1	1	2	0.0-0	0	0	0	0
TOTAL	24	38	22	60	8.5-23	2	0	0	0

SACKS	g	ua	a	total	yards
2014	12	1	0	1.0	2
2015	10	2	0	2.0	13
2016	2	0	0	0.0	0
TOTAL	24	3	0	3.0	15



65 • Braynon Edwards
6-1 • 350 • RS-So.

- Made appearances in both games in 2016.

DEFENSIVE TACKLES



77 • Tanzel Smart

6-1 • 305 • Sr. • 3L

- Has played in 38 career games with 26 starts at defensive tackle.
- Has recorded 128 career tackles with 25 tackles for loss, five career sacks, two forces fumbles and two fumble recoveries.
- Earned the lone sack (loss of three yards) for the Wave at Wake Forest on Sept. 1, on his way to garnering four tackles, including two for a loss of six yards.
- Collected his second career fumble recovery vs Southern on Sept. 10 which resulted in a touchdown drive in the ensuing offensive series.

TACKLES	g	ua	a	total	tfl	pd	ff	fr	blk
2013	12	7	7	14	0.5-0	1	0	0	0
2014	12	21	26	47	6.5-32	1	1	0	0
2015	12	42	20	62	15.0-46	0	1	1	0
2016	2	4	1	5	3.0-7	0	0	1	0
TOTAL	38	74	54	128	25.0-85	2	2	2	0

SACKS	g	ua	a	total	yards
2013	12	0	0	0.0	0
2014	12	2	0	2.0	18
2015	12	2	0	2.0	13
2016	2	1	0	1.0	3
TOTAL	38	5	0	5.0	34

DEFENSIVE END




87 • Ade Aruna

6-6 • 265 • RS-Jr. • 2L

- Has played in 22 career games with 13 starts at defensive end.
- Possesses 45 career tackles, 7.0 tackles for loss, 5.0 sacks and three forced fumbles.
- Started in both games in 2016.
- Collected four tackles at Wake Forest on Sept. 1.
- Earned his fifth career sack vs Southern on Sept. 10, resulting in his third career forced fumble - led to a Tulane touchdown on ensuing drive.

TACKLES	g	ua	a	total	tfl	pd	ff	fr	blk
2014	8	6	1	7	1.0-4	0	1	0	0
2015	12	24	8	32	5.0-27	2	1	0	0
2016	2	3	3	6	1.0-10	0	1	0	0
TOTAL	22	33	12	45	7.0-41	2	3	0	0

SACKS	g	ua	a	total	yards
2014	8	1	0	1.0	4
2015	12	3	0	3.0	20
2016	2	1	0	1.0	10
TOTAL	22	5	0	5.0	34



91 • Eldrick Washington

6-2 • 280 • RS-Jr. • 2L

- Has played in 18 career games, including both in 2016.
- Recorded three tackles vs Southern on Sept. 10, including one tackle for a loss of three yards.

TACKLES	g	ua	a	total	tfl	pd	ff	fr	blk
2013	1	0	2	2	0.5-1	0	0	0	0
2014	9	2	0	2	1.0-10	0	0	0	0
2015	6	6	2	8	1.0-5	1	0	0	0
2016	2	2	1	3	1.0-3	0	0	0	0
TOTAL	18	10	5	15	3.5-19	1	0	0	0

SACKS	g	ua	a	total	yards
2013	1	0	0	0.0	0
2014	9	1	0	1.0	10
2015	6	1	0	1.0	5
2016	2	0	0	0.0	0
TOTAL	18	2	0	2.0	15



54 • Quinlan Carroll

6-2 • 235 • RS-Jr. • 2L

- Played in 19 career games, including both in 2016.
- Registered two tackles at Wake Forest on Sept. 1.
- Earned two more tackles vs Southern on Sept. 10, including one for a loss of one yard.

TACKLES	g	ua	a	total	tfl	pd	ff	fr	blk
2014	9	0	2	2	0.0-0	0	0	0	0
2015	8	1	0	1	0.0-0	0	0	0	0
2016	2	2	2	4	1.0-1	0	0	0	0
TOTAL	19	3	4	7	1.0-1	0	0	0	0

MIDDLE LINEBACKERS



2 • Nico Marley
5-8 • 200 • Sr. • 3L

- Has 236 career tackles (149 solo, 87 assists), including 37.5 tackles for loss, 3.5 sacks, three interceptions, five pass break-ups, three forced fumbles and four fumble recoveries across 39 games with 38 starts.

- Ranked third on the team in tackles at Wake Forest on Sept. 1, collecting five, including one tackle for a loss of two yards.
- Reeled in a first quarter interception vs Southern on Sept. 10, marking the fourth of his career. Marley has now snagged an interception in all four seasons.

INTERCEPTIONS	g	no.	yards	td	long	avg/r	avg/g
2013	13	1	30	0	30	30.0	2.3
2014	12	1	3	0	3	3.0	0.2
2015	12	1	7	0	7	7.0	0.6
2016	2	1	0	0	0	0.0	0.0
TOTAL	39	4	40	0	30	10.0	1.0

TACKLES	g	ua	a	total	tfl	pd	ff	fr	blk
2013	13	37	30	67	10.0-43	3	1	2	0
2014	12	46	36	82	13.5-43	4	1	2	0
2015	12	62	20	82	13.0-47	1	1	0	0
2016	2	7	2	9	1.0-2	1	0	0	0
TOTAL	39	152	88	240	37.5-135	9	3	4	0

SACKS	g	ua	a	total	yards
2013	13	2	0	2.0	19
2014	12	0	1	0.5	2
2015	12	1	0	1.0	12
2016	2	0	0	0.0	0
TOTAL	39	3	1	3.5	33



52 • Eric Thomas
5-10 • 240 • Sr. • 3L

- Has played in 38 career games with 15 starts at linebacker.
- Started at Wake Forest on Sept. 1, ranking second in total tackles with six.

- Recorded four total tackles (three solo) vs Southern on Sept. 10
- Season total of 10 tackles leads the Green Wave.

TACKLES	g	ua	a	total	tfl	pd	ff	fr
2013	13	3	3	6	0.5-1	0	0	0
2014	12	19	11	30	6.0-27	2	1	0
2015	11	49	18	67	7.5-36	1	1	0
2016	2	6	4	10	0.0-0	0	0	0
TOTAL	38	77	36	113	14.0-64	3	2	0

SACKS	g	ua	a	total	yards
2013	13	0	0	0.0	0
2014	12	1	0	1.0	7
2015	11	1	0	1.0	7
2016	2	0	0	0.0	0
TOTAL	38	2	0	2.0	14



56 • Rae Juan Marbley
6-0 • 240 • Jr. • 2L

- Has played in 26 career games with one start at linebacker.
- Totaled 52 career tackles along with one interception.
- Earned two tackles at Wake Forest on Sept. 1.
- Led the Wave with five solo tackles vs Southern on Sept. 10.

INTERCEPTIONS	g	no.	yards	td	long	avg/r	avg/g
2014	12	0	0	0	0	0.0	0.0
2015	12	1	31	0	31	31.0	2.6
2016	2	0	0	0	0	0.0	0.0
TOTAL	26	1	31	0	31	31.0	1.2

TACKLES	g	ua	a	total	tfl	pd	ff	fr	blk
2014	12	6	5	11	0.0-0	0	0	0	0
2015	12	29	5	34	0.0-0	1	0	0	0
2016	2	6	1	7	0.0-0	0	0	0	0
TOTAL	26	41	11	52	0.0-0	1	0	0	0

WEAKSIDE LINEBACKERS



40 • Zachery Harris

6-0 • 220 • So. • 1L

- Played in 10 career games and recorded 22 career tackles.
- Picked up his first career start vs Southern on Sept. 10, collecting four total tackles.

TACKLES	g	ua	a	total	tfl	pd	ff	fr	blk
2014	5	5	1	6	1.5-10	0	0	0	0
2015	3	8	4	12	0.0-0	0	0	0	0
2016	2	3	1	4	0.0-0	0	0	0	0
TOTAL	10	16	6	22	1.5-10	0	0	0	0



55 • Eric Bowie

6-2 • 225 • RS-So. • 1L

- Played in 13 career games, collecting 22 career tackles.
- Earned one tackle at Wake Forest on Sept. 1.
- Collected three solo tackles in 66-21 win over Southern on Sept. 10.

TACKLES	g	ua	a	total	tfl	pd	ff	fr	blk
2015	11	12	6	18	0.0-0	1	0	0	0
2016	2	4	0	4	0.0-0	0	0	0	0
TOTAL	13	16	6	22	0.0-0	1	0	0	0

NICKLE



23 • Richard Allen

5-9 • 175 • Sr. • 3L

- Has played in 27 career games including seven starts.
- Recorded five total tackles at Wake Forest on Sept. 1.
- Earned his first career forced fumble vs Southern on Sept. 10, saving a touchdown as he stripped Willie Quinn on the two-yard line as the ball rolled into the end zone resulting in a touchback.

TACKLES	g	ua	a	total	tfl	pd	ff	fr	blk
2013	13	7	2	9	0.0-0	0	0	0	0
2014	7	3	2	5	0.0-0	0	0	0	0
2015	5	16	2	18	0.0-0	4	0	1	0
2016	2	5	3	8	0.0-0	0	1	0	0
TOTAL	27	31	9	40	0.0-0	4	1	1	0



16 • P.J. Hall

5-11 • 190 • Fr.

- Played in both games to kickoff the 2016 season.

CORNERBACKS



17 • Parry Nickerson

6-0 • 175 • RS-Jr. • 2L

- Has played in 27 career games with 24 starts
- Has logged 106 total tackles (87 solo, 19 assists), 6.0 tackles for loss, two forced fumbles, two fumble recoveries - including one for a touchdown - one blocked field goal, 16 pass breakups and seven interceptions - including one returned for a touchdown.
- Set a career high of three pass break-ups at Wake Forest on Sept. 1.
- Recorded his seventh career interception vs Southern on Sept. 10, returning it 96 yards for the touchdown - which marked a career first.

INTERCEPTIONS	g	no.	yards	td	long	avg/r	avg/g
2013	1	0	0	0	0	0.0	0.0
2014	12	6	24	0	12	4.0	2.0
2015	12	0	0	0	0	0.0	0.0
2016	2	1	96	1	96	96.0	48.0
TOTAL	27	7	120	1	96	17.1	4.4

TACKLES	g	ua	a	total	tfl	pd	ff	fr	blk
2013	1	5	2	7	0.0-0	0	1	0	0
2014	12	40	11	51	2.5-4	12	0	1	0
2015	12	41	5	46	3.5-4	8	1	1	1
2016	2	1	1	2	0.0-0	4	0	0	0
TOTAL	27	87	19	106	6.0-8	24	2	2	1




37 • Thakarius Keyes

6-1 • 185 • Fr.

- Made his Green Wave debut in 66-21 win over Southern on Sept. 10, recording his first career tackle.

TACKLES	g	ua	a	total	tfl	pd	ff	fr	blk
2016	1	0	1	1	0.0-0	0	0	0	0
TOTAL	1	0	1	1	0.0-0	0	0	0	0

CORNERBACKS



21 • Donnie Lewis

6-1 • 185 • RS-So. • 1L

- Played in 13 career games with 11 starts at cornerback. Also boasts 34 career tackles.
- Netted two total tackles at Wake Forest on Sept. 1, including a 0.5 tackle for a loss of one yard.
- Earned two tackles again vs Southern on Sept. 10.

TACKLES	g	ua	a	total	tfl	pd	ff	fr	blk
2015	11	26	4	30	0.0-0	3	0	0	0
2016	2	2	2	4	0.5-1	0	0	0	0
TOTAL	13	28	6	34	0.5-1	3	0	0	0



11 • Tre Jackson

5-9 • 180 • Fr.

- Has not played in 2016.

FREE SAFETIES



6 • Jarrod Franklin
6-0 • 205 • RS-Jr. • 2L

- Has 106 career tackles (73 solo, 33 assists), including 2.5 sacks, 6.5 tackles for loss, one fumble recovery, one forced fumble, three pass break-ups and one interception in 27 career games with 16 starts.

- Led the team in tackles with seven at Wake Forest on Sept. 1.
- Recorded his first career punt block vs Southern on Sept. 10, resulting in a 3-play touchdown drive on the ensuing series. Also added one tackle to his season total.

INTERCEPTIONS	g	no.	yards	td	long	avg/r	avg/g
2013	13	1	0	0	0	0.0	0.0
2015	12	0	0	0	0	0.0	0.0
2016	2	0	0	0	0	0.0	0.0
TOTAL	27	1	0	0	0	0.0	0.0

TACKLES	g	ua	a	total	tfl	pd	ff	fr	blk
2013	13	15	9	24	1.5-8	1	1	0	0
2015	12	55	19	74	5.0-28	3	0	1	0
2016	2	3	5	8	0.0-0	0	0	0	1
TOTAL	27	73	33	106	6.5-36	4	1	1	1

SACKS	g	ua	a	total	yards
2013	13	1	0	1.0	7
2015	12	1	1	1.5	18
2016	2	0	0	0.0	0
TOTAL	27	2	1	2.5	25



4 • Will Harper
6-0 • 205 • Fr.

- Made his Green Wave debut at Wake Forest on Sept. 1, recording two tackles (1 solo, 1 assisted).
- Collected a season high four tackles vs Southern on Sept. 10.

TACKLES	g	ua	a	total	tfl	pd	ff	fr	blk
2016	2	4	2	6	0.0-0	0	0	0	0
TOTAL	2	4	2	6	0.0-0	0	0	0	0

STRONG SAFETIES



38 • Roderic Teamer
6-0 • 205 • So. • 1L

- Played in 13 career games and boasts 23 career tackles and one interception.

- Logged three solo tackles, including one tackle for a loss of two yards at Wake Forest on Sept. 1.

- Added one tackle to his season total in 66-21 win over Southern on Sept. 10.

INTERCEPTIONS	g	no.	yards	td	long	avg/r	avg/g
2015	11	1	10	0	10	10.0	0.9
2016	2	0	0	0	0	0.0	0.0
TOTAL	13	1	10	0	10	10.0	0.8

TACKLES	g	ua	a	total	tfl	pd	ff	fr	blk
2015	11	15	4	19	1.0-1	4	1	0	0
2016	2	3	1	4	1.0-2	0	0	0	0
TOTAL	13	18	5	23	2.0-3	4	1	0	0



19 • Taris Shenall
6-0 • 185 • So. • 1L

- Played in 14 career games, recording 20 career tackles and one interception.

- Earned one solo tackle at Wake Forest on Sept. 1.

- Collected a season best four tackles vs Southern on Sept. 10, including one pass break-up.

INTERCEPTIONS	g	no.	yards	td	long	avg/r	avg/g
2015	12	1	5	0	5	5.0	0.4
2016	2	0	0	0	0	0.0	0.0
TOTAL	14	1	5	0	5	5.0	0.4

TACKLES	g	ua	a	total	tfl	pd	ff	fr	blk
2015	12	12	3	15	0.0-0	2	0	0	0
2016	2	5	0	5	0.0-0	1	0	0	0
TOTAL	14	17	3	20	0.0-0	3	0	0	0

Specialists Depth Chart Bios

KICKERS



42 • Andrew DiRocco

6-1 • 185 • Jr. • 2L

- Junior is 19-of-28 (.679) in field goals while going 59-of-62 on extra point attempts (.952) for his career.
- Was the lone score in week one at Wake Forest on Sept. 1, connecting on a 41-yard field goal, which was just one yard shy of his career best. Finished 1-for-2 on the night.
- Connected on a 25-yard field goal in 66-21 win over Southern on Sept. 10.

SCORING	g	td	rush	rcv	ret	pat	2pat	fg	total	avg/g
2014	12	0	0	0	0	22	0	8	46	3.8
2015	12	0	0	0	0	29	0	9	56	4.7
2016	2	0	0	0	0	8	0	2	14	7.0
TOTAL	26	0	0	0	0	59	0	19	116	4.5


FIELD GOALS	g	made	att	long	pct
2014	12	8	15	42	53.3
2015	12	9	10	39	90.0
2016	2	2	3	41	66.7
TOTAL	26	19	28	42	67.9



45 • Randy Harvey

6-0 • 195 • So. • 1L

PUNTERS



49 • Zachary Block

6-5 • 190 • So. • 1L

- Has 52 career punts for 1,992 yards (38.3 avg.) and four punts inside the 20 in nine career games.
- Kicked 5 punts at Wake Forest on Sept. 1 for an average of 41.8, including a long of 46 yards. Also stuck two punts within the opponent's 20-yard line.

PUNTING	g	no.	yards	long	avg
2015	8	47	1783	53	37.9
2016	2	5	209	46	41.8
TOTAL	10	52	1992	53	38.3

KICKOFFS	g	no.	yards	avg
2015	8	0	0	0.0
2016	2	12	751	62.6
TOTAL	10	12	751	62.6



43 • Coby Neenan

6-2 • 185 • Fr.

DEEP SNAPPERS



60 • Geron Eatherly
6-0 • 215 • Fr.




72 • John Leglue
6-7 • 315 • RS-So. • 1L

HOLDERS



14 • Glen Cuiellette
6-0 • 215 • RS-So. • SQ




49 • Zachary Block
6-5 • 190 • So. • 1L



5 • Terren Encalade
6-0 • 195 • RS-So. • 1L

KICKOFF RETURNERS



26 • Dontrell Hilliard
6-0 • 200 • Jr. • 2L

KICK RETURNS	g	no.	yards	td	long	avg/r	avg/g
2014	12	17	260	0	28	15.3	21.7
2015	12	0	0	0	0	0.0	0.0
2016	2	0	0	0	0	0.0	0.0
TOTAL	26	17	260	0	28	15.3	10.0



3 • Sherman Badie
6-0 • 200 • RS-Jr. • 2L

KICK RETURNS	g	no.	yards	td	long	avg/r	avg/g
2014	12	0	0	0	0	0.0	0.0
2015	12	15	311	0	30	20.7	25.9
2016	2	5	157	1	86	31.4	78.5
TOTAL	26	20	468	1	86	23.4	18.0



7 • Devin Glenn
5-7 • 155 • So. • 1L

KICK RETURNS	g	no.	yards	td	long	avg/r	avg/g
2015	7	10	197	0	36	19.7	28.1
2016	2	0	0	0	0	0.0	0.0
TOTAL	9	10	197	0	36	19.7	21.9



PUNT RETURNERS



26 • Dontrell Hilliard

6-0 • 200 • Jr. • 2L

<u>PUNT RETURNS</u>	<u>g</u>	<u>no.</u>	<u>yards</u>	<u>td</u>	<u>long</u>	<u>avg/r</u>	<u>avg/g</u>
2014	12	0	0	0	0	0.0	0.0
2015	12	0	0	0	0	0.0	0.0
2016	2	2	10	0	10	5.0	5.0
TOTAL	26	2	10	0	10	5.0	0.4



85 • Larry Dace III

5-9 • 170 • RS-Sr. • 2L



5 • Terren Encalade

6-0 • 195 • RS-So. • 1L

2016 SEASON STATS



GAME RESULTS

Date	Opponent	Score	Overall	Conference	Time	Attend
Sep 01, 2016	at Wake Forest	L 3-7	0-1	0-0	2:58	24398
Sep 10, 2016	SOUTHERN	W 66-21	1-1	0-0	3:09	27179

TEAM STATISTICS

Team Statistics	TLN	OPP
SCORING	69	28
Points Per Game	34.5	14.0
FIRST DOWNS	36	23
Rushing	27	7
Passing	6	14
Penalty	3	2
RUSHING YARDAGE	583	133
Yards gained rushing	630	165
Yards lost rushing	47	32
Rushing Attempts	104	57
Average Per Rush	5.6	2.3
Average Per Game	291.5	66.5
TDs Rushing	7	1
PASSING YARDAGE	146	377
Comp-Att-Int	14-29-1	30-52-2
Average Per Pass	5.0	7.2
Average Per Catch	10.4	12.6
Average Per Game	73.0	188.5
TDs Passing	0	2
TOTAL OFFENSE	729	510
Total Plays	133	109
Average Per Play	5.5	4.7
Average Per Game	364.5	255.0
KICK RETURNS: #-Yards	5-157	8-133
PUNT RETURNS: #-Yards	3-10	2-2
INT RETURNS: #-Yards	2-96	1-28
KICK RETURN AVERAGE	31.4	16.6
PUNT RETURN AVERAGE	3.3	1.0
INT RETURN AVERAGE	48.0	28.0
FUMBLES-LOST	1-1	2-2
PENALTIES-Yards	8-65	11-107
Average Per Game	32.5	53.5
PUNTS-Yards	5-209	14-464
Average Per Punt	41.8	33.1
Net punt average	37.4	31.0

Team Statistics	TLN	OPP
KICKOFFS-Yards	13-809	6-371
Average Per Kick	62.2	61.8
Net kick average	42.4	31.5
TIME OF POSSESSION/Game	34:04	25:56
3RD-DOWN Conversions	13/30	11/28
3rd-Down Pct	43%	39%
4TH-DOWN Conversions	3/7	0/0
4th-Down Pct	43%	0%
SACKS BY-Yards	2-13	4-28
MISC YARDS	0	0
TOUCHDOWNS SCORED	9	4
FIELD GOALS-ATTEMPTS	2-3	0-0
ON-SIDE KICKS	0-0	0-0
RED-ZONE SCORES	(8-10) 80%	(2-2) 100%
RED-ZONE TOUCHDOWNS	(7-10) 70%	(2-2) 100%
PAT-ATTEMPTS	(9-9) 100%	(4-4) 100%
ATTENDANCE	27179	24398
Games/Avg Per Game	1/27179	1/24398
Neutral Site Games		0/0

Score by Quarters	1st	2nd	3rd	4th	OT	Total
Tulane	31	21	7	10	0	69
Opponents	7	7	14	0	0	28



2016 SEASON STATS

OFFENSE AND RETURN SUMMARY

Rushing	gp-gs	att	gain	loss	net	avg	td	lg	avg/g
HILLIARD, Dontrell	2-2	17	139	0	139	8.2	3	42	69.5
BRANTLEY, Johnathan	1-0	11	124	5	119	10.8	0	63	119.0
CUIELLETTE, Glen	2-2	27	112	38	74	2.7	0	25	37.0
ROUNDS, Josh	2-0	12	71	2	69	5.8	2	44	34.5
BADIE, Sherman	2-0	12	68	2	66	5.5	0	22	33.0
THOMPSON, Lazedrick	2-0	10	49	0	49	4.9	2	11	24.5
ZUCKERMAN, Andrew	1-0	4	26	0	26	6.5	0	15	26.0
BRADWELL, Darius	2-0	8	21	0	21	2.6	0	10	10.5
SCOTT, Trey	1-0	1	7	0	7	7.0	0	7	7.0
BERTRAND, Jared	1-0	1	7	0	7	7.0	0	7	7.0
GLENN, Devin	2-0	1	6	0	6	6.0	0	6	3.0
Total	2	104	630	47	583	5.6	7	63	291.5
Opponents	2	57	165	32	133	2.3	1	13	66.5

Passing	gp-gs	effic	comp-att-int	pct	yds	td	lg	avg/g
CUIELLETTE, Glen	2-2	90.70	13-25-1	52.0	139	0	46	69.5
BRANTLEY, Johnathan	1-0	39.70	1-4-0	25.0	7	0	7	7.0
Total	2	83.67	14-29-1	48.3	146	0	46	73.0
Opponents	2	123.59	30-52-2	57.7	377	2	43	188.5

Receiving	gp-gs	no.	yds	avg	td	lg	avg/g
ENCALADE, Terren	2-2	5	24	4.8	0	8	12.0
DACE, Larry	2-2	4	38	9.5	0	18	19.0
ROUNDS, Josh	2-0	1	46	46.0	0	46	23.0
BREAUX, Devon	2-2	1	17	17.0	0	17	8.5
HILLIARD, Dontrell	2-2	1	8	8.0	0	8	4.0
ARDOIN, Kendall	1-1	1	7	7.0	0	7	7.0
THOMPSON, Lazedrick	2-0	1	6	6.0	0	6	3.0
Total	2	14	146	10.4	0	46	73.0
Opponents	2	30	377	12.6	2	43	188.5

Punt Returns	no.	yds	avg	td	lg
HILLIARD, Dontrell	2	10	5.0	0	10
FRANKLIN, Jarrod	1	0	0.0	0	0
Total	3	10	3.3	0	10
Opponents	2	2	1.0	0	2

Interceptions	no.	yds	avg	td	lg
MARLEY, Nico	1	0	0.0	0	0
NICKERSON, Parry	1	96	96.0	1	96
Total	2	96	48.0	1	96
Opponents	1	28	28.0	1	28

Kick Returns	no.	yds	avg	td	lg
BADIE, Sherman	5	157	31.4	1	86
Total	5	157	31.4	1	86
Opponents	8	133	16.6	0	30

Fumble Returns	no.	yds	avg	td	lg
Total	0	0	0.0	0	0
Opponents	0	0	0.0	0	0

2016 SEASON STATS



SCORING AND KICKING SUMMARY

2016 Tulane Football Tulane Overall Individual Statistics (as of Sep 12, 2016) All games

Scoring	td	fg	PAT				dxp	saf	pts
			kick	rush	rcv	pass			
HILLIARD, Dontrell	3	-	-	-	-	-	-	-	18
DiROCCO, Andrew	-	2-3	8-8	-	-	-	-	-	14
THOMPSON, Lazedrick	2	-	-	-	-	-	-	-	12
ROUNDS, Josh	2	-	-	-	-	-	-	-	12
BADIE, Sherman	1	-	-	-	-	-	-	-	6
NICKERSON, Parry	1	-	-	-	-	-	-	-	6
HARVEY, Randy	-	-	1-1	-	-	-	-	-	1
Total	9	2-3	9-9	-	-	-	-	-	69
Opponents	4	-	4-4	-	-	-	-	-	28

Total Offense	g	plays	rush	pass	total	avg/g
CUIELLETTE, Glen	2	52	74	139	213	106.5
HILLIARD, Dontrell	2	17	139	0	139	69.5
BRANTLEY, Johnathan	1	15	119	7	126	126.0
ROUNDS, Josh	2	12	69	0	69	34.5
BADIE, Sherman	2	12	66	0	66	33.0
THOMPSON, Lazedrick	2	10	49	0	49	24.5
ZUCKERMAN, Andrew	1	4	26	0	26	26.0
BRADWELL, Darius	2	8	21	0	21	10.5
BERTRAND, Jared	1	1	7	0	7	7.0
SCOTT, Trey	1	1	7	0	7	7.0
GLENN, Devin	2	1	6	0	6	3.0
Total	2	133	583	146	729	364.5
Opponents	2	109	133	377	510	255.0

Field Goals	fg	pct.	01-19	20-29	30-39	40-49	50-99	lg	blk
DiROCCO, Andrew	2-3	66.7	0-0	1-1	0-0	1-2	0-0	41	1

FG Sequence	Tulane	Opponents
Wake Forest	(41),43	-
Southern	(25)	-

Numbers in (parentheses) indicate field goal was made.

Punting	no.	yds	avg	lg	tb	fc	i20	50+	b
BLOCK, Zachary	5	209	41.8	46	1	1	2	0	
Total	5	209	41.8	46	1	1	2	0	
Opponents	14	464	33.1	53	1	1	4	2	

Kickoffs	no.	yds	avg	tb	ob	retn	net	yd
BLOCK, Zachary	12	751	62.6	5	0			
LOGAN, Steven	1	58	58.0	0	0			
Total	13	809	62.2	5	0	16.6	42.4	2
Opponents	6	371	61.8	1	0	31.4	31.5	3



2016 SEASON STATS

ALL-PURPOSE YARDAGE

All Purpose	g	rush	rcv	pr	kr	ir	total	avg/g
BADIE, Sherma	2	66	0	0	157	0	223	111.5
HILLIARD, Dontr	2	139	8	10	0	0	157	78.5
BRANTLEY, Joh	1	119	0	0	0	0	119	119.0
ROUNDS, Josh	2	69	46	0	0	0	115	57.5
NICKERSON, P	2	0	0	0	0	96	96	48.0
CUIELLETTE, G	2	74	0	0	0	0	74	37.0
THOMPSON, La	2	49	6	0	0	0	55	27.5
DACE, Larry	2	0	38	0	0	0	38	19.0
ZUCKERMAN, A	1	26	0	0	0	0	26	26.0
ENCALADE, Ter	2	0	24	0	0	0	24	12.0
BRADWELL, Da	2	21	0	0	0	0	21	10.5
BREAUX, Devon	2	0	17	0	0	0	17	8.5
ARDOIN, Kendal	1	0	7	0	0	0	7	7.0
SCOTT, Trey	1	7	0	0	0	0	7	7.0
BERTRAND, Jar	1	7	0	0	0	0	7	7.0
GLENN, Devin	2	6	0	0	0	0	6	3.0
Total	2	583	146	10	157	96	992	496.0
Opponents	2	133	377	2	133	28	673	336.5

STARTING LINEUPS

OFFENSE

Opponent	QB	RB	TE	WR	WR	WR	LT	LG	C	RG	RT
Wake Forest	Cuiellette	Hilliard	Jones	Dace	Breaux	Encalade	Jacquet	Taylor	Diaz	Brown	Leglue
Southern	Cuillette	Hilliard	Ardoin	Dace	Breaux	Encalade	Jacquet	Taylor	Diaz	Brown	Leglue
Navy											
ULL											
UMass											
UCF											
Memphis											
Tulsa											
SMU											
Houston											
Temple											
UConn											

DEFENSE

Opponent	DE	DT	NT	DE	MLB	WLB	NKL	CB	CB	FS	SS
Duke	Kennedy	Smart	Wilson	Aruna	Thomas	Marley	Allen	Nickerson	Lewis	Franklin	Teamer
Southern	Kennedy	Smart	Wilson	Aruna	Marley	Harris	Allen	Nickerson	Lewis	Franklin	Teamer
Navy											
ULL											
UMass											
UCF											
Memphis											
Tulsa											
SMU											
Houston											
Temple											
UConn											



2016 SEASON STATS

DEFENSIVE TOTALS

##	Defensive Leaders	gp-gs	Tackles				tfl/yds	Sacks no-yds	Pass defense			Fumbles		blkd	
			ua	a	tot				int-yds	brup	qbh	rcv-yds	ff	kick	saf
52	THOMAS, Eric	2-1	6	4	10
2	MARLEY, Nico	2-2	7	2	9	1.0-2	.	1-0
23	ALLEN, Richard	2-2	5	3	8	1	.	.	.
6	FRANKLIN, Jarrod	2-2	3	5	8	1	.
56	MARBLEY, Rae Juan	2-0	6	1	7
87	ARUNA, Ade	2-2	3	3	6	1.0-10	1.0-10	1	.	.	.
4	HARPER, Will	2-0	4	2	6
19	SHENALL, Taris	2-0	5	.	5	.	.	.	1
77	SMART, Tanzel	2-2	4	1	5	3.0-7	1.0-3	.	.	.	1-0
21	LEWIS, Donnie	2-2	2	2	4	0.5-1
55	BOWIE, Eric	2-0	4	.	4
54	CARROLL, Quinlan	2-0	2	2	4	1.0-1
38	TEAMER, Roderic	2-2	3	1	4	1.0-2
40	HARRIS, Zachery	2-1	3	1	4
91	WASHINGTON, Eldrick	2-0	2	1	3	1.0-3
90	KENNEDY, Robert	2-2	2	1	3	0.5-1
17	NICKERSON, Parry	2-2	1	1	2	.	.	1-96	3
94	WILSON, Sean	2-2	1	1	2
37	KEYES, Thakarius	1-0	.	1	1
44	JACKSON, Luke	2-0	1	.	1
35	GRAHAM, Lawrence	2-0	1	.	1
7	GLENN, Devin	2-0	1	.	1
92	WILLIAMS, Daren	2-0	1	.	1	1.0-2
57	WOULLARD, Peter	2-0	1	.	1
TM	TEAM	1-0	1-0
Total		2	68	32	100	10-29	2-13	2-96	4	.	2-0	2	1	.	.
Opponents		2	90	42	132	12-47	4-28	1-28	2	4	1-0	1	1	.	.



2016 SEASON STATS

TULANE TEAM STATISTICS GAME-BY-GAME

TEAM STATISTICS

Date	Opponent	Rushing				Receiving				Passing				Kick Returns				Punt Returns				tot off		
		no.	yds	td	lg	no.	yds	td	lg	cmp	att	int	yds	td	lg	no.	yds	td	lg	no.	yds		td	lg
Sep 01	at Wake Forest	47	146	0	25	12	134	0	46	12	23	0	134	0	46	1	22	0	22	2	10	0	10	280
Sep 10	SOUTHERN	57	437	7	63	2	12	0	7	2	6	1	12	0	7	4	135	1	86	1	0	0	0	449
Tulane		104	583	7	63	14	146	0	46	14	29	1	146	0	46	5	157	1	86	3	10	0	10	729
		57	133	1	13	30	377	2	43	30	52	2	377	2	43	8	133	0	30	2	2	0	2	510

Games played: 2
 Avg per rush: 5.6
 Avg per catch: 10.4
 Pass efficiency: 83.67
 Kick ret avg: 31.4
 Punt ret avg: 3.3
 All purpose avg/game: 496.0
 Total offense avg/gm: 364.5

Date	Opponent	Tackles				Sacks no-yds	Fumble		Pass Defense			Blkd kick	PAT Attempts			saf	pts
		ua	a	total	tfl-yds		ff	fr-yds	int-yds	qbh	brup		kick	rush	rcv		
Sep 01	at Wake Forest	31	20	51	5.0-12	1.0-3	0	0-0	0-0	0	3	0	0-0	0	0	0	3
Sep 10	SOUTHERN	37	12	49	5.0-17	1.0-10	2	2-0	2-96	0	1	1	9-9	0	0	0	66
Tulane		68	32	100	10.0-29	2.0-13	2	2-0	2-96	0	4	1	9-9	0	0	0	69
		90	42	132	12.0-47	4.0-28	1	1-0	1-28	4	2	1	4-4	0	0	0	28

Date	Opponent	Punting								Field Goals			Kickoffs					
		no.	yds	avg	long	blkd	tb	fc	50+	i20	md-att	long	blkd	no.	yds	avg	tb	ob
Sep 01	at Wake Forest	5	209	41.8	46	0	1	1	0	2	1-2	41	1	2	129	64.5	1	0
Sep 10	SOUTHERN	0	0	0.0	0	0	0	0	0	0	1-1	25	0	11	680	61.8	4	0
Tulane		5	209	41.8	46	0	1	1	0	2	2-3	41	1	13	809	62.2	5	0
		14	464	33.1	53	1	1	1	2	4	0-0	0	0	6	371	61.8	1	0

2016 SEASON STATS



TULANE OPPONENT STATISTICS GAME-BY-GAME

OPPONENT STATISTICS

Date	Opponent	Rushing				Receiving				Passing				Kick Returns				Punt Returns				tot off		
		no.	yds	td	lg	no.	yds	td	lg	cmp	att	int	yds	td	lg	no.	yds	td	lg	no.	yds		td	lg
Sep 01	at Wake Forest	34	79	1	13	12	96	0	16	12	21	0	96	0	16	1	30	0	30	2	2	0	2	175
Sep 10	SOUTHERN	23	54	0	11	18	281	2	43	18	31	2	281	2	43	7	103	0	27	0	0	0	0	335
Opponents		57	133	1	13	30	377	2	43	30	52	2	377	2	43	8	133	0	30	2	2	0	2	510
		104	583	7	63	14	146	0	46	14	29	1	146	0	46	5	157	1	86	3	10	0	10	729

Games played: 2
 Avg per rush: 2.3
 Avg per catch: 12.6
 Pass efficiency: 123.59
 Kick ret avg: 16.6
 Punt ret avg: 1.0
 All purpose avg/game: 336.5
 Total offense avg/gm: 255.0

Date	Opponent	Tackles				Sacks no-yds	Fumble		Pass Defense			Blkd kick	PAT Attempts			saf	pts
		ua	a	total	tfl-yds		ff	fr-yds	int-yds	qbh	brup		kick	rush	rcv		
Sep 01	at Wake Forest	45	24	69	7.0-36	4.0-28	1	1-0	0-0	4	2	1	1-1	0	0	0	7
Sep 10	SOUTHERN	45	18	63	5.0-11	0.0-0	0	0-0	1-28	0	0	0	3-3	0	0	0	21
Opponents		90	42	132	12.0-47	4.0-28	1	1-0	1-28	4	2	1	4-4	0	0	0	28
		68	32	100	10.0-29	2.0-13	2	2-0	2-96	0	4	1	9-9	0	0	0	69

Date	Opponent	Punting								Field Goals			Kickoffs					
		no.	yds	avg	long	blkd	tb	fc	50+	i20	md-att	long	blkd	no.	yds	avg	tb	ob
Sep 01	at Wake Forest	8	322	40.2	53	0	0	1	2	4	0-0	0	0	2	128	64.0	1	0
Sep 10	SOUTHERN	6	142	23.7	38	1	1	0	0	0	0-0	0	0	4	243	60.8	0	0
Opponents		14	464	33.1	53	1	1	1	2	4	0-0	0	0	6	371	61.8	1	0
		5	209	41.8	46	0	1	1	0	2	2-3	41	1	13	809	62.2	5	0



2016 SEASON SUPERLATIVES

TEAM HIGHS

Rushes	57	vs Southern (Sep 10, 2016)
Yards Rushing	437	vs Southern (Sep 10, 2016)
Yards Per Rush	7.7	vs Southern (Sep 10, 2016)
TD Rushes	7	vs Southern (Sep 10, 2016)
Pass attempts	23	at Wake Forest (Sep 01, 2016)
Pass completions	12	at Wake Forest (Sep 01, 2016)
Yards Passing	134	at Wake Forest (Sep 01, 2016)
Yards Per Pass	5.8	at Wake Forest (Sep 01, 2016)
Total Plays	70	at Wake Forest (Sep 01, 2016)
Total Offense	449	vs Southern (Sep 10, 2016)
Yards Per Play	7.1	vs Southern (Sep 10, 2016)
Points	66	vs Southern (Sep 10, 2016)
Sacks By	1	at Wake Forest (Sep 01, 2016)
	1	vs Southern (Sep 10, 2016)
First Downs	22	vs Southern (Sep 10, 2016)
Penalties	4	at Wake Forest (Sep 01, 2016)
	4	vs Southern (Sep 10, 2016)
Penalty Yards	35	vs Southern (Sep 10, 2016)
Turnovers	1	at Wake Forest (Sep 01, 2016)
	1	vs Southern (Sep 10, 2016)
Interceptions By	2	vs Southern (Sep 10, 2016)
Punts	5	at Wake Forest (Sep 01, 2016)
Punting Avg	41.8	at Wake Forest (Sep 01, 2016)
Long Punt	46	at Wake Forest (Sep 01, 2016)
Punts inside 20	2	at Wake Forest (Sep 01, 2016)
Long Punt Return	10	at Wake Forest (Sep 01, 2016)

Rushes	22	CUIELLETTE, Glen at Wake Forest (Sep 01, 2016)
Yards Rushing	119	BRANTLEY, Johnathan vs Southern (Sep 10, 2016)
TD Rushes	3	HILLIARD, Dontrell vs Southern (Sep 10, 2016)
Long Rush	63	BRANTLEY, Johnathan vs Southern (Sep 10, 2016)
Pass attempts	23	CUIELLETTE, Glen at Wake Forest (Sep 01, 2016)
Pass completions	12	CUIELLETTE, Glen at Wake Forest (Sep 01, 2016)
Yards Passing	134	CUIELLETTE, Glen at Wake Forest (Sep 01, 2016)
Long Pass	46	CUIELLETTE, Glen at Wake Forest (Sep 01, 2016)
Receptions	4	ENCALADE, Terren at Wake Forest (Sep 01, 2016)
	4	DACE, Larry at Wake Forest (Sep 01, 2016)
Yards Receiving	46	ROUNDS, Josh at Wake Forest (Sep 01, 2016)
Long Reception	46	ROUNDS, Josh at Wake Forest (Sep 01, 2016)
Field Goals	1	DIROCCO, Andrew at Wake Forest (Sep 01, 2016)
	1	DIROCCO, Andrew vs Southern (Sep 10, 2016)
Long Field Goal	41	DIROCCO, Andrew at Wake Forest (Sep 01, 2016)
Punts	5	BLOCK, Zachary at Wake Forest (Sep 01, 2016)
Punting Avg	41.8	BLOCK, Zachary at Wake Forest (Sep 01, 2016)
Long Punt	46	BLOCK, Zachary at Wake Forest (Sep 01, 2016)
Punts inside 20	2	BLOCK, Zachary at Wake Forest (Sep 01, 2016)
Long Punt Return	10	HILLIARD, Dontrell at Wake Forest (Sep 01, 2016)
Long Kickoff Return	86	BADIE, Sherman vs Southern (Sep 10, 2016)
Tackles	7	FRANKLIN, Jarrod at Wake Forest (Sep 01, 2016)
Sacks	1.0	SMART, Tanzel at Wake Forest (Sep 01, 2016)
	1.0	ARUNA, Ade vs Southern (Sep 10, 2016)
Tackles For Loss	2.0	SMART, Tanzel at Wake Forest (Sep 01, 2016)
Interceptions	1	MARLEY, Nico vs Southern (Sep 10, 2016)
	1	NICKERSON, Parry vs Southern (Sep 10, 2016)

2016 SEASON SUPERLATIVES



OPPONENT HIGHS					
Rushes	13	L. Tillery, vs Southern (Sep 10, 2016)	Rushes	34	at Wake Forest (Sep 01, 2016)
Yards Rushing	39	L. Tillery, vs Southern (Sep 10, 2016)	Yards Rushing	79	at Wake Forest (Sep 01, 2016)
TD Rushes	1	Hinton, K, at Wake Forest (Sep 01, 2016)	Yards Per Rush	2.3	vs Southern (Sep 10, 2016)
Long Rush	13	Hinton, K, at Wake Forest (Sep 01, 2016)	TD Rushes	1	at Wake Forest (Sep 01, 2016)
Pass attempts	27	A. Howard, vs Southern (Sep 10, 2016)	Pass attempts	31	vs Southern (Sep 10, 2016)
Pass completions	16	A. Howard, vs Southern (Sep 10, 2016)	Pass completions	18	vs Southern (Sep 10, 2016)
Yards Passing	267	A. Howard, vs Southern (Sep 10, 2016)	Yards Passing	281	vs Southern (Sep 10, 2016)
TD Passes	2	A. Howard, vs Southern (Sep 10, 2016)	Yards Per Pass	9.1	vs Southern (Sep 10, 2016)
Long Pass	43	A. Howard, vs Southern (Sep 10, 2016)	TD Passes	2	vs Southern (Sep 10, 2016)
Receptions	7	W. Quinn, vs Southern (Sep 10, 2016)	Total Plays	55	at Wake Forest (Sep 01, 2016)
Yards Receiving	129	W. Quinn, vs Southern (Sep 10, 2016)	Total Offense	335	vs Southern (Sep 10, 2016)
TD Receptions	1	W. Quinn, vs Southern (Sep 10, 2016)	Yards Per Play	6.2	vs Southern (Sep 10, 2016)
	1	D. Beard, vs Southern (Sep 10, 2016)	Points	21	vs Southern (Sep 10, 2016)
Long Reception	43	Q. Monday, vs Southern (Sep 10, 2016)	Sacks By	4	at Wake Forest (Sep 01, 2016)
Punts	8	Maggio, D, at Wake Forest (Sep 01, 2016)	First Downs	13	vs Southern (Sep 10, 2016)
Punting Avg	40.2	Maggio, D, at Wake Forest (Sep 01, 2016)	Penalties	6	vs Southern (Sep 10, 2016)
Long Punt	53	Maggio, D, at Wake Forest (Sep 01, 2016)	Penalty Yards	62	vs Southern (Sep 10, 2016)
Punts inside 20	4	Maggio, D, at Wake Forest (Sep 01, 2016)	Turnovers	4	vs Southern (Sep 10, 2016)
Long Punt Return	2	Hines, T, at Wake Forest (Sep 01, 2016)	Interceptions By	1	vs Southern (Sep 10, 2016)
Long Kickoff Return	30	Claude, S, at Wake Forest (Sep 01, 2016)	Punts	8	at Wake Forest (Sep 01, 2016)
Tackles	8	Bates, J, at Wake Forest (Sep 01, 2016)	Punting Avg	40.2	at Wake Forest (Sep 01, 2016)
	8	A. Augustine, vs Southern (Sep 10, 2016)	Long Punt	53	at Wake Forest (Sep 01, 2016)
Sacks	2.0	Jackson, Jul, at Wake Forest (Sep 01, 2016)	Punts inside 20	4	at Wake Forest (Sep 01, 2016)
Tackles For Loss	2.0	Jackson, Jul, at Wake Forest (Sep 01, 2016)	Long Punt Return	2	at Wake Forest (Sep 01, 2016)
	2.0	I. Wiltz, vs Southern (Sep 10, 2016)			
Interceptions	1	D. Johnson, vs Southern (Sep 10, 2016)			



2016 GAME-BY-GAME STATS

PASSING STATS

#14 CUIELLETTE, G.	Comp	Att	Int	Pct	Yards	TD	Long	Sacked	Effic
Wake Forest	12	23	0	52.2	134	0	46	4-28	101.11
Southern	1	2	1	50.0	5	0	5	0-0	-29.00
TOTALS	13	25	1	52.0	139	0	46	4-28	90.70

#1 BRANTLEY, J.	Comp	Att	Int	Pct	Yards	TD	Long	Sacked	Effic
Southern	1	4	0	25.0	7	0	7	0-0	39.70
TOTALS	1	4	0	25.0	7	0	7	0-0	39.70

RUSHING AND RECEIVING STATS

RUSHING	No-Yds/TD	WF	SUBR
HILLIARD, D.	17-139/3	7-36/0	10-103/3
BRANTLEY, J.	11-119/0	DNP	11-119/0
CUIELLETTE, G.	27-74/0	22-54/0	5-20/0
ROUNDS, Josh	12-69/2	1-3/0	11-66/2
BADIE, Sherman	12-66/0	7-26/0	5-40/0
THOMPSON, L.	10-49/2	6-21/0	4-28/2
A. Zuckerman	4-26/0	DNP	4-26/0
BRADWELL, D.	8-21/0	4-6/0	4-15/0
SCOTT, Trey	1-7/0	DNP	1-7/0
BERTRAND, Jared	1-7/0	DNP	1-7/0
GLENN, Devin	1-6/0	-	1-6/0

RECEIVING	No-Yds/TD	WF	SUBR
ROUNDS, Josh	1-46/0	1-46/0	-
DACE, Larry	4-38/0	4-38/0	-
ENCALADE, T.	5-24/0	4-19/0	1-5/0
BREAU, Devon	1-17/0	1-17/0	-
HILLIARD, D.	1-8/0	1-8/0	-
ARDOIN, Kendall	1-7/0	DNP	1-7/0
THOMPSON, L.	1-6/0	1-6/0	-



2016 GAME-BY-GAME STATS

TACKLES

Total Tackles	UA-A	Total	WF	SUBR
THOMAS, Eric	6-4	10	3-3	3-1
MARLEY, Nico	7-2	9	4-1	3-1
ALLEN, Richard	5-3	8	3-2	2-1
FRANKLIN, J.	3-5	8	3-4	0-1
MARBLEY, R.J.	6-1	7	1-1	5-0
HARPER, Will	4-2	6	1-1	3-1
ARUNA, Ade	3-3	6	2-2	1-1
SMART, Tanzel	4-1	5	3-1	1-0
SHENALL, Taris	5-0	5	1-0	4-0
BOWIE, Eric	4-0	4	1-0	3-0
LEWIS, Donnie	2-2	4	1-1	1-1
TEAMER, R.	3-1	4	3-0	0-1
CARROLL, Q.	2-2	4	1-1	1-1
HARRIS, Zachery	3-1	4	-	3-1
WASHINGTON, E.	2-1	3	-	2-1
KENNEDY, Robert	2-1	3	2-1	-
WILSON, Sean	1-1	2	1-1	-
NICKERSON, P.	1-1	2	0-1	1-0
JACKSON, Luke	1-0	1	1-0	-
WILLIAMS, Daren	1-0	1	-	1-0
WOULLARD, Peter	1-0	1	-	1-0
GLENN, Devin	1-0	1	-	1-0
GRAHAM, L.	1-0	1	-	1-0
KEYES, T.	0-1	1	DNP	0-1

SACKS

SACKS	UA-A	Total	WF	SUBR
SMART, Tanzel	1-0	1.0	1.0-3	-
ARUNA, Ade	1-0	1.0	-	1.0-10

TACKLES FOR LOSS

TACKLES FOR LOSS	UA-A	Total	WF	SUBR
SMART, Tanzel	3-0	3.0	2.0-6	1.0-1
WASHINGTON, E.	1-0	1.0	-	1.0-3
CARROLL, Q.	1-0	1.0	-	1.0-1
ARUNA, Ade	1-0	1.0	-	1.0-10
TEAMER, R.	1-0	1.0	1.0-2	-
MARLEY, Nico	1-0	1.0	1.0-2	-
WILLIAMS, Daren	1-0	1.0	-	1.0-2
KENNEDY, Robert	0-1	0.5	0.5-1	-
LEWIS, Donnie	0-1	0.5	0.5-1	-



2016 GAME-BY-GAME STATS

PUNT/KICKOFF/FUMBLE/INTERCEPTION RETURNS

PUNT RETURNS	No-Yds	WF	SUBR
HILLIARD, D.	2-10	2-10	-
FRANKLIN, J.	1-0	-	1-0

KICK RETURNS	No-Yds	WF	SUBR
BADIE, Sherman	5-157	1-22	4-135

INT. RETURNS	No-Yds	WF	SUBR
NICKERSON, P.	1-96	-	1-96
MARLEY, Nico	1-0	-	1-0

FUMBLE RETURNS	No-Yds	WF	SUBR
-----------------------	---------------	-----------	-------------

3RD & 4TH DOWN CONVERSIONS / TIME OF POSSESSION

3rd-Down Conversions

Date	Opponent	Score	Overall	1st Qtr	2nd Qtr	3rd Qtr	4th Qtr	Overtime
Sep 01, 2016	at Wake Forest	L 3-7	8-20 40.0	0-3 0.0	2-5 40.0	3-5 60.0	3-7 42.9	
Sep 10, 2016	SOUTHERN	W 66-21	5-10 50.0	1-1 100.0	1-1 100.0	2-5 40.0	1-3 33.3	
	Tulane		13-30 43.3	1-4 25.0	3-6 50.0	5-10 50.0	4-10 40.0	0-0 0.0
	Opponents		11-28 39.3	5-9 55.6	4-9 44.4	1-5 20.0	1-5 20.0	0-0 0.0

4th-Down Conversions

Date	Opponent	Score	Overall	1st Qtr	2nd Qtr	3rd Qtr	4th Qtr	Overtime
Sep 01, 2016	at Wake Forest	L 3-7	1-4 25.0	0-0 0.0	0-1 0.0	0-0 0.0	1-3 33.3	
Sep 10, 2016	SOUTHERN	W 66-21	2-3 66.7	0-0 0.0	0-0 0.0	1-2 50.0	1-1 100.0	
	Tulane		3-7 42.9	0-0 0.0	0-1 0.0	1-2 50.0	2-4 50.0	0-0 0.0
	Opponents		0-0 0.0	0-0 0.0	0-0 0.0	0-0 0.0	0-0 0.0	0-0 0.0

Time of Possession

Date	Opponent	Score	Overall	1st Qtr	2nd Qtr	3rd Qtr	4th Qtr	Overtime
Sep 01, 2016	at Wake Forest	L 3-7	34:56	6:41	9:35	8:45	9:55	
Sep 10, 2016	SOUTHERN	W 66-21	33:12	3:42	6:22	13:02	10:06	
	Tulane	Total	68:08	10:23	15:57	21:47	20:01	0:00
		Avg.	34:04	5:11	7:58	10:53	10:00	0:00
	Opponents	Total	51:52	19:37	14:03	8:13	9:59	0:00
		Avg.	25:56	9:48	7:01	4:06	4:59	0:00

2016 GAME-BY-GAME STATS



GAME PARTICIPATION

##	PLAYER	GP-GS	WF	SUBR
23	ALLEN, Richard	2/2	START	START
89	ARDOIN, Kendall	1/1	...	START
87	ARUNA, Ade	2/2	START	START
3	BADIE, Sherman	2/-	XXX	XXX
29	BERTRAND, Jared	1/-	...	XXX
49	BLOCK, Zachary	2/-	XXX	XXX
55	BOWIE, Eric	2/-	XXX	XXX
11	BRADWELL, D.	2/-	XXX	XXX
1	BRANTLEY, J.	1/-	...	XXX
8	BREAUX, Devon	2/2	START	START
73	BROWN, Leeward	2/2	START	START
36	BRYANT, Larry	2/-	XXX	XXX
54	CARROLL, Q.	2/-	XXX	XXX
14	CUIELLETTE, G.	2/2	START	START
85	DACE, Larry	2/2	START	START
51	DIAZ, Junior	2/2	START	START
42	DiROCCO, Andrew	2/-	XXX	XXX
60	EATHERLY, Geron	2/-	XXX	XXX
65	EDWARDS, B.	2/-	XXX	XXX
5	ENCALADE, T.	2/2	START	START
6	FRANKLIN, J.	2/2	START	START
7	GLENN, Devin	2/-	XXX	XXX
35	GRAHAM, L.	2/-	XXX	XXX
82	GREEN, Reed	1/-	...	XXX
16	HALL, P.J.	2/-	XXX	XXX
12	HARPER, Sean	2/-	XXX	XXX
4	HARPER, Will	2/-	XXX	XXX
40	HARRIS, Zachery	2/1	XXX	START
45	HARVEY, Randy	1/-	...	XXX
26	HILLIARD, D.	2/2	START	START
44	JACKSON, Luke	2/-	XXX	XXX
78	JACQUET, Todd	2/2	START	START
9	JOHNSON, Chris	2/-	XXX	XXX
74	JOHNSON, Devon	1/-	...	XXX
84	JONES, Charles	2/1	START	XXX
90	KENNEDY, Robert	2/2	START	START
37	KEYES, T.	1/-	...	XXX
72	LEGLUE, John	2/2	START	START
21	LEWIS, Donnie	2/2	START	START
32	LOFTON, Stephon	1/-	...	XXX
62	LOGAN, Steven	1/-	...	XXX
56	MARBLEY, R.J.	2/-	XXX	XXX
2	MARLEY, Nico	2/2	START	START
53	McLEOD, K.	1/-	...	XXX
46	MEDINA, Sergio	1/-	...	XXX
86	MOONEY, Darnell	2/-	XXX	XXX
20	NAPOLEON, Chase	1/-	...	XXX



2016 DRIVE CHARTS

WEEK 1: AT WAKE FOREST

Team	Qtr	Drive Started			Drive Ended			Consumed	
		Spot	Time	Obtained	Spot	Time	How lost	PI - Yds	TOP
TLN	1st	T25	15:00	Kickoff	W24	10:22	*FIELD GOAL	8 - 51	4:38
TLN		T01	05:31	Punt	T09	03:28	Punt	3 - 8	2:03
TLN	2nd	T24	14:16	Kickoff	W42	08:25	Punt	11 - 34	5:51
TLN		W34	06:58	Punt	W28	04:56	Downs	4 - 6	2:02
TLN		T10	01:45	Punt	T19	00:03	Punt	3 - 9	1:42
TLN	3rd	T17	13:02	Punt	T37	08:53	Punt	8 - 20	4:09
TLN		T21	06:23	Punt	W42	03:23	Punt	6 - 37	3:00
TLN		T44	01:36	Punt	W26	11:45	Missed FG	10 - 30	4:51
TLN	4th	T14	10:17	Punt	W15	04:22	Downs	11 - 71	5:55
TLN		T36	01:35	Punt	T45	00:50	Fumble	8 - 9	0:45

Tulane	1st Qtr	2nd Qtr	3rd Qtr	4th Qtr	1st Half	2nd Half	Total
Time of possession	06:41	09:35	08:45	09:55	16:16	18:40	34:56
3rd down conversions	0-3	2-5	3-5	3-7	2-8	6-12	8-20
Average field position	T13	T33	T27	T25	T25	T26	T25
4th down conversions	0-0	0-1	0-0	1-3	0-1	1-3	1-4

WEEK 2: VS SOUTHERN

Team	Qtr	Drive Started			Drive Ended			Consumed	
		Spot	Time	Obtained	Spot	Time	How lost	PI - Yds	TOP
TLN	1st	S13	13:35	Fumble	S00	13:01	*TOUCHDOWN	2 - 13	0:34
TLN		S31	12:23	Interception	S00	10:19	*TOUCHDOWN	5 - 31	2:04
TLN		S00	06:33	Interception	S00	06:33	*TOUCHDOWN	0 - 0	0:00
TLN		S00	02:15	Kickoff	S00	02:15	*TOUCHDOWN	0 - 0	0:00
TLN		S12	00:51	Punt	S00	14:57	*TOUCHDOWN	3 - 12	0:54
TLN	2nd	T20	12:15	Punt	S00	11:06	*TOUCHDOWN	4 - 80	1:09
TLN		S49	09:04	Punt	S00	06:23	*TOUCHDOWN	4 - 49	2:41
TLN		T20	02:29	Fumble	T46	00:00	End of half	4 - 26	2:29
TLN	3rd	T17	14:50	Kickoff	T20	13:22	Interception	3 - 3	1:28
TLN		T21	13:14	Kickoff	S30	10:56	Downs	5 - 49	2:18
TLN		T24	09:43	Kickoff	S00	07:15	*TOUCHDOWN	6 - 76	2:28
TLN		T41	06:24	Punt	S08	14:50	*FIELD GOAL	14 - 51	6:34
TLN	4th	S31	13:43	Punt	S00	08:50	*TOUCHDOWN	7 - 31	4:53
TLN		T30	05:03	Punt	S25	00:00	End of half	7 - 45	5:03

Tulane	1st Qtr	2nd Qtr	3rd Qtr	4th Qtr	1st Half	2nd Half	Total
Time of possession	03:42	06:22	13:02	10:06	10:04	23:08	33:12
3rd down conversions	1-1	1-1	2-5	1-3	2-2	3-8	5-10
Average field position	S14	T30	T25	T49	S38	T33	T49
4th down conversions	0-0	0-0	1-2	1-1	0-0	2-3	2-3



2016 RED ZONE POSSESSIONS

Tulane Inside Opponent Red-Zone

Date	Opponent	Score	Times In RZ	Times Scored	Total Pts	Rush TDs	Pass TDs	FGs Made	Failed to score inside RZ						
									FGA	Down	Int	Fumb	Half	Game	
Sep 01, 2016	at Wake Forest	L 3-7	2	0	0	0	0	0	1	1	0	0	0	0	0
Sep 10, 2016	SOUTHERN	W 66-21	8	8	52	7	7	0	1	0	0	0	0	0	0
Totals			10	8	52	7	7	0	1	1	0	0	0	0	0
8 of 10 (80.0%)															

Opponents Inside Tulane Red-Zone

Date	Opponent	Score	Times In RZ	Times Scored	Total Pts	Rush TDs	Pass TDs	FGs Made	Failed to score inside RZ						
									FGA	Down	Int	Fumb	Half	Game	
Sep 01, 2016	at Wake Forest	L 3-7	1	1	7	1	1	0	0	0	0	0	0	0	0
Sep 10, 2016	SOUTHERN	W 66-21	1	1	7	1	0	1	0	0	0	0	0	0	0
Totals			2	2	14	2	1	1	0	0	0	0	0	0	0
2 of 2 (100.0%)															



2016 TURNOVERS

Tulane-Forced Turnovers

Game 1 • Wake Forest

Aquired	Ensuig Drive	Result
None		

Game 2 • Southern

Aquired	Ensuig Drive	Result
Aruna FF, Smart FR	2 plays, 13 yards, 0:34	Touchdown
Marley INT	5 plays, 31 yards, 2:04	Touchdown
Nickerson INT	Returned 96 yards	Touchdown
Allen FF	4 plays, 26 yards, 2:29	End of Half

Season Totals: 4 Forced Turnovers – 3 TDs, 0 Field Goals
0 Punts, 0 Turnovers, 1 End of Half

Opponent-Forced Turnovers

Game 1 • Wake Forest

Aquired	Ensuig Drive	Result
Jackson FF, Lewinson FR	2 plays - kneel down	End of game

Game 2 • Southern

Aquired	Ensuig Drive	Result
Johnson INT	Returned 28 yards	Touchdown

Season Totals: 2 Forced Turnovers – 1 TDs, 0 Field Goals,
0 Punts, 0 Turnovers, 1 End of Game



THE LAST TIME

THE TULANE TEAM...

Scored 90+ Points 95 vs Louisiana-Lafayette, 10/12/1912
 Scored 80+ Points 84 vs Mississippi College, 10/9/1937
 Scored 70+ Points 72 vs Louisiana-Lafayette, 10/31/1998
 Scored 60+ Points 66 vs Southern, 9/10/2016
 Scored 50+ Points 66 vs Southern, 9/10/2016
 Scored 40+ Points 66 vs Southern, 9/10/2016
 Back-To-Back 40+ Games 55 vs UAB, 10/27/2012
 47 vs Rice, 11/3/2012
 Three Straight 40+ Games 48 vs Houston, 11/21/1998
 63 vs Louisiana Tech, 11/26/1998
 41 vs BYU (Liberty Bowl), 12/31/1998
 Four Straight 40+ Games 49 at Army, 11/14/1998
 48 vs Houston, 11/21/1998
 63 vs Louisiana Tech, 11/26/1998
 41 vs BYU (Liberty Bowl), 12/31/1998
 Had 30+ First Downs 35 vs Army, 10/28/2006
 Had 25+ First Downs 25 vs Tulsa, 11/27/2015
 Had 20+ First Downs 22 vs Southern, 9/10/2016
 Allowed 10 Or Fewer 1st Downs 10 at Wake Forest, 9/1/2016
 Allowed 15 Or Fewer 1st Downs 13 vs. Southern, 9/10/2016
 Allowed 20 or Fewer 1st Downs 13 vs. Southern, 9/10/2016
 Rushed for 600+ Yards 638 vs Mississippi College, 10/9/1937
 Rushed For 500+ Yards 504 vs Clemson, 11/18/1944
 Rushed For 400+ Yards 437 vs Southern, 9/10/2016
 Rushed For 300+ Yards 437 vs Southern, 9/10/2016
 Rushed For 200+ Yards 437 vs Southern, 9/10/2016
 Allowed 25 Or Fewer Rushing Yards -35 vs UCF, 10/3/2015
 Allowed 50 Or Fewer Rushing Yards 41 vs Tulsa, 11/27/2015
 Allowed 99 Or Fewer Rushing Yards 54 vs Southern, 9/10/2016
 Passed For 400+ Yards 476 vs Rice, 11/3/2012
 Passed For 300+ Yards 343 vs Tulsa, 11/27/2015
 Passed For 250+ Yards 343 vs Tulsa, 11/27/2015
 Allowed 25 Or Fewer Passing Yards 15 vs Georgia Tech, 9/6/2014
 Allowed 50 Or Fewer Passing Yards 15 vs Georgia Tech, 9/6/2014
 Allowed 100 Or Fewer Passing Yards 96 at Wake Forest, 9/1/2016
 Allowed 150 Or Fewer Passing Yards 96 at wake Forest, 9/1/2016
 Rushed/Passed For 200+ Yards.. 205 Rush/292 Pass vs. Maine, 9/19/2015
 Had Two Players With 100+ Rushing Yards vs Southern, 9/10/2016
 Jonathan Brantley 119, Dontrell Hilliard 103
 Had Two Players With 100+ Receiving Yards vs UAB, 10/27/2012
 Ryan Grant 184/Xavier Rush 126
 Had 100+ Rusher And 100+ Receiver vs. Maine, 9/19/2015
 Dontrell Hillard 117 Rush/Sherman Badie 118 Receive
 Had 150+ Rusher And 150+ Receiver vs McNeese State, 9/26/2009
 André Anderson 199 rush/Jeremy Williams 22 rec
 Had 100+ Rusher And 300+ Passer vs Rice, 11/13/2010
 Orleans Darkwa 113 rush/Ryan Griffin 314 Pass
 Had 100+ Rusher, 100+ Receiver And 300+ Passer vs Rice, 11/13/2010
 Orleans Darkwa 113 rush/Ryan Grant 140 rec/Ryan Griffin 314 Pass
 Had Three RBs Rush for Touchdowns vs. Southern, 9/10/2016
 Dontrell Hillard (3) , Josh Rounds (2), Lazedrick Thompson (2)
 Had Three RBs Rush for 2+ Touchdowns vs. Southern, 9/10/2016
 Dontrell Hillard (3) , Josh Rounds (2), Lazedrick Thompson (2)
 Had 700+ Yards Total Offense 706 vs Louisiana-Lafayette, 10/31/1998
 Had 600+ Yards Total Offense 619 vs UAB, 10/27/2012
 Had 500+ Yards Total Offense 530 vs Tulsa, 11/27/2015
 Had 400+ Yards Total Offense 449 vs Southern 9/10/2016
 Had 350+ Yards Total Offense 449 vs Southern 9/10/2016
 Allowed 150 Or Fewer Yards Total Offense 140 vs. UConn, 11/7/2015
 Allowed 200 Or Fewer Yards Total Offense 140 vs. UConn, 11/7/2015
 Allowed 250 Or Fewer Yards Total Offense 140 vs. UConn, 11/7/2015
 Allowed 300 Or Fewer Yards Total Offense 140 vs. UConn, 11/7/2015
 Won In Overtime 36-33 (3ot) vs East Carolina, 10/12/2013
 Lost In Overtime 38-31 (2ot) at Tulsa, 8/28/2014
 Played To A Tie 10-10 vs Miami (Fla.), 11/5/1966
 Had A 90+ Yard Running Play at Tulsa, 8/28/2014
 Sherman Badie 90 yds {td}
 Had An 80+ Yard Running Play vs. Maine, 9/19/2015
 Dontrell Hilliard 85 yds {td}
 Had A 70+ Yard Running Play vs. Maine, 9/19/2015
 Dontrell Hilliard 85 yds {td}
 Had A 60+ Yard Running Play vs. Southern, 9/10/2016
 Johnathan Brantley 63 yards
 Had A 50+ Yard Running Play vs. Southern, 9/10/2016
 Johnathan Brantley 63 yards
 Had A 90+ Yard Passing Play at Army, 11/14/2015
 Teddy Veal 90 yards from Tanner Lee {td}

Had An 80+ Yard Passing Play at Army, 11/14/2015
 Teddy Veal 90 yards from Tanner Lee {td}
 Had A 70+ Yard Passing Play at Army, 11/14/2015
 Teddy Veal 90 yards from Tanner Lee {td}
 Had A 60+ Yard Passing Play vs Tulsa, 11/27/2015
 Dontrell Hilliard 66 yards from Jordy Joseph {td}
 Had A 50+ Yard Passing Play vs Tulsa, 11/27/2015
 Dontrell Hilliard 66 yards from Jordy Joseph {td}
 Had Two Drives of 90+ Yards vs. Maine, 9/19/2015
 6 Plays for 90 Yards, 12 Plays for 94 Yards
 Had 100+ Tackles 106 (37 solo/74 asst) at Houston, 9/25/2010
 Had 90+ Tackles 98 (22 solo/76 asst) at FAU, 11/2/2013
 Had 8+ Sacks 9 at SMU, 9/24/2005
 Had 7+ Sacks 7 vs UCF, 10/3/2015
 Had 15+ Tackles For Loss 15 vs East Carolina, 10/12/2013
 Had 10+ Tackles For Loss 10 at Army, 11/14/2015
 Forced 5 Fumbles vs Mississippi State, 9/13/2003
 Forced 4 Fumbles vs Jackson State, 8/29/2013
 Had 4 Fumble Recoveries vs Army, 11/16/2002
 Had 3 Fumble Recoveries at ULM, 9/28/2013
 Had 10+ Pass Break-Ups 16 at Louisiana Tech, 9/12/2013
 Had 8+ Pass Break-Ups 8 vs Tulsa 11/27/2015
 Had 5+ Interceptions 5 at Army, 9/20/2003
 Had 4+ Interceptions 4 at Houston, 10/8/2014
 Had 3+ Interceptions 3 vs UCF, 10/3/2015
 Forced 8 Total Turnovers 8 (3 FR/5 INT) at Army, 9/20/2003
 Forced 5+ Total Turnovers 5 (3 INT/2 FR) vs UCF, 10/3/2015
 Forced 4+ Total Turnovers 4 (2 INT/2 FR) vs Southern, 9/10/2016
 Scored A Safety vs UConn, 10/11/2014
 Tyler Gilbert, Royce LaFrance tackle in the endzone
 Allowed A Safety 2 at Memphis, 10/31/2015
 snap into endzone on a punt attempt, fell on by Peter Picerelli
 Intentionally grounding in endzone by Jordy Joseph
 Returned An Interception For TD vs Southern, 9/10/2016
 Parry Nickerson 96 yards
 Allowed An Interception Return For TD vs Southern, 9/10/2016
 Danny Johnson 28 yards
 Returned A Fumble For TD at Army, 11/14/2015
 Parry Nickerson, 48 yds
 Allowed A Fumble Return For TD at Houston, 11/8/2014
 Adrian McDonald recovery in the endzone
 Returned A Punt Return For TD vs. Houston, 10/17/2015
 Demarcus Ayers, 73 yds
 Allowed A Punt Return For TD at ULM, 9/28/2013
 Rashon Ceaser 88 yds



THE LAST TIME

Returned A Kickoff For TD vs Southern, 9/10/2016
Sherman Badie 86 yards

Allowed A Kickoff Return For TD vs. Duke, 9/3/2014
DeVon Edwards, 95 yds

Blocked A Punt vs Southern, 9/10/2016
Jarrod Franklin

Allowed A Blocked Punt..... at Army, 11/14/2015
Kenneth Brinson 22 yards for TD

Blocked A Punt For TD at East Carolina, 10/9/2004
Bubba Terranova block, Gabe Ratcliff recovery in endzone

Allowed A Blocked Punt For TD..... at Army, 11/14/2015
Kenneth Brinson 22 yards for TD

Blocked A Field Goal vs. UConn, 11/7/2015, Parry Nickerson

Allowed A Blocked Field Goal..... at SMU, 11/21/2015, Zach Wood

Blocked A Field Goal For TD vs North Texas, 10/5/2013
Darion Monroe block, Derrick Strozier 62 yds

Allowed A Blocked Field Goal For TD..... at SMU, 11/21/2015
Zach Wood block, RC Cox 66 yds

Blocked A PAT vs Memphis, 10/22/2011; Derrick Strozier

Allowed A Blocked PAT..... at Memphis, 10/31/2015, Jackson Dillon

Executed An On-Side Kick .. vs Tulsa, 11/3/2007; Travis Burks recovery

Allowed An On-Side Kick..... at Houston, 11/8/2014

Scored A 2-Point Conversion..... vs Army, 10/9/10; Orleans Darkwa run

Allowed A 2-Point Conversion at Tulsa, 8/28/2014
Josh Atkinson pass from Dane Evans

Returned Blocked PAT For Score..... vs Memphis, 10/25/2003
Anthony Cannon block, Jeremy Foreman return

Successfully Faked A Field Goal vs LSU, 11/23/1996
Adam Moorhead 8 yd run

Successfully Faked A Punt vs. UConn, 11/7/2015
Rob Kelley takes snap for two-yard run

Missed A PAT..... at Memphis, 10/31/2015; Andrew DiRocco

Shutout An Opponent 56-0 vs UL-Lafayette, 11/1/1997

Was Shutout 39-0 vs Ole Miss, 9/22/2012

Held Opponent Without A TD W 12-3 vs UConn, 10/11/2014

Failed To Score A TD L, 7-3 vs. UConn, 11/7/2015

Neither Team Scored A TD L 9-6 vs Penn State (Liberty Bowl),
12/22/1979

Scored Two TDs Via Interception Return at UAB, 9/17/2011
Trent Mackey 39 yds, Derrick Strozier 55 yds

Scored Two TDs Via Blocked Punt..... at LSU, 11/25/1978
Jeff Roberts and Gary Brown, both recovered in endzone

Scored Three TDs Via Return vs Southern Miss, 10/26/1996
Jeff Ligon KOR, Derrick Singleton FR & INT

Blocked Two Punts vs Southeastern Louisiana, 9/3/2011
Matthew Bailey – twice

Blocked Two Kicks..... vs Louisiana-Lafayette, 10/7/2000
Roxie Shelvin PAT, Adrian Mitchell FG

A TULANE PLAYER...

Ran For 300+ Yards 342 by Matt Forté at SMU, 10/20/2007

Ran For 250+ Yards 255 by André Anderson vs UTEP, 10/11/2008

Ran For 200+ Yards 215 by Sherman Badie at Tulsa, 8/28/2014

Ran For 150+ Yards 215 by Sherman Badie at Tulsa, 8/28/2014

Ran For 100+ Yards
..... 119 by Johnathan Brantley vs. Southern, 9/10/2016
..... 103 by Dontrell Hilliard vs Southern, 9/10/2016

Ran For 5+ TDs..... 5 by Matt Forté at Rice, 11/17/2007

Ran For 4+ TDs..... 4 by André Anderson vs McNeese State, 9/26/2009

Ran For 3+ TDs..... 3 by Dontrell Hilliard vs Southernn, 9/10/2016

Ran 40+ Times 44 by Matt Forté vs Memphis, 10/27/2007

Ran 30+ Times 36 by André Anderson vs SMU, 9/25/2008

Ran 20+ Times 22 by Glen Cuiellette, 9/1/2016

Ran For 100+ Yards In Consecutive Games Orleans Darkwa
103 at UTSA on 11/9/13, 137 vs UTEP, 11/23/2013

Ran For 200+ Yards In Consecutive Games Matt Forté In 4 Straight
From 10/6 – 10/27/2007

Completed 35+ Passes ... 36 by Ryan Griffin vs East Carolina, 11/17/12

Completed 30+ Passes 36 by Ryan Griffin at Houston, 11/24/12

Completed 25+ Passes .25 by Tanner Lee at East Carolina, 11/22/2014

Completed 20+ Passes 23 by Jordy Joseph vs Tulsa 11/27/2015

Attempted 60+ Passes 66 by Ryan Griffin at Houston, 11/24/2012

Attempted 50+ Passes 57 by Ryan Griffin vs East Carolina, 11/17/12

Attempted 40+ Passes 41 by Jordy Joseph vs Tulsa 11/27/2015

Passed For 400+ 476 by Ryan Griffin vs Rice, 11/3/2012

Passed For 350+ Yards..... 476 by Ryan Griffin vs Rice, 11/3/2012

Passed For 300+ Yards..... 343 by Jordy Joseph vs Tulsa 11/27/2015

Passed For 6+ Touchdowns 6 by Lester Ricard vs UAB, 10/23/2004

Passed For 5+ Touchdowns 5 by Ryan Griffin vs UAB, 10/27/2012

Passes For 4+ Touchdowns 4 by Jordy Joseph vs Tulsa 11/27/2015

Passed For 3+ Touchdowns 4 by Jordy Joseph vs Tulsa 11/27/2015

Caught 15+ Passes 15 by JaJuan Dawson vs Ole Miss, 10/9/1999

Caught 10+ Passes 14 by Ryan Grant vs South Alabama, 9/7/13

Had 250+ Receiving Yards 217 by Jerome McIntosh
vs Vanderbilt, 11/18/1989

Had 200+ Receiving Yards 222 by Jeremy Williams
vs McNeese State, 9/26/2009

Had 150+ Receiving Yards 187 by Ryan Grant
vs South Alabama, 9/7/13



THE LAST TIME

Caught Passes For 100+ Yards.....123 by Teddy Veal
at Army, 11/14/2015

Had 100+ Receiving Yards in Consecutive Games.....
... 4 by Ryan Grant in 2012 115 at UTEP 10/20; 184 vs UAB 10/27; 176 vs
Rice 11/3; 113 at Memphis 11/10

Caught 3+ TD Passes3 Roydell Williams vs UAB, 10/23/2004

Caught 2+ TD Passes 2 by Ryan Grant vs UTEP, 11/23/2013

Had 300+ All-Purpose Yards . 324 (139 rec/145 ret) by Jeremy Williams
vs UTEP, 11/7/2009

Had 250+ All-Purpose Yards285 (255 rush/30 rec)
by André Anderson at UTEP, 10/11/2008

Had 200+ All-Purpose Yards221 (215 rush/6 rec/0 ret)
by Sherman Badie at Tulsa, 8/28/2014

Had 450+ Yards Total Offense.....465 (-11 rush/476 pass)
by Ryan Griffin vs Rice, 11/3/2012

Had 400+ Yards Total Offense.....410 (67 rush/343 pass)
by Jordy Joseph vs Tulsa 11/27/2015

Had 350+ Yards Total Offense.....410 (67 rush/343 pass)
by Jordy Joseph vs Tulsa 11/27/2015

Scored 5+ Total TDs.....5 (all rush)

Scored 4+ Total TDs.....4 (all rush)
by André Anderson vs McNeese State, 9/27/2009

Scored 3+ Total TDs.....3 (all rush)
by Dontrell Hilliard vs Southern, 9/10/2016

Scored Rushing & Receiving TD.....Dontrell Hilliard (1 rush/1 rec)
at Houston, 11/8/2014

Threw TD Pass & Scored Rushing TD.....Ryan Griffin (3 pass/1 rush)
vs UTEP, 11/7/2009

Scored 2 TD Via Interception ReturnErnest Crouch vs SMU, 10/27/1945

Scored 2 Total Defensive TDs.....Derrick Singleton (FR/INT)
vs Southern Miss, 10/26/1996

Had 20+ Tackles22 (15 solo/7 asst) by Jerry Phillips
at Army, 11/14/1998

Had 15+ Tackles15 (13 solo/2 asst) by Nico Marley
at Duke, 9/3/2015

Had 10+ Tackles11 (8 solo, 3 assists) by Darion Monroe
10 (7 solo, 3 assists) by Nico Marley vs UConn, 11/7/2015

Had 3+ Sacks3.0 by Royce LaFrance vs UCF, 10/3/2015

Had 2+ Sacks3.0 by Royce LaFrance vs UCF, 10/3/2015

Had 4+ TFL.....4.0 by Royce LaFrance vs UCF, 10/3/2015

Had 3+ TFL.....3.0 by Corey Redwine at Army, 11/14/2015

Had 3+ Interceptions 4 by Jimmy Glisson vs Virginia, 11/19/1949

Had 2+ Interceptions 2 by Parry Nickerson at Houston, 11/8/2014

Had 4+ Pass Break-Ups..4 by Sam Scofield at Louisiana Tech, 9/12/13

Had 3+ Pass Break-Ups... 3 by Parry Nickerson at Wake Forest, 9/1/16

Made 5+ Field Goals 5 by Cairo Santos vs East Carolina, 10/12/13

Made 4+ Field Goals 5 by Cairo Santos vs East Carolina, 10/12/13

Made 3+ Field Goals 5 by Cairo Santos vs East Carolina, 10/12/13

Had A 50+Yard Field Goal56 by Cairo Santos at ULM, 9/28/13

Had An 80+ Yard Punt83 by Casey Roussel vs East Carolina,
10/23/1999

Had A 70+ Yard Punt 70 by Peter Picerelli at Tulsa, 9/8/2012

Had A 60+ Yard Punt61 by Peter Picerelli at UCF, 10/18/2014

AN OPPOSING TEAM...

Scored 70+ Points 73 vs Houston, 11/10/11

Scored 60+ Points65 at Georgia Tech, 9/12/2015

Scored 50+ Points65 at Georgia Tech, 9/12/2015

Scored 40+ Points 49 at Temple, 10/10/2015

Had 30+ First Downs 32 at Memphis, 10/31/2015

Had 25+ First Downs32 at Memphis, 10/31/2015

Had 20+ First Downs20 vs Tulsa 11/27/2015

Allowed 10 Or Fewer 1st Downs 9 vs. UConn, 11/7/2015

Allowed 15 Or Fewer 1st Downs14 at Wake Forest, 9/1/2016

Allowed 20 or Fewer 1st Downs14 at Wake Forest, 9/1/2016

Rushed For 500+ Yards..... 519 at SMU, 9/11/1982

Rushed For 400+ Yards.....439 at Georgia Tech, 9/12/2015

Rushed For 300+ Yards..... 323 at SMU, 11/21/2015

Rushed For 200+ Yards.....323 at SMU, 11/21/2015

Allowed 25 Or Fewer Rushing Yards..... 8 at Temple, 10/10/2015

Allowed 50 Or Fewer Rushing Yards..... 34 vs. UConn, 11/7/2015

Allowed 99 Or Fewer Rushing Yards..... 34 vs. UConn, 11/7/2015

Passed For 400+ Yards 438 at Tulsa, 8/28/2014

Passed For 300+ Yards367 vs Tulsa 11/27/2015

Allowed 50 Or Fewer Passing Yards12 vs Southern, 9/10/2016

Allowed 100 Or Fewer Passing Yards12 vs Southern, 9/10/2016

Allowed 150 Or Fewer Passing Yards12 vs Southern, 9/10/2016

Rushed/Passed For 200+ Yards.....
vs. Houston, 10/17/2015(239 Rush/222 Pass)

Had Two Players With 100+ Rushing Yards..... at SMU, 11/21/2015
Matt Davis 156/Xavier Jones 117

Had Three Players With 100+ Rushing Yardsvs BYU, 8/25/2001
Luke Staley 142/Brandon Doman 115/Brian McDonald 103

Had Two Players With 100+ Receiving Yards vs UCF, 10/3/2015
D'erren Wilson 114/Chris Johnson 113

Had Three Players With 100+ Receiving Yardsvs Louisville, 10/17/1998
Lavell Boyd 146/Arnold Jackson 132/Charles Sheffield 103

Had 100+ Rusher And 100+ Receiver.....at Houston, 11/24/2012
Ryan Jackson 129 rush/Dewayne Peace 101 rec

Had 150+ Rusher And 150+ Receiver..... vs SMU, 10/30/2010
Zach Line 177 rush/Aldrick Robinson 182 rec

Had 100+ Rusher And 300+ Passer.....at Houston, 11/24/2012
Ryan Jackson 129 rush/Crawford Jones 368 pass

Had 100+ Rusher, 100+ Receiver
And 300+ Passer.....at Houston, 11/24/2012
Ryan Jackson 129 rush/Dewayne Peace 101 rec/
Crawford Jones 368 pass

Had 700+ Yards Total Offense..... 735 vs Houston, 11/10/2011

Had 600+ Yards Total Offense.....622 vs UAB, 10/27/2012

Had 500+ Yards Total Offense..... 518 at SMU, 11/21/2015

Had 400+ Yards Total Offense.....408 vs Tulsa 11/27/2015

Had 350+ Yards Total Offense.....408 vs Tulsa 11/27/2015

Allowed 150 Or Fewer Yards Total Offense... 140 vs. UConn, 11/7/2015

Allowed 200 Or Fewer Yards Total Offense... 140 vs. UConn, 11/7/2015

Allowed 250 Or Fewer Yards Total Offense... 140 vs. UConn, 11/7/2015

Allowed 300 Or Fewer Yards Total Offense.....280 at Wake Forest,
9/1/2016



THE LAST TIME

Had A 90+ Yard Running Play at Rutgers, 10/2/2010
Mohamed Sanu 91 yds {td}

Had An 80+ Yard Running Play at Rutgers, 10/2/2010
Mohamed Sanu 91 yds {td}

Had A 70+ Yard Running Play vs Houston, 11/24/2012
Ryan Jakcson 72 yds {td}

Had A 60+ Yard Running Play at SMU, 11/21/2015
Matt Davis, 65 yds

Had A 50+ Yard Running Play at SMU, 11/21/2015
Matt Davis, 65 yds

Had A 90+ Yard Passing Play at Rutgers, 9/27/2014
Andrew Turzilli 93 yds from Gary Nova {td}

Had An 80+ Yard Passing Play at Rutgers, 9/27/2014
Andrew Turzilli 93 yds from Gary Nova {td}

Had A 70+ Yard Passing Play vs Temple, 12/6/2014
Jahad Thomas 75 yds from P.J. Walker

Had A 60+ Yard Passing Play vs UCF, 10/3/2015
Chris Johnson 62 yds from Bo Schneider

Had A 50+ Yard Passing Play vs UCF, 10/3/2015
Chris Johnson 62 yds from Bo Schneider

Had 100+ Tackles 109 (41 solo/68 asst) at Duke, 9/20/2014

Had 90+ Tackles 109 (41 solo/68 asst) at Duke, 9/20/2014

Had 8+ Sacks 8 at Tulsa, 9/8/2012

Had 7+ Sacks 8 at Tulsa, 9/8/2012

Had 15+ Tackles For Loss 15 at TCU, 11/9/2002

Had 10+ Tackles For Loss 11 at Louisiana Tech, 9/12/13

Forced 5+ Fumbles 6 at Southern Miss, 10/24/2009

Forced 4+ Fumbles 4 vs Army, 10/9/2010

Had 4 Fumble Recoveries at Houston, 9/7/2002

Had 3 Fumble Recoveries at Louisiana Tech, 9/12/2013

Had 10+ Pass Break-Ups 13 at Houston, 11/24/2012

Had 8+ Pass Break-Ups 8 vs Temple, 12/6/2014

Had 5+ Interceptions 5 at Navy, 11/13/1999

Had 4+ Interceptions 4 at Duke, 9/20/2014

Had 3+ Interceptions 3 vs Memphis, 11/15/2014

Forced 5+ Total Turnovers 5 (3 INT, 2 FR) vs Memphis, 11/15/2014

Forced 4+ Total Turnovers 5 (3 INT, 2 FR) vs Memphis, 11/15/2014

Scored Two Defensive TDs vs Tulsa 11/27/2015
Craig Suits (Int. 28 yards), Kolton Shindelar (Int. 66 yards)

Scored Two TDs Via Interception Return vs Tulsa 11/27/2015
Craig Suits (28 yards), Kolton Shindelar (66 yards)

Scored Two TDs Via Punt Return vs Houston, 11/10/2011
(Patrick Edwards, Damian Payne)

Blocked Two Punts at Syracuse, 9/21/2013
(Durell Eskridge, Erik Crume)

Blocked Two Kicks vs Army, 10/28/2006
(Tony Fusco 2 PATs, Victor Ugenyi PAT)

Recorded two safeties at Memphis, 10/31/2015

AN OPPOSING PLAYER...

Ran For 300+ Yards 323 by Tarrion Adams of Tulsa, 11/22/2008

Ran For 250+ Yards 323 by Tarrion Adams of Tulsa, 11/22/2008

Ran For 200+ Yards 207 by Charles Sims of Houston, 11/10/2011

Ran For 150+ Yards 156 by Matt Davis of SMU, 11/21/2015

Ran For 100+ Yards 156 by Matt Davis/121 by Xavier Jones of SMU, 11/21/2015

Ran For 5+ TDs 5 by Tony Jefferey of TCU, 9/13/1986

Ran For 4+ TDs 4 by Bryce Beall of Houston, 9/25/2010

Ran For 3+ TDs 3 Xavier Jones of SMU, 11/21/2015

Ran For 2+ TDs 3 by Greg Ward Jr. of Houston, 10/17/2015

Ran 40+ Times 44 by Chris McCoy of Navy, 11/16/1996

Ran 30+ Times 34 by Donald Buckram of UTEP, 11/7/2009

Ran 20+ Times 20 by Ahmad Bradshaw of Army, 11/14/2015

Completed 40+ Passes 41 by Shane Carden of East Carolina, 10/12/2013

Completed 35+ Passes 41 by Shane Carden of East Carolina, 10/12/2013

Completed 30+ Passes 32 by Dane Evans of Tulsa 11/27/2015

Completed 25+ Passes 32 by Dane Evans of Tulsa 11/27/2015

Completed 20+ Passes 32 by Dane Evans of Tulsa 11/27/2015

Attempted 50+ Passes 53 by Dane Evans of Tulsa, 8/28/2014

Attempted 40+ Passes 42 by Paxton Lynch of Memphis, 10/31/2015

Passed For 450+ Yards 480 by Shane Carden of East Carolina, 10/12/13

Passed For 400+ Yards 438 by Dane Evans of Tulsa, 8/28/2014

Passed For 350+ Yards 367 by Dane Evans of Tulsa 11/27/2015

Passed For 300+ Yards 367 by Dane Evans of Tulsa 11/27/2015

Passes For 4+ Touchdowns 4 by Gary Nova of Rutgers, 9/27/2014

Passed For 3+ Touchdowns 3 by Dane Evans of Tulsa 11/27/2015

Caught 15+ Passes 15 by Keyarris Garrett of Tulsa 11/27/2015

Caught 10+ Passes 15 by Keyarris Garrett of Tulsa 11/27/2015

Had 250+ Yards Receiving 253 by Roddy White of UAB, 10/23/2004

Had 200+ Yards Receiving 216 by Keyarris Garrett of Tulsa 11/27/2015

Had 150+ Yards Receiving 216 by Keyarris Garrett of Tulsa 11/27/2015

Had 100+ Yards Receiving . 129 by Willie Quinn of Southern, 9/10/2016

Caught 3+ TD Passes 3 by Chris Johnson of UCF, 10/3/2015

Caught 2+ TD Passes 3 by Leonte Carroo of Rutgers, 9/27/2014

Had 300+ All-Purpose Yards
..... 343 (234 rush/109 rec) by Donald Buckram of UTEP, 11/7/2009

Had 250+ All-Purpose Yards 269 (36 rush/233 rec/0 ret)
by Keevan Lucas of Tulsa, 8/28/2014

Had 200+ All-Purpose Yards 216 (216 Rcv.)
by Keyarris Garrett of Tulsa 11/27/2015

Had 450+ Yards Total Offense 455 (480 pass/-25 rush)
by Shane Carden of East Carolina, 10/12/13



THE LAST TIME

Had 400+ Yards Total Offense.....401 (342 pass/59 rush)
by Greg Ward, Jr., of Houston, 11/8/2014

Had 350+ Yards Total Offense.....358 (367 pass/-9 rush)
by Dane Evans of Tulsa 11/27/2015

Scored 5+ Total TDs..... 5 (all rush) by Tony Jeffery of TCU, 9/13/1986

Scored 4+ Total TDs4 (3 rec/1 punt)
by Patrick Edwards of Houston, 11/10/2011

Scored 3+ Total TDs 3 (all rush) Xavier Jones of SMU, 11/21/2015

Scored Rushing & Receiving TDJahad Thomas (1 rush/1 rec)
of Temple, 10/10/2015

Threw TD Pass & Scored Rushing TDAhmad Bradshaw
(2 Pass, 1 Rush) of Army, 11/14/2015

Had 100+ Yds Rushing & Receiving
Donald Buckram (234 rush/109 rec) of UTEP, 11/7/2009

Had 100+ Yds Rushing & Passing
Derrick Fourroux (102 rush/221 pass) of McNeese State, 9/26/2009)

Had 2 TD Via Interception Return Richard Lewis of Georgia Tech,
10/24/1970

Had 20+ Tackles24 (16 solo/8 asst) by Marvin Burdette of UAB,
10/27/2012

Had 15+ Tackles 16 (13 solo/3 asst) by Tyler Matakevich of Temple,
12/6/2014

Had 10+ Tackles 10 (8 solo/2 asst) by Michael Mudoh of Tulsa
11/27/2015

Had 3+ Sacks 3.0 by J.Cornell of Ole Miss, 9/11/2010

Had 2+ Sacks 2.0 by Trevon Stewart of Houston, 10/17/2015

Had 5+ Tackles For Loss5.0 by Dewayne White of Louisville, 11/3/2001

Had 4+ Tackles For Loss..... 4.5 by D.Thornton of Marshall, 10/29/2005

Had 3+ Tackles For Loss..3.5 by Graham Stewart of UConn, 11/7/2015

Had 3+ Interceptions3 by D'Joun Smith of FAU, 11/2/13

Had 2+ Interceptions 2 by I sah Corbett of SE Louisiana, 9/13/2014

Had 4+ Pass Break-Ups.....5 by Everett Daniels of Houston, 11/24/2012

Had 3 Pass Break-Ups 3 by Tavon Young of Temple, 12/6/2014

Made 5+ Field Goals5 by Brian Lee of Ole Miss, 8/31/1991

Made 4+ Field Goals 4 by Warren Harvey of East Carolina, 10/12/13

Made 3+ Field Goals 3 by Jake Elliott of Memphis, 10/31/2015

Made A 50+Yard Field Goal..... 52 by Chase Hover of SMU, 10/13/2012

Had A 70+ Yard Punt71 by Kody Bliss of Auburn, 10/21/2006

Had A 60+ Yard Punt65 James De Martin of Maine, 9/19/2015



2016 GAME RECAPS

Game 1 • Tulane 3 - Wake Forest 7

BB&T Field • Winston-Salem, N.C.

Sept. 1 • 24,398 Attendance

The Willie Fritz era kicked off on Thursday night for Tulane football (0-1), but the home team, Wake Forest (1-0), spoiled the debut as the Green Wave fell just short in a 7-3 battle at BB&T Field. The Olive and Blue struck on their opening drive, claiming a 3-0 lead, but the Demon Deacons retaliated by beginning the second quarter with a 12-play, 53-yard drive that resulted in the lone touchdown of the game and the final 7-3 score.

"It was very disappointing," Fritz stated. "We had a few passing situations, and obviously that is not our strength. We had a tough time protecting tonight and it was a four-man rush most of the time. The whole last series was a two or three-man rush. It was just a lot of guys playing their first ball game. Everybody has to do their job, and someone has to make a play."

Tulane's opening drive went eight plays, 51 yards in four-and-a-half minutes, resulting in an Andrew DiRocco 41-yard field goal for the game's initial score. However, Wake Forest's Kendall Hinton punched in a one-yard touchdown run with 14:16 left in the first half, marking the final score of the game.

The Wave ground game and defensive effort pushed Tulane into opponent territory twice in the second quarter, but one drive was stalled by back-to-back penalties, while the second was halted on a four-and-out on Wake's 28-yard line.

The defensive battle waged on in the second half as only 110 total yards were accumulated by both squads in the third quarter. With Tulane still trailing 7-3 midway through the fourth quarter, and facing a 3rd-and-22, quarterback Glen Cuiellette connected with Josh Rounds on a 46-yard pass that moved the ball to Wake's 32-yard line. Later facing a 4th-and-3 on Wake's 16, Cuiellette's rush attempt fell short, losing two yards on the play, resulting in a turnover-on-downs with 4:22 remaining.

However, Tulane's defense delivered once more, halting the Demon Deacons after six plays to get the ball back on their own 36-yard line with 1:35 remaining. On a 4th-and-10, Cuiellette connected with Devon Breaux on a 17-yard catch out-of-bounds on Wake's 47-yard line. Yet three plays later, Tulane couldn't convert on another fourth down, turning the ball over and thus closing out the game.

Score by Quarters	1	2	3	4	Total
Tulane	3	0	0	0	3
Wake Forest	0	7	0	0	7

Qtr Time Scoring play

1st 10:22 TLN - DiROCCO, Andrew 41 yd field goal, 8-51 4:38
 2nd 14:16 WF - Hinton, K 1 yd run (Weaver, M kick), 12-53 4:12

	TLN	WF
FIRST DOWNS	14	10
RUSHES-YARDS (NET)	47-146	34-79
PASSING YDS (NET)	134	96
Passes Att-Comp-Int	23-12-0	21-12-0
TOTAL OFFENSE PLAYS-YARDS	70-280	55-175
Fumble Returns-Yards	0-0	0-0
Punt Returns-Yards	2-10	2-2
Kickoff Returns-Yards	1-22	1-30
Interception Returns-Yards	0-0	0-0
Punts (Number-Avg)	5-41.8	8-40.2
Fumbles-Lost	1-1	0-0
Penalties-Yards	4-30	5-45
Possession Time	34:56	25:04
Third-Down Conversions	8 of 20	7 of 15
Fourth-Down Conversions	1 of 4	0 of 0
Red-Zone Scores-Chances	0-2	1-1
Sacks By: Number-Yards	1-3	4-28

RUSHING: Tulane-CUIELLETTE, Glen 22-54; HILLIARD, Dontrell 7-36; BADIE, Sherman 7-26; THOMPSON, Lazedrick 6-21; BRADWELL, Darius 4-6; ROUNDS, Josh 1-3. Wake Forest-Hinton, K 8-24; Colburn, M 11-23; Carney, C 7-21; Wolford, J 5-15; TEAM 3-minus 4.

PASSING: Tulane-CUIELLETTE, Glen 12-23-0-134. Wake Forest-Wolford, J 9-17-0-79; Hinton, K 3-4-0-17.

RECEIVING: Tulane-DACE, Larry 4-38; ENCALADE, Terren 4-19; ROUNDS, Josh 1-46; BREAUX, Devon 1-1 HILLIARD, Dontrell 1-8; THOMPSON, Lazedrick 1-6. Wake Forest-Serigne, C 3-15; Colburn, M 2-29; Bachman, A 2-17; Wade, C 2-14; Carney, C 2-13; Washington, S 1-8.

INTERCEPTIONS: Tulane-None. Wake Forest-None.

FUMBLES: Tulane-CUIELLETTE, Glen 1-1. Wake Forest-None.

Game 2 • Southern 21 - Tulane 66

Yulman Stadium • New Orleans

Sept. 10 • 27,179

Tulane football (1-1) shone a spotlight of all three phases of its squad in Saturday's home opener, as the Green Wave rolled to a 66-21 victory over Southern University (0-2). Offensively, the Wave rushed for 437 yards, most since 1973 and third most in school history, and punched in seven rushing touchdowns on the night - three from Dontrell Hilliard and two each from Josh Rounds and Lazedrick Thompson. Meanwhile, Tulane's defense and special teams reeled in two interceptions, including one for a touchdown, and returned an 86-yard kickoff for a touchdown as well.

Tulane's first five touchdowns were either set up or scored by the Green Wave's defense or special teams. Ade Aruna's fourth career sack coupled with Taniel Smart's second career fumble recovery set up a five-yard Hilliard touchdown run. Then Nico Marley's fourth career interception resulted in Hilliard's second scoring run of the game.

Parry Nickerson then flashed his defensive prowess at the 6:33 mark in the first quarter, returning an interception 96 yards for the touchdown. After Southern got its first score of the game at the 2:28 mark via a 20-yard touchdown reception to Dillon Beard, it was Sherman Badies' turn to display his speed with an 86-yard kickoff return for a touchdown.

Tulane's impressive first quarter showing wasn't done there, as Jarrod Franklin notched a punt block with 51 seconds remaining, eventually leading to a one-yard Josh Rounds touchdown run just three plays later to begin the second quarter. Rounds and Thompson each added a touchdown on the ground later in the second quarter, extending Tulane's lead to 49-7 at the mid-way point.

Thompson and Hilliard each tacked on one more rushing touchdown in the second half, as the latter achieved his third of the game which marked a career best. Finally, add in an Andrew DiRocco fourth quarter 25-yard field goal and Tulane's 66 total points were the most scored since the Olive and Blue recorded 63 vs Louisiana Tech on Nov. 26, 1998.

Score by Quarters	1	2	3	4	Total
Southern	7	0	14	0	21
Tulane	28	21	7	10	66

Qtr Time Scoring play

1st 13:01 TLN - HILLIARD, Dontrell 5 yd run (DiROCCO, Andrew kick), 2-13 0:34
 10:19 TLN - HILLIARD, Dontrell 1 yd run (DiROCCO, Andrew kick), 5-31 2:04
 06:33 TLN - NICKERSON, Parry 96 yd interception return (DiROCCO, Andrew kick)
 02:28 SUBR - D. Beard 20 yd pass from A. Howard (R. Albuquerque kick), 9-75 4:05
 02:15 TLN - BADIE, Sherman 86 yd kickoff return (DiROCCO, Andrew kick)
 2nd 14:57 TLN - ROUNDS, Josh 1 yd run (DiROCCO, Andrew kick), 3-12 0:54
 11:06 TLN - THOMPSON, Lazedrick 11 yd run (DiROCCO, Andrew kick), 4-80 1:09
 06:23 TLN - ROUNDS, Josh 2 yd run (DiROCCO, Andrew kick), 4-49 2:41
 3rd 13:22 SUBR - D. Johnson 28 yd interception return (R. Albuquerque kick)
 09:49 SUBR - W. Quinn 21 yd pass from A. Howard (R. Albuquerque kick), 3-70 1:07
 07:15 TLN - THOMPSON, Lazedrick 9 yd run (DiROCCO, Andrew kick), 6-76 2:28
 4th 14:50 TLN - DiROCCO, Andrew 25 yd field goal, 14-51 6:34
 08:50 TLN - HILLIARD, Dontrell 11 yd run (HARVEY, Randy kick), 7-31 4:53

	SUBR	TLN
FIRST DOWNS	13	22
RUSHES-YARDS (NET)	23-54	57-437
PASSING YDS (NET)	281	12
Passes Att-Comp-Int	31-18-2	6-2-1
TOTAL OFFENSE PLAYS-YARDS	54-335	63-449
Fumble Returns-Yards	0-0	0-0
Punt Returns-Yards	0-0	1-0
Kickoff Returns-Yards	7-103	4-135
Interception Returns-Yards	1-28	2-96
Punts (Number-Avg)	6-23.7	0-0.0
Fumbles-Lost	2-2	0-0
Penalties-Yards	6-62	4-35
Possession Time	26:48	33:12
Third-Down Conversions	4 of 13	5 of 10
Fourth-Down Conversions	0 of 0	2 of 3
Red-Zone Scores-Chances	1-1	8-8
Sacks By: Number-Yards	0-0	1-10

RUSHING: Southern-L. Tillery 13-39; L. Johnson 1-9; J. West 3-8; D. Shorts 2-3; T. Lee 1-3; A. Howard 3-minus 8. Tulane-BRANTLEY, Johnathan 11-119; HILLIARD, Dontrell 10-103; ROUNDS, Josh 11-66 BADIE, Sherman 5-40; THOMPSON, Lazedrick 4-28; ZUCKERMAN, Andrew 4-26; CUIELLETTE, Glen 5-20; BRADWELL, Darius 4-15; BERTRAND, Jared 1-7; SCOTT, Trey 1-7; GLENN, Devin 1-6.

PASSING: Southern-A. Howard 16-27-2-267; D. Shorts 2-4-0-14. Tulane-BRANTLEY, Johnathan 1-4-0-7; CUIELLETTE, Glen 1-2-1-5.

RECEIVING: Southern-W. Quinn 7-129; C. Williams 4-17; Q. Monday 2-51; H. Edwards 2-20; L. Tillery 1-32; D. Beard 1-20; C. Baker 1-12. Tulane-ARDOIN, Kendall 1-7; ENCALADE, Terren 1-5.

INTERCEPTIONS: Southern-D. Johnson 1-28. Tulane-NICKERSON, Parry 1-96; MARLEY, Nico 1-0.

FUMBLES: Southern-W. Quinn 1-1; A. Howard 1-1. Tulane-None.