



THE HISTORY

Year-by-Year Summaries	146-167
Yearly Records	168-169
All-Time Coaching Records	170
Record vs. Opponents	171
Series Records	172-173
Results vs. Ranked Opponents	174
Green Wave in the Pros	175-178
Tulane in the Draft	179
Tulane Honors	180-185
All-Time Letterwinners	186-192
All-Time Assistant Coaches	193
Bowl History	194-198
Bowl Records	199
Attendance Records	200

Year-by-Year History



Tulane's first football team took the field in 1893 and earned its first win with a 34-0 shutout of LSU.

1893 (1-2) Head Coach: T.L. Bayne

Tulane played its first varsity football game on Nov. 18, 1893, dropping a 12-0 decision to the Southern Athletic Club. Things were a bit less formal in those days, as witnessed by the fact that Tulane Coach T.L. Bayne also played in the game-for the opponent!

In his spare time, T.L. Bayne hustled over to Baton Rouge to help coach LSU. This made for an interesting afternoon of Nov. 25, 1893, when Tulane and LSU played for the first time. Hugh Bayne, brother of the coach and a Tulane law student, scored the first touchdown ever for Tulane to open a 34-0 rout. T.L. Bayne did not play that day, but he was on the field as umpire (LSU's coach was the referee).

Tulane lost to Ole Miss 12-4 the next weekend to end its inaugural season with a 1-2 record.

N18	SOU. ATH. CLUB	NEW ORLEANS	0-12	L
N25	LSU	NEW ORLEANS	34-0	W
D2	OLE MISS	NEW ORLEANS	4-12	L

1894 (0-4) Head Coach: Fred Sweet

Fred Sweet replaced T.L. Bayne as head coach and it was a struggle. Just before school opened, Sweet learned that captain C.R. Romeyne had left town with his parents and would not be a member of the 1894 squad. The team struggled to an 0-4 finish, scoring zero, six, and two points in those four games while losing to Texas, Alabama, Sewanee and Ole Miss.

O27	at Texas	Austin, TX	0-12	L
N3	ALABAMA	NEW ORLEANS	6-18	L
N17	SEWANEE	NEW ORLEANS	6-12	L
N29	OLE MISS	NEW ORLEANS	2-8	L

1895 (3-2) Head Coach: T.L. Bayne

T.L. Bayne returned as head coach and Tulane posted its first winning season with a 3-2 record. After losing to LSU in the season opener, Tulane rallied to shut out teams from the Southern Athletic Club and Alabama. A road loss to Texas followed before the season ended with a 28-4 walloping of Ole Miss, representing the most points by Tulane since its 34-0 win over LSU in 1893.

N26	at LSU	Baton Rouge, LA	4-8	L
N9	SOU. ATH. CLUB	NEW ORLEANS	12-0	W
N16	ALABAMA	NEW ORLEANS	22-0	W
N23	at Texas	Austin, TX	0-16	L
N28	OLE MISS	NEW ORLEANS	28-4	W

1896 (3-2) Head Coach: Harry Baum

Harry Baum replaced T.L. Bayne as coach and matched the 1895 record of 3-2, although one of those losses was a forfeit to LSU. Tulane was ahead 2-0 when an argument broke out over whether Tulane could use a player who was "about" to become a Tulane student. When LSU refused to allow the player to see action, Tulane captain Louis Genella took his team off the field and the game was declared a forfeit. Win No. 3 was a 10-0 shutout of Ole Miss to ensure a winning season.

O17	ALUMNI	NEW ORLEANS	12-0	W
O24	LSU*	NEW ORLEANS	0-6	L
N9	Vicksburg Ath.	Vicksburg, MS	48-0	W
N14	TEXAS	NEW ORLEANS	4-12	L
N26	OLE MISS	NEW ORLEANS	10-0	W

* - Forfeit

1897 (0-0) Head Coach: None

For the only time since the inception of the sport in 1893, Tulane did not field a football team.

1898 (1-1) Head Coach: John Lombard

John Lombard, captain of Tulane's first team in 1893, became the program's fifth coach in five seasons. The team played two games and finished 1-1, beating Ole Miss and then losing to LSU.

Charles Eshleman served as captain, and in 1979 he became the first 19th century athlete to be named to Tulane's Athletics Hall of Fame.

D12	OLE MISS	NEW ORLEANS	14-9	W
D14	at LSU	Baton Rouge, LA	0-37	L

1899 (0-6-1) Head Coach: H.H. Collier

H.H. Collier became Tulane's sixth coach in six seasons and he must not have enjoyed it very much as the team finished 0-6-1 and did not score a point. A scoreless tie with the Southern Athletic Club was the squad's best showing.


N11	SEWANEE	NEW ORLEANS	0-23	L
N18	SOU. ATH. CLUB	NEW ORLEANS	0-0	T
N20	TEXAS	NEW ORLEANS	0-11	L
N25	at Texas	Austin, TX	0-32	L
N27	Texas A&M	Houston, TX	0-22	L
N30	OLE MISS	NEW ORLEANS	0-15	L
D8	at LSU	Baton Rouge, LA	0-38	L

1900 (5-0) Head Coach: H.T. Summersgill

What a turnaround! Tulane went from winless and scoreless in 1899 to unbeaten and unscored upon in 1900.

H.T. Summersgill was Tulane's seventh coach in seven seasons and he led his team to a 5-0 record. The Southern Athletic Club, Alabama, Millsaps, LSU and Ole Miss all failed to cross the Tulane goal line as they lost by a combined 105-0.

O27	SOU. ATH. CLUB	NEW ORLEANS	23-0	W
N3	at Alabama	Tuscaloosa, AL	6-0	W
N10	MILLSAPS	NEW ORLEANS	35-0	W
N17	LSU	NEW ORLEANS	29-0	W
N29	OLE MISS	NEW ORLEANS	12-0	W



One disputed loss was the only thing stopping the 1901 Olive and Blue, as they were known at the time, from posting a second straight perfect season.

1901 (5-1) Head Coach: H.T. Summersgill

H.T. Summersgill became the first man to coach Tulane football for consecutive seasons and his success continued.

A disputed 2-0 loss to the Mobile YMCA was the only blemish on a 5-1 season. The Tulane coach argued heatedly that there were still several minutes left in the game but was overruled and suffered his only loss in two seasons.

However, you can still get an argument about that in Baton Rouge to this day. Although Tulane beat LSU on the field by a score of 22-0, the Tigers protested the game to the Southern Intercollegiate Athletic Association, alleging Tulane had used a professional player during the contest. Months later, the SIAA ruled the game an 11-0 forfeit in favor of LSU. The Tiger record book still claims that 11-0 "victory," while the Tulane ledger shows the contest as a 22-0 win.

In two seasons, Summersgill produced a 10-1 record on the field and outscored the opposition 214-19. Hugh Krumbhaar captained both squads.

O16	at Meridian	Meridian, MS	15-0	W
O26	at Mobile YMCA	Mobile, AL	0-2	L
N2	YMCA	NEW ORLEANS	23-0	W
N9	MISS. STATE	NEW ORLEANS	24-6	W
N16	LSU	NEW ORLEANS	22-0	W
N28	OLE MISS	NEW ORLEANS	25-11	W

1902 (1-4-2) Head Coach: Virginius Dabney

Coach Summersgill left and Tulane's gridiron fortunes took a dive. Virginius Dabney took over the helm and things looked good at first as he coached a 26-0 win over an alumni team. Two ties and four losses followed, however, and the final record fell to 1-4-2. After the disputed forfeit in 1901, LSU disappeared from the schedule for a while.

O18	ALUMNI	NEW ORLEANS	26-0	W
O25	AUBURN	NEW ORLEANS	0-0	T
N1	MISS. STATE	NEW ORLEANS	11-11	T
N8	at Texas A&M	College Station, TX	5-17	L
N15	VANDERBILT	NEW ORLEANS	5-23	L
N22	TEXAS	NEW ORLEANS	0-6	L
N27	OLE MISS	NEW ORLEANS	0-10	L

1903 (2-2-1) Head Coach: Charles Eshleman

Charles Eshleman, captain of the 1898 and 1899 teams, took over the head coaching job and improved the situation as he guided the squad to a 2-2-1 finish. It was a feast-or-famine type of season as the two wins were by a cumulative score of 64-5, while the team failed to score in the other three outings.

O31	MERIDIAN AA	NEW ORLEANS	46-0	W
N7	SHREVEPORT AA	NEW ORLEANS	0-23	L
N18	CUMBERLAND	NEW ORLEANS	0-28	L
N26	RICHMOND	NEW ORLEANS	18-5	W
D5	MISS. STATE	NEW ORLEANS	0-0	T

1904 (5-2) Head Coach: Thomas Berry

Thomas Berry took over the coaching reins from Charles Eshleman and led Tulane to a 5-2 record. The team shut out the opponent in all five victories, and failed to score in its two losses.

LSU returned to the schedule for the first time since the 1901 controversy and Tulane beat the Tigers again...and again LSU complained about player eligibility.

Ralph Wood captained the Green Wave for the second season in a row.

O23	LOUISIANA TECH	NEW ORLEANS	11-0	W
O29	MISS. STATE	NEW ORLEANS	10-0	W
N5	at Marion Mil. Inst.	Marion, AL	10-0	W
N12	SEWANEE	NEW ORLEANS	0-18	L
N19	LSU	NEW ORLEANS	5-0	W
N24	OLE MISS	NEW ORLEANS	22-0	W
D3	ALABAMA	NEW ORLEANS	0-6	L

1905 (0-1) Head Coach: John Tobin

John Tobin replaced Thomas Berry as head coach and the season consisted of only one game. Tulane lost that contest to LSU, 5-0, and controversy marred the series once again. This time, Tulane complained about LSU's use of ineligible players. Things got heated and the series did not resume until 1911.

N25	LSU	NEW ORLEANS	0-5	L
-----	-----	-------------	-----	---

1906 (0-4-1) Head Coach: John Russ

For the sixth season in a row, Tulane had a new head coach as John Russ replaced John Tobin. The 1906 squad showed the effects of the lack of continuity and struggled to an 0-4-1 record without scoring a point. A scoreless tie with Howard in the season opener was the campaign's best outing.

O27	SAMFORD	NEW ORLEANS	0-0	T
N3	OLE MISS	NEW ORLEANS	0-17	L
N10	SEWANEE	NEW ORLEANS	0-35	L
N17	TEXAS A&M	NEW ORLEANS	0-18	L
N24	ARKANSAS	NEW ORLEANS	0-22	L

1907 (3-2) Head Coach: Joe Curtis

Joe Curtis was Tulane's seventh coach in seven years and things started looking up as the record improved to 3-2. In defeating Howard 13-0 in the season opener, Tulane registered its first victory - and first points - since the 1904 season. The squad won its first three and lost its last two, playing three games in one week in November.

O26	SAMFORD	NEW ORLEANS	13-0	W
N2	DRURY	NEW ORLEANS	12-0	W
N5	CENTRE	NEW ORLEANS	28-9	W
N9	ARKANSAS	NEW ORLEANS	12-17	L
N16	TEXAS A&M	NEW ORLEANS	6-18	L

1908 (7-1)

Head Coach: Joe Curtis

Joe Curtis returned for his second year as coach and things were definitely looking up for Tulane football as a 7-1 season ensued. It was a new record for victories in a season and five were by shutout.

The Wave's biggest wins were a 23-0 verdict over Mississippi State and a 28-15 road decision over Texas four days later. With Temple Brown serving as captain, Tulane outscored the opposition by a cumulative 103-23.

O10	YMG	NEW ORLEANS	11-0	W
O24	CENTRE	NEW ORLEANS	10-0	W
O31	OLE MISS	NEW ORLEANS	10-0	W
N7	BAYLOR	NEW ORLEANS	10-2	W
N14	MISS. STATE	NEW ORLEANS	23-0	W
N18	at Texas	Austin, TX	28-15	W
N21	at Baylor	Waco, TX	0-6	L
N26	WASH. (MO)	NEW ORLEANS	11-0	W

1909 (4-3-2)

Head Coach: Buster Brown

Buster Brown replaced Joe Curtis as coach and the team faced a record nine opponents, finishing 4-3-2. Only three of the nine games were decided by more than 10 points. Tulane shut out the opposition four times and was held scoreless in three games. The only games in which both teams scored were ties with Alabama and Texas.

O9	YMG	NEW ORLEANS	12-0	W
O16	OLE MISS	NEW ORLEANS	5-0	W
O23	CENTRE	NEW ORLEANS	0-6	L
O30	MISS. STATE	NEW ORLEANS	2-0	W
N6	CINCINNATI	NEW ORLEANS	6-0	W
N13	TEXAS	NEW ORLEANS	10-10	T
N20	ALABAMA	NEW ORLEANS	5-5	T
N25	SW TEXAS	NEW ORLEANS	0-18	L
J1	at Cuba Ath. Club	Havana, Cuba	0-11	L

1910 (0-7)

Head Coach: A.A. Mason

A.A. Mason commenced a three-year reign as head coach and things did not get off to a promising start as Tulane suffered its first losing season since 1906. The team scored only twice and finished 0-7 as the opposition enjoyed a 126-6 edge on the scoreboard.

O13	OLE MISS	NEW ORLEANS	0-16	L
O26	at Centre	Danville, KY	0-35	L
O29	at Kentucky	Lexington, KY	3-10	L
N5	MISS. STATE	NEW ORLEANS	0-10	L
N12	Auburn	Gulfport, MS	0-33	L
N19	ALABAMA	NEW ORLEANS	3-5	L
N24	Texas A&M	Houston, TX	0-17	L

1911 (5-3-1)

Head Coach: A.A. Mason

Coach Mason's program began to take off in year two as the record improved dramatically to 5-3-1. The first four opponents fell by a combined score of 92-0. The Tulane-LSU football rivalry resumed, with the Tigers taking a 6-0 win in Baton Rouge. Semmes Walmsley, a future mayor of New Orleans, captained the team.

O12	MISS. COLLEGE	NEW ORLEANS	10-0	W
O18	USL	NEW ORLEANS	27-0	W
O21	N'WESTERN ST.	NEW ORLEANS	45-0	W
O28	SAMFORD	NEW ORLEANS	10-0	W
N4	SEWANEE	NEW ORLEANS	3-9	L
N11	at Alabama	Birmingham, AL	0-22	L
N20	at Mississippi St.	Starkville, MS	6-4	W

N30	WASH. & LEE	NEW ORLEANS	5-5	T
D9	at LSU	Baton Rouge, LA	0-6	L

1912 (5-3)

Head Coach: A.A. Mason

Coach Mason established a new longevity record with his third season at the helm and produced another strong team. The squad finished with a 5-3 record and outscored the opposition 216-99. The high point of the season was a 95-0 win over Southwestern Louisiana. The 15 rushing touchdowns and 95 points scored in that game are Tulane's oldest football records.

O8	JEFFERSON	NEW ORLEANS	37-0	W
O12	USL	NEW ORLEANS	95-0	W
O19	MISS. COLLEGE	NEW ORLEANS	19-6	W
O26	SAMFORD	NEW ORLEANS	35-0	W
N2	ALABAMA	NEW ORLEANS	0-7	L
N9	MISS. STATE	NEW ORLEANS	27-24	W
N19	at Texas A&M	College Station, TX	0-41	L
N28	LSU	NEW ORLEANS	3-21	L

1913 (3-5)

Head Coach: A.C. Hoffman

A.C. Hoffman replaced Mason as head coach and Tulane suffered its first losing season since 1910. The squad managed only three points in its five losses. The highlight of the season came in a 12-6 road win over Saint Louis. In that game, Tulane tackle Carl Woodward kicked a 52-yard field goal, a mammoth blast that stood as the school record for 51 years.

O11	JEFFERSON	NEW ORLEANS	13-0	W
O18	MISS. COLLEGE	NEW ORLEANS	3-32	L
O25	ALABAMA	NEW ORLEANS	0-26	L
N1	at Saint Louis	St. Louis, MO	12-6	W
N8	at Mississippi St.	Starkville, MS	0-32	L
N15	SW TEXAS	NEW ORLEANS	31-9	W
N22	at LSU	Baton Rouge, LA	0-40	L
N27	ARKANSAS	NEW ORLEANS	0-14	L

1914 (3-3-1)

Head Coach: E.R. Sweetland

E.R. Sweetland took over as head coach and Tulane improved its record to 3-3-1. There was a certain symmetry to the 1914 season as Tulane won its first three, lost three in a row and tied the season finale with LSU. The highlight of the season was an 82-0 thrashing of Centenary.

O17	USL	NEW ORLEANS	33-0	W
O24	CENTENARY	NEW ORLEANS	82-0	W
O27	JEFFERSON	NEW ORLEANS	24-7	W
O31	at Alabama	Tuscaloosa, AL	0-58	L
N7	OLE MISS	NEW ORLEANS	6-20	L
N14	at Mississippi St.	Jackson, MS	0-61	L
N26	LSU	NEW ORLEANS	0-0	T

1915 (4-4)

Head Coach: Clark Shaughnessy

As the storm clouds of war thickened in Europe, Tulane changed coaches again, but this move led to stability. A 23-year-old Minnesotan named Clark Shaughnessy took over the program and went on to become the school's winningest head coach. In his first year he produced Tulane's second consecutive break-even season with a 4-4 record. The first of his Tulane-record 59 wins was a 24-0 verdict over St. Paul in the 1915 season opener.

S25	at St. Paul		24-0	W
O9	USL	NEW ORLEANS	13-0	W
O16	SPRING HILL	NEW ORLEANS	36-13	W
O23	at Alabama	Tuscaloosa, AL	0-16	L
O30	MISS. COLLEGE	NEW ORLEANS	6-20	L
N13	SAMFORD	NEW ORLEANS	32-3	W
N18	at Florida	Gainesville, FL	7-14	L
N25	at LSU	Baton Rouge, LA	0-12	L

1916 (4-3-1)

Head Coach: Clark Shaughnessy

Shaughnessy continued to lay his foundation, leading Tulane to a 4-3-1 record. For the third year in a row, Tulane opened with three straight wins, only to struggle toward the end of the season. The season's only tie was with LSU, the second deadlock with the Tigers in three years. Earning his second of three football letters for Tulane that fall was a youngster named Felix Blanchard, whose son, "Doc" Blanchard, won the Heisman Trophy at Army during World War II. The trophy is named for John Heisman, whose Georgia Tech Yellow Jackets walloped Tulane 45-0 in 1916.

O14	SPRING HILL	NEW ORLEANS	14-0	W
O21	JEFFERSON	NEW ORLEANS	39-3	W
O27	Miss. College	Jackson, MS	13-3	W
N4	at Georgia Tech	Atlanta, GA	0-45	L
N11	at Rice	Houston, TX	13-23	L
N18	ALABAMA	NEW ORLEANS	33-0	W
N30	LSU	NEW ORLEANS	14-14	T
D9	GEORGETOWN	NEW ORLEANS	0-61	L

1917 (5-3)

Head Coach: Clark Shaughnessy

The United States had joined World War I by the time the 1917 football season rolled around and some schools had suspended play. The game went on at Tulane, however, and the team had a new stadium, located on the site of the A.B. Freeman School of Business. Tulane played its first game in the new concrete facility against Washington Artillery, winning 19-0.

The 1917 team won its first four games by a combined score of 131-0 and finished with a 5-3 record. The season ended with a 28-6 win over LSU, as a Tulane line led by Eva Talbot held the Tigers to only one first down.

O6	JEFFERSON	NEW ORLEANS	32-0	W
O13	SPRING HILL	NEW ORLEANS	28-0	W
O20	at Florida	Gainesville, FL	52-0	W
O27	WASH. ARTILLERY	NEW ORLEANS	19-0	W
N2	at Texas A&M	College Station, TX	0-35	L
N10	GEORGIA TECH	NEW ORLEANS	0-46	L
N17	RICE	NEW ORLEANS	0-16	L
N29	at LSU	Baton Rouge, LA	28-6	W

1918 (4-1-1)

Head Coach: Clark Shaughnessy

As the World War escalated, Tulane faced mostly military opponents in 1918. The only loss in a 4-1-1 record was to Camp Pike. The Tulane defense shut out four of its six opponents and allowed only 16 points all season. In a 74-0 battering of Southwestern Louisiana, Harold Gentling broke off a 95-yard run, the longest in Tulane history.

N2	CAMP SHELBY	NEW ORLEANS	7-0	W
N9	C. BEAUREGARD	NEW ORLEANS	13-6	W
N13	SPRING HILL	NEW ORLEANS	32-0	W
N16	CAMP PIKE	NEW ORLEANS	7-10	L
N23	PENSACOLA NAB	NEW ORLEANS	0-0	T
N28	USL	NEW ORLEANS	74-0	W

1919 (6-2-1)

Head Coach: Clark Shaughnessy

World War I ended and the Shaughnessy program picked up speed as the team finished 6-2-1. The win over USL that ended the 1918 season and six wins to open the 1919 campaign were a school record seven wins in a row. A 7-7 tie with Georgia ended the winning streak. After a one-year break due to the War, the Tulane-LSU gridiron series resumed and it would stretch uninterrupted into the 1990s. A 73-0 win over Southwestern Louisiana and a 49-0 win over Mississippi College highlighted the season.

O4	JEFFERSON	NEW ORLEANS	27-0	W
O11	USL	NEW ORLEANS	73-0	W
O18	at Spring Hill	Jackson, MS	21-0	W
O25	OLE MISS	Atlanta, GA	27-12	W
N1	MISS. COLLEGE	Houston, TX	49-0	W
N8	FLORIDA	NEW ORLEANS	14-2	W
N15	Georgia	Augusta, GA	7-7	T
N22	LSU	NEW ORLEANS	6-27	L
N27	WASH. & LEE	NEW ORLEANS	0-7	L

1920 (6-2-1)

Head Coach: Clark Shaughnessy

Another strong start and another 6-2-1 record tell the story of Tulane's 1920 season. The first four opponents were outscored by a combined 140-0 that fall.

Tulane then fell to Michigan after a long train ride to Ann Arbor that marked the program's first ever intersectional contest. The team went on to shut out its next three opponents, the last of which was LSU, which fell 21-0 in Baton Rouge. The nickname "Green Wave" was affixed to the program that season and it endured. Coach Shaughnessy resigned after the season, but returned in 1922.

O2	USL	NEW ORLEANS	79-0	W
O9	MISS. COLLEGE	NEW ORLEANS	29-0	W
O16	RICE	NEW ORLEANS	0-0	T
O23	OLE MISS	NEW ORLEANS	32-0	W
O30	at Michigan	Ann Arbor, MI	0-21	L
N6	Florida	Tampa, FL	14-0	W
N13	MISS. STATE	NEW ORLEANS	6-0	W
N25	at LSU	Baton Rouge, LA	21-0	W
D4	DETROIT	NEW ORLEANS	0-7	L

1921 (4-6)

Head Coach: Myron Fuller

Myron Fuller replaced Clark Shaughnessy as head coach and things did not work well. The Green Wave's record slid to 4-6, the first losing season for the program since 1913.

The 10-game schedule was the most ever for Tulane up to that point. The team won three of the first four before a collapse that saw only one win in the last six contests.

The only win during the skid was a 21-0 verdict over LSU. The last TD in the win over LSU came on a 65-yard punt return by a freshman named Alfred "Brother" Brown, who would go on to become one of Tulane's all-time great football players.

O1	MISS. COLLEGE	NEW ORLEANS	0-14	L
O8	OLE MISS	NEW ORLEANS	26-0	W
O15	at Rice	Houston, TX	7-6	W
O22	MISS. STATE	NEW ORLEANS	7-0	W
O29	at Detroit	Detroit, MI	10-14	L
N5	AUBURN	NEW ORLEANS	0-14	L
N12	at Wash. (MO)	St. Louis, MO	6-14	L
N19	LSU	NEW ORLEANS	21-0	W
N24	CENTRE	NEW ORLEANS	0-21	L
D3	ALABAMA	NEW ORLEANS	7-13	L

1922 (4-4)

Head Coach: Clark Shaughnessy

Clark Shaughnessy returned to Tulane in 1922 and began laying the foundation for one of the greatest eras in the program's history by bringing in football players who would help to make Tulane a national power on the gridiron.

The season got off to a strong start as Tulane outscored the opposition 104-10 in racing to a 4-0 record. The final four games of the season were losses, however, and the final record was 4-4.

O7	MISS. COLLEGE	NEW ORLEANS	30-0	W
O14	SPRING HILL	NEW ORLEANS	30-10	W
O21	CAMP BENNING	NEW ORLEANS	18-0	W
O28	MISS. STATE	NEW ORLEANS	26-0	W
N4	NORTH CAROLINA	NEW ORLEANS	12-19	L
N11	at Auburn	Montgomery, AL	0-19	L
N18	FLORIDA	NEW ORLEANS	6-27	L
N30	at LSU	Baton Rouge, LA	14-25	L

1923 (6-3-1)

Head Coach: Clark Shaughnessy

One of the highlights of 1923 for Tulane football was the hiring of assistant coach Bernie Bierman, who would eventually replace Clark Shaughnessy as Tulane head coach and go on to a Hall of Fame career himself.

The 1923 team compiled a 3-3-1 mark before finishing with a flourish by winning its last three games by a combined score of 58-8. Those three wins at the end of the 1923 season kicked off a school record eight-game winning streak and was the beginning of a four-season stretch where Tulane compiled a 21-1-1 record.

S29	USL	NEW ORLEANS	20-2	W
O6	MISS. COLLEGE	NEW ORLEANS	18-3	W
O13	Texas	Beaumont, TX	0-33	L
O20	LOUISIANA TECH	NEW ORLEANS	13-7	W
O27	at Vanderbilt	Nashville, TN	0-17	L
N3	at Tennessee	Knoxville, TN	2-13	L
N10	at Auburn	Montgomery, AL	6-6	T
N17	OLE MISS	NEW ORLEANS	19-0	W
N24	LSU	NEW ORLEANS	20-0	W
N29	WASH. (MO)	NEW ORLEANS	19-8	W

1924 (8-1)

Head Coach: Clark Shaughnessy

Tulane football exploded into national prominence in 1924, setting a new school record for wins with the only loss a 14-6 defeat to Mississippi State. The team won its first five, lost to MSU, then won its last three as captain Brother Brown led the offensive charge with several 100-yard rushing efforts.

Guard Milton Levy and backs Brown and Charles "Peggy" Flournoy were named All-Southern for their play in 1924 as the Green Wave outscored the opposition 201-59 over the course of the season.

S27	USL	NEW ORLEANS	14-0	W
O4	MISS. COLLEGE	NEW ORLEANS	32-7	W
O11	LOUISIANA TECH	NEW ORLEANS	42-12	W
O18	VANDERBILT	NEW ORLEANS	21-13	W
O25	SPRING HILL	NEW ORLEANS	33-0	W
N1	MISS. STATE	NEW ORLEANS	6-14	L
N8	at Auburn	Montgomery, AL	14-6	W
N15	TENNESSEE	NEW ORLEANS	26-7	W
N27	at LSU	Baton Rouge, LA	13-0	W

1925 (9-0-1)

Head Coach: Clark Shaughnessy

For the second year in a row, Tulane set a school record for wins in a season as Clark Shaughnessy's finest Tulane team finished 9-0-1. The tie came against Missouri in game two and nobody else came within 10 points of this juggernaut.

All-American Charles "Peggy" Flournoy had one of the greatest seasons in Tulane annals. One of the game's best punters, Flournoy was also quite a threat toting the football as he established Tulane records for touchdowns and points in a season and in a game that endure to this day.

The 1925 team exploded to a 77-0 win over Louisiana College in the season opener as captain Lester Lautenschlaeger returned two punts for touchdowns. The Wave did not give up two TDs in any game and scored in double figures against everyone but Missouri.

Guard Milton Levy and Flournoy were named All-Southern for the second season in a row on a team full of stars that outscored the opposition by a combined 246-32. After the season, Tulane's administration turned down a Rose Bowl bid because of the time the long train trip would keep the team away from its studies.

S26	LA. COLLEGE	NEW ORLEANS	77-0	W
O3	MISSOURI	NEW ORLEANS	6-6	T
O10	OLE MISS	NEW ORLEANS	26-7	W
O17	MISS. STATE	NEW ORLEANS	25-3	W
O24	at Northwestern	Evanston, IL	18-7	W
O31	at Auburn	Montgomery, AL	13-0	W
N7	LOUISIANA TECH	NEW ORLEANS	37-9	W
N14	SEWANE	NEW ORLEANS	14-0	W
N21	at LSU	Baton Rouge, LA	16-0	W
N26	at Centenary	Shreveport, LA	14-0	W

1926 (3-5-1)

Head Coach: Clark Shaughnessy

Tulane moved into its brand-new home on Willow Street on Oct. 23, even as Clark Shaughnessy was coaching his last season at Tulane and suffering his only losing campaign.

A 40-0 romp over Louisiana Tech got the season off to a promising start, but the team scored more than 10 points only once the rest of the season and finished 3-5-1.

S25	LOUISIANA TECH	NEW ORLEANS	40-0	W
O2	at Missouri	Columbia, MO	0-0	T
O9	at Georgia Tech	Atlanta, GA	6-9	L
O16	at New York	New York, NY	0-21	L
O23	AUBURN	NEW ORLEANS	0-2	L
O30	OLE MISS	NEW ORLEANS	6-0	W
N6	at Mississippi St.	Starkville, MS	0-14	L
N13	at Sewanee	Sewanee, TN	19-7	W
N25	LSU	NEW ORLEANS	0-7	L

1927 (2-5-1)

Head Coach: Bernie Bierman

Former assistant coach Bernie Bierman, who had been head coach at Mississippi State for two years, returned to Tulane as head coach. Although Bierman was ultimately to lead Tulane football to its greatest heights, his first season ended with a 2-5-1 record. It marked the first time the Green Wave suffered back-to-back losing seasons since 1905-06 and it did not happen again until 1945-46.

The Green Wave defeated Ole Miss in the season opener and LSU in the season finale for its only two wins that fall. It was a dark period for a program used to better times, but the seed of future success was present in halfback Bill Banker, who was to help Tulane back to football prosperity very quickly.

O1	OLE MISS	NEW ORLEANS	19-7	W
O8	at Georgia Tech	Atlanta, GA	6-13	L
O15	MISS. STATE	NEW ORLEANS	6-13	L
O22	at Vanderbilt	Nashville, TN	0-32	L
O29	GEORGIA	NEW ORLEANS	0-31	L
N5	AUBURN	NEW ORLEANS	6-6	T
N12	at Sewanee	Sewanee, TN	6-12	L
N24	at LSU	Baton Rouge, LA	13-6	W

1928 (6-3-1)

Head Coach: Bernie Bierman

Bernie Bierman showed he had things pointed in the right direction when the Green Wave slaughtered its first two 1928 opponents by a combined score of 116-6 as Lake Charles native Bill Banker, the "Blond Blizzard," scored eight TDs.

Captain Charles Rucker led a strong offensive line that helped the Green Wave outscore the opposition 264-76 that fall.

A narrow loss to Georgia Tech started a three-game losing streak, but when that streak was over, Tulane did not lose again for nearly two years. From Nov. 3, 1928 until Bierman left the program after the 1932 Rose Bowl, Tulane compiled a football record of 32-2-1.

S29	at N'western St.	Natchitoches, LA	65-0	W
O6	at Mississippi St.	Starkville, MS	51-6	W
O13	GEORGIA TECH	NEW ORLEANS	0-12	L
O20	VANDERBILT	NEW ORLEANS	6-13	L
O27	at Georgia	Athens, GA	14-20	L
N3	MILLSAPS	NEW ORLEANS	27-0	W
N10	AUBURN	NEW ORLEANS	13-12	W
N17	SEWANEE	NEW ORLEANS	41-6	W
N24	LA. COLLEGE	NEW ORLEANS	47-7	W
N29	LSU	NEW ORLEANS	0-0	T

1929 (9-0)

Head Coach: Bernie Bierman

Coach Bernie Bierman led a team of Tulane future legends to a 9-0 finish that featured five shutouts and plenty of offensive fireworks. Captain Bill Banker ended his magnificent Tulane career with All-America recognition. His name remains a fixture in the Tulane record book.

Running behind a ferocious line anchored by All-Southern center Lloyd "Preacher" Roberts, Banker and fellow halfback Ike Armstrong shredded opposing defenses as the Wave outscored the other side 297-45.

Making his first appearance for the Green Wave that fall was a young Arkansan named Jerry Dalrymple, whose end play during his three-year career led many to consider him the finest player in Tulane football history.

S28	N'WESTERN ST.	NEW ORLEANS	40-6	W
O5	TEXAS A&M	NEW ORLEANS	13-10	W
O12	MISS. STATE	NEW ORLEANS	34-0	W
O19	USL	NEW ORLEANS	60-0	W
O26	GEORGIA TECH	NEW ORLEANS	20-14	W
N2	Georgia	Columbus, GA	21-15	W
N9	AUBURN	NEW ORLEANS	52-0	W
N16	SEWANEE	NEW ORLEANS	18-0	W
N28	at LSU	Baton Rouge, LA	21-0	W

1930 (8-1)

Head Coach: Bernie Bierman

When the 1930 team lost the second game of the season to Northwestern on a chilly October afternoon in Chicago, it snapped a school record 10-game winning streak. When the team roared back to beat Texas A&M the next weekend, a new streak was started and it stretched to the current school record of 18 wins in a row.

In fashioning an 8-1 record, Tulane outscored the opposition 263-30 in 1930, shutting out six of its nine opponents behind the end play of All-American Jerry Dalrymple. From Oct. 18-Nov. 15, the Green Wave shut out five consecutive opponents. Sophomore Don Zimmerman replaced Bill Banker as Tulane's top offensive threat and would go on to All-America recognition himself.

S27	USL	NEW ORLEANS	84-0	W
O4	at Northwestern	Evanston, IL	0-14	L
O11	at Texas A&M	College Station, TX	19-9	W
O18	B'HAM-SOUTHERN	NEW ORLEANS	21-0	W
O25	at Georgia Tech	Atlanta, GA	28-0	W
N1	MISS. STATE	NEW ORLEANS	53-0	W
N8	AUBURN	NEW ORLEANS	21-0	W
N15	GEORGIA	NEW ORLEANS	25-0	W
N27	LSU	NEW ORLEANS	12-7	W



While Tulane's 1931 team (above) was arguably the best in school history, it was not the first Green Wave squad to earn a bid to the Rose Bowl. The 1925 Greenies also were selected, but turned down the offer due to the amount of time the student-athletes would be away from their studies.

1931 (11-1)

Head Coach: Bernie Bierman

Arguably the best team in Tulane football history, the 1931 team shut out eight of its regular season opponents, set a school record for wins, finished the regular season unbeaten at 11-0 and earned a Rose Bowl bid. Outscoring the opposition by an awesome 338-35, Coach Bernie Bierman's last Tulane team allowed only one regular season opponent within 14 points. Future Tulane Hall of Famers Lefty Haynes, John Scafile, Jerry Dalrymple, Red Dawson, Wop Glover, Don Zimmerman and Nollie Felts manned seven of the 11 starting spots in the Rose Bowl.

The unquestioned leader of this great team was Dalrymple, Tulane's first consensus All-American. Dalrymple's aggressive end play helped Tulane shut out eight of its first nine opponents in 1931, and 13 of 15 over a stretch dating back to the middle of the 1930 season. Offensively, Zimmerman's rushing and passing established an individual total offense record (1,459 yards) that endured 48 years.

The Rose Bowl encounter saw USC grab a 21-0 third quarter lead, only to have Tulane roar back on a Zimmerman-to-Haynes TD pass and a TD run by Glover that closed it to 21-12 before the Green Wave rally fell short.

Dalrymple was Tulane's first inductee into the National Football Foundation Hall of Fame in 1954. A year later, Coach Bernie Bierman, who left Tulane after the 1931 season for continued success at the University of Minnesota, was inducted.

S26	OLE MISS	NEW ORLEANS	31-0	W
O3	TEXAS A&M	NEW ORLEANS	7-0	W
O10	SPRING HILL	NEW ORLEANS	40-0	W
O17	at Vanderbilt	Nashville, TN	19-0	W
O24	GEORGIA TECH	NEW ORLEANS	33-0	W
O31	MISS. STATE	NEW ORLEANS	59-7	W
N7	at Auburn	Montgomery, AL	27-0	W
N14	at Georgia	Athens, GA	20-0	W
N21	SEWANEE	NEW ORLEANS	40-0	W
N28	LSU	NEW ORLEANS	34-7	W
D5	WASH. STATE	NEW ORLEANS	28-14	W

ROSE BOWL

J1	Southern Cal	Pasadena, CA	12-21	L	75,562
----	--------------	--------------	-------	---	--------

1932 (6-2-1)

Head Coach: Ted Cox

Ted Cox, an assistant to Bernie Bierman since 1927, took over the head coaching reins and the winning tradition continued. All-American Don Zimmerman was a leader on both sides of the ball as he ended his career as Tulane's all-time leader in total offense and passes intercepted, setting records that lasted until the 1970s.

The Green Wave beat some big-time football teams in spite of being hard hit by graduation, but finishing 6-2-1 was considered a definite "rebuilding" effort for the Tulane program of that day. The Green Wave lost to LSU for the first time since 1926.

O1	TEXAS A&M	NEW ORLEANS	26-14	W
O8	GEORGIA	NEW ORLEANS	34-25	W
O15	VANDERBILT	NEW ORLEANS	6-6	T
O22	AUBURN	NEW ORLEANS	7-19	L
O29	SOUTH CAROLINA	NEW ORLEANS	6-0	W
N5	at Georgia Tech	Atlanta, GA	20-14	W
N12	at Kentucky	Lexington, KY	6-3	W
N19	SEWANEE	NEW ORLEANS	26-9	W
N26	at LSU	Baton Rouge, LA	0-14	L

1933 (6-3-1, 4-2-1 SEC)

Head Coach: Ted Cox

As Tulane began its charter membership in the Southeastern Conference, Coach Ted Cox rallied his team to a 6-3-1 finish. The 1933 team lost its first two games, the first time Tulane was beaten in consecutive games since 1928, but the team lost only once more the rest of the year.

On Oct. 21, Howard "Bucky" Bryan returned a kickoff 100 yards on a muddy field to beat Georgia Tech 7-0.

S29	TEXAS A&M	NEW ORLEANS	6-13	L
O7	*at Georgia	Athens, GA	13-26	L
O14	MARYLAND	NEW ORLEANS	20-0	W
O21	*at Georgia Tech	Atlanta, GA	7-0	W
O28	*AUBURN	NEW ORLEANS	7-13	L
N4	at Colgate	Hamilton, NY	7-0	W
N11	*MISS. STATE	NEW ORLEANS	33-0	W
N18	*KENTUCKY	NEW ORLEANS	34-0	W
N25	*SEWANEES	NEW ORLEANS	26-9	W
D2	*LSU	NEW ORLEANS	7-7	T



The legendary Claude Simons led the 1934 Greenies to a 10-1 season, an SEC Championship, and a victory in the inaugural Sugar Bowl.

1934 (10-1, 8-0 SEC)

Head Coach: Ted Cox

All-American Claude "Little Monk" Simons, son of legendary Green Wave trainer Claude "Big Monk" Simons, did everything but cut the grass as he led the way to a 10-1 record that included a 20-14 win over Temple in the first Sugar Bowl game. Simons led the team in rushing, passing and scoring, played great defense, punted well and returned kicks for TDs.

Coach Ted Cox's finest Tulane team's only loss was to Colgate before 50,000 fans in Yankee Stadium. Tulane and Alabama tied for the SEC Championship that fall with 7-0 conference records.

Simons took a lateral from Bucky Bryan on a punt and returned it 45 yards for a fourth quarter TD to beat LSU, 13-12, to earn the bowl bid.

In the Sugar Bowl game, Simons took a lateral from John McDaniel on a kickoff and brought it 85 yards for Tulane's first score to cut the Temple lead to 14-7. End Red Hardy caught second half TD passes from Bryan and Barney Mintz to give the Green Wave a 20-14 win and its first bowl victory.

SOUTHEASTERN CONFERENCE CHAMPIONS

S29	CHATTANOOGA	NEW ORLEANS	41-0	W
O6	*AUBURN	NEW ORLEANS	13-0	W
O13	*at Florida	Gainesville, FL	28-12	W
O20	*GEORGIA	NEW ORLEANS	7-6	W
O27	*GEORGIA TECH	NEW ORLEANS	20-12	W
N3	*OLE MISS	NEW ORLEANS	15-0	W
N10	at Colgate	Hamilton, NY	6-20	L
N17	*at Kentucky	Lexington, KY	20-7	W
N24	*SEWANEES	NEW ORLEANS	32-0	W
D1	*at LSU	Baton Rouge, LA	13-12	W

SUGAR BOWL

J1	TEMPLE	NEW ORLEANS	20-14	W	22,026
----	--------	-------------	-------	---	--------

1935 (6-4, 3-3 SEC)

Head Coach: Ted Cox

The Green Wave posted its eighth consecutive winning season, but a 6-4 record was not enough to save Coach Ted Cox's job. Tulane got revenge on the Colgate team that dealt the Wave its only loss of 1934 when Barney Mintz's 90-yard interception return sparked a 14-6 win.

A 41-0 loss to LSU in the season finale was the final straw, however, and Cox became the only Tulane coach with a winning record ever to be fired. He stands as the only Tulane football coach of more than two seasons who never failed to field a winning team. Cox was replaced as head coach by Lowell "Red" Dawson, quarterback of the 1931 Rose Bowl team.

S28	VMI	NEW ORLEANS	44-0	W
O5	*AUBURN	NEW ORLEANS	0-10	L
O12	*FLORIDA	NEW ORLEANS	19-7	W
O19	at Minnesota	Minneapolis, MN	0-20	L
O26	*SEWANEES	NEW ORLEANS	33-0	W
N2	COLGATE	NEW ORLEANS	14-6	W
N9	*GEORGIA	NEW ORLEANS	13-26	L
N16	*KENTUCKY	NEW ORLEANS	20-13	W
N23	N'WESTERN ST.	NEW ORLEANS	13-0	W
N30	*LSU	NEW ORLEANS	0-41	L

1936 (6-3-1, 2-3-1 SEC)

Head Coach: Red Dawson

Red Dawson's first Tulane team finished 6-3-1 and started the tradition of strong defense that was the hallmark of his tenure. Six of the 1936 opponents were held to less than 10 points, including Auburn, who Tulane tied 0-0. A four-game winning streak at mid-year was the season highlight, but the team took another thumping (33-0) from LSU at the end.

Dawson went national in his recruiting and began to bring in players that would lead Tulane football back to national prominence.

S26	*OLE MISS	NEW ORLEANS	7-6	W	
O3	*AUBURN	NEW ORLEANS	0-0	T	
O10	CENTENARY	NEW ORLEANS	19-0	W	
O17	at Colgate	Hamilton, NY	28-6	W	
O24	NORTH CAROLINA	NEW ORLEANS	18/NR	21-7	W
O31	LOUISIANA TECH	NEW ORLEANS	9/NR	22-13	W
N7	*at Alabama	Birmingham, AL	10/14	7-34	L
N14	*GEORGIA	NEW ORLEANS	6-12	L	
N21	*SEWANEES	NEW ORLEANS	53-6	W	
N28	*at LSU	Baton Rouge, LA	19/2	0-33	L

1937 (5-4-1, 2-3-1 SEC)

Head Coach: Red Dawson

The 1937 Tulane team finished 5-4-1, the program's 10th consecutive winning season. Eight of the 10 opponents scored less than 10 points and the team featured the running attack expected of a Red Dawson-coached squad. The highlight of the season was an 84-0 thrashing of Mississippi College, which saw Tulane rush for a school-record 638 yards, while the opposition gained only seven.

S25	CLEMSON	NEW ORLEANS	7-0	W	
O2	*AUBURN	NEW ORLEANS	0-0	T	
O9	MISS. COLLEGE	NEW ORLEANS	84-0	W	
O16	at Colgate	Hamilton, NY	7-6	W	
O23	at North Carolina	Chapel Hill, NC	0-13	L	
O30	*OLE MISS	NEW ORLEANS	14-7	W	
N6	*ALABAMA	NEW ORLEANS	19/2	6-9	L
N13	*at Georgia	Athens, GA	6-7	L	
N20	*SEWANEES	NEW ORLEANS	13-7	W	
N27	*LSU	NEW ORLEANS	NR/8	7-20	L

1938 (7-2-1, 4-1-1 SEC) Head Coach: Red Dawson

Coach Red Dawson's program began to take hold in 1938 as Tulane won seven of its last eight games to finish 7-2-1. The only losses were by three points each to Clemson and Alabama. All-America end Ralph Wenzel and All-SEC running back Warren Brunner led the charge, but good football players walked the Tulane campus in numbers. Five opponents failed to cross the Tulane goal line that fall.

The Green Wave beat LSU for the first time since 1934, but the game was marred by a massive brawl that spilled over into the cane fields that surrounded Tiger Stadium in those days. The battle would stop momentarily when the band played the national anthem, only to resume when the last note sounded.

FINAL RANKING: 19th AP

S24	CLEMSON	NEW ORLEANS	10-13	L	
O1	*AUBURN	NEW ORLEANS	0-0	T	
O8	at North Carolina	Chapel Hill, NC	17-14	W	
O15	RICE	NEW ORLEANS	26-17	W	
O22	MERCER	NEW ORLEANS	51-0	W	
O29	*MISS. STATE	NEW ORLEANS	27-0	W	
N5	*at Alabama	Birmingham, AL	NR/15	0-3	L
N12	*GEORGIA	NEW ORLEANS	28-6	W	
N19	*SEWANEENEE	NEW ORLEANS	38-0	W	
N26	*LSU	NEW ORLEANS	14-0	W	

1939 (8-1-1, 5-0 SEC) Head Coach: Red Dawson

The 1939 team was one of Tulane's finest, finishing the regular season unbeaten and dropping a hotly-contested 14-13 decision to Texas A&M in the Sugar Bowl. Captain Paul Krueger led a blue-collar team through a tough schedule and won with defense and a punishing running game.

Coach Red Dawson assembled this team from 13 states and the Panama Canal Zone. Five of nine regular season opponents were shut out and two others scored only once. At one point, the Dawson juggernaut shut out three consecutive opponents by a combined score of 90-0.

End Ralph Wenzel and tackle Harley McCollum earned All-America recognition and guard Tommy O'Boyle and back Bobby "Jitterbug" Kellogg were named All-SEC.

When the regular season ended 8-0-1, Tulane was matched with unbeaten Texas A&M in the Sugar Bowl, and the game was a great one. A&M led 7-0 at the half, but Kellogg returned a punt 75 yards to tie it in the third period. Tough running by Fred Cassibry set up a TD rush by Monette Butler that staked Tulane to a 13-7 lead after the conversion was blocked. The Aggies struck back through the air, scoring the winning TD on a pass and lateral that Tulane hotly-contested was an illegal "pick" play. The TD stood, and one of Tulane's great football teams had suffered its only loss.



Paul Krueger captained a blue-collar Tulane team which earned a bid to the 1939 Sugar Bowl.

FINAL RANKING: 5th AP

SOUTHEASTERN CONFERENCE CHAMPIONS

S30	CLEMSON	NEW ORLEANS	7-6	W	
O7	*AUBURN	NEW ORLEANS	12-0	W	
O14	FORDHAM	NEW ORLEANS	7-0	W	
O21	NORTH CAROLINA	NEW ORLEANS	14-14	T	
O28	*OLE MISS	NEW ORLEANS	9/14	18-6	W
N11	*ALABAMA	NEW ORLEANS	7/20	13-0	W
N18	at Columbia	New York, NY	6/NR	25-0	W
N25	*SEWANEENEE	NEW ORLEANS	5/NR	52-0	W
D2	*LSU	NEW ORLEANS	5/NR	33-20	W 41,531
SUGAR BOWL					
J1	TEXAS A&M	NEW ORLEANS	5/1	13-14	L 73,000

1940 (5-5, 1-3 SEC) Head Coach: Red Dawson

Hit hard by graduation, Tulane's 1940 team posted a 5-5 record, marking the first time since 1927 that the Green Wave did not field a winning football team. Coach Red Dawson rallied the troops after the season started 0-3, but a loss to LSU in the season finale prevented a winning campaign. Guard Tommy O'Boyle earned All-America recognition as he led the charge for Dawson's ground-oriented attack. The 1940 team still holds the season record for rushing attempts with 649.

S28	BOSTON COL.	NEW ORLEANS	7-27	L	
O5	*AUBURN	NEW ORLEANS	14-20	L	
O12	at Fordham	Bronx, NY	7-20	L	
O19	RICE	NEW ORLEANS	15-6	W	
O26	at North Carolina	Chapel Hill, NC	14-13	W	
N2	CLEMSON	NEW ORLEANS	NR/10	13-0	W
N9	*at Alabama	Birmingham, AL	6-13	L	
N16	*GEORGIA	NEW ORLEANS	21-13	W	
N23	N'WESTERN ST.	NEW ORLEANS	47-0	W	
N30	*at LSU	Baton Rouge, LA	0-14	L	30,799

1941 (5-4, 2-3 SEC) Head Coach: Red Dawson

The nation drifted toward World War II as Red Dawson delivered a winning record in his last season as Tulane head coach. The 1941 team finished 5-4 and displayed a bit more offense than Dawson's previous squads, scoring better than 30 points in four of their five wins.

Ernie Blandin led the way from his tackle spot and was named a consensus All-American after the season. Bobby Glass, who was killed in action in World War II, led the rushing attack with 683 yards and eight TDs. Lou Thomas established a season record with an average of 6.8 yards total offense per play, and also returned a kickoff 100 yards in a 52-6 win over North Carolina.

S27	BOSTON COL.	NEW ORLEANS	21-7	W	
O4	*AUBURN	NEW ORLEANS	32-0	W	
O11	at Rice	Houston, TX	9-10	L	
O18	NORTH CAROLINA	NEW ORLEANS	17/NR	52-6	W
O25	*OLE MISS	NEW ORLEANS	10/NR	13-20	L
N1	*at Vanderbilt	Nashville, TN	NR/10	34-14	W
N8	*ALABAMA	NEW ORLEANS	14/NR	14-19	L
N15	at New York	New York, NY	45-0	W	
N29	*LSU	NEW ORLEANS	0-19	L	50,764

1942 (4-5, 1-4 SEC) Head Coach: Claude Simons, Jr.

Claude "Little Monk" Simons, an All-American for the Green Wave in 1934, took over the head coaching reins from Red Dawson and was faced with putting together a football team during the chaos of World War II. Players were leaving for military service, while others were coming to campus from other universities to participate in military training programs.

Simons led the Wave against a nine-game schedule and wound up with a 4-5 record, Tulane's first losing season since 1927. The season started off well as Tulane journeyed west to defeat the USC Trojans, 27-13. A three-game losing skid to conclude the season ended hopes of a winning campaign.

Lou Thomas led the team in rushing and passing.

S26	at Southern Cal	Los Angeles, CA	27-13	W	
O3	*AUBURN	NEW ORLEANS	13-27	L	
O10	RICE	NEW ORLEANS	18-7	W	
O17	*at Georgia	Athens, GA	NR/2	0-40	L
O24	NORTH CAROLINA	NEW ORLEANS	NR/19	29-14	W
O31	*VANDERBILT	NEW ORLEANS	28-21	W	
N7	*MISS. STATE	NEW ORLEANS	0-7	L	
N14	GA. NAVY P-F	NEW ORLEANS	0-7	L	
N26	*at LSU	Baton Rouge, LA	6-18	L	30,071

1943 (3-3, 1-1 SEC)

Head Coach: Claude Simons, Jr.

The six games Tulane played in 1943 were the fewest since the wartime year of 1918, and Monk Simons led his second Green Wave squad to a 3-3 record. End Ray Olsen, guard Gaston Bourgeois, center Lester Gatewood and back Joe Renfroe all earned All-SEC recognition that fall. Bourgeois, a 16-year-old freshman, started for Tulane for four years and earned All-SEC recognition each season. The 1943 victories came over Rice, SMU and LSU.

O2	MEMPHIS NAVY	NEW ORLEANS	7-41	L	
O9	at Rice	Houston, TX	33-0	W	
O23	SMU	NEW ORLEANS	12-6	W	
O30	GA. NAVY P-F	NEW ORLEANS	13-14	L	
N13	*GEORGIA TECH	NEW ORLEANS	NR/19	0-33	L
N20	*LSU	NEW ORLEANS	27-0	W	35,893

1944 (4-3, 1-2 SEC)

Head Coach: Claude Simons, Jr.

Monk Simons fielded his only winning team in 1944 as the squad finished another war-abbreviated schedule 4-3.

This team enjoyed considerable success on the ground as it rushed for over 300 yards four times, the only Tulane team since 1940 to do so. The biggest victims of the Tulane running game were Clemson (504 yards) and SMU (417 yards). Dub Jones led Wave rushers with 700 yards and earned All-America recognition.

O7	at Notre Dame	South Bend, IN	0-26	L	45,000
O14	RICE	NEW ORLEANS	21-0	W	30,000
O21	*AUBURN	NEW ORLEANS	16-13	W	
O28	SMU	NEW ORLEANS	27-7	W	22,000
N11	*at Georgia Tech	Atlanta, GA	NR/13	7-34	L
N18	CLEMSON	NEW ORLEANS	36-20	W	10,000
D2	*at LSU	Baton Rouge, LA	6-25	L	25,248

1945 (2-6-1, 1-3-1 SEC)

Head Coach: Claude Simons, Jr.

The wartime shuffling of players on and off campus finally caught up with Tulane, and the 2-6-1 record in 1945 was the school's worst since 1910. Coach Monk Simons had his team off to a 2-2-1 start in his final season, but then saw his team suffer through a four-game losing streak at the end.

Ernest Crouch produced one of the highlights of the season by returning two interceptions for touchdowns in a 19-7 win over SMU, a single-game record that still stands.

O6	*FLORIDA	NEW ORLEANS	6-6	T	20,000
O13	at Rice	Houston, TX	7-13	L	14,000
O20	*AUBURN	NEW ORLEANS	14-20	L	
O27	SMU	NEW ORLEANS	19-7	W	28,000
N3	*MISS. STATE	NEW ORLEANS	NR/15	14-13	W
N10	*GEORGIA TECH	NEW ORLEANS	7-41	L	30,000
N17	CLEMSON	NEW ORLEANS	20-47	L	18,000
N24	NOTRE DAME	NEW ORLEANS	NR/5	6-21	L
D1	*LSU	NEW ORLEANS	0-33	L	52,644

1946 (3-7, 2-4 SEC)

Head Coach: Henry Frnka

Coach Henry Frnka moved to Tulane to take over the football program after leading Tulsa to four bowl games, including two Sugar Bowls. The initial results were disappointing, but Frnka was laying a foundation that would produce significant success for the Green Wave in the late 1940s.

One of the keys to that foundation was New Orleanian Eddie Price, just out of the Navy and about to become one of the most feared rushers in college football. Price played sparingly early in his freshman year, but still led Tulane in rushing with 309 yards.

The 1946 team ended with a 3-7 record as military veterans like Bennie Ellender, O.J. Key, Ken Tarzetti, Vic Klein and Don Fortier returned to campus to help Frnka rebuild Tulane football fortunes.

S28	*ALABAMA	NEW ORLEANS	6-7	L	64,371
O5	*FLORIDA	NEW ORLEANS	27-13	W	35,000
O12	RICE	NEW ORLEANS	6-25	L	45,000
O19	*AUBURN	NEW ORLEANS	32-0	W	35,000
O26	*MISS. STATE	NEW ORLEANS	7-14	L	45,000
N9	CLEMSON	NEW ORLEANS	54-13	W	25,301
N16	*at Georgia Tech	Atlanta, GA	NR/7	7-35	L
N23	NOTRE DAME	NEW ORLEANS	NR/2	0-41	L
N30	*at LSU	Baton Rouge, LA	NR/9	27-41	L
D21	SOUTHERN CAL	NEW ORLEANS	13-20	L	25,000

1947 (2-5-2, 2-3-2 SEC)

Head Coach: Henry Frnka

Henry Frnka's second Green Wave team finished 2-5-2, but some of the pieces of the squad that exploded to success in 1948 were beginning to fall into place.

Sophomore Eddie Price led Tulane in rushing again. Against Auburn, Price rambled for 103 yards and Johnny Campora added 104 as Tulane rolled up 431 yards on the ground in a 40-0 win.

Against Alabama in the season opener, Price returned a kickoff 100 yards and Bennie Ellender came right back with a TD pass to Ray Prats as Tulane exploded for two quick TDs that keyed a 21-20 win.

S27	*ALABAMA	NEW ORLEANS	21-20	W	
O4	*GEORGIA TECH	NEW ORLEANS	0-20	L	
O11	at Rice	Houston, TX	NR/16	0-3	L
O18	*OLE MISS	NEW ORLEANS	14-27	L	
O25	*AUBURN	NEW ORLEANS	40-0	W	
N1	*MISS. STATE	NEW ORLEANS	0-20	L	
N15	*FLORIDA	NEW ORLEANS	7-7	T	
N22	at Notre Dame	South Bend, IN	NR/2	6-59	L
D6	*LSU	NEW ORLEANS	6-6	T	

1948 (9-1, 5-1 SEC)

Head Coach: Henry Frnka

Junior Eddie Price led the Green Wave to a 9-1 record with 1,178 yards rushing, as he gained at least 100 yards in seven of the team's 10 games.

Coach Henry Frnka also crafted a strong passing attack that fall, as sophomore Joe Ernst threw for 809 yards and Dick Sheffield set a season record that lasted 22 years by averaging 18.6 yards per catch.

Operating behind a forward wall that included All-SEC tackle Paul Lea and center Stan Kottemann, Price and Ernst helped the Wave end the season on an eight-game winning streak as the only loss came to Georgia Tech in game two.

Defensively, linebacker Bill Svoboda and defensive back Bobby Jones led a unit that shut out four opponents and did not allow anyone to score more than twice. The season ended on a pleasant note as Tulane swamped LSU 46-0 in Baton Rouge. The team was richly deserving of a bowl invite but got none.

FINAL RANKING: 13th AP

S25	*ALABAMA	NEW ORLEANS	21-14	W	
O2	*at Georgia Tech	Atlanta, GA	7-13	L	
O9	SOUTH CAROLINA	NEW ORLEANS	14-0	W	
O16	*OLE MISS	NEW ORLEANS	NR/10	20-7	W
O23	*AUBURN	NEW ORLEANS	17/NR	21-6	W
O30	*MISS. STATE	NEW ORLEANS	19/NR	9-0	W
N6	VMI	NEW ORLEANS	20/NR	28-7	W
N13	BAYLOR	NEW ORLEANS	35-13	W	
N20	at Cincinnati	Cincinnati, OH	14/NR	6-0	W
N27	*LSU	Baton Rouge, LA	14/NR	46-0	W



Eddie Price led the Green Wave to the 1949 SEC title as a senior; it was one of three SEC titles won by the Wave from 1934 to 1949.

1949 (7-2-1, 5-1 SEC) Head Coach: Henry Frnka

All-American Eddie Price ran wild again, rushing for 1,137 yards in only nine games as Tulane finished 7-2-1. Price ended his fabulous career as the NCAA's all-time leading rusher with 3,095 career yards. He rushed for 238 yards against Navy that season in his finest career performance, and had five games over 100 yards in the nine he played.

The team won its first three games to stretch the school's winning streak to 11. The only losses were to Notre Dame and LSU. A big upset by LSU in the season finale probably cost Tulane a bowl berth.

Tackle Paul Lea was named All-SEC for the second season in a row, and Jimmy Glisson set school records in the secondary with four interceptions in one game and nine in a season.

SOUTHEASTERN CONFERENCE CHAMPIONS

S24	*Alabama	Mobile, AL		28-14	W	
O1	*GEORGIA TECH	NEW ORLEANS		18-0	W	
O8	SE LOUISIANA	NEW ORLEANS	4/NR	40-0	W	
O15	at Notre Dame	South Bend, IN	4/1	7-46	L	
O22	*AUBURN	NEW ORLEANS	20/NR	14-6	W	
O29	*MISS. STATE	NEW ORLEANS		54-6	W	
N5	NAVY	NEW ORLEANS		21-21	T	
N12	*at Vanderbilt	Nashville, TN		41-14	W	
N19	at Virginia	Charlottesville, VA	19/NR	28-14	W	
N26	*LSU	NEW ORLEANS	10/13	0-21	L	79,292

1950 (6-2-1, 3-1-1 SEC) Head Coach: Henry Frnka

Coach Henry Frnka led the Green Wave to its third consecutive winning season with a 6-2-1 record. Harold Waggoner replaced Price as the team's top rusher, and he set a new season record by averaging 6.8 yards per carry.

Quarterback Joe Ernst set a new Tulane record with 990 passing yards. In a 27-0 win over Navy, he connected with Joe Shinn 10 times for 152 yards. Ernst's yardage record lasted 19 years, while Shinn's single-game receiving marks stood for 32 seasons. Tackle Paul Lea was named All-SEC for the third year in a row, the only Tulane player to ever achieve this honor.

FINAL RANKING: 20th AP

S30	*ALABAMA	NEW ORLEANS		14-26	L	
O7	LA. COLLEGE	NEW ORLEANS		64-0	W	
O14	NOTRE DAME	NEW ORLEANS	NR/10	9-13	L	
O21	*OLE MISS	NEW ORLEANS		27-20	W	
O28	*at Auburn	Auburn, AL		28-0	W	
N11	at Navy	Baltimore, MD		27-0	W	
N18	VIRGINIA	NEW ORLEANS		42-18	W	
N25	*VANDERBILT	NEW ORLEANS		35-6	W	
D2	*LSU	NEW ORLEANS	20/NR	14-14	T	

1951 (4-6, 1-5 SEC) Head Coach: Henry Frnka

Tulane posted a losing 4-6 mark in Coach Henry Frnka's final season. Facing an athletic deficit, the university put football on an austerity program and limited the number of scholarships. Coach Frnka left Tulane after the 1951 season with 31 wins.

A lanky Texan named Max McGee, who went on to earn fame in the NFL as a wide receiver, led Tulane rushers as a sophomore with 537 yards. W.C. McElhannon led the team with 33 receptions and Lester Kennedy just missed the school record with eight interceptions.

S29	MIAMI (FLA)	NEW ORLEANS		21-7	W	
O6	BAYLOR	NEW ORLEANS	NR/19	14-27	L	
O13	HOLY CROSS	NEW ORLEANS	NR/15	20-14	W	
O20	*at Ole Miss	Oxford, MS		6-25	L	
O27	*AUBURN	NEW ORLEANS		0-21	L	
N3	*MISS. STATE	NEW ORLEANS		7-10	L	
N10	*KENTUCKY	NEW ORLEANS	NR/12	0-37	L	
N17	*at Vanderbilt	Nashville, TN		14-10	W	
N24	SE LOUISIANA	NEW ORLEANS		48-7	W	
D1	*at LSU	Baton Rouge, LA		13-14	L	

1952 (5-5, 3-5 SEC) Head Coach: Raymond Wolf

Raymond "Bear" Wolf replaced Henry Frnka as head coach and rallied the squad from a 1-3 start to end up 5-5. The offensive highlight of the season was a 46-14 romp over Louisiana College that saw quarterback Fred Dempsey throw five TD passes. In that game, Tulane rushed for 240 yards and passed for 219.

Max McGee led Tulane rushers for the second straight season, but Roy Bailey had some bright moments, rushing for 127 yards against Mississippi State and 121 yards against Vanderbilt.

S27	*GEORGIA	NEW ORLEANS		16-21	L	
O4	SANTA CLARA	NEW ORLEANS		35-0	W	
O11	*at Georgia Tech	Atlanta, GA	NR/5	0-14	L	
O18	*OLE MISS	NEW ORLEANS		14-20	L	
O25	*at Auburn	Auburn, AL		21-6	W	
N1	*MISS. STATE	NEW ORLEANS		34-21	W	
N8	*at Kentucky	Lexington, KY		6-27	L	
N15	*VANDERBILT	NEW ORLEANS		16-7	W	
N22	LA. COLLEGE	NEW ORLEANS		46-14	W	
N29	*LSU	NEW ORLEANS		0-16	L	

1953 (1-8-1, 0-7 SEC) Head Coach: Raymond Wolf

Coach Bear Wolf's brief tenure came to an end after a 1-8-1 record. Led by Max McGee's 132 yards, Tulane rushed for 432 yards and demolished The Citadel 54-6 in the season opener. The team did not win another game as scholarship limits began to show up on the scoreboard. McGee ended the year as the squad's leading rusher for the third year in a row.

S19	THE CITADEL	NEW ORLEANS		54-6	W	
S26	*at Georgia	Athens, GA		14-16	L	
O3	at Michigan	Ann Arbor, MI	NR/4	7-26	L	
O10	*GEORGIA TECH	NEW ORLEANS	NR/10	13-27	L	
O17	*OLE MISS	NEW ORLEANS		14-45	L	
O24	*Auburn	Mobile, AL		7-34	L	
O31	ARMY	NEW ORLEANS	NR/15	0-0	T	
N7	*MISS. STATE	NEW ORLEANS		0-21	L	
N14	*VANDERBILT	NEW ORLEANS		7-21	L	
N28	*at LSU	Baton Rouge, LA		13-32	L	

1954 (1-6-3, 1-6-1 SEC)

Head Coach: Andy Pilney

Long-time Tulane assistant and former Notre Dame All-American Andy Pilney assumed the coaching reins of a football program that needed a boost, and he made an immediate impact. The 1954 squad showed significant improvement on defense, and that kept them in more football games.

Although the team won only once, they played to a school record three ties and lost a tough 14-13 decision to LSU in the season finale. Pilney began to turn it around in 1954, and the results got a lot better the next two seasons. The only win in a 1-6-3 season was a 6-0 triumph over Vanderbilt.

S18	*at Georgia Tech	Atlanta, GA	NR/7	0-28	L	28,000
S25	MEMPHIS	NEW ORLEANS		13-13	T	
O2	NORTH CAROLINA	NEW ORLEANS		7-7	T	15,000
O9	*MISS. STATE	NEW ORLEANS		0-14	L	17,000
O16	*at Ole Miss	Oxford, MS	NR/7	7-34	L	22,500
O23	*GEORGIA	NEW ORLEANS		0-7	L	16,000
O30	*Auburn	Mobile, AL		0-27	L	13,500
N6	*ALABAMA	NEW ORLEANS		0-0	T	22,000
N13	*at Vanderbilt	Nashville, TN		6-0	W	15,000
N27	*LSU	NEW ORLEANS		13-14	L	

1955 (5-4-1, 3-3-1 SEC)

Head Coach: Andy Pilney

Co-captains Tony Sardisco and Bryan Burnthorne led a resurgence in Tulane football as the program enjoyed its first winning season since 1950. Coach Andy Pilney's second Green Wave squad won three consecutive games late in the year to ensure a winning campaign.

Fullback Ronny Quillian finished second in the SEC in rushing and punting and had a big game in a Tulane win over Alabama, scoring two touchdowns, rushing for 107 yards and launching a 72-yard punt.

Quarterback Gene Newton also had some big games, running for both TDs in a 14-0 win over Georgia in Athens, passing for two TDs in a win over Auburn and scoring a TD in the 13-13 tie with LSU.

In the season opener, the Green Wave beat VMI 20-7 in the first night game ever in Tulane Stadium.

S17	VMI	NEW ORLEANS		20-7	W	
S24	at Texas	Austin, TX		21-35	L	
O1	NORTHWESTERN	NEW ORLEANS		21-0	W	
O8	*at Mississippi St.	Starkville, MS		0-14	L	
O15	*OLE MISS	NEW ORLEANS		13-27	L	
O22	*at Georgia	Athens, GA		14-0	W	
O29	*AUBURN	NEW ORLEANS	NR/8	27-13	W	
N5	*Alabama	Mobile, AL		27-7	W	
N12	*VANDERBILT	NEW ORLEANS		7-20	L	
N26	*at LSU	Baton Rouge, LA		13-13	T	

1956 (6-4, 3-3 SEC)

Head Coach: Andy Pilney

Andy Pilney did one of the great coaching jobs in Tulane history, crafting a 6-4 record that included one point losses to Texas and LSU. Coaching a team of true student-athletes during a period of financial austerity, he led the program to its second consecutive winning season against a tough schedule.

Ronny Quillian, running behind the tough blocking of fellow captains Donald Miller and Dalton Truax, led the team in rushing for the second straight season. Against Mississippi State, Quillian rushed for 141 yards and scored the game-winning TD in the final two minutes.

Quarterback Gene Newton had some big moments, breaking off an 86-yard TD run to help defeat Ole Miss in Jackson, catching a 71-yard pass against Alabama and tossing five TD passes in wins over Virginia Tech and Navy. Sophomore Claude "Boo" Mason showed promise of things to come by rushing for 128 yards against LSU.

S22	VIRGINIA TECH	NEW ORLEANS		21-14	W	
S29	TEXAS	NEW ORLEANS		6-7	L	
O6	at Northwestern	Evanston, IL		20-13	W	
O13	NAVY	NEW ORLEANS	NR/14	21-6	W	
O20	*at Ole Miss	Jackson, MS	19/6	10-3	W	
O27	*at Georgia Tech	Atlanta, GA	15/3	0-40	L	
N3	*MISS. STATE	NEW ORLEANS		20-14	W	
N10	*ALABAMA	NEW ORLEANS		7-13	L	
N17	*at Vanderbilt	Nashville, TN		13-6	W	
D1	*LSU	NEW ORLEANS		6-7	L	

1957 (2-8, 1-5 SEC)

Head Coach: Andy Pilney

The Green Wave slumped to 2-8 in 1957, the first of a school-record nine consecutive losing seasons. The wins came against Marquette and Alabama.

Defense against the pass was a highlight, as the Green Wave held the opposition to only 33 completions, a modern school record.

Junior Boo Mason led the team in rushing and he enjoyed big games against Army, rushing for 130 yards, and Marquette, against whom he scored two touchdowns in a 20-6 Tulane win.

S20	VIRGINIA TECH	NEW ORLEANS		13-14	L	
S28	at Texas	Austin, TX	NR/13	6-20	L	
O5	at Marquette	Milwaukee, WI		20-6	W	
O11	*GEORGIA	NEW ORLEANS		6-13	L	
O18	*OLE MISS	NEW ORLEANS	NR/11	0-50	L	
O26	*GEORGIA TECH	NEW ORLEANS		13-20	L	
N2	*at Miss. State	Jackson, MS		6-27	L	
N9	*Alabama	Mobile, AL		7-0	W	
N16	at Army	West Point, NY	NR/10	14-20	L	
N30	*at LSU	Baton Rouge, LA		6-25	L	

1958 (3-7, 1-5 SEC)

Head Coach: Andy Pilney

Coach Andy Pilney improved the Green Wave's record slightly, beating Navy, Texas Tech and Alabama to finish 3-7. Quarterback Richie Petitbon, who went on to an All-Pro career as a defensive back with the Chicago Bears, earned All-SEC recognition as he completed 66 of 125 passes for 728 yards.

In the win over Texas Tech, Boo Mason gained 104 yards receiving to become the first player in Tulane history to gain 100 yards in a game rushing and receiving in his career.

The season ended on a sour note as national champion LSU poured it on 62-0.

S20	*at Florida	Gainesville, FL		14-34	L	
S26	TEXAS	NEW ORLEANS		20-21	L	
O4	*at Georgia Tech	Atlanta, GA		0-14	L	
O11	*OLE MISS	NEW ORLEANS	NR/7	8-19	L	
O18	Navy	Norfolk, VA	NR/6	14-6	W	
O25	at Kansas	Lawrence, KS		9-14	L	
O31	TEXAS TECH	NEW ORLEANS		27-0	W	
N7	*Alabama	Mobile, AL		13-7	W	
N15	*at Vanderbilt	Nashville, TN		0-12	L	
N22	*LSU	NEW ORLEANS	NR/1	0-62	L	83,221

1959 (3-6-1, 0-5-1 SEC)

Head Coach: Andy Pilney

The Green Wave suffered its third consecutive losing season, but there was reason for hope in the presence of young running backs Tommy Mason and Terry Terrebonne. While Mason was a year away from one of the great seasons in Tulane history, there was nothing wrong with Terrebonne. The sophomore from New Orleans had big games in consecutive wins over Wake Forest and Detroit. Against Wake Forest, Terrebonne rushed for 112 yards in a 6-0 victory, while his 49-yard TD run keyed a 25-0 romp over Detroit.

A fog-shrouded win over Texas Tech the night before Halloween was the third victory in the 1959 season.

S18	*FLORIDA	NEW ORLEANS		0-30	L	24,086
S25	at Miami (Fla.)	Miami, FL		7-26	L	35,688
O3	WAKE FOREST	NEW ORLEANS		6-0	W	14,604
O9	DETROIT	NEW ORLEANS		25-0	W	14,246
O17	*at Ole Miss	Oxford, MS	NR/5	7-53	L	24,000
O24	*GEORGIA TECH	NEW ORLEANS	NR/9	13-21	L	21,852
O30	TEXAS TECH	NEW ORLEANS		17-7	W	13,216
N7	*Alabama	Mobile, AL		7-19	L	29,000
N14	*VANDERBILT	NEW ORLEANS		6-6	T	13,698
N21	*at LSU	Baton Rouge, LA	NR/3	6-14	L	65,000

1960 (3-6-1, 1-4-1 SEC) Head Coach: Andy Pilney

All-American Tommy Mason had one of the great seasons in Tulane football history as he led the SEC in rushing and scored 13 touchdowns. A versatile performer, Mason set a single season record for all-purpose yardage (1,452 yards) that endured 28 years.

Tulane finished 3-6-1 in 1960, but the losing season did not dim Mason's luster as far as pro scouts were concerned. He was the first player selected in the NFL draft that year, going to the Minnesota Vikings.

Quarterback Phil Nugent also had a fine season, as his 880 passing yards were the most by a Tulane player in 10 years.

S17	at California	Berkeley, CA		7-3	W	37,500
S24	*ALABAMA	NEW ORLEANS	NR/5	6-6	T	42,000
O1	at Rice	Houston, TX		7-10	L	30,000
O15	*OLE MISS	NEW ORLEANS	NR/1	13-26	L	72,000
O22	*at Georgia Tech	Atlanta, GA		6-14	L	44,000
O28	WILLIAM & MARY	NEW ORLEANS		40-8	W	22,000
N5	at Texas Tech	Lubbock, TX		21-35	L	15,000
N12	*at Florida	Gainesville, FL	NR/20	6-21	L	43,000
N19	*at Vanderbilt	Nashville, TN		20-0	W	16,000
N26	*LSU	NEW ORLEANS		6-17	L	73,000

1961 (2-8, 1-5 SEC) Head Coach: Andy Pilney

Andy Pilney's eight-year term as head coach, the second-longest in Tulane history, ended in a 2-8 season. Only Clark Shaughnessy lasted longer at the Green Wave helm, a testament to Pilney's coaching acumen in the face of restricted budgets and stiff academic standards.

Unable to effectively replace the graduated Tommy Mason, Tulane was shut out five times in 10 games, the final loss a 62-0 verdict to LSU. The two victories that season were over Virginia Tech and Vanderbilt. The season-ending loss to LSU began a school-record 17-game losing streak.

S23	at Stanford	Palo Alto, CA		7-9	L	20,562
S30	*Alabama	Mobile, AL	NR/4	0-9	L	30,262
O6	*FLORIDA	NEW ORLEANS		3-14	L	23,794
O14	VIRGINIA TECH	NEW ORLEANS		27-14	W	14,892
O21	*at Ole Miss	Jackson, MS	NR/2	0-41	L	36,168
O28	*GEORGIA TECH	NEW ORLEANS	NR/9	0-35	L	17,691
N4	at Clemson	Clemson, SC		6-21	L	22,073
N11	MIAMI (FLA)	NEW ORLEANS		0-6	L	13,662
N17	*VANDERBILT	NEW ORLEANS		17-14	W	12,730
N25	*at LSU	Baton Rouge, LA	NR/4	0-62	L	60,808

1962 (0-10, 0-7 SEC) Head Coach: Tommy O'Boyle

Former Tulane All-American Tommy O'Boyle (1938-40), an assistant to Andy Pilney in 1961, was promoted to head football coach for the 1962 season. The 1962 team posted an 0-10 record, the first Green Wave squad to go winless since the 1910 team finished 0-7. End Clem Dellenger caught 39 passes to set a new season record that would last 17 years.

S21	STANFORD	NEW ORLEANS		3-6	L	24,446
S28	*ALABAMA	NEW ORLEANS	NR/1	6-44	L	30,995
O6	at Texas	Austin, TX	NR/3	8-35	L	50,000
O12	*MISS. STATE	NEW ORLEANS		6-35	L	19,053
O20	*at Ole Miss	Jackson, MS	NR/5	0-21	L	21,000
O27	*at Georgia Tech	Atlanta, GA		12-42	L	46,370
N3	VIRGINIA TECH	NEW ORLEANS		22-24	L	13,687
N10	*at Tennessee	Knoxville, TN		16-28	L	19,965
N17	*at Vanderbilt	Nashville, TN		0-20	L	16,000
N24	*LSU	NEW ORLEANS	NR8	3-38	L	37,811

1963 (1-8-1, 0-6-1 SEC) Head Coach: Tommy O'Boyle

The 1963 team dropped its first six decisions before beating South Carolina 20-7 on the road to snap a school-record 17-game losing streak. A 10-10 tie with Vanderbilt later in the year resulted in a 1-8-1 record.

The team struggled offensively and was shut out six times as Coach Tommy O'Boyle fought to rebuild Green Wave football fortunes. The 43 points scored by the 1963 team were the fewest by a Tulane squad since the winless 1910 team scored only six points.

Ron Chapoton led the team in receptions, the last running back to do so before Melwede Moore accomplished the feat in 2001.

S20	TEXAS	NEW ORLEANS	NR/5	0-21	L	19,881
S28	*Alabama	Mobile, AL	NR/2	0-28	L	29,177
O4	MIAMI (FLA.)	NEW ORLEANS		0-10	L	16,432
O12	*at Miss. State	Jackson, MS		10-31	L	18,126
O19	*OLE MISS	NEW ORLEANS	NR/5	0-21	L	16,288
O26	*GEORGIA TECH	NEW ORLEANS		3-17	L	13,336
N2	at South Carolina	Columbia, SC		20-7	W	15,942
N9	*TENNESSEE	NEW ORLEANS		0-26	L	11,242
N16	*VANDERBILT	NEW ORLEANS		10-10	T	10,860
N23	*at LSU	Baton Rouge, LA		0-20	L	57,393

1964 (3-7, 1-5 SEC) Head Coach: Tommy O'Boyle

Coach Tommy O'Boyle's third Tulane team showed definite improvement, playing much better than its 3-7 record would indicate. After five losses to open the season, the team rallied to a 3-2 finish that included a 17-0 win in the season finale with Duke highlighted by a then-Tulane record 53-yard field goal by Don Bright.

The Duke game was postponed to season's end by Hurricane Hilda, and it marked the first time the Green Wave did not play LSU in its final game since the 1946 season.

George Smith, who led the team in rushing for the second consecutive season, had a big game against VMI, rushing for 112 yards in a 25-6 win. Quarterback Dave East set a season record with 85 completions.

S19	at Texas	Austin, TX	NR/4	0-31	L	57,543
S26	*Alabama	Mobile, AL	NR/4	6-36	L	29,088
O10	*at Miss. State	Starkville, MS		6-17	L	12,796
O17	*OLE MISS	NEW ORLEANS		9-14	L	18,727
O24	at Georgia Tech	Atlanta, GA		6-7	L	45,129
O31	VMI	NEW ORLEANS		25-6	W	14,838
N6	*at Miami (Fla.)	Miami, FL		0-21	L	31,209
N14	*at Vanderbilt	Nashville, TN		7-2	W	14,808
N21	*LSU	NEW ORLEANS	NR/8	3-13	L	46,703
N28	DUKE	NEW ORLEANS		17-0	W	11,676

NOTE: Miami (Fla.) game was designated SEC game.



Large crowds were common at Tulane Stadium, including this game on Nov. 19, 1966, when 82,567 fans were in attendance for the Tulane-LSU game.

1965 (2-8, 1-5 SEC) Head Coach: Tommy O'Boyle

Tulane's 1965 team competed well in the early going, then fell into a tailspin that cost Coach Tommy O'Boyle his job. Preseason practice was disrupted when Hurricane Betsy hit New Orleans about a week before the season opener with Texas, which was hurriedly moved from Tulane Stadium to Austin.

A game Tulane team hung tough before losing road encounters to Texas and Alabama, then rode the passing and running of sophomore phenom Bobby Duhon to a 24-16 upset of Miami. Duhon's 71-yard TD pass to Lanis O'Steen in his first collegiate start highlighted the win.

After tough losses to nationally-ranked Georgia Tech and Ole Miss, the Green Wave upset Mississippi State at home. Captain Bill Goss, an All-SEC linebacker, led a defensive unit, dubbed the "Posse," that was keeping Tulane in football games.

A run of injuries decimated squad depth as the season went on, however, and narrow losses to Vanderbilt and Stanford were followed by devastating defeats to Top Ten teams Florida and LSU, the latter by another 62-0 margin. The 2-8 finish led Tulane to seek its third head coach of the decade.

S17	at Texas	Austin, TX	NR/2	0-31	L	41,778
S25	*Alabama	Mobile, AL		0-27	L	31,920
O2	MIAMI (FLA.)	NEW ORLEANS		24-16	W	19,303
O9	GEORGIA TECH	NEW ORLEANS		10-13	L	28,730
O16	*at Ole Miss	Jackson, MS		7-24	L	17,316
O22	*MISS. STATE	NEW ORLEANS		17-15	W	21,391
O30	*VANDERBILT	NEW ORLEANS		0-13	L	20,172
N6	STANFORD	NEW ORLEANS		0-16	L	16,264
N13	*at Florida	Gainesville, FL		13-51	L	35,907
N20	*at LSU	Baton Rouge, LA		0-62	L	63,836

1966 (5-4-1) Head Coach: Jim Pittman

Coach Jim Pittman took over the coaching reins in 1966, the year the Green Wave left the Southeastern Conference, went intersectional with its schedule and turned in Tulane's only winning team of the decade. Tulane's wing-T offense was a showcase for the athletic ability of junior quarterback Bobby Duhon, whose 748 yards rushing that season are the most ever by a Green Wave signal caller.

The Green Wave defense pitched a shutout in the 1966 opener as Virginia Tech fell 13-0. The next weekend, Duhon scored twice and defensive guard Vic Eumont recovered a fumble in the Texas A&M end zone as Tulane beat the Aggies 21-13 to give Tulane its first 2-0 start since 1949.

The record became a heady 4-1 when, after a loss to Stanford, the Green Wave whipped Virginia and Cincinnati. Tailback/defensive back Pete Johns and tight end/

defensive end Jerry Colquette were two-way performers, among the last of a dying breed as college football went to unlimited substitution.

The Green Wave got its fifth win with a fourth-quarter goal-line stand against Vanderbilt, then fought heavily-favored Miami to a 10-10 tie to ensure a winning season (the last tie in Tulane history). In the season finale, 83,000 fans packed Tulane Stadium to watch LSU win a hotly-contested game in the fourth quarter as both teams finished 5-4-1.

S17	VIRGINIA TECH	NEW ORLEANS		13-0	W	19,074
S24	TEXAS A&M	NEW ORLEANS		21-13	W	28,082
O1	at Stanford	Palo Alto, CA		14-33	L	27,307
O8	at Virginia	Charlottesville, VA		20-6	W	19,649
O15	CINCINNATI	NEW ORLEANS		28-21	W	29,267
O22	at Georgia Tech	Atlanta, GA	NR/6	17-35	L	44,355
O29	at Vanderbilt	Nashville, TN		13-12	W	12,614
N5	MIAMI (FLA.)	NEW ORLEANS		10-10	T	35,231
N12	at Florida	Gainesville, FL		10-31	L	45,102
N19	LSU	NEW ORLEANS		7-21	L	82,567

1967 (3-7) Head Coach: Jim Pittman

Reality returned to Tulane football, as the previous season's resurgence was followed by a slide to 3-7. Coach Jim Pittman's second Tulane squad was again competitive, but the football began bouncing the wrong way and a lack of depth spelled defeat in several close contests.

Midway through the season, junior Warren Bankston moved from backup quarterback to running back and led all Wave rushers. Quarterback Bobby Duhon, who went on to a fine NFL career as a running back with the New York Giants, became the first Tulane player to amass more than 1,000 yards of total offense in three straight seasons.

The defense was staggered midway through the season when co-captain Jim Jancik, a stellar defensive back, went down with a knee injury.

S23	MIAMI (Ohio)	NEW ORLEANS		3-14	L	26,272
S30	at North Carolina	Chapel Hill, NC		36-11	W	15,128
O6	at Miami (Fla.)	Coral Gables, FL		14-34	L	33,530
O14	FLORIDA	NEW ORLEANS		0-35	L	23,289
O21	AIR FORCE	NEW ORLEANS		10-13	L	18,851
O28	GEORGIA TECH	NEW ORLEANS		23-12	W	23,545
N4	VANDERBILT	NEW ORLEANS		27-14	W	17,799
N11	at Tennessee	Knoxville, TN	NR/2	14-35	L	54,828
N18	VIRGINIA	NEW ORLEANS		10-14	L	17,812
N25	at LSU	Baton Rouge, LA		27-41	L	58,702

1968 (2-8)

Head Coach: Jim Pittman

The record slipped again to 2-8, but Coach Jim Pittman was bringing in folks like Rick Kingrea and Ray Hester who would one day be the keys to a Tulane football turnaround. Running back Warren Bankston, who went on to a long NFL career as a tight end with the Oakland Raiders, led the team in rushing despite missing several early season games with a leg injury. Quarterback Wayne Francingues' 1,376 yards of total offense were the second-highest in Green Wave football history to that point.

S14	at Houston	Houston, TX		7-54	L	35,277
S28	TEXAS A&M	NEW ORLEANS		3-35	L	19,637
O5	TAMPA	NEW ORLEANS		14-17	L	10,461
O12	at Florida	Gainesville, FL	NR/7	3-24	L	48,106
O19	BOSTON COLLEGE	NEW ORLEANS		28-14	W	12,867
O26	at Georgia Tech	Atlanta, GA		19-23	L	47,481
N2	at Vanderbilt	Nashville, TN		7-21	L	16,469
N9	TULSA	NEW ORLEANS		25-15	W	9,665
N16	at Virginia	Charlottesville, VA		47-63	L	15,994
N23	LSU	NEW ORLEANS		10-34	L	52,263

1969 (3-7)

Head Coach: Jim Pittman

The record improved only slightly to 3-7, but Jim Pittman's recruiting efforts began to pay off as a strong sophomore class headed by three-year starters like Steve Barrios, Joe Bullard, Paul Ellis, David Hebert and Bob Waldron moved up to varsity. After an 0-4 start, the team broke even the rest of the way, beating Pittsburgh, Georgia Tech and Vanderbilt.

Bullard established himself as Tulane's all-time best punt returner that fall, setting season records for yards and average per return that have not been approached. His 92-yard return against Vanderbilt is the longest in Green Wave history.

With Barrios as his favorite target, sophomore Rusty Lachaussee became Tulane's first 1,000-yard passer. The defensive unit that would dominate opponents and catapult Tulane to its first bowl bid in over 30 years was beginning to come together, as junior linebackers Rick Kingrea and Ray Hester got better and better. Tulane got better and better right along with them.

S20	at Georgia	Athens, GA	NR/8	0-35	L	55,235
S27	WEST VIRGINIA	NEW ORLEANS		17-35	L	14,117
O4	at Boston College	Boston, MA		24-28	L	15,500
O11	Florida	Tampa, FL	NR/12	17-18	L	43,102
O18	at Pittsburgh	Pittsburgh, PA		26-22	W	23,784
O25	NOTRE DAME	NEW ORLEANS	NR/12	0-37	L	37,768
N1	VANDERBILT	NEW ORLEANS		23-26	L	7,927
N8	GEORGIA TECH	NEW ORLEANS		14-7	W	10,333
N15	VIRGINIA	NEW ORLEANS		31-0	W	8,646
N22	at LSU	Baton Rouge, LA	NR/10	0-27	L	67,400

1970 (8-4)

Head Coach: Jim Pittman

Billboards and bumper stickers plastered all over New Orleans proclaimed 1970 as the "Year of the Green." Tulane's football team backed up the claim, earning a bid to the Liberty Bowl where they defeated Colorado. Coach Jim Pittman's final Tulane team compiled an 8-4 mark, the most wins for the Green Wave since 1948 and only the second winning season for the program in 14 years.

Seniors Rick Kingrea, Mike Walker (defensive tackle) and David Abercrombie captained the 1970 team. The Tulane defense returned 10 starters from 1969 and Paul Ellis, Joe Bullard and David Hebert formed a secondary that picked off a school-record 28 passes on what was to be one of the Green Wave's all-time great defensive units.

Offensively, Abercrombie set a school record with 246 yards rushing against North Carolina State on his way to 993 yards rushing. Through the air, quarterback Mike Walker and receiver Steve Barrios connected on some big plays, as Walker set a season record for yards per completion and Barrios set a season record for yards per catch.

After a 7-4 regular season, the Green Wave received its first bowl invite since the 1939 Sugar Bowl. Tulane was given little chance in the Liberty Bowl against a Colorado team averaging over 400 yards of total offense per game, but the Green Wave defense limited the Buffaloes to 175 yards. Abercrombie ran wild on a bright, chilly Memphis afternoon, and it was Colorado who had no chance to win. The final score of 17-3 sounded closer than it really was. The week after the game, Jim Pittman accepted an offer to coach TCU.

FINAL RANKING: 17th AP

S12	at Texas Tech	Lubbock, TX		14-21	L	43,250
S19	GEORGIA	NEW ORLEANS	NR/19	17-14	W	30,294
S26	at Illinois	Champaign, IL		23-9	W	27,864
O3	at Cincinnati	Cincinnati, OH		6-3	W	11,324
O10	at Air Force	Colorado Spr., CO	NR/8	3-24	L	31,508
O17	NORTH CAROLINA	NEW ORLEANS		24-17	W	23,900
O24	at Georgia Tech	Atlanta, GA		6-20	L	32,129
O31	at Vanderbilt	Nashville, TN		10-7	W	19,000
N7	MIAMI (FLA.)	NEW ORLEANS		31-16	W	23,250
N21	N.C. STATE	NEW ORLEANS		31-0	W	19,542
N28	LSU	NEW ORLEANS	NR/7	14-26	L	81,233

LIBERTY BOWL

D12	Colorado	Memphis, TN		17-3	W	44,640
-----	----------	-------------	--	------	---	--------

1971 (3-8)

Head Coach: Bennie Ellender

Former Tulane quarterback Bennie Ellender returned to his alma mater as head coach after leading Arkansas State to a college division national championship in 1970. Excitement ran high entering 1971, but the results, unfortunately, did not match those expectations as Tulane lost its last five games to finish 3-8. Texas Tech was TU's first victim as sophomore defensive end Mike Truax blocked a fourth-quarter punt to spark a come-from-behind victory. The Green Wave dropped its next three games, then rallied to beat North Carolina and Pittsburgh to even the season record before going into a five-game slide.

Senior wide receiver Steve Barrios missed the first four games, but his return against North Carolina gave the Wave a boost as he caught touchdown passes of 56 and 42 yards. The next weekend, Barrios became the first Tulane receiver to gain 1,000 career yards as he caught three passes for 76 yards in a 33-8 win over Pitt.

Running back Ricky Hebert rushed for 819 yards, highlighted by a 124-yard performance against LSU. Tulane had two 100-yard returns that fall on an interception by David Hebert against Rice and a kickoff by Coleman Dupre against North Carolina.

S11	TEXAS TECH	NEW ORLEANS		15-9	W	21,378
S18	at Georgia	Athens, GA	NR/11	7-17	L	51,542
S25	at Rice	Houston, TX		11-14	L	25,000
O2	WILLIAM & MARY	NEW ORLEANS		3-14	L	17,392
O9	at North Carolina	Chapel Hill, NC	NR/18	37-29	W	39,500
O16	PITTSBURGH	NEW ORLEANS		33-8	W	17,650
O23	GEORGIA TECH	NEW ORLEANS		16-24	L	50,248
O30	VANDERBILT	NEW ORLEANS		9-13	L	17,941
N6	OHIO	NEW ORLEANS		7-30	L	9,922
N13	at Notre Dame	South Bend, IN	NR/8	7-21	L	59,075
N27	at LSU	Baton Rouge, LA	NR/10	7-36	L	59,897

1972 (6-5)

Head Coach: Bennie Ellender

Relentless defense and the emergence of sophomore quarterback Steve Foley put Coach Bennie Ellender's second Tulane team back in the win column in 1972, and the 6-5 record could have been a lot better.

One of those "losses" came when Miami was inadvertently awarded a fifth down with barely over a minute left in the game, which they used to score the winning touchdown. Another loss came in the season finale when the Tulane fullback was stopped a foot short of the winning TD as time expired.

Defensive back George Ewing accomplished more in 1972 than most players do in a whole career. In spite of losing two games to injury, Ewing scored five return TDs, bringing back three punts and two interceptions for scores.

The Green Wave's 1972 defense was one of the best in school history as six opponents scored fewer than 10 points. Glenn Harder, Mike Mullen, Harold Asher and Rusty Chambers gave Tulane one of its deepest linebacking corps ever, while sensational sophomore Charles Hall provided a dominating presence up front. Defensive end Randy Lee and safety David Lee provided Tulane with one of the most effective brother combinations in its history.

S16	at Boston College	Boston, MA		10-0	W	27,411
S23	GEORGIA	NEW ORLEANS	NR/16	24-13	W	43,084
S30	at Michigan	Ann Arbor, MI	18/8	7-41	L	84,162
O7	PITTSBURGH	NEW ORLEANS		38-6	W	20,417
O14	at Miami (Fla.)	Miami, FL		21-24	L	18,956
O21	at West Virginia	Morgantown, WV		19-31	L	29,500
O28	at Georgia Tech	Atlanta, GA		7-21	L	48,096
N4	KENTUCKY	NEW ORLEANS		18-7	W	18,377
N11	OHIO	NEW ORLEANS		44-6	W	17,535
N18	at Vanderbilt	Nashville, TN		21-7	W	10,532
D4	LSU	NEW ORLEANS	NR/11	3-9	L	85,372



In addition to playing in the Astro-Bluebonnet Bowl, the 1973 Tulane squad defeated LSU, 14-0, before 86,598 fans, the largest football crowd in the history of the South at that time.

1973 (9-3)

Head Coach: Bennie Ellender

Coach Bennie Ellender fielded his most successful football team in 1973, as quarterback Steve Foley and All-America defensive tackle Charles Hall led the way to a 9-2 regular season and an invitation to the Astro-Bluebonnet Bowl in Houston.

The Green Wave won its first six games for the school's best start since 1934, but the highlight of the year was the season finale with LSU. In that game, the Green Wave beat the Tigers for the first time since 1948, taking a 14-0 win before a beyond-capacity crowd of 86,598 in Tulane Stadium.

Foley led the 1973 team in both passing and rushing and was named MVP at season's end. He ran for two TDs in the season opener with Boston College, broke a 72-yard TD run to start off a rout over VMI, threw the winning TD pass with nine seconds left against Duke and scampered for 181 yards (the most ever by a Tulane QB) against Vanderbilt to clinch the bowl bid.

Hall and sophomore middle guard Mark Olivari created havoc in the middle of the defensive line and junior linebacker Rusty Chambers made 153 tackles as five opponents were held to six points or less. The defense shut out VMI, North Carolina and LSU. It was a year to remember, as only the 1931 and 1934 teams had won more games in one season. In the bowl game against Houston, an explosive Cougar squad romped 47-7 in the Astrodome.

FINAL RANKING: 20th AP/15th UPI

S22	BOSTON COLLEGE	NEW ORLEANS		21-16	W	33,880
S29	VMI	NEW ORLEANS		42-0	W	25,037
O6	at Pittsburgh	Pittsburgh, PA		24-6	W	25,054
O13	at Duke	Durham, NC	18/NR	24-17	W	20,500
O20	NORTH CAROLINA	NEW ORLEANS	17/NR	16-0	W	38,502
O27	GEORGIA TECH	NEW ORLEANS	15/NR	23-14	W	66,826
N3	at Kentucky	Lexington, KY	14/NR	7-34	L	49,360
N10	NAVY	NEW ORLEANS		17-15	W	40,135
N17	VANDERBILT	NEW ORLEANS		24-3	W	31,199
N24	at Maryland	College Park, MD	17/NR	9-42	L	19,416
D1	LSU	NEW ORLEANS	NR/8	14-0	W	86,598
ASTRO-BLUEBONNET BOWL						
D29	at Houston	Houston, TX	17/14	7-47	L	44,358

1974 (5-6)

Head Coach: Bennie Ellender

With senior quarterback Steve Foley continuing his inspired play from the season before, Coach Bennie Ellender's fourth Tulane team roared to a 5-0 start. The fifth win was by 30-3 over The Citadel, as Foley ran for 142 of the team's 340 rushing yards. At this point, Ellender had coached Tulane to 17 wins in its last 20 regular season games.

Game six was a regionally-televised game against Georgia Tech in Atlanta, and Foley appeared to be driving Tulane toward a go-ahead score early in the second half when he broke his foot on a goal-line scramble. Tulane did not win another game that season and ended up 5-6, a dramatic indication of the value a healthy Steve Foley brought to the Green Wave football program.

On a cold, damp Nov. 30 afternoon the Green Wave played its last game ever in Tulane Stadium, dropping a 26-10 decision to Ole Miss.

S14	USL	NEW ORLEANS		17-16	W	29,878
S21	at Army	West Point, NY		31-14	W	30,279
S28	WEST VIRGINIA	NEW ORLEANS		17-14	W	31,647
O12	at Air Force	Colorado Spr., CO		10-3	W	26,244
O19	THE CITADEL	NEW ORLEANS	20/NR	30-3	W	41,399
O26	at Georgia Tech	Atlanta, GA	18/NR	7-27	L	48,623
N2	KENTUCKY	NEW ORLEANS		7-30	L	38,384
N9	at Boston College	Boston, MA		3-27	L	17,002
N16	at Vanderbilt	Nashville, TN		22-30	L	22,400
N23	at LSU	Baton Rouge, LA		22-24	L	66,017
N30	OLE MISS	NEW ORLEANS		10-26	L	44,208

1975 (4-7)

Head Coach: Bennie Ellender

Coach Bennie Ellender's last Tulane team got off to another strong start, but this time a late season losing streak cost him his job. Despite losing starting quarterback Terry Looney to a season-ending knee injury the week before the season opener, Tulane defeated Ole Miss 14-3 in the first college game played in the Louisiana Superdome. Senior Buddy Gilbert took over the quarterback job and delivered, establishing season records for passes completed and passing yards. His favorite target was senior Jaime Garza, who led Tulane in receiving for the third consecutive season.

After a 4-2 start that included wins over Clemson, Ole Miss, West Virginia and Boston College, the Green Wave lost five in a row to finish 4-7. The squad remained competitive during that streak, losing a one-point decision to Air Force and a two-point decision to North Carolina on a last-second field goal. The season ended unpleasantly, however, as LSU topped the Green Wave 42-6. The following week, Ellender, the winningest coach at Tulane in 25 years, was fired.

S13	at Clemson	Clemson, SC		17-13	W	45,100
S20	OLE MISS	NEW ORLEANS		14-3	W	50,000
S27	SYRACUSE	NEW ORLEANS		13-31	L	33,200
O4	VANDERBILT	NEW ORLEANS		3-6	L	30,100
O11	at Boston College	Boston, MA		17-7	W	11,775
O18	at West Virginia	Morgantown, WV		16-14	W	33,842
O25	GEORGIA TECH	NEW ORLEANS		0-23	L	63,333
N1	at Kentucky	Lexington, KY		10-23	L	56,500
N8	AIR FORCE	NEW ORLEANS		12-13	L	31,790
N15	NORTH CAROLINA	NEW ORLEANS		15-17	L	29,850
N22	LSU	NEW ORLEANS		6-42	L	70,850

1976 (2-9)

Head Coach: Larry Smith

Coach Larry Smith took over the Tulane helm for the 1976 season, and things got worse before they got better. The unquestioned bright spot in a 2-9 season was the presence of freshman quarterback Roch Hontas, who would become one of Tulane's all-time greats. Hontas completed 61-of-114 pass attempts for 697 yards as a part-time starter that fall, the first of four seasons that he would lead Tulane in passing. His favorite target was junior Zack Mitchell, the first tight end to ever lead Tulane in receiving.

In addition to Hontas, Smith brought another all-time great to the Tulane campus in 1976 in the person of Canadian Ed Murray, who went on to break just about every Green Wave place-kicking record.

The Green Wave wins were over Vanderbilt and Army, the latter victory featuring a 96-yard interception return by Arthur Green.

S11	CINCINNATI	NEW ORLEANS		14-21	L	29,134
S18	at Ole Miss	Oxford, MS	NR/20	7-34	L	33,231
S25	BOSTON COLLEGE	NEW ORLEANS	NR/18	3-27	L	20,235
O2	at Vanderbilt	Nashville, TN		24-13	W	21,000
O9	at Syracuse	Syracuse, NY		0-3	L	11,223
O16	ARMY	NEW ORLEANS		23-10	W	25,327
O23	at Georgia Tech	Atlanta, GA		16-28	L	31,214
O30	MEMPHIS	NEW ORLEANS		7-14	L	25,879
N6	WEST VIRGINIA	NEW ORLEANS		28-32	L	29,327
N13	RUTGERS	NEW ORLEANS		20-29	L	28,872
N20	at LSU	Baton Rouge, LA		7-17	L	64,318

1977 (3-8)

Head Coach: Larry Smith

Sophomore Roch Hontas was the bright spot in a 3-8 season as he completed a school record 63.4 percent of his pass attempts, including 33-of-42 passes for 373 yards versus SMU in one of the top passing performances in Green Wave history up to that time. Coach Larry Smith added a key building block when he brought in running back Marvin Christian, who would lead Tulane in rushing the next three seasons. Christian showed promise of things to come with a 142-yard rushing performance against Stanford.

The Green Wave was a bit more competitive than the season before as it lost four games by four points or less. Hontas and Christian owed much of their offensive success to an improved offensive line, led by senior offensive tackle Eric Laakso, who went on to a fine NFL career with the Miami Dolphins.

S10	at Memphis	Memphis, TN		9-27	L	26,792
S17	STANFORD	NEW ORLEANS		17-21	L	30,482
S24	at SMU	Dallas, TX		23-28	L	18,460
O1	VANDERBILT	NEW ORLEANS		36-7	W	21,483
O8	at Boston College	Boston, MA		28-30	L	18,577
O15	CINCINNATI	NEW ORLEANS		16-13	W	22,546
O22	GEORGIA TECH	NEW ORLEANS		14-38	L	28,345
O29	at Pittsburgh	Pittsburgh, PA	NR/13	0-48	L	46,273
N5	at Miami (Fla.)	Miami, FL		13-10	W	20,140
N12	at Rutgers	Piscataway, NJ		8-47	L	16,500
N19	LSU	NEW ORLEANS		17-20	L	72,025

1978 (4-7)

Head Coach: Larry Smith

Coach Larry Smith's third Tulane team came on strong at the end of the season to augur the bright future to come. After dropping its first four games, the 1978 squad finished 4-3 to gain momentum toward what would be an outstanding 1979 campaign.

Junior quarterback Roch Hontas had another fine season as he became the first Tulane passer to complete more than 100 passes in a season twice. Against Memphis, Hontas delivered an 80-yard TD bomb to Darrell Griffin, then the longest pass in Tulane history. Marvin Christian had an outstanding season, gaining 879 yards, one of the top marks in school history at the time. Junior Ed Murray kicked a 54-yard field goal against Memphis, tying the school record. On defense, Frank Robinson and Marty Wetzel each had more than 100 tackles.

S9	at Maryland	College Park, MD		7-31	L	31,458
S16	PITTSBURGH	NEW ORLEANS	NR/14	6-24	L	32,658
S23	at Georgia Tech	Atlanta, GA		17-27	L	25,205
S30	at Stanford	Palo Alto, CA	NR/20	14-17	L	40,111
O7	at Vanderbilt	Nashville, TN		38-3	W	27,600
O14	BOSTON COL.	NEW ORLEANS		9-3	W	27,177
O21	TCU	NEW ORLEANS		7-13	L	22,748
O28	MEMPHIS	NEW ORLEANS		41-24	W	19,127
N4	MIAMI (FLA)	NEW ORLEANS		20-16	W	20,045
N11	at Ole Miss	Oxford, MS		3-13	L	28,580
N25	at LSU	Baton Rouge, LA		21-40	L	75,876

1979 (9-3)

Head Coach: Larry Smith

The 1979 squad won as many games as Coach Larry Smith's first three teams combined and finished the regular season 9-2 to earn an invitation to play Penn State in the Liberty Bowl.

The offensive leader was senior quarterback Roch Hontas, who turned in one of the outstanding single-season performances in Tulane football history. Hontas completed 215-of-367 pass attempts for 2,345 yards and 21 TDs to set single-season records.

His favorite targets were wide receiver Alton Alexis and tight end Rodney Holman, who set a season receiving record with 47 catches each. Marvin Christian led Tulane in rushing for the third consecutive season. Kicker Ed Murray was perfect on 35 extra point attempts and set a new season record for kicking points, as he was named to the All-South Independent team for the fourth straight season.

Late in the year, the team went on one of the greatest tears in modern Tulane history, outscoring Boston College, Ole Miss and LSU by a combined score of 116-36. In the Liberty Bowl against Penn State, the Nittany Lions won a battle of field goals, 9-6, on a cold, wet afternoon in Memphis. Following the season, Smith accepted the head coaching position at the University of Arizona.

S8	STANFORD	NEW ORLEANS	NR/13	33-10	W	44,326
S15	at Rice	Houston, TX		17-21	L	20,000
S22	at TCU	Fort Worth, TX		33-19	W	15,203
S29	SMU	NEW ORLEANS	NR/19	24-17	W	42,563
O6	VANDERBILT	NEW ORLEANS		42-14	W	27,873
O13	at Southern Miss	Hattiesburg, MS		20-19	W	30,028
O20	at West Virginia	Morgantown, WV		17-27	L	28,303
O27	GEORGIA TECH	NEW ORLEANS		12-7	W	51,963
N3	at Boston College	Boston, MA		43-8	W	12,236
N10	OLE MISS	NEW ORLEANS		49-15	W	45,647
N17	LSU	NEW ORLEANS	20/NR	24-13	W	73,496

LIBERTY BOWL

D22	Penn State	Memphis, TN	15/NR	6-9	L	50,021
-----	------------	-------------	-------	-----	---	--------

1980 (7-5)

Head Coach: Vince Gibson

New head coach Vince Gibson led Tulane to a 7-4 regular season record and an invitation to the Hall of Fame Bowl in Birmingham, marking the first time the Green Wave participated in postseason play in consecutive seasons.

Senior quarterback Nickie Hall, who had spent three seasons in the shadow of the great Roch Hontas, finally got his chance and delivered, tying Hontas' single-season TD pass mark of 21 while passing and running for a school-record 174 points. Against SMU, Hall set a total offense record with 384 yards, including an 84-yard pass to Marcus Anderson, then the longest in school history. Against Rice, Hall threw five TD passes and Robert Griffin caught four of them.

Defensively, linebackers Frank Robinson, Marty Wetzel and middle guard Wilfred Simon all had more than 100 tackles for the second consecutive season. Cornerback Lionel Washington, who went on to a fine NFL career with the Raiders, led the team with five interceptions.

The 1980 season was not short on exciting finishes, as kicker Vince Manalla kicked field goals to beat Ole Miss and Kentucky with no time remaining. After a 2-3 start, Tulane won five in a row to clinch the bowl bid. Win No. 5 was a special one, as Hall ran for two TDs and passed for another to lead Tulane to its first win over Georgia Tech in Atlanta since 1933.

In the Hall of Fame Bowl at Birmingham's Legion Field, Arkansas took a 34-15 win.

S6	SOUTHERN MISS	NEW ORLEANS		14-17	L	44,698
S13	at Stanford	Palo Alto, CA	NR/13	14-19	L	54,829
S20	RICE	NEW ORLEANS		35-14	W	40,321
S27	at Ole Miss	Oxford, MS		26-24	W	37,419
O4	SMU	NEW ORLEANS		21-31	L	42,563
O11	at Vanderbilt	Nashville, TN		43-21	W	35,960
O18	AIR FORCE	NEW ORLEANS		28-7	W	28,101
O25	at Georgia Tech	Atlanta, GA		31-14	W	35,117
N1	KENTUCKY	NEW ORLEANS		24-22	W	42,139
N15	MEMPHIS	NEW ORLEANS		21-16	W	33,184
N22	at LSU	Baton Rouge, LA		7-24	L	69,248

HALL OF FAME BOWL

D27	Arkansas	Birmingham, AL		15-34	L	30,000
-----	----------	----------------	--	-------	---	--------

1981 (6-5)

Head Coach: Vince Gibson

With Nickie Hall graduated, head coach Vince Gibson struggled to find an adequate replacement at the all-important quarterback position. When Gibson found his man, junior college transfer Mike McKay, the 1981 team went from mediocre to excellent in a hurry. The Green Wave sputtered to an 0-3 start, but in game four, another loss, McKay came on in the second half and flashed the form that was to turn things around.

With McKay doing most of the quarterbacking, the Wave won six of its last seven games to finish 6-5. In eight games, McKay completed 78-of-124 passes for 927 yards with three interceptions and 10 TDs. Running back Marvin Lewis had a big year, rushing for 860 yards and nine TDs. Tight end Rodney Holman, who went on to a long NFL career, ended his Tulane career as the Green Wave's all-time leading receiver with 135 catches.

The strength of the 1981 team was on defense, as the Green Wave allowed fewer points (144) than any Tulane team since college football went to an 11-game schedule in 1970. Defensive lineman Brian Douglas had a 23 tackles behind the line of scrimmage, and linebackers Darryl Tipton, Ricky Goff, Jeff Roberts and Sly McGrew all had at least 100 tackles.

Four of the five losses sustained by the 1981 team were by less than nine points, including a 13-5 decision to eventual national champion Clemson. In the season finale, Tulane crushed LSU, 48-7, to record its second win in three years over the Tigers.

S5	OLE MISS	NEW ORLEANS	18-19	L	43,685
S12	CLEMSON	NEW ORLEANS	5-13	L	45,736
S19	at Southern Miss	Hattiesburg, MS	3-21	L	32,756
O3	at Rice	Houston, TX	16-20	L	17,000
O10	VANDERBILT	NEW ORLEANS	14-10	W	32,431
O17	at Air Force	Colorado Spr., CO	31-13	W	18,467
O24	GEORGIA TECH	NEW ORLEANS	27-10	W	37,431
O31	at Cincinnati	Cincinnati, OH	13-17	L	19,486
N7	MARYLAND	NEW ORLEANS	14-7	W	32,474
N14	at Memphis	Memphis, TN	24-7	W	14,827
N28	LSU	NEW ORLEANS	48-7	W	71,546

1982 (4-7)

Head Coach: Vince Gibson

Vince Gibson's last Tulane squad was the only one to finish with a losing record, but the 1982 team ended its season in style with a win over Orange Bowl-bound LSU in Tiger Stadium. With the rain pouring down and time running out, quarterback Mike McKay tossed a fourth-down, 31-yard TD pass to fullback Reggie Reginelli for the game-winner as the Green Wave came from behind to win 31-28. It was the third and final lead change in one of the great games in the series and marked Tulane's third win over LSU in four seasons.

McKay enjoyed a fine year passing the football, throwing for 1,903 yards and finishing as Tulane's career leader in completion percentage. His prime target was Robert Griffin, who made a then-record 56 receptions. Tony Wood had a strong season kicking the football, as he kicked 52- and 53-yard field goals and was perfect on 22 extra points.

Three days after defeating LSU, Gibson resigned with a 17-17 record in three seasons.

S4	MISS. STATE	NEW ORLEANS	21-30	L	53,641	
S11	at SMU	Dallas, TX	NR/8	7-51	L	33,814
S18	RICE	NEW ORLEANS	30-6	W	33,460	
O2	at Vanderbilt	Nashville, TN	21-24	L	39,456	
O9	GEORGIA TECH	NEW ORLEANS	13-19	L	34,321	
O16	SOUTHERN MISS	NEW ORLEANS	10-22	L	39,685	
O23	MEMPHIS	NEW ORLEANS	17-10	W	26,710	
O30	BAYLOR	NEW ORLEANS	30-15	W	23,463	
N6	at Ole Miss	Jackson, MS	14-45	L	23,314	
N20	FLORIDA	NEW ORLEANS	7-21	L	27,795	
N27	at LSU	Baton Rouge, LA	NR/12	31-28	W	76,114

1983 (2-9)

Head Coach: Wally English

Wally English began a controversial two-year reign as Tulane's head coach in 1983.

The day before the 1983 season opener with Mississippi State, Jon English, Wally's son, filed suit in district court against the NCAA and Tulane, alleging that he was unjustly being deprived of a final season of eligibility. He received a temporary restraining order that allowed him to play while the case worked its way through the courts, and he played six games before his attorneys ran out of legal maneuvers and he was declared ineligible. The two games that Tulane won while Jon English played were forfeited to Ole Miss and Florida

State, and the Green Wave wound up with a 2-9 record.

Future NFL performers like Bubby Brister, Don Maggs, Ron Tilton and Burnell Dent dotted the roster. Brister left the team after being replaced by Jon English midway through the first two games of the season. Dent set a new Tulane record for tackles in a season with 172 that fall to register the most impressive individual performance.

S3	at Mississippi St.	Starkville, MS	9-14	L	27,311	
S10	#OLE MISS	NEW ORLEANS	27-23	L	33,389	
S17	#FLORIDA STATE	NEW ORLEANS	NR/9	34-28	L	35,463
S24	at Kentucky	Lexington, KY	14-26	L	57,425	
O1	VANDERBILT	NEW ORLEANS	17-30	L	30,756	
O8	at Memphis	Memphis, TN	25-28	L	29,367	
O15	USL	NEW ORLEANS	17-15	W	26,980	
O22	at Southern Miss	Hattiesburg, MS	14-7	W	31,257	
O29	at Baylor	Waco, TX	18-24	L	20,050	
N5	VIRGINIA TECH	NEW ORLEANS	10-26	L	21,391	
N24	LSU	NEW ORLEANS	7-20	L	51,765	

Tulane later forfeited game.

1984 (3-8)

Head Coach: Wally English

Coach Wally English led the Green Wave to a 3-8 record in his final season as head coach, defeating Vanderbilt, Southern Miss and Memphis State. Notre Dame transfer Ken Karcher took over the starting quarterback spot. His favorite target was sophomore tight end Larry Route, who led the squad with 46 catches. Mike Jones led the team in rushing with 573 yards, including 129 in the season finale with LSU. Linebacker Burnell Dent led the team in tackles again, this time with 139.

The Tulane-LSU game was called with less than a minute remaining when a bench-clearing brawl broke out between the teams on an extra point attempt. English's two-year tenure ended the following week when Tulane announced it would seek a new head coach.

S1	MISS. STATE	NEW ORLEANS	3-30	L	38,695	
S15	at Florida	Gainesville, FL	21-63	L	65,265	
S22	KENTUCKY	NEW ORLEANS	26-30	L	16,505	
S29	at Ole Miss	Oxford, MS	14-19	L	33,866	
O6	at Vanderbilt	Nashville, TN	27-23	W	41,216	
O13	SOUTHERN MISS	NEW ORLEANS	35-7	W	30,734	
O20	at Florida State	Tallahassee, FL	NR/15	6-27	L	54,785
N3	at Virginia Tech	Blacksburg, VA	6-13	L	30,400	
N10	at Pittsburgh	Pittsburgh, PA	10-21	L	20,159	
N17	MEMPHIS	NEW ORLEANS	14-9	W	20,109	
N24	at LSU	Baton Rouge, LA	15-33	L	77,983	

1985 (1-10)

Head Coach: Mack Brown

Mack Brown, barely 34 years old when the 1985 season kicked off, took over the head coaching and athletic director responsibilities and set about to rebuild the football program. The Green Wave struggled through a long 1-10 season in 1985, but Brown stayed the course and slowly righted the ship.

The major positive development of Brown's first year was the signing of future star quarterback Terrence Jones, who went on to be one of Tulane's all-time greats. With Ken Karcher returning as the No. 1 quarterback, Jones volunteered to play tailback and led the team in rushing.

The season opened with eight straight losses before Tulane beat Southwestern Louisiana for its only win. Sophomore Marc Zeno set new Tulane season records with 73 catches for 1,137 yards in 1985 and set a then-single-game mark with 208 yards against LSU. Linebacker Burnell Dent led Tulane in tackles for the third straight season with 120.

A31	FLORIDA STATE	NEW ORLEANS	NR/19	12-38	L	37,478
S14	at TCU	Fort Worth, TX	13-30	L	31,512	
S21	at Kentucky	Lexington, KY	11-16	L	56,812	
S28	OLE MISS	NEW ORLEANS	10-27	L	32,578	
O5	VANDERBILT	NEW ORLEANS	17-24	L	25,979	
O12	at Memphis	Memphis, TN	21-38	L	31,298	
O19	at Mississippi St.	Starkville, MS	27-31	L	30,420	
N2	at Georgia	Athens, GA	3-58	L	81,407	
N9	USL	NEW ORLEANS	27-17	W	24,040	
N23	at Southern Miss	Hattiesburg, MS	6-24	L	21,753	
N30	LSU	NEW ORLEANS	19-31	L	64,194	

1986 (4-7)

Head Coach: Mack Brown

Coach Mack Brown's second team took some lumps, but the record improved to 4-7 as it became obvious that better days were ahead. One reason for that was the emergence of sophomore quarterback Terrence Jones. In the season opener with TCU, Jones set a new school record with 388 passing yards and 484 yards of total offense, and when the season was over he had thrown for 2,124 yards with just seven interceptions while completing 159-of-284 pass attempts.

Receiver Marc Zeno had a dynamite junior season, catching 68 passes for 1,033 yards while setting Tulane career marks for receptions and yards. Fullback Rodney Hunter led the squad in rushing with 657 yards, the most by a Tulane back since 1981. Defensively, linebacker Richard Harvey and defensive back Thurston Harrison each had over 100 tackles.

S13	TCU	NEW ORLEANS	31-48	L	34,187	
S20	at Vanderbilt	Nashville, TN	35-17	W	40,155	
S27	at Ole Miss	Oxford, MS	10-35	L	25,000	
O4	WICHITA STATE	NEW ORLEANS	20-21	L	24,481	
O11	at Florida State	Tallahassee, FL	21-54	L	53,701	
O18	MISS. STATE	NEW ORLEANS	NR/13	27-34	L	47,263
O25	SOUTHERN MISS	NEW ORLEANS	35-20	W	28,417	
N1	USL	NEW ORLEANS	42-39	W	44,132	
N8	LOUISVILLE	NEW ORLEANS	12-23	L	22,108	
N15	MEMPHIS	NEW ORLEANS	15-6	W	23,614	
N29	at LSU	Baton Rouge, LA	17-37	L	78,131	



The 1987 Green Wave scored more points than any other TU team in the first 100 years of the program. Marc Zeno closed his career as the NCAA leader in career receiving with 3,725 yards.

1987 (6-6)

Head Coach: Mack Brown

Coach Mack Brown's last Tulane team was an exciting one, scoring and giving up more points than any other squad in the first 100 years of Green Wave football. It was a competitive club that finished the regular season with a 6-5 record, with three of the losses by seven points or less. After the regular season, Tulane played in its eighth bowl game, facing Washington in the Independence Bowl in Shreveport.

Tulane's Marc Zeno set the NCAA career receiving yardage record as he ended his college career with 3,725 yards. Zeno's 77 receptions and 1,206 yards surpassed his own school marks and he earned All-America honors.

Junior quarterback Terrence Jones was on the throwing end of nearly all of Zeno's receptions that fall as he set new Green Wave records for passing yards and total offense. With a full season left, Jones was already Tulane's career total offense leader. Tailback Marvin Allen scored 11 TDs, including four against Virginia Tech on three short runs and a 76-yard bomb from Jones. Tulane triumphed 57-38 to record the most points by the Green Wave since 1950. On the season, Tulane amassed a school-record 370 points.

The Green Wave and LSU played one of the great games in the series in 1987, as the Tigers scored in the final minute to win 41-36. Just prior to the Independence Bowl, Brown announced he was leaving to become head coach at North Carolina. He coached the bowl game, which the Green Wave lost, 24-12, to Washington.

S5	at Louisville	Louisville, KY	40-42	L	32,242
S12	IOWA STATE	NEW ORLEANS	25-12	W	27,561
S19	at Southern Miss	Hattiesburg, MS	24-31	L	16,023
S26	OLE MISS	NEW ORLEANS	31-24	W	40,302
O3	VANDERBILT	NEW ORLEANS	27-17	W	34,878
O17	at Memphis	Memphis, TN	36-45	L	32,751
O24	VIRGINIA TECH	NEW ORLEANS	57-38	W	31,280

O31	at Florida State	Tallahassee, FL	NR/4	14-73	L	52,210
N7	at Miss. State	Starkville, MS		30-19	W	23,647
N14	USL	NEW ORLEANS		38-10	W	31,253
N21	LSU	NEW ORLEANS		36-41	L	70,168

INDEPENDENCE BOWL

D19	Washington	Shreveport, LA		12-24	L	41,683
-----	------------	----------------	--	-------	---	--------

1988 (5-6)

Head Coach: Greg Davis

Greg Davis, Tulane's assistant head coach under Mack Brown, was promoted to the top spot for the 1988 season and led his first Green Wave team to a 5-6 record. The Green Wave got off to a 3-1 start, including a season-opening 33-19 win over Tennessee-Chattanooga, but a four-game losing streak after that dampened chances for a winning season. The losing streak was snapped with wins over Ole Miss and Mississippi State, but the squad fell short of a winning season by losing to LSU in the season finale.

The 1988 season marked the end of the fabulous college career of Terrence Jones, who accumulated 9,445 yards of total offense to rank among the top 10 in NCAA history. Jones smashed nearly every career passing record during his four years on campus and led Tulane in rushing and passing in 1988.

He had a new target in converted quarterback Jerome McIntosh, who caught 52 passes for 908 yards and seven TDs. Junior Michael Pierce also emerged as an offensive threat as he smashed Tommy Mason's 28-year-old record for all-purpose yardage with 1,644.

Defensively, Mitchell Price intercepted five passes, while linebacker Richard Harvey led the team in tackles for the third straight season.

S3	CHATTANOOGA	NEW ORLEANS		33-19	W	21,777
S10	at Iowa State	Ames, IA		13-30	L	41,780
S17	KANSAS STATE	NEW ORLEANS		20-16	W	24,490
S24	MEMPHIS	NEW ORLEANS		20-19	W	26,426
O1	FLORIDA STATE	NEW ORLEANS	NR/6	28-48	L	34,364
O8	SOUTHERN MISS	NEW ORLEANS		13-38	L	22,704
O22	LOUISVILLE	NEW ORLEANS		35-38	L	24,824
O29	USL	NEW ORLEANS		34-51	L	26,687
N5	at Ole Miss	Oxford, MS		14-9	W	32,000
N19	MISS. STATE	NEW ORLEANS		27-22	W	20,176
N26	at LSU	Baton Rouge, LA		14-44	L	75,497

1989 (4-8)

Head Coach: Greg Davis

In 1989, Coach Greg Davis and his team took on the first 12-game regular season schedule in the school's history, including the season opener at Hawaii.

Deron Smith replaced Terrence Jones as starting quarterback and set season records for pass attempts, completions and yards, while Jerome McIntosh was the team's leading receiver for the second straight season, catching 55 passes for 899 yards. Smith and McIntosh put on a clinic in a 37-13 win at Vanderbilt that fall, connecting 11 times for 271 yards, including a 77-yard TD pass. Smith threw for 370 yards that afternoon and McIntosh's 271 yards are the most ever by a Tulane receiver.

Freshman fullback Chance Miller gained 99 yards in the season opener with Hawaii before injuring his knee. He missed the next six games after undergoing surgery, but in his second game back he ran for 106 yards against Memphis.

S2	at Hawaii	Honolulu, HI		26-31	L	47,489
S9	RICE	NEW ORLEANS		20-19	W	29,469
S16	USL	NEW ORLEANS		17-10	W	28,144
S23	at Florida State	Tallahassee, FL		9-59	L	61,613
S30	IOWA STATE	NEW ORLEANS		24-25	L	20,156
O7	at Southern Miss	Hattiesburg, MS		21-30	L	18,891
O21	OLE MISS	NEW ORLEANS		28-32	L	34,291
O28	at Virginia Tech	Blacksburg, VA		13-30	L	26,353
N4	MEMPHIS	NEW ORLEANS		38-34	W	24,861
N11	at Miss. State	Starkville, MS		7-27	L	25,105
N18	at Vanderbilt	Nashville, TN		37-13	W	30,174
N25	LSU	NEW ORLEANS		7-27	L	41,573

1990 (4-7)

Head Coach: Greg Davis

Coach Greg Davis entered the 1990 campaign with aspirations for his first winning season, but instead finished 4-7. Southwestern Louisiana rolled to a 48-6 win in the season-opener in the Louisiana Superdome, but Davis rallied his troops to wins over Rice and SMU. A five-game losing streak ensued, but the team responded, bashing Cincinnati 49-7 and upsetting Syracuse on the road, 26-24. The season ended with a 16-13 loss to LSU in Tiger Stadium.

Sophomore running back Chance Miller had a big year for the Wave as his 805 yards rushing were the most by a Tulane runner since 1981. Against LSU, Miller's 158 yards were the most by a Tulane back since 1978. Quarterback Deron Smith closed his Tulane career with another 2,000-yard passing season. His favorite target was wide receiver Melvin Ferdinand, who caught 57 passes.

S1	USL	NEW ORLEANS	6-48	L	29,298	
S8	at Rice	Houston, TX	21-10	W	20,200	
S15	SMU	NEW ORLEANS	43-7	W	20,434	
S22	FLORIDA STATE	NEW ORLEANS	NR/2	13-31	L	32,170
S29	at Ole Miss	Oxford, MS	21-31	L	20,500	
O6	at Memphis	Memphis, TN	14-21	L	26,759	
O13	SOUTHERN MISS	NEW ORLEANS	14-20	L	26,662	
O20	MISS. STATE	NEW ORLEANS	17-38	L	22,826	
O27	CINCINNATI	NEW ORLEANS	49-7	W	21,548	
N10	at Syracuse	Syracuse, NY	26-24	W	48,488	
N24	at LSU	Baton Rouge, LA	13-16	L	67,435	

1991 (1-10)

Head Coach: Greg Davis

The 1991 season was one of the most trying in Tulane football annals, as the Green Wave struggled to a 1-10 record. The season opened with nine consecutive losses before Tulane whipped Navy. In game three against Mississippi State, Tulane was shut out for the first time since 1977 (a 152-game span), and it happened twice more before the season was over.

While the team struggled, there were some individual accomplishments of note. Sophomore Wil Ursin caught 70 passes for 969 yards and nine TDs to post one of the top single-season performances in Tulane history. Against East Carolina, Ursin caught a Tulane-record 15 passes with three TD receptions in the second half. The next week, he caught three more TDs against Navy to spark Tulane to its only win of the season.

Senior Jerome Woods and sophomore Billy Duncan shared the quarterback spot in 1991, and for the first time in school history two players passed for more than 1,000 yards each. Defensively, freshman safety Mike Staid led the team in tackles with 108 and in interceptions with three. Late in the season, Coach Greg Davis announced his resignation, effective after the last game.

A31	OLE MISS	NEW ORLEANS	3-22	L	32,879	
S7	at Florida State	Tallahassee, FL	NR/1	11-38	L	61,801
S14	at Miss. State	Starkville, MS	NR/25	0-48	L	36,429
S21	RICE	NEW ORLEANS	19-28	L	18,475	
S28	SYRACUSE	NEW ORLEANS	0-24	L	19,729	
O5	SMU	NEW ORLEANS	17-31	L	19,708	
O12	at Alabama	Tuscaloosa, AL	NR/19	0-62	L	70,123
O19	at Southern Miss	Hattiesburg, MS	14-47	L	16,558	
N2	at East Carolina	Greenville, NC	28-38	L	31,126	
N9	NAVY	NEW ORLEANS	34-7	W	23,322	
N23	LSU	NEW ORLEANS	20-39	L	38,384	

1992 (2-9)

Head Coach: Buddy Teevens

The Buddy Teevens era began on a bright note as the Green Wave won its season opener over SMU by a score of 13-12. Three weeks later, Tulane beat Nevada, 34-17, to improve to 2-2. However, the Green Wave did not win again and finished 2-9.

Starting quarterback Billy Duncan broke his right ankle in game three, and the Green Wave felt his absence. After the 2-2 start, Tulane battled eventual national champion Alabama fiercely in game five, holding the Crimson Tide without a touchdown for nearly three quarters before losing 37-0. Narrow losses the next two weeks to Southern Miss and Boston College, followed by a blowout loss to Memphis, ended Tulane's slim hopes for a winning season.

Slowed by injuries, fullback Chance Miller rushed for 306 yards and ended a fine

career as the fifth-leading rusher in Tulane history with 2,023 yards. Junior Wil Ursin had another standout season as a receiver, catching 55 passes for 755 yards.

Defensively, sophomore Mike Staid led Tulane in tackles (133) and interceptions (3) for the second consecutive year.

S5	at SMU	Dallas, TX	13-12	W	15,100	
S12	at Ole Miss	Oxford, MS	9-35	L	30,200	
S19	at Iowa State	Ames, IA	14-38	L	38,913	
S26	NEVADA	NEW ORLEANS	34-17	W	23,741	
O10	ALABAMA	NEW ORLEANS	NR/6	0-37	L	50,240
O15	SOUTHERN MISS	NEW ORLEANS	7-17	L	21,760	
O24	BOSTON COL.	NEW ORLEANS	NR/11	13-17	L	25,646
O31	MEMPHIS	NEW ORLEANS	20-62	L	20,936	
N7	at Navy	Annapolis, MD	17-20	L	21,912	
N14	at Florida State	Tallahassee, FL	NR/5	7-70	L	60,127
N21	at LSU	Baton Rouge, LA	12-24	L	59,919	

1993 (4-8)

Head Coach: Buddy Teevens

Year two of the Teevens era - the centennial season of Tulane football - produced an improved product. In the opener against defending national champion Alabama, Jerald Sowell broke off a 98-yard run, the longest play from scrimmage in school history. In the home opener against William & Mary two weeks later, the Wave pitched a 10-0 shutout, Tulane's first blanking of an opponent since 1973. Two weeks later, the Green Wave defeated Navy 27-25 on Bart Baldwin's 43-yard field goal as time expired. Tulane also won at Southern Mississippi, 17-15.

Newcomer Craig Randall started 10 games at quarterback and passed for 1,565 yards. Sowell was the leading rusher with 403 yards and Wil Ursin had his third consecutive 50-reception season. Mike Staid led Tulane in tackles for the third straight year with 133.

S4	#at Alabama	Birmingham, AL	NR/2	17-31	W	83,091
S11	at Rice	Houston, TX	0-34	L	23,400	
S18	WILLIAM & MARY	NEW ORLEANS	10-0	W	20,517	
S25	MISS. STATE	NEW ORLEANS	10-36	L	28,580	
O2	at Navy	Annapolis, MD	27-25	W	21,117	
O9	USL	NEW ORLEANS	15-36	L	25,970	
O16	at TCU	Fort Worth, TX	7-14	L	20,987	
O30	at Boston College	Boston, MA	14-42	L	33,298	
N6	at Southern Miss	Hattiesburg, MS	17-15	W	16,397	
N13	NORTH CAROLINA	NEW ORLEANS	10-42	L	20,492	
N20	at LSU	Baton Rouge, LA	10-24	L	58,190	
D4	at Hawaii	Honolulu, HI	17-56	L	27,541	

Alabama later forfeited game.

1994 (1-10)

Head Coach: Buddy Teevens

Buddy Teevens' third season produced only one victory, but had its share of exciting moments. The one win came at Rice, 15-13, on a 47-yard field goal by Bart Baldwin as time expired, his school-record fifth field goal of the day. Kick returner Jeff Liggon had a huge season, setting an NCAA record for kickoff return yards and tying another for number of kickoffs returned. Safety Mike Staid, who started all 45 games in which he played at Tulane, ended his career as the No. 2 all-time leading tackler in school history with 481. Another senior safety, Cedric Thomas, ended his career in a big way against LSU with two touchdowns - one on a fumble return, the other on a blocked punt recovery in the end zone. Running back Jerald Sowell became the first player in school history to have 600 yards rushing and 30 receptions in the same season.

S3	SOUTHERN MISS	NEW ORLEANS	10-25	L	24,786	
S10	at Rice	Houston, TX	15-13	W	15,400	
S17	at North Carolina	Chapel Hill, NC	NR/16	0-49	L	43,000
S24	at Alabama	Birmingham, AL	NR/10	10-20	L	81,421
O8	at Memphis	Memphis, TN	0-13	L	19,400	
O15	TCU	NEW ORLEANS	28-30	L	23,561	
O22	at Miss. State	Starkville, MS	22-66	L	30,169	
O29	at Maryland	College Park, MD	10-38	L	24,456	
N5	NAVY	NEW ORLEANS	15-17	L	20,603	
N12	OLE MISS	NEW ORLEANS	0-38	L	25,644	
N19	LSU	NEW ORLEANS	25-49	L	32,067	

1995 (2-9) Head Coach: Buddy Teevens

The fourth season under Buddy Teevens marked the end of an era - Tulane's last season as an independent. The Green Wave defeated Wake Forest and Rice on consecutive weekends to jump out to a 2-1 start, but starting quarterback Aley Demarest was injured in the next game and freshman Shaun King was pressed into action.

King became the first frosh in school history to pass for more than 1,000 yards, and Jamaican Dartz made his mark as the most prolific freshman rusher in school history with 544 yards and 10 touchdowns.

Four of Tulane's nine losses were by less than a touchdown, including a wild 45-40 shootout against Rutgers in which King passed for 372 yards. Linebacker Derrick Singleton, in his first year as a starter, led Tulane with 126 tackles.

S2	MARYLAND	NEW ORLEANS	10-29	L	18,159
S9	WAKE FOREST	NEW ORLEANS	35-9	W	16,368
S16	at Rice	Houston, TX	17-15	W	18,100
S30	at Southern Miss	Hattiesburg, MS	0-45	L	27,141
O7	at Ole Miss	Oxford, MS	17-20	L	26,683
O14	MEMPHIS	NEW ORLEANS	8-23	L	19,894
O21	at TCU	Fort Worth, TX	11-16	L	25,421
O28	USL	NEW ORLEANS	28-32	L	20,801
N4	at Louisville	Louisville, KY	14-34	L	33,271
N11	RUTGERS	NEW ORLEANS	40-45	L	16,098
N18	at Navy	Annapolis, MD	7-35	L	19,815

1996 (2-9, 1-4 C-USA) Head Coach: Buddy Teevens

Tulane's fifth and final season under Buddy Teevens resulted in a 2-9 record. The year got off to a rousing start when the Wave traveled to Cincinnati and won the first game in Conference USA history, 34-14. Tulane would lead at halftime in each of its conference games, but lost all four by a total of 16 points, including two on last-second field goals. The Green Wave also defeated TCU, 35-7.

Sophomore Shaun King started all 11 games at quarterback and passed for 1,574 yards and eight touchdowns. Jerald Sowell (595 yards) and Jamaican Dartz (583) formed one of the best back tandems in school history. Brian Williams led the defense with 100 tackles, while Derrick Singleton had 77 tackles and three interceptions in only eight games. On special teams, Jeff Liggon set two NCAA career records for kickoff returns and was named the conference's special teams player of the year.

A30	*at Cincinnati	Cincinnati, OH	34-14	W	26,493	
S14	RICE	NEW ORLEANS	14-21	L	38,839	
S21	*at Memphis	Memphis, TN	10-17	L	27,386	
O5	TCU	NEW ORLEANS	35-7	W	14,341	
O12	*LOUISVILLE	NEW ORLEANS	20-23	L	17,561	
O19	at Army	West Point, NY	10-34	L	35,971	
O26	*SOUTHERN MISS	NEW ORLEANS	NR/24	28-31	L	20,394
N2	*HOUSTON	NEW ORLEANS	17-20	L	14,474	
N9	SYRACUSE	NEW ORLEANS	NR/24	7-31	L	13,537
N16	at Navy	Annapolis, MD	21-35	L	24,952	
N23	at LSU	Baton Rouge, LA	NR/18	17-35	L	78,966

1997 (7-4, 5-1 C-USA) Head Coach: Tommy Bowden

First-year head coach Tommy Bowden guided the Green Wave to its most wins since 1980, completing the campaign with a 7-4 record. Tulane finished second in Conference USA with a 5-1 mark, its best conference record and finish since 1949. The team set 25 school and conference records, including the mark for points in a season with 375.

After opening the season with a 31-17 win over Cincinnati and tough losses to Rice and Syracuse, Tulane won three consecutive games, outscoring the opposition by a combined 138-49. Defensively, Tulane allowed 20.5 points per game, the fewest it had allowed since 1981, and the Green Wave posted two shutouts in a season for the first time since 1973.

The Green Wave had a pair of 50-point games in one season for the first time since 1930, and scored at least 40 points on four occasions for the first time since 1928. Besides setting a Conference USA record, the 64 points scored against Louisville were the most by a Tulane team since 1950.

Individually, quarterback Shaun King earned Conference USA Offensive Player of the Year honors after throwing for nearly 2,600 yards and a school-record 25 touchdowns.

Kicker Brad Palazzo led the nation in field goals per game and earned third-team All-America honors, the first Tulane player to do so since 1987.

S6	*CINCINNATI	NEW ORLEANS	31-17	W	20,828
S13	RICE	NEW ORLEANS	24-30	L	19,602
S20	at Syracuse	Syracuse, NY	19-30	L	42,246
O4	ARMY	NEW ORLEANS	41-0	W	16,242
O11	*at Louisville	Louisville, KY	64-33	W	29,547
O18	*EAST CAROLINA	NEW ORLEANS	33-16	W	23,340
O25	*at Southern Miss	Hattiesburg, MS	13-34	L	26,092
N1	at USL	Lafayette, LA	56-0	W	17,724
N8	*MEMPHIS	NEW ORLEANS	26-14	W	23,494
N15	OLE MISS	NEW ORLEANS	24-41	L	35,607
N22	*at Houston	Houston, TX	44-10	W	11,618

1998 (12-0, 6-0 C-USA) Head Coach: Tommy Bowden



The most successful season in the first 107 years of Tulane football was put together one game at a time. Some games were no contest from beginning to end, some saw Tulane romp early and coast home, some were hotly-contested until Tulane pulled away at the end, and one came down to the last play of the game.

When it was over, Tulane was 12-0. The 1998 team was the first Tulane squad to win 12 games in a season and the third unbeaten, untied squad in school history. Only one opponent, Louisville, was within a touchdown at game's end.

The 1998 team totaled 499 points, 124 more than any previous Green Wave team had scored. The Wave scored at least 40 points in nine of 12 games, including the last seven of the season.

Great teams are led by great players, and Shaun King was a great football player in 1998 as he broke almost every Tulane season and career passing record. He became the first NCAA I-A player to amass 3,000 yards passing and 500 yards rushing in a season, and he established a new NCAA I-A passing efficiency record of 183.3.

Statistics do not begin to describe the game-by-game impact that King's 38 TD passes and 11 rushing touchdowns had on Tulane's unbeaten run to the Conference USA football championship, a decisive win over Brigham Young in the Liberty Bowl and a season ending No. 7 national ranking. With King running the no-huddle offense, opposing defenses had more than they could handle.

The 1998 season began with road wins over Cincinnati and SMU as the Green Wave opened insurmountable leads and coasted home. The home opener against Navy followed the same script, as King tossed a pair of TDs each to P.J. Franklin and Jajuan Dawson.

Next, Tulane prepared for a battle with C-USA power Southern Miss. To heighten the drama, King had broken his left wrist during the Navy game and was forced to play the remainder of the season in a soft cast. The Green Wave needed its defense to play its best game to have a chance against the defending C-USA champs, and it got just that as six USM turnovers fed a 21-7 Tulane win.

Two weeks later, Louisville gave the Green Wave its closest call of the season. With Tulane leading 28-22, the Cardinals drove to the TU three. On the last play of the game, sophomore defensive back Tim Carter broke up a pass in the end zone to seal the win.

The Green Wave exploded for 165 points the next three weeks to bury Rutgers, USL and Memphis and lift the season mark to 8-0.

The Tulane-Army game at West Point was probably the most exciting of the season. With King running for three TDs and passing for three more, Tulane and Army lit up the scoreboard. A 21-21 halftime deadlock turned into a 28-28 tie late in the third quarter. Then, Toney Converse ran for a TD and King cashed in an Army turnover with a TD pass to Dawson to put the Green Wave ahead 42-28. Army, however, responded and it was up to the Tulane offense to preserve a 42-35 lead. King capped a long drive with a 20-yard TD scramble to clinch win number nine. King became the first Tulane player to run for 100 yards and throw for 300 yards in the same game.

Houston and Louisiana Tech did their best to derail Tulane's drive to a perfect season, but there was no stopping the Green Wave, especially in the Louisiana Superdome.

Sporting an 11-0 record, C-USA champion Tulane met Brigham Young, the nation's number five defensive team, in the Liberty Bowl on New Year's Eve. Before a national television audience, King passed and ran the Green Wave to a 34-6 lead after three quarters on the way to a 41-27 win.

Shortly after the regular season ended, Coach Tommy Bowden announced that he had taken the head coaching job at Clemson, and the Liberty Bowl win was coached by new Head Coach Chris Scelfo and Bowden's assistants.

FINAL RANKING: 7th AP
CONFERENCE USA CHAMPIONS

S5	*at Cincinnati	Cincinnati, OH	52-34	W	20,721
S12	at SMU	Dallas, TX	31-21	W	12,316
S26	NAVY	NEW ORLEANS	42-24	W	19,371
O3	*SOUTHERN MISS	NEW ORLEANS	21-7	W	32,527
O17	*LOUISVILLE	NEW ORLEANS	24/NR 28-22	W	26,217
O24	at Rutgers	Piscataway, NJ	22/NR 52-24	W	20,714
O31	USL	NEW ORLEANS	19/NR 72-20	W	25,177
N7	*at Memphis	Memphis, TN	15/NR 41-31	W	18,192
N14	*at Army	West Point, NY	14/NR 49-35	W	39,038
N21	*HOUSTON	NEW ORLEANS	12/NR 48-20	W	26,978
N26	LOUISIANA TECH	NEW ORLEANS	11/NR 63-30	W	37,391
LIBERTY BOWL					
D31	BYU	Memphis, TN	10/NR 41-27	W	52,192

1999 (3-8, 1-5 C-USA)
Head Coach: Chris Scelfo

A devastating rash of injuries combined with an inexperienced team spelled a tough season for Tulane in 1999. After an opening loss to Southern Miss, Coach Chris Scelfo rallied his young troops to impressive wins over SMU and Army and things were looking up. However, numerous injuries forced young players into critical roles.

The task of replacing Shaun King at quarterback fell on the shoulders of sophomore Patrick Ramsey. In the Green Wave's three wins, Ramsey completed 103-of-150 pass attempts for 12 touchdowns, and in narrow losses to Ole Miss, Houston and UAB, he completed 88-of-159 attempts for another eight scores.

Offensively, the Green Wave had a record-setting season behind the passing of Ramsey and the pass-catching of Adrian Burnette and Jajuan Dawson, who smashed several single game, season and career receiving records. Freshman defensive back Quentin Brown had 50 tackles and broke up a half dozen passes in only eight games.

The kicking game was a strong point, as Casey Roussel averaged 44.2 yards per punt and Seth Marler kicked nine consecutive field goals. The season finale against UAB, which the Green Wave lost 20-17, was the first overtime game in Tulane history.

S6	*at Southern Miss	Hattiesburg, MS	14-48	L	30,098
S11	SMU	NEW ORLEANS	53-19	W	20,097
S18	*ARMY	NEW ORLEANS	48-28	W	22,227
O2	at Syracuse	Syracuse, NY	NR/19 17-47	L	48,286
O9	at Ole Miss	Oxford, MS	NR/25 13-20	L	40,914
O16	ULLAFAYETTE	NEW ORLEANS	48-32	W	24,407
O23	*at East Carolina	Greenville, NC	NR/20 7-52	L	35,021
O30	*MEMPHIS	NEW ORLEANS	7-49	L	17,847
N6	*at Houston	Houston, TX	31-36	L	16,008
N13	at Navy	Annapolis, MD	21-45	L	32,840
N20	*UAB (OT)	NEW ORLEANS	20-23	L	18,592

2000 (6-5, 3-4 C-USA)
Head Coach: Chris Scelfo

With victories in its last three games, Tulane ended its 2000 campaign by posting the program's third winning season in the last four years.

Following a 49-20 loss to Ole Miss that turned on a controversial interception, the Green Wave dropped a 37-17 decision to C-USA power East Carolina in Greenville while playing without quarterback Patrick Ramsey. In a critical contest versus SMU, Tulane posted a 29-17 victory behind the passing of Ramsey (34-50, 347 yards), the running of freshman Mewelde Moore (104 yards) and the kicking of Seth Marler (three FGs).

The next week, Tulane held off Cincinnati to even its record at 2-2 as Moore passed the 100-yard mark for the third straight game. The Green Wave returned to the road to take on UL-Lafayette and prevailed by a single point when Roxie Shelvin blocked the potential game-tying PAT with less than four minutes remaining.

A pair of losses — to 16th-ranked Southern Miss in the Superdome, and to Army at West Point — dropped the Wave's record below .500 just in time for a visit to C-USA leader Louisville. Tulane battled the Cardinals to the final play before succumbing 35-32.

Tulane returned home for its final three contests. First, the Wave demolished Houston 41-23 as Ramsey hit four different receivers with touchdown passes and senior Adrian Burnette tallied 112 receiving yards. In the next game, Ramsey tied the school record with five touchdown passes and threw for 380 yards as the Green Wave topped Navy 50-38.

With a winning season riding on the season finale with Memphis, Tulane put together its best all-around performance of the year, dominating offensively and defensively to finish 6-5.

Ramsey finished the season with four straight 300-yard passing games. Offensive tackle Bernard Robertson and punter Casey Roussel picked up third team All-America

honors and Moore's 890 rushing yards were the most by a Tulane back since 1970 and the highest total ever for a freshman. He was named Conference USA Freshman of the Year.

S2	at Ole Miss	Oxford, MS	NR/18	20-49	L	46,847
S16	*at East Carolina	Greenville, NC		17-37	L	38,517
S23	at SMU	Dallas, TX		29-17	W	26,375
S30	*CINCINNATI	NEW ORLEANS		24-19	W	22,446
O7	at UL-Lafayette	Lafayette, LA		38-37	W	20,113
O14	*SOUTHERN MISS	NEW ORLEANS	NR/16	24-56	L	27,645
O21	*at Army	West Point, NY		17-21	L	40,107
O28	*at Louisville	Louisville, KY		32-35	L	30,387
N4	*HOUSTON	NEW ORLEANS		41-23	W	16,785
N11	NAVY	NEW ORLEANS		50-38	W	20,081
N18	*MEMPHIS	NEW ORLEANS		37-14	W	17,269

2001 (3-9, 1-6 C-USA)
Head Coach: Chris Scelfo

Running back Mewelde Moore, quarterback Patrick Ramsey and kicker Seth Marler rewrote large sections of the Green Wave football record book as Tulane fielded one of its most explosive offensive units in 2001. The fireworks on the Tulane side of the scorebook could not produce a winning season as Chris Scelfo's third Tulane team finished 3-9.

Moore, Tulane's first 1,000-yard rusher in over 50 years, broke Eddie Price's all-time season record by rushing for 1,421 yards. He also became the first player in the history of NCAA Division I-A to rush for more than 1,250 yards and catch more than 60 passes in a season. Against Cincinnati, he set the Tulane and Conference USA single game records for rushing yards with 249, and against Navy, he became the first Tulane player to tally 100 rushing (131) and receiving (130) yards in the same game.

Ramsey set career marks for TD passes, completions, attempts and passing yards. After the season, he was named a National Scholar Athlete by the National Football Foundation/College Football Hall of Fame.

Marler received the Lou Groza Award as the nation's outstanding kicker as he connected on 15 of 16 field goal attempts and was named to several All-America teams, becoming Tulane's first first-team All-American since 1987.

The Green Wave's three wins were by decisive margins over Southern (41-7), TCU (48-22) and Navy (42-28).

Defensively, the Green Wave was led by safety Adrian Mitchell's 138 tackles and Lynaris Elpheage's three interceptions.

A25	at BYU	Provo, UT		35-70	L	49,008
S1	at LSU	Baton Rouge, LA	NR/14	17-48	L	91,782
S8	*EAST CAROLINA	NEW ORLEANS		24-51	L	19,027
S22	UCF	NEW ORLEANS		29-36	L	17,497
S29	SOUTHERN	NEW ORLEANS		41-7	W	41,319
O6	*at Cincinnati	Cincinnati, OH		33-46	L	20,091
O13	*TCU	NEW ORLEANS		48-22	W	18,778
O20	*at UAB	Birmingham, AL		27-34	L	16,291
O27	*at Army	West Point, NY		35-42	L	35,281
N3	*LOUISVILLE	NEW ORLEANS		7-52	L	19,369
N10	at Navy	Annapolis, MD		42-28	W	31,456
N17	*at Southern Miss	Hattiesburg, MS		6-59	L	24,054

2002 (8-5, 4-4 C-USA)
Head Coach: Chris Scelfo

An aggressive and opportunistic defense, superior special teams play and a young offense that came together behind new quarterback J.P. Losman and star running back Mewelde Moore, propelled Tulane to just its second eight-plus win season since 1979.

The season culminated with a pair of upset victories as the Green Wave dominated Southern Miss, 31-10, in the regular season finale, earning a trip to the Hawai'i Bowl to meet Hawai'i on ESPN.

The heavily favored Warriors jumped out to a 14-0 lead and enjoyed a 14-6 halftime advantage before MVP Lynaris Elpheage returned two third-quarter punts — the first for a 60-yard touchdown and the second for 56 yards to set up a touchdown — that turned the game around. Tulane took a 20-14 lead that it would not relinquish. The Wave defense collected eight sacks and forced three turnovers while Losman scored a pair of rushing touchdowns and Moore ran for 116 yards as the Wave triumphed 38-26.

To get to Hawai'i, the 2002 Green Wave overcame a brutal opening stretch of the season that included three straight Conference USA road games. TU went 2-3 over the first month of the season with victories over Southern and Houston before falling to East Carolina and Memphis on the road, and to No. 3 Texas in the Superdome.

Tulane rebounded in October, ripping off four straight victories beginning with a 52-9 win at Louisiana-Monroe as the Green Wave defense did not allow a touchdown for the first



The 2002 Green Wave posted an 8-5 record and defeated Hawai'i in the inaugural Hawai'i Bowl in Honolulu.

time since 1997. A pair of victories over C-USA foes Cincinnati and UAB followed before Navy came to New Orleans for the homecoming game at Tad Gormley Stadium in City Park. In Tulane's first outdoor home game since 1974, Losman tied the school record with five TD passes and Moore broke the Green Wave career rushing record before a sell-out crowd of 28,123.

Moore finished his junior season as just the second player in school history to post back-to-back 1,000-yard rushing seasons. The Green Wave defense led the nation in turnovers gained while surrendering just 21.7 points per game.

A31	SOUTHERN	NEW ORLEANS	37-19	W	40,337
S7	*at Houston	Houston, TX	34-13	W	16,307
S14	*at East Carolina	Greenville, NC	20-24	L	35,300
S21	*at Memphis	Memphis, TN	10-38	L	32,120
S28	TEXAS	NEW ORLEANS	NR/3	0-49	L 46,678
O5	at UL-Monroe	Monroe, LA	52-9	W	11,645
O12	*CINCINNATI	NEW ORLEANS	35-17	W	19,575
O19	*UAB	NEW ORLEANS	35-14	W	19,343
O26	NAVY (TG)	NEW ORLEANS	51-30	W	28,123
N9	*at TCU	Fort Worth, TX	10-17	L	27,694
N16	*ARMY	NEW ORLEANS	10-14	L	19,421
N23	*SOUTHERN MISS	NEW ORLEANS	31-10	W	21,832
CONAGRA FOODS HAWAII BOWL					
D25	at Hawai'i	Honolulu, HI	36-28	W	35,513

2003 (5-7, 3-5 C-USA) Head Coach: Chris Scelfo

Behind quarterback J.P. Losman and running back Melwede Moore, Chris Scelfo's fifth team sprinted out to a 3-1 record before injuries decimated the Green Wave defense. A five-game losing streak in the middle of the season derailed Tulane's chances at a winning season, although the Wave came back to win two of its last three games. A narrow 28-14 road defeat at the hands of eventual Conference USA champion Southern Miss, in a game that hinged on a touchdown off a fake field goal attempt, kept the Green Wave from .500.

Tulane opened the season versus defending league champ TCU on ESPN. After falling behind 31-7, the Green Wave staged a thrilling comeback that fell just short in a 38-35 loss.

The Wave then won its next three contests. First, Losman hit Moore with a 23-yard TD to give Tulane an overtime victory over Northwestern State in the first night game at Tad Gormley Stadium. A week later versus Mississippi State, Barrett Pepper kicked a 32-yard field goal with six seconds left to cap a 17-point fourth-quarter comeback to give Tulane its first win over an SEC team in 25 games. Finally, Tulane defeated Army at West Point, 50-33, as Losman posted his fourth-straight 300-yard passing game.

Moore broke the Conference USA rushing record in the Texas game a week later, but the No. 14 Longhorns dominated the Green Wave, 63-18. Tulane then suffered a 45-42 defeat to Houston in the Homecoming game at Tad Gormley.

The losing streak continued at Louisville, where the Wave fell 47-28 in an ESPN contest, and at home versus Memphis. Each week new players were moved to the defensive line, where the Wave lost nearly two full sets of players to injury. A game at Navy brought Tulane's fifth consecutive loss, and the loss of Moore for the season with a broken hand.

Tulane broke the streak with a 38-24 win at UAB. The defense came up with four turnovers, Losman threw three touchdown passes, while Jovon Jackson gained 183 yards and scored two touchdowns, including one on an 85-yard run to seal the win.

The next week, Tulane gave up 17 first-quarter points to Southern Miss before fighting back. A Losman-Bush hook-up made the score 20-14, but USM put the game away on a 34-yard touchdown pass on a fake field goal attempt. Tulane ended the season on a bright note with a 28-18 win over East Carolina.

In the end, Moore left Tulane with 25 school and league rushing and all-purpose records while receiver Roydell Williams posted a 1,000-yard receiving season. Four defenders finished with more than 100 tackles, led by safety Tra Boger, as the Wave started 11 different line-ups on defense during the year.

S1	TCU*	NEW ORLEANS	NR/25	35-38	L	28,966
S6	N'WESTERN ST. (TG)	NEW ORLEANS		27-24	W	25,116
S13	MISSISSIPPI STATE	NEW ORLEANS		31-28	W	33,723
S20	at Army*	West Point, NY		50-33	W	27,024
S27	at Texas	Austin, TX	NR/14	18-63	L	83,120
O11	HOUSTON* (TG)	NEW ORLEANS		42-45	L	27,420
O17	at Louisville*	Louisville, KY		28-47	L	38,119
O25	MEMPHIS*	NEW ORLEANS		9-41	L	19,357
N1	at Navy	Annapolis, MD		17-35	L	27,417
N8	at UAB*	Birmingham, AL		38-24	W	14,213
N15	at Southern Miss*	Hattiesburg, MS		14-28	L	26,987
N22	EAST CAROLINA*	NEW ORLEANS		28-18	W	19,226

2004 (5-6, 3-5 C-USA) Head Coach: Chris Scelfo

A three-game November winning streak and four victories in its last six contests lifted Tulane to its second straight five-win season in 2004. Along the way, the Green Wave upset a pair of bowl-bound teams and went on the road to defeat the defending C-USA champions. With a new starting quarterback in Lester Ricard, a defensive line made up of freshmen and sophomores, and faced with the task of replacing all-time rushing and all-purpose yardage leader Melwede Moore, the Green Wave started slowly. In September, a home win over Florida A&M, highlighted by a three-touchdown, 134-yard rushing day by Jovon Jackson, was sandwiched between losses to Mississippi State and Southern Miss.

After falling at East Carolina on a last-second field goal, Tulane dropped a 49-24 decision at Memphis to fall to 1-4 on the season. However, on Homecoming at Tad Gormley Stadium, the Green Wave offense put on a show and the defense came up with critical stops as Tulane outscored UAB, 59-55. Ricard completed 36-of-49 passes for 417 yards and a school-record six touchdowns, three of which went to Roydell Williams, who caught 11 passes for 138 yards on the day. Chris Bush caught a pair of touchdown passes, including the eventual game-winner with 27 seconds left.

Tulane lost at Houston, but returned home for its most impressive performance of the season, a 42-10 domination of Navy, which would go on to post a 10-2 record. Ricard was uncanny, completing 18-of-19 passes for 323 yards and four scores.

A week later versus Army, the Green Wave got 216 rushing yards and three TDs from freshman Matt Forté, and held on for a 45-31 win despite losing Ricard to a broken wrist. With Ricard sidelined, freshman Richard Irvin provided the heroics the next week as Tulane upset defending C-USA champ TCU in Fort Worth, 35-31. Irvin completed 22-of-37 passes for 282 yards and five TDs, while Bush caught six passes for 136 yards and two scores, including a 12-yarder with 43 seconds left that gave Tulane the win. Williams broke the school and league records for career touchdown catches in the game.

Although the Wave was unable to slow No. 7 Louisville a week later in a game rescheduled from earlier in the season due to Hurricane Ivan, the 2004 season provided a promising glimpse of things to come.

S4	at Mississippi St.	Starkville, MS		7-28	L	????
S11	FLORIDA A&M	NEW ORLEANS		39-19	W	
S25	*SOUTHERN MISS	NEW ORLEANS		14-32	L	
O9	*at East Carolina	Greenville, NC		25-27	L	
O16	*at Memphis	Memphis, TN		24-49	L	
O23	*UAB (TG)	BIRMINGHAM, AL		59-55	W	
O30	*at Houston	Houston, TX		3-24	L	
N6	NAVY	NEW ORLEANS		42-10	W	
N13	*ARMY	NEW ORLEANS		45-31	W	
N27	*at TCU	Fort Worth, TX		35-31	W	
D4	*LOUISVILLE	NEW ORLEANS	NR/7	7-55	L	

(TG) - at Tad Gormley Stadium

Note: Middle column denotes Tulane/Opponent AP ranking at time of game ... Attendance listed in far right column ... League games denoted by *.

This recap of the 111 seasons of Tulane football was written by longtime Tulane statistician Gayle Letulle and the Tulane Media Relations Office.

Year-by-Year Records

Year	Overall	Conference/Bowl	Points	Allowed	Head Coach	Captain(s)
1893	1-2	--	36	24	T.L. Bayne	John Lombard
1894	0-4	--	14	50	Fred Sweet	Edward Nelson
1895	3-2	Southern Intercollegiate Athletic Association (SIAA)	66	28	T.L. Bayne	Alfred Woods
1896	3-2	SIAA	74	18	Harry Baum	Louis Genella
1897	No Team Fielded					
1898	1-1	SIAA	14	46	John Lombard	Charles Eshelman
1899	0-6-1	SIAA	0	141	H.H. Collier	Charles Eshelman
1900	5-0	SIAA	105	0	H.T. Summersgill	Hugh Krumbhaar
1901	5-1	SIAA	109	19	H.T. Summersgill	Hugh Krumbhaar
1902	1-4-2	SIAA	47	67	V. Dabney/C. Green	Charles Green
1903	2-2-1	SIAA	64	56	C. Eshleman/R. Wood	Ralph Wood
1904	5-2	SIAA	58	24	T. Berry/J. Janvier	Ralph Wood
1905	0-1	SIAA	0	5	J. Tobin/H. Ludlow	John Chambers
1906	0-4-1	SIAA	0	92	John Russ	James Connelly
1907	3-2	SIAA	71	44	Joe Curtis	Clyde Webb
1908	7-1	SIAA	103	23	Joe Curtis	Temple Brown
1909	4-3-2	SIAA	40	50	Buster Brown	H. Tate Moore
1910	0-7	SIAA	6	126	A.A. Mason	N.W. Sentelle
1911	5-3-1	SIAA	106	46	A.A. Mason	Semmes Walmsley
1912	5-3	SIAA	262	99	A.A. Mason	Gaylord McLeod
1913	3-5	SIAA	59	159	A.C. Hoffman	Sumter Marks
1914	3-3-1	SIAA	145	146	E.R. Sweetland	Garrett George
1915	4-4	SIAA	118	78	Clark Shaughnessy	Peter Maihles
1916	4-3-1	SIAA	126	149	Clark Shaughnessy	Victor Rosenthal
1917	5-3	SIAA	159	103	Clark Shaughnessy	Game Captains
1918	4-1-1	SIAA	133	16	Clark Shaughnessy	Otto Colee
1919	6-2-1	SIAA	224	55	Clark Shaughnessy	Edwin Linfield
1920	6-2-1	SIAA	181	28	Clark Shaughnessy	John Wight
1921	4-6	SIAA	84	96	Myron Fuller	James Reed
1922	4-4	Southern	136	100	Clark Shaughnessy	Paul Maloney
1923	6-3-1	Southern	117	89	Clark Shaughnessy	Harry Talbot
1924	8-1	Southern	201	59	Clark Shaughnessy	Brother Brown
1925	9-0-1	Southern	246	32	Clark Shaughnessy	Lester Lautenschlager
1926	3-5-1	Southern	71	60	Clark Shaughnessy	Harry Gamble
1927	2-5-1	Southern	56	120	Bernie Bierman	Patrick Browne
1928	6-3-1	Southern	264	76	Bernie Bierman	Charles Rucker
1929	9-0	Southern				
		ROSE BOWL INVITEE	279	45	Bernie Bierman	Bill Banker
1930	8-1	Southern	263	30	Bernie Bierman	Lloyd Roberts
1931	11-1	Southern				
		ROSE BOWL	350	49	Bernie Bierman	Jerry Dalrymple
1932	6-2-1	Southern	134	114	Ted Cox	Nollie Felts
1933	6-3-1	SEC (4-2-1/5th)	160	68	Ted Cox	Preacher Roberts
1934	10-1	SEC (8-0/T1st)				
		SEC CHAMPIONS				
		SUGAR BOWL	215	83	Ted Cox	Joe Loftin
1935	6-4	SEC (3-3/T6th)	156	123	Ted Cox	Barney Mintz
1936	6-3-1	SEC (2-3-1/8th)	173	117	Lowell Dawson	William Moss
1937	5-4-1	SEC (2-3-1/9th)	144	69	Lowell Dawson	Norman Buckner, Norman Hall
1938	7-2-1	SEC (4-1-1/T2nd)	211	53	Lowell Dawson	Raymond Miller
1939	8-1-1	SEC (5-0/T1st)				
		SEC CHAMPIONS				
		SUGAR BOWL	194	60	Lowell Dawson	Paul Krueger
1940	5-5	SEC (1-3/10th)	144	113	Lowell Dawson	Claude Groves, Tommy O'Boyle
1941	5-4	SEC (2-3/8th)	220	95	Lowell Dawson	Peter Mandich, James Thibaut
1942	4-5	SEC (1-4/10th)	121	154	Claude Simons	James Ely, Walter McDonald
1943	3-3	SEC (1-1/T2nd)	92	94	Claude Simons	Game Captains
1944	4-3	SEC (1-2/8th)	113	125	Claude Simons	Game Captains
1945	2-6-1	SEC (1-3-1/T10th)	93	201	Claude Simons	Game Captains
1946	3-7	SEC (2-4/9th)	179	209	Henry E. Frnka	Robert Rice
1947	2-5-2	SEC (2-3-2/7th)	94	162	Henry E. Frnka	Leonard Finley
1948	9-1	SEC (5-1/3rd)	207	60	Henry E. Frnka	Emile O'Brien
1949	7-2-1	SEC (5-1/1st)				
		SEC CHAMPIONS	251	142	Henry E. Frnka	Max Druen, Richard Sheffield, William Svoboda, Francis Young
1950	6-2-1	SEC (3-1-1/4th)	260	97	Henry E. Frnka	Dennis Doyle, George Maddox

Year	Overall	Conference	Points	Allowed	Head Coach	Captain(s)
1951	4-6	SEC (1-5/12th)	143	172	Henry E. Frnka	Richard Fugler, Jerome Helliun, Ellsworth Kingery, John McLean
1952	5-5	SEC (3-5/8th)	188	146	Raymond Wolf	James Johnston, Robert Nuss
1953	1-8-1	SEC (0-7/12th)	129	228	Raymond Wolf	Charles Camp, Lester Kennedy, Alfred Robelot
1954	1-6-3	SEC (1-6-1/10th)	46	144	Andy Pilney	Edward Bravo
1955	5-4-1	SEC (3-3-1/T6th)	163	136	Andy Pilney	Bryan Burnthorne, Tony Sardisco
1956	6-4	SEC (3-3/T6th)	124	123	Andy Pilney	Donald Miller, Ronald Quillian, Dalton Truax
1957	2-8	SEC (1-5/10th)	91	195	Andy Pilney	John Montgomery, Eugene Newton
1958	3-7	SEC (1-5/11th)	105	189	Andy Pilney	James Blount, Claude Mason
1959	3-6-1	SEC (0-5-1/11th)	94	176	Andy Pilney	William Clements
1960	3-6-1	SEC (1-4-1/10th)	132	140	Andy Pilney	Tommy Mason
1961	2-8	SEC (1-5/T10th)	60	225	Andy Pilney	Jack Domingue
1962	0-10	SEC (0-7/12th)	60	293	Tommy O'Boyle	Ernest Colquette
1963	1-8-1	SEC (0-6-1/12th)	43	191	Tommy O'Boyle	Mike Calamari
1964	3-7	SEC (1-5/11th)	79	147	Tommy O'Boyle	James Besselman
1965	2-8	SEC (1-5/T9th)	71	268	Tommy O'Boyle	William Goss
1966	5-4-1	Independent	153	182	Jim Pittman	Jerry Colquette, Lanis O'Steen
1967	3-7	Independent	164	223	Jim Pittman	Jim Jancik
1968	2-8	Independent	163	300	Jim Pittman	Ernest Parker
1969	3-7	Independent	152	235	Jim Pittman	Rick Kingrea
1970	8-4	Independent				
		LIBERTY BOWL	196	160	Jim Pittman	David Abercrombie, Rick Kingrea, Mike Walker
1971	3-8	Independent	152	215	Bennie Ellender	Paul Ellis, Rusty Lachaussee
1972	6-5	Independent	212	165	Bennie Ellender	Glenn Harder, Mike Koesling
1973	9-3	Independent				
		ASTRO-BLUEBONNET BOWL	228	194	Bennie Ellender	Mike Owens, Mike Truax
1974	5-6	Independent	176	214	Bennie Ellender	Steve Foley, Charles Hall
1975	4-7	Independent	123	192	Bennie Ellender	Jaime Garza, Jim Gueno, Mark Olivari, Mike Price, John Ronquillo
1976	2-9	Independent	149	228	Larry Smith	Gary Rudick
1977	3-8	Independent	181	289	Larry Smith	John Ammerman, Gene Forte, Bill Kramer
1978	4-7	Independent	183	211	Larry Smith	Alfred Jones, Gary Sheridan
1979	9-3	Independent				
		LIBERTY BOWL	320	179	Larry Smith	Bob Becnel
1980	7-5	Independent				
		HALL OF FAME BOWL	279	243	Vince Gibson	Nickie Hall, Chuck Pitcock, Frank Robinson, Marty Wetzel
1981	6-5	Independent	213	144	Vince Gibson	Paul Catanese, Brian Douglas, Rodney Holman, Sly McGrew
1982	4-7	Independent	201	271	Vince Gibson	Ricky Goff, Bill Lichtenstein, Tyrone Smith, Lionel Washington
1983*	2-9	Independent	192	241	Wally English	Jim Boyle, Clint Wenzel
1984	3-8	Independent	177	255	Wally English	Benny Burst, Randy Saffy
1985	1-10	Independent	166	334	Mack Brown	James Campen, Joe Caravello, Burnell Dent, Ronald Tilton, Jeffrey Wenhold
1986	4-7	Independent	265	334	Mack Brown	Terrence Jones, Tookie Spann, Troy Wetzel
1987	6-6	Independent				
		INDEPENDENCE BOWL	370	376	Mack Brown	Terrence Jones, Tookie Spann, Preston Washington
1988	5-6	Independent	265	334	Greg Davis	Richard Harvey, Terrence Jones
1989	4-8	Independent	247	337	Greg Davis	Rick Crozier, Michael Pierce, Mitchell Price
1990	4-7	Independent	237	253	Greg Davis	Darrell Sherer, Darin Shoulders, Mark Thornhill
1991	1-10	Independent	146	384	Greg Davis	Ray Benford, J.P. Martin, Chance Miller
1992	2-9	Independent	146	349	Buddy Teevens	Chance Miller, Mark Thornhill
1993*	4-8	Independent	154	355	Buddy Teevens	Reginald Davis, Wilbert Gilmore, Mitch Tinsley
1994	1-10	Independent	135	358	Buddy Teevens	Eric Bruce, Brad Ducre, Mike Staid
1995	2-9	Independent	187	303	Buddy Teevens	Cedric Anderson, Johnny Curtis, Shaun Jones
1996	2-9	C-USA (1-4/6th)	213	268	Buddy Teevens	Will Carlisle, Keith Cook, Elijah Freeman, Jerald Sowell
1997	7-4	C-USA (5-1/2nd)	375	225	Tommy Bowden	Cory Geason, Shane Marshall, Brian Williams
1998	12-0	C-USA (6-0/1st)				
		C-USA CHAMPIONS				
		LIBERTY BOWL	540	268	T. Bowden/C. Scelfo	Shaun King, Dennis O'Sullivan
1999	3-8	C-USA (1-5/T6th)	279	399	Chris Scelfo	JaJuan Dawson, Jerry Phillips
2000	6-5	C-USA (3-4/T5th)	329	346	Chris Scelfo	Adrian Burnette, Tim Carter, Jerry Phillips, Patrick Ramsey
2001	3-9	C-USA (1-6/9th)	344	495	Chris Scelfo	Floyd Dorsey, Terry Fontenot, Terrell Harris, Patrick Ramsey, Torie Taulli
2002	8-5	C-USA (4-4/5th)				
		HAWAII BOWL	361	282	Chris Scelfo	Kenan Blackmon, Floyd Dorsey, J.P. Losman, Mewelde Moore
2003	5-7	C-USA (3-5/8th)	337	424	Chris Scelfo	J.P. Losman, Mewelde Moore, Daniel Nevil, Terrence Tarver
2004	5-6	C-USA (3-5/6th)	300	361	Chris Scelfo	Anthony Cannon, Jimmy Kosienki, Joey Dawson, Roydell Williams

111 Years, 36 Coaches

Overall Record: 473-529-38

Conference Record: 96-148-13

*includes one or more NCAA-mandated forfeits

All-Time Coaches



Clark
Shaughnessy



Bernie
Bierman



Lowell "Red"
Dawson

Coach	Years	Tenure	Record	Pct.
T.L. Bayne	2	1893, 1895	4-4	.500
Fred Sweet	1	1894	0-4	.000
Harry Baum	1	1896	3-2	.600
John Lombard	1	1898	1-1	.500
H.H. Collier	1	1899	0-6-1	.071
H.T. Summersgill	2	1900-01	10-1	.909
Virginius Dabney	1	1902	1-4-2	.286
Charles Eshleman	1	1903	2-2-1	.500
T. Barry and J. Janvier	1	1904	5-2	.714
J. Tobin and H. Ludlow	1	1905	0-1	.000
John Russ	1	1906	0-4-1	.100
Joe Curtis	2	1907-08	10-3	.769
Buster Brown	1	1909	4-3-2	.556
A.A. Mason	3	1910-12	10-13-1	.438
A.C. Hoffman	1	1913	3-5	.375
E.R. Sweetland	1	1914	3-3-1	.550
Clark Shaughnessy	11	1915-20, '22-26	59-26-6	.681
Myron Fuller	1	1921	4-6	.400
Bernie Bierman	5	1927-31	36-10-2	.771
Ted Cox	4	1932-35	28-10-2	.725
Lowell "Red" Dawson	6	1936-41	36-19-4	.644
Claude Simons Jr.	4	1942-45	13-17-1	.435
Henry E. Frnka	6	1946-51	31-23-4	.569
Raymond Wolf	2	1952-53	6-13-1	.325
Andy Pilney	8	1954-61	25-49-6	.350
Tommy O'Boyle	4	1962-65	6-33-1	.163
Jim Pittman	5	1966-70	21-30-1	.413
Bennie Ellender	5	1971-75	27-29	.482
Larry Smith	4	1976-79	18-27	.400
Vince Gibson	3	1980-82	17-17	.500
Wally English	2	1983-84	5-17*	.227
Mack Brown	3	1985-87	11-23	.324
Greg Davis	4	1988-91	14-31	.311
Buddy Teevens	5	1992-96	11-45*	.196
Tommy Bowden	2	1997-98	18-4	.818
Chris Scelfo#	6	1998-	31-40	.437



Henry
Frnka



Tommy
O'Boyle



Larry
Smith

*includes forfeit

Scelfo became head coach prior to the 1998 Liberty Bowl

TULANE COACHING LEADERS

VICTORIES

Coach	Years	Tenure	Pct.	Record
1. Clark Shaughnessy	11	1915-20, 1922-26	.681	59-26-6
2. Bernie Bierman	5	1927-31	.771	36-10-2
Red Dawson	6	1936-41	.644	36-19-4
4. Henry E. Frnka	6	1946-51	.569	31-23-4
Chris Scelfo	6	1998-	.437	31-40
6. Ted Cox	4	1932-35	.725	28-10-2
7. Bennie Ellender	5	1971-75	.482	27-29
8. Andy Pilney	8	1954-61	.350	25-49-6
Jim Pittman	5	1966-70	.413	21-30-1
10. Tommy Bowden	2	1997-98	.818	18-4
Larry Smith	4	1976-79	.400	18-27
12. Vince Gibson	3	1980-82	.500	17-17
13. Greg Davis	4	1988-91	.311	14-31
14. Claude Simons Jr.	4	1942-45	.435	13-17-1
15. Mack Brown	3	1985-87	.324	11-23
Buddy Teevens	5	1992-96	.196	11-45

PERCENTAGE

Coach	Years	Tenure	Record	Pct.
1. H.T. Summersgill	2	1900-01	10-1	.909
2. Tommy Bowden	2	1997-98	18-4	.818
3. Bernie Bierman	5	1927-31	36-10-2	.771
4. Joe Curtis	2	1907-08	10-3	.769
5. Ted Cox	4	1932-35	28-10-2	.725
6. Thomas Barry	1	1904	5-2	.714
7. Clark Shaughnessy	11	1915-20, 1922-26	59-26-6	.681
8. Lowell Dawson	6	1936-41	36-19-4	.644
9. Harry Baum	1	1896	3-2	.600
10. Henry E. Frnka	6	1946-51	31-23-4	.569
11. Buster Brown	1	1909	4-3-2	.556
12. E.R. Sweetland	1	1914	3-3-1	.550
13. Vince Gibson	3	1980-82	17-17	.500
T.L. Bayne	2	1893, 1895	4-4	.500
Charles Eshleman	1	1903	2-2-1	.500
John Lombard	1	1898	1-1	.500

All-Time Records vs. Opponents

Opponent	Won	Lost	Tied	First Game	Last Game
Air Force	3	3	0	1967	1981
Alabama*	11	26	3	1894	1994
UAB	3	2	0	1999	2004
Alumni	2	0	0	1896	1902
Arkansas	0	4	0	1906	1980
Army	7	5	1	1953	2004
Auburn	17	13	6	1902	1955
Baylor	3	3	0	1908	1983
Birmingham-Southern	1	0	0		1930
Boston College	7	7	0	1940	1993
Brigham Young	1	1	0	1998	2001
California	1	0	0		1960
Camp Beaugard	1	0	0		1918
Camp Benning	1	0	0		1922
Camp Pike	0	1	0		1918
Camp Shelby	1	0	0		1918
Centenary	3	0	0	1914	1936
UCF	0	1	0		2001
Centre	2	3	0	1907	1921
Cincinnati	11	3	0	1909	2002
The Citadel	2	0	0	1953	1974
Clemson	6	4	0	1937	1981
Colgate	4	1	0	1933	1937
Colorado	1	0	0		1970
Columbia	1	0	0		1939
Cuba AC	0	1	0		1910
Cumberland	0	1	0		1903
Detroit	1	2	0	1920	1959
Drury	1	0	0		1907
Duke	2	0	0	1964	1973
East Carolina	2	6	0	1991	2004
Florida	6	13	2	1915	1984
Florida A&M	1	0	0		2004
Florida State*	0	10	0	1983	1992
Fordham	1	1	0	1939	1940
Georgetown	0	1	0		1916
Georgia	10	14	1	1919	1985
Georgia Navy Pre-Flight	2	0	0	1942	1943
Georgia Tech	13	35	0	1916	1982
Hawaii	1	2	0	1989	2002
Holy Cross	1	0	0		1951
Houston	4	6	0	1968	2004
Illinois	1	0	0		1970
Iowa State	1	3	0	1987	1992
Jefferson	6	0	0	1912	1919
Kansas	0	1	0		1958
Kansas State	1	0	0		1988
Kentucky	6	9	0	1910	1985
Louisiana College	4	0	0	1925	1952
LSU	23	64	7	1893	2001
Louisiana-Lafayette	21	4	0	1911	2000
Louisiana-Monroe	1	0	0		2002
Louisiana Tech	7	0	0	1904	1998
Louisville	2	9	0	1986	2004
Marion	1	0	0		1904
Marquette	1	0	0		1957
Maryland	2	4	0	1933	1995
Memphis	11	14	1	1954	2004
Memphis Navy	0	1	0		1943
Mercer	1	0	0		1938
Meridian AA	2	0	0	1901	1903
Miami (Fla.)	5	6	1	1951	1978
Miami (Ohio)	0	1	0		1967
Michigan	0	3	0	1920	1972

Opponent	Won	Lost	Tied	First Game	Last Game
Millsaps	2	0	0	1900	1928
Minnesota	0	1	0		1935
Mississippi*	28	41	0	1893	2000
Mississippi College	9	3	0	1911	1937
Mississippi State	25	28	2	1901	2004
Missouri	0	0	2	1925	1926
Mobile YMCA	0	1	0		1901
Navy	11	6	1	1949	2004
Nevada	1	0	0		1992
New York University	1	1	0	1926	1941
North Carolina	9	5	2	1922	1994
North Carolina State	1	0	0		1970
Northwestern	3	1	0	1925	1956
Northwestern State	6	0	0	1911	2003
Notre Dame	0	8	0	1944	1971
Ohio	1	1	0	1971	1972
Penn State	0	1	0		1979
Pensacola NAB	0	0	1		1918
Pittsburgh	4	3	0	1969	1984
Rice	12	14	1	1916	1997
Richmond	1	0	0		1903
Rutgers	1	3	0	1976	1998
Saint Louis	1	0	0		1913
St. Paul's	1	0	0		1915
Samford	4	0	1	1906	1915
Santa Clara	1	0	0		1952
Sewanee	13	6	0	1894	1939
Shreveport AA	0	1	0		1903
South Carolina	3	0	0	1932	1963
Southeastern Louisiana	2	0	0	1949	1951
Southern	2	0	0	2001	2002
Southern AC	1	1	1	1893	1900
Southern Cal	1	2	0	1932	1946
SMU	9	4	0	1943	2000
Southern Miss	7	19	0	1979	2004
Southwest Texas	1	1	0	1909	1913
Spring Hill	8	0	0	1915	1931
Stanford	1	7	0	1961	1980
Syracuse	1	6	0	1975	1999
Tampa	0	1	0		1968
Temple	1	0	0		1935
Tennessee	1	4	0	1923	1967
Tennessee-Chattanooga	2	0	0	1934	1988
Texas	1	17	1	1894	2003
Texas A&M	5	10	0	1899	1968
TCU	4	8	0	1978	2004
Texas Tech	3	2	0	1958	1971
Tulsa	1	0	0		1968
Vanderbilt	27	16	3	1902	1989
Vicksburg AC	1	0	0		1896
Virginia	4	2	0	1949	1969
Virginia Military	5	0	0	1935	1973
Virginia Tech	4	5	0	1956	1989
Wake Forest	2	0	0	1959	1995
Washington	0	1	0		1987
Washington Artillery	1	0	0		1917
Washington (Mo.)	2	1	0	1908	1923
Washington and Lee	0	1	1	1911	1919
Washington State	1	0	0		1931
West Virginia	2	4	0	1969	1979
Wichita State	0	1	0		1986
William & Mary	2	1	0	1960	1993
Totals (1,040 games)	473	529	38		

2005 opponents in bold

*includes one or more NCAA-mandated forfeits

Series Records (For 2004 & 2005 Opponents, Conference USA Schools and Louisiana Schools)

ARMY (7-5-1)

Date	H/A/N	TU	Opp
10/31/53	H T	0	0
11/16/57	A L	14	20
9/21/74	A W	31	14
10/16/76	H W	23	10
10/19/96	A L	10	34
10/4/97	H W	41	0
11/14/98	A W	49	35
9/18/99	H W	48	28
10/21/00	A L	17	21
10/27/01	A L	35	42
11/16/02	H L	10	14
9/20/03	A W	50	33
11/13/04	H W	45	31

at New Orleans: 4-1-1

at West Point: 3-4

CENTENARY (3-0)

Date	H/A/N	TU	Opp
10/24/14	H W	82	0
11/26/25	A W	14	0
10/10/36	H W	19	0

EAST CAROLINA (2-5)

Date	H/A/N	TU	Opp
11/2/91	A L	28	38
10/18/97	H W	33	16
10/23/99	A L	7	52
9/16/2000	A L	17	37
9/8/01	H L	24	51
9/14/02	A L	20	24
11/22/03	H W	28	18
10/9/04	A L	25	27

at New Orleans: 2-1

at Greenville: 0-5

FLORIDA A&M (1-0)

Date	H/A/N	TU	Opp
9/11/2004	H W	39	19

HOUSTON (4-6)

Date	H/A/N	TU	Opp
9/14/68	A L	7	54
12/29/73	A L	7	47
11/2/96	H L	17	20
11/22/97	A W	44	10
11/21/98	H W	48	20
11/6/99	A L	31	36
11/4/00	H W	41	23
9/7/02	A W	34	13
10/11/03	H1 L	42	45
10/30/04	A L	3	24

at New Orleans: 2-2

Tad Gormley Stadium (H1): 0-1

at Houston: 2-4

LOUISIANA COLLEGE (4-0)

Date	H/A/N	TU	Opp
9/26/25	H W	77	0
11/24/28	H W	47	7
10/7/50	H W	64	0
11/22/52	H W	46	14

UL-LAFAYETTE (21-4)

Date	H/A/N	TU	Opp
10/18/11	H W	27	0
10/12/12	H W	95	0

10/17/14	H W	33	0
10/9/15	H W	13	0
11/28/18	H W	74	0
10/11/19	H W	73	0
10/2/20	H W	79	0
9/29/23	H W	20	2
9/27/24	H W	14	0
10/19/29	H W	60	0
9/27/30	H W	84	0
9/14/74	H W	17	16
10/15/83	H W	17	15
11/9/85	H W	27	17
11/1/86	H W	42	39
11/14/87	H W	38	10
10/29/88	H L	34	51
9/16/89	H W	17	10
9/1/90	H L	6	48
10/9/93	H L	15	36
10/28/95	H L	28	32
11/1/97	A W	56	0
10/31/98	H W	72	20
10/16/99	H W	48	32
10/7/00	A W	38	37

at New Orleans: 19-4

at Lafayette: 2-0

UL-MONROE (1-0)

Date	H/A/N	TU	Opp
10/5/2002	A W	52	9

LSU (23-64-7)

Date	H/A/N	TU	Opp
11/25/1893	H W	34	0
10/26/1895	A L	4	8
10/24/1896	H L	0	6
12/14/1898	A L	0	37
12/8/1899	A L	0	38
11/17/1900	H W	29	0
11/16/01	H W	22	0
11/19/04	H W	5	0
11/25/05	H L	0	5
12/9/11	A L	0	6
11/28/12	H L	3	21
11/22/13	A L	0	40
11/26/14	H T	0	0
11/25/15	A L	0	12
11/30/16	H T	14	14
11/29/17	A W	28	6
11/22/19	H L	6	27
11/25/20	A W	21	0
11/19/21	H W	21	0
11/30/22	A L	14	25
11/24/23	H W	20	0
11/27/24	A W	13	0
11/21/25	A W	16	0
11/25/26	H L	0	7
11/24/27	A W	13	6
11/29/28	H T	0	0
11/28/29	A W	21	0
11/27/30	H W	12	7
11/28/31	H W	34	7
11/26/32	A L	0	14
12/2/33	H T	7	7
12/1/34	A W	13	12
11/30/35	H L	0	41
11/28/36	A L	0	33
11/27/37	H L	7	20
11/26/38	A W	14	0
12/2/39	H W	33	20
11/30/40	A L	0	14
11/29/41	H L	0	19



Cameron Gaston (58) and Nathan Bell celebrate the Green Wave's 14-0 victory over eighth-ranked LSU in 1973 at Tulane Stadium.

11/26/42	A L	6	18
11/20/43	H W	27	0
12/2/44	A L	6	25
12/1/45	H L	0	33
11/30/46	A L	27	41
12/6/47	H T	6	6
11/27/48	A W	46	0
11/26/49	H L	0	21
12/2/50	H T	14	14
12/1/51	A L	13	14
11/29/52	H L	0	16
11/28/53	A L	13	32
11/27/54	H L	13	14
11/26/55	A T	13	13
12/1/56	H L	6	7
11/30/57	A L	6	25
11/22/58	H L	0	62
11/21/59	A L	6	14
11/26/60	H L	6	17
11/25/61	A L	0	62
11/24/62	H L	3	38
11/23/63	A L	0	20
11/21/64	H L	3	13
11/20/65	A L	0	62
11/19/66	H L	7	21
11/25/67	A L	27	41
11/23/68	H L	10	34
11/22/69	A L	0	27
11/28/70	H L	14	26
11/27/71	A L	7	36
12/2/72	H L	3	9
12/1/73	H W	14	0
11/23/74	A L	22	24
11/22/75	H L	6	42
11/20/76	A L	7	17
11/19/77	H L	17	20
11/25/78	A L	21	40
11/17/79	H W	24	13
11/22/80	A L	7	24
11/28/81	H W	48	7
11/27/82	A W	31	28
11/24/83	H L	7	20
11/24/84	A L	15	33
11/30/85	H L	19	31
11/29/86	A L	17	37
11/21/87	H L	36	41
11/26/88	A L	14	44
11/25/89	H L	7	27
11/24/90	A L	13	16
11/23/91	H L	20	39
11/21/92	A L	12	24
11/20/93	A L	10	24

11/19/94	H L	25	49
11/23/96	A L	17	35
9/1/01	A L	17	48

at New Orleans: 13-35-6

at Baton Rouge: 10-29-1

LOUISIANA TECH (7-0)

Date	H/A/N	TU	Opp
10/23/04	H W	11	0
10/20/23	H W	13	7
10/11/24	H W	42	12
11/7/25	H W	37	9
9/25/26	H W	40	0
10/31/36	H W	22	13
11/26/98	H W	63	30

LOUISVILLE (2-9)

Date	H/A/N	TU	Opp
11/8/86	H L	12	23
9/5/87	A L	40	42
10/22/88	H L	35	38
11/4/95	A L	14	34
10/12/96	H L	20	23
10/11/97	A W	64	33
10/17/98	H W	28	22
10/28/00	A L	32	35
11/3/01	H L	7	52
10/17/03	A L	28	47
12/4/04	H L	7	55

at New Orleans: 1-5

at Louisville: 1-4

MEMPHIS (11-14-1)

Date	H/A/N	TU	Opp
9/25/54	H T	13	13
10/30/76	H L	7	14
10/10/77	A L	9	27
10/28/78	H W	41	24
11/15/80	H W	21	16
11/14/81	A W	24	7
10/23/82	H W	17	10
10/8/83	A L	25	28
11/17/84	H W	14	9
10/12/85	A L	21	38
11/15/86	H W	15	6
10/17/87	A L	36	45
9/24/88	H W	20	19
11/4/89	H W	38	34
10/6/90	A L	14	21
10/31/92	H L	20	62
10/8/94	A L	0	13

10/14/95	H	L	8	23
9/21/96	A	L	10	17
11/8/97	H	W	26	14
11/7/98	A	W	41	31
10/30/99	H	L	7	49
11/18/00	H	W	37	14
9/21/02	A	L	10	38
10/25/03	H	L	9	41
10/16/04	A	L	24	49

at New Orleans: 9-5-1

at Memphis: 2-9

MISSISSIPPI STATE (25-28-2)

Date	H/A/N	TU	Opp
11/9/01	H	W	24 6
11/11/02	H	T	11 11
12/5/03	H	T	0 0
10/29/04	H	W	10 0
11/14/08	H	W	23 0
10/30/09	H	W	2 0
11/5/10	H	L	0 10
11/20/11	A	W	6 4
11/9/12	H	W	27 24
11/8/13	A	L	0 32
11/14/14	N-1	L	0 61
11/13/20	H	W	6 0
10/22/21	H	W	7 0
10/28/22	H	W	26 0
11/1/24	H	L	6 14
10/17/25	H	W	3 25
11/6/26	A	L	0 14
10/15/27	H	L	6 13
10/6/28	A	W	51 6
10/12/29	H	W	34 0
11/1/30	H	W	53 0
10/31/31	H	W	59 7
11/11/33	H	W	33 0
10/29/38	H	W	27 0
11/7/42	H	L	0 7
11/3/45	H	W	14 13
10/26/46	H	L	7 14
11/1/47	H	L	0 20
10/30/48	H	W	9 0
10/29/49	H	W	54 6
11/3/51	H	L	7 10
11/1/52	H	W	34 21
11/7/53	H	L	0 21
10/9/54	H	L	0 14
10/8/55	A	L	0 14
11/3/56	H	W	20 14
11/2/57	N-1	L	6 27
10/12/62	H	L	6 35
10/12/63	N-1	L	10 31
10/10/64	A	L	6 17
10/22/65	H	W	17 15
9/4/82	H	L	21 30
9/3/83	A	L	9 14
9/1/84	H	L	3 30
10/19/85	A	L	27 31
10/18/86	H	L	27 34
11/7/87	A	W	30 19
11/19/88	H	W	27 22
11/11/89	A	L	7 27
10/20/90	H	L	17 38
9/14/91	A	L	0 48
9/26/93	H	L	10 36
10/22/94	A	L	22 66
9/13/03	H	W	31 28
9/4/04	A	L	7 28

at New Orleans: 22-15-2

at Starkville: 3-10

at Jackson, MS (N-1): 0-3



Roydell Williams, a freshman at the time, breaks away from the Navy defense during the Green Wave's 50-38 victory over the Midshipmen in 2000.

NAVY (11-6-1)

Date	H/A/N	TU	Opp
11/5/49	H	T	21 21
11/11/50	N-1	W	27 0
10/13/56	H	W	21 6
10/18/58	N-2	W	14 6
11/10/73	H	W	17 5
11/9/91	H	W	34 7
11/7/92	A	L	17 20
10/2/93	H	W	27 25
11/5/94	H	L	15 17
11/18/95	A	L	7 35
11/16/96	A	L	21 35
9/26/98	H	W	42 24
11/13/99	A	L	21 45
11/11/00	H	W	50 38
11/10/01	A	W	42 28
10/26/02	H-1	W	51 30
11/1/03	A	L	17 35
11/6/04	H	W	42 10

at New Orleans: 8-1-1

at Tad Gormley Stadium (H-1): 1-0

at Annapolis: 1-5

at Baltimore, MD (N-1): 1-0

at Norfolk, VA (N-2): 1-0

NORTHWESTERN ST. (6-0)

Date	H/A/N	TU	Opp
10/21/11	H	W	45 0
9/29/28	A	W	65 0
9/28/29	H	W	40 6
11/23/35	H	W	13 0
11/23/40	H	W	47 0
9/6/03	H-1	W	27 24 ot

at New Orleans: 6-0

at Tad Gormley Stadium (H-1): 1-0

RICE (12-14-1)

Date	H/A/N	TU	Opp
11/11/16	A	L	13 23
11/17/17	H	L	0 16
10/16/20	H	T	0 0
10/15/21	A	W	7 6
10/15/38	H	W	26 17
10/19/40	H	W	15 6
10/11/41	A	L	9 10
10/10/42	H	W	18 7

10/9/43	A	W	33 0
10/14/44	H	W	21 0
10/13/45	A	L	7 13
10/12/46	H	L	6 25
10/11/47	A	L	0 3
10/1/60	A	L	7 10
9/25/71	A	L	11 14
9/15/79	A	L	17 21
9/20/80	H	W	35 14
10/3/81	A	L	16 20
9/18/82	H	W	30 6
9/9/89	H	W	20 19
9/8/90	A	W	21 10
9/21/91	H	L	19 28
9/11/93	A	L	0 34
9/10/94	A	W	15 13
9/16/95	A	W	17 15
9/14/96	H	L	14 21
9/13/97	H	L	24 30

at New Orleans: 7-5-1

at Houston: 5-9

SOUTHEASTERN LOUISIANA (2-0)

Date	H/A/N	TU	Opp
10/8/49	H	W	40 0
11/24/51	H	W	48 7

SOUTHERN (2-0)

Date	H/A/N	TU	Opp
9/29/01	H	W	41 7
8/21/02	H	W	37 19

SMU (9-4)

Date	H/A/N	TU	Opp
10/23/43	H	W	12 6
10/28/44	H	W	27 7
10/27/45	H	W	19 7
9/24/77	A	L	23 28
9/29/79	H	W	24 17
10/4/80	H	L	21 31
9/11/82	A	L	7 51
9/15/90	H	W	43 7
10/5/91	H	L	17 31
9/5/92	A	W	13 12
9/12/98	A	W	31 21
9/11/99	H	W	53 19

9/23/2000 A W 29 17

at New Orleans: 6-2

at Dallas: 3-2

SOUTHERN MISS (7-19)

Date	H/A/N	TU	Opp
10/13/79	A	W	20 19
9/6/80	H	L	14 17
9/19/81	A	L	3 21
10/16/82	H	L	10 22
10/22/83	A	W	14 7
10/13/84	H	W	35 7
11/23/85	A	L	6 24
10/25/86	H	W	35 20
9/19/87	A	L	24 31
10/8/88	H	L	13 38
10/7/89	A	L	21 30
10/13/90	H	L	14 20
10/19/91	A	L	14 47
10/15/92	A	L	7 17
11/6/93	A	W	17 15
9/3/94	H	L	10 25
9/30/95	A	L	0 45
10/26/96	H	L	28 31
10/25/97	A	L	13 34
10/3/98	H	W	21 7
9/6/99	A	L	14 48
10/14/00	H	L	24 56
11/17/01	A	L	6 59
11/23/02	H	W	31 10
11/15/03	A	L	14 28
9/25/04	H	L	14 32

at New Orleans: 4-9

at Hattiesburg: 3-10

TCU (4-8)

Date	H/A/N	TU	Opp
10/21/78	H	L	7 13
9/22/79	A	W	33 19
9/14/85	A	L	13 30
9/13/86	H	L	31 48
10/16/93	A	L	7 14
10/15/94	H	L	28 30
10/21/95	A	L	11 16
10/5/96	H	W	35 7
10/13/01	H	W	48 22
11/9/02	A	L	10 17
9/1/03	H	L	35 38
11/27/04	A	W	35 31

at New Orleans: 2-4

at Fort Worth: 2-4

TULSA (1-0)

Date	H/A/N	TU	Opp
11/9/68	H	W	25 15

UAB (3-2)

Date	H/A/N	TU	Opp
11/20/99	H	L (ot)	20 23
10/20/01	A	L	27 34
10/19/02	H	W	35 14
11/8/03	A	W	38 24
10/23/04	H1	W	59 55

at New Orleans: 2-1

at Tad Gormley Stadium (H1): 1-0

at Birmingham: 1-1

UCF (0-1)

Date	H/A/N	TU	Opp
9/22/2001	H	L	29 36

Record vs. Ranked Teams (Associated Press rankings at time of game)

Date	Opponent	Opp Rank	Score
11-7-36	at Alabama	14 L	7-34
11-28-36	at LSU	2 L	0-33
11-6-37	ALABAMA	2 L	6-9
11-27-37	LSU	8 L	7-20
11-5-38	at Alabama	15 L	0-3
10-28-39	OLE MISS	14 W	18-6
11-11-39	ALABAMA	20 W	13-0
1-1-40	TEXAS A&M*	1 L	13-14
11-2-40	CLEMSON	10 W	13-0
11-1-41	at Vanderbilt	10 W	34-14
10-17-42	at Georgia	2 L	0-40
10-24-42	NORTH CAROLINA	19 W	29-14
11-13-43	GEORGIA TECH	19 L	0-33
11-11-44	at Georgia Tech	13 L	7-34
11-3-45	MISS. STATE	15 W	14-13
11-24-45	NOTRE DAME	5 L	6-21
11-16-46	at Georgia Tech	7 L	7-35
11-23-46	NOTRE DAME	2 L	0-41
11-30-46	at LSU	9 L	27-41
11-11-47	at Rice	16 L	0-3
11-22-47	at Notre Dame	2 L	6-59
10-16-48	OLE MISS	10 W	20-7
10-15-49	at Notre Dame	1 L	7-46
11-26-49	LSU	13 L	0-21
10-14-50	NOTRE DAME	10 L	9-13
10-6-51	BAYLOR	19 L	14-27
10-13-51	HOLY CROSS	15 W	20-14
11-10-51	KENTUCKY	12 L	0-37
10-11-52	at Georgia Tech	5 L	0-14
10-3-53	at Michigan	4 L	7-26
10-10-53	GEORGIA TECH	10 L	13-27
10-31-53	ARMY	15 T	0-0
9-18-54	at Georgia Tech	7 L	0-28
10-16-54	at Ole Miss	7 L	7-34
10-29-55	AUBURN	8 W	27-13
10-13-56	NAVY	14 W	21-6
10-20-56	(n) Ole Miss	6 W	10-3
10-27-56	at Georgia Tech	3 L	0-40
9-28-57	at Texas	13 L	6-20
10-18-57	OLE MISS	11 L	0-50
11-16-57	at Army	10 L	14-20
10-11-58	OLE MISS	7 L	8-19
10-18-58	(n) Navy	6 W	14-6
11-22-58	LSU	1 L	0-62
10-17-59	at Ole Miss	5 L	7-53
10-24-59	GEORGIA TECH	9 L	13-21
11-21-59	at LSU	3 L	6-14
9-24-60	ALABAMA	5 T	6-6
10-15-60	OLE MISS	1 L	13-26
11-12-60	at Florida	20 L	6-21
9-30-61	(n) Alabama	4 L	0-9
10-21-61	(n) Ole Miss	2 L	0-41
10-28-61	GEORGIA TECH	9 L	0-35
11-25-61	at LSU	4 L	0-62
9-28-62	ALABAMA	1 L	6-44
10-6-62	at Texas	3 L	8-35

Date	Opponent	Opp Rank	Score
10-20-62	(n) Ole Miss	5 L	0-21
11-24-62	LSU	8 L	3-38
9-20-63	TEXAS	5 L	0-21
9-28-63	(n) Alabama	2 L	0-28
10-19-63	OLE MISS	5 L	0-21
9-19-64	at Texas	4 L	0-31
9-26-64	(n) Alabama	4 L	6-36
11-21-64	LSU	8 L	3-13
9-17-65	at Texas	2 L	0-31
10-22-66	at Georgia Tech	6 L	17-35
11-11-67	at Tennessee	2 L	14-35
10-12-68	at Florida	7 L	3-24
9-20-69	at Georgia	8 L	0-35
10-11-69	(n) Florida	12 L	17-18
10-25-69	NOTRE DAME	12 L	0-37
11-22-69	at LSU	10 L	0-27
9-19-70	GEORGIA	19 W	17-14
10-10-70	at Air Force	8 L	3-24
11-28-70	LSU	7 L	14-26
9-18-71	at Georgia	11 L	7-17
10-9-71	at North Carolina	18 W	37-29
11-13-71	at Notre Dame	8 L	7-21
11-27-71	at LSU	10 L	7-36
9-23-72	GEORGIA	16 W	24-13
9-30-72	at Michigan	8 L	7-41
12-4-72	LSU	11 L	3-9
12-1-73	LSU	8 W	14-0
12-29-73	at Houston*	14 L	7-47
9-18-76	at Ole Miss	20 L	7-34
9-25-76	BOSTON COLLEGE	18 L	3-27
10-29-77	at Pittsburgh	13 L	0-48
9-16-78	PITTSBURGH	14 L	6-24
9-30-78	at Stanford	20 L	14-17
9-8-79	STANFORD	13 W	33-10
9-29-79	SMU	19 W	24-17
9-13-80	at Stanford	13 L	14-19
9-11-82	at SMU	8 L	7-51
11-27-82	at LSU	12 W	31-28
9-17-83	FLORIDA STATE	9 L	34-28
10-20-84	at Florida State	15 L	6-27
8-31-85	FLORIDA STATE	19 L	12-38
10-18-86	MISS. STATE	13 L	27-34
10-31-87	at Florida State	4 L	14-73
10-1-88	FLORIDA STATE	6 L	28-48
9-22-90	FLORIDA STATE	2 L	13-31
9-7-91	at Florida State	1 L	11-38
9-14-91	at Mississippi State	25 L	0-48
10-12-91	at Alabama	19 L	0-62
10-10-92	ALABAMA	6 L	0-37
10-24-92	BOSTON COLLEGE	11 L	13-17
11-14-92	at Florida State	5 L	7-70
9-4-93	#at Alabama	2 L	17-31
9-17-94	at North Carolina	16 L	0-49
9-24-94	at Alabama	10 L	10-20

Date	Opponent	Opp Rank	Score
10-26-96	SOUTHERN MISS	24 L	28-31
11-9-96	SYRACUSE	24 L	7-31
11-23-96	at LSU	18 L	17-35
10-2-99	at Syracuse	19 L	17-47
10-9-99	at Ole Miss	25 L	13-20
10-23-99	at East Carolina	20 L	7-52
9-2-00	at Ole Miss	17 L	20-49
10-14-00	SOUTHERN MISS	16 L	24-56
9-1-01	at LSU	14 L	17-48
9-28-02	TEXAS	3 L	0-49
9-1-03	TCU	25 L	35-38
9-27-03	at Texas	14 L	18-63
12-4-04	LOUISVILLE	7 L	7-55

(n) indicates neutral-site game
 # Alabama later forfeited game
 * Bowl game

RANKED BREAKDOWNS

Tulane vs. Top 25	19-102-2
Home	14-38-2
Road	3-58
Neutral	2-6
Tulane vs. Top 20	19-97-2
Home	14-35-2
Road	3-56
Neutral	2-6
Tulane vs. Top 10	7-62-1
Home	4-23-1
Road	1-34
Neutral	2-5

VS. THE RANKINGS

No. 1	0-6
No. 2	0-11
No. 3	0-4
No. 4	0-6
No. 5	0-7-1
No. 6	2-3
No. 7	0-7
No. 8	2-8
No. 9	0-4
No. 10	3-6
No. 11	0-4
No. 12	1-3
No. 13	1-6
No. 14	2-5
No. 15	2-2-1
No. 16	1-3
No. 17	0-1
No. 18	1-2
No. 19	3-5
No. 20	1-4
No. 21	0-0
No. 22	0-0
No. 23	0-0
No. 24	0-2
No. 25	0-3

Tulane Players Active in the NFL

WR CHRIS BUSH TENNESSEE TITANS



Chris Bush closed his impressive four-year career with the Green Wave last season, finishing with 93 career catches for 1,543 yards, 12th best all-time for the Green Wave. His yards-per-catch average of 16.59 is the fourth-best mark in school history and he also snared 16 touchdown strikes in his career.

He was signed as a free agent by the Tennessee Titans in the spring of 2005, joining Tulane and high school teammate Roydell Williams in Nashville.

QB SHAUN KING ARIZONA CARDINALS



The star of Tulane's undefeated 1998 team, Shaun King owned nearly all of the Green Wave's passing records upon graduation and still ranks second in passing yardage and touchdowns. During the perfect 1998 season, he set an NCAA I-A record for passing efficiency with a rating of 183.3.

In his first five years in the NFL, King passed for 26 touchdowns and over 4,000 yards with the Buccaneers. He was signed last season as a free agent by the Arizona Cardinals, and started two games.

K SETH MARLER JACKSONVILLE JAGUARS



In 2001, Seth Marler became Tulane's first first-team All-American in 14 years while also winning the Lou Groza Award as the nation's top kicker. He completed his Green Wave career as Tulane's all-time scoring leader with 333 points and is the school's all-time leader in field goals.

He signed with the Jaguars in 2003 and connected on 20 field goals and was a perfect 30-for-30 on PATs as a rookie. Last season, he was injured and did not see any action.

RB MEWELDE MOORE MINNESOTA VIKINGS



The top running back in Green Wave history, Mewelde Moore left Tulane with 4,364 rushing yards, including 22 100-yard rushing games. He still holds 11 Tulane records and is one of just two players in NCAA Division I history to tally over 4,000 rushing and 2,000 receiving yards.

Drafted in the fourth round, Moore played in 10 games as a rookie with the Minnesota Vikings, including three starts when he totalled 339 rushing yards and 198 receiving yards.

QB PATRICK RAMSEY WASHINGTON REDSKINS



Patrick Ramsey had a stellar four-year career with the Green Wave, setting 30 Tulane records, including passing yardage (9,205) and touchdowns (72). He also set marks for 300- and 400-yard passing games while directing one of the most productive offenses in the nation.

He was drafted in the first round by the Redskins and in his first three years in the league, he has started 23 games, throwing for 5,370 yards and 33 touchdowns.

DB JEFF SANCHEZ DETROIT LIONS



One of the fastest players in Green Wave history, Jeff Sanchez made the difficult conversion from offense (running back) to defense (defensive back) during his time with the Green Wave. As a senior, he intercepted three passes while helping Tulane to a berth in the Hawai'i Bowl.

Sanchez signed as a free agent with the Dallas Cowboys after his Green Wave career. After spending his rookie year in Dallas, he joined Detroit and has played in NFL Europe for two straight summers.

FB JERALD SOWELL NEW YORK JETS



Jerald Sowell completed a four-year career with the Green Wave in 1996, when he served as a team captain. He led the Green Wave in rushing for three seasons and ranks ninth on Tulane's all-time rushing chart. He also recorded the longest run in school history, a 98-yarder against Alabama in 1993.

Preparing for his ninth year with the Jets, Sowell has started all 16 games at fullback for the last two years while continuing to star on special teams. He posted career-highs in receptions and yards in 2003.

WR ROYDELL WILLIAMS TENNESSEE TITANS



One of the top three receivers in Tulane history, Roydell Williams closed his career with 215 receptions for 3,207 yards (second all-time at Tulane). He also caught a school record 35 touchdown passes and had 12 100-yard receiving games.

Drafted in the fourth round by the Tennessee Titans in 2005, he was joined by Tulane and high school teammate Chris Bush, who was signed as a free agent by Tennessee.

Green Wave Players in the Pros

Players who have played in the NFL, AFL, CFL, WFL, USFL and AAFC. All players who played at least one regular season game are listed.

Jeff Alexander, FB, Denver Broncos (1989)
Alton Alexis, WR, Cincinnati Bengals (1980),
Calgary Stampeders-CFL (1981-83)



Marvin Allen, RB, New England Patriots (1988-92)

Marcus Anderson, WR, Chicago Bears (1981),
USFL (1983-85)

Curtis Baham, DB, Seattle Seahawks (1987),
Saskatchewan Roughriders-CFL (1991)

Royal Bailey, RB, Hamilton Tiger-Cats-CFL
(1953)

Jerry Baker, NT, Denver Broncos (1983)

Warren Bankston, TE-FB, Pittsburgh Steelers
(1969-72), Oakland Raiders (1973-78)


Steve Barrios, WR, WFL (1974-75)

Roman Bentz, G-T, New York Yankees-AAFC
(1946-48), San Francisco 49ers-AAFC (1948)

Wayne Blair, LB, Toronto Argonauts-CFL (1999)

Ernie Blandin, T, Cleveland Browns-AAFC (1946-47),
Baltimore Colts-AAFC (1948-49), Baltimore Colts (1950-53)

Maury Bodenger, G, Portsmouth Spartans (1931-33),
Detroit Lions (1934)




Jim Boyle, OT, Pittsburgh Steelers (1987-88)
Paul Brock, T, British Columbia Lions-CFL
(1976)

Adrian Burnette, WR, Dallas Cowboys (2001)

James Campen, C, New Orleans Saints (1987-88),
Green Bay Packers (1989-94)

Joe Caravello, TE, Washington Redskins (1987-88),
San Diego Chargers (1989-90)

**Tim Carter, CB, New Orleans Saints (2001-02),
Winnipeg Blue Bombers-CFL (2003-)**



Rusty Chambers, LB, New Orleans Saints (1975-76),
Miami Dolphins (1976-80)

Marty Comer, E, Buffalo Bills-AAFC (1946-48)

Kerwin Cook, WR, Seattle Seahawks (2001)

Keaton Cromartie, DE, Ottawa Renegades-CFL (2002-)

Bernard Darré, G, Washington Redskins (1961)

JaJuan Dawson, WR, Cleveland Browns (2000-01),
Houston Texans (2002-03)

Red Dawson, Head Coach, Buffalo Bills-AAFC
(1946-49)

Burnell Dent, LB, Green Bay Packers (1986-92),
Detroit Lions (1993-94)

Corey Dowden, DB, Green Bay Packers (1996),
Baltimore Ravens (1996), Chicago Bears (1997)

Brian Douglas, DL, USFL (1984-85)

Max Druen, T, Saskatchewan Roughriders-CFL
(1950)


Bobby Duhon, HB, New York Giants (1968, 70-72)

Steve Foley, DB, Jacksonville Sharks-WFL
(1975), Denver Broncos (1976-86)

P.J. Franklin, WR, New Orleans Saints (1999)

Nolan Franz, WR, USFL (1984-85), Green Bay
Packers (1986)

Dick Fugler, T, Pittsburgh Steelers (1952),
Chicago Cardinals (1954)



Cory Geason, TE, Pittsburgh Steelers (2000-02)
Wilbert Gilmore, DB, Birmingham Barracudas-CFL
(1995)

Fred Gloden, HB-DB, Philadelphia Eagles
(1941), Miami Seahawks-AAFC (1946)

Gus Gonzales, G, Toronto Argonauts-CFL (1963),
Montreal Alouettes-CFL (1964-65)

Jim Gueno, LB, Green Bay Packers (1976-80)

Charles Hall, DL, WFL (1974-75)

Brandon Hamilton, CB, Winnipeg Blue Bombers-CFL
(1999-2003)


Ruffin Hamilton, LB, Green Bay Packers (1994),
Atlanta Falcons (1997-98)

Richard Harvey, LB, New England Patriots
(1990), Buffalo Bills (1991-94), New Orleans
Saints (1995-97, 99), Oakland Raiders
(1998), San Diego Chargers (2000)

Jerry Helluin, DT, Cleveland Browns (1952-53),
Green Bay Packers (1954-57), Houston
Oilers-AFL (1960)


Ray Hester, LB, New Orleans Saints (1971-73)

Rodney Holman, TE, Cincinnati Bengals (1982-92),
Detroit Lions (1993-95)




Bill Hornick, T, Pittsburgh Steelers (1947)
Pete Johns, DB, Houston Oilers-AFL (1967-68)

Dub Jones, B, Miami Seahawks-AAFC (1946),
Brooklyn Dodgers-AAFC (1947), Cleveland



Browns-AAFC (1948-49), Cleveland Browns
(1950-55)

Terrence Jones, QB, Calgary Stampeders-CFL
(1989-91), Ottawa Rough Riders-CFL (1993),
Shreveport Pirates-CFL (1994)



Michael Jordan, CB, Montreal Alouettes-CFL
(1999-2003)

Don Joyce, DE-DT, Chicago Cardinals (1951-
53), Baltimore Colts (1954-60), Minnesota
Vikings (1961), Denver Broncos-AFL (1962)

Ken Karcher, QB, Denver Broncos (1987-88)

Bobby Kellogg, B, Chicago Cardinals (1940)

Ed Khayat, L, Washington Redskins (1957, 62-
63), Philadelphia Eagles (1958-61, 64-65),
Boston Patriots-AFL (1966); Head Coach,
Philadelphia Eagles (1971-72)

George Kinek, E-DB, Chicago Cardinals (1954)

**Shaun King, QB, Tampa Bay Bucs (1999-
2003), Arizona Cardinals (2004)**

Ellsworth Kingery, DB, Chicago Cardinals (1954)

Rick Kingrea, LB, Cleveland Browns (1971-72),
New Orleans Saints (1973-78)

Eric Laakso, OL, Miami Dolphins (1978-84)

Paul Lea, T, Pittsburgh Steelers (1951), Calgary
Stampeders-CFL (1952)

Marvin Lewis, FB, New Orleans Saints (1982)


Don Maggs, OL, Pittsburgh Maulers-USFL
(1984), New Jersey Generals-USFL (1985),
Houston Oilers (1986-92), Denver Broncos
(1993-94)



**Seth Marler, K, Jacksonville Jaguars
(2003-)**

Lonnie Marts, LB, Kansas City Chiefs (1991-93),
Tampa Bay Buccaneers (1994-96), Tennessee
Oilers/Titans (1997-98), Jacksonville Jaguars
(1999-2000)

Tommy Mason, RB, Minnesota Vikings (1961-
66), Los Angeles Rams (1967-70), Washing-
ton Redskins (1971)




Harley McCollum, T, New York Yankees-AAFC
(1946), Chicago Rockets-AAFC (1947)

Tim McCray, Ottawa Rough Riders-CFL (1984-
85), Saskatchewan Roughriders-CFL (1986-
90)

Walt McDonald, B, Miami Seahawks-AAFC
(1946), Brooklyn Dodgers-AAFC (1946-48),
Chicago Hornets-AAFC (1949)

Max McGee, E, Green Bay Packers (1954, 57-
67)




Sylvester McGrew, DE, Green Bay Packers
(1987)

Martin Mitchell, DB, Philadelphia Eagles (1977),
Winnipeg Blue Bombers-CFL (1977-79)

**Mewelde Moore, RB, Minnesota Vikings
(2004-)**

Eddie Murray, K, Detroit Lions (1980-91),
Kansas City Chiefs (1992), Tampa Bay
Buccaneers (1992), Dallas Cowboys (1993,
1999), Philadelphia Eagles (1994), Washing-
ton Redskins (1995, 2000), Minnesota Vikings
(1997)




Ed Neal, L, Green Bay Packers (1945-51),
Chicago Bears (1951)

Phil Nugent, DB, Denver Broncos-AFL (1961)

Dennis O'Sullivan, C, New York Jets (2001-03)

**Byron Parker, DB, Toronto Argonauts-CFL
(2004-)**

Richie Petitbon, S, Chicago Bears (1959-68), Los
Angeles Rams (1969-70), Washington




Redskins (1971-73); Head Coach, Washington
Redskins (1993)

Chuck Pitcock, C, Tampa Bay Buccaneers
(1987)

Eddie Price, FB, New York Giants (1950-55)

Mitchell Price, DB, Cincinnati Bengals (1990-
92), Phoenix Cardinals (1992-93)



Ronny Quillian, FB, Ottawa Rough Riders-CFL (1957-58)

Patrick Ramsey, QB, Washington Redskins (2002-)

Freeman Rexner, E, Chicago Cardinals (1943, 45), Boston Yanks (1944), Detroit Lions (1944)

Jeff Roberts, DE, Saskatchewan Roughriders-CFL (1984-88)

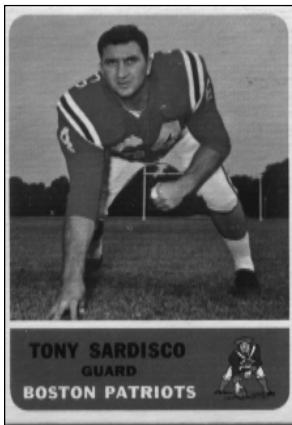
Bernard Robertson, OL, Chicago Bears (2001-03)

Frank Robinson, LB, Saskatchewan Roughriders-CFL (1981-83), Winnipeg Blue Bombers-CFL (1984-85), Toronto Argonauts-CFL (1985), Hamilton Tiger-Cats-CFL (1986-90)

Dan Rogas, L, Detroit Lions (1951), Philadelphia Eagles (1952)

Alphonso Roundtree, DB, Montreal Alouettes-CFL (2001-)

Jeff Sanchez, DB, Dallas Cowboys (2003)



Tony Sardisco, G-LB, Washington Redskins (1956), San Francisco 49ers (1956), Boston Patriots-AFL (1960-62)

John Scafide, T, Boston Redskins (1943)

Leroy Schneider, T, Brooklyn Dodgers-AAFC (1947)


Joe Shinn, E, Hamilton Tiger-Cats-CFL (1951-52)
Joe Silipo, OL, Montreal Alouettes-CFL (1981), Buffalo Bills (1987)

Wilfred Simon, DT, Hamilton Tiger-Cats-CFL (1982)


Treg Songy, DB, New York Jets (1987)

Jerald Sowell, FB, New York Jets (1997-)

Bill Svoboda, LB-FB, Chicago Cardinals (1950-53), New York Giants (1954-58)



Len Teeuws, T, Los Angeles Rams (1952-53), Chicago Cardinals (1954-57)



Jim Thibaut, FB-LB, Buffalo Bills-AAFC (1946)

Eric Thomas, CB, Cincinnati Bengals (1987-92), New York Jets (1993)

Ron Tilton, OG, Washington Redskins (1986), New York Jets (1988)


Dalton Truax, T, Oakland Raiders-AFL (1960)

Mike Truax, LB, WFL (1974-75)

Jerry Ursin, WR, Baltimore Stallions-CFL (1994-95)

Elton Veals, FB, Pittsburgh Steelers (1984)

Hal Waggoner, RB, Hamilton Tiger-Cats-CFL,



Toronto Argonauts-CFL (1952-60)

Mike Walker, DE, New Orleans Saints (1971), British Columbia Lions-CFL, Toronto Argonauts-CFL (1972-76)

John Washington, DB, Saskatchewan Roughriders-CFL (1976)

Lionel Washington, DB, St. Louis Cardinals (1983-86), Los Angeles/Oakland Raiders (1987-94, 97), Denver Broncos (1995-96)

Clinton Wenzel, DL, USFL (1984-85)

Jeff Wenzel, OT, Philadelphia Eagles (1987)


Ralph Wenzel, DE, Pittsburgh Steelers (1942)

Marty Wetzell, LB, New York Jets (1981)

Emmett Zelenka, G, Montreal Alouettes-CFL (1957)

Marc Zeno, WR, Calgary Stampeders-CFL

(1989), British Columbia Lions-CFL (1990)



THE CLASS OF 2004

Looking to add to Tulane's ranks in the NFL are two members of the 2004 Green Wave squad. Roydell Williams was drafted in the fourth round by Tennessee, giving Tulane seven players drafted in the last six years.

Name	Pos.	Team	How Acquired
Chris Bush	WR	Tennessee Titans	Free Agent
Roydell Williams	WR	Tennessee Titans	Draft, Fourth Round

Tulane in the Pro Draft

NFL

Year	Name, Position	Team	Round	(Sel.)
2005	Roydell Williams, WR	Tennessee Titans	4	(136)
2004	J.P. Losman, QB	Buffalo Bills	1	(22)
	Mewelde Moore, RB	Minnesota Vikings	4	(119)
2002	Patrick Ramsey, QB	Washington Redskins	1	(32)
2001	Bernard Robertson, OT	Chicago Bears	5	(138)
2000	Jajuan Dawson, WR	Cleveland Browns	3	(79)
1999	Shaun King, QB	Tampa Bay Buccaneers	2	(50)
1997	Jerald Sowell, RB	Green Bay Packers	7	(231)
1994	Ruffin Hamilton, LB	Green Bay Packers	6	(175)
1991	Mike Riley, DB	New York Jets	6	(160)
1990	Mitchell Price, DB	Cincinnati Bengals	9	(234)
1989	Terrence Jones, QB	San Diego Chargers	7	(195)
	Richard Harvey, LB	Buffalo Bills	11	(305)
1988	Marc Zeno, WR	Pittsburgh Steelers	7	(182)
	Marvin Allen, RB	New England Patriots	11	(294)
1987	Eric Thomas, DB	Cincinnati Bengals	2	(49)
1986	Burnell Dent, LB	Green Bay Packers	6	(143)
1985	Mike Jones, RB	Miami Dolphins	11	(307)
	Treg Songy, DB	New Orleans Saints	12	(320)
1984	Jim Boyle, T	Miami Dolphins	9	(250)
	Elton Veals, RB	Pittsburgh Steelers	11	(303)
1984§	Don Maggs, T	Houston Oilers	2	(29)
1983	Lionel Washington, DB	St. Louis Cardinals	4	(103)
1982	Rodney Holman, TE	Cincinnati Bengals	3	(82)
	Marvin Lewis, RB	New Orleans Saints	6	(142)
	Jeff Roberts, LB	New England Patriots	7	(168)
1981	Marty Wetzel, LB	New York Jets	10	(251)
	Nickie Hall, QB	Green Bay Packers	10	(255)
1980	Ed Murray, K	Detroit Lions	7	(165)
	Alton Alexis, WR	Cincinnati Bengals	11	(281)
1979	Ricky Smith, DB	Oakland Raiders	10	(259)
	Dee Methvin, C	Cleveland Browns	12	(315)
1978	Eric Laakso, T	Miami Dolphins	4	(106)
1977	Martin Mitchell, DB	Philadelphia Eagles	6	(158)
1976	Jim Gueno, LB	Green Bay Packers	9	(245)
	Nathaniel Bell, DT	New England Patriots	12	(325)
	Darwin Willie, TE	New York Jets	17	(465)
1975	Charlie Hall, DE	New Orleans Saints	4	(99)
	Steve Foley, QB	Denver Broncos	8	(199)
	John Washington, DB	Los Angeles Rams	8	(204)
1974	Tommy Thibodeaux, G	New Orleans Saints	10	(242)
	Mike Truax, LB	New Orleans Saints	13	(320)
1973	Randy Lee, DB-P	Minnesota Vikings	10	(236)
	Mike Mullen, LB	Miami Dolphins	12	(312)
1972	Joe Bullard, DB	Houston Oilers	6	(134)
	Bob Waldron, DT	Detroit Lions	11	(278)
	Steve Barrios, WR	New Orleans Saints	14	(345)
	Rusty Lachaussee, QB	New Orleans Saints	15	(372)
1971	Mike Walker, LB	Minnesota Vikings	11	(284)
	David Abercrombie, RB	Detroit Lions	13	(332)
	Rick Kingrea, LB	Cleveland Browns	14	(352)
	Bart Graves, T/DE	New Orleans Saints	15	(366)
1969	Warren Bankston, RB	Pittsburgh Steelers	2	(42)
1968	Tom Nosewicz, DE	Kansas City Chiefs	11	(294)
1967	Pete Johns, DB	Houston Oilers	5	(111)
1963	Bill Kellum, T	Green Bay Packers	13	
	Gordon Rush, G	Philadelphia Eagles	17	
1962	Ed Reynolds, T	Chicago Bears	8	
	Terry Terrebonne, HB	Washington Redskins	12	
	Larry Thompson, C	Philadelphia Eagles	12	
	Bill Kellum, T	Chicago Bears	19	
1961	Tommy Mason, HB	Minnesota Vikings	1	(1)
	Phil Nugent, B	Green Bay Packers	3	
	Joe LaSage, G	Green Bay Packers	4	
1961#	Don Joyce, DE	Minnesota Vikings		
1960	Bernard Darré, G	Washington Redskins	15	
1959	Dave Painter, C	Los Angeles Rams	6	
	Pete Abadie, E	Cleveland Browns	28	
	Don Lockwood, G	Washington Redskins	29	
1958	Charlie Hansen, C	New York Giants	21	

Year	Name, Position	Team	Round	(Sel.)
1957	Dalton Truax, T	Green Bay Packers	3	
	Fred Wilcox, B	San Francisco 49ers	21	
	Ronny Quillian, RB	Green Bay Packers	22	
	Emmett Zelenka, G	New York Giants	26	
1956	Tony Sardisco, LB	San Francisco 49ers	6	
1955	Charley Cossas, T	Los Angeles Rams	16	
	Bob Saia, B	Green Bay Packers	30	
1954	Max McGee, B	Green Bay Packers	5	
	George Cummins, T	Cleveland Browns	13	
	Jim Partridge, B	New York Giants	28	
1953	Ronnie Kent, B	Cleveland Browns	23	
1952	Dick Fugler, T	Chicago Cardinals	5	
	Art Kleinschmidt, G	Green Bay Packers	10	
	Len Teeuws, T	Los Angeles Rams	25	
1951	Don Joyce, T	Chicago Cardinals	2	
	Jerry Helluin, T	Cleveland Browns	3	
	George Kinek, B	Los Angeles Rams	4	
	Dan Rogas, G	Cleveland Browns	6	
	Paul Lea, T	Chicago Bears	7	
	Danny Doyle, G	Philadelphia Eagles	9	
	Joe Ernst, B	Green Bay Packers	15	
	Hal Waggoner, B	Philadelphia Eagles	17	
	Joe Shinn, E	New York Yanks	30	
1950	Eddie Price, B	New York Giants	2	
	Bill Svoboda, B	Chicago Cardinals	3	
	Max Druen, T	Pittsburgh Steelers	9	
	Jimmy Glisson, B	Chicago Bears	15	
	Cliff Van Meter, B	San Francisco 49ers	17	
	Dick Sheffield, E	New York Bulldogs	23	
1949	Dick Sheffield, E	Los Angeles Rams	17	
1948	Bennie Ellender, B	Philadelphia Eagles	26	
1947	Howard McAfee, T	Detroit Lions	30	
1946	Dub Jones, B	Chicago Cardinals	1	
	Gaston Bourgeois, B	Boston Yanks	5	
	Ike Igleheart, G	Boston Yanks	22	
1945	Joe Renfroe, B	Brooklyn Dodgers	1	
	O.J. Key, B	Detroit Lions	15	
	Ray Olsen, B	Detroit Lions	21	
1944	Larry Rice, C	Boston Yanks	3	
1943	Marty Comer, E	Brooklyn Dodgers	5	
	Walt McDonald, B	Washington Redskins	8	
	Lou Thomas, B	Brooklyn Dodgers	12	
	Roman Bentz, T	Washington Redskins	23	
1942	Bob Glass, B	New York Giants	4	
	Harley McCollum, T	Washington Redskins	4	
	Ernie Blandin, T	Philadelphia Eagles	5	
	Jim Thibaut, B	Brooklyn Dodgers	10	
1941	Tommy O'Boyle, G	Chicago Bears	6	
1940	Ralph Wenzel, E	Pittsburgh Steelers	2	
	Millard White, T	Green Bay Packers	5	
1939	Lyle Smith, G	New York Giants	12	
1937	Bucky Bryan, B	Chicago Cardinals	4	
	#expansion draft			
	§supplemental draft (USFL)			

AAFC

1949	Eddie Price, B	Brooklyn Dodgers	20	(145)
1947	Larry Rice, C	Cleveland Browns	Sp.*	
	Gaston Bourgeois, G	Miami Seahawks	10	(73)
	John Sims, B	Miami Seahawks	19	(138)

*In 1947, "special selections" were made prior to the regular draft.

AFL

1962	Gus Gonzales, G	Houston Oilers	7	
	Ed Reynolds, T	Buffalo Bills	26	
1961	Tommy Mason, HB	Boston Patriots	1	
	Phil Nugent, QB	Denver Broncos	9	
1960	Bernard Darré, G	Denver Broncos	1st*	

*The 1960 AFL draft was held in two phases; players were listed alphabetically in the group of either "first selections" or "second selections."

All-Americans

ALL-AMERICANS

First Team

1925: Charles Flournoy, B
 1929: Willis "Bill" Banker, B
 1930: Jerry Dalrymple, E
1931: Jerry Dalrymple, E
 Don Zimmerman, HB
1932: Don Zimmerman, B
 1934: Monk Simons, HB
1939: Harley McCollum, T
 Ralph Wenzel, E
 1940: Tommy O'Boyle, G
1941: Ernie Blandin, T
 1944: W.A. Jones, HB
 1948: Paul Lea, T
 1949: Eddie Price, B
 1950: Jerome Helluin, T
 1955: Tony Sardisco, G
 1960: Tommy Mason, B
 1973: Charles Hall, T
 1987: Marc Zeno, WR
 2001: Seth Marler, K

*Bold indicates consensus
 All-America selection.*

Second Team, Third Team or Honorable Mention

1925: Milton "Irish" Levy, G
 L. Lautenschlaeger, B
 1928: Bill Banker, B
 1929: Jerry Dalrymple, E
 Elmer McCance, T
 1930: Lloyd Roberts, C
 1931: John Scafide, G
 Nollie Felts, B
 1936: William Moss, T
 1937: Norman Buckner, G
 1938: Warren Brunner, B
 1939: Tommy O'Boyle, G
 1943: Lester Gatewood, C
 1944: Thomas Kane, T
 1967: Bobby Duhon, B
 1970: Rick Kingrea, LB
 1974: Charles Hall, DT
 1975: Bryan Alexander, DE
 Jim Gueno, LB
 1976: Martin Mitchell, DB
 1977: Eric Laakso, OT
 1978: Roch Hontas, QB
 Dee Methvin, C

Ed Murray, PK
 1979: Roch Hontas, QB
 Alton Alexis, WR
 Ed Murray, PK
 Chris Doyle, C
 Bob Beemel, DE
 Wilfred Simon, NG
 Rodney Holman, TE
 1980: Robert Griffin, WR
 Nickie Hall, QB
 Wilfred Simon, NG
 Rodney Holman, TE
 1981: Rodney Holman, TE
 1982: Jim Boyle, OG
 Robert Griffin, WR
 Vince Manalla, P
 1983: Wayne Smith, WR
 Tony Wood, PK
 Larry Route, TE
 1984: Larry Route, TE
 Burnell Dent, LB
 1985: Wayne Clements, K
 1986: Thurston Harrison, DB
 Andre Lockley, OT
 Marc Zeno, WR

1988: Terrence Jones, QB
 Mitchell Price, DB
 1997: Brad Palazzo, PK
 2000: Bernard Robertson, OT
 Casey Roussel, P

Academic All-Americans

1961: Joe LeSage, G
 1971: David Hebert, DB
 1978: Gerry Sheridan, T

Freshman All-Americans

1983: Larry Route, TE
 1985: Wayne Clements, P/K
 1998: Corey Sewell, OT
 2000: Mewelde Moore, RB
 2001: Bobby Hoover, TE

Sophomore All-Americans

1972: Charles Hall, DT
 Ed Mikkelsen, OT

Charles "Peggy" Flournoy • 1925 • Back

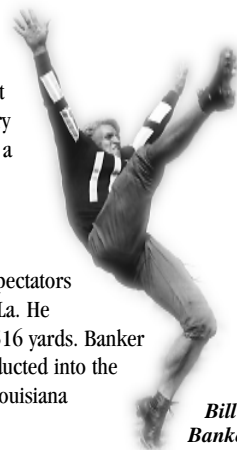
"Peggy" Flournoy, Tulane's first All-American in football, led Coach Clark Shaughnessy's team to a 9-0-1 record in 1925. Flournoy established Tulane records for touchdowns, points in a season and points in a game that stand today. He set two of his long-standing records with four rushing touchdowns and 31 points in a 37-9 victory over Louisiana Tech. Flournoy, one of the first inductees into the Louisiana Sports Hall of Fame in 1968, also is a member of the Tulane and Greater New Orleans sports halls of fame. He died in 1972.



Peggy Flournoy

Willis "Bill" Banker • 1929 • Back


Bill Banker, known as the "Blond Blizzard" because of the thick mane of light hair that was so visible to spectators as he raced helmetless through opposing defenses, was the first in a long line of Tulane greats from Lake Charles, La. He remains the all-time leading scorer in Tulane football history with 263 points and is third in career rushing with 2,516 yards. Banker helped Tulane to an undefeated 9-0 season in 1929 as the Green Wave outscored its opposition, 297-45. He was inducted into the National Football Foundation Hall of Fame in 1977 and also is a member of the Tulane, Greater New Orleans and Louisiana sports halls of fame. Banker died in 1985.



Bill Banker

Jerry Dalrymple • 1930-31 • End


Considered by many as the finest player in Tulane football history, Jerry Dalrymple earned first-unit All-America status in 1930 and became the only unanimous All-American in school history the next year. He led Tulane to its most successful three-season stretch ever in football, as the Green Wave posted a 28-1 regular-season mark in that span and earned its first bowl berth ever – in the 1932 Rose Bowl. Dalrymple became Tulane's first inductee into the National Football Foundation Hall of Fame in 1954. Dalrymple also was a charter member of the Louisiana, Greater New Orleans and Tulane sports halls of fame. He died in 1962.




Jerry Dalrymple

Don Zimmerman • 1931-32 • Halfback

Don Zimmerman, playing one season behind fellow All-American Jerry Dalrymple, earned first-team honors in 1931 and became one of four consensus All-Americans in Tulane history one season later. He ended his Tulane career as the Green Wave's all-time leader in total offense and pass interceptions, setting records that lasted for 40 years. He also ranks fourth in career rushing yards with 2,369. Zimmerman also was Tulane's first-ever Southeastern Conference track champion, winning the 1933 pole vault title. Zimmerman is a member of the Louisiana, Greater New Orleans and Tulane sports halls of fame. He died in 1974.



Don Zimmerman



*Monk
Simons*

Claude "Monk" Simons, Jr. • 1934 • Halfback

The first All-American to return to Tulane as a coach, "Monk" Simons Jr. led Tulane to a 10-1 record and a share of the Southeastern Conference title as a player in 1934, including a 20-14 victory over Temple in the first Sugar Bowl. Simons led Tulane in rushing, passing and scoring, but may have best made his mark as a kick returner. In the season finale against LSU, he returned a punt 45 yards for a touchdown, and in the Sugar Bowl, he had an 85-yard kickoff return for a TD. Simons would return to Tulane as head coach from 1942-45. He was inducted into the National Football Foundation Hall of Fame in 1975 and is also a member of the Louisiana, Greater New Orleans and Tulane sports halls of fame.

Harley McCollum • 1939 • Tackle

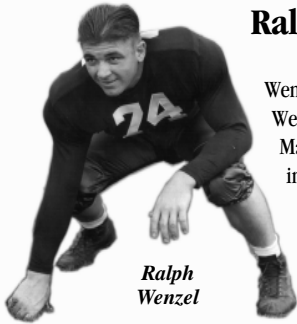
Harley McCollum began a stretch of All-American linemen at Tulane when he earned the honors in 1939. McCollum was a member of Tulane's Sugar Bowl team that season, and his dominating play at tackle earned him consensus All-America honors, one of only four players in school history to reach that status. McCollum was inducted into the Tulane Athletics Hall of Fame in 1981 and into the Greater New Orleans Sports Hall of Fame in 1984.



*Harley
McCollum*

Ralph Wenzel • 1939 • End


Ralph Wenzel, a right end at Tulane for three years, earned All-America status as a senior in 1939. Wenzel led a Green Wave team that went 8-0-1 in the regular season and met Texas A&M in the Sugar Bowl. Wenzel went on to play one season with the Pittsburgh Steelers. After football, he began a career in the U.S. Marine Corps, from which he retired in 1978 as a lieutenant colonel with 32 years of service. He was inducted into the Tulane Athletics Hall of Fame in 1988. He resides in Lexington, Ky.



*Ralph
Wenzel*

Tommy O'Boyle • 1940 • Guard

Guard Tommy O'Boyle became an All-American in 1940, but his playing days at Tulane would be just the start of his career on Willow Street. After graduating in December 1940, O'Boyle elected to return to Tulane as an assistant coach for the 1941 season instead of pursuing a pro career (he was drafted by the Chicago Bears). O'Boyle returned to the Tulane staff in 1946 and 1961 and was named head coach prior to the 1962 season, a position he held for four years. He was inducted into the Tulane Athletics Hall of Fame in 1979 and resides in Kansas City, Mo.



*Tommy
O'Boyle*

Ernie Blandin • 1941 • Tackle

Another in the line of great Tulane linemen of his era, Ernie Blandin played for Green Wave teams from 1939-41 and earned All-America accolades as a senior. He is the most recent Tulane player to achieve consensus All-America status. Blandin was drafted by the Philadelphia Eagles in 1942 and went on to an eight-year pro career after the war, including six seasons with the Baltimore Colts. He is a member of the Tulane and Greater New Orleans sports halls of fame.



*Ernie
Blandin*

"Dub" Jones • 1944 • Halfback


Halfback Williams "Dub" Jones made his mark on the football field at Tulane after transferring from LSU. Jones earned All-America recognition in 1944 as he rushed for 700 yards and four touchdowns. A first-round selection of the Chicago Cardinals in 1946, Jones went on to a 10-year professional career, spending eight of those seasons with the Cleveland Browns. Jones, a native of Ruston, is a member of the Louisiana, Greater New Orleans and Tulane sports halls of fame.



Dub Jones

Paul Lea • 1948 • Tackle

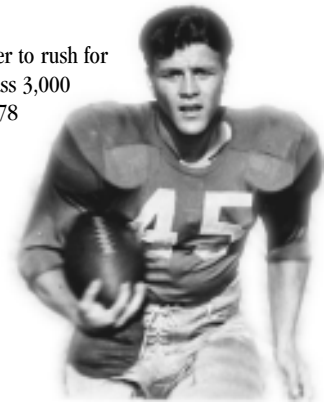
Paul Lea established himself as one of the top tackles in the country in 1948, earning first team All-America honors after using his 6-2, 220-pound body to pave the way for Eddie Price's 1,178 yards rushing. Lea is Tulane's only three-time selection to an all-league first team as he was honored by the SEC in 1948, 1949 and 1950. During his four-year career, the New London, Texas, native and the Green Wave rolled to 24 victories. A seventh-round draft pick of the Chicago Bears, Lea played in both the Senior Bowl and the Blue-Gray All-Star Classic following his Green Wave career. He is a 1990 inductee into the Tulane Athletics Hall of Fame.



*Paul
Lea*

Eddie Price • 1949 • Back

All-American Eddie Price was a man of firsts during his days as a Tulane running back. He became the first Green Wave player to rush for more than 200 yards in a game, the first Tulanian to rush for 1,000 yards in a season and the first player in NCAA history to surpass 3,000 yards for his career. Price finished his career with 3,095 yards, a Tulane record broken just last year by Mewelde Moore. His 1,178 yards in 1948 was also the Green Wave standard until Moore broke the mark in 2001. Price went on to play six seasons for the New York Giants. He was inducted into the National Football Foundation Hall of Fame in 1982 and is also a member of the Louisiana and Greater New Orleans sports halls of fame. He was a charter inductee into the Tulane Athletics Hall of Fame in 1977. He died in 1979.



Eddie Price

Jerome Helluin • 1950 • Tackle


Jerome Helluin, one of the biggest linemen in college football at the time at 285 pounds, earned All-America honors as a senior in 1951. Helluin played both guard and tackle for the Green Wave. He began his Tulane career blocking for Eddie Price and finished it blocking for future NFL star Max McGee. Helluin was drafted by the Cleveland Browns in 1952, where he began a seven-year pro career as a defensive tackle. Helluin was a 1984 inductee into the Tulane Athletics Hall of Fame. He resides in Houma.



Jerome Helluin

Tony Sardisco • 1955 • Guard


Tony Sardisco earned All-America honors at Tulane as a guard, but was athletically-talented enough to play both guard and linebacker during his professional career in the NFL and AFL. He was an All-AFL selection with the Boston Patriots in 1961, also as a guard. As a senior, Sardisco helped Tulane post a 5-4-1 record, its best in five seasons. Sardisco is a member of the Tulane, Louisiana and Greater New Orleans sports halls of fame. He resides in Shreveport.



Tony Sardisco

Tommy Mason • 1960 • Back

With one of the greatest seasons in Tulane football history, Tommy Mason earned All-America honors as a senior in 1960. Mason led the Southeastern Conference in rushing with 663 yards and scored 13 touchdowns. He set a school record for all-purpose yards (1,475) that lasted 28 years. Mason was the first player overall selected in the 1961 NFL Draft by the Minnesota Vikings and played professionally for 11 years with the Vikings, Los Angeles Rams and Washington Redskins. He is a member of the Louisiana, Greater New Orleans and Tulane sports halls of fame. Mason currently resides in Anaheim, Calif.



Tommy Mason

Charles Hall • 1973 • Tackle

Charlie Hall led a fierce Tulane defense in one of the most memorable seasons in Green Wave football history, 1973. The Tulane defense had three shutouts that season, including a 14-0 whitewashing of LSU in the regular-season finale, and held two other teams to six points or less. He had 71 tackles, seven sacks and two interceptions in 1973 despite missing three full games and parts of two others with a knee injury. Hall was a fourth-round draft pick of the New Orleans Saints in 1975 and had a brief career in the World Football League before becoming a coach. He was an assistant at Tulane from 1977-82. Hall was a 1981 inductee into the Tulane Athletics Hall of Fame.



Charlie Hall

Marc Zeno • 1987 • Wide Receiver


Marc Zeno concluded a spectacular career in 1987 by earning first-team All-America honors from the Associated Press. As a senior, Zeno surpassed his own Tulane records with 77 receptions for 1,206 yards and, in the process, became the NCAA's career leader in receiving yards with 3,725. The native of Lutchter, who finished his career as the owner of every Tulane receiving record, helped a high-powered offense set a school record for points scored in 1987. Zeno was drafted by the Pittsburgh Steelers in 1988 and played several years at all levels of pro ball.



Marc Zeno

Seth Marler • 2001 • Kicker

Seth Marler became the Green Wave's first first team All-American in 14 years following an amazing year as the Tulane kicker, in which he made 15-of-16 field goals and 54 straight kicks (PAT and FG). The Lilburn, Ga., native hit all seven of his field goal tries from 40 yards and longer while setting the school record for field-goal percentage in his junior season. In addition to FWAA All-America recognition, Marler captured the 2001 Lou Groza Award as the top collegiate placekicker in the nation. He closed his career as the Tulane and Conference USA all-time leader in field goals. He is also the Wave's all-time scoring leader.



Seth Marler

Tulane Honor Roll

SPECIAL AWARDS



National College Scholar-Athlete

2001: Patrick Ramsey, QB



Lou Groza Collegiate Placekicker Award

2001: Seth Marler, PK



C-USA Offensive Player of the Year

1997: Shaun King, QB
1998: Shaun King, QB



C-USA Freshman of the Year

2000: Mewelde Moore, RB



C-USA Special Teams Player of the Year

1996: Jeff Liggon, KR (left)
2001: Seth Marler, PK (right)



C-USA Coach of the Year

1998: Tommy Bowden

Conference USA

All-Decade Team

(In 2004-05, C-USA named All-Decade teams in each sport to commemorate its 10th anniversary)

2004: Shaun King, QB
Seth Marler, K
Mewelde Moore, RB

All-Conference USA

(First-team unless noted)

2004: Chris Beckman, P
Roydell Williams, WR
Joey Dawson, S (2nd)
Anthony Cannon, LB (3rd)
Antonio Harris, DL (3rd)
Fred Smith, PR (3rd)

2003: Mewelde Moore, RB
Roydell Williams, WR
J.P. Losman, QB (2nd)
Tra Boger, S (2nd)
Chris Beckman, P (2nd)
Chris McGee, OL (3rd)
Sean Lucas, CB (3rd)

2002: Floyd Dorsey, DE
Lynaris Elpheage, CB
Lynaris Elpheage, PR (2nd)
Mewelde Moore, RB (2nd)
Seth Marler, P (2nd)

2001: Seth Marler, PK
Mewelde Moore, RB
Torie Tauli, C
Roydell Williams, WR (2nd)

2000: Adrian Burnette, WR
Bernard Robertson, OT
Casey Roussel, P

Jerry Phillips, LB (2nd)
Patrick Ramsey, QB (2nd)

1999: JaJuan Dawson, WR
Jerry Godfrey, OL (2nd)
Seth Marler, PK (2nd)

1998: Michael Jordan, DB
Shaun King, QB
Bernard Robertson, OL
JaJuan Dawson, WR (2nd)
P.J. Franklin, WR (2nd)
Jerry Godfrey, OL (2nd)
Dennis O'Sullivan, DL (2nd)
Brett Timmons, LB (2nd)

1997: Shaun King, QB
Toney Converse, RB
JaJuan Dawson, WR
Cory Geason, OL
Brad Palazzo, PK
Brad Hill, P
P.J. Franklin, WR (2nd)
Terence Cook, DL (2nd)
Keaton Cromartie, DL (2nd)
Michael Jordan, DB (2nd)

1996: Cyril Brockmeier, OL
Cory Geason, TE
Jeff Liggon, KR (2nd)
Will Carlisle, OL (2nd)
Derrick Singleton, LB (2nd)

1995*: Steve Schuler, T
Cory Geason, TE
Jamaican Darte, RB (2nd)
Cyril Brockmeier, OL (2nd)
Keith Cook, DL (2nd)
Cedric Anderson, DB (2nd)

* - Note: In 1995, Conference USA named an all-star team, prior to its first official season of football.

Conference USA

All-Freshman Team

2004: Aryan Barto, OL
Matt Forté, RB
Antonio Harris, DL

2003: Billy Harrison, DE
Kelvin Johnson, LB
Derek Rogers, OL
Israel Route, DB

2002: Anthony Cannon, LB
Chris McGee, OT
Damarcus Davis, WR
Sean Lucas, CB
Matt Traina, OG

2001: Jay Ashton, DL
Tra Boger, LB
Bobby Hoover, TE
Brandon Spincer, LB

2000: Lonnie Crayton, DT
Brendon Drysdale, C
Lynaris Elpheage, CB
J.P. Losman, QB
Mewelde Moore, RB
Roydell Williams, WR

1999: Floyd Dorsey, DL
Quentin Brown, DB
Seth Marler, PK

1998: Meldon Barnes, DB
Ryan Brewer, DL
Terrell Harris, WR
Zander Robinson, WR
Corey Sewell, OL
Torie Tauli, OL

1997: Charles Caldwell, OL
Toney Converse, RB
Corey Jones, DB
Warren St. Junious, DB
Bernard Robertson, OL

1996: Kevin Dukes, DB
Derrick Perry, LB

All-National Independent

1995: Keith Cook, DL
Cory Geason, TE (2nd)
Steve Schuler, OL (2nd)
Cedric Anderson, DB (2nd)
Jamaican Darte, RB (3rd)

1994: Mike Staid, DB
Keith Cook, DL (2nd)
Bart Baldwin, PK (2nd)
Derrick Franklin, WR (3rd)
Cory Geason, OL (3rd)
Cedric Anderson, DB (3rd)
Jeff Liggon, KR (3rd)

All-South Independent

1993: Erik Bruce, G
Chip Clark, P
Mike Staid, S
Mitch Tinsley, C
Wil Ursin, WR

1992: Mike Staid, S

1987: Marc Zeno, WR

1986: Marc Zeno, WR

1985: Burnell Dent, LB

1983: Wayne Smith, WR
Tony Wood, PK

1982: Robert Griffin, WR
Jim Boyle, OG
Vince Manalla, P

1981: Rodney Holman, TE

1979: Roch Hontas, QB
Alton Alexis, WR
Ed Murray, PK
Chris Doyle, C
Bob Becnel, DE

1978: Dee Methvin, C
Roch Hontas, QB
Ed Murray, PK

1977: Eric Laakso, OT
Ed Murray, PK

1976: Ed Beckman, TE
Martin Mitchell, DB
Ed Murray, PK

1975: Bryan Alexander, DE
Jim Gueno, LB

HALLS OF FAME

The following Tulane football players and coaches were inducted into these halls of fame in the year indicated.

National Football Foundation

Bill Banker, B
Bernie Bierman, coach
Jerry Dalrymple, E
John Green, G
Lester Lautenschlaeger, B
Eddie Price, B
Clark Shaughnessy, coach
Claude "Monk" Simons Jr., B

Louisiana Sports

Alex "Greek" Athas, B, 1992
Bill Banker, B, 1978
Bernie Bierman, coach, 1976
Jerry Dalrymple, E, 1964
Steve Foley, QB, 2002
Charles Flournoy, B, 1968
W.A. "Dub" Jones, B, 1982
Lester Lautenschlaeger, B, 1983
Max McGee, B, 1984
Tommy Mason, B, 1981
Richie Petitbon, B, 1992
Eddie Price, B, 1971
Tony Sardisco, G, 2004
Clark Shaughnessy, coach, 1970
Claude "Monk" Simons, B, 1969
Don Zimmerman, E, 1975

Greater New Orleans Sports

Alex "Greek" Athas, B, 1980
Bill Banker, B, 1971
Warren Bankston, FB, 1997
Bernie Bierman, coach, 1971
Ernie Blandin, G, 1987
Jerry Dalrymple, E, 1971
Bobby Duhon, B, 1980
Charles Flournoy, B, 1980
Steve Foley, QB, 1992
Harry Gamble, E, 1983
Roch Hontas, QB, 1988
Terrence Jones, QB, 2001
W.A. "Dub" Jones, B, 1984
Lester Lautenschlaeger, B, 1980
Tommy Mason, B, 1979
Harley McCollum, T, 1984
Max McGee, E, 1999
Richie Petitbon, B, 1979
Andy Pilney, coach, 1986
Earl "Bubba" Porche, trainer, '85
Eddie Price, B, 1971
Tony Sardisco, G, 1990
Clark Shaughnessy, coach, 1973
Claude "Monk" Simons, B, 1974
Bill Svoboda, B, 1987
Don Zimmerman, E, 1978

Liberty Bowl

Alliance All-Star

1995: Steve Schuler, T
Cory Geason, TE
Keith Cook, DL
1994: Mike Staid, S
Bart Baldwin, PK
Jeff Liggon, KR

Academic All-SEC

1965: Conrad Meyer, T
Bill Goss, LB (2nd)
1964: Conrad Meyer, T
Bill Goss, LB
1960: Joe LeSage, T

CoSIDA All-Academic District VI

2004: Joe Traina, OL
Matt Traina, OL
Anthony Cannon, LB (2nd)
Michael Purcell, DE (2nd)
2003: Matt Traina, OL
Michael Roberts, DE (2nd)
Joe Traina, OL (2nd)
2002: Seth Zaunbrecher, OL
2001: Seth Zaunbrecher, OL
2000: Mike Truax, TE (2nd)

1974: Mike Arthur, G
Rusty Chambers, LB
Charles Hall, DT
Howard McNeill, P
Ed Mikkelsen, T
Mark Olivari, G
1973: Charles Hall, DT
David Lee, S
Mark Olivari, NG
Mike Truax, DE
Steve Wade, C
1972: George Ewing, DB
Lee Gibson, PK
Charles Hall, DT
Mike Koesling, OG
Mike Mullen, LB
1971: Steve Barrios, FL
Joe Bullard, DB
Ricky Hebert, TB
Mike Koesling, OG
Mike Mullen, LB
Mike Truax, DE
1970: David Abercrombie, TB
Steve Barrios, WB
Joe Bullard, DB
Paul Ellis, S
Rick Kingrea, LB
Mike Walker, DT
Allen Wilkenfeld, OG
1969: Steve Barrios, E
Joe Bullard, B
Charles DeWitt, C
Bart Graves, T
Rick Kingrea, LB
Mike Walker, T
1968: Warren Bankston, FB
Larry Mickal, OG
Ernie Parker, DE
John Snell, DT
Jim Trahan, HB

All-SEC

Associated Press

1965: Bill Goss, LB
1964: Leon Verriere, DL (2nd)
1963: Clem Dellenger, E (3rd)
Mike Calamari, T (3rd)
1962: Clem Dellenger, E (2nd)
Ernie Colquette, C (3rd)
1961: Ernie Colquette, C (3rd)
1960: Tommy Mason, B
Phil Nugent, B (3rd)
1958: Richie Petitbon, B (2nd)
1956: Dalton Truax, T (2nd)
Gene Newton, B (2nd)
Ronny Quillian, B (2nd)
1955: Tony Sardisco, G (2nd)
Bryan Bunthorne, G (3rd)
1954: Bryan Bunthorne, G (2nd)
1953: Al Robelot, G (3rd)
1952: Al Robelot, OG (2nd)
Max McGee, E (3rd)
Tony Sardisco, DL (3rd)
1951: Jerome Helluin, OT (2nd)
Art Kleinschmidt, DL (3rd)
1950: Paul Lea, T

1949: Paul Lea, T
Eddie Price, B
Dennis Doyle, G (2nd)
1948: Paul Lea, T
Eddie Price, B
Dennis Doyle, G (2nd)
Dick Sheffield, E (3rd)
1947: Eddie Price, B (3rd)
1946: Gaston Bourgeois, G (3rd)
1945: Gaston Bourgeois, G (2nd)
Hugh Bowers, G (3rd)
1944: Ray Olsen, E
William Jones, B
Gaston Bourgeois, G (2nd)
1943: Ray Olsen, E
Gaston Bourgeois, G
Lester Gatewood, C
Joe Renfroe, B
Fred Roseman, T (2nd)
George Jones, T (2nd)
Leonard Finley, B (2nd)
Ken Tarzetti, E (3rd)
William Jones, B (3rd)
1941: Ernie Blandin, T
Jack Tittle, G (2nd)
Walt McDonald, B (2nd)
Bill Hornick, E (3rd)
Bob Glass, B (3rd)
1940: Charles Dufour, T (2nd)
Jim Thibaut, B (2nd)
1939: Harley McCollum, T
Bob Kellogg, B
Ralph Wenzel, E (2nd)
Tommy O'Boyle, G (3rd)
Fred Gloden, B (3rd)
1938: Warren Brunner, B
Ralph Wenzel, E (2nd)
Ray Miller, tackle (2nd)
1937: Ralph Wenzel, E (2nd)
Norman Hall, G (3rd)
1936: Howard Bryan, B
William Moss, T (2nd)
1935: Barney Mintz, B (3rd)
1934: Monk Simons, B
Homer Robinson, C
George Tessier, G (2nd)
1933: Homer Robinson, C (2nd)
Floyd Roberts, B (2nd)

United Press International

1965: Bill Goss, LB
1963: Mike Calamari, T (3rd)
1961: Gus Gonzales, G (3rd)
1960: Tommy Mason, B
1958: Richie Petitbon, B
1956: Gene Newton, B (2nd)
Ronny Quillian, B (2nd)
1955: Tony Sardisco, G (2nd)
Ronny Quillian, B (2nd)
Bryan Bunthorne, G (3rd)
1954: Tony Sardisco, G (2nd)
1953: Al Robelot, G (3rd)
1952: Max McGee, B (3rd)
1951: Jerome Helluin, T (3rd)
1950: Paul Lea, T

Nashville Banner SEC Coach of the Year

1948: Henry Frnka

All-Southern Conference

1932: John Scafide, G
Don Zimmerman, B
1931: Jerry Dalrymple, E
John Scafide, G
Don Zimmerman, B
1930: Jerry Dalrymple, E
Lloyd Roberts, C
1929: Bill Banker, B
Lloyd Roberts, C
1928: Bill Banker, B
1926: Harry Gamble, E
1925: Milton Levy, G
Peggy Flournoy, G
1924: Milton Levy, G
Peggy Flournoy, B

Tulane in All-Star Games

Senior Bowl

(Mobile, Ala.)

- 2005: Roydell Williams, WR
 2004: J.P. Losman, QB
 Mewelde Moore, RB
 2002: Patrick Ramsey, QB
(Offensive MVP)
 Casey Roussel, P
 2001: Bernard Robertson, OT
 1999: Shaun King, QB
 Brad Palazzo, PK
 1997: Jerald Sowell, RB
 1990: Michael Pierce, RB
 1990: Terrence Jones, QB
 1988: Marc Zeno, WR
 1987: Eric Thomas, DB
 1984: Don Maggs, T
 1982: Jeff Roberts, LB
 1974: Steve Wade, C
 1973: Mike Mullen, LB
 1972: Joe Bullard, DB
 Bob Waldron, DT
 1971: David Abercrombie, B
 Rick Kingrea, LB
 1969: Warren Bankston, B
 1968: Bobby Duhon, B
 1962: Gus Gonzales, G
 1957: Dalton Truax, E
 1961: Phil Nugent, E
 1956: Tony Sardisco, G
 1955: Eddie Bravo, E
 1954: Max McGee, B
 1953: Mike Housepian, G
 1952: Dick Fugler, T
 Jerome Helluin, T
 1951: Dennis Doyle, G
 Joe Ernst, B
 Don Joyce, T
 Paul Lea, T
 Dan Rogas, G
 1950: Max Druen, T
 Eddie Price, B
 Dick Sheffield, E
 Bill Svoboda, B

East-West

Shrine Game

(Palo Alto, Calif.)

- 1988: Marc Zeno, WR
 1982: Rodney Holman, TE
 1981: Marty Wetzel, LB
 1978: Eric Laakso, T
 1977: Martin Mitchell, B
 1974: Charles Hall, T
 John Washington, B
 1961: Bernard Darré, T
 1960: Tommy Mason, B
 1942: Ernie Blandin, T
 1941: Tommy O'Boyle, G
 Bob Glass, B
 1937: Bucky Bryan, B

Blue-Gray

All-Star Classic

(Montgomery, Ala.)

- 2001: Terrell Harris, WR
 2000: Noel Ellis, LB
 1999: Jajuan Dawson, WR
 1997: Derrick Singleton, LB
 1996: Jerald Sowell, RB
 1995: Steve Schuler, OT
 1993: Michael Batiste, DT
 Ruffin Hamilton, LB
 1988: Richard Harvey, LB
 1986: Eric Thomas, DB
 1985: Ken Karcher, QB
 Burnell Dent, LB
 1981: Rodney Holman, TE
 1978: Dee Methvin, C
 1972: Joel Hale, DT
 Randy Lee, K/DB
 1971: Joe Bullard, DB
 Bob Waldron, DT
 David Abercrombie, B
 Rick Kingrea, LB
 Mike Walker, DT
 1968: Warren Bankston, B
 1967: Bobby Duhon, B
 1965: Bill Goss, LB
 1964: Jim Davis, B
 1963: Mike Calamari, T
 1960: Cameron Gamble, E
 1958: Donald Lockwood, T
 1957: Gene Newton, B
 Will Billon, B
 1956: Emmett Zelenka, T
 Dalton Truax, T
 Ronny Quillian, B
 1955: Tony Sardisco, G
 Bryan Burnthorne, G
 1954: Eddie Bravo, E
 1953: Les Kennedy, B
 Max McGee, B
 1952: Bobby Nuss, G
 Roy Bailey, B
 1951: Jerome Helluin, T
 Dick Fugler, T
 1950: Dennis Doule, G
 Dan Rogas, G
 Paul Lea, T
 Don Joyce, T
 1949: Max Druen, T
 Eddie Price, B
 Dick Sheffield, E
 1944: Joe Renfroe, B
 1942: Marty Comer, E
 Lou Thomas, B
 Walter McDonald, B
 1941: Jack Tittle, B
 Charles Dufour, T
 Jim Thibaut, B
 1940: Harry Hays, B
 1939: Warren Brunner, B

Florida

All-Star Classic

(Orlando, Fla.)

- 2001: Tim Carter, WR
 Noel Ellis, LB
 2000: Jajuan Dawson, WR
 1999: Alphonso Roundtree, DB
 Brett Timmons, LB

Hula Bowl

(Honolulu, Hawaii)

- 1996: Cedric Anderson, DB
 1978: Eric Laakso, T
 1977: Martin Mitchell, B
 1961: Tommy Mason, B

Japan Bowl

(Yokohama, Japan; discontinued)

- 1981: Nickie Hall, QB
 Marty Wetzel, LB
 1980: Roch Hontas, QB
 1977: Martin Mitchell, B

Coaches

All-American Game

(various sites; discontinued)

- 1973: Randy Lee, DB
 1971: Rick Kingrea, LB
 Mike Walker, DT
 1968: Bobby Duhon, B
 1961: Tommy Mason, B
 Phil Nugent, B

All-American Bowl

(Tampa, Fla.; discontinued)

- 1976: Blane Woodfin, DE
 1973: Mike Truax, DE

Chicago College

All-Star Game

(Chicago, Ill.; discontinued)

- 1961: Tommy Mason, B
 Phil Nugent, B
 Bernard Darré, T
 1959: Richie Petitbon, B
 1957: Dalton Truax, T
 1956: Tony Sardisco, G
 1951: Dennis Doyle, G
 Don Joyce, T
 1950: Bill Svoboda, B
 1949: Emile O'Brien
 1946: W.A. "Dub" Jones, B
 Ernie Blandin, T
 1945: Joe Renfroe, B
 Roman Bentz
 1941: Tommy O'Boyle, G
 Al Bodney
 1940: Bobby Kellogg, B
 1939: Warren Brunner, B

North-South Shrine

All-Star Game

(various sites; discontinued)

- 1972: Mike Mullen, LB
 1963: Clem Dellenger, E
 1962: Ernie Colquette, T
 1961: Gus Gonzales, G
 1932: Winnie Lodrigues, C
 John Scafide, G


Olympia Gold Bowl

(San Diego, Calif.;

discontinued)

- 1982: Rodney Holman, TE

Year listed indicates year game was played.



The Green Wave has had eight Senior Bowl participants in the last six years, including Shaun King (pictured) in 1999 and Patrick Ramsey in 2001. Ramsey earned Offensive MVP honors in the game.

All-Time Letterwinners

The following is a list of Tulane's all-time football letterwinners as listed in the university's official records. These records are as complete as possible. If, however, there are any additions or corrections, please contact the Tulane Media Relations Office at (504) 865-5506.

*denotes team captain

Current lettermen in bold

A



Peter Abadie

Aaron, Bob (mgr.)	1975
Abadie, Peter	1957-58-59
Abercrombie, David	1969-70*
Abramowicz, Andy	1991-92
Adams, Doug	1987-88
Adams, Melvin	1984-86-87-88
Akin, Joseph	1998-99
Alderetti, Ike	1914-15
Alexander, Bryan	1973-74-75
Alexander, Cedric	1984
Alexander, Keith	1975-76-77
Alexis, Alton	1976-77-78-79
Alexis, James	1984
Algere, Edgar	2001
Alison, James	1922
Allain, Alex (mgr.)	1918
Alleman, Eric	1994-95-96
Allen, John C.	1907
Allen, Marvin	1986-87
Allen, Tyrus	1985-86-87
Amarena, Sammy	1984
Ambrose, Carl	1982-83
Ambrose, Laraun	1983-84-85
Ammerman, John	1976-77*
Anderson, Cedric	1992-93-94-95*
Anderson, Frank	1971-72-73
Anderson, Gary	1984
Anderson, John C.	1966-67
Anderson, Marcus	1977-78-79-80
Anderson, Nick	1974-76-77
Andrews, Claiborne	1906
Andrews, Connie	1957-58-59
Andrews, John	1935-36-37
Andrus, Gerald (mgr.)	1927
Angelo, John	1982-83
Angulo, Henry	1944
Applewhite, Charles	1905
Ary, William R.	1926-28-29
Arnold, Paul	1965-67
Arrendell, Cad	1912
Arthur, Mike	1973-74
Arthur, Raymond V.	1944-45
Ary, Roy D.	1933-34-35
Ary, William R.	1959-60-61
Asher, Harold	1971-72
Ashton, Jay	2001-02
Athas, Alex	1943
Athas, Steve	1977-78
Atkins, Sam	1990
Avants, McNeely	1935
Aylsworth, Robert	1992

B



Jim Besselman

Baber, Brent	1975-76
Badger, Paul J.	1904
Baham, Curt	1982-83-84-85
Bailey, Aubrey	1943
Bailey, Bill	1965-66
Bailey, Don	1976
Bailey, E. Royal	1951-52
Bailey, Roy D.	1945
Baker, Alan	1973
Baker, Blake	2001-02-03-04
Baker, Jerry	1981-82
Baldinger, E.D. (mgr.)	1942
Baldwin, Bart	1993-94
Balen, Michael J. Jr.	1942-46-47
Ballard, Steve	1990-91-92
Ballestrasse, Mario	1986
Banker, "Buddy"	1937-38-39
Banker, Willis "Bill"	1927-28-29*
Bankston, Richard	1929-31-32
Bankston, Warren	1966-67-68
Barbe, Paul J.	1904
Barkey, James J.	1983-84
Barnes, C. Durham	1962
Barnes, Julian Hassen	1916-17
Barnes, Meldon	1998-99-01
Barnes, Walter J.	1917-19
Barousse, Larry M., Jr.	1944
Barré, Stanley	1988-89-90-91
Barrett, Glenn	1972
Barrios, Steve	1969-70-71
Barrows, Thomas	1968
Barto, Aryan	2004-
Bass, Houston O.	1906-07
Baston, C. Alvis	1951-52
Batey, Jimmy	1969
Batiste, Michael	1990-91-92-93
Battard, Alex	2000
Baumbach, Richard	1927-28-29
Bayne, Hugh	1893
Bazer, Rodney	1968
Beaulieu, Gaston	1920
Beck, Chuck	1987
Beckman, Chris	2003-04-
Becnel, Bob	1977-78-79*
Becnel, James	1977
Behrend, Weldon	1950-51
Bell, Darryl	1987
Bell, Nathan	1973-74-75
Benedetto, Mark	1979-80
Benford, Patrick	2003-04
Benford, Ray	1988-89-90-91*
Benn, Dalvin	1984-86
Bentz, Roman Walter	1940-41-42
Benward, Donnelle	1984-85
Benzio, Mark (mgr.)	1985
Bergeret, Eugene	1922-23-24
Berlin, Henry	1905
Bern, R.	1906
Bertrand, Earl	1970
Besselman, James	1962-63-64*
Besselman, William B.	1922-23
Beucher, Nick	2004

Bienville, Lionel J.	1918
Bienz, Paul	1947-48-49
Billon, Will	1955-56-57
Bishop, Jim	1985-86-87-88
Bittman, Rudolph	1941
Bizzotto, Larry	1976-77-78
Bjerke, Truls	1961-62
Black, W.A.	1911-12
Blackledge, Roy	1925-26
Blackmon, Kenan	1999-00-01-02*
Blackshear, Gil W.	1922
Blair, Wayne	1995-96-97-98
Blakemore, Allen (mgr.)	1893
Blanchard, Felix A.	1915-16-20
Blanchard, Walter J.	1906
Blandin, Ernest C.	1939-40-41
Blaylock, Will	2002-03
Blount, James	1956-57-58*
Boasberg, Louis	1931-33
Bodenger, Morris	1928-29-30
Bodine, Robert	1991-92-93
Bodney, Albert A.	1938-39-40
Bogar, Cliff	1994
Boger, Tra	2001-02-03-
Bohne, F.J. (mgr.)	1903-04
Boisvert, Robert A.	1962
Bonar, William	1948-49-50
Bond, Ralph	1936-37-38
Bonvillian, Kit	1973-74-75
Bookatz, Bart	1968-69
Bookout, Bertram E.	1919
Bordes, David	1973-74
Borne, Allen	1955
Bost, E.J.	1911
Boudreaux, Donald	1953-54
Boudreaux, Ray	2004-
Boudreaux, Tommy	1976-77
Bounds, Jesse C. Jr.	1948-49
Bourgeois, Brian	1973-74
Bourgeois, Gaston	1943-44-45-46
Bourgeois, Lynn (mgr.)	1978
Bourne, Mark	1983
Bowers, Hugh H.	1945
Bowling, J.R.	1896
Bowman, Marcus	1952
Boyd, Kevin	1984
Boyd, Steve	1968-69
Boyle, Jim	1981-82-83*
Brabham, William H.	1958-59
Bracy, Darlvon	2000-01
Brainerd, E.	1902
Branon, Percy	1999-00
Bratton, Paul J.	1957-58-59
Bravo, Edward	1951-52-53-54*
Brekke, Fred E.	1938-39-40
Brennan, Owen	1978
Brewer, Ryan	1998-99-00
Bricker, Charles	1945
Bright, Don	1963-64
Brignac, Donald	1950-51
Brignac, Julian P.	1941-42-46
Brinker, Alvin A.	1945
Brinkman, William H.	1938-40
Brinson, Harold	1949-50
Brister, Walter "Bubby"	1982
Broadnax, Corey	1991-92
Brobbe, Gerald	2001-02-03-04
Brock, Paul	1973-74-75

Brockmeier, Cyril	1993-94-95-96
Brogan, John E.	1907
Broussard, Gerald	1982-83-84
Brown, Alfred W.	1922-23-24*
Brown, Benjamin	1919-20-21-22
Brown, Bill	1964-65
Brown, Gary	1977-78-79-80
Brown, Leroy	1987-88-89-90
Brown, Quentin	1999-00-01-02
Brown, Preston	2003-04-
Brown, Robert A.	1973-74-75-76
Brown, Rusty	1976
Brown, Taurean	2003-04-
Brown, Temple	1906-08*
Brown, William Rainey	1947-48-49
Brown, Winfred	2002-03
Browne, Patrick W.	1925-26-27*
Browner, Willard	1978
Browning, Andrew	1989
Browning, Charles	1967-68
Brownson, Bradley C.	1933-34
Brownson, James (mgr.)	1943
Bruce, Erik	1991-92-93-94*
Brunner, Warren	1936-37-38
Bruno, John Jr.	1933-34
Bryan, Howard Lee	1933-34-36
Bryant, Winfred	1985-86
Buchanan, James E.	1894
Buchanan, John	1970-71-72
Buckner, Norman W.	1935-36-37*
Bufkin, Ed	1963
Bugg, Derick	1999-00-01
Bullard, Joe	1969-70-71
Bullock, Chrys	1998-99-00-01
Burguiere, Albert	1961-62-63
Burke, Earl P., Jr.	1951-52-53
Burke, Larry	1979
Burke, Monte	1993-94-95
Burkes, John V., III	1956
Burnett, Mike	1982
Burnette, Adrian	1997-98-99-00*
Burnthorne, Bryan	1952-53-54-55*
Burst, Benny	1981-82-83-84*
Burst, Shawn	1986
Burthe, Leo	1894-95
Burton, Lenzer	1987-88-89-90
Bush, Chris	2001-02-03-04
Bush, James	1895
Bush, Louis	1896*
Butand, Russell	1926-27
Butchee, Richard E.	1952
Butler, Gary	1989-90-91-92
Butler, James, P.	1894-96
Butler, Monette L.	1937-38-39
Butts, Reggie	1979-80-81-82
Bynum, Doug	1971-72-73
Byrd, Brant	1991-92

C



Charles Caldwell

Calamari, Michael P.	1961-62-63*
Calandro, Tommy	1976-77
Caldwell, Charles	1997-99-00-01
Calhoun, A. Bradford	1967-68

Calhoun, Charles 1931-32-33
 Callan, John 1911
 Callan, Nicholas 1909
 Cammarata, Mike 1965-66-67
 Camp, Charles I. 1951-52-53*
 Camp, Sammy P. 1960-61-62
 Campen, James 1984-85*
 Campomenosi, Louis 1964-66-67
 Campora, John A. 1946-47
 Campretti, Jonathan (mgr.) 1992-93
Cannon, Anthony **2002-03-04***
 Cannon, Christopher 1983
Cannon, Nick **2003-**
 Capdeville, Auguste 1901-02
 Capps, Thomas 1961
 Capretz, Donald A. 1964-65-66
 Caravello, Joe 1984-85*
 Cardozo, Hart M. 1916
 Carlisle, Will 1993-94-95-96*
 Carmody, James 1954-55
 Carnes, Jeff 1976-79
 Carr, Tellius 1995-96-97-98
 Carr, Tom 1974
 Carroll, Russell 1956
 Carter, C.C. 1901
 Carter, Doug 1978
 Carter, Tim 1996-98-99-00*
 Caruso, John 1954-55-56
 Cash, Antony J. 1945
 Cassibry, Fred J. 1938-39-40
 Castenado, Walter 1893-94
 Castex, Nolan (mgr.) 1992-93
 Catanese, Paul 1981*
 Cate, Charles E. 1903-05
 Cathey, James 1979-80
 Cato, Thomas H. 1961-62
 Cazeneuve, Joseph E. 1915
 Cephus, Marvin 1985-86
 Cesario, Richard 1992
 Chaisson, John 1959-60-61
 Chambers, John T. 1903-04-05*
 Chambers, Karl 1985-86-87
 Chambers, Russell 1972-73-74
 Chaplain, Fred 1943
 Chapoton, Ron 1963-64
 Chappuis, Duke 1968-69
 Charles, Edgar 1976-77
 Charles, Patrick 1998
 Chauvin, Edward L. 1952-53
 Chavez, Joseph R. 1945
 Cheviot, Tom 1977-78-79
 Chidester, Gerry 1972-73
 Chretien, Dwight 1976
 Christian, Marvin 1977-78-79
 Christian, Willie 2003
 Cies, Joseph O. 1942
 Clark, Anthony 1990-91
 Clark, Augustus H. Jr. 1934
 Clark, Chip 1990-91-92-93
 Clark, S. 1895
 Clarke, Howard 1902-04
 Clay, Barney S. 1915
 Clay, George 1938-39
 Clement, Peter 1951-52-53
 Clement, Ronnie 1988-89-90-91
 Clements, Miles 1974-75
 Clements, Wayne 1985
 Clements, William 1957-58-59*
 Clemons, Sedric 1996-97-98-99
 Cleveland, Carl 1962
 Cline, Charles 1973-74

Clingon, Billy 1969-70
 Coates, Charles J. 1952-53-54
 Coco, Malcolm "Butch" 1964-65
 Cole, Kevin 1978-79-80
 Colee, Otto L. 1916-17-18*
 Coleman, Kris 2000-01-02-03
 Collett, Eldon 1984
 Collins, Forbes (mgr.) 1943
 Collins, John J. 1903
 Collins, Reynolds M. 1939
 Cologne, S.C. (mgr.) 1905
 Colon, Adrian A. 1960-61-62
 Colon, Percy 1958
 Colquette, Ernest C. 1960-61-62*
 Colquette, Jerry 1964-65-66*
 Comeaux, Thomas L. 1950-51
 Comer, Martin F. 1941-42
 Commagere, J. Adolph 1911
 Commander, Ray 1969-71
 Conger, Tom 1993-94
 Conley, Kapua 1996-97-98-99
 Conley, Wilber F. Jr. 1953
 Connell, Charles 1961
 Connelly, James W. 1905-06*-07
 Conniff, Robert 1898
 Converse, Toney 1997-98-99
 Conway, Eustace 1910
 Cook, Keith 1993-94-95-96*
 Cook, Kerwin 1997-98-99-00
 Cook, Terence 1994-95-96-97
 Corbin, Robert A. 1913
 Cormier, Melvin J. 1983-84-85
 Corn, Ron 1969-70-71
 Cornett, Robert 1959
 Cortez, George M. 1962-64
 Cosse, Spiro Gus 1958
 Cothran, Randy 1974
 Cotros, Charles Harry 1957
 Cottrell, Al 1955
 Coughlin, Timothy D. 1965-66-67
 Counce, John III 1945
 Coutrer, N.W. 1910
 Cox, Harvey 1981-82-83-84
 Cox, Michael 2004
 Craig, Emmett 1898
 Craig, Preston S. 1944
 Craighead, Edward B. 1910-11
 Crandell, Howard 1901
 Crayton, Lonnie 2000-01
 Crenshaw, Louis 1960-61
 Crockett, Domonick 1997-98-99-00
 Cromartie, Keaton 1994-95-96-97
 Crosby, Jay 1963-64
 Crosby, Richie 1984
 Crouch, Ernest Jr. 1945
 Crow, Paul 1981
 Crowder, Carl 1963-64-65
 Crozier, Rick 1987-88-89*
 Cuellar, Manny 1995-96-97-98
 Culp, Howard 1968
 Culwell, David 1972
 Cumby, Garry 1986
 Cummins, George C. 1951-52-53
 Cummins, Pat 1986-87
 Cunane, Kevin 1993-94-95-96
 Cunningham, Thomas 1930-31-32
 Cunningham, Tony 1997-98-99
 Curtis, Jeff 1995-96-97-98
 Curtis, Johnny 1995*
 Curtis, Preston 2000
 Cuyler, Sherwood A. 1946

D



Jerry Dalrymple

Daffin, Terry 1978-79-80
 Daigle, J. Charles Jr. 1949-50-51
 Dailey, Carl 1937-38-39
 Dalovisio, Peter R. 1935-37
 Dalrymple, Jerry 1929-30-31*
 Daniel, Kenneth 1975
 Darnley, James H., Jr. 1965-66-67
 Darré, Bernard 1958-59-60
 Dartez, Jamaican 1995-96-97-98
 Darwin, M.S. 1900-01
 Davidson, Eddie (mgr.) 1924
 Davis, Carl 2001-02-03-04
Davis, Damarcus **2002-04-**
 Davis, Darron 1989-90-91
 Davis, Delando 1998-99
 Davis, Euel 1948-49
 Davis, Fred 1986-87
 Davis, James H., Jr. 1962-63-64
 Davis, Moss (mgr.) 1974
 Davis, Reginald 1991-92-93*
 Davis, Roscoe 1989-90-91
 Davis, Tony 1988
 Dawkins, Darryl 1978-79-80
 Dawson, Jajuan 1996-97-98-99
 Dawson, James 1972
 Dawson, Joey 2002-03-04*
 Dawson, Robert K. 1967
 Dawson, Lowell 1929-30-31
 Day, W. 1926
 Dean, Jeff 1991-93-94-95
 Deaton, Ryan 1992-93-94
 Decha, Danny (mgr.) 1980
 DeClouette, Darius 1987-88
 deColigny, Calvert 1929-30-31
 Dedeaux, Homer 1947-48-49-50
 DeFraites, Emanuel 1938-39-40
 Deichmann, Oliver (mgr.) 1926
 DeLaneville, Artie 1983
 Delaney, Dennis 1972-73-74
 Delaughter, Tony 1978
 Delaume, E.J. 1901
 Delaune, Elson Morris 1931-32
 Delhomme, Alfred 1969
 Dellenger, Clement R. 1961-62-63
 Demarest, Aley 1994-95
 Dembinski, Daniel J. 1965-66-67
 Demma, Albert 1946
 Dempsey, Fred 1951-52
 Dennis, Harold 1989-90-91-92
 Dent, Burnell 1982-83-84-85*
 Deramee, Edmond L. Jr. 1946-47
 DeWitt, Charles 1968-69-70
 Dews, Alvin B. 1944
 Dexheimer, Robert 1937
 Diaz, Arnie 1977-78-79-80
 Dickerson, Eric 1987
 Dickson, Helion Jr. 1933
 Dirmann, John F. Jr. 1935-36-37
 DiVietro, John 1957-58-59
 Dixon, Zack 1981-82-83
 Dodd, Chris 1993-94
 Doland, Jack 1949
 Domingue, Jack 1961*
 Donaldson, Elvis J., Jr. 1966

Donohue, John 1994-95-96-97
 Dorsey, David 1998-99-00-01
 Dorsey, Floyd 1999-00-01*-02*
 Dorsey, Nate 1979
 Dougherty, Ken 1922
 Douglas, Brian 1978-79-80-81*
 Dove, Michael 1991-92
 Dowden, Corey 1988-89-90
 Dowell, Eddie 1984
 Doyle, Cecil C. 1951
 Doyle, Chris 1977-78-79
 Doyle, Dennis V. 1947-48-49-50*
 Doze, Mitch 1985
 Drawe, William 1931
 Dreifus, Carl 1922
 Dreyfous, H.N. 1904-05
 Dreyfuss, Albert M. 1907-08-09
 Druen, Max E. 1947-48-49*
 Drysdale, Brendon 2000-01-02
 Duck, Bryan 1968-69-70
 Ducre, Brad 1991-92-93-94*
 Duffee, Clarence 1968
 Dufour, Charles 1939-40-41
 Dufour, H.G. (mgr.) 1894-95
 Dugas, Wayne 1955
 Duhon, Bobby 1965-66-67
 Dukes, Kevin 1996-97-98-99
 Dunaway, Ricky 1976-77-78
 Duncan, Billy 1990-91-92-93
 Duncan, Tim 1990
 Dunn, Charles 1983-84-85
 Dunn, Edward 1958
 Dunn, James 2000-01-02-03
 Dunphy, Joe 1976-78
 Dupleche, August 1900
 Dupre, Coleman 1971-72-73
 Dupre, G.L. (mgr.) 1901-02
 DuVigneaud, Harry 1953-54
 Duren, William L., Jr. 1926
 Dwyer, William D. 1917-19-20

E



Vic Eumont

East, David 1963-64-65
 Eddy, Charles P., Jr. 1936
 Edwards, Samuel E. 1946
 Edwards, Terry (mgr.) 1969
 Edwards, Tommy 1969
 Egan, Dan 1957-58
 Ellender, Bennie Jr. 1943-44-47
 Ellis, C.J., Jr. 1909
 Ellis, Noel 1996-98-99-00
 Ellis, Paul 1969-70-71*
 Elmore, Wade 1981-83-84
 Elpheage, Lynaris 2000-01-02
 Ely, James A. Jr. 1940-41-42*
 Elzy, Derrick 1999-00
 Emerson, D.A. 1957
 Emerson, Thomas 1961
 English, Gordon C. 1940-41
 English, Jon 1983
 Ernst, Joseph A. 1948-49-50
 Ernst, Vernon 1988-90-91
 Eshleman, Charles E. 1903
 Eshleman, Charles L. 1898*-99*-00
 Eshleman, I.S. (mgr.) 1908

Eshleman, Sidney St. John	1908
Eskrigge, Tathman	1927-28
Estep, Brian	1989-90-91
Eumont, Victor M. Jr.	1965-66-67
Eustis, Cartwright	1895
Eustis, Ernest L.	1907
Eustis, Ernest L. Jr. (mgr.)	1931
Eustis, Hallie (mgr.)	1936
Eustis, Richard (mgr.)	1900
Eustis, Ross (mgr.)	1939
Evans, Bernard P.	1934-36
Evans, Earl	1926-27-28
Evans, Eric V. "Turk"	1967
Evans, James	1960-61
Ewing, George	1970-71-72

F



Terry Fontenot

Fagan, Shawn	1990-91-92
Falgoust, David	1973-74
Farnell, Michael B.	1968-69-70
Faucheux, Rene	1975-76
Faust, Edmond L.	1914-15-16-17
Faust, Richard	1942
Featherngill, William	1933
Federico, John	1961
Felts, Nollie	1930-31-32*
Fenner, Darwin (mgr.)	1928
Ferdinand, Melvin	1988-89-90
Ferguson, Walter A.	1945
Ferrell, Albert J.	1908-09
Fick, Everett	1913-14-15
Field, Richard J.	1918-19
Fillmore, Eric	1991-92
Findley, Michael J.	1964-65-66
Finley, Leonard	1943-44-46-47*
Finley, Ridgely	1896
Fischer, Edward D., Jr.	1942
Fitts, Frank	1920-21
Fitzgerald, Edwin F.	1963
Fitzpatrick, Harry W.	1899
Fitzpatrick, Michael K.	1965-66-67
Fleming, King	1957-58
Flournoy, Charles	1923-24-25
Flower, Charles H.	1938-39-40
Flowers, William	1936-37
Flye, Steven	1993
Foley, Michael	1972-73
Foley, Rob	1971-72
Foley, Steve	1972-73-74*
Fontenette, Chino	2002-03
Fontenot, Terry	1999-00-01*-02
Foote, A.K.	1895
Ford, Herbert	1927-28-29
Ford, William Albert	1921
Foreman, Jeremy	2003-04-
Forte, Chip	1976-77
Forte, Gene	1975-76-77*
Forte, Jeff	1978
Forte, Matt	2004-
Fortier, Donald L.	1946-47-48
Fortier, James (mgr.)	1910
Fortner, Tom	1972-73-74
Fos, James (mgr.)	1949
Foster, John A.	1916-17-18
Foster, Rufus	1893

Fox, Calvin	1968
Francingues, Wayne J.	1967-68
Francis, Kendal	1997
Francis, Octave "Toddy" J. III	1983
Frank, John B.	1944-45
Franklin, Derrick	1993-94-95-96
Franklin, P.J.	1995-96-97-98
Franz, Nolan	1979-80-81
Franz, Robert W.	1946-47-48-49
Freeman, Elijah	1993-94-95-96*
Freeman, Howard	1961
Freivald, Udal (mgr.)	1985
Freret, Julian (mgr.)	1938
Freshwater, Ken	1991
Friedrichs, Edwin J.	1935-36-37
Fritchie, Gus (mgr.)	1921
Frith, Alva (mgr.)	1905
Fugler, Richard G.	1949-50-51*
Fulton, J.D.	1899

G



Wilbert Gilmore

Galiano, Russell P.	1961-62-63
Gallo, Nolan	1977-78-79
Galloway, Edgar	1916
Gamache, John	1976
Gamble, Cameron C. Jr.	1959-60
Gamble, Harry	1922-24-25-26*
Garcia, Eutiquio E.	1921
Gardner, William	1922
Garrett, Brooks	1911-12
Gartman, Maurice	1967-68
Garza, Jaime	1972-73-74-75*
Gaston, Cameron	1973-74-75
Gately, T.T.	1913-14
Gates, Jeff	1976-77-78
Gatewood, Lester	1943
Geason, Cory	1994-95-96-97*
Geishauser, George	1980-81
Gendron, Joseph	1968-69-70
Genella, Louis J.	1893-94-95
Genenz, Robert P.	1963-64
Gentling, Gregory P.	1917
Gentling, Harold	1917-18
Gentling, Philip H.	1940
George, Garrett	1912-13-14*-15
George, Woodruff	1906-08-09
Gerthe, Greg	1996
Gibson, Lee	1970-71-72
Gilbert, Buddy	1973-74-75
Gilbert, James	1943
Gill, Roger	1992-93
Gillis, Charles E.	1907-11-12-13
Gilmore, Abner B.	1898
Gilmore, Otis	1954-55
Gilmore, Wilbert	1990-91-92-93*
Glaption, Matthew	1997-99-00
Glass, Robert L.	1939-40-41
Glass, Thomas S.	1940-41
Gleason, Greg	1970
Glisson, James B.	1948-49
Gloden, Frederick, Jr.	1938-39-40
Glover, Harry "Wop"	1929-30-31
Godfrey, Jerry	1996-97-98-99
Godfrey, Trey	2001
Godwin, James	1970-71-72

Goff, Ricky	1979-81-82*
Goines, Andre	1993-94
Goldsmith, Ben	1923-24
Goll, Charles F.	1935-36-37
Golomb, Clarence J.	1938-39-40
Goodell, J. Elson	1937
Goodson, W.E.	1913
Goosby, Joe	2004-
Gonzales, Gus E., Jr.	1959-60-61
Gorham, D.B.	1898
Gorman, Albert	1936-37
Gorman, Chuck	1986-87
Goss, William L.	1963-64-65*
Gould, Ernest H.	1933-34-35
Graham, Tye	2002-03
Grasso, Bart	2004
Graves, Bart	1969-70
Graves, Jerry L.	1962-63-64
Greco, Phil	1968-69
Green, Arthur	1974-75-76
Green, Charles	1901-02*
Green, Cory	1997-98-99
Green, France	1991
Green, John F.	1942
Green, Roger	1968
Greene, Billy	1907-10
Grehan, Bernard	1913
Gresham, James, Jr. (mgr.)	1930
Griener, David	1971-72-73
Griffin, Charles	1974-75-76
Griffin, Darrel	1976-77-78-79
Griffin, Robert	1980-82-83
Griffin, Tommy	2002
Grimes, Bruce	1969-70
Groff, Matt	2000
Gross, Edward	1968
Groves, Claude	1938-39-40*
Grush, Robert J.	1940-41-42
Gueno, Jim	1973-74-75*
Guidry, Brad	1988-89
Guidry, Bruce	1966-67
Guillot, George O.	1958-59
Guir, Dan	1986
Gullison, Jack	1974-75-76
Gully, Phil	1906
Gumiela, Mike	1996-97-98
Guthrie, J. Birney	1893-94-95
Guyton, T.L.	1912
Guzman, Ronald	1969-70

H



Thurston Harrison

Haber, Scott F.	1967
Hackett, Allen	1902
Hahn, Harry L., Jr.	1948-49-50
Haik, George	1931
Hale, Joe	1970-71-72
Hall, Carl "Nickie"	1977-78-79-80*
Hall, Charles	1972-73-74*
Hall, Norman	1935-36-37*
Haller, Henry, Jr. (mgr.)	1962
Hamilton, Brandon	1990-91-92-93
Hamilton, Brent	1997-98-99
Hamilton, Ruffin	1990-91-92-93
Hand, Robert	2002-04
Hannah, Tony	1985-86

Hansen, Charles	1955-56-57
Harder, Glenn	1970-71-72*
Hardie, Eben, Jr.	1927
Hardy, Richard	1932-33-34
Harper, Adam	1927
Harper, Billy Joe	1948-49-50
Harrell, Mahlon	1972-73
Harris, Antonio	2004-
Harris, James L., Jr.	1943
Harris, Terrell	1998-99-00-01*
Harris, Terry	1978-79-80
Harris, Tyrone Eugene	1983-84
Harris, V.B. (mgr.)	1911
Harrison, Billy	2003-04-
Harrison, Craig	1981-82-83-84
Harrison, Thurston	1985-86-87-88
Hartnett, Steven A.	1965-67
Harvey, Beau	1990-91
Harvey, Eldwyn	1996-97
Harvey, Richard	1985-86-87-88*
Hatch, Billy	1974
Hathaway, Rick	1979-80
Hawkins, Harold D.	1952-53
Hawley, W. Paul	1958
Haynes, Vernon C.	1930-31
Hays, Harry E.	1938-39-40
Hazel, J. Patrick	1951-52
Headrick, Harold E.	1948-49-50
Heard, Joseph E.	1912
Heaslip, Lawrence	1900
Heath, Wesley	2000-01-02-04
Hebert, David	1969-70-71
Hebert, F. Edward (mgr.)	1923
Hebert, J. Olton	1942
Hebert, Ricky	1971-72-73
Heffington, Philip R.	1958
Heider, Edward F.	1946-47
Hein, John	1981
Helluin, F. Jerome	1949-50-51*
Helton, Kenneth R.	1964
Henderson, James W.	1934-35
Henderson, Joel	1969-70
Henderson, Phil	1995-96-97-98
Henican, C. Ellis	1923-24-25
Henican, Joseph P.	1923-24
Herrman, Charles	1989-90-91
Hester, Ray	1968-69-70
Hickey, William, Jr.	1938
Hickman, Johnnie M.	1948-49
Hicks, Fred	1977-78-79
Higgins, Al	1964
Hightower, Tommy	1976-77-78-79
Hignight, Brad	1992-93-94
Hill, Brad	1995-96-97-98
Hill, Doyless	1932
Hilton, David	1981
Hindermann, Franz	1913
Hirschfeld, Bob	1984-85-86
Hirstius, Jason	1993
Hobbs, Charles	1989-90
Hobbs, Robert	1953
Hocke, Brant	1999-00-02
Hodgins, James	1930-31-32
Hof, William	1954-55-56
Hoffman, Edwin S.	1944
Hoffman, Fred J.	1923
Holcombe, Glenn	1960-61-62
Holland, Jack	1928-29-30
Hollingsworth, Jeff	1970-71-72
Holm, Darwood	1942-47
Holman, Rodney	1978-79-80-81*

Holsted, Leon D.	1944
Hontas, Roch	1976-77-78-79
Hooper, Andrew	1928
Hoot, Richard S.	1945-46-47
Hoover, Bobby	2001-02-04-
Hopkins, J.W.	1911-12
Hopkins, P. Barney	1923
Horn, Mike	1984
Hornibrook, Tim	1994-95-96
Hornick, William M.	1940-41-46
Hotard, R.F.	1913
Housepian, Mike	1951-52
Howard, Casey	1981-83-84
Howley, Thomas	1985-86-87
Hubbard, Johnny	1976
Hubbell, Randy	1983-84
Hubbell, Steve	1977-78-79
Huber, Kyle	1968
Huber, Russell	1974-76
Huber, William	1972-73
Hubert, John	1992-93-94-95
Hubley, Earl	1954
Huff, Horace	1910
Huggins, James E.	1952
Hulbert, Jonathan	1985-86-87
Hunt, W.C.	1899
Hunter, Michael	1981
Hunter, Rodney	1985-86-87-88
Hunter, Todd	1993-94-95-96
Hyatt, E.C.	1896


I



Rob Indicott

Igleheart, Elliott	1943-44-45-46
Imgrund, Steve (mgr.)	1948
Indicott, Rob	1977-78-79-80
Irvin, Richard	2004
Ivens, E.M. (mgr.)	1906

J



David Jackson

Jack, Tremell	2003-04-
Jackson, Carlis	2004-
Jackson, Daryl	1994-95-96-97
Jackson, David	1980-81-82-83
Jackson, Don	1993-95-96
Jackson, James	1943
Jackson, Jesse	1991-92
Jackson, Jovon	2002-03-04-
Jackson, Thomas	1995-96
Jacobi, Joseph	1975
Jacobs, Tony	1993-94
Jahncke, Paul F.	1899
James, Robert	1943
Jamison, Chaïlle	1905
Jancik, James F.	1965-66-67*
Janson, Leo	1980-81
Jantschek, Kevin	1990-91
Janvier, John	1900-01
Jenkins, Earl	1982-83
Jenkins, G.H.	1907

Jensen, Mark	1985
Jerwick, Henry D.	1914-15-16-17
Jester, Virgil	1955-56-57
Jeter, Deno	1981-82-83-84
Johns, Peter	1964-65-66
Johns, T.M.	1910
Johnson, Alvin	2003-
Johnson, Douglas E.	1934-35
Johnson, Eads	1896
Johnson, Frank	1970-71-72
Johnson, Kelvin	2003-04
Johnson, Warren	1893-94-95
Johnston, Coste Nicholas	1914-15
Johnston, James O.	1950-51-52*
Jolin, John	1973-75
Jones, Alfred	1976-77-78*
Jones, Clayton	1979
Jones, Clifton	1978
Jones, Corey	1997-98-99-00
Jones, Curtis W., Jr.	1944
Jones, Dwight	1994-95-96-97
Jones, George F.	1943
Jones, Jamal	1998-99-00
Jones, Jeff	1977-78-79-80
Jones, Kerwin	1999
Jones, Mark	1975-76
Jones, Mike	1978-79-81
Jones, Mike S.	1981-82-83-84
Jones, Murphy Neal	1957-58-59
Jones, Nate	1979-80
Jones, Robert T.	1948-49-50
Jones, Shawn	1993-94-95*
Jones, Sid	1967-68-69
Jones, Terrence	1985-86*-87*-88*
Jones, William A. "Dub"	1943-44
Joor, William E.	1893
Jordan, Michael	1995-96-97-98
Joseph, Cleveland	1974-75-76
Joseph, Derrick	1999-00-01-02
Joseph, Ky	1997-98-99-00
Joubert, C.E.	1906
Joyce, Donald G.	1949-50
Joyce, Donald	1975

K



Rick Kingrea

Kahao, Bardull (mgr.)	1938
Kane, Thomas S.	1943-44
Karcher, Ken	1984-85
Karrh, Dale	1981
Keefe, Mike	1973-74
Keeran, Kevin	1985
Keeton, James R.	1946-47-48-49
Kelley, George F.	1917
Kellogg, Robert	1938-39
Kellum, William W.	1960-61
Kelly, F.H.	1907
Kelly, Rick	1976-77
Kelly, Walter	1956
Kelvin, Hy Jr.	1910
Kennedy, Lester R.	1951-52-53*
Kent, Ronald S.	1950-51-53
Kern, T.F.	1912
Kerns, Pat	1985
Key, Oliver J.	1942-46
Khayat, Edward	1955-56

Kibodeaux, Ferdie	1950-51
Kiefer, Nat	1960
Killeen, Joe L.	1915
Killeen, Joe Jr.	1944
Killeen, Thomas E.	1925
Killenger, William E.	1920
Kilpatrick, Douglas	1899
Kinberger, Douglas L.	1903
Kinek, George	1948-49-50
King, Barney	1968-69
King, Shaun	1995-96-97-98
Kingery, Ellsworth	1949-50-51*
Kingrea, Rick	1968-69*-70*
Kinyo, Jeff	1987-88-89-90
Kirchem, William	1937-38-39
Kirkpatrick, Gale F.	1950-51
Kirschheutter, Daniel	1943
Kirschmeir, Chilton B.	1926-27
Kirven, Jeff	2001
Kisner, W. Howard Jr.	1958-59
Klein, Victor Henry	1941-46-47
Kleinschmidt, Arthur	1949-50-51
Klock, William F.	1958-59
Knight, Sam	1997-98-99-00
Knowlton, John	1978-80
Kock, Richard	1909
Koelsing, Mike	1970-71-72*
Koonce, Philip B.	1918
Korf, Mike	1974-75
Kortebein, Mark	1979
Kosienski, Jimmy	2001-02-03-04*
Kottemann, Stanley	1946-47-48-49
Krajewski, Ronald J.	1962-63-64
Kramer, Bill	1975-76-77*
Kraus, Dennis	1965-66-67
Krueger, Paul G.	1937-38-39*
Krumbhaar, Hugh	1899-1900*-01*
Kyle, Charles A.	1932-33-34

L



Andre Lockley

Laakso, Eric	1975-76-77
Laborde, Jack	1968-69-70
Lacassin, Travis	1991-92
Lachaussee, Rusty	1969-70-71*
Lacour, A.	1904
Laiche, Ray	1992-93-94
Lamey, Bo	1972
Lamprecht, George	1922-23-24-25
Landry, David M.	1962-63-64
Landry, George E.	1945
Landry, Jerome	2002-03-
Landry, Mike	1983-84-85
Lanier, Jason	1998
Lapeyre, Chuck	1973-74-75
Larkin, Charles (mgr.)	1914
LaRocca, Victor K.	1935-36
Lasiter, Lyndon	1972-73
Lasseigne, Danny	1992-93-94-95
Lasseigne, Leroy Joe	1961
Lassetter, James S.	1945
Latos, Thomas	1996-97-98
Lattimore, Kent	1986-87-88
Lautenschlaeger, Lester ..	1922-23-24-25*
Lavalais, Lester	1981-82-84
Lawrence, Doug	1972-73

Lazarone, Carl (mgr.)	1985
Lea, Paul	1947-48-49-50
Leahey, William J.	1945
LeBlanc, Bryan	1973
LeBlanc, Maxie	1969-70-71
LeBray, Reggie	1981-82
Ledet, Art	1969-70-71
Lee, David	1972-73-74
Lee, Randy	1970-71-72
Lee, Thaddeus	1976-77-78
Legendre, Armand	1917
Legendre, John M.	1919-21
Legendre, Marion (mgr.)	1916
Leirer, James B.	1946
Lemelle, Wayne	1976-77
Lemmon, Harold	1930-31-32
Lemoine, Glenn	1998-99-00-01
Lemon, Don	1974-75-76
Lennox, Edward	1943
LeSage, Joseph R.	1958-59-60
Leslie, Perry	1987-88-89
Lester, William E.	1909-10
Lever, Lawrence	1899
Levy, Milton "Irish"	1923-24-25
Lewis, Leo V. Jr.	1944
Lewis, Marvin	1980-81
Lewis, Walter	1893
Libby, J. Walter	1898
Lichtenstein, Bill	1978-80-81-82*
Liggett, Greg	1981-82
Liggon, Jeffrey	1993-94-95-96
Linfield, Edwin H.	1917-18-19*
Little, James	1943
Liuzza, Arthur	1975-76
Locantro, John (mgr.)	1972
Locker, Joel	1993-94-95-96
Lockley, Andre	1984-85-86-87
Lockwood, Donald F.	1957-58
Lodrigues, Royden	1927
Lodrigues, Stanley	1933-34-35
Lodrigues, Winnie	1930-31-32
Lofin, Chuck	1966-67-68
Lofin, Joseph	1932-33-34
Lofin, Mike	1972-73
Lofin, W. Noel	1934-35-36
Logan, Robert F.	1945
Logan, T.M. (mgr.)	1898
Lombard, John E.	1893*
Long, James	1975
Long, T.F. (mgr.)	1907
Looney, Terry	1973-74-76
Lopresto, Alex	1969
Lorio, Alvin J.	1925-26
Lorio, Ferdinand	1943
Lorio, Gene	1956
Lorio, Rene	1976
Losman, J.P.	2000-01-02*-03*
Louviere, Don	1976-78
Lucas, Sean	2002-03-04-
Luce, Sidney	1900-01-02
Ludlow, Harry	1902
Lunceford, William (mgr.)	1967
Lyons, Grant	1962

M



Boo Mason

Macaluso, Lane	2002-03-04
Mack, Reginald	1990-91-92
Mackey, Charles	1955-56
Mackey, Ken	1981-82-83
Maddox, George	1948-49-50*
Madlock, Donald	2002-03-04-
MaGee, Doyle	1930-31
MaGee, James M. Jr.	1959
Maggs, Don	1981-82-83
Maginnis, William D., Jr.	1942
Magne, Frank	1902-03-04-05
Mahoney, Louis A. (mgr.)	1934
Maier, William	1926-27
Maihles, Peter P.	1912-13-14-15*
Malone, Gary	2002
Maloney, Paul H.	1919-20-21-22*
Manalla, Vince	1980-81-82
Mandich, Peter	1939-40-41*
Mangum, Myrtus	1928-29-30
Mangum, W.B.	1898-99-1900-01
Marcel, Roy	1955-56-57
Marks, Nat (mgr.)	1922
Marks, Sumter	1911-12-13*-14
Marler, Seth	1999-00-01-02
Marmillion, Norman	1939
Marshall, Bob	1969-70-71
Marshall, Chris	1985-86
Marshall, O'Dell	1969-70
Marshall, Ray	1972
Marshall, Shane	1994-95-96-97*
Martin, Jon Paul	1991*
Martin, Leonidas H.	1904-09
Martinez, Augusto	1990
Martinez, Mark	1991
Martinez, Owen J. (mgr.)	1944
Marts, Lonnie	1986-87-88-89
Mason, Antonio	2002-03-04-
Mason, Claude "Boo"	1956-57-58*
Mason, Thomas C.	1958-59-60*
Massey, A. Elmer Jr.	1928-29-30
Massey, Mark	1983
Mateon, Bamm	2001-02-03
Mattes, William	1936-37
Maxwell, Robert L.	1948
McAfee, Carl W.	1961
McAfee, Dennis	1967-68
McAfee, Howard V.	1942-43-46
McCain, Marvin J.	1944-45-46-47
McCall, Clay	1986-87-88-89
McCance, Elmer	1928-29-30
McCarroll, Eugene	1927
McClellan, Tom	1958-59
McClendon, W.H. (mgr.)	1920
McCollum, Harley	1938-39-41
McConnell, S. Logan	1914
McConnell, Timmy	1983-84
McCool, Edward, E.	1952-53
McCormick, John	1929-30-31
McCoy, James	1956
McCray, Timmy	1981-82
McCullum, Sheldon	1988-89-90
McCutchon, E. Davis (mgr.)	1917
McDaniel, John J., Jr.	1932-33-34
McDonald, Walter V.	1940-41-42*
McDowell, Rod	1989-90-91-92

McElhannon, William C.	1951-52
McFarland, Brad	2000
McGee, Chris	2002-03-04-
McGee, Cletus	2002
McGee, Max	1951-52-53
McGehee, Ed	1898-99
McGowan, Darren	1989-90-91-92
McGrath, James B.	1935
McGraw, Forres	1915-16-19-20
McGraw, John	1916-17-19-20-21
McGrew, Jay	1975
McGrew, Sylvester	1978-79-80-81*
McIntire, Larry	1961-62-63
McIntosh, Jerome	1986-87-88-89
McKay, Mike	1981-82
McKeiver, Jim	1972
McKinley, James	1987
McLaughlin, David	1984
McLean, George	1958-59-60
McLean, John Michael	1950-51*
McLean, Leal C.	1924
McLeod, Gaylord	1909-10-11-12*
McMillian, Emile	1943
McNeill, Howard	1973-74-75
McWilliams, W.K. (mgr.)	1942
Meadows, Shawn	1992-93
Meaux, Craig	1976
Meissner, Russell	1993-94-95-96
Melancon, Joseph, Jr.	1965
Melancon, Shawn	1988-90-91
Melton, Buster J.	1944
Melton, Ronald	1961
Memtsas, Harold G.	1933-34-35
Menefee, James C.	1905-07-08
Menge, Francis	1932-33
Menville, John G.	1925-26-27
Meraux, Claude Joe	1914-16
Merritt, Christian	2003-04
Methvin, Dee	1976-77-78
Metzger, Danny	1993-94-95-96
Meyer, Conrad IV	1963-64-65
Michael, Danny	1985-86-87-88
Michiels, David M.	1959-60
Mickal, Larry E.	1966-67-68
Mikkelsen, Ed	1972-73-74
Milano, Marc	1991-92-93
Milfelt, Tom	1976-77
Miltholland, William	1915
Milich, Mike	1989-90
Miller, Bryan	1984
Miller, Chance	1989-90-91*-92*
Miller, Charles C.	1902
Miller, Donald	1954-55-56*
Miller, Ian	2004-
Miller, Kenneth P.	1944
Miller, G. Pat	1994-95-96
Miller, Raymond	1936-37-38*
Miller, William J.	1944
Miller, Wilson Ted Jr.	1960-61-62
Millet, Percy	1976-77-78
Minsky, Jerome	1921
Mintz, Bernard D.	1933-34-35*
Mitchell, Adrian	1999-00-01-02
Mitchell, Joe	2001-03-04
Mitchell, Martin	1973-74-75-76
Mitchell, Zack	1974-75-76-77
Moen, Clarence R., Jr.	1960-61-62
Molloy, Samuel C.	1944
Monget, Henry S.	1922
Monk, Marion S.	1934
Montero, Carlos	1910

Montgomery, John	1955-56-57*
Montini, Mark	1976-77-78
Moore, H. Tate	1907-08-09*
Moore, Howard A.	1966-67-68
Moore, Melwede	2000-01-02*-03*
Moorhead, Adam	1994-95-96-97
Moreau, James	1935
Morgan, Edward C.	1924-25-26
Morrell, Scott	1977-78-79-80
Morris, Barry	1974-76
Morris, Craig	2003-04-
Morore, Peter	1954
Morton, Frank	2004-
Moses, Robert	1979-80-81
Moss, Charles	1970-71-72
Moss, Edmond	1894
Moss, Walter O.	1925-26
Moss, William V., Jr.	1934-35-36*
Mottram, Francis L.	1912
Mouton, Mitch	1997-98-00
Mudrich, Paul	1976-77-78
Mueller, John (mgr.)	1969
Mullen, Mike	1971-72
Muller, Charles J.	1903
Muller, Fred	1911
Mullin, Harold A.	1939-40
Mulmore, Vincent	1986-87-88-90
Mumme, F. Schott	1965-66-67
Murray, Ed	1976-77-78-79
Murray, Lewis	1972
Muse, Randy	1970-71
Myers, Paul B.	1902

N



Eddie Neal

Nagle, John A.	1919-20-21
Nance, Stewart	1975
Naquin, Arthur L.	1961
Narcisse, Nick	2001-02-03
Navarro, Jason	1994-95
Neal, Eddie	1981-82-83-84
Ned, Shawn	1986
Nelson, Edward B.	1894*
Nelson, Maurice	1985-86-87-88
Neuse, Micah	1988
Nevil, Daniel	2000-01-02-03*
Newton, T. Eugene	1955-56-57*
Nicholas, Larry M.	1962-63
Nihart, Arlen A.	1949-50
Nix, John D. Jr.	1909
Nix, R.R.	1904
Nix, William	1973-74-75
Nixon, J.O. (mgr.)	1896
Nolan, Greg	1973
Norman, David J.	1925-26
Norwood, Colvin (mgr.)	1937
Norwood, Thomas S.	1903
Nosewicz, Thomas M.	1967
Nugent, Phil H.	1958-59-60
Nuss, Robert J.	1951-52*
Nutt, Richard A.	1946
Nyhan, Stanley	1937-38-39

O



Tommy O'Boyle

Oakes, Forrest E.	1914
O'Bierne, Jack	1911
O'Boyle, Thomas H.	1938-39-40*
O'Boyle, Thomas R.	1962-63-64
O'Brien, Emile W.	1947-48*
Oddo, Randy	1963
Odom, A.J. (mgr.)	1925
Odom, Troy	1935
Oechsner, George	1960-61-62
Oelkers, John	1927-28
O'Leary, Mike	1976
Olivari, Mark	1972-73-74-75*
Olsen, Ray O.	1943-44-46-47
Onofrio, John	1969*
O'Pry, Lee	1926
Ordeneaux, James	1997-98
Orth, James (mgr.)	1972
O'Steen, Lanis	1964-65-66*
O'Steen, William L., Jr.	1958-59-60
O'Sullivan, Dennis	1995-96-97-98
Ott, Wiltz C.	1935
Owens, John J.	1940
Owens, Mike	1971-72-73*
Owens, S. Logan	1899

P



Allen Phillips

Pace, David E.	1934-35-36
Paddock, Alfred H.	1933
Page, Richard	1934-35
Page, Tate C.	1933
Painter, Joseph David	1957-58-59
Palazzo, Brad	1995-96-97-98
Palermo, Joseph P.	1920
Palermo, Pascal P.	1924-25-26
Paliscak, David	1979-1981-82
Parker, Byron	2003
Parker, Ernest L.	1966-67-68*
Parker, Jimmie	1994-95
Parker, J. Porter	1894
Parms, Willie	1991-92-93-94
Partridge, James D.	1952-53
Partridge, Rex E.	1947-48-49
Passman, Charles F. (mgr.)	1959
Passyn, Ben	1995-96
Paulson, Michael	1969-70-71
Payne, Francis	1930-31-32
Payne, Frank T.	1903-04
Payne, Virgil	1920-21
Payne, William	1936-37-38
Pearce, Jonathan	1989-90
Pechon, E.E.	1943-44
Penney, William	1931
Pepper, Barrett	2003-04-
Perez, Vic	1980-81-82-83
Perkins, R.T.	1899
Perrodin, Jean-Paul	1991-92-93-94
Perry, Derrick	1996-97
Perry, Joey	1991-92-94-95
Perry, J.R.	1896

Peterson, Terrence 2003-04-
 Petitbon, Richard 1957-58
 Petroski, Edward J. 1951-52
 Pfannkuche, Henry C. 1921
 Philipson, Eric (mgr.) 1992-93
 Phillips, Allen 1997-98-99-00
 Phillips, Frank W. 1921-22-23
 Phillips, Jerry 1997-98-99-00*
 Phillips, Milton B. 1932
 Picou, Robert L. Jr. 1965
 Pierce, Michael 1987-88-89*
 Pinter, Tim 2000
 Pisarich, Sonny 1968-69
 Pitcher, H. Kenneth 1907
 Pitcock, Chuck 1977-78-79-80*
 Pittman, Charles R. 1951-52-54
 Pizzano, Jack 1926-27-29
 Pizzolatto, Nicholas 1966-67-68
 Plunkett, Fred 1988-89
 Poitevent, Edward 1934
 Pontius, Uwe 1965-66-67
 Popko, Michael J. 1983-84
 Porche, Earl J. (mgr.) 1946-47
 Porter, Arthur L. 1942-46
 Porter, Bryan 1991
 Porter, Wade 1993
 Post, A.M. (mgr.) 1898-99
 Potts, John 1893
 Pounders, G. Lawrence 1952
 Pracko, Bernard F. 1941-42
 Prats, Raymond 1947-48
 Preis, Richard D. 1949
 Preisser, Frederick 1934-35-36
 Price, Edward J., Jr. 1946-47-48-49
 Price, Edward J., III 1972-73
 Price, Jim 1977-78
 Price, Mike 1974-75*-76
 Price, Mitchell 1987-88-89*
 Price, Raymond 1952-53-54
 Prosper, Thaddaeus 1993-95
 Prout, Corey 1995-96-97
 Pryor, Richard 1973
Purcell, Michael 2003-04-
 Pye, Lloyd Jr. 1966-67

Q



Ronny Quillian

Quick, Brandt 2002-03
 Quick, Kenny 1976
 Quillian, Ronald 1954-55-56*
 Quinn, Harold J. 1918-19-20
 Quinn, Jonathan 1994

R



Patrick Ramsey

Racklin, Eric 1987-88
 Rainold, Robert (mgr.) 1929
 Rambis, Larry 1962
 Ramke, Vernon Ray 1949
 Ramsey, Patrick 1999-00*-01*
 Randall, Craig 1993-94
 Randall, James B. Jr. 1944

Randolph, Arthur 1902
Ratcliff, Gabe 2004-
 Rawson, William 1957-58
 Ray, Edward S. 1921
 Ray, Nick 1978
 Raymond, Horace 1994-95-96-97
 Raymond, Jerome H. 1962
 Read, John 1931-32
 Reavis, Kevin 1995-96-97-98
 Redd, Richard 1968
 Reed, James E. 1919-20-21*-22
 Reginelli, Reginald 1979-80-81-82
 Reginelli, Tony 1955-56
 Reily, J.W. 1907
 Renfroe, Joseph 1942-43-44
 Reshard, Genario 1998-99-00-01
 Rexinger, Albert (mgr.) 1961
 Rey, George Lloyd 1952
 Reynolds, Edward W. 1960-61
 Reynolds, William C. 1944-45
 Rhea, Kermit 1940
 Rhodes, Jay 1982-83-85
Ricard, Lester 2004-
 Rice, Donny 1978-79-80
 Rice, Lawrence R. 1941-42-46*
 Richard, David 1969-70
 Richard, Dennis 1972
 Richard, Herschel Jr. 1964-65
 Richardson, Benjamin 1938
 Richardson, Carl 1969-71
 Richardson, Will Pat 1930-31-32
 Richeson, W. Lyle 1918-19-20
 Rideout, David N. 1945
 Riess, John (mgr.) 1903
 Riggs, Harold L. 1946
 Riggs, William R. 1947-48
 Rightor, Edward 1893
 Riley, Mike 1987-89-90
 Riley, O. Ronald 1955-57
 Rink, Jay 1987-88-89-90
 Ripoll, John 1985-86-87-88
 Roach, William F. 1959-60-61
 Robb, Kirk 1980-81-82
 Roblot, Alfred L. 1951-52-53*
 Robert, Andre 1979-80-81
 Robert, Marc 1974-76
 Roberts, Floyd 1931-32-33*
 Roberts, Frank 1979-81-82-83
 Roberts, Jeff 1978-79-80-81
 Roberts, Lloyd 1928-29-30*
Roberts, Michael 2002-03-
 Robertson, Bernard 1997-98-99-00
 Robinson, Eddie 2000
 Robinson, Frank 1924
 Robinson, Frank 1977-78-79-80*
 Robinson, George H. 1945
 Robinson, Harry T. Jr. 1943-44
 Robinson, Homer 1932-33-34
 Robinson, Kelvin 1980-81-82-83
 Robinson, Selzer B. 1923
 Robinson, Virgil A. 1923-25
 Robinson, Zander 1998-99-01
 Rodwig, Bobby 1976-77
 Roehl, Frederick Howard 1922-23
 Roeling, William P. 1975
 Rogan, John E. 1906-07
 Rogas, Dan W. 1947-48-49-50
 Rogas, Gene H. 1952
Rogers, Derek 2003-04-
 Rogers, Jason 1992-93
 Rokovich, John 1973
 Roman, A.G. 1893

Ronquillo, John 1973-74-75*
 Rose, Tommy 1980-81-82-83
 Roseman, Frederick E. 1943-44
 Rosenthal, Victor 1913-14-15-16*
 Rottmayer, Brandon 2001-02
 Roundtree, Alphonso 1995-96-97-98
 Roussel, Casey 1999-00-01
Route, Israel 2003-04-
 Route, Larry 1983-84-85-86
 Roux, Bill 1971
 Rowland, David R. 1948
 Rowland, Jay N. 1941-42-46
 Rubira, S.S. 1895-96
 Rucker, Charles 1927-28*-29
 Rudick, Gary 1974-75-76*
 Rue, Robert (mgr.) 1967
 Rush, Gordon Jr. 1960-61-62
 Rushing, Paul E. 1951-52-53
 Rutledge, Rick 1972-73-74
 Ryder, Brian 1989-90

S



Derrick Singleton

Sadowski, Mark 1996
 Saffy, Randy 1982-83-84*
 Saia, Robert J. 1951-53-54
 St. Junious, Warren 1997
 Sala, Eliapo 1984
 Salatic, Peter B. 1903
 Salazar, Xavier 1996-97
 Sambrooks, Laine 2003
 Sanchez, Jeff 1999-00-01-02
 Sanchez, Scott 1991-92-93-94
 Sanders, James 1979-80-81-82
 Sanders, Ken 1968-69-70
 Sanford, Mike 1969-70
 Sapia, Scott 1992
Sapp, Darren 2001-03-04-
 Sardisco, Anthony 1952-53-54-55*
 Sauer, Leonard 1937-38
 Saunders, Robert (mgr.) 1912
 Sauter, Richard 1986-87-88-89
 Savini, Mark 1982-83-84
 Saxon, James 1963-64
 Scafile, John 1930-31-32
 Scaglione, Vincent 1984-85-86
 Scelfo, Sam 1968-69-70
 Schaumberger, Max M. 1916
 Schexnayder, Irving 1955-56
 Schmitz, Wally 1943-44
 Schneidau, Hughes 1934-35-36
 Schneider, Leroy 1944-45
 Schoonmaker, James W. 1961-62
 Schroeder, William 1931-32-33
 Schubert, Scott 1985
 Schudell, John (mgr.) 1985
 Schuler, Steve 1992-93-94-95
 Schwartz, Leo J. 1912
 Scofield, John 1954
 Scott, Chris 1986
 Scott, John S. 1909
 Scott, Nauman 1908-09
 Scott, Reggie 1976-77
 Seeling, Buddy 1977
 Seeuws, Ford 1926-28-29
 Senac, Ronald 1954-55
 Sentelle, N.W. 1909-10*
 Sewell, Corey 1998-99-00-01

Sewell, Emmanuel 2000-01
 Sharp, Richard H. 1913
 Shaughnessy, Edward 1917
 Shea, Harold J. 1952
 Sheffield, Richard P. 1948-49*
 Shelvin, Roxie 1999-00-01-02
 Sherer, Darrell 1987-88-89-90*
 Sheridan, Gerry 1975-76-77-78*
 Shilstone, Mackie 1974
 Shinn, Joseph D. 1950
 Shipp, Robert 1898-99
 Shiver, James 1943
 Shoulders, Darin 1987-88-89-90*
 Shoultz, James 1953
 Shupak, Jim 1989
 Sikora, John F. 1948-49
 Silipo, Joe 1977-78-79
 Simmons, Leonard (mgr.) 1967
 Simon, Eugene 1932
 Simon, Robert 1932-33-34
 Simon, Wilfred 1977-78-79-80
 Simons, Alfred 1980
 Simons, Claude Jr. 1932-33-34
 Simpson, Arthur B. 1917
 Sims, Bartlett 1900
 Sims, John H. 1940-41-46
 Sims, Mike 1976-77-78-79
 Singleton, Derrick 1994-95-96-97
 Sippio, Darin 1988-89
 Sisk, Harold 1969
 Smartt, Michael 1991-92-93-94
 Smith, Benedict C. 1916-19-20
 Smith, Bernie 1937-38
 Smith, Dean 1967-68
 Smith, Deron 1987-89-90
 Smith, Donald 1965
 Smith, Ed 1969-70-71
 Smith, Elmer L. Jr. 1963-64
Smith, Fred 2003-04-
 Smith, George 1963-64-65
 Smith, Jeff 1976
 Smith, John H. 1905-06-07-08
 Smith, Merrill 1900-01-02-03-04
 Smith, Ricky 1976-77-78
 Smith, Samuel 1996
 Smith, St. John F. 1939-40-41
 Smith, T. Baker 1908-12
 Smith, Tristan 2001-02-03
 Smith, Tyrone 1979-80-81-82*
 Smith, Wayne 1981-82-83
 Smith, Willie 1990-91-92-93
 Smither, Charles 1934-35
 Snell, John 1966-67-68
 Snyder, Rodney 1992
 Songy, Treg 1981-82-83-84
 Sontag, Michael W. 1966
 Sowell, Jerald 1993-94-95-96*
 Spann, Tookie 1985-86*-87*
 Spencer, Charles 1970
Spincer, Brandon 2001-03-04-
 Spinella, Melvin V. 1959
 Spollen, William J. 1951-52-53
 Spring, James L. 1965-66-67
 Staid, Mike 1991-92-93-94*
 Stant, Pat 1987-88-89-90
 Stark, Steve 1969-70
 Stauss, Edward (mgr.) 1935
 Stearns, Ellis J. 1898-99-1900-01
 Steeves, Michael B. 1964
 Steigerwald, Richard 1963-64-65
 Stein, Leonard J. 1960-61
 Stein, Leonard M. Jr. 1940

Stern, Ferdinand 1903-04-05
 Stern, M.L. 1902
 Sternfels, Julius 1963
 Steward, Dan (mgr.) 1919
 Stewart, Nelson 1998
 Still, James 1981-82
 Stoessel, Alfred L. 1925-26-27
 Stokes, Fred 1984
 Stolen, Alvin T. 1941-42-45
 Stopher, Gregg 1980-82
 Strickland, Terrance 1988-89-90-92
 Stroble, Charles 1933-34
 Studdiford, G. Van 1916
 Sutter, Malcolm H. 1919
 Sutton, Reggie 1985-86-87
 Svoboda, William R. 1947-48-49*
 Swanson, Grant 1972
 Sweeney, Carleton M. 1957-58
 Szubinski, Roland 1971-72-73

T



Philip Townsend

Talbot, B. Horace 1924-25-26
 Talbot, Edmond E. 1917-19-21
 Talbot, W. Harry 1919-21-22-23*
 Tarver, Terrence 2000-01-02-03*
 Tarzetti, Gene 1956-57
 Tarzetti, Kenneth 1943-46-47
 Tate, Kevin 1983-84-85-86
 Tatje, Hank 1973-74-75
 Taulli, Torie 1998-99-00-01*
 Taylor, Hugh 1943
 Tebault, Grantland 1893
 Teeuws, Leonard 1951
Terranova, Bubba 2002-03-04-
 Terrebonne, Theard J. 1959-60-62
 Terry, A.T. 1907
 Tessier, George D. 1932-33-34
 Tessier, Robert A. 1932-33-34
 Tessier, William J. 1942-46
 Tetek, Bernard M. 1942
 Thames, Louis O. 1933-34-35
 Thibaut, James P. 1939-40-41*
 Thibodeaux, Tom 1972-73
 Thomas, Cedric 1991-92-93-94
 Thomas, Donald 1979-81-82-83
 Thomas, Eric 1985-86
 Thomas, Farrell B. 1932-33-34
 Thomas, Glenn 1975-77
 Thomas, John 1984-85
 Thomas, Louis E. 1940-41-42
 Thomas, Manuel C. 1941
 Thomas, Ryan 1993-94
 Thomas, Steve 1969-70-71
 Thompson, Jim 1969-70-71
 Thompson, Larry C. 1959-60
 Thompson, L.D. 1972-73
 Thompson, Ray E. 1951-52-53
 Thornhill, Mark 1988-90*-91-92*
 Thornton, Penn B. "Loot" 1918
 Thornton, Ronald 1961-62
 Tickles, Marlon 1999-00-01-02
 Tilton, Ronald 1983-84-85*
 Timken, Clayton H. 1944-45
 Timmons, Brett 1995-96-97-98
 Tingley, Kevin 1991-92-93-94
 Tinsley, Mitch 1991-92-93*
 Tipton, Darryl 1981-82-83

Title, Jack A. 1939-40-41
 Tolle, Mike 1968
 Toney, James 1987-88-89
 Toulon, Nat George 1965
 Toups, Richard 1962
 Tournillon, Octave J. Jr. 1944
 Townsend, Philip 1976-77-78-79
 Trahan, James A. 1966-67-68
Traina, Joe 2002-03-04-
Traina, Matt 2002-03-04-
 Trapani, Mike 1972-73
 Treadway, Andrew 1987-88-89-90
 Trestman, Israel (mgr.) 1940
 Treuting, Steve 1972-73-74-75
 Troxclair, Wilbur 1954-55-56
 Truax, Dalton 1954-55-56*
 Truax, Mike 1971-72-73*
 Truax, Mike 1997-99-00
 Tull, Porter 1936
 Tunstall, George C. 1922-23
 Turner, Keino 1992-93-94
 Turner, Mike 1996-97-98-99
 Turner, W.E. 1901
 Turpin, H.H. 1921
Tuyo, Ade 2004-
 Tyler, Bennie Ray 1955-56-57
 Tyler, Mark 2000

U



Wil Ursin

Underwood, G. Sellers 1913-14
 Unsworth, John E. 1920-21
 Upton, E.C. "Tick" Jr. 1929-30-31
 Upton, John R. 1900
 Upton, Miller 1937
 Ursin, Jerry 1988-89-90-92
 Ursin, Wil 1990-91-92-93

V



Cliff Van Meter

Vairin, Nugent (mgr.) 1913
 Valls, Mike 1969-70
 VanManen, Bill 1974-75-76
 VanMeter, Cliff 1975-76
 VanMeter, Clifford 1946-47-48-49
 Vaughan, Virgil 1971-72-73
 Vaughns, Tyrone 1983-84
 Veals, Elton 1982-83
 Vela, Marcos 1991-92-93-94
 Ven Tresca, David 1965
 Verriere, Leon 1963-64-65
 Vickrey, William J. 1952-54
 Villars, Walter M. 1946-47-49
 Villere, Harold 1974-75-76-77
 Vise, Wm. Michael 1962-63-64
 Vogt, Franz 1963
 Voltapetti, Cliff 1972-74-75

W



John Washington

Wade, Justin 2003
 Wade, Steve 1971-72-73
 Waggoner, James H. 1950
 Waldron, Bob 1969-70-71
 Walker, J. Mike 1968-69-70*
 Walker, Mike W. 1970-71-72
 Walker, Quealy 1927-28
 Wall, R. Wayne 1952-53
 Wall, Ralph 1984-85-86
 Wallace, David 1979
 Wallace, James O. 1966-67-68
 Waller, Alfred W. 1946-47-48
 Walls, John 1926-27-28
 Walmsley, Hardie 1894
 Walmsley, Semmes 1909-10-11*
 Walters, David 1975-76
 Walters, Paul 1963
 Walthall, William (mgr.) 1932
 Walthers, N. 1907
 Warner, Thomas 1953-54-55-57
 Warren, Brad 1995-96
 Washington, Chris 2002
 Washington, John 1972-73-74
 Washington, Lionel 1979-80-81-82*
 Washington, Preston 1985-86-87*-89
 Washington, Wyatt 1973-74-75
 Wasieleski, John 1947
 Watermeier, Daniel J. 1935
 Watkins, Henry D. Jr. 1948-49
 Watkins, William E. 1945
 Watson, Reginald E. 1925-26
 Watson, Richard E. 1935
 Watts, Tracey 1993-94-95
 Webb, R. Clyde 1906-07*-08-09
 Webster, Mason 1968
 Weidenbacher, Raymond 1951-52-53
 Weinmann, Jack (mgr.) 1948
 Wenhold, Jeffrey 1983-84-85*
 Wenzel, Clinton 1980-81-82-83*
 Wenzel, Harrison 1985-86-87
 Wenzel, Jeff 1982-83-84-85
 Wenzel, Ralph 1937-38-39
 West, William (mgr.) 1915
 Westbrook, Bryson 1997-98-00
 Westerfield, Arthur 1902
 Westerfield, George S. 1899
 Westfeldt, George G. 1898-99-00-01
 Westfeldt, George Jr. 1932-33
 Wetzel, Marty 1977-78-79-80*
 Wetzel, Troy 1984-85-86*-87
 Whatley, Hugh 1928-29-30
 Whatley, John 1928-29
 Whisnant, B. 1909
 White, Frank R. (mgr.) 1909
 White, Millard D. 1937-38-39
 White, Robert "Dicky" 1920-21
 White, Robert E. 1913
 White, Stanford 1997
 Whitman, Robert F. 1949
 Wideman, Alton 2003
 Wiegand, Robert 1917-20
 Wiegand, Shane 1990-91-92-93
 Wiggins, Todd 1986-87-88-89
 Wight, Bennett Allen 1924-25
 Wight, Ira A. 1893
 Wight, John A. 1917-18-19-20*

Wilcox, Fred 1954-56
 Wilkenfeld, Allen 1969-70
Williams, Avery 2004-
 Williams, Brian 1994-95-96-97*
 Williams, C.J. 1911
 Williams, Chris 2001-02
 Williams, Elmer V. (mgr.) 1949
 Williams, Eugene B. 1917-18-19
 Williams, George F. 1903-04
 Williams, Richard 1982-83-84-86
 Williams, Roydell 2000-01-03-04*
 Williams, Terry 1976
 Williamson, Samuel (mgr.) 1957
 Willie, Darwin 1973-74-75
 Wills, Frank 1977-78-79
 Wills, William D. 1896
 Wilson, Gordon Doc 1924-25-26
 Wilson, Harvey A. 1925-26
 Wilson, James W., Jr. 1954
 Wilson, John 1997-98-99-00
 Winling, Frank 1921
 Wojcik, Stanley 1947
 Wolbrette, Henri, II 1940-41
 Wood, Burris D. 1910
 Wood, Ralph B. 1900-01-02-03*-04*
 Wood, Tony 1981-82-83-84
 Woodfin, Blane 1974-75-76
 Woods, A. Alfred 1894-95*
 Woods, Edgar 1896
 Woods, Jerome 1989-91
 Woods, O'Kie 1996-97-98-99
 Woodward, Carl 1912-13-14-15
 Woodward, William 1911-12
 Worner, Henry II (mgr.) 1941
 Wright, James W. 1965-66-67
 Wright, Thomas A., Jr. 1966-68
 Wright, Troy 1985
 Wyrick, John C., III 1963

Y



Joe Young

Yarter, Jimmy 1967-68-69
 Yeates, Namo 1908
Youmans, Bruce 2002-03-04-
 Young, Bruce (mgr.) 1967
 Young, Charles L. 1928-29
 Young, Francis Leo 1957-58-59*
 Young, Jay 1991
 Young, Joe 1969-70-71
 Young, John 1988-89
 Young, Matt 1989
 Yuhas, Mark 1984

Z



James Zimmerle

Zaunbrecher, Alan 1975
 Zaunbrecher, Seth 2001-02
 Zelenka, Emmett 1954-55-56
 Zeno, Marc 1984-85-86-87
 Zimmerle, James 1954-55-56
 Zimmerman, Donald 1930-31-32
 Zimmerman, William 1963-64-65
 Zollicoffer, Allan 1943

All-Time Assistant Coaches

A

Amedee, Lynn, 1971-72
Ankney, Howard "Moe", 1976-79
Arnsparger, Bill, 1962-63

B

Bank, Ted, 1929-34
Barbier, Darren, 1999
Barclay, George, 1960
Baxter, John, 1994-96
Bevan, William, 1936-40
Bicknell, Brud, 1992-95
Bierman, Bernie, 1923-24
Bird, Steve, 1997-98
Blache, Greg, 1976-80
Blaylock, Joe, 1960-61, 1966-69
Borbely, Dave, 1992-94
Boudreaux, Gerard, 1969-70
Bourgeois, Andy, 1970
Bratton, Jeff, 1965
Burns, Burton, 1995-98
Butler, Randy, 1988-91

C

Calamari, Mike, 1964-65
Carmody, Jim, 1961-62
Cecchini, Tom, 1976-77
Chachere, Garret, 1999-
Christian, Duke, 1988-90
Clark, Joe, 1965-70
Clark, Mike, 1976-78
Costantini, Zo, 2004-
Cox, Ted, 1927-31
Crisp, Henry, 1947-49
Culpepper, Pat, 1966-68

D

D'Ottavio, Bill, 2004-
Dale, Ronald, 1959
Dauber, Ray, 1936-37
Davie, Bob, 1983-84
Davis, Charles, 1976-80
Davis, Greg Sr., 1985-87
Davis, Greg Jr., 2000-
Davis, Steve, 1997-98
Devlin, John, 1988-91
Dickinson, Joe, 1999

E

Ellender, Bennie, 1959-61
Eumont, Vic, 1974-82, 1994-96

F

Ferro, Kenny, 1991
Fesperman, W.D. "Dub", 1963-65
Fobbs, Lee, 1992-93
Fitzgerald, Dennis, 1981

G

Gaille, Rick, 1984
Geis, Wayne "Buddy", 1978-82, 1994
Greco, Phil, 1985-86
Green, John "Jack", 1954-59

H

Hafner, Doug, 1962
Hagaman, Marvin, 1971-75
Hall, Charles, 1977-82
Hall, Garth, 1983-84
Harlow, Gene, 1952-53
Harris, Duriel, 1983-84
Haynes, Vernon "Lefty", 1941-45
Heath, Ted, 1980-84
Hoch, Vince, 1987
Hopkins, Dick, 1994-98
Houston, Joey, 2000-2003

I

Idzik, John, 1965
Imhoff, Mike, 1984-86
Infante, Lindy, 1976, 1979

J

Jackson, Don, 1971-75
Jones, Amos, 1995-96
Jones, Chuck, 1992-93
Jones, Joe, 1971-75

K

Karmazin, Mike, 1954-58
Kawal, Al, 1960-61
Kellogg, Robert, 1941-42
Kelly, Kevin, 1992-94
King, J.T., 1946-48
King, Vic, 1984
Knowles, Winlon, 1949-51
Kottemann, Stan, 1953-57
Kristynik, Marv, 1968-70

L

Laird, Billy, 1971-75
Lautenschlaeger, Lester, 1926-35
Lewis, Terry, 1987
Lofton, Oscar, 1973-78
Looney, Terry, 1992-93

M

Maginnis, William, 1958
Mahoney, Don, 1999-
Mailhes, Peter, 1929-41
Marich, Robert, 1964
Marshall, Jim, 1988
Maskill, William, 1981-82
Mason, Darryl, 2004-
Mazur, John, 1955-57
McCarthy, Milo, 1987
McCrary, Hardee, 1985-91

McElreath, W.A., 1946-51
McGinnis, Pete, 1999-2001
McKinney, George, 1963
McManus, Jerry, 1984
Menger, Johnny, 1963-64
Meyer, Ken, 1981-82
Misita, Tony, 1971-75, 1982
Monica, Frank, 1979-82, 1989-96
Moody, Darrell, 1985-87
Morris, Tom, 1966-70

N

Nemeck, Murel, 1945
Nunez, Tim, 1985-86, 1988-91

O

O'Boyle, Tommy, 1941, 1946, 1961
Oliver, David, 1999-2001

P

Page, Tate, 1944-45
Pihos, Pete, 1960
Pilney, Andy, 1946-53
Pool, Bryant, 1983
Prats, Ray, 1956-60
Pruett, Bob, 1992-93

R

Read, John, 1947-50
Rice, Lawrence, 1947
Robinson, Desmond, 1992-94
Rodriguez, Rich, 1997-98
Roger, James, 1962-63
Root, Jim, 1958-59
Rouch, John, 1954, 1962
Rucker, Charles, 1936-42, 1944

S

Scelfo, Frank, 1996-
Schottenheimer, Kurt, 1983

Schumann, Eric, 2002-
Seidel, Glenn, 1936-40
Shaw, Bill, 1985-90
Sherman, Mike, 1983-84
Simons, Claude Jr., 1937-41
Smiley, Brad, 2002-
Smith, Giff, 1999-2003
Smith, Rick, 1997-98
Smith, Thielen, 1985-90, 1995-98
Steele, Dale, 1981-82
Stump, Craig, 1991
Symanck, John, 1964

T

Taylor, Trooper, 1999-2003
Tippett, Howard, 1964-65
Todd, Everett, 1991
Tohill, Billy, 1966-70
Toman, Ron, 1971-75
Tomlinson, Howard, 1985-87

V

Vechiarella, Jim, 1978-80
Vinzant, Dennis, 1945-54

W

Wallner, Fred, 1963
Watson, Donald, 1962
Wells, Willard, 1976-78
West, Ron, 1997-98
Whitman, Bob, 1952-61
Withers, Everett, 1991
Wolf, Raymond "Bear", 1951

Y

Yelovich, Tony, 1980-83
Young, Frank, 1966-70

Z

Zierlein, Larry, 1988-90, 1995-96

TULANE STADIUM

Prior to moving its home games to the Louisiana Superdome in 1975, the Green Wave played on campus at Tulane Stadium for 49 years.

Old Tulane Stadium held in excess of 80,000 seats and was the largest steel constructed stadium in the world. At one time, it held the record for the largest night crowd in the history of college football (82,566 for the 1966 Tulane-LSU game) and twice saw the largest crowds in the history of Southern football (83,224 for the 1958 Tulane-LSU game and 86,598 for the 1973 Tulane-LSU contest). It served as the home of the Sugar Bowl from 1935-74 and was located on the north side of Willow Street on the Tulane campus.

Tulane Stadium was dedicated on Oct. 23, 1926 with a seating capacity of 35,000 and was expanded to 69,000 by 1937. In 1947, the final enlargement pushed the capacity to more than 80,000. It was host to the first three Super Bowls played in New Orleans (IV, VI and IX). Tulane Stadium was torn down in 1981.

(See photo page 158)

Tulane Bowl History

1932 ROSE BOWL

**SOUTHERN CAL 21
TULANE 12**

Jan. 1, 1932 • 75,562
Rose Bowl • Pasadena, Calif.



Coach Bernie Bierman's fabulous 1931 team took an 11-0 record and an 18-game winning streak to Pasadena for the battle between the nation's two top-ranked teams.

USC scored first, as Ray Sparling went in on a six-yard reverse. Johnny Baker converted, and the Trojans led 7-0 at halftime.

Ernie Pinckert broke the Green Wave's heart in the third quarter when he raced 28 yards to paydirt on the reverse and less than a minute later, after a Tulane fumble, Pinckert again went 28 yards on the reverse to make it 21-0, Southern Cal.

Tulane came right back with a 75-yard drive capped by a pass from Don Zimmerman to Vernon Haynes to make it 21-6. The Wave missed two more scoring opportunities until Jerry Dalrymple recovered a fumble on the USC 35. Five plays later, bare-headed Wop Glover, who gained 139 yards that day, plunged three yards for the TD. The count stood at 21-12 with the Trojans hanging on for dear life, but time ran out on Tulane.

Game Summary

Tulane	0	0	6	6	—	12
Southern Cal	0	7	14	0	—	21

USC - Ray Sparling 5 run (Johnny Baker kick)

USC - Ernie Pinckert 28 run (Baker kick)

USC - Pinckert 28 run (Baker kick)

TU - Vernon Haynes 7 pass from Don Zimmerman (kick blocked)

TU - Wop Glover 3 run (pass failed)

	Tulane	USC
First Downs	17	9
Rushing Yards	290	198
Passing Yards	51	20
Total Offense	341	218
Passing (Comp-Att-Int)	5-21-0	1-6-0
Fumbles-Lost	3-2	2-2
Penalty Yards	30	20

1935 SUGAR BOWL

**TULANE 20
TEMPLE 14**

Jan. 1, 1935 • 22,026
Tulane Stadium • New Orleans, La.



The first Sugar Bowl game in history matched Coach Ted Cox's SEC co-champions with Pop Warner's Temple team. Warner's club came out roaring with two first-half touchdowns to throw a scare into the hometown folks. In the first quarter, fullback Dave Smukler passed to Daniel Testa, and in the second stanza, Smuckler ran it in himself as the Owls went on top, 14-0.

But after the second Temple TD, lightning struck. The ensuing kickoff floated down to Johnny McDaniel at the 10. McDaniel, moving laterally, crossed paths with Monk Simons at the 15, and "Little Monk" took off 85 yards down the

sidelines to ignite Tulane's comeback. Barney Mintz kicked the point to make it 14-7 at halftime.

Dick Hardy made a great catch of Bucky Bryan's TD pass in the third quarter to tie the score, and in the final quarter, Hardy gathered in a deflected pass from Mintz and went 25 yards to sew it up. Tulane had won the inaugural Sugar Bowl Classic to send 22,026 fans home happy.

Game Summary

Temple	7	7	0	0	—	14
Tulane	0	7	13	0	—	20

Tem - Daniel Tester 7 pass from Dave Smukler (Smukler kick)

Tem - Smukler 3 run (Smukler kick)

TU - Monk Simons 85 kickoff return (Barney Mintz kick)

TU - Dick Hardy 11 pass from Bucky Bryan (Mintz kick)

TU - Hardy 25 pass from Mintz (kick failed)

	Temple	Tulane
First Downs	13	10
Rushing (Att-Yards)	60-182	42-140
Passing Yards	19	88
Total Offense	201	228
Passing (Comp-Att-Int)	3-13-1	8-16-1
Fumbles-Lost	2-1	3-2
Penalties-Yards	2-7	2-20

TULANE YEAR-BY-YEAR BOWL RESULTS

SEASON	BOWL	SITE	OPPONENT	W-L	TU	OPP
1931	Rose	Pasadena, Calif.	Southern California	L	12	21
1934	Sugar	New Orleans, La.	Temple	W	20	14
1939	Sugar	New Orleans, La.	Texas A&M	L	13	14
1970	Liberty	Memphis, Tenn.	Colorado	W	17	3
1973	Astro-Bluebonnet	Houston, Texas	Houston	L	7	47
1979	Liberty	Memphis, Tenn.	Penn State	L	6	9
1980	Hall of Fame	Birmingham, Ala.	Arkansas	L	15	34
1987	Independence	Shreveport, La.	Washington	L	12	24
1998	Liberty	Memphis, Tenn.	Brigham Young	W	41	27
2002	Hawaii	Honolulu, Hawaii	Hawaii	W	36	28

1940 SUGAR BOWL

**TEXAS A&M 14
TULANE 13**

Jan. 1, 1940 • 73,000
Tulane Stadium • New Orleans, La.



Coach Red Dawson's 1939 team came within a point of upending Texas A&M's national champions.

A&M drove to the Tulane one-yard line early in the game, but the Wave held. After Tulane punted out, the Aggies drove again, and this time John Kimbrough plunged one yard for the score.

Tulane bounced back in the third quarter when Bobby Kellogg grabbed a quick kick and raced 75 yards to tie it, 7-7. In the fourth period, Tulane's Pete Mandich recovered an Aggie fumble on the A&M 32. Monette Butler, Fred Cassibry, and Harry Hays worked it into the two. Butler went in from there and Tulane was on top 13-7, but Herbie Smith

blocked the extra point.

Late in the game, A&M drove 69 yards to cut short Tulane's hopes for an upset. Walemon Price passed to Smith, who lateraled to Kimbrough. The big fullback went in for an 18-yard scoring play. Price then kicked the decisive extra point.

Game Summary

Texas A&M	7	0	0	7	—	14
Tulane	0	0	7	6	—	13

A&M - John Kimbrough 1 run (Walemon Price kick)
TU - Bobby Kellogg 75 punt return (James Thibaut kick)
TU - Monette Butler 2 run (kick blocked)
A&M - Kimbrough 18 lateral from Herbie Smith (Price kick)

	Texas A&M	Tulane
First Downs	18	8
Rushing (Att-Yards)	48-244	53-193
Passing Yards	62	0
Total Offense	308	193
Pass (Comp-Att-Int)	8-15-1	0-4-0
Fumbles-Lost	2-2	1-0
Penalties-Yards	2-30	2-20

Rushing: (A&M) Kimbrough 25-159 2TD, Price 5-13, Moser 7-33, Pugh 2-8, Connaster 9-31. (TU) Kellogg 8-36, Gloden 8-19, Banker 9-18, Hays 2-23, Butler 10-55 TD, Cassibry 11-42.

Passing: (A&M) Price 8-15-1-62. (TU) Kellogg 0-2-0-0, Butler 0-1-0-0, Hays 0-1-0-0.

Receiving: (AM) Moser 2-17, Connaster 2-12, Smith 2-14, Thomason 1-14, Sterling 1-5. (TU) None.

1970 LIBERTY BOWL

**TULANE 17
COLORADO 3**

Dec. 12, 1970 • 44,640
Liberty Bowl Memorial Stadium • Memphis, Tenn.



A two-touchdown underdog to mighty Colorado, Tulane celebrated its first bowl trip in 31 years by pulling off the biggest upset of the 1970 bowl season.

Coach Jim Pittman's fired-up Green Wave drew first blood when linebacker Rick Kingrea's 44-yard interception return set up a 19-yard field goal by Lee Gibson. Colorado countered with a 32-yard field goal in the second period to tie it 3-3 at halftime.

David Abercrombie raced the second half kickoff back 66 yards to the Colorado 30 as some 8,000 Tulane fans who made the trip went wild. Runs of

16 and 13 yards by fullback Bob Marshall brought the football to the one, and Abercrombie took it over on a short plunge.

Quarterback Mike Walker guided a 57-yard drive on Tulane's first possession of the fourth quarter, and a tough defense made that 17-3 advantage stand up. The Colorado offense that averaged 422.9 yards and 30.6 points in the regular season was held to 175 yards and three points.

Game Summary

Colorado	0	3	0	0	—	3
Tulane	3	0	7	7	—	17

TU - Lee Gibson 19 FG
CU - Haney 32 FG
TU - David Abercrombie 2 run (Gibson kick)
TU - Abercrombie 4 run (Gibson kick)

	Colorado	Tulane
First Downs	13	15
Rushing (Att-Yards)	57-155	52-213
Passing Yards	20	28
Total Offense	175	241
Passing (Comp-Att-Int)	3-7-1	3-9-1
Fumbles-Lost	2-1	2-0
Penalties-Yards	52	39

Rushing: (CU) Arendt 29-65, Tarver 11-54, Walsh 8-26, Keyworth 6-16, Branch 1-4, Brunson 1-(-8), Stearns 1-(-2). (TU) Abercrombie 25-128 2TD, Marshall 13-87, M. Walker 10-(-10), LeBlanc 1-2, Corn 1-4, Lachaussee 2-3.


Receiving: (CU) Portos 2-17, Masten 1-3. (TU) Barrios 2-31, Abercrombie 1-(-3).

Passing: (CU) Arendt 3-7-1-20. (TU) M. Walker 3-8-1-28, Lachaussee 0-1-0-0.

1973 ASTRO-BLUEBONNET BOWL

HOUSTON 47
TULANE 7

Dec. 29, 1973 • 44,358
Houston Astrodome • Houston, Texas



On the heels of a 9-2 season, Tulane headed for Houston to lock horns with a highly-touted 10-1 Cougar team.

When the Green Wave failed to score after recovering a fumble on the opening kickoff at the Houston 25, the Cougar veer offense went to work. A 75-yard run by Marshall Johnson and short plunges by Leonard Parker gave Houston a 21-0 lead late in the first half. Martin Mitchell then raced back 66 yards with a kickoff for Tulane, and Buddy Gilbert hit Tom Forner with a 32-yard pass to put the Wave back in the game, 21-7.

But Houston erupted in the second half, as Donnie McGraw ran for two

TDs, quarterback D.C. Nobles ran for one, and David Husmann added one more to make the final count 47-7.

Game Summary

Tulane	0	7	0	0	—	7
Houston	7	14	14	12	—	47

UH - Marshall Johnson 75 run (Terrell kick)

UH - Leonard Parker 1 run (Terrell kick)

UH - Parker 3 run (Terrell kick)

TU - Tom Forner 32 pass from Buddy Gilbert (David Falgoust kick)

UH - D.C. Nobles 3 run (Terrell kick)

UH - Donnie McGraw 1 run (Terrell kick)

UH - McGraw 32 run (kick failed)

UH - David Husmann 7 run (kick failed)

	Tulane	Houston
First Downs	10	26
Rushing (Yards)	43-102	58-402
Passing Yards	71	253
Total Offense	173	655
Pass (Comp-Att-Int)	6-24-4	12-29-1
Fumbles-Lost	2-1	6-4
Penalties-Yards	4-26	5-55

Rushing: (UH) Johnson 5-114 1TD, McGraw 13-108 2TD, Parker 12-47 2TD. (TU) Bynum 12-40, Treuting 2-27, Hebert 4-24.

Receiving: (UH) Willingham 3-25, Bassler 1-60, Bogan 1-33.


(TU) Forner 1-32 TD, Thibodeaux 2-19, Garza 1-17.

Passing: (UH) Nobles 8-13-0-201, Husman 4-6-1-52. (TU) S. Foley 4-16-4-32, Gilbert 2-5-0-39.

1979 LIBERTY BOWL

PENN STATE 9
TULANE 6

Dec. 22, 1979 • 50,021
Liberty Bowl Memorial Stadium • Memphis, Tenn.



A driving rainstorm throughout the contest quickly turned the game into a defensive struggle.

Penn State took the lead 3-0 in the second quarter on a 33-yard field goal by Herb Menhardt. Menhardt added a 27-yard field goal late in the second quarter to push the margin to 6-0 at halftime.

That score held throughout the third quarter, but late in the period Tulane quarterback Roch Hontas began to find the passing touch he had displayed all season. He drove the Wave to the PSU eight-yard line where Ed Murray kicked a 26-yard field goal.

With time running down Hontas cranked another drive from the TU 27 to the Lion 8, from where Murray tied the score with another 26-yard field goal with 2:40 remaining.

The Nittany Lions faced a third-and-two from midfield with less than a minute to play, but converted with a halfback pass to the Tulane 11, and Menhardt kicked a 20-yard field goal for the victory.

Game Summary

Tulane	0	0	0	6	—	6
Penn State	0	6	0	3	—	9

PSU - Herb Menhardt 33 FG

PSU - Menhardt 27 FG

TU - Eddie Murray 26 FG

TU - Murray 26 FG

PSU - Menhardt 20 FG

	Tulane	Penn State
First Downs	10	17
Rushing (Att-Yards)	20-(-8)	58-242
Passing Yards	210	95
Total Offense	202	337
Pass (Comp-Att-Int)	21-39-0	6-11-2
Fumbles-Lost	1-0	2-2
Penalties-Yards	5-40	1-5

Rushing: (PSU) Rocco 8-11, Guman 3-11, Suhey 19-112, Moore 13-49, Warner 14-57, Coles 1-2. (TU) Hontas 8-(-31), Christian 6-12, Reginelli 4-6, Jones 1-1, Harris 1-4.


Receiving: (PSU) Scovill 3-34, Donovan 2-53, Guman 1-8. (TU) Alexis 7-77, Holman 4-47, Anderson 2-29, Reginelli 1-5, Christian 2-(-7), Griffin 3-50, Jones 2-9.

Passing: (PSU) Rocco 5-10-2-56, Coles 1-1-0-39. (TU) Hontas 21-39-0-210.

1980 HALL OF FAME BOWL

**ARKANSAS 34
TULANE 15**

Dec. 27, 1980 • 30,000
Legion Field • Birmingham, Ala.



Tulane carried a 7-4 record into the Hall of Fame Bowl against an Arkansas team that had been decimated by injuries during the year. However, the walking wounded returned by game time and the Razorbacks were as good as everyone thought they would be before the season.

Arkansas jumped to a 28-0 halftime lead. The Wave defense stood tall in the second half and held the Razorbacks to two field goals, and the offense finally got untracked in the final period.

The first score by the Wave came on a 62-yard pass from Nickie Hall to Marcus Anderson. It marked the first

time in school history that the football team went to bowl games in consecutive years.

Game Summary

Arkansas	14	14	3	3	—	34
Tulane	0	0	0	15	—	15

UA - Tolbert 1 run (Ordenez kick)

UA - Anderson 80 punt return (Ordenez kick)

UA - Clyde 9 pass from Jones (Ordenez kick)

UA - Anderson 46 run (Ordenez kick)

UA - Ordenez 40 FG

TU - Marcus Anderson 62 pass from Nickie Hall (Vince Manalla kick)

UA - Ordenez 27 FG

TU - Robinson 1 run (Hall run)

	Arkansas	Tulane
First Downs	22	18
Rushing (Att-Yards)	64-383	31-157
Passing Yards	83	241
Total Offense	466	398
Pass (Comp-Att-Int)	5-13-1	16-37-2
Fumbles-Lost	0-0	3-2
Penalties-Yards	1-19	3-15

Rushing: (UA) Tolbert 17-73 1TD, Anderson 11-156 1TD, Jones 14-36, Douglas 10-83, Pierce 4-23, Holloway 1-13, Walters 3-21, Mistler 1-1, Rudisall 1-1, Brewer 2-1. (TU) Lewis 5-45, Reginelli 5-8, K. Robinson 6-44 1TD, J. Jones 5-38, Hall 8-4, McCray 2-18.


Receiving: (UA) Mason 2-15, Clyde 1-9 1TD, Walters 1-36, Holloway 1-23. (TU) Lewis 3-22, Reginelli 3-31, J. Jones 1-8, Holman 4-19, Griffin 2-59, Anderson 2-88 1TD, Franz 1-14.

Passing: (UA) Jones 5-13-1-83 1TD. (TU) Hall 16-37-2-241 1TD.

1987 INDEPENDENCE BOWL

**WASHINGTON 24
TULANE 12**

Dec. 19, 1987 • 41,683
Independence Stadium • Shreveport, La.



Tulane carried a 6-5 record into its first bowl appearance in seven years against a 6-4-1 Washington squad.

Washington jumped to an early 7-0 lead, but Mitchell Price raced 44 yards on a punt return to tie the score. After the Huskies scored again, Todd Wiggins connected on a 21-yard field goal to make the score 14-10. Washington went on to lead 21-10 at the half, and the only scoring in the second half came on a Husky field goal and a Tulane safety.

The game saw Terrence Jones throw for 248 yards and rush for 91. All-America receiver Marc Zeno caught seven passes for 116 yards.

Game Summary

Washington	7	14	0	3	—	24
Tulane	0	10	0	2	—	12

UW - Covington 3 run (Brownlee kick)

TU - Mitchell Price 44 punt return (Todd Wiggins kick)

UW - Ames 5 pass from Chandler (Brownlee kick)

TU - Wiggins 21 FG

UW - Franklin 5 pass from Chandler (Brownlee kick)

UW - Wyles 41 FG

TU - Safety (Conklin kneels in end zone)

	Washington	Tulane
First Downs	22	21
Rushing (Att-Yards)	39-147	33-131
Passing Yards	249	248
Total Offense	396	379
Pass (Comp-Att-Int)	16-32-3	17-40-1
Fumbles-Lost	1-0	2-1
Penalties-Yards	10-67	7-73

Rushing: (UW) Weathersby 14-84, Jenkins 11-44, Chandler 5-23, Covington 4-12 1 TD, Conklin 2-(-3), Lewis 2-(-3), Franklin 1-(-10). (TU) Jones 18-91, Allen 4-26, Pierce 5-13, Hunter 2-5, Adams 3-13, Toney 1-(-17).

Receiving: (UW) Weathersby 5-64, Franklin 4-61 1 TD, Slater 2-59, Ames 3-35 1TD, Jenkins 1-15, Lewis 1-15. (TU) Zeno 7-116, Pierce 2-58, McIntosh 3-17, Hunter 2-17, Adams 1-11, Nelson 1-17, Allen 1-18.


Passing: (UW) Chandler 15-30-3-234 2TD, Conklin 1-2-0-15. (TU) Jones 17-40-1-246.

1998 LIBERTY BOWL

TULANE 41 BYU 27

Dec. 31, 1998 • 52,197

Liberty Bowl Memorial Stadium • Memphis, Tenn.



Tulane capped its first 12-win season in school history with a surprisingly easy 41-27 win over WAC foe BYU in the 40th Anniversary Liberty Bowl.

In winning its first bowl game since the 1970 Liberty Bowl, the Green Wave built a 34-6 lead after three quarters against a BYU defense that was fifth nationally during the regular season.

QB Shaun King rushed for a game-high 109 yards, mostly on draw plays. King also passed for 276 yards and two touchdowns, including a 60-yard scoring strike to Kerwin Cook early in the second half to stake Tulane to a 27-6 lead.

BYU took an early 6-0 lead when

Kevin Feterik found Ben Horton in the corner of the endzone for an 11-yard scoring toss. Tulane cut that lead to 6-3 on Brad Palazzo's 31-yard field goal.

On BYU's next possession, cornerback Michael Jordan stepped in front of a Feterik pass and raced 79 yards untouched down the sideline to give the Green Wave a 10-6 lead it wouldn't relinquish.

Game Summary

BYU	6	0	0	21	—	27
Tulane	10	10	14	7	—	41

BYU - Horton 11 pass from Feterik (kick failed), 8:49, 1st

TU - Brad Palazzo 31 FG, 4:23, 1st

TU - Michael Jordan 79 interception return (Palazzo kick), 1:35, 1st

TU - Shaun King 3 run (Palazzo kick), 10:18, 2nd

TU - Palazzo 23 FG, 0:41, 2nd

TU - Kerwin Cook 60 pass from King (Palazzo kick), 13:48, 3rd

TU - Jamaican Dartz 13 pass from King (Palazzo kick), 7:27, 3rd

BYU - Cupp 3 run (Pochman kick), 11:38, 4th

TU - Toney Converse 5 run (Palazzo kick), 9:24, 4th

BYU - Cupp 18 pass from Feterik (Pochman kick), 8:06, 4th

BYU - Mahe 3 run (Pochman kick), 1:30, 4th

	BYU	Tulane
First Downs	20	28
Rushing Att.-Yards	25-54	41-252
Passing Yards	267	276
Passing (C-A-I)	27-44-1	23-38-0
Total Offense	321	528
Punts-Avg.	7-33.6	4-41.5
Fumbles/Lost	3/0	2/0
Penalty-Yards	10-110	8-59
Time of Possession	28:45	31:15

Rushing: (BYU) Mahe 16-70 1TD, Cupp 3-4 1TD, Snowden 1-2, Feterik 5 (-22). (TU) King 16-109 1TD, Converse 18-103 1TD, Dartz 6-28, Franklin 1-12.

Receiving: (BYU) Horton 6-67 1TD, Sitake 5-77, Mahe 5-30, Cupp 4-30 1TD, Ofahengaua 3-42, Nuno 2-12, Rigell 1-5, Hooks 1-4; (TU) Dawson 6-83, Franklin 6-47, Cook 4-123 1TD, Burnette 3-12, Converse 3 (-2), Dartz 1-13 1TD.


Passing: (BYU) Feterik 27-44-1-267 2TD; (TU) King 23-38-0-276 2TD.

2002 HAWAII BOWL

TULANE 36 HAWAII 28

Dec. 25, 2002 • 35,513

Aloha Stadium • Honolulu, Hawaii



Tulane stunned the homestanding Hawai'i Warriors by scoring 26 straight points in the second and third quarters to win the inaugural Hawai'i Bowl, 36-28.

Trailing 14-6 at the half, the Green Wave put 20 points on the board to take a 26-14 lead.

Return specialist Lynaris Elpheage quickly turned things around for the Wave, taking a punt back 60 yards for Tulane's first touchdown of the day.

After Hawai'i's next drive stalled, the Warriors again punted to Elpheage. This time, he brought the ball back 56 yards to the 17-yard line. From there, J.P. Losman scored on a one-yard run and added the two-pointer, this time on a rush, to give the Wave a 20-14 lead.

The Tulane defense posted eight sacks while holding UH to 66 rushing yards and forcing three turnovers. Losman scored a pair of rushing TDs in addition to his 240 passing yards while Melwede Moore netted 116 rushing yards.

Elpheage was named the game's MVP after totalling four punt returns for 143 yards and a pair of kickoff returns for 57 yards in addition to six tackles and a pass break up.

Game Summary

Hawai'i	7	7	0	14	—	28
Tulane	0	6	20	10	—	36

UH - Thero Mitchell 1 run (Justin Ayat kick), 10:34, 1st

UH - Josh Galeai 2 run (Ayat kick), 8:35, 2nd

TU - Seth Marler 22 FG, 5:01, 2nd

TU - Marler 37 FG, 2:28, 2nd

TU - Lynaris Elpheage 60 punt return (J.P. Losman pass failed), 10:44, 3rd

TU - Losman 1 run (Losman rush), 6:17, 3rd

TU - Melwede Moore 25 run (Losman pass failed), 2:16, 3rd

UH - Justin Colbert 57 pass from Shawn Withy-Allen (Ayat kick), 13:26, 4th

TU - Losman 3 run (D. Davis pass from Losman), 8:54, 4th

UH - Colbert 31 pass from Withy-Allen (Ayat kick), 5:12, 4th

TU - Team safety, 3:02, 4th

	Hawaii	Tulane
First Downs (R-P-Pen)	23 (4-18-1)	25 (8-13-4)
Rushing Att.-Yards	22-66	44-144
Passing Yards	363	240
Passing (C-A-I)	32-52-1	20-39-0
Plays-Total Offense	74-429	83-384
Punts-Avg.	5-53.8	4-47.0
Fumbles/Lost	5/2	3/1
Penalty-Yards	12-88	6-64
3rd Down Conv.	7-of-16	6-of-18
4th Down Conv.	2-of-2	0-of-0
Time of Possession	28:11	31:49

Rushing: (UH) Mitchell 5-38 TD, Withy-Allen 9-21, West 2-9, Galeai 1-2 TD, Owens 1-0, Chang 4 (-4); (TU) Moore 30-116 TD, Losman 12-21 2TD, Joseph 1-6, Coleman 1-1.

Passing: (UH) Withy-Allen 18-31-1-239 2TD, Chang 14-21-0-124; (TU) Losman 20-39-0-240.

Receiving: (UH) Colbert 9-158 2TD, Cockheran 9-87, Ilaoa 4-34, Owens 3-12, Komine 2-36, Herbert 2-20, West 1-14, Jackson 1-4, Mitchell 1 (-2); (TU) Moore 6-80, Narcisse 5-64, Bush 3-43, C. Davis 2-28, Hoover 1-20, D. Davis 1-6, Smith 1-0.

Tulane Bowl Records

INDIVIDUAL RECORDS

Total Offense

Plays: 58, Terrence Jones, 1987 Independence
Yards: 385, Shaun King, 1998 Liberty

Rushing

Attempts: 30, Mewelde Moore, 2002 Hawai'i
Yards: 128, David Abercrombie, 1970 Liberty
Avg. (Min. 10 att.): 8.3 (14 carries, 117 yards), Wop Glover, 1932 Rose (min. 10 carries)
Touchdowns: 2, David Abercrombie, 1970 Liberty
2, J.P. Losman, 2002 Hawai'i

Passing

Attempts: 40, Terrence Jones, 1987 Independence
Completions: 23, Shaun King, 1998 Liberty
Percentage: 60.5% (23 of 38), Shaun King, 1998 Liberty
Yards: 276, Shaun King, 1998 Liberty
Touchdowns: 2, Shaun King, 1998 Liberty

Receiving

Receptions: 7, Alton Alexis, 1979 Liberty; Marc Zeno, 1987 Independence
Yards: 123, Kerwin Cook, 1998 Liberty
Touchdowns: 2, Dick Hardy, 1935 Sugar

Scoring

Touchdowns: 2, by four players
PATs Made: 5, Brad Palazzo, 1998 Liberty
PAT Attempts: 5, Brad Palazzo, 1998 Liberty
Two-Point PATs Att.: 4, J.P. Losman, 2002 Hawai'i
Two-Point PATs Made: 1, by three players
Field Goal Attempts: 5, Seth Marler, 2002 Hawai'i
Field Goals Made: 2, Brad Palazzo, 1998 Liberty; Ed Murray, 1979 Liberty; Seth Marler, 2002 Hawai'i

Punting

Punts: 9, Howard McNeill, 1973 Astro-Bluebonnet
Yards: 353, Howard McNeill, 1973 Astro-Bluebonnet
Average (Min. 5): 43.7, Deron Smith, 1987 Independence

Interceptions

Interceptions: 2, James McKinley, 1987 Independence
Yards: 79, Michael Jordan, 1998 Liberty

Kickoff Returns

Returns: 5, Martin Mitchell, 1973 Astro-Bluebonnet
Yards: 154, Martin Mitchell, 1973 Astro-Bluebonnet
Avg. (Min. 2): 30.8 (5-154), Martin Mitchell, 1973 Astro-Bluebonnet
Touchdowns: 1, Monk Simons, 1935 Sugar Bowl

Punt Returns

Returns: 6, Don Zimmerman, 1932 Rose
Yards: 143, Lynaris Elpheage, 2002 Hawai'i
Avg. (Min. 2): 35.8 (4-143), Lynaris Elpheage, 2002 Hawai'i
Touchdowns: 1, Bobby Kellogg, 1940 Sugar; Mitchell Price, 1987 Independence; Lynaris Elpheage, 2002 Hawai'i

Longest Plays

Rush: 58, Wop Glover, 1932 Rose
Pass: 62, Nickie Hall to Marcus Anderson, 1980 Hall of Fame
Punt: 61 (twice), Deron Smith, 1987 Independence
Kickoff Return: 85, Monk Simons, 1935 Sugar
Int. Return: 79, Michael Jordan, 1998 Liberty
Punt Return: 76, Bobby Kellogg, 1940 Sugar

TEAM RECORDS

Total Offense

Plays: 83 vs. Hawai'i, 2002 Hawai'i
Yards: 528 vs. BYU, 1998 Liberty

Rushing

Attempts: 55 vs. Southern Cal, 1932 Rose
Yards: 279 vs. Southern Cal, 1932 Rose
Average: 6.1 yds. vs. BYU, 1998 Liberty
Touchdowns: 3 vs. Hawai'i, 2002 Hawai'i

Passing

Attempts: 40 vs. Washington, 1987 Independence
Completions: 23 vs. BYU, 1998 Liberty
Percentage: 60.5% vs. BYU, 1998 Liberty
Yards: 276 vs. BYU, 1998 Liberty
Fewest Ints.: 0 vs. four teams
Interceptions: 4 vs. Houston, 1973 Astro-Bluebonnet
Touchdowns: 2 vs. BYU, 1998 Liberty
2 vs. Temple, 1935 Sugar

First Downs

First Downs: 28 vs. BYU, 1998 Liberty
Rushing: 14 vs. BYU, 1998 Liberty
Passing: 13 vs. Hawai'i, 2002 Hawai'i
Penalty: 4 vs. Hawai'i, 2002 Hawai'i

Punts

Punts: 11 vs. Texas A&M, 1940 Sugar
Fewest: 4 vs. BYU, 1998 Liberty; vs. Hawai'i, 2002 Hawai'i
Yards: 374 vs. Texas A&M, 1940 Sugar
Average: 47.0 vs. Hawai'i, 2002 Hawai'i

Penalties

Most: 8 vs. BYU, 1998 Liberty
Fewest: 2 vs. Temple, 1935 Sugar
2 vs. Texas A&M, 1940 Sugar

Kickoff Returns

Number: 8 vs. Houston, 1973 Astro-Bluebonnet
Yards: 225 vs. Houston, 1973 Astro-Bluebonnet

Punt Returns

Punt Returns: 6 vs. Southern Cal, 1932 Rose
6 vs. Temple, 1935 Sugar
6 vs. Texas A&M, 1940 Sugar
Yards: 143 vs. Hawai'i, 2002 Hawai'i

Scoring

Most Points: 41 vs. BYU, 1998 Liberty
Fewest Points: 6 vs. Penn State, 1979 Liberty

Interceptions

Number: 3 vs. Washington, 1987 Independence
Yards: 79 vs. BYU, 1998 Liberty

Defense

Fewest Total Yards: 175 by Colorado, 1970 Liberty
Fewest Rushing Yards: 54 by BYU, 1998 Liberty
Fewest Passing Yards: 19 by Temple, 1935 Sugar
Fewest First Downs: 9 by Southern Cal, 1932 Rose

Green Wave Attendance Records

SINGLE-GAME HIGHS

All Sites

	Opponent	Date	Score	H/A	Attend.
1.	LSU	9/1/2001	L 17-48	A	91,782
2.	LSU	12/1/73	W 14-0	H	86,598
3.	LSU	12/2/72	L 3-9	H	85,372
4.	Michigan	9/30/72	L 7-41	A	84,162
5.	LSU	11/22/58	L 0-62	H	83,221
6.	Alabama	9/4/93	W 17-31*	A	83,091
7.	LSU	11/19/66	L 7-21	H	82,567
	Alabama	9/24/94	L 10-20	A	81,421
9.	LSU	11/28/70	L 14-26	H	81,233
	LSU	11/23/96	L 17-35	A	78,966
10.	LSU	11/26/49	L 0-21	H	79,292

Superdome (Tulane Games Only)

	Opponent	Date	Score	Attendance
1.	LSU	11/17/79	L 13-24	73,496
2.	LSU	11/19/77	L 17-20	72,025
3.	LSU	11/28/81	W 48-7	71,546
4.	LSU	11/22/75	L 6-42	70,850
5.	LSU	11/21/87	L 36-41	70,168
6.	LSU	11/30/85	L 19-31	64,194
7.	Georgia Tech	10/25/75	L 0-23	63,333
8.	Mississippi St.	9/4/82	L 21-30	53,641
9.	Georgia Tech	10/27/79	W 12-7	51,963
10.	LSU	11/24/83	L 7-20	51,765

Tulane Stadium (Tulane Games Only)

	Opponent	Date	Score	Attendance
1.	LSU	12/1/73	W 14-0	86,598
2.	LSU	12/2/72	L 3-9	85,372
3.	LSU	11/22/58	L 0-62	83,221
4.	LSU	11/19/66	L 7-21	82,567
5.	LSU	11/28/70	L 14-26	81,233
6.	LSU	11/26/49	L 0-21	79,292
7.	Texas A&M	1/1/40	L 13-14	73,000
	LSU	11/26/60	L 6-17	73,000

Tulane Stadium (All Games)

	Teams/Game	Date	Score	Attend.
1.	Tulane defeats LSU	12/1/73	14-0	86,598
2.	LSU defeats Tulane	12/2/72	9-3	85,372
3.	Notre Dame defeats Alabama (Sugar Bowl)	1/1/73	24-23	85,161
4.	Oklahoma defeats Auburn (Sugar Bowl)	1/1/72	40-22	84,031
5.	LSU defeats Tulane	11/22/58	62-0	83,221
6.	Alabama defeats Arkansas (Sugar Bowl)	1/1/62	10-2	82,910
7.	LSU defeats Tulane	1/19/66	21-7	82,567
8.	Arkansas defeats Georgia (Sugar Bowl)	1/1/69	16-2	82,113
9.	Oklahoma defeats LSU (Sugar Bowl)	1/1/50	35-0	82,000
	Alabama defeats Nebraska (Sugar Bowl)	1/1/67	34-7	82,000
11.	LSU defeats Tulane	11/28/70	26-14	81,233
12.	Mississippi defeats LSU (Sugar Bowl)	1/1/60	21-0	81,141
13.	Dallas defeats Miami Super Bowl VI	1/16/72	24-3	81,023
14.	Pittsburgh defeats Minnesota Super Bowl IX	1/12/75	16-6	80,997
15.	Kansas City defeats Minnesota Super Bowl IV	1/11/70	23-7	80,562

SEASON HIGHS

All Games (Total)

Year	Games (H/A)	Record	Average	Total	
1.	1980	12 (6/6)	7-5	41,132	493,579
2.	1973	12 (7/5)	9-3	40,072	480,865
3.	1975	11 (7/4)	4-7	41,485	456,340
4.	1979	12 (6/6)	7-5	37,055	444,659
5.	1985	11 (5/6)	1-10	39,770	437,471
6.	1987	12 (6/6)	6-6	36,167	433,998
7.	1984	11 (4/7)	3-8	39,065	429,717
8.	1986	11 (7/4)	4-7	38,535	423,889
9.	1946	10 (8/2)	3-7	41,851	418,513
10.	1981	11 (6/5)	6-5	37,434	411,773

All Games (Average)

Year	Games (H/A)	Record	Total	Average	
1.	1946	10 (8/2)	3-7	418,513	41,851
2.	1975	11 (7/4)	4-7	456,340	41,485
3.	1980	12 (6/6)	7-5	493,579	41,132
4.	1973	12 (7/5)	9-3	480,865	40,072
5.	1985	11 (5/6)	1-10	437,471	39,770
6.	1960	10 (4/6)	3-6-1	394,500	39,450
7.	1984	11 (4/7)	3-8	429,717	39,065
8.	1986	11 (7/4)	4-7	423,889	38,535
9.	1981	11 (6/5)	6-5	411,773	37,434
10.	1979	12 (6/6)	7-5	444,659	37,055

Home Games (Total)

Year	Games	Record	Average	Total	
1.	1973	7	7-0	46,025	322,175
2.	1975	7	1-6	44,160	309,120
3.	1979	6	6-0	48,145	288,870
4.	1946	8	3-5	34,334	274,672
5.	1945	8	2-5-1	33,806	270,448
6.	1981	6	4-2	43,884	263,304
7.	1982	7	3-4	34,154	239,075
8.	1987	6	5-1	39,240	235,440
9.	1980	6	3-3	38,501	231,006
10.	1986	7	3-4	32,029	224,202

Home Games (Average)

Year	Games	Record	Total	Average	
1.	1960	4	1-2-1	209,000	52,250
2.	1979	6	6-0	288,870	48,145
3.	1973	7	7-0	322,175	46,025
4.	1975	7	1-6	309,120	44,160
5.	1981	6	4-2	263,304	43,884
6.	1987	6	5-1	235,440	39,240
7.	1966	5	3-1-1	194,220	38,844
8.	1980	6	3-3	231,006	38,501
9.	1974	5	3-2	185,515	37,103
10.	1972	5	4-1	185,085	37,017

* - Alabama later forfeited game.