



2016-17 MIDDLE TENNESSEE WOMEN'S BASKETBALL



Tony Stinnett • Assistant Athletic Communications Director • 1500 Greenland Drive, Murfreesboro, TN 37132 • O: (615) 898-5270 • C: (615) 631-9521 • stinnett@goblueraiders.com

2016-17 SCHEDULE/RESULTS

OVERALL: 1-3

C-USA: 0-0

HOME: 0-2 AWAY: 1-1 NEUTRAL: 0-0

NOVEMBER

| | | |
|----|-----------------------|-----------------|
| 11 | at Virginia | L, 51-63 |
| 16 | 5/8 Louisville | L, 72-91 |
| 19 | at Tennessee Tech | W, 73-62 |
| 30 | Ohio% | L, 52-73 |

DECEMBER

| | | |
|----|----------------------------|----------------|
| 3 | Tulane | 3:00 PM |
| 9 | 15/19 at Kentucky (SECN+) | 6:00 PM |
| 13 | 18/16 Arizona State | 6:30 PM |
| 17 | Austin Peay | 2:00 PM |
| 19 | at Missouri State (ESPN3) | 6:05 PM |
| 22 | Georgia Tech | 6:30 PM |
| 28 | Central Michigan | 6:30 PM |

JANUARY

| | | |
|----|---------------------------------|----------------|
| 1 | at UAB* | 2:00 PM |
| 5 | Rice* | 6:30 PM |
| 7 | North Texas* | 6:00 PM |
| 12 | at Marshall* | 5:00 PM |
| 15 | at WKU* | 2:00 PM |
| 19 | FIU* (ESPN3) | 6:30 PM |
| 21 | Florida Atlantic* (beIN) | 2:00 PM |
| 26 | at Southern Miss* | 6:00 PM |
| 28 | at Louisiana Tech* | 1:00 PM |

FEBRUARY

| | | |
|----|--------------------------|----------------|
| 2 | UTSA* (ESPN3) | 6:30 PM |
| 4 | UTEP* (ESPN3) | 7:00 PM |
| 9 | at Old Dominion* | 6:00 PM |
| 11 | at Charlotte* (ESPN3) | 6:00 PM |
| 16 | WKU* (beIN) | 6:30 PM |
| 18 | Marshall* (ESPN3) | 2:00 PM |
| 26 | UAB* (ASN) | 4:00 PM |

MARCH

| | | |
|---|----------------------|---------|
| 2 | at FIU* | 6:00 PM |
| 4 | at Florida Atlantic* | 4:00 PM |

* - C-USA game; Home games in **bold**

% - Murfreesboro City Schools Education Day Game

^ - C-USA Championship, Birmingham, Ala.

FOLLOW THE RAIDERS

Twitter: @MT_WBB

Instagram: @MT_WBB

Facebook: MTSU Women's Basketball

Website: GoBlueRaiders.com

GAME 5: TULANE AT MIDDLE TENNESSEE

Saturday, December 3, 2016 // 3:00 PM // Murfreesboro, Tenn.

GAME INFORMATION

| | |
|------------------|------------------------|
| Venue: | Murphy Center (11,520) |
| Location: | Murfreesboro, Tenn. |
| Tip-Off Time: | 3:00 PM CT |
| Radio: | WMOT 89.5 FM |
| Talent: | Dick Palmer (pxp) |
| | Duane Hickey (analyst) |
| Live Stream: | CUSA.tv/raidervision |
| Live Audio: | GoBlueRaiders.com |
| Live Stats: | GoBlueRaiders.com |
| Twitter Updates: | @MT_WBB |

THE TREND



GABBY LYON is second in C-USA in field goal percentage with a .636 (14-of-22) mark.

THE LINEUP



BLUE RAIDERS (1-3)

| | |
|------------------------|----------------------|
| Location: | Murfreesboro, Tenn. |
| Enrollment: | 22,050 |
| President: | Dr. Sidney A. McPhee |
| Director of Athletics: | Chris Massaro |
| SWA: | Diane Turnham |
| Head Coach: | Rick Insell |
| 12th Season at MT: | 277-88 (.759) |
| 12th Season Overall: | Same |

GREEN WAVE (5-1)

| | |
|------------------------|------------------|
| Location: | New Orleans, La. |
| Enrollment: | 13,531 |
| President: | Michael Fitts |
| Director of Athletics: | Troy Dannen |
| SWA: | Charvi Greer |
| Head Coach: | Lisa Stockton |
| 23rd Season at Tulane: | 466-228 (.671) |
| 26th Season Overall: | 529-255 (.675) |

QUICK HITTERS

- Middle Tennessee celebrates its 42nd season of basketball in 2016-17.
- Senior guard Ty Petty and sophomore forward Alex Johnson were selected to the Preseason All-Conference USA team. The Lady Raiders were picked second in the C-USA Coaches Preseason Poll.
- Of the 11 players on the MT roster, seven are either sophomores (4) or freshmen (3).
- Ty Petty needs 110 points to become the 30th player in the MT 1,000-point club.
- MT needs eight wins for 850 all-time. The Lady Raiders' 842 wins are 30th most among NCAA Division I teams.
- MT is 138-23 all-time at Murphy Center under Head Coach Rick Insell.
- MT has 128 victories in the last five years, which is 18th most by NCAA Division I teams - and most among C-USA teams.

PROJECTED STARTERS

| MIDDLE TENNESSEE | Ht. | Yr. | Hometown | PPG | RPG | FG% | 3FG% | FT% |
|-------------------------|------|-----|------------------|------|-----|------|-------|-------|
| F 00 Alex JOHNSON | 6-0 | So. | Murfreesboro, TN | 13.8 | 3.8 | .380 | .000 | .739 |
| G 5 Abbey SISSOM | 5-8 | Jr. | Woodbury, TN | 7.5 | 3.3 | .344 | .462 | .500 |
| G 12 Jess LOURO | 5-10 | So. | Wall, NJ | 3.0 | 3.8 | .222 | .267 | .000 |
| G 20 Ty PETTY | 5-7 | Sr. | Murfreesboro, TN | 16.0 | 3.5 | .490 | .381 | .727 |
| F 23 Gabby LYON | 6-0 | Jr. | Johnson City, TN | 8.3 | 6.3 | .636 | .000 | .833 |
| RESERVES | Ht. | Yr. | Hometown | PPG | RPG | FG% | 3FG% | FT% |
| G 3 Kyla ALLISON | 6-0 | Fr. | Orlando, Fla. | 1.0 | 1.0 | .286 | .000 | .000 |
| G 10 Shayla MIDDLEBROOK | 5-8 | Fr. | Elyria, Ohio | 0.0 | 0.0 | .000 | .000 | .000 |
| G 13 Jordan MAJORS | 6-0 | So. | Nashville, TN | 4.0 | 2.0 | .779 | .000 | 1.000 |
| G 14 Katie COLLIER | 5-10 | So. | Knoxville, TN | 1.3 | 1.3 | .286 | .333 | .000 |
| F 24 Rebecca REUTER | 6-3 | Jr. | Cleveland, TN | 6.3 | 4.0 | .429 | 1.000 | .750 |
| F 35 Charity SAVAGE | 6-0 | Fr. | Memphis, TN | 1.3 | 1.7 | .500 | .000 | .000 |

Blue Raider History

| | |
|------------------------------|----------------|
| Years of Basketball | 42nd season |
| First Intercollegiate Season | 1975-76 |
| All-Time Head Coaches | 7 |
| All-Time Record | 842-388 (.685) |
| Winning Seasons | 38 |
| .500 Seasons | 1 |
| Losing Seasons | 2 |
| 20+ Win Seasons | 24 |

Conference History

| | |
|--------------------------------|----------------|
| Win-Loss Record | 446-126 (.780) |
| Regular-Season Titles | 19 |
| Tournament Titles | 15 |
| Winning Seasons in League Play | 37 |
| .500 Seasons | 1 |
| Losing Seasons | 1 |

NCAA Tournament

| | |
|------------------------|--|
| Appearances | 18 |
| Most Recent Appearance | 2015-16 (1983-86, 2004-07, 2009-14) |
| Won-Loss Record | 5-18 |
| Sweet 16s | 0 |
| Elite Eights | 0 |
| Final Fours | 0 |
| Championships | 0 |

WNIT Tournament

| | |
|-------------------------|------|
| Appearances | 4 |
| Most Recent Appearance | 2015 |
| Consecutive Appearances | 1 |
| Won-Loss Record | 4-4 |

National Rankings

| | |
|---------------------------------|---------------------------------|
| Highest Regular-Season Ranking | #16 (AP & Coaches - 2006-07) |
| Highest Preseason Ranking | #24 (AP - 2009-10) |
| Ranked in final AP Top 25 | 1, #17, 2007 |
| Ranked in final Coaches Top 25 | 1, #23, 2007 |
| Total Weeks in the AP Poll | 21 |
| Total Weeks in the Coaches Poll | 28 |

National Honors

| | |
|------------------------------------|---|
| All-Americans | 4 |
| Freshman All-Americans | 1 |
| Academic First-Team All-Americans | 3 |
| Academic Second-Team All-Americans | 1 |
| Academic Third-Team All-Americans | 1 |
| Nation's Leading Scorers | 3 |
| NCAA Player of the Week | 4 |
| USBWA National Players of Week | 2 |

Conference Honors

| | |
|--------------------------------------|-----|
| All-Conference Selections | 64 |
| All-Conference First-Team Selections | 42 |
| Players of the Year | 9 |
| Freshmen of the Year | 7 |
| Newcomers of the Year | 2 |
| Defensive Players of the Year | 8 |
| Coaches of the Year | 7 |
| Tournament MOP | 15 |
| All-Tournament Team | 58 |
| Players of the Week | 107 |

Series History

- Middle Tennessee and Tulane meet for the second time.
- Today's game is the first between teams in Murfreesboro.
- MT and Ohio last met March 5, 2014 with the Lady Raiders claiming a 64-52 decision in New Orleans.
- The only other meeting between the teams came as conference members in 2013-14. It was MT's first year in C-USA, and Tulane's last. Tulane is a current member of the American Athletic Conference.

Scouting Tulane

- Tulane is 5-1 under Head Coach Lisa Stockton.
- Tulane already has played two C-USA members, defeating Southern Miss (86-67) and UTSA (75-66).
- Tulane's Kolby Morgan is averaging 22 points on 53 percent shooting in the team's last four games.
- Tulane comes into the game riding a four-game winning streak. Its only loss came against No. 10 Mississippi State, 66-49.

Lady Raiders Youthful Bunch

- Of the 11 players on the Lady Raider roster, seven are either sophomores (4) or freshmen (3).
- The four sophomores came into this season with 33 career starts and all of those belonged to C-USA Freshman of the Year Alex Johnson.
- Ty Petty is the Lady Raiders' only senior.
- MT's four upperclassmen are returning starters (Petty, Abbey Sissom, Alex Johnson, Gabby Lyon), but finding a replacement for Tennessee Sports Writers Player of the Year Brea Edwards and developing depth with players lean on experience against a demanding schedule is forcing the youngsters to grow up fast.

Lyon Shooting High Percentage

- MT junior forward Gabby Lyon is second in C-USA with a sterling .636 field goal percentage.
- Lyon is 14-of-22 from the field this season, including 10 for her last 17.

Petty A Workhorse

- MT senior point guard Ty Petty is second nationally in minutes played per game. She averages 39.7 minutes per contest.
- Petty has played all 40 minutes in three contests this season.
- Including this season, Petty has played 40 minutes or more 16 times in her career, including a career-high 44 points in an OT game vs. Southern Miss.
- Petty has played 35 minutes or more 40 times in her career.
- Petty will make her 50th consecutive start vs. Tulane.

Petty Reaches 50 Double-Figure Scoring Games

- With a team-high 14 points vs. Ohio, senior point guard Ty Petty notched the 50th double-figure scoring game of her career.
- Petty has scored double figures in all four games this season, six straight overall and seven of the last nine dating to last season.
- Petty has reached double figures in 17 of her last 20 overall.

Protecting The Home Court

- MT has enjoyed a great track record at home under Head Coach Rick Insell.
- The Lady Raiders have won 86 percent of their home games (138-23) since Insell's hiring prior to the 2005-06 campaign.
- That percentage goes up drastically in conference home games. The Lady Raiders are 91-6 (93 percent).

Lady Raiders second in C-USA Preseason Poll

- MT was picked second in what C-USA coaches believe will be a tightly-contested conference race.

2016-17 C-USA Preseason Poll

| |
|-------------------------|
| 1. WKU (6) |
| 2. Middle Tennessee (5) |
| 3. Old Dominion (2) |
| 4. Charlotte |
| 5. UTEP |
| 6. North Texas |
| 7. Rice |
| 8. Southern Miss |
| 9. UAB |
| 10. Marshall |
| 11. UTSA (1) |
| 12. Louisiana Tech |
| 13. Florida Atlantic |
| 14. FIU |

Petty, Johnson Preseason All-Conference

- Ty Petty and Alex Johnson were named to the All C-USA Preseason team.
- Petty was MVP of the 2016 C-USA Championship.
- Johnson was the 2016 C-USA Freshman of the Year. She was a member of the C-USA All-Tournament team.

2016-17 C-USA Preseason All-Conference

Ty Petty, Middle Tennessee

Alex Johnson, Middle Tennessee

| |
|----------------------------------|
| Lefty Webster, Charlotte |
| Jennie Simms, Old Dominion |
| Jenzel Nash, UTEP |
| Sparkle Taylor, UTEP |
| Tashia Brown, WKU |
| *Kendall Noble, WKU |
| * - Preseason Player of the Year |

Tale of the Tape

| Stat | MT | TUL |
|-------------------|-------------|----------------|
| Overall Record | 1-3 | 5-1 |
| Conf. Record | 0-0 | 0-0 |
| FGs Made | 94 | 160 |
| FGs Att. | 220 | 328 |
| FG % | .427 | .488 |
| 3-PT FG Made | 20 | 29 |
| 3-PT FG Att. | 60 | 94 |
| 3-PT FG % | .333 | .309 |
| FTs Made | 40 | 84 |
| FTs Att. | 57 | 111 |
| Free Throw % | .702 | .757 |
| Total Rebounds | 142 | 213 |
| Reb. Avg. | 35.5 | 35.5 |
| Reb. Margin | +1.0 | -2.8 |
| Assists Per Gm | 13.5 | 14.3 |
| Turnovers/Gm | 22.3 | 20.5 |
| Ast./Turner Ratio | 0.6 | 0.7 |
| Turnover Margin | -4.5 | -1.3 |
| Blocks/Game | 2.8 | 3.3 |
| Steals/Game | 7.8 | 9.8 |
| Total Points | 248 | 433 |
| Points/Game | 62.0 | 61.7 |
| Scoring Margin | -10.2 | +10.5 |
| Score By Pd. | 51-56-71-70 | 108-77-119-129 |

Petty Closing In On 1,000 Points

- Senior point guard Ty Petty is known for her exceptional point guard play and sharing the basketball, but she can score as well.
- Petty is 110 points shy of becoming the 30th member of the Lady Raider 1,000-point club.

Petty Shines Vs. No. 5 Louisville

- Ty Petty put on a show against No. 5 Louisville with her fifth career double-double.
- Petty led all scorers with 27 points and also tallied 11 assists.
- Petty became the first player with a double-double vs. Louisville with at least 25 points scored since Xavier's Amber Harris, Nov. 23, 2010. Harris' double-double included 28 points and 18 rebounds.
- The 11 assists marked the sixth double-figure assist game of Petty's career.

New Faces

- All three of Middle Tennessee's freshmen have made their debuts this season. Kyla Allison and Charity Savage have both seen action in the early going, and Shayla Middlebrooks made her debut against Ohio.

Setting The Pace

- Middle Tennessee's 78 total wins since joining C-USA in 2013-14 are tops in the league during that span.

| | |
|----------------------------|-----------|
| 1. Middle Tennessee | 78 |
| 2. Southern Miss | 71 |
| 2. UTEP | 71 |
| 4. WKU | 60 |
| 5. ODU | 58 |
| 6. Charlotte | 53 |
| 7. Marshall | 52 |
| 8. UAB | 51 |
| 9. Florida Atlantic | 46 |
| 10. Louisiana Tech | 44 |
| 11. UTSA | 41 |
| 12. Rice | 34 |
| 13. North Texas | 30 |
| 14. FIU | 24 |

Among Tennessee's Finest

- Of the 12 NCAA Division I teams in Tennessee, MT has been one of the state's winningest programs since Rick Insell took over in 2005-06:

| | |
|----------------------------|------------|
| 1. Tennessee | 297 |
| 2. Middle Tennessee | 277 |
| 3. Chattanooga | 270 |
| 4. Vanderbilt | 222 |
| 5. Belmont | 190 |
| 6. UT-Martin | 176 |
| 7. East Tennessee | 165 |
| 8. Memphis | 159 |
| 9. Tennessee Tech | 154 |
| 10. Austin Peay | 127 |
| 11. Tennessee State | 122 |
| 12. Lipscomb | 75 |

Strong Shooting Stretch

- MT blistered the nets to the tune of 54 percent shooting (46-of-86) from the field over a six-quarters span vs. Tennessee Tech and Louisville. During this stretch, the Lady Raiders were 26-of-51 during four quarters vs. Tennessee Tech. That strong shooting following a sizzling 57 percent showing against Louisville in the final two quarters of the game when the Lady Raiders connected on 20-of-35 shots.

Building A Following

- MT has realized a 626 percent increase in home attendance since Head Coach Rick Insell's hiring in 2005.
- MT had the nation's largest increase in average home attendance in 2005-06, when it went from an average of 695 in 2004-05, to 2,699 in 2005-06. The top five increases in 2005-06 were Middle Tennessee, Oklahoma, Tennessee, North Carolina and UNLV.
- The Lady Raiders have been ranked in the Top 30 in national home attendance in nine of Insell's 11 seasons.
- MT averaged a school-record best 5,046 in home attendance in 2015-16, which ranked 17th nationally.
- MT is averaging 4,516 in two home dates this season.

NCAA Attendance Rankings Under Insell

| Season | Rank | Average |
|--------|-------|---------|
| 05-06 | 42nd | 2,699 |
| 06-07 | 26th | 4,157 |
| 07-08 | 27th | 4,150 |
| 08-09 | 33rd | 3,534 |
| 09-10 | 26th | 3,976 |
| 10-11 | 29th | 3,589 |
| 11-12 | 30th | 3,585 |
| 12-13 | 21st | 4,212 |
| 13-14 | 19th | 4,826 |
| 14-15 | 22nd | 4,173 |
| 15-16 | 17th* | 5,046* |
| 16-17 | 17th | 4,516 |

* - School Record

Second-Half Success

- MT has proven to be a strong second-half shooting team in the early going.
- MT is shooting 51 percent (45-of-89) from the field in the second half this season, in contrast to 36 percent (30-of-84) in the first half.
- The trend holds true for 3-point shooting, as well. The Lady Raiders are shooting 48 percent (14-of-29) from beyond the arc in the second half as opposed to 19 percent (5-of-27) in the opening half.
- Several players are responsible for the strong second-half shooting. Gabby Lyon (6-of-7, 86%), Jess Louro (4-5, 80%), Ty Petty (9-18, 50%), Alex Johnson (10-21, 48%) and Abbey Sissom (8-20, 40%) lead the charge.
- MT's best shooting quarter this season was a 77 percent showing (10-of-13) against Louisville in the fourth quarter.

Lights Out!!!

- MT blistered the nets to the tune of 57 percent from the field in the second half vs. No. 5 Louisville, connecting on 20-of-35 shots, including 55 percent (6-of-11) from the 3-point arc.
- The second-half was a high scoring affair with Louisville outscoring Middle Tennessee, 50-48.

Raiders Almost Unbeatable When Shooting 50%

- When Middle Tennessee shoots 50 percent or better it is almost unbeatable under HC Rick Insell.
- The Lady Raiders are 74-2 in such games under Insell.
- MT is 191-9 when outshooting its foes under Insell.

Blue Raiders' Record When...

| Stat | 2016-17 | Under Insell |
|---------------------------|---------|--------------|
| Overall | 1-3 | 277-89 |
| at Home | 0-2 | 138-23 |
| on the Road | 1-1 | 108-54 |
| at Neutral Sites | 0-0 | 33-12 |
| Overall vs. Conference | 0-0 | 189-25 |
| vs. at Home | 0-0 | 91-6* |
| vs. on the Road | 0-0 | 78-16 |
| vs. at Neutral Sites | 0-0 | 20-3 |
| vs. in Tournament | 0-0 | 26-4 |
| After a Loss | 1-1 | 56-23 |
| In Overtime | 0-0 | 6-7 |
| 1-3 Pt. Margin | 0-0 | 15-12 |
| 4-5 Pt. Margin | 0-0 | 14-13 |
| 6-10 Pt. Margin | 0-0 | 53-15 |
| 11-20 Pt. Margin | 1-2 | 84-35 |
| 20+ Pt. Margin | 0-1 | 111-14 |
| Leading at the Half | 1-0 | 237-20 |
| Tied at the Half | 0-0 | 8-4 |
| Trailing at the Half | 0-3 | 32-66 |
| Leading at 5 min. mark | 1-0 | 260-13 |
| Trailing at 5 min. mark | 0-3 | 14-74 |
| Shooting 50% or better | 1-0 | 74-2 |
| Shooting 50% or less | 0-3 | 199-85 |
| Shoots better than opp. | 1-0 | 191-9 |
| Opp. Shoots 50% or Better | 0-0 | 30-26 |
| Opp. Shoots 50% or Less | 1-3 | 245-61 |
| Outrebound Opponent | 1-1 | 182-19 |
| Opponent Outrebound | 0-2 | 83-66 |
| Rebounds are tied | 0-0 | 13-3 |
| Shoots 70% or Better FT | 1-2 | 147-38 |
| Shoots more FT than Opp. | 1-0 | 175-21 |
| Opp. Shoots more FT | 0-3 | 89-66 |
| Shoots 40% or Better 3FG | 0-1 | 83-8 |
| More Turnovers than Opp. | 0-3 | 44-46 |
| Less Turnovers than Opp. | 1-0 | 221-39 |
| Turnovers are tied | 0-0 | 10-4 |
| Scores less than 60 pts. | 0-2 | 14-47 |
| Scores 60-69 pts. | 0-0 | 74-28 |
| Scores 70-79 pts. | 1-1 | 93-12 |
| Scores 80-89 pts. | 0-0 | 59-2 |
| Scores 90-99 pts. | 0-0 | 23-0 |
| Scores more than 100 pts. | 0-0 | 14-0 |
| On Mondays | 0-0 | 14-7 |
| On Tuesdays | 0-0 | 16-5 |
| On Wednesdays | 0-2 | 56-15 |
| On Thursdays | 0-0 | 49-13 |
| On Fridays | 0-1 | 13-11 |
| On Saturdays | 1-0 | 80-15 |
| On Sundays | 0-0 | 49-22 |
| In November | 1-3 | 39-27 |
| In December | 0-0 | 50-24 |
| In January | 0-0 | 84-9 |
| In February | 0-0 | 62-14 |
| In March | 0-0 | 42-15 |

* - includes a 3-0 record during the 2006 Sun Belt Tournament played in Murfreesboro

Miscellaneous

| | |
|------------------------------------|--------|
| Current Streak | Lost 1 |
| Home Court Streak | Lost 2 |
| Home Court Conference Streak | Won 6 |
| Road Court Streak | Won 1 |
| Road Court Conference Streak | Won 1 |
| Neutral Court Streak | Lost 1 |
| Consecutive Games with a 3-Pointer | 219 |

Media Requests

All media interview requests for student-athletes or Coach Rick Insell should go through Tony Stinnett. All interviews should be requested 24 hours in advance.

Primary Contact: Tony Stinnett
E-mail: stinnett@goblueraiders.com
Office: 615-898-5270
Cell: 615-631-9521

By the Numbers

4

- MT returns four starters from the 2015-16 C-USA Champions: Alex Johnson, Gabby Lyon, Ty Petty & Abbey Sissom.

6

- MT Head Coach Rick Insell is sixth on the NCAA Division I winningest active coaches list.

13

- MT has played in 13 straight postseason tournaments.

80

- MT 96-2 when scoring 80-plus under Head Coach Rick Insell.

219

- Consecutive games with a trey.

277

- Head Coach Rick Insell's career win total at MT. He is MT's all-time winningest coach.

842

- MT's all-time wins.

Sissom's Strong Second Half Keys Win

- Junior Abbey Sissom was 6-of-8 from the field, including 3-of-3 from 3-point range in the second half against Tennessee Tech. In fact, Sissom connected on all three of her treys in the decisive fourth quarter.
- Sissom tied for game-high honors with 16 points, which is her season high and one off of her career high.
- Sissom is 57th nationally in 3-point field goal percentage (.462), which is also good for third in C-USA.

Another Tough Non-Conference Slate

- MT Head Coach Rick Insell has played a tough non-conference schedule throughout his tenure. In fact, the 2014-15 non-conference slate was No. 1 nationally in regard to strength of schedule.
- Insell says the 2016-17 non-conference schedule is the toughest in school history, and with good reason.
- Three foes were ranked in the Top 25 in the Preseason AP and ESPN Coaches Polls: Louisville was No. 4 in the AP and No. 8 in the Coaches Poll; Arizona State was No. 18 in the AP and No. 16 in the Coaches Poll; and Kentucky was 19th in both polls.
- Nine of MT's 11 non-conference foes played in either the NCAA or WNIT Tournaments last season.
- Opponents were 11-9 in postseason play in 2015-16.
- The overall record of MT's non-conference foes was 230-131, for a 64 percent winning ledger, in 2015-16.

MT Hosts Top Education Day Game Nationally

- MT has enjoyed a great partnership with Murfreesboro City Schools since the inception of the first City Schools "Education Day" game in 2012-13.
- MT has had both the top single-game attendance and average attendance for the event nationally. Following is a breakdown of the Top 10 single-game attendance marks for "Education Day" games nationally, as well as the Top 10 for average attendance.
- This year's game drew 11,222 vs. Ohio, which is the third-largest attendance for such games.

"Education Day" Single-Game Attendance

| Rank | School | Attendance |
|------|------------------|------------|
| 1. | Middle Tennessee | 11,411 |
| 2. | Middle Tennessee | 11,307 |
| 3. | Middle Tennessee | 11,222 |
| 4. | Iowa State | 10,684 |
| 5. | Dayton | 10,159 |
| 6. | Middle Tennessee | 10,107 |
| 7. | Virginia | 10,048 |
| 8. | Middle Tennessee | 10,028 |
| 9. | Tennessee | 10,007 |
| 10. | Wake Forest | 8,849 |

"Education Day" Average Attendance

| Rank | School | Avg. Attendance |
|------|------------------|-----------------|
| 1. | Middle Tennessee | 10,713 |
| 2. | Virginia | 10,048 |
| 3. | Tennessee | 10,007 |
| 4. | Iowa State | 9,145 |
| 5. | Dayton | 7,972 |
| 6. | Texas A&M | 8,004 |
| 7. | Old Dominion | 7,103 |
| 8. | Wake Forest | 6,847 |
| 9. | Kentucky | 6,041 |
| 10. | Texas Tech | 5,995 |

Did You Know?

- MT is the only women's basketball program nationally to have the NCAA Division I scoring champion in three consecutive seasons? Amber Holt (2008), Alysha Clark (2009, 10).

MT Signs Four

- MT Head Coach Rick Insell announced the signing of four student-athletes to National Letters of Intent during the NCAA Early Signing Period. Joining Middle Tennessee in the Class of 2017 are Jadona Davis, a 6-foot-5 forward from Buckatunna, Miss.; LaSonja Edwards, a 6-1 forward from Gulf Coast State College; Anna Jones, a 6-1 guard from Jackson, Tenn.; and Kara Meadows, a 6-4 center from Clarkrange, Tenn.

MT Shines in Exhibition Action

- MT won both of its exhibition games, averaging 115.5 points in the process. The Lady Raiders defeated Coastal Georgia, 108-49, and Truett-McConnell, 125-35.



2016-17 ROSTER

Seated (L to R): Shayla Middlebrooks, Katie Collier, Ty Petty, Head Coach Rick Insell, Abbey Sissom, Mychelle Johnson* and Jess Louro. Standing, from left, Kim Brewton, assistant coach; Sharon Pillow, assistant coach; Jordan Majors, Charity Savage, Alex Johnson, Rebecca Reuter, Gabby Lyon, Kyla Allison, Tom Hodges, assistant coach; and Richard Lowe, director of operations. * - no longer on team

BREAKDOWN

By State

Florida (1)

Kyla Allison

New Jersey (1)

Jess Louro

Ohio (1)

Shayla Middlebrooks

Tennessee (8)

Katie Collier
Alex Johnson
Gabby Lyon
Jordan Majors
Ty Petty
Rebecca Reuter
Charity Savage
Abbey Sissom

By Class

Seniors (1)

Ty Petty

Juniors (3)

Gabby Lyon
Rebecca Reuter
Abbey Sissom

Sophomores (4)

Katie Collier
Alex Johnson
Jess Louro
Jordan Majors

Freshmen (3)

Kyla Allison
Shayla Middlebrooks
Charity Savage

NUMERICAL

| NO. | NAME | POS. | HT. | CL.-EXP. | HOMETOWN (PREVIOUS SCHOOL) |
|-----|---------------------|------|------|----------|---|
| 00 | Alex Johnson | F | 6-0 | So.-1L | Murfreesboro, Tenn./Blackman HS |
| 3 | Kyla Allison | G | 6-0 | Fr.-HS | Orlando, Fla./Wekiva HS |
| 5 | Abbey Sissom | G | 5-8 | Jr.-2L | Woodbury, Tenn./Cannon County HS |
| 10 | Shayla Middlebrooks | G | 5-8 | Fr.-HS | Elyria, Ohio/Elyria HS |
| 12 | Jess Louro | G | 5-10 | So.-1L | Wall, N.J./St. Rose HS |
| 13 | Jordan Majors | F | 6-0 | So.-1L | Nashville, Tenn./Martin Luther King |
| 14 | Katie Collier | G | 5-9 | So.-1L | Knoxville, Tenn./Webb School of Knoxville |
| 20 | Ty Petty | G | 5-7 | Sr.-3L | Murfreesboro, Tenn./Riverdale HS |
| 23 | Gabby Lyon | F | 6-0 | Jr.-2L | Johnson City, Tenn./Science Hill HS |
| 24 | Rebecca Reuter | F | 6-3 | Jr.-2L | Cleveland, Tenn./Bradley Central HS |
| 35 | Charity Savage | F | 6-0 | Fr.-HS | Memphis, Tenn./Bartlett HS |

ALPHABETICAL

| NO. | NAME | POS. | HT. | CL.-EXP. | HOMETOWN (PREVIOUS SCHOOL) |
|-----|---------------------|------|------|----------|---|
| 3 | Kyla Allison | G | 6-0 | Fr.-HS | Orlando, Fla./Wekiva HS |
| 14 | Katie Collier | G | 5-9 | So.-1L | Knoxville, Tenn./Webb School of Knoxville |
| 00 | Alex Johnson | F | 6-0 | So.-1L | Murfreesboro, Tenn./Blackman HS |
| 12 | Jess Louro | G | 5-10 | So.-1L | Wall, N.J./St. Rose HS |
| 23 | Gabby Lyon | F | 6-0 | Jr.-2L | Johnson City, Tenn./Science Hill HS |
| 13 | Jordan Majors | F | 6-0 | So.-1L | Nashville, Tenn./Martin Luther King |
| 10 | Shayla Middlebrooks | G | 5-8 | Fr.-HS | Elyria, Ohio/Elyria HS |
| 20 | Ty Petty | G | 5-7 | Sr.-3L | Murfreesboro, Tenn./Riverdale HS |
| 24 | Rebecca Reuter | F | 6-3 | Jr.-2L | Cleveland, Tenn./Bradley Central HS |
| 35 | Charity Savage | F | 6-0 | Fr.-HS | Memphis, Tenn./Bartlett HS |
| 5 | Abbey Sissom | G | 5-8 | Jr.-2L | Woodbury, Tenn./Cannon County HS |

Head Coach: Rick Insell (Middle Tennessee, 1977), 12th season

Assistant Coach: Kim Brewton (Liberty, 2000), seventh season

Assistant Coach: Tom Hodges (Tennessee Tech, 2004), third season

Assistant Coach: Sharon Pillow (Tennessee, 2002), third season

PRONUNCIATION GUIDE

| | |
|----------------|---------|
| Kyla Allison | Ki-luh |
| Rick Insell | IN-suhl |
| Jess Louro | LORE-oh |
| Gabby Lyon | Gab-E |
| Rebecca Reuter | ROO-ter |

RICK INSELL, MIDDLE TENNESSEE

12TH SEASON (277-89)

There has been no other coach in Middle Tennessee women's basketball history that produced the success that RICK INSELL has in 12 seasons. Since his arrival to Middle Tennessee in 2005, he has led the Raiders to nine NCAA Tournament appearances, coached five All-Americans and grew four WNBA Draft picks. In his 11-plus years, the five-time hall of fame inductee has established a track record unlike any other in the Blue Raiders' rich women's basketball history.

MT Consistently Good Under Insell

- MT Head Coach Rick Insell has enjoyed a high level of success in his 11-plus seasons leading the Blue Raiders.
- MT has played in the postseason in each of the 11 seasons under Insell (9 NCAAAs, 2 WNITs).
- Already the winningest coach in program history with **277** victories, Insell has proven to be a consistent winner. The Blue Raiders have won 20-plus in each of his previous 11 seasons, including one 30-win season and six seasons of 25 or more.
- The five-time Hall of Famer is averaging 25 wins per season at Middle Tennessee.

One Of Five

- Lady Raider Head Coach Rick Insell is one of five head coaches nationally to average 25 wins per season with a minimum of 10 years experience.

| <u>Coach</u> | <u>School</u> | <u>Average</u> |
|-----------------------|----------------------|-----------------------|
| 1. Geno Auriemma | UConn | 30.5 |
| 2. Kim Mulkey | Baylor | 29.3 |
| 3. Tara VanDerveer | Stanford | 26.4 |
| 4. Karl Smesko | Florida Gulf Coast | 25.8 |
| 5. Rick Insell | MT | 25.0 |

Insell Keeping Elite Company

- MT Head Coach Rick Insell is fifth among winningest active coaches in Division I by winning percentage with a .759 clip.
- Insell's current record is **277-89**.

NCAA Division I Winningest Active Coaches

(By Winning Percentage)

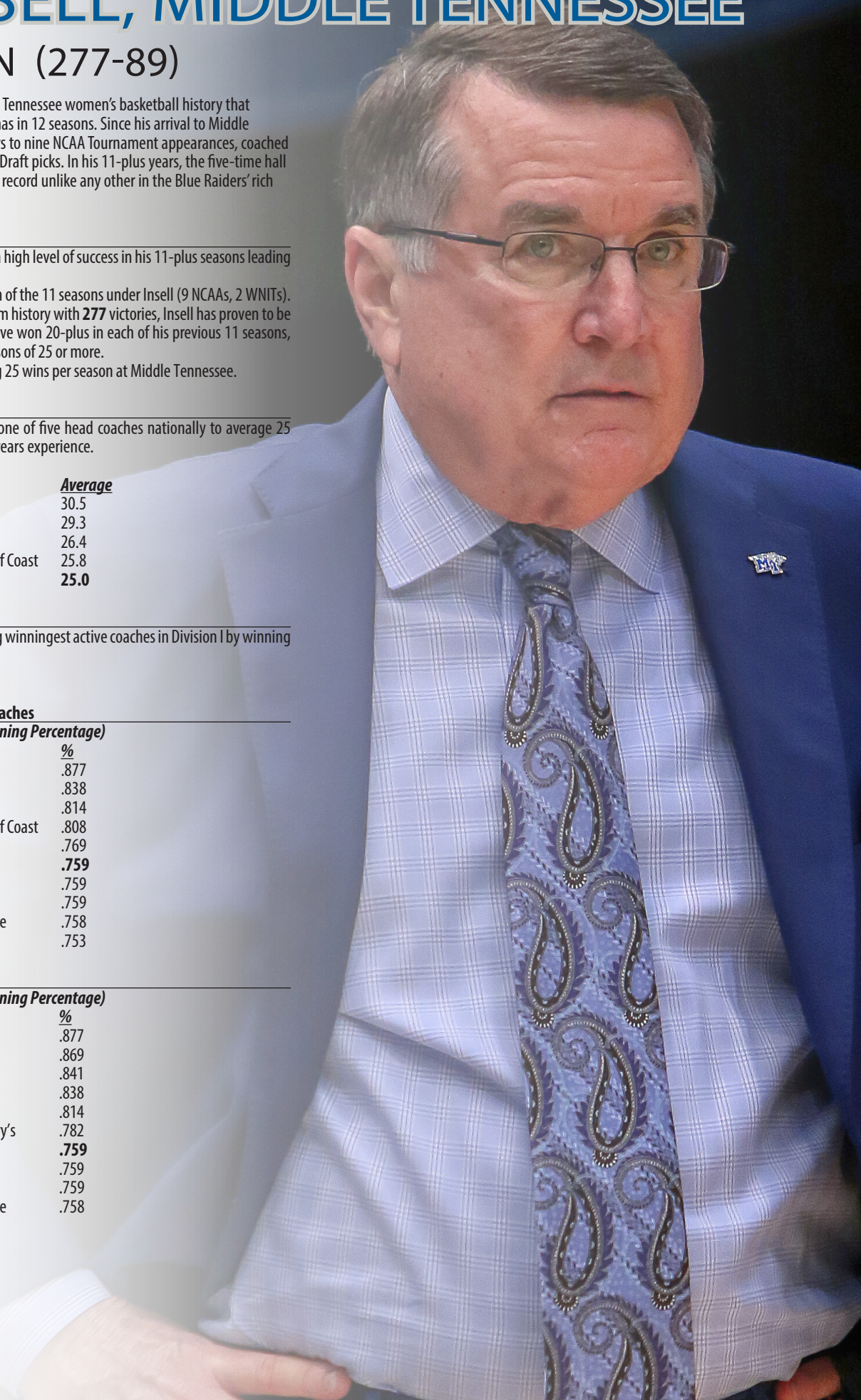
| <u>Coach</u> | <u>School</u> | <u>%</u> |
|-----------------------|----------------------|-----------------|
| 1. Geno Auriemma | UConn | .877 |
| 2. Kim Mulkey | Baylor | .838 |
| 3. Tara VanDerveer | Stanford | .814 |
| 4. Karl Smesko | Florida Gulf Coast | .808 |
| 5. Mike McLaughlin | Penn | .769 |
| 6. Rick Insell | MT | .759 |
| 6. Joe Foley | Little Rock | .759 |
| 6. Brenda Frese | Maryland | .759 |
| 9. Muffet McGraw | Notre Dame | .758 |
| 10. Wes Moore | NC State | .753 |

NCAA Division I Winningest Coaches

(By Winning Percentage)

| <u>Coach</u> | <u>School</u> | <u>%</u> |
|------------------------|----------------------|-----------------|
| 1. *Geno Auriemma | UConn | .877 |
| 2. Leon Barmore | LA Tech | .869 |
| 3. Pat Summitt | Tennessee | .841 |
| 4. *Kim Mulkey | Baylor | .838 |
| 5. *Tara VanDerveer | Stanford | .814 |
| 6. Bill Sheahan | Mt. St. Mary's | .782 |
| 7. *Rick Insell | MT | .759 |
| 7. *Joe Foley | Little Rock | .759 |
| 7. Brenda Frese | Maryland | .759 |
| 10. *Muffet McGraw | Notre Dame | .758 |

* - active coach





HEAD COACH ■ RICK INSELL

12th Season at MT ■ 40th Season Overall (including Shelbyville HS)

THE INSELL FILE

No coach in Middle Tennessee women's basketball history has produced the success that Rick Insell has in 11 seasons. Since his arrival to Middle Tennessee in 2005, he has led the Raiders to nine NCAA Tournament appearances, two WNITs, coached five All-Americans and grew four WNBA Draft picks.

In his 11 years, the five-time hall of fame inductee has established a track record unlike any other in the Blue Raiders' rich women's basketball history, while also creating lofty expectations. Entering his 12th season leading his alma mater's women's basketball program, Insell has also positioned Middle Tennessee as one of the winningest programs nationally.

Insell, the program's all-time winningest coach with 276 victories, is among the nation's leaders in his profession. Middle Tennessee's .766 winning percentage over the last five years is 18th nationally, and the program's .686 overall winning percentage is 17th best all-time.

Insell is one of five Division I head coaches to average 25 wins per season with at least 10 years head coaching experience. The others are Geno Auriemma, UConn (30.5), Kim Mulkey, Baylor (29.3), Tara VanDerveer, Stanford (26.4), Karl Smesko, Florida Gulf Coast (25.8) and Insell (25.0).

Insell is listed fifth on the Division I all-time winningest coach list (by percentage) with a .765 ledger. His is listed seventh on the Division I winningest active coaches list.

Under Insell's watch, Middle Tennessee is the only program nationally to have the NCAA Division I scoring champion three consecutive years (Amber Holt, 2008, Alysha Clark, 2009, Alysha Clark, 2010). Clark's back-to-back reign made her just the third women's basketball player in NCAA history to accomplish the feat and the first in almost a decade.

Middle Tennessee also has participated in a national postseason tournament in each of Insell's 11 previous seasons, playing in nine NCAA Regionals and two WNITs. The 2014-15 Blue Raiders won three postseason games and reached the quarterfinals of the WNIT.

Attendance has also spiked during Insell's tenure. Middle Tennessee has ranked among the Top 25 nationally in attendance in each of the last four seasons, and the Blue Raiders have been ranked in the Top 30 nationally in nine of Insell's 11 seasons. The top 25 crowds in program history all have occurred during Insell's tenure, and attendance at Middle Tennessee home games has increased 800 percent since his hire.

Insell surpassed Lewis Bivens as the program's all-time winningest coach with a 60-39 win at South Alabama (1/5/13), which was his 183rd victory at that time. On March 5, 2014, Insell secured his 1,000th career win, which includes his 775 victories at nearby Shelbyville Central High School.

His 100th victory came in the 2009 Sun Belt Tournament Championship game, as the Blue Raiders clinched the title over UALR. Insell also amassed an impressive Sun Belt ledger, posting a 142-18 (.888) mark during his tenure, including the league's last undefeated marks of 16-0 in 2011-12 and an 18-0 mark during the 2006-07 campaign. In eight Sun Belt Tournament appearances, he has lost just three times in 22 tries.

Insell has collected seven regular-season championships (six in the Sun Belt, one in Conference USA) and seven tournament titles (five in the SBC, two in C-USA) to his mantle. The seven tournament titles also carried automatic berths into the NCAA Tournament. Insell's teams have also warranted two at-large NCAA Regional berths (2011, 2012). His 2008 and 2015 teams participated in the WNIT.

Middle Tennessee also has won at least 20 contests in each of Insell's 11 seasons, including a school-record 30 victories during the 2006-07 campaign. The Blue Raiders also owned the nation's longest winning streak at 27 games and didn't lose for more than 100 days during the season.

Middle Tennessee also had a 20-game win streak in 2011-12, which was the second-longest in program history. The four longest win streaks in school history have occurred under Insell and each has been at least 16 games. In 2013-14 his team strung together a 17-game win streak and finished the year with 29 victories, ranking second-most in program history.

Insell has also been the coach for four WNBA selections during his 11 seasons, including Alysha Clark, who was chosen 17th overall by the San Antonio Silver Stars in the 2010 Draft. She joined Amber Holt, selected ninth overall by the Connecticut Sun in 2008; Chrissy Givens, picked 31st overall by the Phoenix Mercury in 2007; and Cheyenne Parker, was selected fifth overall by the Chicago Sky in 2015.

All of Middle Tennessee's All-American selections also have been developed by Insell, starting with Givens in 2007, and Holt in 2008. Clark became the first player in the MT record books to garner All-America accolades in more than one season when she collected honors in 2009 and 2010. Most recently, Ebony Rowe was tabbed a Freshman All-American, becoming the first player in school history to receive the nod, in 2011. Rowe was named Honorable Mention All-American by the Associated Press and the WBCA in 2012-13 and 2013-14.

Insell is married to the former Deborah Spry of Woodbury, Tenn. The couple has three sons - Tom, Kyle and Matt. Tom is married to the former Sarah Stewart of Shelbyville and they have two daughters, Carter and Caroline and one son Charley. Kyle is married to the former Megan Parsons, and Matt is currently the head women's basketball coach at the University of Mississippi.

NOTEWORTHY

- Enshrined into five Halls of Fame (National High School Hall of Fame; Tennessee Sports Hall of Fame; TSSAA Hall of Fame; Naismith Memorial Hall of Fame (Morgan Wootten Award); Cannon Courier Sports Hall of Fame)
- Four-time National High School Coach of the Year (USA Today - 1989, 91; Converse - 1990, 92).
- Has led MT into the postseason in each of his 11 seasons (9 NCAAAs, 2 WNIT)
- Has led MT to eight conference championships in 11 seasons (6 Sun Belt, 2 C-USA)
- Only MT coach to reach 250 wins
- TSSAA record 10 Class AAA state titles

INSELL YEAR-BY-YEAR

At Shelbyville Central HS

| Season | Record | Note |
|----------------|-------------|-----------------------|
| 1977-78 | 20-11 | |
| 1978-79 | 20-10 | |
| 1979-80 | 22-9 | |
| 1980-81 | 14-13 | |
| 1981-82 | 27-3 | |
| 1982-83 | 26-3 | |
| 1983-84 | 26-8 | State Runner-Up |
| 1984-85 | 28-6 | State Runner-Up |
| 1985-86 | 39-0 | State Champion |
| 1986-87 | 33-1 | |
| 1987-88 | 33-4 | State Runner-Up |
| 1988-89 | 36-0 | State Champion |
| 1989-90 | 35-0 | State Champion |
| 1990-91 | 33-0 | State Champion |
| 1991-92 | 32-4 | State Champion |
| 1992-93 | 23-6 | |
| 1993-94 | 31-5 | State Runner-up |
| 1994-95 | 32-2 | State Champion |
| 1995-96 | 23-5 | |
| 1996-97 | 28-4 | State Runner-up |
| 1997-98 | 12-17 | |
| 1998-99 | 24-6 | |
| 1999-00 | 31-5 | State Champion |
| 2000-01 | 33-2 | State Champion |
| 2001-02 | 25-5 | |
| 2002-03 | 37-1 | State Champion |
| 2003-04 | 31-5 | State Champion |
| 2004-05 | 20-13 | |

At Middle Tennessee

| | | |
|---------------------|--------------------|------------------------|
| 2005-06 | 20-11 | NCAA Tournament |
| 2006-07 | 30-14 | NCAA Tournament |
| 2007-08 | 22-12 | WNIT Second Rd. |
| 2008-09 | 28-6 | NCAA Tournament |
| 2009-10 | 25-6 | NCAA Tournament |
| 2010-11 | 23-8 | NCAA Tournament |
| 2011-12 | 26-7 | NCAA Tournament |
| 2012-13 | 25-8 | NCAA Tournament |
| 2013-14 | 29-5 | NCAA Tournament |
| 2014-15 | 24-10 | WNIT Quarterfinals |
| 2015-16 | 24-9 | NCAA Tournament |
| 2016-17 | 1-3 | |
| Totals | 39th season | 1052-237 |
| Middle Tennessee | 11th season | 277-88 |
| Shelbyville Central | 28 seasons | 775-149 |

Specialty Stats (MT/OPP)

| | Paint | Off TO | 2nd Ch. | Fast Break |
|------|-------|--------|---------|------------|
| VA | 32/26 | 20/16 | 11/15 | 2/6 |
| UL | 28/34 | 12/19 | 2/12 | 2/8 |
| TTU | 40/30 | 20/12 | 13/8 | 4/8 |
| OHIO | 30/22 | 10/29 | 10/10 | 0/12 |

| |
|------|
| TUL |
| KY |
| ASU |
| APSU |
| MSU |
| GT |
| CMU |
| UAB |
| RICE |
| NT |
| MAR |
| WKU |
| FIU |
| FAU |
| USM |
| LT |
| UTSA |
| UTEP |
| ODU |
| CHAR |
| WKU |
| MAR |
| UAB |
| FIU |
| FAU |

Scoring Breakdown (MT/OPP)

| | Bench | 1st half | 2nd half | Big Lead |
|------|-------|----------|----------|----------|
| VA | 10/9 | 21/33 | 30/30 | 3/20 |
| UL | 22/16 | 24/41 | 48/50 | 0/24 |
| TTU | 17/20 | 33/27 | 40/35 | 13/4 |
| OHIO | 12/28 | 29/32 | 23/41 | 2/23 |

| |
|------|
| TUL |
| KY |
| ASU |
| APSU |
| MSU |
| GT |
| CMU |
| UAB |
| RICE |
| NT |
| MAR |
| WKU |
| FIU |
| FAU |
| USM |
| LT |
| UTSA |
| UTEP |
| ODU |
| CHAR |
| WKU |
| MAR |
| UAB |
| FIU |
| FAU |

16-17 STAT LEADERS....




TY PETTY

| POINTS | G | PTS | AVG |
|---------------|---|-----|------|
| PETTY, Ty | 4 | 64 | 16.0 |
| JOHNSON, Alex | 4 | 55 | 13.8 |
| LYON, Gabby | 4 | 33 | 8.3 |
| SISSOM, Abbey | 4 | 30 | 7.5 |



REBECCA REUTER

| REBOUNDS | G | REB | AVG |
|-----------------|---|-----|-----|
| LYON, Gabby | 4 | 25 | 6.3 |
| REUTER, Rebecca | 4 | 16 | 4.0 |
| JOHNSON, Alex | 4 | 15 | 3.8 |
| LOURO, Jess | 4 | 15 | 3.8 |



GABBY LYON

| STEALS | G | STL | AVG |
|---------------|---|-----|-----|
| LYON, Gabby | 4 | 9 | 2.3 |
| PETTY, Ty | 4 | 8 | 2.0 |
| SISSOM, Abbey | 4 | 5 | 1.3 |
| LOURO, Jess | 4 | 4 | 1.0 |



ABBEY SISSOM

| ASSISTS | G | AST | AVG |
|----------------|---|-----|-----|
| PETTY, Ty | 4 | 18 | 4.5 |
| SISSOM, Abbey | 4 | 10 | 2.5 |
| LOURO, Jess | 4 | 6 | 1.5 |
| COLLIER, Katie | 4 | 5 | 1.3 |

Game Firsts

First Points... Johnson (Va); Johnson (UL); Johnson (TTU); Johnson (Ohio);

Miscellaneous

| Career Games Played/Started | GP | GS |
|-----------------------------|----|----|
| Ty Petty | 95 | 68 |
| Rebecca Reuter | 70 | 28 |
| Gabby Lyon | 66 | 28 |
| Abbey Sissom | 66 | 26 |
| Alex Johnson | 37 | 36 |
| Katie Collier | 24 | 2 |
| Jess Louro | 17 | 1 |
| Jordan Majors | 15 | 0 |
| Kyla Allison | 4 | 1 |
| Charity Savage | 3 | 0 |
| Shayla Middlebrooks | 1 | 0 |

| Games Started Streaks | CURRENT | LONG |
|-----------------------|---------|------|
| Ty Petty | 49 | 49 |
| Alex Johnson | 33 | 33 |
| Gabby Lyon | 8 | 17 |
| Abbey Sissom | 8 | 15 |
| Rebecca Reuter | - | 16 |
| Katie Collier | - | 2 |
| Kyla Allison | 1 | 1 |
| Jess Louro | 1 | 1 |

| Double-Doubles | 16-17 | Career |
|----------------|-------|--------|
| Ty Petty | 1 | 5 |
| Rebecca Reuter | - | 1 |

| Double-Figure Scoring Games | 16-17 | Career |
|-----------------------------|-------|--------|
| Ty Petty | 4 | 49 |
| Alex Johnson | 4 | 24 |
| Gabby Lyon | 2 | 5 |
| Abbey Sissom | 1 | 14 |
| Rebecca Reuter | 1 | 7 |

| Double-Figure Rebounding Games | 16-17 | Career |
|--------------------------------|-------|--------|
| Gabby Lyon | | 1 |
| Rebecca Reuter | | 1 |

| Double-Figure Assists Games | 16-17 | Career |
|-----------------------------|-------|--------|
| Ty Petty | 1 | 6 |

Record by Starting Lineup

Petty, Allison, Sissom, Johnson, Lyon1-0
 Collier, Petty, Sissom, Johnson, Lyon0-2
 Petty, Sissom, Louro, Johnson, Lyon0-1

First Sub...Louro (Va); Reuter (UL); Louro (TTU); Reuter (Ohio);

MT in C-USA OVERALL statistics

| Category | Actual | Rank |
|-------------------------------|--------|------|
| Scoring Offense | 62.0 | 11 |
| Scoring Defense | 72.2 | 13 |
| Scoring Margin | -10.2 | 13 |
| Free Throw Percentage | .702 | 4 |
| Field Goal Percentage | .427 | 5 |
| Field Goal Percentage Defense | .430 | 14 |
| 3-point FG Percentage | .333 | 5 |
| 3-point FG Percentage Defense | .390 | 13 |
| Rebounding Offense | 35.5 | 12 |
| Rebounding Defense | 34.5 | 3 |
| Rebounding Margin | +1.0 | 8 |
| Blocked Shots Per Game | 2.8 | 9 |
| Assists Per Game | 13.5 | 9 |
| Steals Per Game | 7.8 | 5 |
| Turnover Margin | -4.5 | 12 |
| Assist/Turnover Ratio | 0.6 | 12 |
| Offensive Rebounds | 12.5 | t9 |
| Defensive Rebounds | 23.0 | 12 |
| 3-Point Field Goals Per Game | 5.0 | 10 |

Middle Tennessee in the NCAA statistics

| Category | Actual | Rank |
|-------------------------------|--------|------|
| Scoring Offense | 62.0 | 238 |
| Scoring Defense | 72.3 | 288 |
| Scoring Margin | -10.3 | 294 |
| Field Goal Percentage | .427 | 89 |
| Field Goal Percentage Defense | .430 | 292 |
| Free-Throw Percentage | .702 | 125 |
| Rebound Margin | 1.0 | 169 |
| 3-point Field Goals Per Game | 5.0 | 227 |
| 3-point Field Goal Percentage | .333 | 107 |
| Assists Per Game | 13.5 | 171 |
| Blocked Shots Per Game | 2.8 | 224 |
| Steals Per Game | 7.8 | 186 |
| Turnovers Per Game | 22.3 | 331 |
| Assist/Turnover Ratio | 0.61 | 281 |
| Turnover Margin | -4.5 | 314 |
| 3-Point FG Defense | .390 | 326 |

MT Individuals in the NCAA Top 100

| Category/Name | Actual | Rank |
|---------------------------|--------|------|
| Minutes Per Game/Ty Petty | 39.8 | 2 |
| Assists/Ty Petty | 4.5 | 99 |

MT in C-USA ONLY statistics

| Category | Actual | Rank |
|-------------------------------|--------|------|
| Scoring Offense | -- | -- |
| Scoring Defense | -- | -- |
| Scoring Margin | -- | -- |
| Free Throw Percentage | -- | -- |
| Field Goal Percentage | -- | -- |
| Field Goal Percentage Defense | -- | -- |
| 3-point FG Percentage | -- | -- |
| 3-point FG Percentage Defense | -- | -- |
| Rebounding Offense | -- | -- |
| Rebounding Defense | -- | -- |
| Rebounding Margin | -- | -- |
| Blocked Shots Per Game | -- | -- |
| Assists Per Game | -- | -- |
| Steals Per Game | -- | -- |
| Turnover Margin | -- | -- |
| Assist/Turnover Ratio | -- | -- |
| Offensive Rebounds | -- | -- |
| Defensive Rebounds | -- | -- |
| 3-Point Field Goals Per Game | -- | -- |

MT Individuals in the C-USA Top 5 (Overall)

| Category/Name | Actual | Rank |
|-------------------------|--------|------|
| Minutes Played/Ty Petty | 39.8 | 1 |
| 3-PT FG%/Abbey Sissom | .462 | 5 |
| FG%/Gabby Lyon | .636 | 2 |
| Scoring/Ty Petty | 16.0 | 5 |

MT Individuals in the C-USA Top 5 (Conf. Only)

| Category/Name | Actual | Rank |
|---------------|--------|------|
|---------------|--------|------|



Standings

| Team | C-USA | All |
|-------------------------|------------|------------|
| Southern Miss | 0-0 | 5-1 |
| Marshall | 0-0 | 5-1 |
| Rice | 0-0 | 4-2 |
| Louisiana Tech | 0-0 | 3-2 |
| UAB | 0-0 | 3-2 |
| Old Dominion | 0-0 | 3-2 |
| WKU | 0-0 | 4-3 |
| Florida Atlantic | 0-0 | 3-3 |
| Charlotte | 0-0 | 3-3 |
| North Texas | 0-0 | 2-4 |
| UTSA | 0-0 | 2-5 |
| UTEP | 0-0 | 2-5 |
| Middle Tennessee | 0-0 | 1-3 |
| FIU | 0-0 | 1-5 |

Sat., Dec. 3

| | |
|----------------------------|------|
| Rice at Incarnate Word | 1 PM |
| Jacksonville at FIU | 1 PM |
| WKU at Austin Peay | 2 PM |
| North Texas at Tulsa | 2 PM |
| Tulane at Middle Tennessee | 3 PM |
| UAB at Southern Illinois | TBA |
| Marshall at Penn State | TBA |

Sun., Dec. 4

| | |
|----------------------------------|------|
| Charlotte at Pittsburgh | 1 PM |
| Old Dominion at Miami (Fla.) | 1 PM |
| Louisiana Tech at McNeese State | 2 PM |
| Florida Atlantic at Grand Canyon | 2 PM |
| Southern Miss at South Alabama | TBA |

Tues., Dec. 6

| | |
|------------------------|----------|
| Indiana at North Texas | 11:30 AM |
| Charlotte at Duquesne | TBA |

Wed., Dec. 7

| | |
|-------------------------------------|----------|
| Louisiana Tech at Stephen F. Austin | 11:15 AM |
| Marshall at North Carolina | TBA |

Thur., Dec. 8

| | |
|----------------|------|
| UAB at Samford | 7 PM |
|----------------|------|

Fri., Dec. 9

| | |
|------------------------------|------|
| Middle Tennessee at Kentucky | 6 PM |
| VCU at Old Dominion | 6 PM |

Sat., Dec. 10

| | |
|------------------------------------|------|
| Nicholls State at Louisiana Tech | 1 PM |
| Florida State at UAB | 2 PM |
| Incarnate Word at North Texas | 3 PM |
| Mississippi State at Southern Miss | 4 PM |

Sun., Dec. 11

| | |
|-------------------------------|-------|
| Bluefield College at Marshall | 12 PM |
| WKU at Louisville | 1 PM |
| FGCU at Florida Atlantic | 1 PM |
| Rice at Texas Southern | 2 PM |
| UTEP at New Mexico | 3 PM |
| Longwood at Charlotte | 3 PM |

Tues., Dec. 13

| | |
|-----------------------------------|---------|
| Arizona State at Middle Tennessee | 6:30 PM |
|-----------------------------------|---------|

Wed., Dec. 14

| | |
|--------------------------|---------|
| Auburn at Louisiana Tech | 6:30 PM |
|--------------------------|---------|

Thur., Dec. 15

| | |
|--------------------------|---------|
| Texas A&M-CC at Rice | 7 PM |
| Lipscomb at WKU | 7 PM |
| New Mexico State at UTEP | 7:05 PM |

ASSOCIATED PRESS TOP 25 (NOV 28)

| | Record | Pts |
|-----------------------|--------|-----|
| 1. Notre Dame (16) | 6-0 | 803 |
| 2. UConn (14) | 4-0 | 797 |
| 3. South Carolina (3) | 5-0 | 766 |
| 4. Baylor | 7-1 | 725 |
| 5. Maryland | 6-0 | 694 |
| 6. Mississippi State | 7-0 | 636 |
| 7. Louisville | 6-1 | 634 |
| 8. Florida State | 6-1 | 551 |
| 9. Ohio State | 5-2 | 546 |
| 10. UCLA | 5-1 | 541 |
| 11. Stanford | 6-1 | 423 |
| 12. Oklahoma | 5-0 | 445 |
| 13. Washington | 6-1 | 423 |
| 14. Texas | 2-2 | 400 |
| 15. DePaul | 5-1 | 318 |
| 16. West Virginia | 7-0 | 303 |
| 17. Kentucky | 5-1 | 276 |
| 18. Miami (Fla.) | 5-1 | 245 |
| 19. Florida | 4-1 | 192 |
| 20. Syracuse | 4-3 | 146 |
| 21. Colorado | 6-0 | 116 |
| 22. Tennessee | 3-2 | 99 |
| 23. Auburn | 6-1 | 70 |
| 24. Oregon State | 3-1 | 69 |
| 25. Texas A&M | 5-0 | 68 |

USA TODAY COACHES TOP 25 (NOV 22)

| | Record | Pts |
|-----------------------|--------|-----|
| 1. Notre Dame (17) | 4-0 | 776 |
| 2. Connecticut (13) | 3-0 | 773 |
| 3. South Carolina (2) | 3-0 | 741 |
| 4. Louisville | 6-0 | 670 |
| 5. Maryland | 4-0 | 666 |
| 6. Baylor | 3-1 | 661 |
| 7. Mississippi State | 4-0 | 601 |
| 8. Ohio State | 3-1 | 558 |
| 9. Florida State | 3-1 | 490 |
| 10. UCLA | 3-1 | 475 |
| 11. Stanford | 3-1 | 452 |
| 12. Oklahoma | 3-0 | 392 |
| 13. Washington | 3-1 | 379 |
| 14. Texas | 1-2 | 353 |
| 15. Oregon State | 3-0 | 315 |
| 16. Tennessee | 3-1 | 275 |
| 17. DePaul | 3-0 | 272 |
| 18. Syracuse | 4-0 | 260 |
| 19. Michigan State | 4-0 | 197 |
| 20. Florida | 3-0 | 182 |
| 21. Arizona State | 2-1 | 168 |
| 22. Miami (Fla.) | 3-1 | 143 |
| 23. West Virginia | 3-0 | 125 |
| 24. Kentucky | 3-1 | 124 |
| 25. Texas A&M | 3-0 | 83 |

MT in the Polls: Pre. W1 W2 W3 W4 W5 W6 W7 W8 W9 W10 W11 W12 W13 W14 W15 W16 W17 W18 W19 Final

| | | | |
|------------------|----|----|----|
| Associated Press | NR | NR | NR |
| Coaches | NR | NR | NR |

**The Last Time It Happened
(under Rick Insell-since 2005-06)...**

Team

100 Points by a Team

By MT...101 at Fla. Atlantic (1/10/15)

By Opponent...None

40+ Point Win

By MT...41 (86-55) at Austin Peay (11/30/15)

By Opponent...None

Overtime Game

MT Win...77-72 at UAB (2/21/16)

MT Loss...65-70 vs. Southern Miss (02/05/15)

Four Players in Double-Digit Scoring

By MT...vs. Rice (3/10/16)

By Opponent...at Marshall (2/27/16)

Five Players in Double-Digit Scoring

By MT...at Tennessee Tech (11/19/16)

By Opponent...WKU (1/30/16)

Three Players with Double-Doubles

By MT...vs. Ole Miss (11/22/15)

By Opponent...N/A

Made 40+ Field Goals

By MT...41 vs. Louisiana (1/7/12)

By Opponent...None

Had 70-79 Field Goal Attempts

By MT...70 vs. Missouri St. (12/17/15)

By Opponent...73 vs WKU (1/30/16)

Had 80+ Field Goal Attempts

By MT...82 vs. Troy (2/10/13)

By Opponent...None

Shot More Than 50% from the Field

By MT...51.0 at Tennessee Tech (11/19/16)

By Opponent...51.1 at Rice (1/23/16)

Shot Over 60% from the Field

By MT...62.3% at FIU (2/24/10)

By Opponent...62.0% at SDSU (12/13/09)

Shot Less than 30% from the Field

By MT...16.9%, vs. Alabama (11/27/15)

By Opponent...29.4%, at UTSA (1/9/16)

Made 10-14 3-Point Field Goals

By MT...11 vs. Louisville (11/16/16)

By Opponent...13 vs Florida Atlantic (3/3/16)

Made 15+ 3-Point Field Goals

By MT...15 vs. North Texas (1/8/14)

By Opponent...None

Made 0 3-Point Field Goals

By MT...1, vs Ohio (11/30/16)

By Opponent...1, vs. Marshall (3/11/16)

Had 30+ 3-Point Field Goals Attempts

By MT...36 at Central Michigan (11/19/15)

By Opponent...31 vs. Ohio (11/30/16)

Shot 50-59% from the 3-Point Line

By MT...50.0% vs. ODU (3/12/16)

By Opponent...50.0% vs. Southern Miss (2/13/16)

Shot 60-69% from the 3-Point Line

By MT...64.3% vs. Florida Atlantic (2/4/16)

By Opponent...63.6% vs. Alabama (11/27/15)

Shot 70+% from the 3-Point Line

By MT...None

By Opponent...100% vs. Louisiana (1/3/10)

Shot Less than 20% from the 3-Point Line

By MT...18.2% at Virginia (11/11/16)

By Opponent...6.7% vs. Marshall (3/11/16)

Made 20-29 Free Throws

By MT...22 vs WKU (1/7/16)

By Opponent...21 vs. Louisville (11/16/16)

Made 30+ Free Throws

By MT...30 ...2x, last at East Carolina (2/26/14)

By Opponent...33 at UTEP (1/7/16)

Made 5 or Fewer Free Throws

By MT...3, vs. Louisville (11/16/16)

By Opponent...3, vs. Old Dominion (1/16/16)

Had 30-39 Free Throw Attempts

By MT...31, vs. WKU (1/30/16)

By Opponent...37, at UTEP (1/7/16)

Had 40-plus Free Throw Attempts

By MT...50 at East Carolina (2/26/14)

By Opponent...40 at Louisville (12/9/09)

Shot 80-89% from the Foul Line

By MT...85.7, vs. FIU (3/5/16)

By Opponent...83.3%, at FIU (2/6/16)

Shot 90+% from the Foul Line

By MT...90.0% vs. Ole Miss (11/22/15)

By Opponent...91.7% vs. Ball State (3/15/19)

Shot 100% from the Foul Line

By MT...8-8 at Xavier (12/06/15)

By Opponent...3-3; Old Dominion (1/25/14)

Had 50+ Rebounds

By MT...52, at Nevada (11/28/15)

By Opponent...50 at ODU (1/22/15)

Had 30+ Assists

By MT...30 at FIU (2/24/10)

By Opponent...None

Had 10+ Blocked Shots

By MT...10 at ODU (1/22/15)

By Opponent...13 vs UTEP (1/31/15)

Had 10+ Steals

By MT...11, at Tennessee Tech (11/19/16)

By Opponent...14, vs. Ohio (11/30/16)

Caused 30+ Turnovers

By MT...34 vs. Kennesaw St. (12/12/13)

By Opponent...33 at Kentucky (12/9/12)

Committed 10 or Fewer Turnovers

By MT...10, vs. Marshall (3/11/16)

By Opponent...8, at WKU (2/26/16)

The Last Time It Happened (under Rick Insell-since 2005-06)...

Individual

30-39 Points

By MT...31, Brea Edwards, LA Tech (2/11/16)
By Opponent...32, Monika Bosilj, FIU (2/9/08)

40+ Points

By MT...48, Alysha Clark vs. UALR (3/9/10)
By Opponent...None

Two Players Scored 20-29 Points

By MT... Alex Johnson (25), Brea Edwards (20), at Rice (1/23/16)
By Opponent...Mariya Moore (27), Asia Durr (22) vs. Louisville (11/16/16)

Three Players Scored 20-29 Points

By MT... Kortni Jones (24), Ebony Rowe (21) and Icelyn Elie (20) vs. Tennessee State (12/18/11)
By Opponent...Jhasmin Bowen (19), Jessica Jackson (14), Kelsey Brooks (10) vs. Arkansas (11/20/14)

15+ Field Goals Made

By MT...16, Alysha Clark vs. UALR at SBC (3/9/10)
By Opponent...None

20-29 Field Goal Attempts

By MT...22, Alex Johnson, at UAB (2/21/16)
By Opponent...24, Jennie Simms, vs ODU (3/12/15)

30+ Field Goal Attempts

By MT...31, Olivia Jones vs. UTEP (1/31/15)
By Opponent...30, Dawn Evans, James Madison (12/12/10)

Shot 100% with 5+ Field Goal Attempts

By MT...13-13, Ebony Rowe vs. Arkansas State (1/18/12)
By Opponent...5-5, Jasmine Johnson, Western Kentucky at SBC (3/4/12)

Shot 80-89% with 10+ Field Goal Attempts

By MT...10-12 (83.3), Ebony Rowe at Tenn. Tech (1/2/14)
By Opponent...12-15 (80.0), Alexis Alexander, vs. Charlotte (1/14/16)

Shot 90+% with 10+ Field Goal Attempts

By MT...9-10 (90.0), Alex Johnson, at Nevada (11/28/15)
By Opponent...10-11 (90.9), Ify Ibekwe, Arizona (11/25/07)

5-plus 3-pt Field Goals Made

By MT...5, Ty Petty, vs. Louisville (11/16/16)
By Opponent...5, Jasmine Witherspoon, vs. Ohio (11/30/16)

10+ 3-pt Field Goal Attempts

By MT...12, Brea Edwards, vs. FIU (3/5/16)
By Opponent...10, Asia Durr, vs. Louisville (11/16/16)

Shot 80-89% with 5+ 3-pt Field Goal Attempts

By MT...5-6 (.833) Brea Edwards vs WKU (1/30/16)
By Opponent...5-5 (1.000), Sasha Cedeno, FAU (2/4/16)

10-14 Free Throws Made

By MT...10, Brea Edwards, vs. WKU (1/30/16)
By Opponent...10, Jenzel Nash at UTEP (1/7/16)

15+ Free Throws Made

By MT...15, Alysha Clark vs. UALR at SBC (3/9/10)
By Opponent...15, Brittany Bowe, FAU (2/23/08)

10-14 Free Throws Attempted

By MT...10, Alex Johnson vs Ohio (11/30/16)
By Opponent...11, Kendall Noble, WKU (2/26/16)

15+ Free Throws Attempted

By MT...16, Alex Johnson, vs. Rice (1/23/16)
By Opponent...Megan Waytashek at SDSU (12/15/14)

Shot 100% with 5-9 Free Throw Attempts

By MT...6-6, Brea Edwards, vs. FIU (3/5/16)
By Opponent...7-7, Cameasha Turner, UTEP (1/7/16)

Shot 100% with 10+ Free Throw Attempts

By MT...10-10, Ebony Rowe at Tulane (3/15/14)
By Opponent...11, Jamie Printy at Iowa (11/14/12)

15-19 Rebounds

By MT...17, Cheyenne Parker at LA Tech (2/7/15)
By Opponent...15, Hannah Cook, Alabama (11/30/15)

20+ Rebounds

By MT...20, Brea Edwards vs Temple (3/29/15)
By Opponent...23, Brittany Winborne, at UAB (2/21/16)

Two Players with 10 or More Rebounds

By MT...13, Gabby Lyon; 11, Brea Edwards, vs. ODU (3/12/16)
By Opponent...Ije Ajemba; 11, Destinee Young, Old Dominion (1/16/16)

5+ Offensive Rebounds

By MT...6, Gabby Lyon, vs. Ohio (11/30/16)
By Opponent...5, Jocelyn Willoughby, at Va. (11/11/16)

10+ Defensive Rebounds

By MT...10, Brea Edwards, vs ODU (3/12/16)
By Opponent...13, Brittany Winborne, at UAB (2/21/16)

10+ Assists

By MT...11, Ty Petty, vs. Louisville (11/11/16)
By Opponent...12, Akia Harris, at Tenn. Tech (11/19/16)

5+ Blocked Shots

By MT...5, Cheyenne Parker, at WKU (2/21/15)
By Opponent...7, Tinara Moore, Central Michigan (11/19/15)

10+ Steals

By MT...8, Olivia Jones, vs. Ball State (3/19/15)
By Opponent...6, Briahanna Jackson UCF (12/16/13)

3 Players with Double Doubles

By MT...Brea Edwards (24 pts/12 reb), Olivia Jones (17 pts/13 reb), Ty Petty (12 pts/10 ast), vs. Ole Miss (11/22/15)

Triple-Double

By MT...18/17/11, Cheyenne Parker vs UTEP (1/31/15)
By Opponent...None

Double-Doubles are Points/Rebounds unless otherwise noted

Triple-Doubles are Points/Rebounds/Blocks unless otherwise noted

MT/Opponents Game Highs/Lows

MT Game Highs

Points.....73at Tenn. Tech 11/19/16
FGM29Louisville 11/16/16
FGA64Louisville 11/16/16
FG Pct.510at Tenn. Tech 11/19/16
3FGM11Louisville 11/16/16
3FGA23Louisville 11/16/16
3FG Pct.478at Tenn. Tech 11/19/16
FTM17at Tenn. Tech 11/19/16
FTA23at Tenn. Tech 11/19/16
FT Pct.739at Tenn. Tech 11/19/16
Rebs43Ohio 11/30/16
Assists20Louisville 11/16/19
Steals11at Tenn. Tech 11/19/16
Blocks4at Tenn. Tech 11/19/16
Turnovers26Ohio 11/30/16

MT Game Lows

Points.....51at Virginia 11/11/16
FGM19Ohio 11/30/16
FGA47Ohio 11/30/16
FG Pct.345at Virginia 11/11/16
3FGM1Ohio 11/30/16
3FGA4Ohio 11/30/16
3FG Pct.182at Virginia 11/11/16
FTM3Louisville 11/16/16
FTA6Louisville 11/16/16
FT Pct.500Louisville 11/16/16
Rebs30Louisville 11/16/16
Assists9Ohio 11/30/16
Steals6 (2x)last Ohio 11/30/16
Blocks2at Virginia 11/11/16
Turnovers19at Tenn. Tech 11/19/16

OPP Game Highs

Points.....91Louisville 11/16/16
FGM31Louisville 11/16/16
FGA63Louisville 11/16/16
FG Pct.492Louisville 11/16/16
3FGM13Ohio 11/30/16
3FGA31Ohio 11/30/16
3FG Pct.419Ohio 11/30/16
FTM21Louisville 11/16/16
FTA27Louisville 11/16/16
FT Pct.786at Tenn. Tech 11/19/16
Rebs44Louisville 11/16/16
Assists19at Tenn. Tech 11/19/16
Steals14Ohio 11/30/16
Blocks7Louisville 11/16/16
Turnovers23at Virginia 11/11/16

OPP Game Lows

Points.....62at Tenn. Tech 11/19/16
FGM21at Virginia 11/11/16
FGA52at Tenn. Tech 11/19/16
FG Pct.362at Virginia 11/11/16
3FGM4at Virginia 11/11/16
3FGA12at Virginia 11/11/16
3FG Pct.333at Virginia 11/11/16
FTM11at Tenn. Tech 11/19/16
FTA14at Tenn. Tech 11/19/16
FT Pct.522Ohio 11/30/16
Rebs25Ohio 11/30/16
Assists14at Virginia 11/11/16
Steals7Louisville 11/16/16
Blocks2Ohio 11/30/16
Turnovers11Ohio 11/30/16

Game-by-Game Stats Comparison

[illegible]

Middle Tennessee Women's Basketball

Middle Tennessee Combined Team Statistics (as of Nov 30, 2016)

All games

| RECORD: | OVERALL | HOME | AWAY | NEUTRAL |
|----------------|---------|------|------|---------|
| ALL GAMES | 1-3 | 0-2 | 1-1 | 0-0 |
| CONFERENCE | 0-0 | 0-0 | 0-0 | 0-0 |
| NON-CONFERENCE | 1-3 | 0-2 | 1-1 | 0-0 |

| # | Player | gp-gs | min | avg | Total | 3-Point | F-Throw | Rebounds | | pf | dq | a | to | blk | stl | pts | avg |
|----------------|-------------------|-------|-----|------|--------|---------|---------|----------|-------|-------|-----|-----|-----|-----|-----|-----|-----|
| | | | | | fg-fga | fg% | 3fg-fga | 3fg% | ft-fa | ft% | off | def | tot | avg | | | |
| 20 | PETTY, Ty | 4-4 | 159 | 39.8 | 24-49 | .490 | 8-21 | .381 | 8-11 | .727 | 2 | 12 | 14 | 3.5 | 8 | 0 | 18 |
| 00 | JOHNSON, Alex | 4-4 | 100 | 25.0 | 19-50 | .380 | 0-3 | .000 | 17-23 | .739 | 5 | 10 | 15 | 3.8 | 11 | 1 | 5 |
| 23 | LYON, Gabby | 4-4 | 113 | 28.3 | 14-22 | .636 | 0-0 | .000 | 5-6 | .833 | 13 | 12 | 25 | 6.3 | 15 | 0 | 2 |
| 05 | SISSOM, Abbey | 4-4 | 130 | 32.5 | 11-32 | .344 | 6-13 | .462 | 2-4 | .500 | 2 | 11 | 13 | 3.3 | 7 | 0 | 10 |
| 24 | REUTER, Rebecca | 4-0 | 73 | 18.3 | 9-21 | .429 | 1-1 | 1.000 | 6-8 | .750 | 7 | 9 | 16 | 4.0 | 15 | 1 | 3 |
| 13 | MAJORS, Jordan | 4-0 | 35 | 8.8 | 7-9 | .778 | 0-0 | .000 | 2-2 | 1.000 | 4 | 4 | 8 | 2.0 | 8 | 0 | 2 |
| 12 | LOURO, Jess | 4-1 | 76 | 19.0 | 4-18 | .222 | 4-15 | .267 | 0-0 | .000 | 6 | 9 | 15 | 3.8 | 15 | 0 | 6 |
| 35 | SAVAGE, Charity | 3-0 | 21 | 7.0 | 2-4 | .500 | 0-1 | .000 | 0-0 | .000 | 0 | 5 | 5 | 1.7 | 6 | 0 | 1 |
| 14 | COLLIER, Katie | 4-2 | 40 | 10.0 | 2-7 | .286 | 1-3 | .333 | 0-0 | .000 | 1 | 4 | 5 | 1.3 | 5 | 1 | 5 |
| 03 | ALLISON, Kyla | 4-1 | 46 | 11.5 | 2-7 | .286 | 0-3 | .000 | 0-3 | .000 | 2 | 2 | 4 | 1.0 | 4 | 0 | 2 |
| 10 | MIDDLEBROOKS, Sha | 1-0 | 7 | 7.0 | 0-1 | .000 | 0-0 | .000 | 0-0 | .000 | 0 | 0 | 0 | 0.0 | 0 | 0 | 0 |
| Team | | | | | | | | | | | 8 | 14 | 22 | | | 4 | |
| Total..... | | 0 | 800 | | 94-220 | .427 | 20-60 | .333 | 40-57 | .702 | 50 | 92 | 142 | 0.0 | 94 | 3 | 54 |
| Opponents..... | | 0 | 800 | | 99-230 | .430 | 30-77 | .390 | 61-89 | .685 | 55 | 83 | 138 | 0.0 | 66 | - | 68 |

| TEAM STATISTICS | MT | OPP | Date | Opponent | Score | Att. |
|------------------------|--------|--------|---------------------|-------------------|---------|-------|
| SCORING | 248 | 289 | 11/11/16 | at Virginia | L 51-63 | 2837 |
| Points per game | 62.0 | 72.2 | 11/16/16 | LOUISVILLE | L 72-91 | 4516 |
| Scoring margin | -10.2 | - | 11/19/16 | at Tennessee Tech | W 73-62 | 952 |
| FIELD GOALS-ATT | 94-220 | 99-230 | 11/30/16 | OHIO | L 52-73 | 11222 |
| Field goal pct | .427 | .430 | * - Conference game | | | |
| 3 POINT FG-ATT | 20-60 | 30-77 | | | | |
| 3-point FG pct | .333 | .390 | | | | |
| 3-pt FG made per game | 5.0 | 7.5 | | | | |
| FREE THROWS-ATT | 40-57 | 61-89 | | | | |
| Free throw pct | .702 | .685 | | | | |
| F-Throws made per game | 10.0 | 15.3 | | | | |
| REBOUNDS | 142 | 138 | | | | |
| Rebounds per game | 35.5 | 34.5 | | | | |
| Rebounding margin | +1.0 | - | | | | |
| ASSISTS | 54 | 68 | | | | |
| Assists per game | 13.5 | 17.0 | | | | |
| TURNOVERS | 89 | 71 | | | | |
| Turnovers per game | 22.3 | 17.8 | | | | |
| Turnover margin | -4.5 | - | | | | |
| Assist/turnover ratio | 0.6 | 1.0 | | | | |
| STEALS | 31 | 40 | | | | |
| Steals per game | 7.8 | 10.0 | | | | |
| BLOCKS | 11 | 18 | | | | |
| Blocks per game | 2.8 | 4.5 | | | | |
| ATTENDANCE | 15738 | 3789 | | | | |
| Home games-Avg/Game | 2-7869 | 2-1894 | | | | |
| Neutral site-Avg/Game | - | 0-0 | | | | |

| Score by Periods | 1st | 2nd | 3rd | 4th | Totals |
|------------------|-----|-----|-----|-----|--------|
| Middle Tennessee | 51 | 56 | 71 | 70 | 248 |
| Opponents | 69 | 64 | 85 | 71 | 289 |

Middle Tennessee Women's Basketball

Middle Tennessee Team Game-by-Game (as of Dec 01, 2016)

All games

TEAM STATISTICS

| Opponent | Date | Score | | Total | | 3-Pointers | | Free throws | | Rebounds | | | | pf | a | t/o | blk | stl | pts | avg |
|-------------------|----------|-------|---|--------|------|------------|------|-------------|------|----------|-----|-----|------|----|----|-----|-----|-----|-----|------|
| | | | | fg-fga | pct | 3fg-fga | pct | ft-fta | pct | off | def | tot | avg | | | | | | | |
| at Virginia | 11/11/16 | 51-63 | L | 20-58 | .345 | 4-22 | .182 | 7-10 | .700 | 16 | 23 | 39 | 39.0 | 25 | 13 | 24 | 2 | 6 | 51 | 51.0 |
| LOUISVILLE | 11/16/16 | 72-91 | L | 29-64 | .453 | 11-23 | .478 | 3-6 | .500 | 9 | 21 | 30 | 34.5 | 26 | 20 | 20 | 2 | 8 | 72 | 61.5 |
| at Tennessee Tech | 11/19/16 | 73-62 | W | 26-51 | .510 | 4-11 | .364 | 17-23 | .739 | 10 | 20 | 30 | 33.0 | 22 | 12 | 19 | 4 | 11 | 73 | 65.3 |
| OHIO | 11/30/16 | 52-73 | L | 19-47 | .404 | 1-4 | .250 | 13-18 | .722 | 15 | 28 | 43 | 35.5 | 21 | 9 | 26 | 3 | 6 | 52 | 62.0 |
| Middle Tennessee | | 248 | | 94-220 | .427 | 20-60 | .333 | 40-57 | .702 | 50 | 92 | 142 | 35.5 | 94 | 54 | 89 | 11 | 31 | 248 | 62.0 |
| Opponents | | 289 | | 99-230 | .430 | 30-77 | .390 | 61-89 | .685 | 55 | 83 | 138 | 34.5 | 66 | 68 | 71 | 18 | 40 | 289 | 72.2 |

Games played: 4

Points/game: 62.0

FG Pct: 42.7

3FG Pct: 33.3

FT Pct: 70.2

Rebounds/game: 35.5

Assists/game: 13.5

Turnovers/game: 22.3

Assist/turnover ratio: 0.6

Steals/game: 7.8

Blocks/game: 2.8

Middle Tennessee Women's Basketball

Middle Tennessee Game-by-Game Highs (as of Dec 01, 2016)

All games

| Opponent | Date | Score | Points | Rebounds | Assists | Steals | Blocked shots |
|-------------------|----------|-------|-----------------------------------|----------------------------|------------------|--------------------------------|--|
| at Virginia | 11/11/16 | 51-63 | 13-JOHNSON, Alex | 6-LYON, Gabby | 3-COLLIER, Katie | 2-LYON, Gabby SISSOM, Abbey | 1-MAJORS, Jordan JOHNSON, Alex |
| LOUISVILLE | 11/16/16 | 72-91 | 27-PETTY, Ty | 7-REUTER, Rebecca | 11-PETTY, Ty | 3-PETTY, Ty | 2-REUTER, Rebecca |
| at Tennessee Tech | 11/19/16 | 73-62 | 16-SISSOM, Abbey JOHNSON, Alex | 8-LYON, Gabby | 4-LOURO, Jess | 4-LYON, Gabby | 1-PETTY, Ty REUTER, Rebecca ALLISON, Kyla JOHNSON, Alex |
| OHIO | 11/30/16 | 52-73 | 14-PETTY, Ty | 8-PETTY, Ty LYON, Gabby | 4-PETTY, Ty | 2-LYON, Gabby PETTY, Ty | 2-JOHNSON, Alex |

Middle Tennessee Women's Basketball

Middle Tennessee Points-Rebounds-Assists (as of Dec 01, 2016)

All games

| Opponent | Date | Score | | 00 JOHNSON,AL | 03 ALLISON,KY | 05 SISSOM,ABB | 10 MIDDLEBROO | 12 LOURO,JESS | 13 MAJORS,JOR | 14 COLLIER,KA |
|-------------------|----------|-------|---|------------------|------------------|------------------|------------------|------------------|------------------|------------------|
| at Virginia | 11/11/16 | 51-63 | L | 13-5-1 | 0-1-0 | 5-2-2 | DNP | 0-3-1 | 4-3-0 | 5-3-3 |
| LOUISVILLE | 11/16/16 | 72-91 | L | 13-1-1 | 4-2-1 | 6-5-3 | DNP | 9-6-1 | 2-0-2 | 0-1-1 |
| at Tennessee Tech | 11/19/16 | 73-62 | w | 16-3-0 | 0-0-1 | 16-1-3 | DNP | 3-4-4 | 2-3-0 | 0-0-1 |
| OHIO | 11/30/16 | 52-73 | L | 13-6-3 | 0-1-0 | 3-5-2 | 0-0-0 | 0-2-0 | 8-2-0 | 0-1-0 |

| Opponent | Date | Score | | 20 PETTY,TY | 23 LYON,GABBY | 24 REUTER,REB | 35 SAVAGE,CHA |
|-------------------|----------|-------|---|----------------|------------------|------------------|------------------|
| at Virginia | 11/11/16 | 51-63 | L | 11-2-1 | 7-6-2 | 4-5-2 | 2-0-1 |
| LOUISVILLE | 11/16/16 | 72-91 | L | 27-0-11 | 4-3-0 | 7-7-0 | 0-1-0 |
| at Tennessee Tech | 11/19/16 | 73-62 | w | 12-4-2 | 12-8-0 | 12-2-1 | DNP |
| OHIO | 11/30/16 | 52-73 | L | 14-8-4 | 10-8-0 | 2-2-0 | 2-4-0 |

Nov. 11, 2016
(Charlottesville, Va.)

Virginia 63, Middle Tennessee 51

| MT (0-1) | FG-A | 3FG-A | FT-A | REB | PF | PTS | A | TO | BK | ST | MIN |
|---------------|--------------|-------------|-------------|-----------------|-----------|-----------|-----------|-----------|----------|----------|------------|
| 00 JOHNSON* | 6-13 | 0-0 | 1-3 | 2-3-5 | 0 | 13 | 1 | 5 | 1 | 1 | 30 |
| 23 LYON* | 2-3 | 0-0 | 3-4 | 3-3-6 | 4 | 7 | 2 | 1 | 0 | 2 | 24 |
| 05 SISSOM* | 2-9 | 1-5 | 0-0 | 1-1-2 | 3 | 5 | 2 | 3 | 0 | 2 | 33 |
| 14 COLLIER* | 2-6 | 1-3 | 0-0 | 1-2-3 | 5 | 5 | 3 | 1 | 0 | 0 | 18 |
| 20 PETTY* | 3-12 | 2-9 | 3-3 | 0-2-2 | 2 | 11 | 1 | 4 | 0 | 0 | 40 |
| 03 ALLISON | 0-1 | 0-0 | 0-0 | 0-1-1 | 0 | 0 | 0 | 0 | 0 | 0 | 3 |
| 12 LOURO | 0-4 | 0-4 | 0-0 | 2-1-3 | 4 | 0 | 1 | 0 | 0 | 1 | 19 |
| 13 MAJORS | 2-3 | 0-0 | 0-0 | 1-2-3 | 1 | 4 | 0 | 1 | 1 | 0 | 7 |
| 24 REUTER | 2-5 | 0-0 | 0-0 | 3-2-5 | 4 | 4 | 2 | 7 | 0 | 0 | 19 |
| 35 SAVAGE | 1-2 | 0-1 | 0-0 | 0-0-0 | 2 | 2 | 1 | 2 | 0 | 0 | 7 |
| TEAM | | | | 3-6-9 | | | | | | | |
| Totals | 20-58 | 4-22 | 7-10 | 16-23-39 | 25 | 51 | 13 | 24 | 2 | 6 | 200 |

FG 1st: 6-16 37.5 2nd: 3-12 25.0 3rd: 6-12 50.0 4th: 5-18 27.8 Total: 34.5
3FG 1st: 0-10 0.0 2nd: 0-5 0.0 3rd: 3-4 75.0 4th: 1-8 12.5 Total: 18.2
FT 1st: 3-3 1.000 2nd: 1-1 0.0 3rd: 1-3 33.3 4th: 3-4 75.0 Total: 70.0
Deadball Rebounds: 2

| UVA (1-0) | FG-A | 3FG-A | FT-A | REB | PF | PTS | A | TO | BK | ST | MIN |
|----------------|--------------|-------------|--------------|-----------------|-----------|-----------|-----------|-----------|----------|-----------|------------|
| 21 Moses* | 2-6 | 0-0 | 0-0 | 4-2-6 | 4 | 4 | 4 | 5 | 0 | 3 | 31 |
| 04 Toussaint* | 5-12 | 2-4 | 4-8 | 1-4-5 | 2 | 16 | 2 | 3 | 0 | 2 | 33 |
| 12 Mason* | 5-16 | 1-3 | 1-1 | 0-2-2 | 1 | 12 | 2 | 3 | 0 | 2 | 38 |
| 13 Willoughby* | 3-11 | 0-2 | 7-8 | 5-4-9 | 3 | 13 | 0 | 6 | 0 | 1 | 36 |
| 23 Huland El* | 3-3 | 1-1 | 2-4 | 1-2-3 | 3 | 9 | 0 | 4 | 0 | 0 | 22 |
| 02 Allen | 0-1 | 0-0 | 0-0 | 0-0-0 | 0 | 0 | 0 | 0 | 0 | 0 | 1 |
| 10 Brown | 0-3 | 0-2 | 1-2 | 1-4-5 | 1 | 1 | 4 | 0 | 0 | 1 | 19 |
| 14 Jablonowski | 2-3 | 0-0 | 0-0 | 2-2-4 | 0 | 4 | 0 | 2 | 0 | 1 | 11 |
| 30 Aiyetotan | 1-3 | 0-0 | 2-2 | 2-0-2 | 1 | 4 | 2 | 0 | 4 | 0 | 9 |
| TEAM | | | | 4-3-7 | | | | | | | |
| Totals | 21-58 | 4-12 | 17-25 | 20-23-43 | 15 | 63 | 14 | 23 | 4 | 10 | 200 |

FG 1st: 2-11 18.2 2nd: 7-19 36.8 3rd: 7-18 38.9 4th: 5-10 50.0 Total: 36.2
3FG 1st: 0-4 0.0 2nd: 1-2 50.0 3rd: 3-6 50.0 4th: 0-0 0.0 Total: 33.3
FT 1st: 7-10 70.0 2nd: 7-8 87.5 3rd: 1-1 100.0 4th: 2-6 33.3 Total: 68.0
Deadball Rebounds: 2

Halftime Score: Virginia 33, Middle Tennessee 21

Attendance: 2,837

Officials: Dee Kantner, Pualani Spurlock, Keith Miller; Technical Fouls: None

Nov. 19, 2016
(Cookeville, Tenn.)

Middle Tennessee 73, Tenn. Tech 62

| MT (1-2) | FG-A | 3FG-A | FT-A | REB | PF | PTS | A | TO | BK | ST | MIN |
|---------------|--------------|-------------|--------------|-----------------|-----------|-----------|-----------|-----------|----------|-----------|------------|
| 00 JOHNSON* | 5-10 | 0-0 | 6-9 | 1-2-3 | 5 | 16 | 0 | 2 | 1 | 0 | 21 |
| 23 LYON* | 5-9 | 0-0 | 2-2 | 3-5-8 | 4 | 12 | 0 | 4 | 0 | 4 | 33 |
| 03 ALLISON* | 0-1 | 0-1 | 0-0 | 0-0-0 | 2 | 0 | 1 | 1 | 1 | 0 | 11 |
| 05 SISSOM* | 6-11 | 3-4 | 1-2 | 0-1-1 | 2 | 16 | 3 | 3 | 0 | 1 | 38 |
| 20 PETTY* | 5-9 | 0-2 | 2-3 | 0-4-4 | 2 | 12 | 2 | 6 | 1 | 3 | 40 |
| 12 LOURO | 1-4 | 1-4 | 0-0 | 2-2-4 | 4 | 3 | 4 | 1 | 0 | 2 | 24 |
| 13 MAJORS | 1-1 | 0-0 | 0-0 | 1-2-3 | 0 | 2 | 0 | 0 | 0 | 0 | 11 |
| 14 COLLIER | 0-1 | 0-0 | 0-0 | 0-0-0 | 0 | 0 | 1 | 1 | 0 | 0 | 7 |
| 24 REUTER | 3-5 | 0-0 | 6-7 | 1-1-2 | 3 | 12 | 1 | 0 | 1 | 1 | 15 |
| TEAM | | | | 2-3-5 | | | | | | | |
| Totals | 26-51 | 4-11 | 17-23 | 10-20-30 | 22 | 73 | 12 | 19 | 4 | 11 | 200 |

FG 1st: 5-13 38.5 2nd: 7-14 50.0 3rd: 8-12 66.7 4th: 6-12 50.0 Total: 51.0
3FG 1st: 0-3 0.0 2nd: 0-2 0.0 3rd: 0-2 0.0 4th: 4-4 100.0 Total: 36.4
FT 1st: 5-7 71.4 2nd: 4-5 80.0 3rd: 3-3 100.0 4th: 5-8 62.5 Total: 73.9
Deadball Rebounds: 5

| TTU (1-3) | FG-A | 3FG-A | FT-A | REB | PF | PTS | A | TO | BK | ST | MIN |
|---------------|--------------|-------------|--------------|-----------------|-----------|-----------|-----------|-----------|----------|----------|------------|
| 23 BROOKS* | 3-9 | 0-1 | 0-0 | 1-1-2 | 3 | 6 | 2 | 1 | 2 | 3 | 24 |
| 25 HARPER* | 2-4 | 0-0 | 3-4 | 3-0-3 | 3 | 7 | 1 | 3 | 0 | 1 | 32 |
| 00 HARRIS* | 1-8 | 0-2 | 2-2 | 2-0-2 | 3 | 4 | 12 | 7 | 0 | 1 | 33 |
| 05 HICKSON* | 7-9 | 1-1 | 1-2 | 0-3-3 | 4 | 16 | 0 | 4 | 1 | 1 | 19 |
| 24 GOOLSBY* | 3-8 | 2-4 | 1-2 | 0-3-3 | 0 | 9 | 0 | 2 | 0 | 1 | 34 |
| 01 NEWRY | 3-7 | 2-4 | 0-0 | 0-5-5 | 1 | 8 | 2 | 0 | 1 | 0 | 19 |
| 14 JENNINGS | 0-0 | 0-0 | 4-4 | 0-1-1 | 2 | 4 | 2 | 4 | 0 | 2 | 15 |
| 15 WILKINSON | 1-3 | 0-1 | 0-0 | 1-1-2 | 3 | 2 | 0 | 0 | 1 | 0 | 14 |
| 54 COOPER | 3-4 | 0-0 | 0-0 | 0-0-0 | 3 | 6 | 0 | 0 | 0 | 0 | 10 |
| TEAM | | | | 3-2-5 | | | | | | | |
| Totals | 23-52 | 5-13 | 11-14 | 10-16-26 | 22 | 62 | 19 | 21 | 5 | 9 | 200 |

FG 1st: 7-14 50.0 2nd: 4-11 36.4 3rd: 5-14 35.7 4th: 7-13 53.8 Total: 44.2
3FG 1st: 2-3 66.7 2nd: 2-7 28.6 3rd: 0-0 0.0 4th: 1-3 33.3 Total: 38.5
FT 1st: 0-0 0.0 2nd: 1-2 50.0 3rd: 8-10 80.0 4th: 2-2 100.0 Total: 78.6
Deadball Rebounds: 2

Halftime Score: Middle Tennessee 33, Tennessee Tech 27

Attendance: 952

Officials: Jody Cantrell, Erica Bradley, Greg Norton; Technical Fouls: None

Nov. 16, 2016
(Murfreesboro, Tenn.)

No. 5 Louisville 91, Middle Tennessee 72

| UL (3-0) | FG-A | 3FG-A | FT-A | REB | PF | PTS | A | TO | BK | ST | MIN |
|-----------------|--------------|-------------|--------------|-----------------|-----------|-----------|-----------|-----------|----------|----------|------------|
| 02 HINES-ALLEN* | 6-7 | 2-2 | 3-3 | 0-7-7 | 2 | 17 | 4 | 3 | 0 | 1 | 22 |
| 04 MOORE* | 9-14 | 2-6 | 7-8 | 3-3-6 | 1 | 27 | 6 | 1 | 1 | 1 | 36 |
| 40 JOHNSON, C.* | 3-8 | 0-0 | 0-2 | 3-6-9 | 2 | 6 | 2 | 2 | 1 | 2 | 22 |
| 15 JOHNSON, T.* | 0-3 | 0-0 | 3-4 | 2-1-3 | 1 | 3 | 1 | 2 | 0 | 2 | 22 |
| 25 DURR* | 9-19 | 4-10 | 0-0 | 1-0-1 | 1 | 22 | 3 | 2 | 0 | 1 | 30 |
| 00 JACKSON | 1-2 | 0-1 | 5-6 | 2-0-2 | 3 | 7 | 2 | 2 | 0 | 0 | 16 |
| 03 FUEHRING | 1-3 | 0-1 | 2-2 | 1-4-5 | 1 | 4 | 0 | 0 | 0 | 0 | 10 |
| 10 ZAMBROTITA | 0-0 | 0-0 | 0-0 | 0-1-1 | 0 | 0 | 0 | 0 | 0 | 0 | 1 |
| 21 SHOOK | 1-4 | 0-1 | 1-2 | 1-3-4 | 2 | 3 | 1 | 1 | 4 | 0 | 16 |
| 22 JONES, B. | 0-0 | 0-0 | 0-0 | 0-0-0 | 0 | 0 | 0 | 0 | 0 | 0 | 1 |
| 23 JONES, J. | 0-1 | 0-0 | 0-0 | 0-1-1 | 0 | 0 | 0 | 1 | 0 | 0 | 16 |
| 24 LAEMMLE | 0-0 | 0-0 | 0-0 | 0-0-0 | 0 | 0 | 0 | 0 | 0 | 0 | 1 |
| 33 DUNHAM | 1-2 | 0-0 | 0-0 | 1-2-3 | 1 | 2 | 0 | 2 | 1 | 0 | 7 |
| TEAM | | | | 1-1-2 | | | | | | | |
| Totals | 31-63 | 8-21 | 21-27 | 15-29-44 | 14 | 91 | 19 | 16 | 7 | 7 | 200 |

FG 1st: 8-12 66.7 2nd: 8-18 44.4 3rd: 9-17 52.9 4th: 6-16 37.5 Total: 49.2
3FG 1st: 2-3 66.7 2nd: 1-6 16.7 3rd: 3-7 42.9 4th: 2-5 40.0 Total: 38.1
FT 1st: 4-4 100.0 2nd: 2-4 50.0 3rd: 8-9 88.9 4th: 7-10 70.0 Total: 77.8
Deadball Rebounds: 2

| MT (0-2) | FG-A | 3FG-A | FT-A | REB | PF | PTS | A | TO | BK | ST | MIN |
|---------------|--------------|--------------|------------|----------------|-----------|-----------|-----------|-----------|----------|----------|------------|
| 00 JOHNSON* | 6-14 | 0-2 | 1-1 | 0-1-1 | 4 | 13 | 1 | 3 | 0 | 1 | 24 |
| 23 LYON* | 2-2 | 0-0 | 0-0 | 1-2-3 | 4 | 4 | 0 | 0 | 0 | 1 | 27 |
| 05 SISSOM* | 2-9 | 2-4 | 0-0 | 1-4-5 | 1 | 6 | 3 | 3 | 0 | 2 | 31 |
| 14 COLLIER* | 0-0 | 0-0 | 0-0 | 0-1-1 | 0 | 0 | 1 | 2 | 0 | 0 | 4 |
| 20 PETTY* | 10-17 | 5-9 | 2-3 | 0-0-0 | 3 | 27 | 11 | 5 | 0 | 3 | 39 |
| 03 ALLISON | 2-4 | 0-2 | 0-1 | 1-1-2 | 1 | 4 | 1 | 1 | 0 | 0 | 22 |
| 12 LOURO | 3-8 | 3-5 | 0-0 | 2-4-6 | 4 | 9 | 1 | 0 | 0 | 1 | 18 |
| 13 MAJORS | 1-1 | 0-0 | 0-0 | 0-0-0 | 3 | 2 | 2 | 3 | 0 | 0 | 6 |
| 24 REUTER | 3-9 | 1-1 | 0-1 | 2-5-7 | 5 | 7 | 0 | 2 | 2 | 0 | 25 |
| 35 SAVAGE | 0-0 | 0-0 | 0-0 | 0-1-1 | 1 | 0 | 0 | 0 | 0 | 0 | 4 |
| TEAM | | | | 2-2-4 | | | | | | | |
| Totals | 29-64 | 11-23 | 3-6 | 9-21-30 | 26 | 72 | 20 | 10 | 2 | 8 | 200 |

FG 1st: 4-15 26.7 2nd: 5-14 35.7 3rd: 10-22 45.5 4th: 10-13 76.9 Total: 45.3
3FG 1st: 1-4 25.0 2nd: 4-8 50.0 3rd: 3-6 50.0 4th: 3-5 60.0 Total: 47.8
FT 1st: 0-0 0.0 2nd: 1-3 33.3 3rd: 2-2 100.0 4th: 0-1 0.0 Total: 50.0
Deadball Rebounds: 0

Halftime Score: Louisville 41, Middle Tennessee 24

Attendance: 4,516

Officials: Karen Preato, Marc Merritt, Royce Blevins; Technical Fouls: MT - Petty.

Nov. 30, 2016
(Murfreesboro, Tenn.)

Ohio 73, Middle Tennessee 52

| OHIO (5-0) | FG-A | 3FG-A | FT-A | REB | PF | PTS | A | TO | BK | ST | MIN |
|------------------|--------------|--------------|--------------|-----------------|-----------|-----------|-----------|-----------|----------|-----------|------------|
| 11 KARLIS* | 2-3 | 2-3 | 1-2 | 0-0-0 | 3 | 7 | 0 | 1 | 0 | 0 | 13 |
| 15 WEATHERSPOON* | 5-12 | 5-9 | 2-6 | 2-6-8 | 4 | 17 | 2 | 0 | 1 | 4 | 36 |
| 00 AGLER* | 2-5 | 0-2 | 1-2 | 0-2-2 | 0 | 5 | 6 | 4 | 1 | 7 | 36 |
| 05 LAMPKINS* | 4-10 | 0-2 | 1-4 | 4-3-7 | 3 | 9 | 2 | 2 | 0 | 3 | 36 |
| 12 JENKINS* | 2-4 | 1-1 | 2-2 | 1-2-3 | 0 | 7 | 5 | 4 | 0 | 0 | 38 |
| 03 BURKE | 2-7 | 1-3 | 2-2 | 1-0-1 | 1 | 7 | 0 | 0 | 0 | 0 | 14 |
| 10 DOSECK | 3-7 | 2-6 | 1-1 | 0-0-0 | 0 | 9 | 0 | 0 | 0 | 0 | 8 |
| 22 BOESINGER | 4-9 | 2-5 | 2-4 | 2-2-4 | 4 | 12 | 1 | 0 | 0 | 0 | 19 |
| TEAM | | | | 0-0-0 | | | | | | | |
| Totals | 24-57 | 13-31 | 12-23 | 10-15-25 | 15 | 73 | 16 | 11 | 2 | 14 | 200 |

FG 1st: 7-15 46.7 2nd: 5-11 45.5 3rd: 6-16 37.5 4th: 6-15 40.0 Total: 42.1
3FG 1st: 5-10 50.0 2nd: 0-1 0.0 3rd: 3-9 33.3 4th: 5-11 45.5 Total: 41.9
FT 1st: 1-2 50.0 2nd: 2-6 33.3 3rd: 5-8 62.5 4th: 4-7 57.1 Total: 52.2
Deadball Rebounds: 6

| MT (1-3) | FG-A | 3FG-A | FT-A | REB | PF | PTS | A | TO | BK | ST | MIN |
|-----------------|-------|-------|-------|----------|----|-----|---|----|----|----|-----|
| 00 JOHNSON* | 2-13 | 0-1 | 9-10 | 2-4-6 | 2 | 13 | 3 | 1 | 2 | 0 | 25 |
| 23 LYON* | 5-8 | 0-0 | 0-0 | 6-2-8 | 3 | 10 | 0 | 0 | 0 | 2 | 29 |
| 05 SISSOM* | 1-3 | 0-0 | 1-2 | 0-5-5 | 1 | 3 | 2 | 3 | 0 | 0 | 28 |
| 12 LOURO* | 0-2 | 0-2 | 0-0 | 0-2-2 | 3 | 0 | 0 | 2 | 0 | 0 | 15 |
| 20 PETTY* | 6-11 | 1-1 | 1-2 | 2-6-8 | 1 | 14 | 4 | 9 | 0 | 2 | 40 |
| 03 ALLISON | 0-1 | 0-0 | 0-2 | 1-0-1 | 1 | 0 | 0 | 3 | 0 | 0 | 10 |
| 10 MIDDLEBROOKS | 0-1 | 0-0 | 0-0 | 0-0-0 | 0 | 0 | 0 | 0 | 0 | 0 | 7 |
| 13 MAJORS | 3-4 | 0-0 | 2-2 | 2-0-2 | 4 | 8 | 0 | 1 | 1 | 0 | 11 |
| 14 COLLIER | 0-0 | 0-0 | 0-0 | 0-1-1 | 0 | 0 | 0 | 1 | 0 | 1 | 11 |
| 24 REUTER | 1-2 | 0-0 | 0-0 | 1-1-2 | 3 | 2 | 0 | 2 | 0 | 1 | 14 |
| 35 SAVAGE | 1-2 | 0-0 | 0-0 | 0-4-4 | 3 | 2 | 0 | 2 | 0 | 0 | 10 |
| TEAM | | | | 1-3-4 | | | | 2 | | | |
| Totals | 19-47 | 1-4 | 13-18 | 15-28-43 | 21 | 52 | 9 | 26 | 3 | 6 | 200 |



ALEX JOHNSON

Forward • 6-0 • So.-1L • Murfreesboro, Tenn. • Blackman HS

2016-17 Season Highlights:

- Preseason All-Conference USA
- Scored double figures in each game this season and 23 of last 25 games dating to last season
- Season high for free throws (9), assists (3) and blocks (2) vs. Ohio

JOHNSON GAME-BY-GAME

| Opponent | DATE | GS | MIN | FG-FGA | PCT | 3FG-FGA | PCT | FT-FTA | PCT | OFF | DEF | TOT | AVG | PF-FO | A | T/O | BLK | STL | PTS |
|------------|----------|----|-----|--------|------|---------|------|--------|-------|-----|-----|-----|-----|-------|---|-----|-----|-----|-----|
| at UVA | 11/11/16 | * | 30 | 6-13 | .462 | 0-0 | .000 | 1-3 | .333 | 2 | 3 | 5 | 5.0 | 0-0 | 1 | 5 | 1 | 1 | 13 |
| LOUISVILLE | 11/16/16 | * | 24 | 6-14 | .429 | 0-2 | .000 | 1-1 | 1.000 | 0 | 1 | 1 | 3.0 | 4-0 | 1 | 3 | 0 | 1 | 13 |
| at TTU | 11/19/16 | * | 21 | 5-10 | .500 | 0-0 | .000 | 6-9 | .667 | 1 | 2 | 3 | 3.0 | 5-1 | 0 | 2 | 1 | 0 | 16 |
| OHIO | 11/30/16 | * | 25 | 2-13 | .154 | 0-1 | .000 | 9-10 | .900 | 2 | 4 | 6 | 3.8 | 2-0 | 3 | 1 | 2 | 0 | 13 |

JOHNSON SEASON/CAREER GAME HIGHS

Points

Season: 16, at Tennessee Tech (11/19/16)
Career: 29, at UAB (2/21/16)

Field Goals Made

Season: 6, 2x, last vs. Louisville (11/16/16)
Career: 11, at UAB (2/21/16)

3-Point Field Goals Made

Season: 0
Career: 1, 4x, last at UAB (2/21/16)

Free Throws Made

Season: 9, vs. Ohio (11/30/16)
Career: 13, at Rice (1/23/16)

Rebounds

Season: 6, vs. Ohio (11/30/16)
Career: 9, vs. WKU (2/25/16)

Assists

Season: 3, vs. Ohio (11/30/16)
Career: 4, at Florida Atlantic (2/4/16)

Steals

Season: 1, 2x, last vs. Louisville (11/16/16)
Career: 4, vs. Florida State (3/19/16)

Blocks

Season: 2, vs. Ohio (11/30/16)
Career: 3, vs. WKU (1/30/16)

Minutes

Season: 30, vs. Louisville (11/16/16)
Career: 36, 2x, last vs. Florida State (3/19/16)

Double-Figure Scoring

Season: 4
Career: 25

Double-Figure Rebounding

Season: None
Career: Same

Double-Doubles

Season: None
Career: Same

JOHNSON CAREER BY THE NUMBERS

| Year | GP-GS | Min | Avg | FG-A | Pct | 3FG-A | Pct | FT-A | Pct | Off-Def-Tot | Avg | PF-FO | A | TO | Blk | Stl | Pts | Avg |
|--------------|--------------|------------|-------------|----------------|-------------|-------------|-------------|----------------|-------------|------------------|------------|--------------|-----------|-----------|-----------|-----------|------------|-------------|
| 2015-16 | 33-32 | 781 | 23.7 | 152-291 | .522 | 4-16 | .250 | 91-130 | .700 | 55-62-117 | 3.5 | 116-5 | 27 | 72 | 26 | 35 | 399 | 12.1 |
| 2016-17 | 4-4 | 100 | 25.0 | 19-50 | .380 | 0-3 | .000 | 17-23 | .739 | 5-10-15 | 3.8 | 11-1 | 5 | 11 | 4 | 2 | 55 | 13.8 |
| TOTAL | 37-36 | 881 | 23.8 | 171-341 | .501 | 4-19 | .211 | 108-153 | .706 | 60-72-132 | 3.6 | 127-6 | 32 | 83 | 30 | 37 | 454 | 12.3 |



KYLA ALLISON

Guard • 6-0 • Fr.-HS • Orlando, Fla. • Wekiva HS

2016-17 Season Highlights:

- Made first career start vs. Tennessee Tech (11/19/16)
- Has played in every game
- Scored first career points vs. Louisville, finishing with four

ALLISON GAME-BY-GAME

| Opponent | DATE | GS | MIN | FG-FGA | PCT | 3FG-FGA | PCT | FT-FTA | PCT | OFF | DEF | TOT | AVG | PF-FO | A | T/O | BLK | STL | PTS |
|------------|----------|----|-----|--------|------|---------|------|--------|------|-----|-----|-----|-----|-------|---|-----|-----|-----|-----|
| at UVA | 11/11/16 | | 3 | 0-1 | .000 | 0-0 | .000 | 0-0 | .000 | 0 | 1 | 1 | 1.0 | 0-0 | 0 | 0 | 0 | 0 | 0 |
| LOUISVILLE | 11/16/16 | | 22 | 2-4 | .500 | 0-2 | .000 | 0-1 | .000 | 1 | 1 | 2 | 1.5 | 1-0 | 1 | 1 | 0 | 0 | 4 |
| at TTU | 11/19/16 | * | 11 | 0-1 | .000 | 0-1 | .000 | 0-0 | .000 | 0 | 0 | 0 | 1.0 | 2-0 | 1 | 1 | 1 | 0 | 0 |
| OHIO | 11/30/16 | | 10 | 0-1 | .000 | 0-0 | .000 | 0-2 | .000 | 1 | 0 | 1 | 1.0 | 1-0 | 0 | 3 | 0 | 0 | 0 |

ALLISON SEASON/CAREER GAME HIGHS

Points

Season: 4, vs. Louisville (11/16/16)
Career: Same

Field Goals Made

Season: 2, vs. Louisville (11/16/16)
Career: Same

3-Point Field Goals Made

Season: None
Career: Same

Free Throws Made

Season: None
Career: Same

Rebounds

Season: 2, vs. Louisville (11/16/16)
Career: Same

Assists

Season: 1, 2x, last vs. Tennessee Tech (11/19/16)
Career: Same

Steals

Season: None
Career: Same

Blocks

Season: 1, at Tennessee Tech (11/19/16)
Career: Same

Minutes

Season: 22, vs. Louisville (11/16/16)
Career: Same

Double-Figure Scoring

Season: None
Career: Same

Double-Figure Rebounding

Season: None
Career: Same

Double-Doubles

Season: None
Career: Same

ALLISON CAREER BY THE NUMBERS

| Year | GP-GS | Min | Avg | FG-A | Pct | 3FG-A | Pct | FT-A | Pct | Off-Def-Tot | Avg | PF-FO | A | TO | Blk | Stl | Pts | Avg |
|---------|-------|-----|------|------|------|-------|------|------|------|-------------|-----|-------|---|----|-----|-----|-----|-----|
| 2016-17 | 4-1 | 46 | 11.5 | 2-7 | .286 | 0-3 | .000 | 0-3 | .000 | 2-2-4 | 1.0 | 4-0 | 2 | 5 | 1 | 0 | 4 | 1.0 |



ABBEY SISSOM

Guard • 5-8 • Jr.-2L • Woodbury, Tenn. • Cannon Co. HS

2016-17 Season Highlights:

- Tied career high with six field goals at Tenn. Tech (11/19/16)
- Scored all 16 points at Tenn. Tech in second half, including 3-of-3 from 3-point range in fourth quarter
- Tied season high with five rebounds vs. Ohio (11/30/16)

SISSOM GAME-BY-GAME

| Opponent | DATE | GS | MIN | FG-FGA | PCT | 3FG-FGA | PCT | FT-FTA | PCT | OFF | DEF | TOT | AVG | PF-FO | A | T/O | BLK | STL | PTS |
|------------|----------|----|-----|--------|------|---------|------|--------|------|-----|-----|-----|-----|-------|---|-----|-----|-----|-----|
| at UVA | 11/11/16 | * | 33 | 2-9 | .222 | 1-5 | .200 | 0-0 | .000 | 1 | 1 | 2 | 2.0 | 3-0 | 2 | 3 | 0 | 2 | 5 |
| LOUISVILLE | 11/16/16 | * | 31 | 2-9 | .222 | 2-4 | .500 | 0-0 | .000 | 1 | 4 | 5 | 3.5 | 1-0 | 3 | 3 | 0 | 2 | 6 |
| at TTU | 11/19/16 | * | 38 | 6-11 | .545 | 3-4 | .750 | 1-2 | .500 | 0 | 1 | 1 | 2.7 | 2-0 | 3 | 3 | 0 | 1 | 16 |
| OHIO | 11/30/16 | * | 28 | 1-3 | .333 | 0-0 | .000 | 1-2 | .500 | 0 | 5 | 5 | 3.3 | 1-0 | 2 | 3 | 0 | 0 | 3 |

SISSOM SEASON/CAREER GAME HIGHS

Points

Season: 16, at Tennessee Tech (11/19/16)
Career: 17, vs. Southern Miss (1/15/15)

Field Goals Made

Season: 6, at Tennessee Tech (11/19/16)
Career: 6, 2x, last at Tennessee Tech (11/19/16)

3-Point Field Goals Made

Season: 3, at Tennessee Tech (11/19/16)
Career: 5, vs. Southern Miss (1/15/15)

Free Throws Made

Season: 1, 2x last vs. Ohio (11/30/16)
Career: 4, 2x, last vs. Ole Miss (11/22/15)

Rebounds

Season: 5, 2x, last vs. Ohio (11/30/16)
Career: 6, 2x, last vs. Old Dominion (1/16/16)

Assists

Season: 3, 2x, last at Tennessee Tech (11/19/16)
Career: 6, at Rice (1/23/16)

Steals

Season: 2, 2x, last vs. Louisville (11/16/16)
Career: 3, 4x, last at North Texas (1/21/16)

Blocks

Season: None
Career: Same

Minutes

Season: 38, at Tennessee Tech (11/19/16)
Career: 39, at UAB (2/21/16)

Double-Figure Scoring

Season: 1
Career: 14

Double-Figure Rebounding

Season: None
Career: Same

Double-Doubles

Season: None
Career: Same

SISSOM CAREER BY THE NUMBERS

| Year | GP-GS | Min | Avg | FG-A | Pct | 3FG-A | Pct | FT-A | Pct | Off-Def-Tot | Avg | PF-FO | A | TO | Blk | Stl | Pts | Avg |
|--------------|--------------|-------------|-------------|----------------|-------------|---------------|-------------|--------------|-------------|------------------|------------|-------------|-----------|-----------|----------|-----------|------------|------------|
| 2014-15 | 29-1 | 269 | 9.3 | 20-71 | .282 | 14-52 | .269 | 1-4 | .250 | 7-10-17 | 0.6 | 14-0 | 17 | 14 | 0 | 12 | 55 | 1.9 |
| 2015-16 | 33-21 | 818 | 24.8 | 83-237 | .350 | 44-128 | .344 | 26-35 | .743 | 17-57-74 | 2.2 | 59-1 | 67 | 63 | 1 | 25 | 236 | 7.2 |
| 2016-17 | 4-4 | 130 | 32.5 | 11-32 | .344 | 6-13 | .462 | 2-4 | .500 | 2-11-13 | 3.3 | 7-0 | 10 | 12 | 0 | 5 | 30 | 7.5 |
| TOTAL | 66-26 | 1217 | 18.4 | 114-340 | .335 | 64-193 | .332 | 29-43 | .674 | 26-78-104 | 1.6 | 80-1 | 94 | 89 | 1 | 42 | 321 | 4.9 |



SHAYLA MIDDLEBROOKS

Guard • 5-8 • Fr.-HS • Elyria, Ohio • Elyria HS

2016-17 Season Highlights:

- Made collegiate debut vs. Ohio (11/30/16)

MIDDLEBROOKS GAME-BY-GAME

| Opponent | DATE | GS | MIN | FG-FGA | PCT | 3FG-FGA | PCT | FT-FTA | PCT | OFF | DEF | TOT | AVG | PF-FO | A | T/O | BLK | STL | PTS |
|------------|----------|----|-----|--------|------|---------|------|--------|------|-----|-----|-----|-----|-------|---|-----|-----|-----|-----|
| at UVA | 11/11/16 | | | | | | | | | DNP | | | | | | | | | |
| LOUISVILLE | 11/16/16 | | | | | | | | | DNP | | | | | | | | | |
| at TTU | 11/19/16 | | | | | | | | | DNP | | | | | | | | | |
| OHIO | 11/30/16 | | 7 | 0-1 | .000 | 0-0 | .000 | 0-0 | .000 | 0 | 0 | 0 | 0.0 | 0-0 | 0 | 0 | 0 | 0 | 0 |

MIDDLEBROOKS SEASON/CAREER GAME HIGHS

Points

Season: None
Career: Same

Field Goals Made

Season: None
Career: Same

3-Point Field Goals Made

Season: None
Career: Same

Free Throws Made

Season: None
Career: Same

Rebounds

Season: None
Career: Same

Assists

Season: None
Career: Same

Steals

Season: None
Career: Same

Blocks

Season: None
Career: Same

Minutes

Season: 7, vs Ohio (11/30/16)
Career: Same

Double-Figure Scoring

Season: None
Career: Same

Double-Figure Rebounding

Season: None
Career: Same

Double-Doubles

Season: None
Career: Same

MIDDLEBROOKS CAREER BY THE NUMBERS

| Year | GP-GS | Min | Avg | FG-A | Pct | 3FG-A | Pct | FT-A | Pct | Off-Def-Tot | Avg | PF-FO | A | TO | Blk | Stl | Pts | Avg |
|---------|-------|-----|-----|------|------|-------|------|------|------|-------------|-----|-------|---|----|-----|-----|-----|-----|
| 2016-17 | 1-0 | 7 | 7.0 | 0-1 | .000 | 0-0 | .000 | 0-0 | .000 | 0-0-0 | 0.0 | 0-0 | 0 | 0 | 0 | 0 | 0 | 0.0 |



JESS LOURO

Guard • 5-10 • So.-1L • Wall, N.J. • St. Rose HS

2016-17 Season Highlights:

- Scored career-high nine points and six rebounds vs. No. 5 Louisville, both career highs
- Earned first career start vs. Ohio (11/30/16)

LOURO GAME-BY-GAME

| Opponent | DATE | GS | MIN | FG-FGA | PCT | 3FG-FGA | PCT | FT-FTA | PCT | OFF | DEF | TOT | AVG | PF-FO | A | T/O | BLK | STL | PTS |
|------------|----------|----|-----|--------|------|---------|------|--------|------|-----|-----|-----|-----|-------|---|-----|-----|-----|-----|
| at UVA | 11/11/16 | | 19 | 0-4 | .000 | 0-4 | .000 | 0-0 | .000 | 2 | 1 | 3 | 3.0 | 4-0 | 1 | 0 | 0 | 1 | 0 |
| LOUISVILLE | 11/16/16 | | 18 | 3-8 | .375 | 3-5 | .600 | 0-0 | .000 | 2 | 4 | 6 | 4.5 | 4-0 | 1 | 0 | 0 | 1 | 9 |
| at TTU | 11/19/16 | | 24 | 1-4 | .250 | 1-4 | .250 | 0-0 | .000 | 2 | 2 | 4 | 4.3 | 4-0 | 4 | 1 | 0 | 2 | 3 |
| OHIO | 11/30/16 | * | 15 | 0-2 | .000 | 0-2 | .000 | 0-0 | .000 | 0 | 2 | 2 | 3.8 | 3-0 | 0 | 2 | 0 | 0 | 0 |

LOURO SEASON/CAREER GAME HIGHS

Points

Season: 9, vs. Louisville (11/16/16)
Career: Same

Field Goals Made

Season: 3, vs. Louisville (11/16/16)
Career: Same

3-Point Field Goals Made

Season: 3, vs. Louisville (11/16/16)
Career: Same

Free Throws Made

Season: None
Career: 1, at FIU (2/6/16)

Rebounds

Season: 6, vs. Louisville (11/16/16)
Career: Same

Assists

Season: 4, at Tennessee Tech (11/19/16)
Career: Same

Steals

Season: 2, at Tennessee Tech (11/19/16)
Career: 2, 2x, last at Tennessee Tech (11/19/16)

Blocks

Season: None
Career: Same

Minutes

Season: 24, at Tennessee Tech (11/19/16)
Career: Same

Double-Figure Scoring

Season: None
Career: Same

Double-Figure Rebounding

Season: None
Career: Same

Double-Doubles

Season: None
Career: Same

LOURO CAREER BY THE NUMBERS

| Year | GP-GS | Min | Avg | FG-A | Pct | 3FG-A | Pct | FT-A | Pct | Off-Def-Tot | Avg | PF-FO | A | TO | Blk | Stl | Pts | Avg |
|--------------|-------------|------------|------------|-------------|-------------|-------------|-------------|------------|-------------|-----------------|------------|-------------|----------|----------|----------|-----------|-----------|------------|
| 2015-16 | 14-0 | 43 | 3.1 | 3-15 | .200 | 1-10 | .100 | 1-6 | .167 | 4-2-6 | 0.4 | 2-0 | 3 | 0 | 0 | 6 | 8 | 0.6 |
| 2016-17 | 4-1 | 76 | 19.0 | 4-18 | .222 | 4-15 | .267 | 0-0 | .000 | 6-9-15 | 3.8 | 15-0 | 6 | 3 | 0 | 4 | 12 | 3.0 |
| TOTAL | 18-1 | 119 | 6.6 | 7-33 | .212 | 5-25 | .200 | 1-6 | .167 | 10-11-21 | 1.2 | 17-0 | 9 | 3 | 0 | 10 | 20 | 1.1 |



JORDAN MAJORS

Forward • 6-0 • So.-1L • Nashville, Tenn. • Martin Luther King Magnet School

2016-17 Season Highlights:

- Shooting 80 percent from the field
- Career high 11 minutes vs. Tennessee Tech (11/19/16)
- Career high for points (8) & field goals (3) vs. Ohio (11/30/16)

MAJORS GAME-BY-GAME

| Opponent | DATE | GS | MIN | FG-FGA | PCT | 3FG-FGA | PCT | FT-FTA | PCT | OFF | DEF | TOT | AVG | PF-FO | A | T/O | BLK | STL | PTS |
|------------|----------|----|-----|--------|-------|---------|------|--------|-------|-----|-----|-----|-----|-------|---|-----|-----|-----|-----|
| at UVA | 11/11/16 | | 7 | 2-3 | .667 | 0-0 | .000 | 0-0 | .000 | 1 | 2 | 3 | 3.0 | 1-0 | 0 | 1 | 1 | 0 | 4 |
| LOUISVILLE | 11/16/16 | | 6 | 1-1 | 1.000 | 0-0 | .000 | 0-0 | .000 | 0 | 0 | 0 | 1.5 | 3-0 | 2 | 3 | 0 | 0 | 2 |
| at TTU | 11/19/16 | | 11 | 1-1 | 1.000 | 0-0 | .000 | 0-0 | .000 | 1 | 2 | 3 | 2.0 | 0-0 | 0 | 0 | 0 | 0 | 2 |
| OHIO | 11/30/16 | | 11 | 3-4 | .750 | 0-0 | .000 | 2-2 | 1.000 | 2 | 0 | 2 | 2.0 | 4-0 | 0 | 1 | 1 | 0 | 8 |

MAJORS SEASON/CAREER GAME HIGHS

Points

Season: 8, vs. Ohio (11/30/16)
Career: Same

Field Goals Made

Season: 3, vs. Ohio (11/30/16)
Career: Same

3-Point Field Goals Made

Season: None
Career: Same

Free Throws Made

Season: 2, vs. Ohio (11/30/16)
Career: Same

Rebounds

Season: 3, at Virginia (11/11/16)
Career: Same

Assists

Season: 2, Louisville (11/16/16)
Career: Same

Steals

Season: None
Career: Same

Blocks

Season: 1, 2x, last vs. Ohio (11/30/16)
Career: 1, 3x, last vs. Ohio (11/30/16)

Minutes

Season: 11, 2x, last vs. Ohio (11/30/16)
Career: Same

Double-Figure Scoring

Season: None
Career: Same

Double-Figure Rebounding

Season: None
Career: Same

Double-Doubles

Season: None
Career: Same

MAJORS CAREER BY THE NUMBERS

| Year | GP-GS | Min | Avg | FG-A | Pct | 3FG-A | Pct | FT-A | Pct | Off-Def-Tot | Avg | PF-FO | A | TO | Blk | Stl | Pts | Avg |
|--------------|-------------|-----------|------------|--------------|-------------|------------|-------------|------------|-------------|---------------|------------|-------------|----------|----------|----------|----------|-----------|------------|
| 2015-16 | 12-0 | 30 | 2.5 | 3-7 | .429 | 0-0 | .000 | 0-1 | .000 | 4-3-7 | 0.6 | 4-0 | 2 | 0 | 1 | 0 | 6 | 0.5 |
| 2016-17 | 4-0 | 35 | 8.8 | 7-9 | .778 | 0-0 | .000 | 2-2 | 1.000 | 4-4-8 | 2.0 | 8-0 | 2 | 5 | 2 | 0 | 16 | 4.0 |
| TOTAL | 16-0 | 65 | 4.1 | 10-16 | .625 | 0-0 | .000 | 2-3 | .667 | 8-7-15 | 0.9 | 12-0 | 4 | 5 | 3 | 0 | 22 | 1.4 |



KATIE COLLIER

Guard • 5-9 • So.-1L • Knoxville, Tenn. • Webb School of Knoxville

2016-17 Season Highlights:

- Made first career start vs. Virginia (11/11/16)

COLLIER GAME-BY-GAME

| Opponent | DATE | GS | MIN | FG-FGA | PCT | 3FG-FGA | PCT | FT-FTA | PCT | OFF | DEF | TOT | AVG | PF-FO | A | T/O | BLK | STL | PTS |
|------------|----------|----|-----|--------|------|---------|------|--------|------|-----|-----|-----|-----|-------|---|-----|-----|-----|-----|
| at UVA | 11/11/16 | * | 18 | 2-6 | .333 | 1-3 | .333 | 0-0 | .000 | 1 | 2 | 3 | 3.0 | 5-1 | 3 | 1 | 0 | 0 | 5 |
| LOUISVILLE | 11/16/16 | * | 4 | 0-0 | .000 | 0-0 | .000 | 0-0 | .000 | 0 | 1 | 1 | 2.0 | 0-0 | 1 | 2 | 0 | 0 | 0 |
| at TTU | 11/19/16 | | 7 | 0-1 | .000 | 0-0 | .000 | 0-0 | .000 | 0 | 0 | 0 | 1.3 | 0-0 | 1 | 1 | 0 | 0 | 0 |
| OHIO | 11/30/16 | | 11 | 0-0 | .000 | 0-0 | .000 | 0-0 | .000 | 0 | 1 | 1 | 1.3 | 0-0 | 0 | 1 | 0 | 1 | 0 |

COLLIER SEASON/CAREER GAME HIGHS

Points

Season: 5, at Virginia (11/11/16)
Career: Same

Field Goals Made

Season: 2, at Virginia (11/11/16)
Career: Same

3-Point Field Goals Made

Season: 1, at Virginia (11/11/16)
Career: Same

Free Throws Made

Season: None
Career: 1, at Ohio (12/29/15)

Rebounds

Season: 3, at Virginia (11/11/16)
Career: Same

Assists

Season: 3, at Virginia (11/11/16)
Career: Same

Steals

Season: None
Career:

Blocks

Season: None
Career: Same

Minutes

Season: 18, at Virginia (11/11/16)
Career: Same

Double-Figure Scoring

Season: None
Career: Same

Double-Figure Rebounding

Season: None
Career: Same

Double-Doubles

Season: None
Career: Same

COLLIER CAREER BY THE NUMBERS

| Year | GP-GS | Min | Avg | FG-A | Pct | 3FG-A | Pct | FT-A | Pct | Off-Def-Tot | Avg | PF-FO | A | TO | Blk | Stl | Pts | Avg |
|--------------|-------------|-----------|------------|-------------|-------------|-------------|-------------|------------|-------------|----------------|------------|-------------|----------|-----------|----------|----------|----------|------------|
| 2015-16 | 19-0 | 58 | 3.1 | 0-14 | .000 | 0-9 | .000 | 1-4 | .250 | 4-6-10 | 0.5 | 12-0 | 2 | 10 | 0 | 2 | 1 | 0.1 |
| 2016-17 | 4-2 | 40 | 10.0 | 2-7 | .286 | 1-3 | .333 | 0-0 | .000 | 1-4-5 | 1.3 | 5-1 | 5 | 5 | 0 | 1 | 5 | 1.3 |
| TOTAL | 23-2 | 98 | 4.3 | 2-21 | .095 | 1-12 | .083 | 1-4 | .250 | 5-10-15 | 0.7 | 17-1 | 7 | 15 | 0 | 3 | 6 | 0.3 |



TY PETTY

Guard • 5-7 • Sr.-3L • Murfreesboro, Tenn. • Riverdale HS

2016-17 Season Highlights:

- Preseason All-Conference USA
- Needs 110 points to become 30th member of 1,000-point club
- Needs four assists to move into 10th on career list
- Has played 40 in 3 of 4 games and is 2nd nationally in minutes played per game (39.7)
- Recorded double-double with 27 points and 11 assists vs. Louisville
- Career-high eight rebounds vs. Ohio (11/30/16)

PETTY GAME-BY-GAME

| Opponent | DATE | GS | MIN | FG-FGA | PCT | 3FG-FGA | PCT | FT-FTA | PCT | OFF | DEF | TOT | AVG | PF-FO | A | T/O | BLK | STL | PTS |
|------------|----------|----|-----|--------|------|---------|-------|--------|-------|-----|-----|-----|-----|-------|----|-----|-----|-----|-----|
| at UVA | 11/11/16 | * | 40 | 3-12 | .250 | 2-9 | .222 | 3-3 | 1.000 | 0 | 2 | 2 | 2.0 | 2-0 | 1 | 4 | 0 | 0 | 11 |
| LOUISVILLE | 11/16/16 | * | 39 | 10-17 | .588 | 5-9 | .556 | 2-3 | .667 | 0 | 0 | 0 | 1.0 | 3-0 | 11 | 5 | 0 | 3 | 27 |
| at TTU | 11/19/16 | * | 40 | 5-9 | .556 | 0-2 | .000 | 2-3 | .667 | 0 | 4 | 4 | 2.0 | 2-0 | 2 | 6 | 1 | 3 | 12 |
| OHIO | 11/30/16 | * | 40 | 6-11 | .545 | 1-1 | 1.000 | 1-2 | .500 | 2 | 6 | 8 | 3.5 | 1-0 | 4 | 9 | 0 | 2 | 14 |

PETTY SEASON/CAREER GAME HIGHS

Points

Season: 27, vs. Louisville (11/16/16)
Career: 29, vs. Ole Mis (3/26/15)

Field Goals Made

Season: 10, vs. Louisville (11/16/16)
Career: 11, vs. Ole Miss (3/26/15)

3-Point Field Goals Made

Season: 5, vs. Louisville (11/16/16)
Career: 6, vs. SE Louisiana (11/29/13)

Free Throws Made

Season: 3, at Virginia (11/11/16)
Career: 6, 5x, last vs. Old Dominion (3/12/16)

Rebounds

Season: 8, vs. Ohio (11/30/16)
Career: Same

Assists

Season: 11, vs. Louisville (11/16/16)
Career: 13, vs. Rice (3/10/16)

Steals

Season: 3, 2x, last at Tennessee Tech (11/19/16)
Career: 6, vs. LA Tech (2/11/16)

Blocks

Season: 1, at Tennessee Tech (11/19/16)
Career: 1, 7x, last at Tennessee Tech (11/19/16)

Minutes

Season: 40, 3x, last vs. Ohio (11/30/16)
Career: 44, at Southern Miss (2/5/15)

Double-Figure Scoring

Season: 4
Career: 50

Double-Figure Assists

Season: 1
Career: 6

Double-Doubles

Season: 1
Career: 5

PETTY CAREER BY THE NUMBERS

| Year | GP-GS | Min | Avg | FG-A | Pct | 3FG-A | Pct | FT-A | Pct | Off-Def-Tot | Avg | PF-FO | A | TO | Blk | Stl | Pts | Avg |
|--------------|--------------|-------------|-------------|----------------|-------------|---------------|-------------|----------------|-------------|-------------------|------------|--------------|------------|------------|----------|------------|------------|------------|
| 2013-14 | 25-0 | 129 | 5.2 | 9-26 | .346 | 8-20 | .400 | 5-7 | .714 | 2-11-13 | 0.5 | 28-0 | 10 | 19 | 0 | 4 | 31 | 1.2 |
| 2014-15 | 34-31 | 1081 | 31.8 | 149-358 | .416 | 44-146 | .301 | 51-81 | .630 | 22-75-97 | 2.9 | 82-1 | 149 | 108 | 2 | 58 | 393 | 11.6 |
| 2015-16 | 33-33 | 1149 | 34.8 | 142-369 | .385 | 37-140 | .264 | 81-104 | .779 | 24-80-104 | 3.2 | 82-0 | 195 | 119 | 4 | 62 | 402 | 12.2 |
| 2016-17 | 4-4 | 159 | 39.8 | 24-49 | .490 | 8-21 | .381 | 8-11 | .727 | 2-12-14 | 3.5 | 8-0 | 18 | 24 | 1 | 8 | 64 | 16.0 |
| TOTAL | 96-68 | 2518 | 26.2 | 324-802 | .404 | 97-327 | .297 | 145-203 | .714 | 50-178-228 | 2.4 | 200-1 | 372 | 270 | 7 | 132 | 890 | 9.3 |



GABBY LYON

Forward • 6-0 • Jr.-3L • Johnson City, Tenn. • Science Hill HS

2016-17 Season Highlights:

- Tied career high with four steals at Tennessee Tech (11/19/16)
- Tied season high for points (10) and rebounds (8) vs. Ohio (11/30/16)
- Shooting .636 (14-of-22) from the field, which is second in C-USA

LYON GAME-BY-GAME

| Opponent | DATE | GS | MIN | FG-FGA | PCT | 3FG-FGA | PCT | FT-FTA | PCT | OFF | DEF | TOT | AVG | PF-FO | A | T/O | BLK | STL | PTS |
|------------|----------|----|-----|--------|-------|---------|------|--------|-------|-----|-----|-----|-----|-------|---|-----|-----|-----|-----|
| at UVA | 11/11/16 | * | 24 | 2-3 | .667 | 0-0 | .000 | 3-4 | .750 | 3 | 3 | 6 | 6.0 | 4-0 | 2 | 1 | 0 | 2 | 7 |
| LOUISVILLE | 11/16/16 | * | 27 | 2-2 | 1.000 | 0-0 | .000 | 0-0 | .000 | 1 | 2 | 3 | 4.5 | 4-0 | 0 | 0 | 0 | 1 | 4 |
| at TTU | 11/19/16 | * | 33 | 5-9 | .556 | 0-0 | .000 | 2-2 | 1.000 | 3 | 5 | 8 | 5.7 | 4-0 | 0 | 4 | 0 | 4 | 12 |
| OHIO | 11/30/16 | * | 29 | 5-8 | .625 | 0-0 | .000 | 0-0 | .000 | 6 | 2 | 8 | 6.3 | 3-0 | 0 | 0 | 0 | 2 | 10 |

LYON SEASON/CAREER GAME HIGHS

Points

Season: 12, at Tennessee Tech (11/19/16)
Career: 15, vs. North Texas (2/14/15)

Field Goals Made

Season: 5, 2x, last vs. Ohio (11/30/16)
Career: 7, vs. North Texas (2/14/15)

3-Point Field Goals Made

Season: None
Career: 1, 2x, last at UTEP (1/7/16)

Free Throws Made

Season: 3, at Virginia (11/11/16)
Career: 3, 2x, last at Virginia (11/11/16)

Rebounds

Season: 8, 2x, last vs. Ohio (11/30/16)
Career: 13, vs. ODU (3/12/16)

Assists

Season: 2, at Virginia (11/11/16)
Career: 5, 2x, last vs. Florida Atlantic (3/3/16)

Steals

Season: 4, at Tennessee Tech (11/19/16)
Career: 4, 4x, last at Tennessee Tech (11/19/16)

Blocks

Season: None
Career: 3, at UAB (2/21/16)

Minutes

Season: 33, at Tennessee Tech (11/19/16)
Career: 38, vs. LA Tech (2/11/16)

Double-Figure Scoring

Season: 2
Career: 5

Double-Figure Rebounding

Season: None
Career: 1

Double-Doubles

Season: None
Career: Same

LYON CAREER BY THE NUMBERS

| Year | GP-GS | Min | Avg | FG-A | Pct | 3FG-A | Pct | FT-A | Pct | Off-Def-Tot | Avg | PF-FO | A | TO | Blk | Stl | Pts | Avg |
|--------------|--------------|-------------|-------------|---------------|-------------|------------|-------------|--------------|-------------|-------------------|------------|--------------|-----------|-----------|-----------|-----------|------------|------------|
| 2014-15 | 29-3 | 210 | 7.2 | 15-27 | .556 | 1-2 | .500 | 11-18 | .611 | 16-11-27 | 0.9 | 46-1 | 3 | 13 | 5 | 6 | 42 | 1.4 |
| 2015-16 | 33-21 | 789 | 23.9 | 53-88 | .602 | 1-1 | 1.000 | 16-34 | .471 | 74-76-150 | 4.5 | 116-8 | 47 | 39 | 17 | 41 | 123 | 3.7 |
| 2016-17 | 4-4 | 113 | 28.3 | 14-22 | .636 | 0-0 | .000 | 5-6 | .833 | 13-12-25 | 6.3 | 15-0 | 2 | 5 | 0 | 9 | 33 | 8.3 |
| TOTAL | 66-28 | 1112 | 16.8 | 82-137 | .599 | 2-3 | .667 | 32-58 | .552 | 103-99-202 | 3.1 | 177-9 | 52 | 57 | 22 | 56 | 198 | 3.0 |



REBECCA REUTER

Forward • 6-3 • Jr.-3L • Cleveland, Tenn. • Bradley Central HS

2016-17 Season Highlights:

- Strong all-around game vs. Louisville with 7 points, 7 rebounds and 2 blocks

REUTER GAME-BY-GAME

| Opponent | DATE | GS | MIN | FG-FGA | PCT | 3FG-FGA | PCT | FT-FTA | PCT | OFF | DEF | TOT | AVG | PF-FO | A | T/O | BLK | STL | PTS |
|------------|----------|----|-----|--------|------|---------|-------|--------|------|-----|-----|-----|-----|-------|---|-----|-----|-----|-----|
| at UVA | 11/11/16 | | 19 | 2-5 | .400 | 0-0 | .000 | 0-0 | .000 | 3 | 2 | 5 | 5.0 | 4-0 | 2 | 7 | 0 | 0 | 4 |
| LOUISVILLE | 11/16/16 | | 25 | 3-9 | .333 | 1-1 | 1.000 | 0-1 | .000 | 2 | 5 | 7 | 6.0 | 5-1 | 0 | 2 | 2 | 0 | 7 |
| at TTU | 11/19/16 | | 15 | 3-5 | .600 | 0-0 | .000 | 6-7 | .857 | 1 | 1 | 2 | 4.7 | 3-0 | 1 | 0 | 1 | 1 | 12 |
| OHIO | 11/30/16 | | 14 | 1-2 | .500 | 0-0 | .000 | 0-0 | .000 | 1 | 1 | 2 | 4.0 | 3-0 | 0 | 2 | 0 | 1 | 2 |

REUTER SEASON/CAREER GAME HIGHS

Points

Season: 12, at Tennessee Tech (11/19/16)
Career: 18, at FIU (2/6/16)

Field Goals Made

Season: 3, 2x, last at Tennessee Tech (11/19/16)
Career: 7, at FIU (2/6/16)

3-Point Field Goals Made

Season: 1, vs. Louisville (11/16/16)
Career: 2, at FIU (2/6/16)

Free Throws Made

Season: 6, at Tennessee Tech (11/19/16)
Career: Same

Rebounds

Season: 7, vs. Louisville (11/16/16)
Career: 10, at FIU (2/6/16)

Assists

Season: 2, at Virginia (11/11/16)
Career: 3, 2x, last vs. UAB (2/28/15)

Steals

Season: 2, Louisville (11/16/16)
Career: 3, vs. FIU (2/6/16)

Blocks

Season: 2, vs. Louisville (11/16/16)
Career: 4, at WKU (2/21/15)

Minutes

Season: 25, vs. Louisville (11/16/16)
Career: 31, vs. Kentucky (12/13/15)

Double-Figure Scoring

Season: 1
Career: 7

Double-Figure Rebounding

Season: None
Career: 1

Double-Doubles

Season: None
Career: 1

REUTER CAREER BY THE NUMBERS

| Year | GP-GS | Min | Avg | FG-A | Pct | 3FG-A | Pct | FT-A | Pct | Off-Def-Tot | Avg | PF-FO | A | TO | Blk | Stl | Pts | Avg |
|--------------|--------------|-------------|-------------|----------------|-------------|--------------|-------------|---------------|-------------|-------------------|------------|--------------|-----------|------------|-----------|-----------|------------|------------|
| 2014-15 | 33-18 | 421 | 12.8 | 30-85 | .353 | 7-23 | .304 | 18-27 | .667 | 26-59-85 | 2.6 | 68-2 | 16 | 31 | 21 | 11 | 85 | 2.6 |
| 2015-16 | 33-10 | 630 | 19.1 | 74-156 | .474 | 8-21 | .381 | 49-75 | .653 | 49-116-165 | 5.0 | 107-3 | 32 | 79 | 21 | 16 | 205 | 6.2 |
| 2016-17 | 4-0 | 73 | 18.3 | 9-21 | .429 | 1-1 | 1.000 | 6-8 | .750 | 7-9-16 | 4.0 | 15-1 | 3 | 11 | 3 | 2 | 25 | 6.3 |
| TOTAL | 70-28 | 1124 | 16.1 | 113-262 | .431 | 16-45 | .356 | 73-110 | .664 | 82-184-266 | 3.8 | 190-6 | 51 | 121 | 45 | 29 | 315 | 4.5 |



CHARITY SAVAGE

Forward • 6-0 • Fr.-HS • Memphis, Tenn. • Bartlett HS

2016-17 Season Highlights:

- Made collegiate debut and scored first career points at Virginia (11/11/16)
- Established season highs for rebounds (4) and minutes (10) vs. Ohio (11/30/16)

SAVAGE GAME-BY-GAME

| Opponent | DATE | GS | MIN | FG-FGA | PCT | 3FG-FGA | PCT | FT-FTA | PCT | OFF | DEF | TOT | AVG | PF-FO | A | T/O | BLK | STL | PTS |
|------------|----------|----|-----|--------|------|---------|------|--------|------|-----|-----|-----|-----|-------|---|-----|-----|-----|-----|
| at UVA | 11/11/16 | | 7 | 1-2 | .500 | 0-1 | .000 | 0-0 | .000 | 0 | 0 | 0 | 0.0 | 2-0 | 1 | 2 | 0 | 0 | 2 |
| LOUISVILLE | 11/16/16 | | 4 | 0-0 | .000 | 0-0 | .000 | 0-0 | .000 | 0 | 1 | 1 | 0.5 | 1-0 | 0 | 0 | 0 | 0 | 0 |
| at TTU | 11/19/16 | | | | | | | | | DNP | | | | | | | | | |
| OHIO | 11/30/16 | | 10 | 1-2 | .500 | 0-0 | .000 | 0-0 | .000 | 0 | 4 | 4 | 1.7 | 3-0 | 0 | 2 | 0 | 0 | 2 |

SAVAGE SEASON/CAREER GAME HIGHS

Points

Season: 2, 2x, last vs. Ohio (11/30/16)
Career: Same

Field Goals Made

Season: 1, 2x, last vs. Ohio (11/30/16)
Career: Same

3-Point Field Goals Made

Season: None
Career: Same

Free Throws Made

Season: None
Career: Same

Rebounds

Season: 4, vs. Ohio (11/30/16)
Career: Same

Assists

Season: 1, at Virginia (11/11/16)
Career: Same

Steals

Season: None
Career: Same

Blocks

Season: None
Career: Same

Minutes

Season: 10, vs. Ohio (11/30/16)
Career: Same

Double-Figure Scoring

Season: None
Career: Same

Double-Figure Rebounding

Season: None
Career: Same

Double-Doubles


Season: None
Career: Same

SAVAGE CAREER BY THE NUMBERS

| Year | GP-GS | Min | Avg | FG-A | Pct | 3FG-A | Pct | FT-A | Pct | Off-Def-Tot | Avg | PF-FO | A | TO | Blk | Stl | Pts | Avg |
|---------|-------|-----|-----|------|------|-------|------|------|------|-------------|-----|-------|---|----|-----|-----|-----|-----|
| 2016-17 | 3-0 | 21 | 7.0 | 2-4 | .500 | 0-1 | .000 | 0-0 | .000 | 0-5-5 | 1.7 | 6-0 | 1 | 4 | 0 | 0 | 4 | 1.3 |



Alex Johnson
F • 6-0 • So.-1L
Murfreesboro, Tenn.
Blackman HS



Kyla Allison
G • 6-0 • Fr.-HS
Orlando, Fla.
Wekiva HS



Abbey Sissom
G • 5-8 • Jr.-2L
Woodbury, Tenn.
Cannon Co. HS



Shayla Middlebrooks
G • 5-8 • Fr.-HS
Elyria, Ohio
Elyria HS



Jess Louro
G • 5-10 • So.-1L
Wall, N.J.
St. Rose HS



Jordan Majors
F • 6-0 • So.-1L
Nashville, Tenn.
MLK HS



Katie Collier
G • 5-9 • So.-1L
Knoxville, Tenn.
Webb School



Ty Petty
G • 5-7 • Sr.-3L
Murfreesboro, Tenn.
Riverdale HS



Gabby Lyon
F • 6-0 • Jr.-2L
Johnson City, Tenn.
Science Hill HS



Rebecca Reuter
F • 6-3 • Jr.-2L
Cleveland, Tenn.
Cleveland HS



Charity Savage
F • 6-0 • Fr.-HS
Memphis, Tenn.
Bartlett HS



Rick Insell
Head Coach
12th Season
Middle Tennessee, 1977



Kim Brewton
Assistant Coach
Seventh Season
Liberty, 2000



Tom Hodges
Assistant Coach
Third Season
Tennessee Tech, 2004



Shalon Pillow
Assistant Coach
Third Season
Tennessee, 2002