



TULANE FOOTBALL

2016 GAME NOTES



Tulane Athletics Communications

James W. Wilson Jr. Center | Ben Weiner Drive | New Orleans, LA 70118
TulaneGreenWave.com | Facebook: Tulane Football | Twitter: @GreenWaveFB & @CoachWEFritz
Contact: Scottie Rodgers • 504-491-7610 (cell) • srodger1@tulane.edu

Game 9

TULANE (3-5, 0-4 The American) at UCF (4-4, 2-2 The American)



Nov. 5, 2016 • 4 p.m. (CST)/5 p.m. (EST) • Broadcast: ESPN3
Bright House Networks Stadium (44,206) • Orlando, Fla.



GAME INFORMATION

Broadcast: ESPN3

Talent: Alex Faust (play-by-play),
Forrest Conoly (analyst)

Radio: Fox Sports AM 1280 New Orleans

Talent: Todd Graffagnini (play-by-play),
Steve Barrios (analyst), Gus Kattengell (sideline)

Mobile App: TuneIn App

Live Stats: TulaneGreenWave.com

Twitter Updates: @GreenWaveFB

The Series: UCF leads, 5-2

Orlando: 0-3

New Orleans: 2-2

First Meeting: Sept. 22, 2001

UCF 36, Tulane 29 | New Orleans, La.

Last Meeting: Oct. 3, 2015

Tulane 45, UCF 31 | New Orleans, La.

Streak: Tulane W1

Tulane (3-5, 0-4 The American | West)

Rankings: None

Head Coach: Willie Fritz (Pittsburg State, 1983)

Career Record : 196-79-1/24th year

Tulane Record: 3-5/1st year

Record vs. UCF: 0-0

UCF (4-4, 2-2 The American | East)

Rankings: None

Head Coach: Scott Frost (Nebraska, 1997)

Career Record: 4-4/1st year

UCF Record: Same

Record vs. Tulane: 0-0

Tulane Coaching Staff

On the Field:

Willie Fritz	Head Coach
Alex Atkins	Asst. Head Coach/Offensive Line
Doug Ruse	Offensive Coordinator/QBs
Jamaal Fobbs	Running Backs
Kevin Peoples	Defensive Line
Michael Mutz	Linebackers
Jeff Conway	Wide Receivers
Chris Hampton	Defensive Backs
Derrick Sherman	Offensive Assistant
Johnny Jernigan	Defensive Assistant
Chris Couch	Special Teams Assistant
Jordy Joseph	Offensive GA

In the Press Box:

Jack Curtis	Defensive Coordinator/Safeties
Slade Nagle	Tight Ends
Brandon Bailey	Defensive GA
Mack Helms	Offensive GA
Walker Ashburn	Defensive GA

STORYLINES

- Tulane (3-5, 0-4 American Athletic Conference | West) is seeking to stop a three-game skid as the schedule turns to the final month of the regular season.

- The Green Wave face UCF (4-4, 2-2 The American | East) to start a final stretch where three of the team's last four regular-season games are on the road.

- Three of Tulane's five losses have been by seven points of less with the Wave being in four of those games in the fourth quarter.

- The Olive and Blue have scored 30 or more points in four of their eight games so far, with only one of them not resulting in a victory - the 35-31 setback to SMU on homecoming.

- Head coach **Willie Fritz** is looking for his first conference win at Tulane. He was 14-2 in conference play in the Sun Belt with Georgia Southern.

- **Fritz** is just four wins away from reaching 200 for his coaching career. Of his 196 wins, 60 have come on the NCAA Division I level (FBS and FCS).

- The defense remains the calling card for the Green Wave through eight games. In addition to being tied for second in the nation in fumble recoveries with 11, Tulane enters the week ranked tied for fourth in the nation in turnover margin (+10, 1.25 per game).













- The Green Wave's defense is ranked fourth in The American and 37th in the nation in total defense (378.6 yards per game).

- The trio of senior nickelback **Richard Allen**, redshirt junior defensive end **Ade Aruna** and redshirt sophomore defensive end **Peter Woullard** are tied for ninth in the nation in fumble recoveries with two each.

- Offensively, Tulane has rushed for 240 or more yards as a team four times so far this season - 437 vs. Southern, 240 vs. Navy, 280 at UMass and 355 at Tulsa.

- The Green Wave's triple-option ground attack features the running back trio of junior **Dontrell Hilliard** (640 yards, 8 TDs) and redshirt seniors **Josh Rounds** (523 yards, 5 TDs) and **Lazedrick Thompson** (296 yards, 4 TDs).

2016 SCHEDULE / RESULTS

	Sept. 1 at Wake Forest (Thursday)	ACCN EXTRA/ESPN3	L, 7-3
BB&T Field Winston-Salem, N.C. Series History: Tulane leads, 2-1			
	Sept. 10 SOUTHERN	ESPN3	W, 66-21
Yulman Stadium New Orleans, La. Series History: Tulane leads, 2-0			
	Sept. 17 NAVY*	American Sports Network/ESPN3	L, 21-14
Yulman Stadium New Orleans, La. Series History: Tulane leads, 11-9-1			
	Sept. 24 UL LAFAYETTE	ESPN3	W, 41-39 (4 OT)
Yulman Stadium New Orleans, La. Series History: Tulane leads, 22-6			
	Oct. 1 at UMass	American Sports Network/ESPN3	W, 31-24
McGuirk Alumni Stadium Amherst, Mass. Series History: Tulane leads, 1-0			
	Oct. 14 MEMPHIS*	ESPNU	L, 24-14
Yulman Stadium New Orleans, La. Series History: Memphis leads, 21-11-1			
	Oct. 22 at Tulsa	ESPNU	L, 50-27
H.A. Chapman Stadium Tulsa, Okla. Series History: Tulsa leads, 11-2			
	Oct. 29 SMU* (Homecoming)	ESPN3	L, 35-31
Yulman Stadium New Orleans, La. Series History: Tulane leads, 13-10			
	Nov. 5 at UCF*	ESPN3	4 PM CT
Bright House Networks Stadium Orlando, Fla. Series History: UCF leads, 5-2			
	Nov. 12 at Houston*	CBS Sports Network	2:30 PM CT
TDECU Stadium Houston, Texas Series History: Houston leads, 15-5			
	Nov. 19 TEMPLE*	TBA	TBA
Yulman Stadium New Orleans, La. Series History: Temple leads, 2-1			
	Nov. 26 at UConn*	TBA	TBA
Pratt & Whitney Stadium at Rentschler Field Storrs, Conn. Series History: Tied, 1-1			



Tulane Football



@GreenWaveFB / @CoachWEFritz



TulaneGreenWave.com



Green Wave Game Notes

Media Information

POSTGAME POLICIES

For home games, Tulane's postgame interviews takes place in the squad room, located on the second floor of the James W. Wilson Athletics Center. Media can access the squad room through the west rear entrance of the Wilson Center. The visitor's locker room is located at the northwest end of Yulman Stadium. The athletics communications contact of the visiting school will establish admittance policies to the visiting locker room.

Head coach **Willie Fritz** and requested players will be available postgame approximately 10 minutes after each game. Tulane's locker room is closed.

RELEASE INFORMATION

Releases are distributed via e-mail to the media and are also available on TulaneGreenWave.com. Stats are available via e-mail or the website. Requests for this information can be made by contacting **Scottie Rodgers**, Associate Athletics Director, Strategic Communications at (504) 491-7610 or by email at srodger1@tulane.edu.

INTERVIEW REQUESTS

All interview requests for student-athletes, coaches and administrators should be made with **Scottie Rodgers**.

WEEKLY NEWS CONFERENCE

The Tulane football weekly news conference with head coach **Willie Fritz** takes place on Tuesdays throughout the season at 1 p.m. in the Jill H. and Avram A. Glazer Family Club in Yulman Stadium.

THE WILLIE FRITZ RADIO SHOW

Willie Fritz' Radio Show takes place on Wednesdays throughout the season at Manning's (519 Fulton St.) from 7-8 p.m. The show is hosted by **Todd Graffagnini** on Tulane's flagship station, Fox Sports AM 1280 New Orleans.

The show features a call-in format and fans are also urged to submit questions via [@GreenWaveFB](https://twitter.com/GreenWaveFB) on Twitter. The call-in number is **1-855-325-7877**.

TULANE FOOTBALL WITH HEAD COACH WILLIE FRITZ

Inside Tulane Football with Head Coach **Willie Fritz** airs Sundays at 11:30 p.m. throughout the season on WWL-TV.

2016 RADIO NETWORK AFFILIATES

*Fox Sports 1280 AM	New Orleans, La.
KANE 1240 AM	New Iberia, La.
KXZZ 1580 AM	Lake Charles, La.
KKGB 101.3 FM	Lake Charles, La.
KMLB 540 AM	Monroe, La.
WSLA 1560 AM	Slidell/New Orleans, La.
WRBH 88.3 FM	New Orleans, La.

*Flagship station

COLLEGEPRESSBOX.COM

CollegePressBox.com is the official media website for American Athletic Conference football and the media home for information on every Division I team and conference. Access and download weekly game notes, quotes, statistics, media guides, photos and more for the conference and each of its 12 member schools throughout the season. Login information will be distributed to accredited media or you can apply for a password by sending an e-mail to password@collegepressbox.com.

SERIES NOTES:

- Saturday's game marks the eighth meeting between Tulane and UCF with the Knights leading the series 5-2. Tulane is 0-3 in games in this series played in Orlando.
- The Green Wave won the last year's meeting, 45-31 on Oct. 3, 2015, to end the Knights' three-game winning streak in the series.

SCOUTING THE KNIGHTS:

- UCF (4-4, 2-2 The American | East) is coming off a 31-24 loss at then RV/24 Houston on Oct. 29.
- The Knights forced three turnovers in the first half en route to a 21-3 halftime lead at Houston, but four turnovers led to a 28-point second half for the Cougars and the seven-point victory.
- UCF has nine interceptions on the season so far, which more than doubles the team's total of four from 2015.
- Junior outside linebacker **Shaquem Griffin** recorded a career-high and game-high 14 tackles, including 12 solo stops at Houston Griffin, who is ranked 19th nationally in sacks per game, added 2.5 more vs. the Cougars. Griffin, who has only one hand due to a birth defect, also snared his first collegiate interception and recovered a fumble against the Cougars.

TULANE VS. THE AMERICAN:

- Saturday's game at UCF marks the school's 21st game in football as a member of the American Athletic Conference. The Green Wave hold a 3-17 record for their first two-plus seasons in the conference.
- Tulane's last victory over a conference opponent was last year's win over UCF.

WHO TO WATCH:

- 2014 First-Team Freshman All-America cornerback **Parry Nickerson**, who grabbed six interceptions to lead the nation among rookies, returns to anchor Tulane's defensive backfield.
- Two First-Team American Athletic Conference honorees from a year ago are back with the Green Wave for their senior seasons in linebacker **Nico Marley** and defensive tackle **Tanzel Smart**.
- Prior to the season, several Green Wave were named to preseason watch lists: Smart (Outland Trophy, Bednarik Award and Senior Bowl), junior running back **Dontrell Hilliard** (Doak Walker Award), senior tight end **Marshall Wadleigh** (Wuerffel Trophy) and senior offensive lineman **Chris Taylor** (Outland Trophy).

WELCOME BACK:

- Back on the field for the Green Wave this season are redshirt senior offensive lineman **Kenneth Santa Marina** and redshirt junior tight end **Sergio Medina**, both of whom redshirted the entire 2015 season. Redshirt sophomore wide receiver **Terren Encalade** also returns after missing the final 10 games of the season and also earning a redshirt.

NEW NUMBERS:

- A handful of Tulane players switched numbers in the offseason.
- Senior linebacker **Nico Marley** changed from 20 to 2.
- Sophomore punter **Enrique Carresquero** changed from 96 to 41.
- Junior deep snapper **Aaron Golub** changed from 98 to 96.

Tulane Strategic Communications

SCOTTIE RODGERS

Cell: 504-491-7610 • srodger1@tulane.edu

Associate AD/Primary Football Contact

JOSH BATES

Cell: 504-355-6283 • jbates3@tulane.edu

Assistant Director/Secondary Football Contact

KAITLIN MAHEU

Cell: 225-205-9988 • kmaheu@tulane.edu

Graduate Assistant

NEW POSITIONS:

- In addition to the few players who switched numbers this offseason, a few also switched positions.
- Junior **Trey Camissa** moved from the defensive line to tight end.
- Redshirt junior **Tristan Cooper** moved from defensive back to wide receiver.
- Redshirt junior **Jarrold Franklin** moved from linebacker to safety.
- Redshirt junior **Sergio Medina** moved from running back to tight end. Medina started his career at Tulane as a linebacker.
- Junior **Trey Scott** moved from tight end to wide receiver.
- Senior **Marshall Wadleigh** moved from running back to tight end.

A WHOLE NEW STAFF (ALMOST):

- Upon **Willie Fritz**' arrival at Tulane, the coaching staff went through radical changes, but two names may ring a bell. **Walker Ashburn** returns for his second season as a defensive graduate assistant, remaining as the only holdover from **Curtis Johnson**'s staff. Additionally, **Jordy Joseph** joined the staff as an offensive graduate assistant after playing quarterback for the Green Wave from 2011-15.

THE STATE OF TULANE:

- The 2016 roster features 53 players from the state of Louisiana, including 32 players from the Greater New Orleans area. Florida has the second-most players represented on the roster with 10.
- The 2015 roster boasted 66 players from the Pelican State.

LONG DRIVES:

- Tulane's offense has put together some long drives so far this season. Only one drive of 70 yards or more did not result in points. And of those that resulted in points, only one was not a touchdown. Here's a look at the Green Wave's drives of 70 yards or more in 2016:

Game	Plays	Yards	Time of Possession	Result
Wake Forest	11	71	5:55	Downs
Southern	4	80	1:09	Touchdown
	6	76	2:28	Touchdown
Navy	8	75	4:06	Touchdown
	9	76	4:27	Touchdown
UL Lafayette	5	75	2:11	Touchdown
UMass	10	75	4:29	Touchdown
	20*	85	8:32*	Field Goal
	7	84	3:35	Touchdown
	8	75	4:05	Touchdown
Memphis	9	80	2:56	Touchdown
Tulsa	9	70	3:04	Touchdown
	5	90	2:12	Touchdown
SMU	6	92*	3:02	Touchdown

*Season long

OFFENSIVE NOTES:

- Tulane is averaging 4.9 yards per rush and 12.7 yards per pass completion.
- The Green Wave's triple-option ground attack enters the week ranked third in The American and 16th in the nation in rushing offense at 248.0 yards per game.
- A new dynamic duo has emerged with the Green Wave this season between two redshirt sophomores, quarterback **Glen Cuiellette** and wide receiver **Terren Encalade**. The former roommates from freshman year have reconnected on the field over team's last five games.
- Cuiellette has thrown for eight scores so far this season and six of them have been to Encalade. Three of those came in the four-overtime thriller against UL Lafayette on connections of 34, 25 and 7 yards. One was at UMass and the other two were against SMU.

DEFENSIVE NOTES:

- Tulane has earned an interception in four of its last five games and in five of its eight games this season.
- The Green Wave have logged a forced fumble and fumble recovery in the same game in five of eight games and at least one fumble recovery in six of their last seven games.
- Tulane's 11 fumble recoveries are tied second in the nation with Minnesota and only one behind Washington's 12.

MAN IN THE MIDDLE:

- The anchor of Tulane's defensive unit is senior defensive tackle **Tanzel Smart**. He has been a constant for the Green Wave, having started on the defensive front in 32 straight games.
- Smart rarely comes off the field on defense and contributes on special teams as well. In the UL Lafayette game, Smart played 105 snaps on defense and special teams in the four-overtime thriller.

HOLDING THE CORNER:

- Redshirt junior cornerback **Parry Nickerson** is picking up where he left off in 2014 with two interceptions so far this season.
- Nickerson enters the week ranked tied for 13th in the nation with seven others at 1.4 total passes defended per game. He has recorded 11 total passes defended (nine pass breakups and two interceptions).
- Nickerson enters the week ranked tied for 99th nationally with his two picks and is second in the nation in interception return yards (133) behind Western Michigan's **Darius Phillips** who has 155 interception return yards from his two interceptions.
- His 96-yard interception return for a touchdown vs. Southern was the first pick-six of his collegiate career.
- Nickerson has started in 29 straight games.

SPECIAL TEAMS NOTES:

- Junior placekicker **Andrew DiRocco** continues to move up the school's career lists:

Category	Stat	Rank
Total Kicking Points	152	8th
Field Goals Made	25	8th
Field Goals Attempted	38	8th
Field Goal Percentage	25-of-38 (.658)	5th
PATs Made	77	8th
PATs Attempted	80	7th
PAT Percentage	77-of-80 (.963)	7th

TULANE IN THE NFL:

- A total of 10 former Tulane players are currently on NFL teams with nine on active rosters – **Orleans Darkwa** (RB, New York Giants), **Lorenzo Doss** (CB, Denver Broncos), **Matt Forte** (RB, New York Jets), **Ryan Grant** (WR, Washington Redskins), **Ryan Griffin** (QB, Tampa Bay Buccaneers), **Rob Kelley** (RB, Washington Redskins), **Dezman Moses** (LB, Kansas City Chiefs), **Cairo Santos** (PK, Kansas City Chiefs) and **Julius Warmesley** (DE, Miami Dolphins) – and one on a practice squad – **Taurean Nixon** (CB, Denver Broncos).



Green Wave Game Notes

HONORS:

- Reshirt junior RB **Sherman Badie** was named American Athletic Conference Special Teams Player of the Week on Sept. 12 for his performance in the win over Southern. Badie had 175 all-purpose yards, including 135 on kickoff returns highlighted by an 86-yard kickoff return for a touchdown.
- Redshirt junior CB **Parry Nickerson** was named HERO Sports' Football Bowl Subdivision Defensive HERO of the Week on Sept. 14 for his 96-yard interception return for a touchdown in the win over Southern.
- Junior PK **Andrew DiRocco** was named Special Teams Player of the Week by the American Athletic Conference and Louisiana Sports Writers Association and one of three Stars of the Week by the Lou Groza Collegiate Placekicker Award on Sept. 26 for making a career-high four field goals, including a career-high 48 yarder, and connecting on all three PAT attempts in the win over UL Lafayette.
- Senior LB **Nico Marley** was named Co-Defensive Player of the Week recognition by the Louisiana Sports Writers Association on Sept. 26 for 11-tackle effort to go along with 1.0 sacks, 3.0 tackles for loss and one forced fumble in the win over UL Lafayette.
- Senior DT **Tanzel Smart** was ranked No. 171 on 247Sports.com's midseason college top 247 list, released on Oct. 19.

GAME-BY-GAME NOTES:

SMU

- The SMU game was the first home game played during the day under head coach **Willie Fritz**.
- OL **Tyler Johnson** played in his first career game, earning his first career start.
- Freshman DB **P.J. Hall** earned his first career start.
- Sophomore SS Roderic Teamer recorded his first career sack for a loss of 10 yards in the first quarter.
- RB **Dontrell Hilliard** scored his eighth touchdown of the season and the 17th of his career to put Tulane on the board in the first quarter. Hilliard's 33-yard reception from **Glen Cuiellette** in the third quarter was his longest reception of the season. In addition, he recorded a season-long 67-yard run in the fourth quarter, which gave him over 100 rushing yards for the third time this season and for the second-straight game.
- WR **Terren Encalade** has catches in five consecutive games. He finished with four receptions for 75 yards and two touchdowns. Encalade scored his fifth and sixth touchdowns of the season and of his career on a pair of 24-yard receptions in the third quarter to give Tulane a 24-21 lead.
- QB **Glen Cuiellette** threw his seventh and eighth touchdowns of the season and of his career on the pair of 24-yard passes to Encalade.
- Both Cuiellette and Encalade notched their second multi-touchdown games of the season against SMU.
- DE **Quinlan Carroll** caught his first career interception near the end of the first quarter.
- RB **Sherman Badie**'s fourth-quarter, nine-yard touchdown run was his first of the season and sixth of career.
- DB **Taris Shenall** grabbed his first interception of the year and second of his career in the second quarter. Shenall recorded five tackle, a season high.
- PK **Andrew DiRocco**'s 43-yard field goal in the second quarter was his third successful kick of 40 yards or more this season (41, 43, 48).
- LB **Eric Thomas** and LB **Eric Bowie** combined to record a sack in the second quarter. It was the first career sack statistic for Bowie in his career, while Thomas now has two and a half career sacks and 0.5 sacks this season.
- WR **Trey Scott** caught his first pass of the year with a seven-yard reception in the second quarter.

- DE **Ade Aruna** set a career-high seven tackles. He recorded his third and fourth sacks of the season in the second half to increase his career-high total to eight. It marked Aruna's first career multi-sack game.
- LB **Nico Marley** recorded his fourth sack of the season and seven and a half in his career to start the fourth quarter. He notched 10 tackles, marking his ninth career double-digit tackle performance.
- TE **Marshall Wadleigh** and LB **Larry Bryant** both recorded their first tackles of the season, both on special teams. The tackle was Wadleigh's 16th of his career and Bryant's first.
- FS **Jarrold Franklin** recorded 11 tackles for a career high.
- S **Sam Davis** carried out the No. 18 Flag in honor of former Green Wave player **Devon Walker**.
- Game captains were Franklin, senior DT **Tanzel Smart**, redshirt sophomore C **John Leglue** and senior OT **Chris Taylor**.

Tulsa

- Tulsa's 50 points marked the most scored against the Green Wave since Georgia Tech scored 65 in Atlanta on Sept. 12, 2015.
- The Golden Hurricane's 566 total yards was the most against the Green Wave since SMU tallied 518 on Nov. 21, 2015.
- RB **Dontrell Hilliard** scored his sixth and seventh touchdowns of the season, and 15th and 16th of his career. It marked his fourth career multi-touchdown game. Hilliard rushed for a career high 124 yards, averaging 10.3 yards per carry, topping his previous high of 123 set against Cincinnati on Oct. 31, 2014.
- RB **Josh Rounds** ran for a career-high 166 yards on 15 carries, averaging 11.1 yards per carry. Rounds' 166 rushing yards was the first time a Green Wave player carried the ball over 150 yards since **Sherman Badie** recorded 215 rushing yards at Tulsa on Aug. 28, 2014. His fourth quarter touchdown marked his fifth rushing touchdown of the season and sixth of his career.
- The performance between Hilliard and Rounds marked the second game this season the Green Wave had two players with 100+ rushing yards – previously achieved vs Southern on Sept. 10.
- RB **Lazedrick Thompson** recorded a season long 41-yard carry in the third quarter, topping his previous high of 36 yards. Thompson finished with 66 yards on seven RB. Thompson's third quarter touchdown carry was his fourth of the season and ninth of his career.
- Tulane had three running backs (Hilliard, Rounds and Thompson) rush for touchdowns for the third time this season, last achieved at UMass on Oct. 1.
- LB **Rae Juan Marbley** bested his previous high of six tackles with a career-best 11 tackles this afternoon, of which nine occurred in the first half.
- DE **Robert Kennedy** finished with a career-best 10 tackles.
- P **Zachary Block**'s first four punts of the game went 58, 53, 56, and 50 yards. Block finished with an average of 45.7 yards on seven punts.
- WR **Darnell Mooney** and WR **Terren Encalade** each recorded a reception. The duo now have receptions in four straight games.
- NB **Richard Allen** earned his second fumble recovery of the season and third of his career after a Tulsa muffed punt in the opening minutes of the third quarter.
- Tulsa blocked a 41-yard field goal attempt by PK **Andrew DiRocco** to end the first half. It marked the first blocked field goal against Tulane since SMU in Dallas on Nov. 21, 2015.
- WR **Larry Dace** grabbed his first reception since the season opener at Wake Forest on Sept. 1.
- DT **Tanzel Smart** carried out the No. 18 Flag in honor of former Green Wave player **Devon Walker**.
- Game captains were Allen, Marbley, redshirt senior WR **Devon Breaux** and redshirt sophomore QB **Glen Cuiellette**.

Memphis

- Tulane held its opponent to a field goal or less in the first quarter four times through its first six games.
- A first-quarter sack on Memphis's opening drive was DE **Ade Aruna**'s second on the season and sixth of his career.
- In the first quarter, CB **Parry Nickerson** notched both a forced fumble and fumble recovery on the same play, resulting in his first on the season and third in his career in both categories.
- In just the first half, Nickerson matched his career high of three pass breakups, a record set at Wake Forest on Sept. 1.
- TE **Kendall Ardoin** notched his first touchdown of the year and the third of his career in the second quarter on a 20-yard pass, the longest reception of his career.
- The touchdown to Ardoin was the sixth career passing touchdown for QB **Glen Cuiellette**, who has now thrown touchdown passes in three straight games.
- Cuiellette scored his first career rushing touchdown on a two-yard carry with 0:47 left in the game.
- WR **Darnell Mooney** and WR **Terren Encalade** have receptions in three straight games.
- NT **Sean Wilson** recorded the first multi-sack game of his career with his second and third sacks of the season.
- NB **Richard Allen** grabbed his first career interception in the third quarter.
- LB **Rae Juan Marbley** tied a career high in tackles with six, dating back to the UConn game last November.
- P **Zachary Block** booted a career-long, 59-yard punt in the fourth quarter.
- LB **Nico Marley** forced his second fumble of the season and fifth of his career in the fourth quarter. The ball was recovered by Aruna for his second career fumble recovery.
- DT **Eldrick Washington** carried out the No. 18 Flag in honor of former Green Wave player **Devon Walker**.
- Game captains were Encalade, Wilson, redshirt senior OT **Todd Jacquet** and senior LB **Casey Spinelli**.

UMass

- Trailing 14-0, Tulane scored 24 unanswered points to eventually claim the 31-24 victory. It marked the biggest come-from-behind win for the Wave in the post-Katrina era, previously topping the 17-16 victory at Army, down 10-0, on Oct. 3, 2009.
- The Green Wave move to above .500 through the first five games of a season for the first time since 2013 and just the fourth time since the 2000 season (2000, 2003, 2013, 2016).
- With a 3-1 non-conference record, it marks the Wave's the first winning non-conference record since finishing 2-1 in 2004 and most non-conference wins since going 5-0 in 1998.
- Tulane's victory at UMass was their first win this season when trailing at half.
- The win at UMass was the first road victory since a 34-31 triumph at Army on Nov. 14, 2015.
- Tulane recorded its longest scoring drive of the season in plays and time of possession, when PK **Andrew DiRocco** connected on a 22-yard field goal in the second quarter. Wave went 85 yards in 20 plays, spanning 8:32.
- RB **Dontrell Hilliard**'s first quarter 11-yard touchdown run was his fifth rushing touchdown of the season and 14th of his career.
- FS **Jarrold Franklin** recorded his second interception of his career and first of 2016 in the second quarter off a 28-yard pass in Tulane's own territory.

- On UMass' opening drive of the third quarter, DT **Tanzel Smart** recorded his first forced fumble of 2016 and the third of his career. Franklin then earned his first fumble recovery of the season and second of his career.
- QB **Glenn Cuiellette**'s 36-yard touchdown pass to WR **Terren Encalade** in the third quarter respectively marked a career long pass and reception for the duo. It also marked Cuiellette's fifth touchdown pass this season and Encalade's fourth touchdown reception.
- Encalade set a new career high in receiving yards with 125. Also tied his career high in receptions with seven – thus marking the second straight week with seven receptions.
- Tulane's third-quarter touchdown drive, which began from a forced fumble recovery, marked the fourth touchdown this season resulting from a defensive takeaway from the previous drive.
- RB **Lazedrick Thompson**'s 19-yard touchdown run in the third quarter marked his third rushing touchdown of the season and eighth of his career. The 19-yard carry also marked a new season long.
- The Green Wave went 3-for-4 on fourth down conversions, successfully achieving a conversion in each the first and second quarter. Tulane moves to 9-for-16 on fourth downs this season.
- WR **Chris Johnson** recorded his first career collegiate catch late in the fourth quarter, reeling in an 18-yard reception.
- RB **Josh Rounds**' 10-yard touchdown run in the fourth quarter was his fourth rushing touchdown of the season and fifth of his career. Also earned a season best in carries (16) and yardage (77).
- With rushing touchdowns from Rounds, Thompson and Hilliard, it marked the second time this season that trio all recorded a rushing touchdown in a game, previously achieving the feat against Southern on Sept. 10.
- WR **Darnell Mooney** tied his career high in receptions with three. Mooney netted three in the quadruple overtime victory over UL Lafayette.
- CB **Donnie Lewis, Jr.** carried out the No. 18 Flag in honor of former Green Wave player **Devon Walker**.
- Game captains were Hillard, senior NB **Richard Allen**, redshirt junior DE **Ade Aruna** and redshirt sophomore TE **Kendall Ardoin**.

UL Lafayette

- The game marked the first four-overtime game in program histories for both teams.
- It was the first overtime game ever played in Yulman Stadium. It was the first overtime game this season and the first overtime game for Tulane since 38-31 loss in double overtime to Tulsa on Aug. 28, 2014.
- It was the first overtime win since topping East Carolina 36-33 in three overtimes on Oct. 12, 2013.
- Tulane scored all four of its touchdowns in the air after entering the game without a passing touchdown this season.
- The Green Wave tallied 11 tackles for loss in the game, hitting double-digits in the category for the first time since making 10 at Army in 2015.
- QB **Glen Cuiellette** threw four touchdown passes for the first time since **Jordy Joseph** completed the 2015 season with with four touchdown passes against Tulsa. Cuiellette had a career day throwing for 165 yards and four touchdowns.
- WR **Terren Encalade** was the first player to catch three touchdown passes in a game since **Roydell Williams** did so against UAB on Oct. 23, 2004.
- Encalade and Cuiellette combined for their first career touchdown, as the 34-yard pass was the first passing touchdown for Cuiellette and the catch was Encalade's first scoring catch.
- Encalade posted his first 100-yard receiving game with 103 yards. He also set career highs with three touchdown receptions, two of which came in overtime, and seven receptions.



Green Wave Game Notes

- LB **Nico Marley** made 11 tackles in the game, reaching double figures in the category for the eighth time in his career. Marley's first-quarter sack was the third of the season. He has 6.5 in his career.
- DT **Tanzel Smart** finished the game with a career-best 10 tackles, his first game with double-digit tackles.
- DE **Peter Woullard** recovered the second fumble of his career, making it back-to-back games with a fumble recovery. Woullard made it back-to-back games with a sack, as well, and he has two in his career. He made the start at defensive end, the first start of his career.
- DE **Quinlan Carroll** finished with a career-high six tackles and made the first sack of his career in the second quarter, he made it the first multi-sack game of his career with another to start the fourth quarter.
- Tulane tallied four sacks (Marley, Carroll, Smart and Woullard) in the first half topping its previous single-game season high of three. The Green Wave entered the game with five sacks on the year and finished with five sacks in the game.
- PK **Andrew DiRocco** made a career-high four field goals, hitting a career-long 48-yarder to force a fourth overtime. He also connected from 22, 35 and 20 yards. DiRocco's four field goals was the first time a Tulane player has hit four since **Cairo Santos** made four against East Carolina on Oct. 12, 2013.
- Tulane allowed a blocked punt for the first time since the Army game in 2015 when P **Zachary Block**'s punt was blocked in the third quarter.
- NB **Richard Allen** recovered a fumble for the first time this season as he fell on a muffed punt in the third quarter.
- WR **Darnell Mooney** recorded his first collegiate stats as he had a four-yard rush in the second quarter and 19-yard reception in the fourth. He also scored the first touchdown of his career, grabbing 25-yard pass in the second overtime.
- CB **Parry Nickerson** made his second interception of the season in the second quarter.
- CB **Donnie Lewis, Jr.** finished with a career-best eight tackles. He made the first interception of his career in the second quarter, returning it 12 yards.
- QB **Johnathan Brantley** made his second-straight start at quarterback.
- Marley carried out the No. 18 Flag in honor of former Green Wave player **Devon Walker**.
- Game captains were Encalade, Smart, RT **John Leglue** and SS **Roderic Teamer**.

Navy

- Tulane held Navy scoreless in the first quarter, marking the second time this season (at Wake Forest) that the Green Wave have not allowed their opponent to score in the opening quarter.
- For the first time in his head coaching career, **Willie Fritz** lost a game when his team was +2 or better in turnover margin.
- LB **Nico Marley** notched the first game of his career with multiple sacks finishing with two against Navy for 13 yards lost. Marley's 14 tackles made it the seventh game of his career with 10+ tackles.
- RB **Josh Rounds** scored Tulane's first touchdown, totaling 52 yards on five carries on the scoring drive.
- DE **Peter Woullard** recorded his first career sack. He entered the game with one career tackle and finished the Navy game with five. Woullard's fourth quarter fumble recovery was the first of his career.
- FS **Jarrold Franklin** forced a fumble for the first time this season. On the same play, DE **Ade Aruna** recovered a fumble for the first time in his career.
- SS **Roderic Teamer** made a career-high eight tackles.
- CB **Donnie Lewis, Jr.**, tallied multiple pass breakups in a game for the second time in his career.

- QB **Johnathan Brantley**, NT **Braynon Edwards** and DT **Eldrick Washington** and DE **Quinlan Carroll** all made their first career starts.
- DT **Tanzel Smart** carried out the No. 18 Flag in honor of former Green Wave player **Devon Walker**.
- Game captains were seniors Marley, Rounds, redshirt senior LT **Todd Jacquet** and senior TE **Marshall Wadleigh**.

Southern

- The win over Southern marked Tulane's first victory in a home opener since defeating Jackson State, 34-7, on Aug. 31, 2013.
- The Green Wave have scored 30 or more points in three of its last five games with two resulting in wins – 34-31 at Army on Nov. 14, 2015 and 66-21 vs. Southern on Sept. 10, 2016.
- The last time Tulane scored 60+ points in a game was 63 against Louisiana Tech on Nov. 26, 1998.
- The last time Tulane scored 40+ points in a home opener was a 47-33 victory over Southeastern Louisiana on Sept. 3, 2011.
- Tulane's 66 points scored are the most in Yulman Stadium history, topping the 45 points scored by Tulane vs. UCF on Oct. 3, 2015 and the 45 points scored by Tulsa vs. Tulane on Nov. 17, 2015.
- Tulane's 437 total rushing yards mark the first time the Green Wave have rushed for more than 400 yards since totaling 407 against VMI on Sept. 29, 1973. The 437 yards rank as the third-highest, single-game total in program history.
- The one-yard, first-quarter touchdown run by RB **Dontrell Hilliard** marked the third-consecutive game in which Tulane scored on the opening drive.
- DT **Tanzel Smart**'s first-quarter fumble recovery was the second of his career with the other one coming at Georgia Tech on Sept. 12, 2015.
- LB **Nico Marley**'s first-quarter interception was the fourth of his career. Marley snared one interception in each of his first three seasons.
- Hilliard recorded the third multi-touchdown game of his career (two vs. Maine on Sept. 19, 2015 and two at Memphis on Oct. 31, 2015) and his first game with three touchdowns.
- Hilliard's 103 yards and QB **Johnathan Brantley**'s 119 yards rushing mark the first time two Tulane players ran for 100+ yards in a game since **Shaun King** (109) and **Toney Converse** (103) did so against BYU on Dec. 31, 1998. On the first play of his collegiate career, Brantley rushed for 63 yards.
- CB **Parry Nickerson**'s first-quarter interception was the seventh of his career. His 96-yard interception return for a touchdown was four yards short of the school record of 100 yards by **David Herbert** on Sept. 25, 1971. Herbert's return also went for a touchdown.
- The last time Tulane had an interception return for a touchdown was at Florida Atlantic on Nov. 2, 2013 on a 69-yard pick six by **Lorenzo Doss**.
- RB **Sherman Badie**'s first-quarter, 86-yard kickoff return for a touchdown was the first for Tulane since **Jeremy Williams** ran a kickoff back 88 yards for a touchdown vs. UTEP on Nov. 7, 2009. It was Badie's first kickoff return for a touchdown and the longest kickoff return of his career.
- RB **Lazedrick Thompson** recorded the first multi-touchdown game of his career after an 11-yard rushing score in the second quarter and a nin-yard run in the third.
- LB **Zachery Harris** made the first start of his career.
- Nickerson carried out the No. 18 Flag in honor of former Green Wave player **Devon Walker**.
- Game captains were seniors Thompson, CB **Richard Allen**, WR **Larry Dace III** and LB **Eric Thomas**.

Wake Forest

- Prior to the season starting, Tulane was the lone Division I program that did not have a quarterback on its roster who had not thrown a pass. QB **Glen Cuiellette** put that to rest in his first start, as the product from Mandeville went 12-for-23 for 134 yards. He also rushed 22 times for 54 yards.

- CB **Parry Nickerson** recorded a career-best three pass breakups.

- WR **Larry Dace III** notched a career-best four receptions for 38 yards.

- DT **Tanzel Smart** posted his second-consecutive game with multiple tackles for loss, as he notched 2.0 at Wake Forest. He had 2.0 against Tulsa in the 2015 season finale.

- The opening-drive score marked the second-consecutive game in which Tulane scored on the opening drive as the team notched a touchdown in the opening drive against Tulsa in the season finale last year.

- OG **Leeward Brown**, QB **Glen Cuiellette** and DT **Robert Kennedy** made their first career starts.

- Ten true freshmen in QB **Darius Bradwell**, S **Will Harper**, WR **Chris Johnson**, DB **Sean Harper**, DB **P.J. Hall**, LB **Lawrence Graham**, LB **Larry Bryant**, DS **Geron Eatherly**, WR **Darnell Mooney** and WR **D.J. Owens** made their collegiate debuts at Wake Forest. Brown also made his collegiate debut.

- TE **Marshall Wadleigh** carried out the No. 18 Flag in honor of former Green Wave player **Devon Walker**.

- Game captains were senior Marley, Smart, Taylor and senior WR **Devon Breaux**.

DID YOU KNOW:

- Junior linebacker **Nico Marley** is the son of **Rohan Marley** (former linebacker at Miami (Fla.)) and the grandson of the legendary reggae musician, **Bob Marley**.

- Redshirt junior wide receiver **Devon Breaux** is a two-sport athlete who earned national acclaim in 2014 as a member of the Green Wave's track & field team. Breaux became the first Tulane male track & field student-athlete to qualify for the NCAA Championships in the long jump after posting a mark of 7.56 meters during the NCAA East Regionals. He then notched a 7.44 meter jump at the NCAA Championships in the long jump to earn Honorable Mention All-America status. Breaux is back playing football this fall after taking the spring off.

- Redshirt sophomore wide receiver **Terren Encalade's** brother, Terrell, plays defensive end at Nicholls after starting his collegiate career at Langston University in Oklahoma.

- Sophomore deep snapper **Aaron Golub** is a true testament to never giving up the pursuit of your dreams. Golub, who was rated a four-star recruit by RubioLongSnapping.com, is legally blind with no sight in his right eye and limited vision in his left.

- **Tristan Cooper's** father, **Ron Sr.**, has been the head coach at Eastern Michigan (1993-94), Louisville (1995-97) and Alabama A&M (1998-2001). He is presently the assistant head coach at FIU serving as defensive coordinator and linebackers coach.



Green Wave Game Notes

Tulane in The American/NCAA Rankings

Category	Avg.	AAC	NCAA
Rushing Offense	248.0	3rd	16th
Rushing Defense	164.8	5th	63rd
Passing Offense	107.6	12th	126th
Passing Defense	203.9	2nd	31st
Total Offense	355.6	12th	108th
Total Defense	368.6	4th	37th
Scoring Offense	28.4	9th	72nd
Scoring Defense	27.6	7th	67th
Passing Efficiency Offense	97.38	12th	127th
Passing Efficiency Defense	128.00	9th	56th
Net Punting	38.46	2nd	43rd
Punt Returns	2.50	11th	118th
Kickoff Returns	23.04	4th	36th
Turnover Margin	1.25	1st	T-4th
Turnovers Gained	19	2nd	T-4th
Sacks	2.63	4th	35th
Sacks Allowed	2.13	4th	66th
Tackles for Loss	6.8	4th	35th
Red Zone Offense	81.3	8th	82nd
Red Zone Defense	90.0	10th	97th
Interceptions	8	5th	43rd
Fumbles Recovered	11	1st	T-2nd
Time of Possession	32:16	5th	29th

Home-Away Breakdown

Category	HOME (2-3)	AWAY (1-2)
Points Per Game	33.8	20.3
Opponent Points Per Game	26.2	27.0
Rushing Yards Per Game	244.0	260.3
Opponent Rushing Yards Per Game	160.2	180.0
Passing Yards Per Game	89.5	113.0
Opponent Passing Yards Per Game	204.0	171.0
Passing (Comp-Att-Int-TD)	29-74-3-5	26-63-0-1
Opponent Passing (Comp-Att-Int-TD)	63-115-5-5	42-74-1-5
Total Offense Per Game	333.5	373.3
Opponent Total Offense Per Game	364.2	351.0
3rd-Down Conversions	11-54	19-54
Opponent 3rd-Down Conversions	25-70	19-42
4th-Down Conversions	7-11	5-11
Opponent 4th-Down Conversions	3-4	0-1
Sacks By-Yards	13-89	4-13
Opponent Sacks By-Yards	6-42	9-63
Red Zone Scores-Chances	16-18	7-11
Red Zone Touchdowns-Chances	11-18	6-11

Score by Quarters	1ST	2ND	3RD	4TH	OT	TOTAL
Tulane-HOME	28	41	24	17	25	135
Opponents-HOME	13	20	26	23	23	105
Tulane-AWAY	17	3	27	14	0	61
Opponents-AWAY	28	24	9	20	0	81

Green Wave Facts

Location New Orleans, La.
Enrollment 13,449 (Private)
Conference American Athletic Conference
Stadium Yulman Stadium
Capacity 30,000
President Michael A. Fitts
Director of Athletics Troy Dannen
Ticket Information 800-488-5252

Green Wave Social Network

Website:
 TulaneGreenWave.com

Twitter:
 @TulaneAthletics, @GreenWaveFB, @CoachWEFritz

Instagram:
 TulaneGreenWave, TulaneGreenWaveFootball

Facebook:
 TU Green Wave, Tulane Football

YouTube:
 TUGreenWave

TulaneGreenWave.com

The Official Site of Tulane Athletics

- The latest news, notes, statistics, schedules and results of Tulane Athletics
- Profiles and features on Tulane coaches and student-athletes
- Live audio broadcasts of Tulane football, basketball and baseball games
- Live streaming video of Tulane volleyball, basketball and baseball games
- On-line tickets for Green Wave athletic events
- Green Wave merchandise and Riptide Kids Club information

Tulane University

Founded in 1834

- Tulane is one of the most highly regarded and selective independent research universities in the United States and is a member of the prestigious Association of American Universities.
- According to *U.S. News and World Report*, Tulane is among the top national universities in the United States, ranked 41st among the best national universities and in the top 26 for its service learning programs. Tulane is also ranked the 38th best university by high school counselors and 33rd among the best colleges for veterans.
- OnlineU ranked Tulane 10th in their list of 2015 Top Online Colleges.
- Tulane is ranked 57 in *Kiplinger's* Personal Finance 2015 list of Best Values in Private Colleges.
- *Newsweek* ranked Tulane 19th among the country's 25 "most service-minded schools."
- Tulane is ranked by the Carnegie Foundation for the Advancement of Teaching as a university with "very high research activity." Of more than 4,300 higher educational institutions rated by the foundation, Tulane remains in a prestigious category that includes only two percent of universities nationwide.
- The A.B. Freeman School of Business is highly ranked by numerous business publications. *The Princeton Review* and *Entrepreneur* magazine rank the school 14th on its list of Top Graduate Programs for Entrepreneurs. *Forbes* magazine ranks it 52nd overall and 28th among private universities; London's *Financial Times* ranks its EMBA program 64th internationally and 22nd nationally, its MBA program 61st internationally and 35th nationally and its MFN program 30th internationally and 3rd nationally; *U.S. News and World Report* ranks its undergraduate program 43rd; *America Economia* ranks its MBA program 20th nationally and 30th internationally; *Bloomberg Businessweek* ranks the MBA program 35th nationally.

2016 American Athletic Conference Standings

Team	American W-L	Pct.	Overall W-L	Pct.	Home	Away	Neutral	Streak
West								
Navy	4-1	0.800	5-2	0.714	4-0	1-2	0-0	L1
Tulsa	3-1	0.750	6-2	0.750	4-0	2-2	0-0	W2
Houston	4-2	0.667	7-2	0.778	4-0	2-2	1-0	W1
Memphis	2-2	0.500	5-3	0.625	4-1	1-2	0-0	L2
SMU	2-2	0.500	4-4	0.500	2-1	2-3	0-0	W2
Tulane	0-4	0.000	3-5	0.375	2-3	1-2	0-0	L3
East								
Temple	4-1	0.800	6-3	0.667	5-1	1-2	0-0	W3
USF	4-1	0.800	7-2	0.778	5-1	2-1	0-0	W1
UCF	2-2	0.500	4-4	0.500	1-2	3-2	0-0	L1
East Carolina	1-3	0.250	3-5	0.375	3-1	0-4	0-0	W1
Cincinnati	1-4	0.200	4-4	0.500	3-2	1-2	0-0	L1
UConn	1-5	0.167	3-6	0.333	3-2	0-4	0-0	L3

Upcoming Games

Friday, November 4

*Temple at UConn, 6 p.m. [ESPN2]

Series History: Temple leads, 10-5

Saturday, November 5

Navy vs. Notre Dame, 10:30 a.m. [CBS]
at Jacksonville, Fla.

Series History: Notre Dame leads, 76-12-1

Brigham Young at Cincinnati, 2:30 p.m.
[CBS Sports Network]

Series History: Brigham Young leads, 1-0

*Memphis at SMU, 3 p.m. [ESPNews]

Series History: Memphis leads, 5-3

*Tulane at UCF, 4 p.m. [ESPN3]

Series History: UCF leads, 5-3

*East Carolina at Tulsa, 7 p.m. [ESPNews]

Series History: East Carolina leads, 7-5

*American Athletic Conference Game
All Times Central

Record When Tulane...

	Under Fritz	2016
Plays at Night	2-3	2-3
Plays During the Day	1-2	1-2
Plays at Home	2-3	2-3
Plays on the Road	1-2	1-2
Plays at Neutral Site	0-0	0-0
Plays on Grass	0-0	0-0
Plays on Turf	3-5	3-5
Scores First	1-1	1-1
Opponent Scores First	2-4	2-4
Leads After First Quarter	1-1	1-1
Trails After First Quarter	2-3	2-3
Game is Tied After First Quarter	0-1	0-1
Leads at Halftime	1-0	1-0
Trails at Halftime	1-4	1-4
Game is Tied at Halftime	1-1	1-1
Leads After Third Quarter	1-2	1-2
Trails After Third Quarter	2-3	2-3
Game is Tied After Third Quarter	0-0	0-0
In Overtime	1-0	1-0
Scores 21 or More Points	3-2	3-2
Scores 20 or Less Points	0-3	0-3
Opponent Scores 21 or More Points	3-4	3-4
Opponent Scores 20 or Less Points	0-1	0-1
Victory Margin is 7 Points or Less	2-3	2-3
Victory Margin is 8-14 Points	0-1	0-1
Victory Margin is 15-20 Points	0-0	0-0
Victory Margin is 21+ Points	1-1	1-1
Amasses 350+ Total Yards	2-2	2-2
Holds Opponent to 350 or Less Yards	2-2	2-2
Commits Less than 3 TOs	3-4	3-4
Commits 3 or More TOs	0-1	0-1
Has Less TOs than Opponent	3-3	3-3
Has More TOs than Opponent	0-0	0-0
Has Equal TOs as Opponent	0-2	0-2
Has More First Downs than Opponent	2-2	2-2
Opponent Has More First Downs	1-3	1-3
Punts Less than 7 Times	2-2	2-2
Punts 7 or More Times	1-3	1-3
Player Runs for 100 or More Yards	2-2	2-2
Opponent Player Rushes for 100 or More Yards	0-3	0-3
Player Passes for 200 or More Yards	0-0	0-0
Opponent Player Passes for 200 or More Yards	2-3	2-3



Green Wave Game Notes



WILLIE FRITZ

Head Coach • First Season

Shawnee Mission, Kan.

Pittsburg State, 1983

Tulane University Director of Athletics **Troy Dannen** formally introduced **Willie Fritz** as the school's new football head coach on Dec. 15, 2015. Fritz became the 40th head football coach in the 121-year history of the Green Wave program.

With 193 career victories, Fritz entered the 2016 season ranked the fourth active winningest head coach among coaches in the Football Bowl Subdivision, tied with Kansas State's **Bill Snyder**.

Fritz brings 33 years of collegiate experience as a football student-athlete or coach to the Green Wave. He has led his teams to six combined conference championships (one at every level he has coached) and two bowl appearances. He was also twice named the national coach of the year, including the American Football Coaches Association Football Championship Subdivision (FCS) Coach of the Year in 2011 and the Liberty Mutual Coach of the Year in 2012.

Fritz, 55, came to Tulane from Georgia Southern where he spent two seasons and led the Eagles to a combined record of 17-7, a 2014 Sun Belt Conference (SBC) title and the school's first-ever NCAA postseason bowl game with their berth in the 2015 GoDaddy.com Bowl. Georgia Southern concluded the 2015 regular season with an 8-4 overall record, including a mark of 6-2 in conference play.

Fritz led the Eagles to a 9-3 overall record and a perfect mark of 8-0 in conference play during his first season at Georgia Southern in 2014, and was named the SBC Coach of the Year. However, the school's waiver claim to allow Georgia Southern to play in a bowl despite being in the second year of the NCAA's transition period was denied.

Prior to Georgia Southern, Fritz served as head coach at Sam Houston State from 2010-13. A proven winner with more than 30 years of coaching experience, Fritz joined the Eagles from Sam Houston State, where he led the team to back-to-back Southland Conference titles, NCAA FCS championship appearances in 2011 and 2012, and a third-straight playoff berth in 2013.

The Liberty Mutual Coach of the Year at the FCS level in 2012, Fritz was recognized nationally in 2011 as the American Football Coaches Association (AFCA) Coach of the Year. Honored as the AFCA Regional Coach of the Year in 2011 and 2012, Fritz was selected by the media and his peers in the Southland Conference as the league's Coach of the Year in 2011 after his team went a perfect 7-0 in conference play.

In 2011 and 2012, Sam Houston State posted the two highest single-season win totals in program history with marks of 14-1 (2011) and 11-4 (2012) and Bearkat players were showered with accolades. More than 50 earned All-Southland Conference honors under Fritz in the last four years, not including additional "Player of the Year," "Offensive Player of the Year," "Defensive Player of the Year," and "Newcomer of the Year" awards. All-America status from national coaching and media outlets were bestowed on 11 Sam Houston State

players during his tenure.

After a highly successful tenure at Blinn College, averaging nearly 10 wins a season during his four years there, Fritz left to revitalize a Central Missouri program and guided it to 11 winning seasons. The NCAA Division II program's ledger included two 10-win seasons with the 2001 Mule squad earning its first postseason trip in more than 30 years.

In 2002, Central Missouri made its first-ever appearance in the NCAA Division II playoffs and was the Mid-America Athletic Association (MIAA) co-champion a year later. A 97-47 mark in 13 seasons ranks Fritz as the winningest coach in the program's 118-year history. He was the only coach to ever win seven or more games in eight consecutive seasons and his victory total ranked him 15th among active Division II coaches at the time. In addition to his impressive 67.4 winning percentage with the Mules, Fritz coached his student-athletes to achieve their potential both on the field and in the classroom. More than 150 Mules were recognized with All-MIAA honors with 41 first-team selections and 24 All-Americans.

Under Fritz, Central Missouri recorded a graduation rate of 84 percent with 144 MIAA Commissioner's Academic Honor Roll recipients, 14 Academic All-Region and three Academic All-Americans.

Serving as a graduate assistant for the Bearkat program during the 1984 and 1985 seasons, Fritz earned a master's degree in kinesiology while Sam Houston State posted a 16-6 record and won the 1985 Gulf Star Conference championship. He returned to Huntsville in 1991 after spending two years at Coffeyville College in Kansas under legendary head coach **Dick Foster**, earning a promotion to defensive coordinator after one year. He stayed another two years to work for head coach **Skip Foster** and the Red Ravens.

Head coach **Ron Randleman** brought Fritz back to the state of Texas and Sam Houston State as secondary and special teams coach in 1991, instilling an attitude of excellence on special teams that would last more than a decade. The Bearkats' "block party" racked up 80 blocked punts, field goals and extra points beginning with Fritz in 1991 and lasting through 2004.

In Fritz's first year as a full-time assistant coach at Sam Houston State in 1991, the Bearkats won the Southland Conference. That league title and eight-win season launched SHSU to the program's second-ever appearance in the NCAA playoffs.

Fritz would leave Huntsville again, this time for an opportunity to be the head coach at Blinn College, where he would turn around a program that had only five wins in its previous three seasons.

From 1993-96, Fritz and the Buccaneers would rack up 39 victories against only five losses with a tie and claim two national junior college championships. He was inducted into the NJCAA Football Hall of Fame for the environment of success he created at Blinn.

One of seven children, Fritz is the son of the late **Harry Fritz**, who coached the Central Missouri football team in 1952 before continuing his career as the Executive Director at the National Association of Intercollegiate Athletics (NAIA) in Kansas City. The elder Fritz also served at several colleges and universities in administration as an athletics director.

Fritz played on two conference title teams and was a four-starter at defensive back for Coach Randleman at Pittsburg State and remained at his alma mater as a student assistant coach for his alma mater in 1982. Early coaching stops included a year at Shawnee Mission Northwest High School (Kansas) in 1983 and Willis High School (Texas) in 1986, with his return to Sam Houston State for graduate school in between those years.

Fritz and his wife **Susan** have three children, **Wesley, Lainie and Brooke**.

PERSONAL

Age: 55 (April 2, 1960)
Hometown: Shawnee Mission, Kansas
Wife: Susan
Children: Wesley, Lainie and Brooke

EDUCATION

Pittsburg State, 1983
Sam Houston State, Masters of Kinesiology, 1986

PLAYING EXPERIENCE

Pittsburg State, Defensive Back, 1978-81
Pittsburg State, Point Guard (Basketball), 1979-81

COACHING EXPERIENCE

1982, Pittsburg State (GA)
1983, Shawnee Mission NW HS (KS) (Asst.)
1984-85, Sam Houston State (GA)
1986, Willis HS (TX) (Asst.)
1987-90, Coffeyville CC (DC)
1991-92, Sam Houston State (DB/ST)
1993-96, Blinn College (HC)
1997-2009, Central Missouri (HC)
2010-13, Sam Houston State (HC)
2014-15, Georgia Southern (HC)
2016-Present, Tulane (HC)

POSTSEASON EXPERIENCE

2015 GoDaddy.com Bowl (Georgia Southern)*
2013 NCAA FCS Playoffs (Sam Houston State)
2012 NCAA FCS Championship game (Sam Houston State)
2011 NCAA FCS Championship game (Sam Houston State)
2002 NCAA Division II Playoffs (Central Missouri)
2001 Mineral Water Bowl (Central Missouri)
1996 NJCAA Championship Game (Blinn College)
1995 NJCAA Championship Game (Blinn College)
1994 Mineral Water Bowl (Blinn College)
1990 NJCAA Championship Game (Coffeyville Community Coll.)
1988 Jayhawk Bowl (Coffeyville Community College)
1987 Jayhawk Bowl (Coffeyville Community College)

AS A COLLEGE HEAD COACH

Year	School	Overall	Conf/Finish	Postseason
1993	Blinn College	6-3-1	3-2-1	
1994	Blinn College	9-2	5-1	L, Mineral Water Bowl
1995	Blinn College	12-0	6-0	W, NJCAA National Championship
1996	Blinn College	12-0	7-0	W, NJCAA National Championship
1997	Central Missouri	5-6	4-5/6th	
1998	Central Missouri	8-3	6-3/T-3rd	
1999	Central Missouri	7-4	5-4/4th	
2000	Central Missouri	7-4	5/4/T-4th	
2001	Central Missouri	10-2	7/2/2nd	W, Mineral Water Bowl
2002	Central Missouri	10-2	8-1/2nd	L, NCAA DII First Round
2003	Central Missouri	9-2	7-2/T-1st	
2004	Central Missouri	7-4	5-4/4th	
2005	Central Missouri	7-3	5-3/5th	
2006	Central Missouri	5-6	3-6/T-6th	
2007	Central Missouri	7-4	6-3/T-3rd	
2008	Central Missouri	7-4	5-4/T-4th	
2009	Central Missouri	8-3	6-3/T-2nd	
2010	Sam Houston State	6-5	4-3/T-3rd	
2011	Sam Houston State	14-1	7-0/1st	L, NCAA DI Championship
2012	Sam Houston State	11-4	6-1/T-1st	L, NCAA D1 Championship
2013	Sam Houston State	9-5	4-3/T-3rd	L, NCAA D1 Second Round
2014	Georgia Southern	9-3	8-0/1st	
2015	Georgia Southern	8-4	6-2/3rd	GoDaddy.com Bowl*
2016	Tulane	3-5	0-4	
TOTAL	24 Years	196-79-1	.712	

*Led Georgia Southern to a berth in the GoDaddy.com bowl but did not coach in the game

Depth Chart at UCF

OFFENSE

WR (H)	5	Terren Encalade (6-0, 195, RSo.)
	83	Trey Scott (6-1, 215, Jr.)
WR (Z)	9	Chris Johnson (6-1, 195, Fr.)
	81	D.J. Owens (5-10, 195, Fr.)
WR (X)	86	Darnell Mooney (6-1, 170, Fr.)
	85	Larry Dace III (5-9, 170, RSo.)
TE (Y)	89	Kendall Ardoin (6-5, 245, RSo.)
	93	John Washington (6-2, 290, RFr.)
LT	78	Todd Jacquet (6-6, 315, RSo.)
	50	Tyler Johnson (6-3, 280, Fr.)
LG	75	Chris Taylor (6-3, 325, Sr.)
	71	Jason Stewart (6-5, 360, RJr.)
C	72	John Leglue (6-7, 298, RSo.)
	53	Keyshawn McLeod (6-4, 290, RFr.)
RG	73	Leeward Brown (6-4, 350, RFr.)
	58	Brian Webb (6-2, 295, RFr.)
RT	79	Kenneth Santa Marina (6-6, 325, RJr.)
	50	Tyler Johnson (6-3, 280, Fr.)
QB	14	Glen Cuiellette (6-0, 215, RSo.)
	1	Johnathan Brantley (6-1, 195, Fr.)
RB	26	Dontrell Hilliard (6-0, 200, Jr.)
	or 3	Sherman Badie (6-0, 200, RJr.)
	25	Josh Rounds (6-0, 205, RSo.)
	or 33	Lazedrick Thompson (5-11, 220, RSo.)

SPECIALISTS

PK	42	Andrew DiRocco (6-1, 185, Jr.)
	45	Randy Harvey (6-0, 195, So.)
P	49	Zachary Block (6-5, 190, So.)
	41	Enrique Carrasquero (5-11, 180, So.)
DS	60	Geron Eatherly (6-0, 215, Fr.)
	96	Aaron Golub (6-1, 200, Jr.)
HO	14	Glen Cuiellette (6-0, 215, RSo.)
	49	Zachary Block (6-5, 190, So.)
	or 5	Terren Encalade (6-0, 195, RSo.)
KOR	3	Sherman Badie (6-0, 200, RJr.)
	or 26	Dontrell Hilliard (6-0, 200, Jr.)
	7	Devin Glenn (5-7, 155, So.)
PR	17	Parry Nickerson (6-0, 175, RJr.)
	or 3	Sherman Badie (6-0, 200, RJr.)
	or 26	Dontrell Hilliard (6-0, 200, Jr.)
	85	Larry Dace III (5-9, 170, RSo.)
	or 5	Terren Encalade (6-0, 195, RSo.)

DEFENSE

DE	90	Robert Kennedy (6-1, 265, RSo.)
	92	Daren Williams (6-3, 250, Jr.)
DT	77	Tanzel Smart (6-1, 305, Sr.)
	48	De'Andre Williams (6-3, 270, Fr.)
NT	94	Sean Wilson (6-4, 295, Jr.)
	65	Braynon Edwards (6-2, 350, RSo.)
DE	87	Ade Aruna (6-6, 265, RJr.)
	44	Luke Jackson (6-3, 240, RJr.)
MLB	2	Nico Marley (5-8, 200, Sr.)
	52	Eric Thomas (5-10, 240, Sr.)
WLB	56	Rae Juan Marbley (6-0, 240, Jr.)
	40	Zachery Harris (6-0, 220, RSo.)
NKL	19	Taris Shenall (6-0, 185, So.)
	16	P.J. Hall (5-11, 190, Fr.)
CB	17	Parry Nickerson (6-0, 175, RJr.)
	37	Thakarius Keyes (6-1, 185, Fr.)
CB	21	Donnie Lewis, Jr. (6-1, 185, RSo.)
	11	Tre Jackson (5-9, 180, Fr.)
FS	6	Jarrold Franklin (6-0, 205, RJr.)
	4	Will Harper (6-0, 205, Fr.)
SS	38	Roderic Teamer (6-0, 205, So.)
	16	P.J. Hall (5-11, 190, Fr.)



CAREER STARTS

44	Nico Marley
38	Chris Taylor
32	Tanzel Smart
30	Parry Nickerson
25	Todd Jacquet
22	Jarrold Franklin
19	Devon Breaux
19	Sean Wilson
19	Ade Aruna
18	Dontrell Hilliard
15	Eric Thomas
15	Donnie Lewis, Jr.
15	Terren Encalade
13	Kendall Ardoin, Richard Allen
12	Charles Jones II, Sherman Badie
11	Roderic Teamer
9	John Leglue
8	Leeward Brown
7	Junior Diaz
6	Lazedrick Thompson, Glenn Cuiellette
5	Trey Scott, Larry Dace III, Kenneth Santa Marina, Darnell Mooney
4	Zachery Harris, Taris Shenall, Peter Woullard
3	Robert Kennedy, Rae Juan Marbley
2	Johnathan Brantley
1	Daren Williams, William Townsend, Andrew Hicks, Quinlan Carroll, Braynon Edwards, Eldrick Washington, Chris Johnson, P.J. Hall, Tyler Johnson

CONSECUTIVE STARTS

35	Chris Taylor
33	Nico Marley
32	Tanzel Smart
29	Parry Nickerson
20	Jarrold Franklin, Todd Jacquet
14	Ade Aruna
10	Dontrell Hillard

CAREER GAMES PLAYED

45	Nico Marley
45	Marshall Wadleigh
44	Eric Thomas, Tanzel Smart, Chris Taylor
43	Josh Rounds
42	Todd Jacquet, Devon Breaux
35	Lazedrick Thompson
33	Richard Allen, Jarrod Franklin, Parry Nickerson
32	Dontrell Hilliard, Andrew DiRocco
31	Rae Juan Marbley
30	Trey Scott, Sean Wilson
28	Charles Jones II, Sherman Badie, Jason Stewart, Larry Dace III, Ade Aruna
27	Daren Williams
24	Quinlan Carroll, Eldrick Washington
22	Terren Encalade
21	William Townsend
20	Luke Jackson, John Leglue, Taris Shenall
19	Sergio Medina, Roderic Teamer, Eric Bowie
18	Kendall Ardoin, Robert Kennedy
17	Donnie Lewis, Jr.
16	Tristan Cooper, Zachary Block
15	Junior Diaz, Devin Glenn
14	Zachery Harris
13	Stephon Lofton, Kenneth Santa Marina
12	Devon Johnson
11	Andrew Hicks
9	Glenn Cuiellette
8	Peter Woullard, Leeward Brown, Larry Bryant, Geron Eatherly, Braynon Edwards, P.J. Hall, Lawrence Graham, Will Harper, Darnell Mooney
7	Chris Johnson, Sean Harper
6	Johnathan Brantley, John Washington
5	Chase Napoleon, D.J. Owens, Sam Davis
4	Eric Bell
3	Eric Lewis, Thakarius Keyes
2	Darius Bradwell, Aaron Golub, Tre Jackson, Keyshawn McLeod, Andrew Zuckerman, Randy Harvey, Tyler Johnson
1	Jared Bertrand, Reed Green, Miles Strickland

Yulman Stadium



Yulman Stadium, the crown jewel of the university's athletics complex, opened its doors for the first time in front of a capacity crowd on September 6, 2014 against Georgia Tech. Yulman Stadium marks the beginning of a renaissance of Tulane Athletics, bringing Green Wave football back to campus for the first time in nearly 40 years.

Tulane's new home field advantage came from the generosity of three couples in particular - **Richard Yulman** and his late wife **Janet, Gayle** and **Tom Benson** and **Jill** and **Avie Glazer**.

Richard Yulman, the retired chairman and owner of mattress manufacturing giant Serta International, donated \$15 million toward construction of this \$73 million facility. Yulman Stadium is named in honor of Richard, Janet and the Yulman family.

New Orleans Saints owner Tom Benson and his wife Gayle, a member of the Board of Tulane, donated \$7.5 million to Yulman Stadium. Benson Field, which will host the games of Yulman Stadium, is named in their honor.

Jill and Avie Glazer supported the stadium with a multi-million dollar gift. The Jill H. and Avram A. Glazer Family Club, the premium space in which to experience games at Yulman Stadium, is named in their honor.

Construction of Yulman Stadium began in January 2013. Gould Evans and Associates and Lee Ledbetter & Associates served as the project architects, while Woodward Design + Build LLC was the contractor.

Tulane football has been a part of the fabric of New Orleans since the Green Wave played its first season back in 1893. Generations experienced college football at the old Tulane Stadium from 1926-1974.

It is not hard to find a story about someone's experience at old Tulane Stadium. Boy Scouts selling programs, a record crowd of 86,598 watching the Green Wave defeat LSU in 1973, the annual Sugar Bowl and early Saints football, are all part of the story of Tulane Stadium.

Now in its third year, a new chapter continues to be written in a new home by a new (and old) generation of Green Wave fans.

Inside Yulman Stadium


Construction Began:	January 2013
First Game:	September 6, 2014 Tulane vs. Georgia Tech
Capacity:	30,000
Cost:	\$73 million
Architect:	Gould Evans and Associates and Lee Ledbetter & Associate
Contractor:	Woodward Design + Build LLC
Artificial Turf:	UBU Speed Series 5M
Field Size:	92,660 square feet
Steel:	2,200 tons



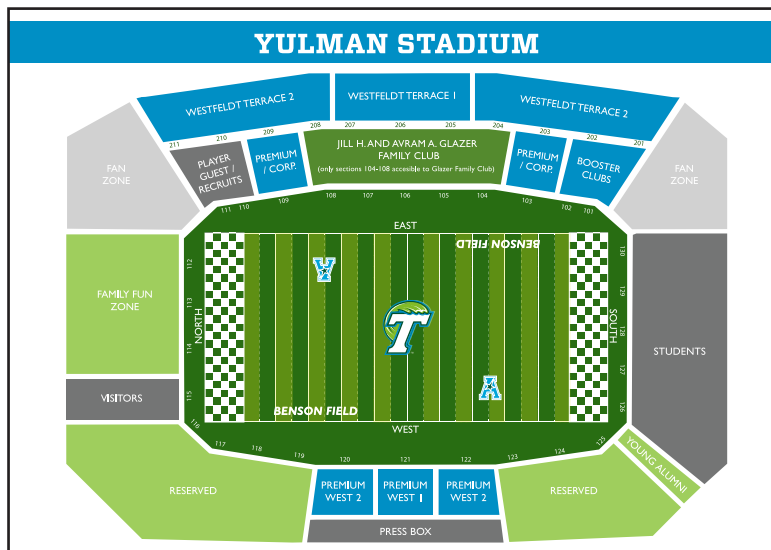
All-Time On Campus Home Record

	Wins	Losses	Ties
1893	1	2	
1894	0	3	
1895	3	0	
1896	2	0	
1898	1	0	
1899	0	3	1
1900	4	0	
1901	4	0	
1902	1	3	2
1903	2	2	1
1904	4	1	
1905	0	1	
1906	0	4	1
1907	3	2	
1908	6	0	
1909	4	2	2
1910	0	3	
1911	4	1	1
1912	5	1	
1913	2	3	
1914	3	1	1
1915	3	1	
1916	3	1	1
1917	3	1	1
1918	4	1	1
1919	3	2	
1920	4	1	
1921	3	4	
1922	4	1	
1923	6	0	
1924	6	1	
1925	5	0	1
1926	2	2	
1927	1	2	1
1928	4	2	1
1929	7	0	
1930	6	0	
1931	8	0	
1932	4	1	1
1933	4	2	
1934*	6	0	1
1935	6	3	
1936	5	1	1
1937	4	1	1
1938	6	1	1
1939*	7	1	1
1940	4	2	
1941	3	3	
1942	3	3	
1943	2	3	
1944	4	0	
1945	2	5	1
1946	3	4	
1947	2	3	2
1948	7	0	
1949	4	1	1
1950	4	2	1
1951	3	4	
1952	4	3	
1953	1	4	1
1954	0	3	3
1955	3	2	
1956	3	3	
1957	0	4	
1958	1	3	
1959	3	2	1
1960	1	2	1
1961	2	3	
1962	0	5	
1963	0	5	1
1964	2	2	
1965	2	3	
1966	3	1	1
1967	2	4	
1968	2	3	
1969	2	3	
1970	4	1	
1971	2	4	
1972	4	1	
1973	7	0	
1974	3	2	
(Tulane played its home games at the Superdome from 1975-2004; 2006-13)			
2014	2	4	
2015	2	4	
2016	2	3	
Total	261	165	34

*Includes Sugar Bowl played at Tulane Stadium



Tulane Stadium was the home to Tulane Football from 1926 until 1974. Built on an old plantation where sugar was first granulated, the original construction cost approximately \$300,000 and was made mostly from brick and concrete. As the site of the annual Sugar Bowl, Tulane Stadium was often informally referred to as "Sugar Bowl Stadium." After its expansion in the 1940's, Tulane Stadium became the largest football stadium in the south.





Green Wave Game Notes

Alphabetical Roster

No	Player	Pos	Ht	Wt	Cl./Exp	Hometown/High School/Previous School
23	Richard Allen	NB	5-9	175	Sr.-3L	Metairie, La./John Curtis Christian
89	Kendall Ardoin	TE	6-5	245	RS-SO.-1L	Ville Platte, La./Ville Platte
87	Ade Aruna	DE	6-6	265	RS-Jr.-2L	Akure, Nigeria/La Lumiere (Ind.) School
3	Sherman Badie	RB	6-0	200	RS-Jr.-2L	Metairie, La./John Curtis Christian
98	Eric Bell	DT	6-2	260	RS-Jr.-SQ	Harvey, La./West St. John
29	Jared Bertrand	RB	5-6	180	So.-WO-SQ	Covington, La./Archbishop Hannan
49	Zachary Block	P/K	6-5	190	So.-1L	Clermont, Fla./East Ridge
55	Eric Bowie	LB	6-2	225	RS-SO.-1L	Monroe, La./Ouachita Parish
11	Darius Bradwell	QB	6-1	220	Fr.-HS	Tallahassee, Fla./Godby
1	Johnathan Brantley	QB	6-1	195	Fr.-HS	Houston, Texas/C.E. King
8	Devon Breaux	WR	6-0	185	RS-Sr.-3L	Donaldsonville, La./Donaldsonville
73	Leeward Brown	OG	6-4	350	RS-Fr.-RS	Miami, Fla./Miramar
36	Larry Bryant	LB	6-1	200	Fr.-HS	Kennesaw, Ga./North Cobb
41	Enrique Carrasquero	P	5-11	180	WO-SO.-SQ	Metairie, La./Rummell
54	Quinlan Carroll	DE	6-2	235	RS-Jr.-2L	Belle Chasse, La./Belle Chasse
30	Tristan Cooper	WR	5-11	185	RS-Jr.-2L	Tampa, Fla./Plant
14	Glen Cuiellette	QB	6-0	215	RS-SO.-SQ	Mandeville, La./Mandeville
85	Larry Dace, III	WR	5-9	170	RS-Sr.-2L	New Orleans, La./St. Augustine
39	Sam Davis	S	5-10	185	WO-SO.-1L	Overland Park, Kan./Blue Valley West
51	Junior Diaz	C	6-2	300	RS-SO.-1L	Miami, Fla./Miami Central
42	Andrew DiRocco	K	6-1	185	Jr.-2L	Fort Lauderdale, Fla./ University School of Nova Southeastern
65	Braynon Edwards	DT	6-1	350	RS-SO.-SQ	Miami, Fla./Gulliver Prep
5	Terren Encalade	WR	6-0	195	RS-SO.-1L	East Pointe a la Hache, La./Belle Chasse
60	Geron Eatherly	DS	6-0	215	Fr.-HS	San Antonio, Texas/Tom C. Clark
34	Rocky Ferony	WR	6-2	170	Fr.-HS	Cedar Park, Texas/Cedar Park
59	Sterling Fitzwater	LB	5-10	205	RS-SO.-HS	Fairmont, W.V./ New Mexico Military Institute
34	Jeremie Francis	CB	5-11	180	RS-Fr.-RS	New Orleans, La./Warren Easton
6	Jarrold Franklin	S	6-0	205	RS-Jr.-2L	Baton Rouge, La./Univ. Laboratory School
7	Devin Glenn	WR	5-7	155	So.-1L	New Orleans, La./Warren Easton
96	Aaron Golub	DS	6-1	200	WO-Jr.-1L	Newton, Mass./Newton South
35	Lawrence Graham	LB	5-10	225	Fr.-HS	Lauderhill, Fla./American Heritage School
82	Reed Green	WR	6-1	185	WO-SO.-SQ	Meridian, Miss./West Lauderdale
16	P.J. Hall	DB	5-11	190	Fr.-HS	Hoover, Ala./Hoover
12	Sean Harper	DB	6-1	200	Fr.-HS	Fayetteville, Ga./Fayette County
4	Will Harper	S	6-0	205	Fr.-HS	Memphis, Tenn./Sandy Creek (Ga.)
40	Zachery Harris	LB	6-0	220	RS-SO.-1L	New Orleans, La./Holy Cross
45	Randy Harvey	K	6-0	195	WO-SO.-1L	Destrehan, La./Destrehan
27	John Helow	CB	5-9	170	Fr.-HS	Jacksonville, Fla./Bishop Kenny
80	Andrew Hicks	WR	6-3	220	So.-1L	Belle Chasse, La./Belle Chasse
26	Dontrell Hilliard	RB	6-0	200	Jr.-2L	Baton Rouge, La./Scotlandville
10	P.J. Hurst	QB	6-2	175	WO-Fr.-QB	Pacific Palisades, Calif./Palisades Charter
44	Luke Jackson	DE	6-3	240	RS-Jr.-1L	LaPlace, La./St. Charles Catholic
11	Tre Jackson	CB	5-9	180	Fr.-HS	Baton Rouge, La./ University Laboratory School
78	Todd Jacquet	OT	6-6	315	RS-Sr.-3L	New Orleans, La./Jesuit
9	Chris Johnson	WR	6-1	195	Fr.-HS	Baton Rouge, La./Scotlandville Magnet
74	Devon Johnson	OT	6-5	315	RS-SO.-1L	Amite, La./Amite
50	Tyler Johnson	OL	6-3	280	Fr.-HS	Stone Mountain, Ga./Stephenson
84	Charles Jones, II	TE	6-4	255	Jr.-2L	New Orleans, La./St. Augustine
90	Robert Kennedy	DE	6-1	265	RS-SO.-1L	Belle Chasse, La./Belle Chasse
37	Thakarius Keyes	DB	6-1	185	Fr.-HS	Laurel, Miss./Laurel
72	John Leglue	OT	6-7	315	RS-SO.-1L	Alexandria, La./Holy Savior Menard Central
21	Donnie Lewis, Jr.	CB	6-1	185	RS-SO.-1L	Baton Rouge, La./Central
24	Eric Lewis	DB	5-11	190	Fr.-HS	LaPlace, La./St. Charles Catholic
32	Stephon Lofton	CB	6-0	185	RS-SO.-1L	New Orleans, La./Miller-McCoy Academy

Numerical Roster

No	Player	Pos	Cl.
1.....	Johnathan Brantley	QB	Fr.
2.....	Nico Marley	LB	Sr.
3.....	Sherman Badie	RB	RJr.
4.....	Will Harper	S	Fr.
5.....	Terren Encalade	WR	RSo.
6.....	Jarrold Franklin	S	RJr.
7.....	Devin Glenn	WR	So.
8.....	Devon Breaux	WR	RSo.
9.....	Chris Johnson	WR	Fr.
10.....	P.J. Hurst	QB	Fr.
11.....	Darius Bradwell	QB	Fr.
11.....	Tre Jackson	DB	Fr.
12.....	Sean Harper	CB	Fr.
13.....	Brian Newman	WR	Jr.
13.....	William Townsend	TE	RJr.
14.....	Glen Cuiellette	QB	RSo.
15.....	Jacob Robertson, Jr.	WR	Fr.
16.....	P.J. Hall	DB	Fr.
17.....	Parry Nickerson	CB	RJr.
19.....	Taris Shenall	NB	So.
20.....	Chase Napoleon	DB	Fr.
21.....	Donnie Lewis, Jr.	CB	RSo.
22.....	Marshall Wadleigh	TE	Sr.
23.....	Richard Allen	NB	Sr.
24.....	Eric Lewis	DB	Fr.
25.....	Josh Rounds	RB	RSo.
26.....	Dontrell Hilliard	RB	Jr.
27.....	John Helow	CB	Fr.
28.....	Deion Rainey	DL	Fr.
29.....	Jared Bertrand	RB	So.
30.....	Tristan Cooper	WR	RJr.
31.....	Miles Strickland	RB	Fr.
32.....	Stephon Lofton	CB	RSo.
33.....	Lazedrick Thompson	RB	RSo.
34.....	Jeremie Francis	CB	RFr.
34.....	Rocky Ferony	WR	Fr.
35.....	Lawrence Graham	LB	Fr.
36.....	Larry Bryant	LB	Fr.
37.....	Thakarius Keyes	DB	Fr.
38.....	Roderic Teamer	S	So.
39.....	Sam Davis	S	So.
40.....	Zachery Harris	LB	RSo.
41.....	Enrique Carrasquero	P	So.
42.....	Andrew DiRocco	K	Jr.
43.....	Coby Neenan	K/P	Fr.
44.....	Luke Jackson	DE	RJr.
45.....	Randy Harvey	K	So.
46.....	Sergio Medina	TE	RJr.
47.....	Andrew Zuckerman	RB	Fr.
48.....	DeAndre Williams	DL	Fr.
49.....	Zachary Block	P/K	So.
50.....	Tyler Johnson	OL	Fr.
51.....	Junior Diaz	C	RSo.
52.....	Eric Thomas	LB	Sr.
53.....	Keyshawn McLeod	C	RFr.
54.....	Quinlan Carroll	DE	RJr.
55.....	Eric Bowie	LB	RSo.
56.....	Rae Juan Marbley	LB	Jr.
57.....	Peter Woullard	DE	RSo.
58.....	Brian Webb	OG	RFr.

Numerical Roster

No	Player	Pos	Cl.
59.....	Sterling Fitzwater	LB.....	RSo.
60.....	Geron Eatherly	DS	Fr.
63.....	Casey Spinelli	LB.....	Sr.
65.....	Braynon Edwards.....	DT	RSo.
66.....	Phabion Woodard	OL	Fr.
71.....	Jason Stewart	OL	RJr.
72.....	John Leglue.....	OT	RSo.
73.....	Leeward Brown	OT	RFr.
74.....	Devon Johnson	OT	RSo.
75.....	Chris Taylor	OG	Sr.
77.....	Tanzel Smart	DT	Sr.
78.....	Todd Jacquet.....	OT	RSr.
79.....	Kenneth Santa Marina ..	OT	RJr.
80.....	Andrew Hicks	WR.....	So.
81.....	D.J. Owens.....	WR.....	Fr.
82.....	Reed Green.....	WR.....	So.
83.....	Trey Scott.....	WR.....	Jr.
84.....	Charles Jones, II	TE	Jr.
85.....	Larry Dace, III.....	WR.....	RSr.
86.....	Darnell Mooney	WR.....	Fr.
87.....	Ade Aruna	DE	RJr.
89.....	Kendall Ardoin.....	TE	RSo.
90.....	Robert Kennedy	DE	RSo.
91.....	Eldrick Washington	DT	RJr.
92.....	Daren Williams	DE	Jr.
93.....	John Washington	OL/TE....	RFr.
94.....	Sean Wilson	DT	Jr.
95.....	Paul Staudinger.....	DT	Jr.
96.....	Aaron Golub.....	DS	Jr.
98.....	Eric Bell	DT	RJr.

Alphabetical Roster

No	Player	Pos	Ht	Wt	Cl./Exp	Hometown/High School/Previous School
56	Rae Juan Marbley	LB	6-0	240	Jr.-2L	Destrehan, La./Destrehan
2	Nico Marley	LB	5-8	200	Sr.-3L	Weston, Fla./Cypress Bay
53	Keyshawn McLeod	C	6-4	290	RS-Fr.-RS	Port Charlotte, Fla./Port Charlotte
46	Sergio Medina	TE	5-11	225	RS-Jr.-2L	Boutte, La./Hahnville
86	Darnell Mooney	WR	6-1	170	Fr.-HS	Gadsden, Ala./Gadsden City
20	Chase Napoleon	DB	5-11	200	Fr.-HS	Grand Prairie, Texas/South Grand Prairie
43	Coby Neenan	K/P	6-2	185	Fr.-HS	Dothan, Ala./Northview
13	Brian Newman	WR	5-9	180	Jr.-SQ	Houston, Texas/St. Pius X
17	Parry Nickerson	CB	6-0	175	RS-Jr.-2L	Algiers, La./West Jefferson
81	D.J. Owens	WR	5-10	195	Fr.-HS	Acworth, Ga./North Paulding
28	Deion Rainey	DL	6-2	270	Fr.-HS	Baton Rouge, La./ Southern University Lab School
15	Jacob Robertson, Jr.	WR	6-0	170	Fr.-HS	College Park, Ga./Woodward Academy
25	Josh Rounds	RB	6-0	205	RS-Sr.-3L	New Orleans, La./McMain
79	Kenneth Santa Marina	OT	6-6	325	RS-Jr.-1L	New Orleans, La./McDonogh 35
83	Trey Scott	WR	6-1	215	Jr.-2L	Powder Springs, Ga./McEachern
19	Taris Shenall	NB	6-0	185	So.-1L	Marrero, La./John Ehret
77	Tanzel Smart	DT	6-1	305	Sr.-3L	Baton Rouge, La./Scotlandville Magnet
63	Casey Spinelli	LB	5-10	192	WO-Sr.-SQ	Covington, La./St. Paul's School
95	Paul Staudinger	DT	6-6	221	WO-Jr.-SQ	Rye, N.Y./Rye
71	Jason Stewart	OG	6-5	360	RS-Jr.-2L	New Orleans, La./Warren Easton
31	Miles Strickland	RB	5-11	175	Fr.-HS	Madison, Ala./Bob Jones
75	Chris Taylor	OG	6-3	325	Sr.-3L	Baton Rouge, La./Zachary
38	Roderic Teamer	S	6-0	205	So.-1L	New Orleans, La./Brother Martin
52	Eric Thomas	LB	5-10	240	Sr.-3L	Meraux, La./John Curtis Christian School
33	Lazedrick Thompson	RB	5-10	220	RS-Sr.-3L	LaPlace, La./St. Charles Catholic
13	William Townsend	TE	6-0	230	RS-Jr.-2L	Miami, Fla./Miami Northland
22	Marshall Wadleigh	TE	5-11	205	WO-Sr.-3L	Pearl River, La./Northshore
91	Eldrick Washington	DT	6-2	280	RS-So.-2L	Harvey, La./Helen Cox
93	John Washington	OL/TE	6-2	290	RS-Fr.-RS	West Monroe, La./West Monroe
58	Brian Webb	OG	6-2	295	RS-Fr.-RS	New Orleans, La./Miller-McCoy Academy
92	Daren Williams	DE	6-3	250	Jr.-2L	Reserve, La./East St. John
48	De'Andre Williams	DL	6-3	270	Fr.-HS	Baton Rouge, La./Scotlandville Magnet
94	Sean Wilson	DT	6-4	295	Jr.-2L	Port Sulphur, La./South Plaquemines
66	Phabion Woodard	OL	6-4	245	Fr.-HS	Indianola, Miss./Gentry
57	Peter Woullard	DE	6-3	248	RS-So.-SQ	New Orleans, La./St. Augustine
47	Andrew Zuckerman	RB	5-8	185	Fr.-HS	Potomac, Md./Winston Churchill

Pronunciation Guide

ADE ARUNAah-DAY uh-ROON-uh
 Kendall **ARDOIN**AR-dwayn
 Sherman **BADIE**.....BAY-dee
 Eric **BOWIE**BOO-we
 Glen **CUIELLETTE**.....coo-YET
 Junior **DIAZ**DEE-az
 Andrew **DIROCCO**de-ROK-oh
 Terren **ENCALADE**ON-cuh-lahd
GERON EATHERLY..... G-AIR-un Eh-THERE-ly
 Aaron **GOLUB**Gah-lub
 John **HELOW**HE-low
DONTRELL HILLIARDdon-TREL HIL-yard
 Todd **JACQUET**.....JOK-ett

John **LEGLUE** luh-GLU
STEPHON Loftonstef-ON
RAE JUAN Marbleyray-ZHAN
THAKARIUS Keyes THACK-air-e-us
 Sergio **MEDINA**muh-DEEN-uh
 Coby **NEENAN** Knee-None
PARRY Nickerson PER-ee
 Casey **SPINELLI** spin-EL-ee
 Paul **STAUDINGER**..... STAW-den-jer
LAZEDRICK Thompson.....LUH-zed-rik
 Marshall **WADLEIGH**.....WAD-lee
ELDRICK Washington.....ELD-rick
 Peter **WOULLARD**..... WOOL-urd

Offensive Depth Chart Bios

QUARTERBACKS



14 • Glen Cuiellette
6-0 • 215 • RS-So.

- Played in nine career games with six starts.
- Completed 13-of-26 passes for 164 yards and two touchdowns against SMU on Oct. 29, marking his second multi-touchdown game of the season. Both touchdowns were 24-yard completions to wide receiver Terren Encalade.

- Connected on 3-of-19 attempts at Tulsa on Oct. 22, accumulating just 37 yards.
- Completed 11-of-30 attempts for 144 yards and one touchdown in the 24-14 loss to Memphis on Oct. 14, throwing a touchdown pass for the third straight game. Also earned his first career rushing touchdown, along with garnering 35 yards on 18 carries.
- Recorded a career best 168 passing yards in the 31-24 win at UMass on Oct. 1, ultimately completing 11-of-20 pass attempts, including his longest touchdown pass of the season in a 36-yarder to Terren Encalade.
- Led the Green Wave to a 41-39 quadruple overtime victory over UL Lafayette on Sept. 24, completing three of his career high four touchdown passes in overtime, totaling a career best 165 yards. Also marked the first four touchdown performance since Jordy Joseph against Tulsa last season.
- Registered his first career start at Wake Forest on Sept. 1, completing 12-of-23 passes for 134 yards, including a 46-yard pass to Josh Rounds.
- Led the squad in rushing attempts (22) at Wake Forest, on Sept. 1, gaining 54 yards on the ground.
- Rushed five times for 20 yards and completed one of two pass attempts for five yards in the 66-21 win over Southern on Sept. 10.
- Played two snaps vs Navy on Sept. 17.

RUSHING	g	att	yards	td	long	avg/c	avg/g
2015	1	0	0	0	0	0.0	0.0
2016	8	87	177	1	25	2.0	22.1
TOTAL	9	87	177	1	25	2.0	19.7

PASSING	g	cmp-att-int	yards	td	long	pct	avg/p	avg/g	effic
2015	1	0-0-0	0	0	0	0.0	0.0	0.0	0.0
2016	8	61-143-4	817	8	46	42.7	5.7	102.1	103.5
TOTAL	9	61-143-4	817	8	46	42.7	5.7	90.8	103.5

TOTAL OFFENSE	g	rush	pass	total	avg/g
2015	1	0	0	0	0.0
2016	8	177	817	994	124.2
TOTAL	9	177	817	994	110.4

QUARTERBACKS



1 • Johnathan Brantley
6-1 • 195 • Fr.

- Played in six career games with two starts.
- Rushed three times for negative two yards vs SMU on Oct. 29.
- Carried the ball twice for a gain of seven yards at Tulsa on Oct. 22.

- Rushed three times for one yard at UMass on Oct. 1.
- Started against UL Lafayette on Sept. 24, completing 3-of-3 passes for 16 yards. Also rushed eight times for seven yards.
- Made his first career start vs Navy on Sept. 17, completing 3-of-12 passes for 21 yards. Brantley also rushed 10 times for 29 yards.
- Rushed the ball for 63 yards on his first play of his collegiate career vs Southern on Sept. 10.
- Finished with the most rushing yards (119 on 11 carries) and best rushing average (10.8) amongst the Green Wave in the 66-21 win over Southern on Sept. 10.

RUSHING	g	att	yards	td	long	avg/c	avg/g
2016	6	37	161	0	63	4.4	26.8
TOTAL	6	37	161	0	63	4.4	26.8

PASSING	g	cmp-att-int	yards	td	long	pct	avg/p	avg/g	effic
2016	6	7-20-0	44	0	12	35.0	2.2	7.3	53.5
TOTAL	6	7-20-0	44	0	12	35.0	2.2	7.3	53.5

TOTAL OFFENSE	g	rush	pass	total	avg/g
2016	6	161	44	205	34.2
TOTAL	6	161	44	205	34.2

RUNNING BACKS



26 • Dontrell Hilliard

6-0 • 200 • Jr. • 2L

- Played in 32 career games with 18 starts.
- Rushed 316 times for 1,738 yards with 17 touchdowns. Also recorded 61 receptions for 610 yards and two scores, while also returning 18 kickoffs for 278 yards.

• Rushed for 100+ yards for the third time this season and for the second straight game vs SMU on Oct. 29, garnering 111 yards on the ground, including a season best 67-yard rush, with one touchdown. Also caught three passes for 35 yards, including a season long of 33 yards.

• Recorded a career day at Tulsa on Oct. 22, rushing for a career high 124 yards on 12 carries (10.3 avg). Also earned his fourth career multi-touchdown game with two scores, including one that was a 30-yard touchdown rush.

• Rushed eight times for 21 yards and caught one pass for 28 yards vs. Memphis on Oct. 14.

• Carried the ball a season high 22 times for 99 yards at UMass on Oct. 1, including an 11-yard touchdown rush.

• Led the team in carries (16) and yardage (49) vs UL Lafayette on Sept. 24, also reeling in one catch for 12 yards.

• Led the team in carries (16) and rushing yards (97) vs Navy, averaging 6.1 yards per carry on the night. Hilliard also scored for the second straight game, recording a 36-yard touchdown run.

• Recorded his third multi-touchdown game of his career vs Southern on Sept. 10, reaching the endzone a career high three times on his way to earning 103 yards on the ground on 10 attempts (10.3 avg).

• Made the start at Wake Forest on Sept. 1, rushing seven times for 36 yards, as his 5.1 yards per carry was the best Green Wave rushing average on the day.

RUSHING	g	att	yards	td	long	avg/c	avg/g
2014	12	97	452	3	45	4.7	37.7
2015	12	115	646	6	85	5.6	53.8
2016	8	104	640	8	67	6.2	80.0
TOTAL	32	316	1738	17	85	5.5	54.3

RECEIVING	g	rec	yards	td	long	rec/g	avg/c	avg/g
2014	12	30	244	1	63	2.5	8.1	20.3
2015	12	23	267	1	66	1.9	11.6	22.2
2016	8	8	99	0	33	1.0	12.4	12.4
TOTAL	32	61	610	2	66	1.9	10.0	19.1



3 • Sherman Badie

6-0 • 200 • RS-Jr. • 2L

- Played in 28 games with 11 starts at running back.
- Rushed 215 times for 1,088 yards and six touchdowns. Has also hauled in 52 catches for 402 yards and one score and returned 25 kickoffs for 594 yards including one touchdown.

• Recorded six carries for 20 yards vs SMU on Oct. 29, including a nine-yard touchdown rush. Also hauled in one catch for 10 yards.

• Returned to action at Tulsa on Oct. 22, logging four carries for four yards.

• Returned a kickoff 86-yards for the touchdown vs Southern on Sept. 10, which led to Badie being named The American's Special Teams Player of the Week.

The kickoff return touchdown was the first of his career and the longest return as well.

• Rushed five times for 40 yards vs Southern on Sept. 10.

• Rushed seven times at Wake Forest on Sept. 1, for a net gain of 26 yards, with a bulk of the yardage gained from bursting out a 22-yard attempt.

RUSHING	g	att	yards	td	long	avg/c	avg/g
2014	12	121	688	3	90	5.7	57.3
2015	12	72	310	2	56	4.3	25.8
2016	4	22	90	1	22	4.1	22.5
TOTAL	28	215	1088	6	90	5.1	38.9

RECEIVING	g	rec	yards	td	long	rec/g	avg/c	avg/g
2014	12	24	108	1	13	2.0	4.5	9.0
2015	12	27	284	0	51	2.2	10.5	23.7
2016	4	1	10	0	10	0.2	10.0	2.5
TOTAL	28	52	402	1	51	1.9	7.7	14.4

RUNNING BACKS



33 • Lazedrick Thompson

5-11 • 220 • RS-Sr. • 3L

- Played in 35 career games with six starts.
- Has 225 carries for 1,059 yards with nine touchdowns. Also has four receptions for 35 yards.

• Had three carries for eight yards vs SMU on Oct. 29.

• Garnered 66 yards on seven carries (9.4 avg), including a season long 41-yard rush. Also earned a five-yard touchdown carry.

• Led the team with a season high 69 rushing yards on eight carries (8.6 avg) vs Memphis on Oct. 14, including a season long carry of 36 yards.

• Recorded the best rushing average at UMass on Oct. 1 with his 6.8 yards per carry. Carried eight times for 54 yards, including a 19-yard touchdown run.

• Recorded seven carries for 30 yards vs UL Lafayette on Sept. 24.

• Carried the ball six times for 20 yards vs Navy on Sept. 17.

• Earned the first multi-touchdown game of his career vs Southern on Sept. 10, recording touchdown runs of 11 and nine yards. In all, Thompson rushed four times for 28 yards on the night.

• Had six carries at Wake Forest on Sept. 1, resulting in 21 yards (3.5 avg). Also grabbed one catch for six yards.

RUSHING	g	att	yards	td	long	avg/c	avg/g
2013	8	22	68	0	16	3.1	8.5
2014	11	109	533	4	48	4.9	48.5
2015	8	45	162	1	15	3.6	20.2
2016	8	49	296	4	41	6.0	37.0
TOTAL	35	225	1059	9	48	4.7	30.3

RECEIVING	g	rec	yards	td	long	rec/g	avg/c	avg/g
2013	8	1	31	0	31	0.1	31.0	3.9
2014	11	1	4	0	4	0.1	4.0	0.4
2015	8	0	0	0	0	0.0	0.0	0.0
2016	8	2	0	0	6	0.2	0.0	0.0
TOTAL	35	4	35	0	31	0.1	8.8	1.0



25 • Josh Rounds

6-0 • 205 • RS-Sr. • 3L

- Played in 43 career games.

• Rushed 179 times for 933 yards for six touchdowns to go along with his 37 receptions for 259 yards. Also recorded 29 kickoff returns for 516 yards.

• Notched seven carries for 58 yards vs SMU on Oct. 29, including one rush for 44 yards.

• Posted a career day at Tulsa on Oct. 22 - achieving a career best 166 yards on 15 carries (11.1 avg), including a career long 84-yard rush. Also tacked on one touchdown. Rounds' 166 yards was the first 150+ yard rushing performance by a Green Wave player since Sherman Badie's 215 yards at Tulsa in Aug. of 2014.

• Rushed seven times for 33 yards, including a long of 11 yards, vs Memphis on Oct. 14. Also reeled in one catch for 10 yards.

• Carried the ball a season high 16 times for 77 yards at UMass on Oct. 1, including a 10-yard touchdown run.

• Averaged a team best 4.5 yards per carry vs UL Lafayette on Sept. 24, finishing with 10 carries for 45 yards.

• Scored for the second straight week, recording a 2-yard touchdown run in the second quarter vs Navy. Rounds capped an eight-play 75-yard drive in which he carried the ball five times for 52 yards. Overall, Rounds rushed 11 times for 75 yards.

• Recorded the first multi-touchdown game of his career with two vs Southern on Sept. 10. Also tied for the most rushing attempts (11) on his way to garnering 66 yards.

• At Wake Forest on Sept. 1, Rounds' lone reception was the biggest gain of the game, catching a 46-yard pass from Cuelllette. Rounds also rushed one time for three yards.

RUSHING	g	att	yards	td	long	avg/c	avg/g
2012	10	17	40	0	7	2.4	4.0
2013	13	49	163	0	20	3.3	12.5
2015	12	35	207	1	46	5.9	17.2
2016	8	78	523	5	84	6.7	65.4
TOTAL	43	179	933	6	84	5.2	21.7

RECEIVING	g	rec	yards	td	long	rec/g	avg/c	avg/g
2012	10	14	78	0	21	1.4	5.6	7.8
2013	13	12	65	0	10	0.9	5.4	5.0
2015	12	8	61	0	16	0.7	7.6	5.1
2016	8	3	55	0	46	0.4	18.3	6.9
TOTAL	43	37	259	0	46	0.9	7.0	6.0

TIGHT ENDS



89 • Kendall Ardoin

6-5 • 245 • RS-So. • 1L

- Played in 18 career games with 14 starts.
- Earned his sixth straight start at Tulsa on Oct. 22.
- Reeled in his first touchdown of the season via a career long 20-yard reception - his lone catch of the game - vs Memphis on

Oct. 14.

- Caught the two-point conversion that ultimately sealed the four-overtime, 41-39 win, vs UL Lafayette on Sept. 24.
- Reeled in one catch for seven yards vs Southern on Sept. 10.

RECEIVING	g	rec	yards	td	long	rec/g	avg/c	avg/g
2015	12	6	52	2	15	0.5	8.7	4.3
2016	6	2	27	1	20	0.3	13.5	4.5
TOTAL	18	8	79	3	20	0.4	9.9	4.4




93 • John Washington

6-3 • 290 • RS-Fr. • RS

- Played in six games this season on the offensive line
- Recorded two tackles, including one for a loss of one yard.

TACKLES	g	ua	a	total	tfl	pd	ff	fr	blk
2016	6	2	0	2	1.0-1	0	0	0	0
TOTAL	6	2	0	2	1.0-1	0	0	0	0



22 • Marshall Wadleigh

5-11 • 205 • Sr. • 3L

- Played in 45 career games.
- Rushed twice for 26 yards (13.0 avg) while returning two kickoffs for 12 yards (6.0 avg).
- Also owns 16 tackles (15 solo, 1 assist).

- Recorded his first tackle of the season, on special teams, vs SMU on Oct. 29.

RUSHING	g	att	yards	td	long	avg/c	avg/g
2013	13	0	0	0	0	0.0	0.0
2014	12	0	0	0	0	0.0	0.0
2015	12	2	26	0	24	13.0	2.2
2016	8	0	0	0	0	0.0	0.0
TOTAL	45	2	26	0	24	13.0	0.6

TACKLES	g	ua	a	total	tfl	pd	ff	fr	blk
2013	13	2	0	2	0.0-0	0	0	0	0
2014	12	2	1	3	0.0-0	0	0	0	0
2015	12	10	0	10	0.0-0	0	0	0	0
2016	8	1	0	1	0.0-0	0	0	0	0
TOTAL	45	15	1	16	0.0-0	0	0	0	0

WIDE RECEIVERS



86 • Darnell Mooney

6-1 • 170 • Fr.

- Played in eight career games with five starts.
- Caught one pass for eight yards vs SMU on Oct. 29. Now has a reception in five straight games.

- Reeled in one reception for 19 yards at Tulsa on Oct. 22.
- Set a career high of four receptions, totaling 45 yards, vs Memphis on Oct. 14.
- Notched three receptions at UMass on Oct. 1, garnering 25 total yards.
- Had a breakout game in the 41-39, four-overtime victory over UL Lafayette on Sept. 24, recording his first three collegiate receptions and first career touchdown, which came in the second overtime via a 25-yard pass from Glen Cuiellette. Also recorded his first career rush attempt, carrying the ball four yards vs UL Lafayette.

RUSHING	g	att	yards	td	long	avg/c	avg/g
2016	8	3	18	0	8	6.0	2.2
TOTAL	8	3	18	0	8	6.0	2.2

RECEIVING	g	rec	yards	td	long	rec/g	avg/c	avg/g
2016	8	12	148	1	25	1.5	12.3	18.5
TOTAL	8	12	148	1	25	1.5	12.3	18.5



85 • Larry Dace III

5-9 • 170 • RS-Sr. • 2L

- Played in 28 career games with five starts.
- Has totaled 18 receptions for 200 yards and one touchdown.
- Played in all but the UMass game on Oct. 1 this season, including starts in the first three games.

- Caught two passes for 22 yards, including one for 16 yards. Now has a reception in two straight games.
- Logged his first reception since the season opener at Tulsa on Oct. 22, earning one catch for 15 yards.
- Co-led the team with four receptions at Wake Forest on Sept. 1, resulting in 38 yards.

RECEIVING	g	rec	yards	td	long	rec/g	avg/c	avg/g
2013	1	0	0	0	0	0.0	0.0	0.0
2014	8	0	0	0	0	0.0	0.0	0.0
2015	12	11	125	1	27	0.9	11.4	10.4
2016	7	7	75	0	18	1.0	10.7	10.7
TOTAL	28	18	200	1	27	0.6	11.1	7.1

WIDE RECEIVERS



9 • Chris Johnson
6-1 • 195 • Fr.

- Played in seven career games with one start.
- Started his first career game vs Memphis on Oct. 14.
- Recorded his first collegiate catch at UMass on Oct. 1, reeling in an 18-yard pass.

RECEIVING	g	rec	yards	td	long	rec/g	avg/c	avg/g
2016	7	1	18	0	18	0.1	18.0	2.6
TOTAL	7	1	18	0	18	0.1	18.0	2.6



81 • D.J. Owens
5-10 • 195 • Fr.

- Played in five games this season.
- Has yet to record a reception.



8 • Devon Breaux
6-0 • 185 • RS-Sr. • 3L

- Played in 42 career games with 19 starts.
- Owns 41 catches for 625 yards and five touchdowns. Also has 10 kickoff returns for 206 yards.
- Became the first Tulane male track and field student-athlete to qualify for the NCAA National Championships in the post-Katrina era and also captured the 2015 American Athletic Conference Championship in the Long Jump (7.45 meters).
- Returned one kickoff for 24 yards at Tulsa on Oct. 22.
- Returned three kickoffs for a total of 53 yards, including a long of 22 yards, against Memphis on Oct. 14.
- Earned one catch for 16 yards vs UL Lafayette on Sept. 24.
- Caught one pass for five yards vs Navy on Sept. 17.
- Reeled in one catch for 17 yards on a 4th-and-10 play at Wake Forest on Sept. 1.

RECEIVING	g	rec	yards	td	long	rec/g	avg/c	avg/g
2013	11	6	101	2	42	0.5	16.8	9.2
2014	12	7	55	0	16	0.6	7.9	4.6
2015	11	25	431	3	76	2.3	17.2	39.2
2016	8	3	38	0	17	0.4	12.7	4.8
TOTAL	42	41	625	5	76	1.0	15.2	14.9

WIDE RECEIVERS



5 • Terren Encalade
6-0 • 195 • RS-So. • 1L

- Played in 22 career games with 16 starts.
- Has hauled in 51 receptions for 655 yards and rushed for 23 yards on two attempts.
- Registered four catches for 75 yards, including two 24-yard

touchdown receptions, vs SMU on Oct. 29. It marked his second multi-touchdown performance of the season.

- Logged just one catch for three yards at Tulsa on Oct. 22.
- Led the team in receiving yards with 47 on three receptions vs Memphis on Oct. 14, including a long of 27 yards. Now has three or more receptions in three straight games.
- With 103 receiving yards vs ULL on Sept. 24 and 125 yards at UMass on Oct. 1, Encalade became the first Tulane receiver since Ryan Grant in 2012 to net back-to-back 100+ yard receiving games.
- Set a new career high with 125 receiving yards at UMass on Oct. 1, where he also tied his career high of seven receptions. Also recorded a 36-yard touchdown reception, marking the longest touchdown catch of his career.
- Recorded a career best seven receptions for 103 yards with a career high three touchdowns - with two coming in overtime - in the 41-39 quadruple overtime win vs UL Lafayette on Sept. 24.
- Encalade's three touchdown receptions vs UL Lafayette on Sept. 24 marked the first time since Roydell Williams caught three TD's against UAB on Oct. 23, 2004.
- Recorded his first career rush attempts vs Navy on Sept. 17, notching two carries for 23 yards.
- Had one of two total Tulane receptions (five yards) in 66-21 win over Southern on Sept. 10.
- Tied Dace for the most receptions in the opener at Wake Forest on Sept 1 with four, equating to 19 total yards.

RUSHING	g	att	yards	td	long	avg/c	avg/g
2014	12	0	0	0	0	0.0	0.0
2015	2	0	0	0	0	0.0	0.0
2016	8	2	23	0	13	11.5	2.9
TOTAL	22	2	23	0	13	11.5	1.0

RECEIVING	g	rec	yards	td	long	rec/g	avg/c	avg/g
2014	12	20	235	0	35	1.7	11.8	19.6
2015	2	4	43	0	20	2.0	10.8	21.5
2016	8	27	377	6	38	3.4	14.0	47.1
TOTAL	22	51	655	6	38	2.3	12.8	29.8



83 • Trey Scott
6-1 • 215 • Jr.

- Played in 30 career games, including seven this season.
- Boasts 30 career receptions for 310 yards.
- Notched his first two receptions of the season vs SMU on Oct. 29, with a pair of seven-yard catches for 14 yards.
- Recorded one carry for seven yards vs Southern on Sept. 10.

RUSHING	g	att	yards	td	long	avg/c	avg/g
2014	12	0	0	0	0	0.0	0.0
2015	11	0	0	0	0	0.0	0.0
2016	7	1	7	0	7	7.0	1.0
TOTAL	30	1	7	0	7	7.0	0.2

RECEIVING	g	rec	yards	td	long	rec/g	avg/c	avg/g
2014	12	10	91	0	19	0.8	9.1	7.6
2015	11	18	205	0	35	1.6	11.4	18.6
2016	7	2	14	0	7	0.3	7.0	2.0
TOTAL	30	30	310	0	35	1.0	10.3	10.3

LEFT TACKLES



78 • Todd Jacquet

6-6 • 315 • RS-Sr. • 3L

- Played in 42 career games with 25 starts.
- Started in all eight games this season, extending his starting streak to 20 games.
- Made the start at right guard vs Navy on Sept. 17.



50 • Tyler Johnson

6-3 • 280 • Fr.

- Has not played in 2016.


LEFT GUARDS



75 • Chris Taylor

6-3 • 325 • Sr. • 3L

- Has played in 44 career games with 38 starts.
- Started in all eight games this season, extending his starting streak to 35 straight games, which marks the longest on the team.
- Started at left tackle vs Navy on Sept. 17.



71 • Jason Stewart

6-5 • 360 • RS-Jr. • 2L

- Played in 27 career games.
- Saw playing time vs SMU on Oct. 29 and Memphis on Oct. 14.
- Made his 2016 debut in 66-21 win over Southern on Sept. 10.

CENTERS



72 • John Leglue

6-7 • 315 • RS-So. • 1L

- Played in 20 career games with nine starts, including 14 games with four starts at right tackle.
- Started at center vs UL Lafayette on Sept. 24 and has been the mainstay at the position since.



53 • Keyshawn McLeod

6-4 • 290 • RS-Fr.

- Played in two career games.
- Made his 2016 debut in 66-21 win over Southern on Sept. 10.
- Also vs Navy on Sept. 17.

RIGHT GUARDS



73 • Leeward Brown

6-4 • 350 • RS-Fr.

- Played in eight career games with eight starts, all this season.
- Started at left guard vs Navy on Sept. 17.



58 • Brian Webb

6-2 • 295 • RS-Fr.

- Has not played in 2016.

RIGHT TACKLES



79 • Kenneth Santa Marina

6-6 • 325 • RS-Jr. • 1L

- Played in 13 career games with five starts, including eight games at right guard.
- Made his first career start at right tackle vs UL Lafayette on Sept. 24 and has started at right tackle every week since.




74 • Devon Johnson

6-5 • 315 • RS-So. • 1L

- Played in 12 career games.
- Made his 2016 debut in 66-21 win over Southern on Sept. 10.

Defensive Depth Chart Bios

DEFENSIVE ENDS



90 • Robert Kennedy

6-1 • 265 • RS-So. • 1L

- Played in 18 career games with three starts.
- Boasts 22 career tackles, 2.0 tackles for a loss of eight yards and one sack.
- Started vs SMU on Oct. 29, recording three tackles.
- Recorded a career day at Tulsa on Oct. 22 with his first double-digit tackling performance (10). Also gathered his first career fumble recovery.
- Made his first collegiate start at Wake Forest on Sept. 1. Also started vs Southern on Sept. 10.
- Recorded three tackles at Wake Forest on Sept. 1 (2 solo), including an assisted tackle for loss.

TACKLES	g	ua	a	total	tfl	pd	ff	fr	blk
2015	12	4	2	6	1.0-6	0	0	0	0
2016	6	8	8	16	1.0-2	0	0	1	0
TOTAL	18	12	10	22	2.0-8	0	0	1	0

SACKS	g	ua	a	total	yards
2015	12	1	0	1.0	6
2016	6	0	0	0.0	0
TOTAL	18	1	0	1.0	6



92 • Daren Williams

6-3 • 250 • Jr. • 2L

- Has played in 27 career games with one start.
- Boasts 39 career tackles, including 3.5 tackles for loss of 19 yards.
- Logged one tackle vs SMU on Oct. 29.
- Collected a season high of five tackles at Tulsa on Oct. 22.
- Notched four tackles in the win over UL Lafayette on Sept. 24.
- Recorded one tackle for a loss of two yards vs Southern on Sept. 10.

TACKLES	g	ua	a	total	tfl	pd	ff	fr	blk
2014	9	4	6	10	0.0-0	0	0	0	0
2015	11	6	12	18	2.0-17	0	0	0	0
2016	7	5	6	11	1.5-2	0	0	0	0
TOTAL	27	15	24	39	3.5-19	0	0	0	0

SACKS	g	ua	a	total	yards
2014	9	0	0	0.0	0
2015	11	0	2	1.0	15
2016	7	0	0	0.0	0
TOTAL	27	0	2	1.0	15

DEFENSIVE ENDS



87 • Ade Aruna

6-6 • 265 • RS-Jr. • 2L

- Played in 28 career games with 19 starts.
- Recorded 70 career tackles, 13.0 tackles for loss, 8.0 sacks, three forced fumbles and two fumble recoveries.
- Started in all eight games this season.
- Collected a career high eight tackles vs SMU on Oct. 29, including his first multi-sack game of his career (two sacks). Also totaled three tackles for loss of 14 yards.
- Earned four tackles at Tulsa on Oct. 22.
- Recorded his second sack of the season vs Memphis on Oct. 14, earning a total of two tackles for a loss of eight yards on the night. Also collected his second fumble recovery of the season to go along with his four total tackles.
- Tallied one tackle at UMass on Oct. 1, brining his season total to 15.
- Recorded a season high five tackles vs UL Lafayette on Sept. 24.
- Tallied his first career fumble recovery vs Navy on Sept. 17, along with gathering three tackles, including one tackle for a loss of two yards.
- Earned his fifth career sack vs Southern on Sept. 10, resulting in his third career forced fumble, which led to a Tulane touchdown on ensuing drive.
- Collected four tackles at Wake Forest on Sept. 1.

TACKLES	g	ua	a	total	tfl	pd	ff	fr	blk
2014	8	6	1	7	1.0-4	0	1	0	0
2015	12	24	8	32	5.0-27	2	1	0	0
2016	8	20	11	31	7.0-34	0	1	2	0
TOTAL	28	50	20	70	13.0-65	2	3	2	0

SACKS	g	ua	a	total	yards
2014	8	1	0	1.0	4
2015	12	3	0	3.0	20
2016	8	4	0	4.0	29
TOTAL	28	8	0	8.0	53



44 • Luke Jackson

6-3 • 240 • RS-Jr. • 1L

- Played in 20 career games, including appearances in all eight games this season.
- Logged one solo tackle vs SMU on Oct. 29.
- Recorded a career best four tackles at Tulsa on Oct. 22, including two for a loss of five yards. Also earned his first career sack.
- Earned a tackle at UMass on Oct. 1.
- Notched a tackle vs UL Lafayette on Sept. 24.

TACKLES	g	ua	a	total	tfl	pd	ff	fr	blk
2015	12	2	1	3	1.0-3	0	0	0	0
2016	8	7	1	8	2.0-5	0	0	0	0
TOTAL	20	9	2	11	3.0-8	0	0	0	0

SACKS	g	ua	a	total	yards
2015	12	0	0	0.0	0
2016	8	1	0	1.0	3
TOTAL	20	1	0	1.0	3

DEFENSIVE TACKLES



77 • Tanel Smart

6-1 • 305 • Sr. • 3L

- Played in 44 career games with 32 starts.
- Recorded 165 career tackles with 31.5 tackles for loss, seven career sacks, three forced fumbles and two fumble recoveries.
- Logged two solo tackles, including one for a loss of one yard, vs SMU on Oct. 29.
- Earned eight tackles, including 1.5 tackles for a loss of five yards at Tulsa on Oct. 22.
- Led the team in tackles with seven, including one for a loss of five yards, vs. Memphis on Oct. 14.
- Recorded a sack and forced fumble in the third quarter at UMass on Oct. 1, which led to a Tulane touchdown just two plays later. Finished with four tackles in the 31-24 victory.
- Earned a career high 10 tackles vs UL Lafayette on Sept. 24, including his sixth career sack (second of the season).
- Collected six tackles vs Navy on Sept. 17.
- Garnered his second career fumble recovery vs Southern on Sept. 10 which resulted in a touchdown drive in the ensuing offensive series.
- Earned the lone sack (loss of three yards) for the Wave at Wake Forest on Sept. 1, on his way to garnering four tackles, including two for a loss of six yards.

TACKLES	g	ua	a	total	tfl	pd	ff	fr	blk
2013	12	7	7	14	0.5-0	1	0	0	0
2014	12	21	26	47	6.5-32	1	1	0	0
2015	12	42	20	62	15.0-46	0	1	1	0
2016	8	22	20	42	9.5-31	0	1	1	0
TOTAL	44	92	73	165	31.5-109	2	3	2	0

SACKS	g	ua	a	total	yards
2013	12	0	0	0.0	0
2014	12	2	0	2.0	18
2015	12	2	0	2.0	13
2016	8	3	0	3.0	10
TOTAL	44	7	0	7.0	41



98 • Eric Bell

6-2 • 260 • RS-Jr.

- Played in 4 career games and has one tackle to his name.
- Has yet to make an appearance in 2016.

TACKLES	g	ua	a	total	tfl	pd	ff	fr	blk
2015	4	1	0	1	0.0-0	0	0	0	0
TOTAL	4	1	0	1	0.0-0	0	0	0	0

NOSE TACKLES



94 • Sean Wilson

6-4 • 295 • Jr. • 2L

- Played in 30 career games with 19 starts.
- Owns 75 career tackles to his name, including six sacks.
- Played in all eight games this season, including starts in the last five games.
- Logged three tackles at Tulsa on Oct. 22.
- Recorded his first multi-sack game of his career with two against Memphis on Oct. 14, totaling a loss of 14 yards. Wilson finished with four total tackles on the night.
- Picked up three tackles at UMass on Oct. 1, including one for a loss of four yards.
- Earned a season best five tackles vs UL Lafayette, including his first sack of the season.
- Collected two tackles at Wake Forest.

TACKLES	g	ua	a	total	tfl	pd	ff	fr	blk
2014	12	16	13	29	2.5-6	1	0	0	0
2015	10	21	8	29	6.0-17	1	0	0	0
2016	8	8	9	17	4.0-22	0	0	0	0
TOTAL	30	45	30	75	12.5-45	2	0	0	0

SACKS	g	ua	a	total	yards
2014	12	1	0	1.0	2
2015	10	2	0	2.0	13
2016	8	3	0	3.0	18
TOTAL	30	6	0	6.0	33



65 • Braynon Edwards

6-1 • 350 • RS-So.

- Made appearances in all eight games this season, including his first career start vs Navy on Sept. 17.
- Recorded his first career tackle at Tulsa on Oct. 22.

TACKLES	g	ua	a	total	tfl	pd	ff	fr	blk
2016	8	0	1	1	0.0-0	0	0	0	0
TOTAL	8	0	1	1	0.0-0	0	0	0	0

MIDDLE LINEBACKERS



2 • Nico Marley

5-8 • 200 • Sr. • 3L

- Played in 45 career games with 44 starts.
- Boasts 293 career tackles (184 solo, 109 assists), including 46.0 tackles for loss, 6.5 sacks, four interceptions, five pass break-ups, five forced fumbles and four fumble recoveries.
- Notched his ninth career double-digit tackle performance vs SMU on Oct. 29, earning 10 tackles, including a season best three tackles for loss of 11 yards.
- Earned seven tackles, including a 0.5 tackle for a loss of one yard, at Tulsa on Oct. 22.
- Forced his second fumble of the season vs Memphis on Oct. 14, where he also co-led the team in total tackles with seven.
- Tallied four tackles at UMass on Oct. 1.
- Led the team with double-digit tackles (11) for the second straight week vs ULL (9/24), including his third sack of the season and first forced fumble on the year. Marked his eighth career game with double-digit tackles.
- Led the team with 14 tackles vs Navy on Sept. 17, marking his seventh career game with 10+ tackles. Also recorded a career best two sacks for a total loss of 13 yards.
- Reeled in a first quarter interception vs Southern on Sept. 10, marking the fourth of his career. Marley has now snagged an interception in all four seasons.
- Ranked third on the team in tackles at Wake Forest on Sept. 1, collecting five, including one tackle for a loss of two yards.

TACKLES	g	ua	a	total	tfl	pd	ff	fr	blk
2013	13	37	30	67	10.0-43	3	1	2	0
2014	12	46	36	82	13.5-43	4	1	2	0
2015	12	62	20	82	13.0-47	1	1	0	0
2016	8	39	23	62	9.5-42	1	2	0	0
TOTAL	45	184	109	293	46.0-175	9	5	4	0

SACKS	g	ua	a	total	yards
2013	13	2	0	2.0	19
2014	12	0	1	0.5	2
2015	12	1	0	1.0	12
2016	8	3	0	3.0	23
TOTAL	45	6	1	6.5	56

INTERCEPTIONS	g	no.	yards	td	long	avg/r	avg/g
2013	13	1	30	0	30	30.0	2.3
2014	12	1	3	0	3	3.0	0.2
2015	12	1	7	0	7	7.0	0.6
2016	8	1	0	0	0	0.0	0.0
TOTAL	45	4	40	0	30	10.0	0.9

MIDDLE LINEBACKERS



52 • Eric Thomas

5-10 • 240 • Sr. • 3L

- Played in 44 career games with 15 starts.
- Boasts 118 career tackles, 2.5 sacks, 16.0 tackles for loss and two forced fumbles.
- Tallied two tackles including a 0.5 sack for a loss of three yards

vs SMU on Oct. 29.

- Earned a 0.5 tackle for a loss of one yard at Tulsa on Oct. 22.

- Notched one tackle for loss against Memphis on Oct. 14.

- Logged one tackle at UMass on Oct. 1.

- Recorded four total tackles (three solo) vs Southern on Sept. 10

- Season total of 10 tackles leads the Green Wave.

- Started at Wake Forest on Sept. 1, ranking second in total tackles with six.

TACKLES	g	ua	a	total	tfl	pd	ff	fr
2013	13	3	3	6	0.5-1	0	0	0
2014	12	19	11	30	6.0-27	2	1	0
2015	11	49	18	67	7.5-36	1	1	0
2016	8	7	8	15	2.0-5	0	0	0
TOTAL	44	78	40	118	16.0-69	3	2	0

SACKS	g	ua	a	total	yards
2013	13	0	0	0.0	0
2014	12	1	0	1.0	7
2015	11	1	0	1.0	7
2016	8	0	1	0.5	3
TOTAL	44	2	1	2.5	17

WEAKSIDE LINEBACKERS



56 • Rae Juan Marbley

6-0 • 240 • Jr. • 2L

- Has played in 31 career games with three starts.
- Totaled 77 career tackles along with one interception.
- Started vs SMU on Oct. 29, but did not record a statistic.
- Posted a career day at Tulsa on Oct. 22, leading the team with

a career best 11 tackles.

- Tied his then career high of six tackles vs Memphis on Oct. 14, last achieved vs UConn in Nov. of 2015. Also recorded one tackle for loss.

- Earned four tackles for the second straight week vs UL Lafayette on Sept. 24.

- Added four tackles to his season resume vs Navy on Sept. 17.

- Led the Wave with five solo tackles vs Southern on Sept. 10.

- Earned two tackles at Wake Forest on Sept. 1.

TACKLES	g	ua	a	total	tfl	pd	ff	fr	blk
2014	12	6	5	11	0.0-0	0	0	0	0
2015	12	29	5	34	0.0-0	1	0	0	0
2016	7	22	10	32	1.0-1	0	0	0	0
TOTAL	31	57	20	77	1.0-1	1	0	0	0

INTERCEPTIONS	g	no.	yards	td	long	avg/r	avg/g
2014	12	0	0	0	0	0.0	0.0
2015	12	1	31	0	31	31.0	2.6
2016	7	0	0	0	0	0.0	0.0
TOTAL	31	1	31	0	31	31.0	1.0



40 • Zachery Harris

6-0 • 220 • So. • 1L

- Played in 14 career games with four starts.
- Recorded 41 career tackles.
- Earned five tackles, including one for a loss of three yards, vs

SMU on Oct. 29.

- Logged one tackle vs Memphis on Oct. 14.

- Led the team with a career high eight tackles at UMass on Oct. 1, which also marked his third straight start.

- Collected five tackles vs UL Lafayette on Sept. 24.

- Picked up his first career start vs Southern on Sept. 10, where he earned four tackles.

TACKLES	g	ua	a	total	tfl	pd	ff	fr	blk
2014	5	5	1	6	1.5-10	0	0	0	0
2015	3	8	4	12	0.0-0	0	0	0	0
2016	6	16	7	23	1.0-3	0	0	0	0
TOTAL	14	29	12	41	2.5-13	0	0	0	0

NICKLEBACKS



19 • Taris Shenall

6-0 • 185 • So. • 1L

- Played in 20 career games with four starts, including three at cornerback. Started at nickelback in week 8 at Tulsa.
- Earned a season best five tackles vs SMU on Oct. 29, along with his first interception of the year.
- Logged one tackle at Tulsa on Oct. 22.
- Has 25 career tackles and one interception to his credit.
- Tallied one tackle vs. Memphis on Oct. 14.
- Added two tackles vs UL Lafayette on Sept. 24.
- Recorded two tackles vs Navy on Sept. 17.
- Collected a season best four tackles vs Southern on Sept. 10, including one pass break-up.
- Earned one solo tackle at Wake Forest on Sept. 1.

INTERCEPTIONS	g	no.	yards	td	long	avg/r	avg/g
2015	12	1	5	0	5	5.0	0.4
2016	8	1	23	0	23	23.0	2.9
TOTAL	20	2	28	0	23	14.0	1.4

TACKLES	g	ua	a	total	tfl	pd	ff	fr	blk
2015	12	12	3	15	0.0-0	2	0	0	0
2016	8	12	4	16	0.0-0	2	0	0	0
TOTAL	20	24	7	31	0.0-0	4	0	0	0



16 • P.J. Hall

5-11 • 190 • Fr.

- Played in all eight games this season
- Notched his first career start vs SMU on Oct. 29 where he earned two tackles.
- Earned his first two collegiate tackles at Tulsa on Oct. 22.

TACKLES	g	ua	a	total	tfl	pd	ff	fr	blk
2016	8	1	3	4	0.0-0	0	0	0	0
TOTAL	8	1	3	4	0.0-0	0	0	0	0

CORNERBACKS



17 • Parry Nickerson

6-0 • 175 • RS-Jr. • 2L

- Played in 33 career games with 30 starts.
- Logged 125 total tackles (99 solo, 26 assists), 6.0 tackles for loss, three forced fumbles, three fumble recoveries - including one for a touchdown - one blocked field goal, 22 pass breakups and eight interceptions - including one returned for a touchdown.
- Logged four solo tackles vs SMU on Oct. 29.
- Notched three tackles at Tulsa on Oct. 22.
- Recorded a forced fumble and recovery on the same play against Memphis on Oct. 14. Also tied his career high of three breakups. Finished with four tackles on the night.
- Logged two tackles and one pass breakup at UMass on Oct. 1.
- Earned his second interception of the season vs UL Lafayette on Sept. 24, returning it 37 yards to set up a Tulane field goal. Also netted three tackles.
- Netted three tackles and one pass breakup vs Navy on Sept. 17.
- Recorded his seventh career interception vs Southern on Sept. 10, returning it 96 yards for the touchdown - which marked a career first.
- Set a career high of three pass break-ups at Wake Forest on Sept. 1.

TACKLES	g	ua	a	total	tfl	pd	ff	fr	blk
2013	1	5	2	7	0.0-0	0	1	0	0
2014	12	40	11	51	2.5-4	12	0	1	0
2015	12	41	5	46	3.5-4	8	1	1	1
2016	8	13	8	21	0.0-0	11	1	1	0
TOTAL	33	99	26	125	6.0-8	31	3	3	1

INTERCEPTIONS	g	no.	yards	td	long	avg/r	avg/g
2013	1	0	0	0	0	0.0	0.0
2014	12	6	24	0	12	4.0	2.0
2015	12	0	0	0	0	0.0	0.0
2016	8	2	133	1	96	66.5	16.6
TOTAL	33	8	157	1	96	19.6	4.8



37 • Thakarius Keyes

6-1 • 185 • Fr.

- Played in three career games.
- Produced a season best three tackles at Tulsa on Oct. 22.
- Made his Green Wave debut in 66-21 win over Southern on Sept. 10, recording his first career tackle.

TACKLES	g	ua	a	total	tfl	pd	ff	fr	blk
2016	3	3	1	4	0.0-0	0	0	0	0
TOTAL	3	3	1	4	0.0-0	0	0	0	0

CORNERBACKS



21 • Donnie Lewis, Jr.
6-1 • 185 • RS-So. • 1L

- Played in 17 career games with 15 starts.
- Boasts 54 career tackles and one career interception.
- Logged two tackles vs. Memphis on Oct. 14.
- Tallied four tackles and one pass break up at UMass on Oct. 1.
- Achieved a career high eight tackles vs UL Lafayette on Sept. 24, also picking up his first career interception in which he returned 12 yards. Also tied his career high of 2 PBU's for the second straight week.
- Collected five tackles vs Navy on Sept. 17. Also tied his career best of two pass breakups.
- Earned two tackles again vs Southern on Sept. 10.
- Netted two total tackles at Wake Forest on Sept. 1, including a 0.5 tackle for a loss of one yard.

INTERCEPTIONS	g	no.	yards	td	long	avg/r	avg/g
2015	11	0	0	0	0	0.0	0.0
2016	6	1	12	0	12	12.0	2.0
TOTAL	17	1	12	0	12	12.0	0.7

TACKLES	g	ua	a	total	tfl	pd	ff	fr	blk
2015	11	26	4	30	0.0-0	3	0	0	0
2016	6	20	4	24	0.5-1	6	0	0	0
TOTAL	17	46	8	54	0.5-1	9	0	0	0



11 • Tre Jackson
5-9 • 180 • Fr.

- Played in two career games.
- Made his Green Wave debut at UMass on Oct. 1.

FREE SAFETIES



6 • Jarrod Franklin
6-0 • 205 • RS-Jr. • 2L

- Played in 33 career games with 22 starts.
- Has 152 career tackles (97 solo, 55 assists), including 2.5 sacks, 7.0 tackles for loss, two fumble recoveries, two forced fumbles, four pass break-ups and two interceptions.
- Earned a career high 11 tackles vs SMU on Oct. 29.
- Recorded nine tackles at Tulsa on Oct. 22.
- Logged five tackles and one pass break-up against Memphis on Oct. 14. Has now tallied five tackles or more in three straight games.
- Garnered two take-aways at UMass on Oct. 1, earning both his first interception and fumble recovery of the season, to go along with his five tackles.
- Added seven tackles to his name vs UL Lafayette on Sept. 24.
- Tallied his first forced fumble of the season, second in his career, vs Navy on Sept. 17, along with logging the second most tackles on the team with nine, which was one short of his career best.
- Recorded his first career punt block vs Southern on Sept. 10, resulting in a three-play touchdown drive on the ensuing series. Also added one tackle to his season total.
- Led the team in tackles with seven at Wake Forest on Sept. 1.

INTERCEPTIONS	g	no.	yards	td	long	avg/r	avg/g
2013	13	1	0	0	0	0.0	0.0
2015	12	0	0	0	0	0.0	0.0
2016	8	1	0	0	0	0.0	0.0
TOTAL	33	2	0	0	0	0.0	0.0

TACKLES	g	ua	a	total	tfl	pd	ff	fr	blk
2013	13	15	9	24	1.5-8	1	1	0	0
2015	12	55	19	74	5.0-28	3	0	1	0
2016	8	27	27	54	0.5-0	2	1	1	1
TOTAL	33	97	55	152	7.0-36	6	2	2	1

SACKS	g	ua	a	total	yards
2013	13	1	0	1.0	7
2015	12	1	1	1.5	18
2016	8	0	0	0.0	0
TOTAL	33	2	1	2.5	25



4 • Will Harper
6-0 • 205 • Fr.

- Played in eight career games.
- Has a total of 14 tackles.
- Recorded two tackles at Tulsa on Oct. 22.
- Tallied two tackles vs Memphis on Oct. 14.
- Logged one tackle at UMass on Sept. 11.
- Added three tackles to his resume vs UL Lafayette on Sept. 24.
- Collected a season high four tackles vs Southern on Sept. 10.
- Made his Green Wave debut at Wake Forest on Sept. 1, recording two tackles (1 solo).

TACKLES	g	ua	a	total	tfl	pd	ff	fr	blk
2016	8	8	6	14	0.0-0	0	0	0	0
TOTAL	8	8	6	14	0.0-0	0	0	0	0

STRONG SAFETIES



38 • Roderic Teamer

6-0 • 205 • So. • 1L

- Played in 19 career games with 12 starts.
- Boasts 60 career tackles, one sack and one interception.
- Picked up his first career sack vs SMU on Oct. 29, dropping the QB for a loss of 10 yards. Also earned five total tackles.

- Recorded eight tackles at Tulsa on Oct. 22.
- Netted six tackles and one pass break-up vs. Memphis on Oct. 14.
- Tallied four tackles at UMass on Oct. 1.
- Collected six tackles vs UL Lafayette on Sept. 24.
- Achieved a career high eight tackles vs Navy on Sept. 17, including one tackle for a loss of five yards.
- Added one tackle to his season total in the 66-21 win over Southern on Sept. 10.
- Logged three solo tackles, including one tackle for a loss of two yards at Wake Forest on Sept. 1.

INTERCEPTIONS	g	no.	yards	td	long	avg/r	avg/g
2015	11	1	10	0	10	10.0	0.9
2016	8	0	0	0	0	0.0	0.0
TOTAL	19	1	10	0	10	10.0	0.5

TACKLES	g	ua	a	total	tfl	pd	ff	fr	blk
2015	11	15	4	19	1.0-1	4	1	0	0
2016	8	25	16	41	3.0-17	1	0	0	0
TOTAL	19	40	20	60	4.0-18	5	1	0	0

SACKS	g	ua	a	total	yards
2015	11	0	0	0.0	0
2016	8	1	0	1.0	10
TOTAL	19	1	0	1.0	10



16 • P.J. Hall

5-11 • 190 • Fr.

Specialists Depth Chart Bios

KICKERS



42 • Andrew DiRocco

6-1 • 185 • Jr. • 2L

- Played in 32 career games.
- 25-of-38 (.658) in field goals while going 77-of-80 on extra point attempts (.963) for his career.
- Connected on a 43-yard field goal vs SMU on Oct. 29, marking his third made field goal from 40+ yards this season.
- Went 0-for-2 at Tulsa on Oct. 22 - 41-yarder was blocked and then missed from 36-yards out.
- Missed a 39-yard field goal vs. Memphis on Oct. 14, but went 2-for-2 on extra point attempts.
- Went 1-for-1 at UMass on Oct. 1, connecting on a 22-yard field goal.
- Connected on a career best 4-for-4 in the 41-39 quadruple overtime victory over UL Lafayette on Sept. 24. Sent the game into the fourth overtime when he delivered on a career long 48-yard field goal. DiRocco's performance earned him American Athletic Conference and Louisiana Sports Writers Association Special Teams Player of the Week, as well as one of the Stars of the Week recognition by the Lou Garza Award.
- Had one attempt from 45-yards out vs Navy on Sept. 17, falling to 2-for-4 on the season.
- Connected on a 25-yard field goal in 66-21 win over Southern on Sept. 10.
- Was the lone score in week one at Wake Forest on Sept. 1, connecting on a 41-yard field goal, which was just one yard shy of his career best. Finished 1-for-2 on the night.

SCORING	g	td	rush	rcv	ret	pat	2pat	fg	total	avg/g
2014	12	0	0	0	0	22	0	8	46	3.8
2015	12	0	0	0	0	29	0	9	56	4.7
2016	8	0	0	0	0	26	0	8	50	6.2
TOTAL	32	0	0	0	0	77	0	25	152	4.8

FIELD GOALS	g	made	att	long	pct
2014	12	8	15	42	53.3
2015	12	9	10	39	90.0
2016	8	8	13	48	61.5
TOTAL	32	25	38	48	65.8



45 • Randy Harvey

6-0 • 195 • So. • 1L

- Played in one career game.
- Made his Green Wave debut vs Southern on Sept. 10.

PUNTERS



49 • Zachary Block

6-5 • 190 • So. • 1L

- Played in 16 career games.
- Boasts 90 career punts for 3,588 yards (39.9 avg.) and 18 punts inside the 20.
- Punted seven times for an average of 41.1 vs SMU on Oct. 29,

including three punts pinned inside the 20-yard line. Also punted a long of 47 yards.

• Logged his best performance of the season at Tulsa on Oct. 22, punting seven times for an average of 45.7 yards, including five punts that were downed within the opponent's 20-yard line. Block's first four punts went 58, 53, 56 and 50 yards, respectively.

• Punted seven times vs. Memphis on Oct. 14 for an average of 45.6 yards. Also punted a career long 59 yards in the game.

• Punted twice at UMass on Oct. 1, including a long of 39 yards.

• Punted a career high 10 times vs UL Lafayette on Sept. 24, averaging 40.5 yards per punt, including a long of 54. Also placed four punts within UL Lafayette's 20-yard line.

• Punted five times vs Navy on Sept. 1, averaging 40.2 yards per punt, including a long of 44 yards.

• Kicked 5 punts at Wake Forest on Sept. 1 for an average of 41.8, including a long of 46 yards. Also stuck two punts within the opponent's 20-yard line.

PUNTING	g	no.	yards	long	avg
2015	8	47	1783	53	37.9
2016	8	43	1805	59	42.0
TOTAL	16	90	3588	59	39.9

KICKOFFS	g	no.	yards	avg
2015	8	0	0	0.0
2016	8	37	2289	61.9
TOTAL	16	37	2289	61.9



41 • Enrique Carrasquero

5-11 • 180 • So.

- Has not played in 2016.

DEEP SNAPPERS



60 • Geron Eatherly

6-0 • 215 • Fr.

- Played in all eight games this season.



96 • Aaron Golub


6-1 • 200 • Jr.

HOLDERS



14 • Glen Cuiellette

6-0 • 215 • RS-So. • SQ



49 • Zachary Block

6-5 • 190 • So. • 1L



5 • Terren Encalade

6-0 • 195 • RS-So. • 1L

KICKOFF RETURNERS



3 • Sherman Badie
6-0 • 200 • RS-Jr. • 2L

KICK RETURNS	g	no.	yards	td	long	avg/r	avg/g
2014	12	0	0	0	0	0.0	0.0
2015	12	15	311	0	30	20.7	25.9
2016	4	10	283	1	86	28.3	70.8
TOTAL	28	25	594	1	86	23.8	21.2



26 • Dontrell Hilliard
6-0 • 200 • Jr. • 2L

KICK RETURNS	g	no.	yards	td	long	avg/r	avg/g
2014	12	17	260	0	28	15.3	21.7
2015	12	0	0	0	0	0.0	0.0
2016	8	1	18	0	18	18.0	2.2
TOTAL	32	18	278	0	28	15.4	8.7



7 • Devin Glenn
5-7 • 155 • So. • 1L

KICK RETURNS	g	no.	yards	td	long	avg/r	avg/g
2015	7	10	197	0	36	19.7	28.1
2016	7	8	152	0	31	19.0	21.7
TOTAL	14	18	349	0	36	19.4	24.9

PUNT RETURNERS



26 • Dontrell Hilliard
6-0 • 200 • Jr. • 2L

PUNT RETURNS	g	no.	yards	td	long	avg/r	avg/g
2014	12	0	0	0	0	0.0	0.0
2015	12	0	0	0	0	0.0	0.0
2016	8	7	25	0	10	3.6	3.1
TOTAL	32	7	25	0	10	3.6	0.8



17 • Parry Nickerson
6-0 • 175 • RS-Jr. • 2L

PUNT RETURNS	g	no.	yards	td	long	avg/r	avg/g
2013	1	0	0	0	0	0.0	0.0
2014	12	0	0	0	0	0.0	0.0
2015	12	0	0	0	0	0.0	0.0
2016	8	1	0	0	0	0.0	0.0
TOTAL	33	1	0	0	0	0.0	0.0



85 • Larry Dace III
5-9 • 170 • RS-Sr. • 2L



5 • Terren Encalade
6-0 • 195 • RS-So. • 1L



2016 SEASON STATS

GAME RESULTS

Date	Opponent		Score	Overall	Conference	Time	Attend
Sep 01, 2016	at Wake Forest	L	3-7	0-1	0-0	2:58	24398
Sep 10, 2016	SOUTHERN	W	66-21	1-1	0-0	3:09	27179
* Sep 17, 2016	NAVY	L	14-21	1-2	0-1	2:57	21503
Sep 24, 2016	UL LAFAYETTE	Wo	41-39	2-2	0-1	4:04	24253
10/01/16	at Massachusetts	W	31-24	3-2	0-1	3:14	14892
* Oct 14, 2016	MEMPHIS	L	14-24	3-3	0-2	3:24	21098
* Oct 22, 2016	at Tulsa	L	27-50	3-4	0-3	3:28	22349
* Oct 29, 2016	SMU	L	31-35	3-5	0-4	3:36	25780

TEAM STATISTICS

Team Statistics	TLN	OPP
SCORING	227	221
Points Per Game	28.4	27.6
FIRST DOWNS	144	147
Rushing	94	70
Passing	37	65
Penalty	13	12
RUSHING YARDAGE	1984	1318
Yards gained rushing	2183	1548
Yards lost rushing	199	230
Rushing Attempts	402	333
Average Per Rush	4.9	4.0
Average Per Game	248.0	164.8
TDs Rushing	19	14
PASSING YARDAGE	861	1631
Comp-Att-Int	68-163-4	121-220-8
Average Per Pass	5.3	7.4
Average Per Catch	12.7	13.5
Average Per Game	107.6	203.9
TDs Passing	8	12
TOTAL OFFENSE	2845	2949
Total Plays	565	553
Average Per Play	5.0	5.3
Average Per Game	355.6	368.6
KICK RETURNS: #Yards	23-530	21-402
PUNT RETURNS: #Yards	10-25	12-25
INT RETURNS: #Yards	8-176	4-28
KICK RETURN AVERAGE	23.0	19.1
PUNT RETURN AVERAGE	2.5	2.1
INT RETURN AVERAGE	22.0	7.0
FUMBLES-LOST	9-5	13-11
PENALTIES-Yards	55-473	45-404
Average Per Game	59.1	50.5
PUNTS-Yards	46-1854	47-1869
Average Per Punt	40.3	39.8
Net punt average	38.5	37.5

Team Statistics	TLN	OPP
KICKOFFS-Yards	39-2382	40-2516
Average Per Kick	61.1	62.9
Net kick average	39.9	39.0
TIME OF POSSESSION/Game	32:16	27:44
3RD-DOWN Conversions	34/124	54/129
3rd-Down Pct	27%	42%
4TH-DOWN Conversions	15/26	3/5
4th-Down Pct	58%	60%
SACKS BY-Yards	21-130	17-116
MISC YARDS	-7	0
TOUCHDOWNS SCORED	29	27
FIELD GOALS-ATTEMPTS	8-13	10-11
ON-SIDE KICKS	0-2	1-1
RED-ZONE SCORES	(26-32) 81%	(27-30) 90%
RED-ZONE TOUCHDOWNS	(20-32) 63%	(19-30) 63%
PAT-ATTEMPTS	(27-27) 100%	(23-24) 96%
ATTENDANCE	119813	61639
Games/Avg Per Game	5/23963	3/20546
Neutral Site Games		0/0

Score by Quarters	1st	2nd	3rd	4th	OT	Total
Tulane	52	47	65	38	25	227
Opponents	55	51	35	57	23	221

2016 SEASON STATS



OFFENSE AND RETURN SUMMARY

Rushing	gp-gs	att	gain	loss	net	avg	td	lg	avg/g
HILLIARD, Dontrell	8-8	104	650	10	640	6.2	8	67	80.0
ROUNDS, Josh	8-0	78	525	2	523	6.7	5	84	65.4
THOMPSON, Lazedrick	8-0	49	302	6	296	6.0	4	41	37.0
CUIELLETTE, Glen	8-6	87	298	121	177	2.0	1	25	22.1
BRANTLEY, Johnathan	6-2	37	204	43	161	4.4	0	63	26.8
BADIE, Sherman	4-0	22	93	3	90	4.1	1	22	22.5
ZUCKERMAN, Andrew	2-0	4	26	0	26	6.5	0	15	13.0
ENCALADE, Terren	8-8	2	23	0	23	11.5	0	13	2.9
BRADWELL, Darius	2-0	8	21	0	21	2.6	0	10	10.5
MOONEY, Darnell	8-5	3	18	0	18	6.0	0	8	2.2
GLENN, Devin	8-0	2	9	0	9	4.5	0	6	1.1
BERTRAND, Jared	1-0	1	7	0	7	7.0	0	7	7.0
SCOTT, Trey	7-0	1	7	0	7	7.0	0	7	1.0
TEAM	4-0	4	0	14	-14	-3.5	0	0	-3.5
Total	8	402	2183	199	1984	4.9	19	84	248.0
Opponents	8	333	1548	230	1318	4.0	14	61	164.8

Passing	gp-gs	effic	comp-att-int	pct	yds	td	lg	avg/g
CUIELLETTE, Glen	8-6	103.52	61-143-4	42.7	817	8	46	102.1
BRANTLEY, Johnathan	6-2	53.48	7-20-0	35.0	44	0	12	7.3
Total	8	97.38	68-163-4	41.7	861	8	46	107.6
Opponents	8	128.00	121-220-8	55.0	1631	12	54	203.9

Receiving	gp-gs	no.	yds	avg	td	lg	avg/g
ENCALADE, Terren	8-8	27	377	14.0	6	38	47.1
MOONEY, Darnell	8-5	12	148	12.3	1	25	18.5
HILLIARD, Dontrell	8-8	8	99	12.4	0	33	12.4
DACE, Larry	7-3	7	75	10.7	0	18	10.7
ROUNDS, Josh	8-0	3	55	18.3	0	46	6.9
BREAUX, Devon	8-7	3	38	12.7	0	17	4.8
ARDOIN, Kendall	6-6	2	27	13.5	1	20	4.5
SCOTT, Trey	7-0	2	14	7.0	0	7	2.0
THOMPSON, Lazedrick	8-0	2	0	0.0	0	6	0.0
JOHNSON, Chris	7-1	1	18	18.0	0	18	2.6
BADIE, Sherman	4-0	1	10	10.0	0	10	2.5
Total	8	68	861	12.7	8	46	107.6
Opponents	8	121	1631	13.5	12	54	203.9

Punt Returns	no.	yds	avg	td	lg
HILLIARD, Dontrell	7	25	3.6	0	10
NICKERSON, Parry	1	0	0.0	0	0
FRANKLIN, Jarrod	1	0	0.0	0	0
MOONEY, Darnell	1	0	0.0	0	0
Total	10	25	2.5	0	10
Opponents	12	25	2.1	0	9

Interceptions	no.	yds	avg	td	lg
NICKERSON, Parry	2	133	66.5	1	96
LEWIS, Donnie	1	12	12.0	0	12
MARLEY, Nico	1	0	0.0	0	0
ALLEN, Richard	1	5	5.0	0	5
FRANKLIN, Jarrod	1	0	0.0	0	0
CARROLL, Quinlan	1	3	3.0	0	3
SHENALL, Taris	1	23	23.0	0	23
Total	8	176	22.0	1	96
Opponents	4	28	7.0	1	28

Kick Returns	no.	yds	avg	td	lg
BADIE, Sherman	10	283	28.3	1	86
GLENN, Devin	8	152	19.0	0	31
BREAUX, Devon	4	77	19.2	0	24
HILLIARD, Dontrell	1	18	18.0	0	18
Total	23	530	23.0	1	86
Opponents	21	402	19.1	0	39

Fumble Returns	no.	yds	avg	td	lg
WOULLARD, Peter	1	34	34.0	0	34
Total	1	34	34.0	0	34
Opponents	0	0	0.0	0	0



2016 SEASON STATS

SCORING AND KICKING SUMMARY

Scoring	td	fg	PAT				dxp	saf	pts
			kick	rush	rcv	pass			
DiROCCO, Andrew	-	8-13	26-26	-	-	-	-	-	50
HILLIARD, Dontrell	8	-	-	-	-	-	-	-	48
ENCALADE, Terren	6	-	-	-	-	-	-	-	36
ROUNDS, Josh	5	-	-	-	-	-	-	-	30
THOMPSON, Lazedrick	4	-	-	-	-	-	-	-	24
BADIE, Sherman	2	-	-	-	-	-	-	-	12
ARDOIN, Kendall	1	-	-	-	1	-	-	-	8
NICKERSON, Parry	1	-	-	-	-	-	-	-	6
CUIELLETTE, Glen	1	-	-	-	-	1-2	-	-	6
MOONEY, Darnell	1	-	-	-	-	-	-	-	6
HARVEY, Randy	-	-	1-1	-	-	-	-	-	1
Total	29	8-13	27-27	-	1	1-2	-	-	227
Opponents	27	10-11	23-24	1-1	1	1-2	1	-	221

Total Offense	g	plays	rush	pass	total	avg/g
CUIELLETTE, Glen	8	230	177	817	994	124.2
HILLIARD, Dontrell	8	104	640	0	640	80.0
ROUNDS, Josh	8	78	523	0	523	65.4
THOMPSON, Lazedrick	8	49	296	0	296	37.0
BRANTLEY, Johnathan	6	57	161	44	205	34.2
BADIE, Sherman	4	22	90	0	90	22.5
ZUCKERMAN, Andrew	2	4	26	0	26	13.0
ENCALADE, Terren	8	2	23	0	23	2.9
BRADWELL, Darius	2	8	21	0	21	10.5
MOONEY, Darnell	8	3	18	0	18	2.2
GLENN, Devin	8	2	9	0	9	1.1
BERTRAND, Jared	1	1	7	0	7	7.0
SCOTT, Trey	7	1	7	0	7	1.0
TEAM	4	4	-14	0	-14	-3.5
Total	8	565	1984	861	2845	355.6
Opponents	8	553	1318	1631	2949	368.6

Field Goals	fg	pct.	01-19	20-29	30-39	40-49	50-99	lg	blk
DiROCCO, Andrew	8-13	61.5	0-0	4-4	1-3	3-6	0-0	48	2

FG Sequence	Tulane	Opponents
Wake Forest	(41),43	-
Southern	(25)	-
NAVY	45	-
UL Lafayette	(22),(35),(20),(48)	(40),(39),(20),(22)
Massachusetts	(22)	(28)
Memphis	39	(37),(21),(50)
Tulsa	41,36	(20),(27)
SMU	(43)	31

Numbers in (parentheses) indicate field goal was made.

Punting	no.	yds	avg	lg	tb	fc	i20	50+	bl
BLOCK, Zachary	43	1805	42.0	59	3	14	16	8	1
CUIELLETTE, Glen	2	49	24.5	32	0	0	2	0	1
TEAM	1	0	0.0	0	0	0	0	0	0
Total	46	1854	40.3	59	3	14	18	8	2
Opponents	47	1869	39.8	69	4	13	12	7	1

Kickoffs	no.	yds	avg	tb	ob	retn	net	yd/
BLOCK, Zachary	37	2289	61.9	17	1			
LOGAN, Steven	1	58	58.0	0	0			
HARVEY, Randy	1	35	35.0	0	0			
Total	39	2382	61.1	17	1	19.1	39.9	2
Opponents	40	2516	62.9	17	0	23.0	39.0	2



2016 SEASON STATS

ALL-PURPOSE YARDAGE

Rushing	gp-gs	att	gain	loss	net	avg	td	lg	avg/g
HILLIARD, Dontrell	8-8	104	650	10	640	6.2	8	67	80.0
ROUNDS, Josh	8-0	78	525	2	523	6.7	5	84	65.4
THOMPSON, Lazedrick	8-0	49	302	6	296	6.0	4	41	37.0
CUIELLETTE, Glen	8-6	87	298	121	177	2.0	1	25	22.1
BRANTLEY, Johnathan	6-2	37	204	43	161	4.4	0	63	26.8
BADIE, Sherman	4-0	22	93	3	90	4.1	1	22	22.5
ZUCKERMAN, Andrew	2-0	4	26	0	26	6.5	0	15	13.0
ENCALADE, Terren	8-8	2	23	0	23	11.5	0	13	2.9
BRADWELL, Darius	2-0	8	21	0	21	2.6	0	10	10.5
MOONEY, Darnell	8-5	3	18	0	18	6.0	0	8	2.2
GLENN, Devin	8-0	2	9	0	9	4.5	0	6	1.1
BERTRAND, Jared	1-0	1	7	0	7	7.0	0	7	7.0
SCOTT, Trey	7-0	1	7	0	7	7.0	0	7	1.0
TEAM	4-0	4	0	14	-14	-3.5	0	0	-3.5
Total	8	402	2183	199	1984	4.9	19	84	248.0
Opponents	8	333	1548	230	1318	4.0	14	61	164.8

Passing	gp-gs	effic	comp-att-int	pct	yds	td	lg	avg/g
CUIELLETTE, Glen	8-6	103.52	61-143-4	42.7	817	8	46	102.1
BRANTLEY, Johnathan	6-2	53.48	7-20-0	35.0	44	0	12	7.3
Total	8	97.38	68-163-4	41.7	861	8	46	107.6
Opponents	8	128.00	121-220-8	55.0	1631	12	54	203.9

Receiving	gp-gs	no.	yds	avg	td	lg	avg/g
ENCALADE, Terren	8-8	27	377	14.0	6	38	47.1
MOONEY, Darnell	8-5	12	148	12.3	1	25	18.5
HILLIARD, Dontrell	8-8	8	99	12.4	0	33	12.4
DACE, Larry	7-3	7	75	10.7	0	18	10.7
ROUNDS, Josh	8-0	3	55	18.3	0	46	6.9
BREAUX, Devon	8-7	3	38	12.7	0	17	4.8
ARDOIN, Kendall	6-6	2	27	13.5	1	20	4.5
SCOTT, Trey	7-0	2	14	7.0	0	7	2.0
THOMPSON, Lazedrick	8-0	2	0	0.0	0	6	0.0
JOHNSON, Chris	7-1	1	18	18.0	0	18	2.6
BADIE, Sherman	4-0	1	10	10.0	0	10	2.5
Total	8	68	861	12.7	8	46	107.6
Opponents	8	121	1631	13.5	12	54	203.9

Punt Returns	no.	yds	avg	td	lg
HILLIARD, Dontrell	7	25	3.6	0	10
NICKERSON, Parry	1	0	0.0	0	0
MOONEY, Darnell	1	0	0.0	0	0
FRANKLIN, Jarrod	1	0	0.0	0	0
Total	10	25	2.5	0	10
Opponents	12	25	2.1	0	9

Interceptions	no.	yds	avg	td	lg
NICKERSON, Parry	2	133	66.5	1	96
MARLEY, Nico	1	0	0.0	0	0
FRANKLIN, Jarrod	1	0	0.0	0	0
SHENALL, Taris	1	23	23.0	0	23
LEWIS, Donnie	1	12	12.0	0	12
ALLEN, Richard	1	5	5.0	0	5
CARROLL, Quinlan	1	3	3.0	0	3
Total	8	176	22.0	1	96
Opponents	4	28	7.0	1	28

Kick Returns	no.	yds	avg	td	lg
BADIE, Sherman	10	283	28.3	1	86
GLENN, Devin	8	152	19.0	0	31
BREAUX, Devon	4	77	19.2	0	24
HILLIARD, Dontrell	1	18	18.0	0	18
Total	23	530	23.0	1	86
Opponents	21	402	19.1	0	39

Fumble Returns	no.	yds	avg	td	lg
WOULLARD, Peter	1	34	34.0	0	34
Total	1	34	34.0	0	34
Opponents	0	0	0.0	0	0

STARTING LINEUPS

OFFENSE

Opponent	QB	RB	TE	WR	WR	WR	LT	LG	C	RG	RT
Wake Forest	Cuiellette	Hilliard	Jones	Dace	Breaux	Encalade	Jacquet	Taylor	Diaz	Brown	Leglue
Southern	Cuiellette	Hilliard	Ardoyn	Dace	Breaux	Encalade	Jacquet	Taylor	Diaz	Brown	Leglue
Navy	Brantley	Hilliard	Ardoyn	Dace	Breaux	Encalade	Jacquet	Taylor	Diaz	Brown	Leglue
UL Lafayette	Brantley	Hilliard	Ardoyn	Mooney	Breaux	Encalade	Jacquet	Taylor	Leglue	Brown	Santa-Marina
UMass	Cuiellette	Hilliard	Ardoyn	Mooney	Breaux	Encalade	Jacquet	Taylor	Leglue	Brown	Santa-Marina
Memphis	Cuiellette	Hilliard	Ardoyn	Mooney	Johnson	Encalade	Jacquet	Taylor	Leglue	Brown	Santa-Marina
Tulsa	Cuiellette	Hilliard	Ardoyn	Mooney	Breaux	Encalade	Jacquet	Taylor	Leglue	Brown	Santa-Marina
SMU	Cuiellette	Hilliard	Johnson	Mooney	Breaux	Encalade	Jacquet	Taylor	Leglue	Brown	Santa-Marina
UCF											
Houston											
Temple											
UConn											

DEFENSE

Opponent	DE	DT	NT	DE	MLB	WLB	NKL	CB	CB	FS	SS
Wake Forest	Kennedy	Smart	Wilson	Aruna	Thomas	Marley	Allen	Nickerson	Lewis	Franklin	Teamer
Southern	Kennedy	Smart	Wilson	Aruna	Marley	Harris	Allen	Nickerson	Lewis	Franklin	Teamer
Navy	Edwards	Smart	Washington	Aruna	Carroll	Marley	Allen	Nickerson	Lewis	Franklin	Teamer
UL Lafayette	Woullard	Smart	Wilson	Aruna	Marley	Harris	Allen	Nickerson	Lewis	Franklin	Teamer
UMass	Woullard	Smart	Wilson	Aruna	Marley	Harris	Allen	Nickerson	Lewis	Franklin	Teamer
Memphis	Woullard	Smart	Wilson	Aruna	Marley	Harris	Allen	Nickerson	Lewis	Franklin	Teamer
Tulsa	Woullard	Smart	Wilson	Aruna	Marley	Marbley	Shenall	Nickerson	Allen	Franklin	Teamer
SMU	Kennedy	Smart	Wilson	Aruna	Marley	Marbley	Allen	Nickerson	Hall	Franklin	Teamer
UCF											
Houston											
Temple											
UConn											



2016 SEASON STATS

DEFENSIVE TOTALS

##	Defensive Leaders	gp-gs	Tackles				Sacks no-yds	Pass defense			Fumbles		blkd	
			ua	a	tot	tfl/yds		int-yds	brup	qbh	rcv-yds	ff	kick	saf
2	MARLEY, Nico	8-8	39	23	62	9.5-42	3.0-23	1-0	.	.	.	2	.	.
6	FRANKLIN, Jarrod	8-8	27	27	54	0.5-0	.	1-0	1	.	1-0	1	1	.
77	SMART, Tanzel	8-8	22	20	42	9.5-31	3.0-10	.	.	2	1-0	1	.	.
38	TEAMER, Roderic	8-8	25	16	41	3.0-17	1.0-10	.	1
56	MARBLEY, Rae Juan	7-2	22	10	32	1.0-1
87	ARUNA, Ade	8-8	20	11	31	7.0-34	4.0-29	.	.	.	2-0	1	.	.
23	ALLEN, Richard	8-8	21	5	26	.	.	1-5	2	.	2-0	2	.	.
21	LEWIS, Donnie	6-6	20	4	24	0.5-1	.	1-12	5
40	HARRIS, Zachery	6-4	16	7	23	1.0-3
17	NICKERSON, Parry	8-8	13	8	21	.	.	2-133	9	.	1-0	1	.	.
94	WILSON, Sean	8-7	8	9	17	4.0-22	3.0-18
90	KENNEDY, Robert	6-3	8	8	16	1.0-2	1-0	.	.	.
19	SHENALL, Taris	8-1	12	4	16	.	.	1-23	1
52	THOMAS, Eric	8-1	7	8	15	2.0-5	0.5-3
54	CARROLL, Quinlan	7-1	11	4	15	6.0-21	2.0-14	1-3	.	.	.	1	.	.
4	HARPER, Will	8-0	8	6	14
55	BOWIE, Eric	8-0	12	2	14	0.5-3	0.5-3
57	WOULLARD, Peter	7-4	6	7	13	2.0-10	2.0-10	.	1	.	2-34	.	.	.
92	WILLIAMS, Daren	7-0	5	6	11	1.5-2
91	WASHINGTON, Eldrick	8-1	6	5	11	2.0-10	1.0-7
44	JACKSON, Luke	8-0	7	1	8	2.0-5	1.0-3
37	KEYES, Thakarius	3-0	3	1	4
16	HALL, P.J.	8-1	1	3	4
7	GLENN, Devin	8-0	3	1	4
36	BRYANT, Larry	8-0	1	2	3
93	WASHINGTON, John	6-0	2	.	2	1.0-1
5	ENCALADE, Terren	8-8	1	1	2
65	EDWARDS, Braynon	8-1	.	1	1
35	GRAHAM, Lawrence	8-0	1	.	1
22	WADLEIGH, Marshall	8-0	1	.	1
32	LOFTON, Stephon	4-0	1	.	1
TM	TEAM	4-0	1-0	.	.	.
Total		8	329	200	529	54-210	21-130	8-176	20	2	11-34	9	1	.
Opponents		8	341	232	573	48-186	17-116	4-28	23	8	5-0	6	3	.

2016 SEASON STATS



TULANE TEAM STATISTICS GAME-BY-GAME

TEAM STATISTICS

Date	Opponent	Rushing				Receiving				Passing				Kick Returns				Punt Returns				tot off
		no.	yds	td	lg	no.	yds	td	lg	cmp-att-int	yds	td	lg	no.	yds	td	lg	no.	yds	td	lg	
Sep 01	at Wake Forest	47	146	0	25	12	134	0	46	12-23-0	134	0	46	1	22	0	22	2	10	0	10	280
Sep 10	SOUTHERN	57	437	7	63	2	12	0	7	2-6-1	12	0	7	4	135	1	86	1	0	0	0	449
Sep 17	NAVY	47	240	2	36	3	21	0	11	3-12-0	21	0	11	3	55	0	21	1	3	0	3	261
Sep 24	UL LAFAYETTE	48	130	0	10	13	181	4	34	13-26-1	181	4	34	1	10	0	10	0	0	0	0	311
10/01/16	at Massachusetts	64	280	3	19	11	168	1	38	11-21-0	168	1	38	2	43	0	31	2	9	0	7	448
Oct 14	MEMPHIS	44	169	1	36	11	144	1	28	11-30-1	144	1	28	3	53	0	22	2	3	0	3	313
Oct 22	at Tulsa	49	355	4	84	3	37	0	19	3-19-0	37	0	19	4	86	0	24	1	0	0	0	392
Oct 29	SMU	46	227	2	67	13	164	2	33	13-26-1	164	2	33	5	126	0	40	1	0	0	0	391
Tulane		402	1984	19	84	68	861	8	46	68-163-4	861	8	46	23	530	1	86	10	25	0	10	2845
		333	1318	14	61	121	1631	12	54	121-220-8	1631	12	54	21	402	0	39	12	25	0	9	2949

Games played: 8

Avg per rush: 4.9

Avg per catch: 12.7

Pass efficiency: 97.38

Kick ret avg: 23.0

Punt ret avg: 2.5

All purpose avg/game: 447.0

Total offense avg/gm: 355.6

Date	Opponent	Tackles				Sacks	Fumble		Pass Defense			Blkd kick	PAT Attempts			saf	pts
		ua	a	total	tfl-yds		ff	fr-yds	int-yds	qbh	brup		kick	rush	rcv		
Sep 01	at Wake Forest	31	20	51	5.0-12	1.0-3	0	0-0	0-0	0	3	0	0-0	0	0	0	3
Sep 10	SOUTHERN	37	12	49	5.0-17	1.0-10	2	2-0	2-96	0	1	1	9-9	0	0	0	66
Sep 17	NAVY	44	22	66	7.0-30	3.0-20	1	2-0	0-0	0	3	0	2-2	0	0	0	14
Sep 24	UL LAFAYETTE	65	28	93	11.0-50	6.0-38	1	2-34	2-49	1	3	0	3-3	0	1	0	41
10/01/16	at Massachusetts	22	32	54	2.0-11	2.0-7	2	1-0	1-0	0	3	0	4-4	0	0	0	31
Oct 14	MEMPHIS	44	14	58	7.0-29	3.0-21	2	2-0	1-5	0	6	0	2-2	0	0	0	14
Oct 22	at Tulsa	40	50	90	6.0-13	1.0-3	0	2-0	0-0	1	1	0	3-3	0	0	0	27
Oct 29	SMU	46	22	68	11.0-48	4.0-28	1	0-0	2-26	0	0	0	4-4	0	0	0	31
Tulane		329	200	529	54.0-210	21.0-130	9	11-34	8-176	2	20	1	27-27	0	1	0	227
		341	232	573	48.0-186	17.0-116	6	5-0	4-28	8	23	3	23-24	1	1	0	221

		Punting										Field Goals			Kickoffs				
Date	Opponent	no.	yds	avg	long	blkd	tb	fc	50+	i20	md-att	long	blkd	no.	yds	avg	tb	ob	
Sep 01	at Wake Forest	5	209	41.8	46	0	1	1	0	2	1-2	41	1	2	129	64.5	1	0	
Sep 10	SOUTHERN	0	0	0.0	0	0	0	0	0	0	1-1	25	0	11	680	61.8	4	0	
Sep 17	NAVY	5	201	40.2	44	0	0	3	0	2	0-1	0	0	3	195	65.0	3	0	
Sep 24	UL LAFAYETTE	11	405	36.8	54	1	0	3	1	4	4-4	48	0	5	320	64.0	3	0	
10/01/1	at Massachusetts	4	112	28.0	39	0	0	0	0	2	1-1	22	0	6	377	62.8	2	0	
Oct 14	MEMPHIS	7	319	45.6	59	0	2	3	3	0	0-1	0	0	2	120	60.0	0	0	
Oct 22	at Tulsa	7	320	45.7	58	0	0	1	4	5	0-2	0	1	4	211	52.8	2	0	
Oct 29	SMU	7	288	41.1	47	0	0	3	0	3	1-1	43	0	6	350	58.3	2	1	
Tulane		46	1854	40.3	59	1	3	14	8	18	8-13	48	2	39	2382	61.1	17	1	
		47	1869	39.8	69	1	4	13	7	12	10-11	50	0	40	2516	62.9	17	0	



2016 SEASON STATS

TULANE OPPONENT STATISTICS GAME-BY-GAME

OPPONENT STATISTICS

Date	Opponent	Rushing				Receiving				Passing				Kick Returns				Punt Returns				tot off
		no.	yds	td	lg	no.	yds	td	lg	cmp-att-int	yds	td	lg	no.	yds	td	lg	no.	yds	td	lg	
Sep 01	at Wake Forest	34	79	1	13	12	96	0	16	12-21-0	96	0	16	1	30	0	30	2	2	0	2	175
Sep 10	SOUTHERN	23	54	0	11	18	281	2	43	18-31-2	281	2	43	7	103	0	27	0	0	0	0	335
Sep 17	NAVY	55	287	3	31	5	59	0	19	5-12-0	59	0	19	0	0	0	0	1	0	0	0	346
Sep 24	UL LAFAYETTE	63	137	2	24	19	240	2	39	19-38-2	240	2	39	2	43	0	27	5	14	0	6	377
10/01/16	at Massachusetts	24	131	1	23	16	181	2	52	16-30-1	181	2	52	4	96	0	39	1	0	0	0	312
Oct 14	MEMPHIS	33	163	1	61	21	236	1	46	21-34-1	236	1	46	2	49	0	35	1	9	0	9	399
Oct 22	at Tulsa	58	330	3	50	14	236	3	49	14-23-0	236	3	49	2	16	0	9	2	0	0	2	566
Oct 29	SMU	43	137	3	41	16	302	2	54	16-31-2	302	2	54	3	65	0	28	0	0	0	0	439
Opponents		333	1318	14	61	121	1631	12	54	121-220-8	1631	12	54	21	402	0	39	12	25	0	9	2949
		402	1984	19	84	68	861	8	46	68-163-4	861	8	46	23	530	1	86	10	25	0	10	2845

Games played: 8

Avg per rush: 4.0

Avg per catch: 13.5

Pass efficiency: 128.00

Kick ret avg: 19.1

Punt ret avg: 2.1

All purpose avg/game: 425.5

Total offense avg/gm: 368.6

		Tackles				Sacks	Fumble		Pass Defense			Blkd	PAT Attempts					
Date	Opponent	ua	a	total	tfl-yds	no-yds	ff	fr-yds	int-yds	qbh	brup	kick	kick	rush	rcv	saf	pts	
Sep 01	at Wake Forest	45	24	69	7.0-36	4.0-28	1	1-0	0-0	4	2	1	1-1	0	0	0	7	
Sep 10	SOUTHERN	45	18	63	5.0-11	0.0-0	0	0-0	1-28	0	0	0	3-3	0	0	0	21	
Sep 17	NAVY	42	22	64	7.0-32	2.0-16	1	0-0	0-0	0	4	0	1-2	0	1	0	21	
Sep 24	UL LAFAYETTE	50	20	70	9.0-29	3.0-21	1	0-0	1-0	1	3	1	3-3	0	0	0	39	
10/01/1	at Massachusetts	27	80	107	6.0-13	1.0-5	1	1-0	0-0	0	4	0	3-3	0	0	0	24	
Oct 14	MEMPHIS	45	20	65	4.0-18	1.0-5	0	2-0	1-0	0	4	0	1-1	1	0	0	24	
Oct 22	at Tulsa	32	36	68	5.0-31	4.0-30	2	1-0	0-0	3	2	1	6-6	0	0	0	50	
Oct 29	SMU	55	12	67	5.0-16	2.0-11	0	0-0	1-0	0	4	0	5-5	0	0	0	35	
Opponents		341	232	573	48.0-186	17.0-116	6	5-0	4-28	8	23	3	23-24	1	1	0	221	
		329	200	529	54.0-210	21.0-130	9	11-34	8-176	2	20	1	27-27	0	1	0	227	

Date	Opponent	Punting										Field Goals			Kickoffs				
		no.	yds	avg	long	blkd	tb	fc	50+	i20	md-att	long	blkd		no.	yds	avg	tb	ob
Sep 01	at Wake Forest	8	322	40.2	53	0	0	1	2	4	0-0	0	0	0	2	128	64.0	1	0
Sep 10	SOUTHERN	6	142	23.7	38	1	1	0	0	0	0-0	0	0	0	4	243	60.8	0	0
Sep 17	NAVY	4	149	37.2	48	0	0	2	0	1	0-0	0	0	0	4	248	62.0	1	0
Sep 24	UL LAFAYETTE	8	361	45.1	60	0	1	6	1	2	4-4	40	0	0	5	315	63.0	4	0
10/01/16	at Massachusetts	5	223	44.6	58	0	1	1	1	1	1-1	28	0	0	5	324	64.8	3	0
Oct 14	MEMPHIS	6	275	45.8	63	0	1	1	1	2	3-3	50	0	0	5	322	64.4	2	0
Oct 22	at Tulsa	4	174	43.5	53	0	0	1	1	1	2-2	27	0	0	9	557	61.9	5	0
Oct 29	SMU	6	223	37.2	69	0	0	1	1	1	0-1	0	0	0	6	379	63.2	1	0
Opponents		47	1869	39.8	69	1	4	13	7	12	10-11	50	0	0	40	2516	62.9	17	0
		46	1854	40.3	59	1	3	14	8	18	8-13	48	2	0	39	2382	61.1	17	1

2016 SEASON SUPERLATIVES



TEAM HIGHS

Rushes	22	CUIELLETTE, Glen at Wake Forest (Sep 01, 2016)
	22	HILLIARD, Dontrell at Massachusetts (10/01/16)
Yards Rushing	166	ROUNDS, Josh at Tulsa (Oct 22, 2016)
TD Rushes	3	HILLIARD, Dontrell vs Southern (Sep 10, 2016)
Long Rush	84	ROUNDS, Josh at Tulsa (Oct 22, 2016)
Pass attempts	30	CUIELLETTE, Glen vs Memphis (Oct 14, 2016)
Pass completions	13	CUIELLETTE, Glen vs SMU (Oct 29, 2016)
Yards Passing	168	CUIELLETTE, Glen at Massachusetts (10/01/16)
TD Passes	4	CUIELLETTE, Glen vs UL Lafayette (Sep 24, 2016)
Long Pass	46	CUIELLETTE, Glen at Wake Forest (Sep 01, 2016)
Receptions	7	ENCALADE, Terren vs UL Lafayette (Sep 24, 2016)
	7	ENCALADE, Terren at Massachusetts (10/01/16)
Yards Receiving	125	ENCALADE, Terren at Massachusetts (10/01/16)
TD Receptions	3	ENCALADE, Terren vs UL Lafayette (Sep 24, 2016)
Long Reception	46	ROUNDS, Josh at Wake Forest (Sep 01, 2016)
Field Goals	4	DIROCCO, Andrew vs UL Lafayette (Sep 24, 2016)
Long Field Goal	48	DIROCCO, Andrew vs UL Lafayette (Sep 24, 2016)
Punts	10	BLOCK, Zachary vs UL Lafayette (Sep 24, 2016)
Punting Avg	45.7	BLOCK, Zachary at Tulsa (Oct 22, 2016)
Long Punt	59	BLOCK, Zachary vs Memphis (Oct 14, 2016)
Punts inside 20	5	BLOCK, Zachary at Tulsa (Oct 22, 2016)
Long Punt Return	10	HILLIARD, Dontrell at Wake Forest (Sep 01, 2016)
Long Kickoff Return	86	BADIE, Sherman vs Southern (Sep 10, 2016)
Tackles	14	MARLEY, Nico vs NAVY (Sep 17, 2016)
Sacks	2.0	MARLEY, Nico vs NAVY (Sep 17, 2016)
	2.0	CARROLL, Quinlan vs UL Lafayette (Sep 24, 2016)
	2.0	WILSON, Sean vs Memphis (Oct 14, 2016)
	2.0	ARUNA, Ade vs SMU (Oct 29, 2016)
Tackles For Loss	3.0	MARLEY, Nico vs UL Lafayette (Sep 24, 2016)
	3.0	CARROLL, Quinlan vs UL Lafayette (Sep 24, 2016)
	3.0	SMART, Tanzel vs UL Lafayette (Sep 24, 2016)
	3.0	MARLEY, Nico vs SMU (Oct 29, 2016)
	3.0	ARUNA, Ade vs SMU (Oct 29, 2016)
Interceptions	1	NICKERSON, Parry vs Southern (Sep 10, 2016)
	1	MARLEY, Nico vs Southern (Sep 10, 2016)
	1	NICKERSON, Parry vs UL Lafayette (Sep 24, 2016)
	1	LEWIS, Donnie vs UL Lafayette (Sep 24, 2016)
	1	FRANKLIN, Jarrod at Massachusetts (10/01/16)
	1	ALLEN, Richard vs Memphis (Oct 14, 2016)
	1	SHENALL, Taris vs SMU (Oct 29, 2016)
	1	CARROLL, Quinlan vs SMU (Oct 29, 2016)

TEAM GAME HIGHS

Rushes	64	at Massachusetts (10/01/16)
Yards Rushing	437	vs Southern (Sep 10, 2016)
Yards Per Rush	7.7	vs Southern (Sep 10, 2016)
TD Rushes	7	vs Southern (Sep 10, 2016)
Pass attempts	30	vs Memphis (Oct 14, 2016)
Pass completions	13	vs UL Lafayette (Sep 24, 2016)
	13	vs SMU (Oct 29, 2016)
Yards Passing	181	vs UL Lafayette (Sep 24, 2016)
Yards Per Pass	8.0	at Massachusetts (10/01/16)
TD Passes	4	vs UL Lafayette (Sep 24, 2016)
Total Plays	85	at Massachusetts (10/01/16)
Total Offense	449	vs Southern (Sep 10, 2016)
Yards Per Play	7.1	vs Southern (Sep 10, 2016)
Points	66	vs Southern (Sep 10, 2016)
Sacks By	6	vs UL Lafayette (Sep 24, 2016)
First Downs	27	at Massachusetts (10/01/16)
Penalties	10	vs SMU (Oct 29, 2016)
Penalty Yards	100	vs SMU (Oct 29, 2016)
Turnovers	3	vs Memphis (Oct 14, 2016)
Interceptions By	2	vs Southern (Sep 10, 2016)
	2	vs UL Lafayette (Sep 24, 2016)
	2	vs SMU (Oct 29, 2016)
Punts	11	vs UL Lafayette (Sep 24, 2016)
Punting Avg	45.7	at Tulsa (Oct 22, 2016)
Long Punt	59	vs Memphis (Oct 14, 2016)
Punts inside 20	5	at Tulsa (Oct 22, 2016)
Long Punt Return	10	at Wake Forest (Sep 01, 2016)



2016 SEASON SUPERLATIVES

OPPONENT HIGHS

Rushes	38	McGuire, Elijah, vs UL Lafayette (Sep 24, 2016)
Yards Rushing	190	FLANDERS, J., at Tulsa (Oct 22, 2016)
TD Rushes	2	McGuire, Elijah, vs UL Lafayette (Sep 24, 2016)
	2	FLANDERS, J., at Tulsa (Oct 22, 2016)
	2	WEST, Braeden, vs SMU (Oct 29, 2016)
Long Rush	61	DORCEUS, D., vs Memphis (Oct 14, 2016)
Pass attempts	38	Jennings, A., vs UL Lafayette (Sep 24, 2016)
Pass completions	21	FERGUSON, Riley, vs Memphis (Oct 14, 2016)
Yards Passing	302	HICKS, Ben, vs SMU (Oct 29, 2016)
TD Passes	3	EVANS, D., at Tulsa (Oct 22, 2016)
Long Pass	54	HICKS, Ben, vs SMU (Oct 29, 2016)
Receptions	7	W. Quinn, vs Southern (Sep 10, 2016)
	7	ATKINSON, J., at Tulsa (Oct 22, 2016)
Yards Receiving	164	PROCHE, James, vs SMU (Oct 29, 2016)
TD Receptions	2	Isabella, A., at Massachusetts (10/01/16)
	2	PROCHE, James, vs SMU (Oct 29, 2016)
Long Reception	54	PROCHE, James, vs SMU (Oct 29, 2016)
Field Goals	4	Artigue, Stevie, vs UL Lafayette (Sep 24, 2016)
Long Field Goal	50	ELLIOTT, Jake, vs Memphis (Oct 14, 2016)
Punts	8	Maggio, D, at Wake Forest (Sep 01, 2016)
	8	Coutts, Steven, vs UL Lafayette (Sep 24, 2016)
Punting Avg	48.0	JACOBS, Nick, vs Memphis (Oct 14, 2016)
Long Punt	69	SACKVILLE, J., vs SMU (Oct 29, 2016)
Punts inside 20	4	Maggio, D, at Wake Forest (Sep 01, 2016)
Long Punt Return	9	MILLER, Anthony, vs Memphis (Oct 14, 2016)
Long Kickoff Return	39	Allen, J., at Massachusetts (10/01/16)
Tackles	15	Casali, S., at Massachusetts (10/01/16)
Sacks	2.0	Jackson, Jul, at Wake Forest (Sep 01, 2016)
	2.0	PALMORE, D.J., vs NAVY (Sep 17, 2016)
	2.0	Dillon, Joe, vs UL Lafayette (Sep 24, 2016)
Tackles For Loss	3.0	HALL, Austin, vs Memphis (Oct 14, 2016)
Interceptions	1	D. Johnson, vs Southern (Sep 10, 2016)
	1	Walker, Tracy, vs UL Lafayette (Sep 24, 2016)
	1	COOK, Jonathan, vs Memphis (Oct 14, 2016)
	1	MILLINES, D., vs SMU (Oct 29, 2016)

Rushes	63	vs UL Lafayette (Sep 24, 2016)
Yards Rushing	330	at Tulsa (Oct 22, 2016)
Yards Per Rush	5.7	at Tulsa (Oct 22, 2016)
TD Rushes	3	vs NAVY (Sep 17, 2016)
	3	at Tulsa (Oct 22, 2016)
	3	vs SMU (Oct 29, 2016)
Pass attempts	38	vs UL Lafayette (Sep 24, 2016)
Pass completions	21	vs Memphis (Oct 14, 2016)
Yards Passing	302	vs SMU (Oct 29, 2016)
Yards Per Pass	10.3	at Tulsa (Oct 22, 2016)
TD Passes	3	at Tulsa (Oct 22, 2016)
Total Plays	101	vs UL Lafayette (Sep 24, 2016)
Total Offense	566	at Tulsa (Oct 22, 2016)
Yards Per Play	7.0	at Tulsa (Oct 22, 2016)
Points	50	at Tulsa (Oct 22, 2016)
Sacks By	4	at Wake Forest (Sep 01, 2016)
	4	at Tulsa (Oct 22, 2016)
First Downs	29	at Tulsa (Oct 22, 2016)
Penalties	7	at Massachusetts (10/01/16)
	7	vs Memphis (Oct 14, 2016)
Penalty Yards	79	vs Memphis (Oct 14, 2016)
Turnovers	4	vs Southern (Sep 10, 2016)
	4	vs UL Lafayette (Sep 24, 2016)
Interceptions By	1	vs Southern (Sep 10, 2016)
	1	vs UL Lafayette (Sep 24, 2016)
	1	vs Memphis (Oct 14, 2016)
	1	vs SMU (Oct 29, 2016)
Punts	8	at Wake Forest (Sep 01, 2016)
	8	vs UL Lafayette (Sep 24, 2016)
Punting Avg	45.8	vs Memphis (Oct 14, 2016)
Long Punt	69	vs SMU (Oct 29, 2016)
Punts inside 20	4	at Wake Forest (Sep 01, 2016)
Long Punt Return	9	vs Memphis (Oct 14, 2016)



2016 GAME-BY-GAME STATS

PASSING STATS

#14 CUIELLETTE, G.	Comp	Att	Int	Pct	Yards	TD	Long	Sacked	Effic
Wake Forest	12	23	0	52.2	134	0	46	4-28	101.11
Southern	1	2	1	50.0	5	0	5	0-0	-29.00
UL Lafayette	10	23	1	43.5	165	4	34	2-12	152.43
Massachusetts	11	20	0	55.0	168	1	38	1-5	142.06
Memphis	11	30	1	36.7	144	1	28	1-5	81.32
Tulsa	3	19	0	15.8	37	0	19	4-30	32.15
SMU	13	26	1	50.0	164	2	33	2-11	120.68
TOTALS	61	143	4	42.7	817	8	46	15-95	103.52

#1 BRANTLEY, J.	Comp	Att	Int	Pct	Yards	TD	Long	Sacked	Effic
Southern	1	4	0	25.0	7	0	7	0-0	39.70
NAVY	3	12	0	25.0	21	0	11	1-12	39.70
UL Lafayette	3	3	0	100.0	16	0	12	1-9	144.80
Massachusetts	0	1	0	0.0	0	0	0	0-0	0.00
TOTALS	7	20	0	35.0	44	0	12	2-21	53.48

RUSHING AND RECEIVING STATS

RUSHING	No-Yds/TD	WF	SUBR	NAVY	UL	UMASS	MEM	TLS	SMU
HILLIARD, D.	104-640/8	7-36/0	10-103/3	16-97/1	16-49/0	22-99/1	8-21/0	12-124/2	13-111/1
ROUNDS, Josh	78-523/5	1-3/0	11-66/2	11-75/1	10-45/0	16-77/1	7-33/0	15-166/1	7-58/0
THOMPSON, L.	49-296/4	6-21/0	4-28/2	6-20/0	7-30/0	8-54/1	8-69/0	7-66/1	3-8/0
CUIELLETTE, G.	87-177/1	22-54/0	5-20/0	2-4/0	6-5/0	12-60/0	18-35/1	9-12/0	13-29/0
BRANTLEY, J.	37-161/0	DNP	11-119/0	10-29/0	8-7/0	3-1/0	DNP	2-7/0	3-2/0
BADIE, Sherman	22-90/1	7-26/0	5-40/0	DNP	DNP	DNP	DNP	4-4/0	6-20/1
A. Zuckerman	4-26/0	DNP	4-26/0	DNP	DNP	DNP	-	DNP	DNP
ENCALADE, T.	2-23/0	-	-	2-23/0	-	-	-	-	-
BRADWELL, D.	8-21/0	4-6/0	4-15/0	DNP	DNP	DNP	DNP	DNP	DNP
MOONEY, Darnell	3-18/0	-	-	-	1-4/0	-	2-14/0	-	-
GLENN, Devin	2-9/0	-	1-6/0	-	-	-	-	-	1-3/0
SCOTT, Trey	1-7/0	DNP	1-7/0	-	-	-	-	-	-
BERTRAND, Jared	1-7/0	DNP	1-7/0	DNP	DNP	DNP	DNP	DNP	DNP
TEAM	4--14/0	DNP	-	DNP	-	3--11/0	1--3/0	DNP	DNP

RECEIVING	No-Yds/TD	WF	SUBR	NAVY	UL	UMASS	MEM	TLS	SMU
ENCALADE, T.	27-377/6	4-19/0	1-5/0	-	7-103/3	7-125/1	3-47/0	1-3/0	4-75/2
MOONEY, Darnell	12-148/1	-	-	-	3-51/1	3-25/0	4-45/0	1-19/0	1-8/0
HILLIARD, D.	8-99/0	1-8/0	-	2-16/0	1-12/0	-	1-28/0	-	3-35/0
DACE, Larry	7-75/0	4-38/0	-	-	-	DNP	-	1-15/0	2-22/0
ROUNDS, Josh	3-55/0	1-46/0	-	-	1-1/0	-	1-10/0	-	-
BREAUX, Devon	3-38/0	1-17/0	-	1-5/0	1-16/0	-	-	-	-
ARDOIN, Kendall	2-27/1	DNP	1-7/0	-	-	-	1-20/1	-	DNP
JOHNSON, Chris	1-18/0	-	-	-	-	1-18/0	-	DNP	-
SCOTT, Trey	2-14/0	DNP	-	-	-	-	-	-	2-14/0
BADIE, Sherman	1-10/0	-	-	DNP	DNP	DNP	DNP	-	1-10/0
THOMPSON, L.	2-0/0	1-6/0	-	-	-	-	1-6/0	-	-



2016 GAME-BY-GAME STATS

TACKLES

Total Tackles	UA-A	Total	WF	SUBR	NAVY	UL	UMASS	MEM	TLS	SMU
MARLEY, Nico	39-23	62	4-1	3-1	11-3	5-6	1-3	4-3	2-5	9-1
FRANKLIN, J.	27-27	54	3-4	0-1	6-3	4-3	0-5	2-3	6-3	6-5
SMART, Tanzel	22-20	42	3-1	1-0	1-5	7-3	1-3	4-3	3-5	2-0
TEAMER, R.	25-16	41	3-0	0-1	6-2	6-0	1-3	6-0	1-7	2-3
MARBLEY, R.J.	22-10	32	1-1	5-0	2-2	3-1	DNP	5-1	6-5	-
ARUNA, Ade	20-11	31	2-2	1-1	1-2	3-2	0-1	3-1	4-0	6-2
ALLEN, Richard	21-5	26	3-2	2-1	2-0	2-0	4-2	3-0	4-0	1-0
LEWIS, Donnie	20-4	24	1-1	1-1	5-1	7-1	4-0	2-0	DNP	DNP
HARRIS, Zachery	16-7	23	-	3-1	DNP	4-1	4-4	1-0	DNP	4-1
NICKERSON, P.	13-8	21	0-1	1-0	2-1	1-2	1-1	3-1	1-2	4-0
WILSON, Sean	8-9	17	1-1	-	-	2-3	1-2	3-1	1-2	-
KENNEDY, Robert	8-8	16	2-1	-	DNP	DNP	-	-	5-5	1-2
SHENALL, Taris	12-4	16	1-0	4-0	1-1	2-0	-	1-0	0-1	3-2
CARROLL, Q.	11-4	15	1-1	1-1	1-0	5-1	-	1-0	DNP	2-1
THOMAS, Eric	7-8	15	3-3	3-1	-	-	0-1	1-0	0-1	0-2
BOWIE, Eric	12-2	14	1-0	3-0	-	4-0	2-0	1-0	1-1	0-1
HARPER, Will	8-6	14	1-1	3-1	-	2-1	0-1	2-0	0-2	-
WOULLARD, Peter	6-7	13	-	1-0	3-2	1-1	0-3	1-1	-	DNP
WASHINGTON, E.	6-5	11	-	2-1	-	2-2	1-0	1-0	0-1	0-1
WILLIAMS, Daren	5-6	11	-	1-0	-	3-1	DNP	-	0-5	1-0
JACKSON, Luke	7-1	8	1-0	-	-	1-0	1-0	-	3-1	1-0
HALL, P.J.	1-3	4	-	-	-	-	-	-	0-2	1-1
KEYES, T.	3-1	4	DNP	0-1	DNP	-	DNP	DNP	3-0	DNP
GLENN, Devin	3-1	4	-	1-0	1-0	-	1-1	-	-	-
BRYANT, Larry	1-2	3	-	-	-	-	0-1	-	0-1	1-0
WASHINGTON, J.	2-0	2	DNP	-	2-0	DNP	-	-	-	-
ENCALADE, T.	1-1	2	-	-	-	1-0	0-1	-	-	-
GRAHAM, L.	1-0	1	-	1-0	-	-	-	-	-	-
WADLEIGH, M.	1-0	1	-	-	-	-	-	-	-	1-0
EDWARDS, B.	0-1	1	-	-	-	-	-	-	0-1	-
LOFTON, Stephon	1-0	1	DNP	-	DNP	DNP	-	-	DNP	1-0

SACKS

SACKS	UA-A	Total	WF	SUBR	NAVY	UL	UMASS	MEM	TLS	SMU
ARUNA, Ade	4-0	4.0	-	1.0-10	-	-	-	1.0-7	-	2.0-12
WILSON, Sean	3-0	3.0	-	-	-	1.0-4	-	2.0-14	-	-
SMART, Tanzel	3-0	3.0	1.0-3	-	-	1.0-7	1.0-0	-	-	-
MARLEY, Nico	3-0	3.0	-	-	2.0-13	1.0-10	-	-	-	-
CARROLL, Q.	2-0	2.0	-	-	-	2.0-14	-	-	DNP	-
WOULLARD, Peter	2-0	2.0	-	-	1.0-7	1.0-3	-	-	-	DNP
WASHINGTON, E.	1-0	1.0	-	-	-	-	1.0-7	-	-	-
JACKSON, Luke	1-0	1.0	-	-	-	-	-	-	1.0-3	-
TEAMER, R.	1-0	1.0	-	-	-	-	-	-	-	1.0-10
THOMAS, Eric	0-1	0.5	-	-	-	-	-	-	-	0.5-3
BOWIE, Eric	0-1	0.5	-	-	-	-	-	-	-	0.5-3



2016 GAME-BY-GAME STATS

TACKLES FOR LOSS

TACKLES FOR LOSS	UA-A	Total	WF	SUBR	NAVY	UL	UMASS	MEM	TLS	SMU
MARLEY, Nico	9-1	9.5	1.0-2	-	2.0-13	3.0-15	-	-	0.5-1	3.0-11
SMART, Taniel	9-1	9.5	2.0-6	1.0-1	-	3.0-13	-	1.0-5	1.5-5	1.0-1
ARUNA, Ade	7-0	7.0	-	1.0-10	1.0-2	-	-	2.0-8	-	3.0-14
CARROLL, Q.	6-0	6.0	-	1.0-1	1.0-2	3.0-15	-	-	DNP	1.0-3
WILSON, Sean	4-0	4.0	-	-	-	1.0-4	1.0-4	2.0-14	-	-
TEAMER, R.	3-0	3.0	1.0-2	-	1.0-5	-	-	-	-	1.0-10
WASHINGTON, E.	2-0	2.0	-	1.0-3	-	-	1.0-7	-	-	-
THOMAS, Eric	1-2	2.0	-	-	-	-	-	1.0-1	0.5-1	0.5-3
WOULLARD, Peter	2-0	2.0	-	-	1.0-7	1.0-3	-	-	-	DNP
JACKSON, Luke	2-0	2.0	-	-	-	-	-	-	2.0-5	-
WILLIAMS, Daren	1-1	1.5	-	1.0-2	-	-	DNP	-	0.5-0	-
WASHINGTON, J.	1-0	1.0	DNP	-	1.0-1	DNP	-	-	-	-
MARBLEY, R.J.	1-0	1.0	-	-	-	-	DNP	1.0-1	-	-
HARRIS, Zachery	1-0	1.0	-	-	DNP	-	-	-	DNP	1.0-3
KENNEDY, Robert	0-2	1.0	0.5-1	-	DNP	DNP	-	-	0.5-1	-
LEWIS, Donnie	0-1	0.5	0.5-1	-	-	-	-	-	DNP	DNP
FRANKLIN, J.	0-1	0.5	-	-	-	-	-	-	0.5-0	-
BOWIE, Eric	0-1	0.5	-	-	-	-	-	-	-	0.5-3

PUNT/KICKOFF/FUMBLE/INTERCEPTION RETURNS

PUNT RETURNS	No-Yds	WF	SUBR	NAVY	UL	UMASS	MEM	TLS	SMU
HILLIARD, D.	7-25	2-10	-	1-3	-	2-9	2-3	-	-
FRANKLIN, J.	1-0	-	1-0	-	-	-	-	-	-
NICKERSON, P.	1-0	-	-	-	-	-	-	-	1-0
MOONEY, Darnell	1-0	-	-	-	-	-	-	1-0	-

KICK RETURNS	No-Yds	WF	SUBR	NAVY	UL	UMASS	MEM	TLS	SMU
BADIE, Sherman	10-283	1-22	4-135	DNP	DNP	DNP	DNP	-	5-126
GLENN, Devin	8-152	-	-	2-37	1-10	2-43	-	3-62	-
BREAUX, Devon	4-77	-	-	-	-	-	3-53	1-24	-
HILLIARD, D.	1-18	-	-	1-18	-	-	-	-	-

INT. RETURNS	No-Yds	WF	SUBR	NAVY	UL	UMASS	MEM	TLS	SMU
NICKERSON, P.	2-133	-	1-96	-	1-37	-	-	-	-
CARROLL, Q.	1-3	-	-	-	-	-	-	DNP	1-3
FRANKLIN, J.	1-0	-	-	-	-	1-0	-	-	-
MARLEY, Nico	1-0	-	1-0	-	-	-	-	-	-
LEWIS, Donnie	1-12	-	-	-	1-12	-	-	DNP	DNP
SHENALL, Taris	1-23	-	-	-	-	-	-	-	1-23
ALLEN, Richard	1-5	-	-	-	-	-	1-5	-	-

FUMBLE RETURNS	No-Yds	WF	SUBR	NAVY	UL	UMASS	MEM	TLS	SMU
WOULLARD, Peter	1-34	-	-	-	1-34	-	-	-	DNP



3RD & 4TH DOWN CONVERSIONS / TIME OF POSSESSION

Date	Opponent	Score	Overall	1st Qtr	2nd Qtr	3rd Qtr	4th Qtr	Overtime
Sep 01, 2016	at Wake Forest	L 3-7	8-20 40.0	0-3 0.0	2-5 40.0	3-5 60.0	3-7 42.9	
Sep 10, 2016	SOUTHERN	W 66-21	5-10 50.0	1-1 100.0	1-1 100.0	2-5 40.0	1-3 33.3	
Sep 17, 2016	NAVY	L 14-21	2-12 16.7	1-3 33.3	0-2 0.0	0-3 0.0	1-4 25.0	
Sep 24, 2016	UL LAFAYETTE	W 41-39	0-16 0.0	0-2 0.0	0-5 0.0	0-4 0.0	0-4 0.0	0-1 0.0
10/01/16	at Massachusetts	W 31-24	5-17 29.4	3-5 60.0	1-6 16.7	0-2 0.0	1-4 25.0	
Oct 14, 2016	MEMPHIS	L 14-24	4-16 25.0	1-2 50.0	1-4 25.0	1-5 20.0	1-5 20.0	
Oct 22, 2016	at Tulsa	L 27-50	6-17 35.3	1-4 25.0	2-5 40.0	2-5 40.0	1-3 33.3	
Oct 29, 2016	SMU	L 31-35	4-16 25.0	0-4 0.0	0-3 0.0	2-4 50.0	2-5 40.0	
	Tulane		34-124 27.4	7-24 29.2	7-31 22.6	10-33 30.3	10-35 28.6	0-1 0.0
	Opponents		54-129 41.9	21-36 58.3	13-36 36.1	8-25 32.0	11-30 36.7	1-2 50.0

4th-Down Conversions

Date	Opponent	Score	Overall	1st Qtr	2nd Qtr	3rd Qtr	4th Qtr	Overtime
Sep 01, 2016	at Wake Forest	L 3-7	1-4 25.0	0-0 0.0	0-1 0.0	0-0 0.0	1-3 33.3	
Sep 10, 2016	SOUTHERN	W 66-21	2-3 66.7	0-0 0.0	0-0 0.0	1-2 50.0	1-1 100.0	
Sep 17, 2016	NAVY	L 14-21	3-4 75.0	0-0 0.0	1-1 100.0	2-2 100.0	0-1 0.0	
Sep 24, 2016	UL LAFAYETTE	W 41-39	0-1 0.0	0-1 0.0	0-0 0.0	0-0 0.0	0-0 0.0	0-0 0.0
10/01/16	at Massachusetts	W 31-24	3-5 60.0	1-1 100.0	1-2 50.0	1-1 100.0	0-1 0.0	
Oct 14, 2016	MEMPHIS	L 14-24	2-3 66.7	0-0 0.0	0-0 0.0	1-2 50.0	1-1 100.0	
Oct 22, 2016	at Tulsa	L 27-50	1-2 50.0	0-0 0.0	0-0 0.0	0-0 0.0	1-2 50.0	
Oct 29, 2016	SMU	L 31-35	3-4 75.0	1-1 100.0	0-0 0.0	0-0 0.0	2-3 66.7	
	Tulane		15-26 57.7	2-3 66.7	2-4 50.0	5-7 71.4	6-12 50.0	0-0 0.0
	Opponents		3-5 60.0	0-1 0.0	0-0 0.0	0-0 0.0	3-4 75.0	0-0 0.0

Time of Possession

Date	Opponent	Score	Overall	1st Qtr	2nd Qtr	3rd Qtr	4th Qtr	Overtime
Sep 01, 2016	at Wake Forest	L 3-7	34:56	6:41	9:35	8:45	9:55	
Sep 10, 2016	SOUTHERN	W 66-21	33:12	3:42	6:22	13:02	10:06	
Sep 17, 2016	NAVY	L 14-21	28:54	5:56	8:06	8:03	6:49	
Sep 24, 2016	UL LAFAYETTE	W 41-39	28:50	5:21	9:04	9:26	4:59	0:00
10/01/16	at Massachusetts	W 31-24	40:30	11:35	11:10	9:36	8:09	
Oct 14, 2016	MEMPHIS	L 14-24	32:32	5:33	8:55	10:16	7:48	
Oct 22, 2016	at Tulsa	L 27-50	27:37	6:45	6:29	9:56	4:27	
Oct 29, 2016	SMU	L 31-35	31:39	8:39	7:09	8:51	7:00	
	Tulane	Total	258:10	54:12	66:50	77:55	59:13	0:00
		Avg.	32:16	6:46	8:21	9:44	7:24	0:00
	Opponents	Total	221:50	65:48	53:10	42:05	60:47	0:00
		Avg.	27:43	8:13	6:38	5:15	7:35	0:00

2016 GAME-BY-GAME STATS



GAME PARTICIPATION

##	PLAYER	GP-GS	WF	SUBR	NAVY	UL	UMASS	MEM	TLS	SMU
23	ALLEN, Richard	8/8	START	START	START	START	START	START	START	START
89	ARDOIN, Kendall	6/6	...	START	START	START	START	START	START	...
87	ARUNA, Ade	8/8	START	START	START	START	START	START	START	START
3	BADIE, Sherman	4/-	XXX	XXX	XXX	XXX
29	BERTRAND, Jared	1/-	...	XXX
49	BLOCK, Zachary	8/-	XXX	XXX	XXX	XXX	XXX	XXX	XXX	XXX
55	BOWIE, Eric	8/-	XXX	XXX	XXX	XXX	XXX	XXX	XXX	XXX
11	BRADWELL, D.	2/-	XXX	XXX
1	BRANTLEY, J.	6/2	...	XXX	START	START	XXX	...	XXX	XXX
8	BREAUX, Devon	8/7	START	START	START	START	START	XXX	START	START
73	BROWN, Leeward	8/8	START	START	START	START	START	START	START	START
36	BRYANT, Larry	8/-	XXX	XXX	XXX	XXX	XXX	XXX	XXX	XXX
54	CARROLL, Q.	7/1	XXX	XXX	START	XXX	XXX	XXX	...	XXX
14	CUIELLETTE, G.	8/6	START	START	XXX	XXX	START	START	START	START
85	DACE, Larry	7/3	START	START	START	XXX	...	XXX	XXX	XXX
39	DAVIS, Sam	2/-	XXX	XXX
51	DIAZ, Junior	3/3	START	START	START
42	DiROCCO, Andrew	8/-	XXX	XXX	XXX	XXX	XXX	XXX	XXX	XXX
60	EATHERLY, Geron	8/-	XXX	XXX	XXX	XXX	XXX	XXX	XXX	XXX
65	EDWARDS, B.	8/1	XXX	XXX	START	XXX	XXX	XXX	XXX	XXX
5	ENCALADE, T.	8/8	START	START	START	START	START	START	START	START
6	FRANKLIN, J.	8/8	START	START	START	START	START	START	START	START
7	GLENN, Devin	8/-	XXX	XXX	XXX	XXX	XXX	XXX	XXX	XXX
96	GOLUB, Aaron	1/-	...	XXX
35	GRAHAM, L.	8/-	XXX	XXX	XXX	XXX	XXX	XXX	XXX	XXX
82	GREEN, Reed	1/-	...	XXX
16	HALL, P.J.	8/1	XXX	XXX	XXX	XXX	XXX	XXX	XXX	START
12	HARPER, Sean	7/-	XXX	XXX	XXX	...	XXX	XXX	XXX	XXX
4	HARPER, Will	8/-	XXX	XXX	XXX	XXX	XXX	XXX	XXX	XXX
40	HARRIS, Zachery	6/4	XXX	START	...	START	START	START	...	XXX
45	HARVEY, Randy	3/-	...	XXX	XXX	XXX	...
26	HILLIARD, D.	8/8	START	START	START	START	START	START	START	START
44	JACKSON, Luke	8/-	XXX	XXX	XXX	XXX	XXX	XXX	XXX	XXX
1J	JACKSON, Tre	2/-	XXX	XXX
78	JACQUET, Todd	8/8	START	START	START	START	START	START	START	START
9	JOHNSON, Chris	7/1	XXX	XXX	XXX	XXX	XXX	START	...	XXX
74	JOHNSON, Devon	1/-	...	XXX
99	JOHNSON, Tyler	2/1	XXX	START
84	JONES, Charles	4/1	START	XXX	...	XXX	XXX
90	KENNEDY, Robert	6/3	START	START	XXX	XXX	XXX	START
37	KEYES, T.	3/-	...	XXX	...	XXX	XXX	...
72	LEGLUE, John	8/8	START	START	START	START	START	START	START	START
21	LEWIS, Donnie	6/6	START	START	START	START	START	START
24	LEWIS, Eric	3/-	XXX	XXX	XXX
32	LOFTON, Stephon	4/-	...	XXX	XXX	XXX	...	XXX
62	LOGAN, Steven	1/-	...	XXX
56	MARBLEY, R.J.	7/2	XXX	XXX	XXX	XXX	...	XXX	START	START



GAME PARTICIPATION

##	PLAYER	GP-GS	WF	SUBR	NAVY	UL	UMASS	MEM	TLS	SMU
2	MARLEY, Nico	8/8	START	START	START	START	START	START	START	START
53	McLEOD, K.	2/-	...	XXX	XXX
46	MEDINA, Sergio	2/-	...	XXX	XXX
86	MOONEY, Darnell	8/5	XXX	XXX	XXX	START	START	START	START	START
20	NAPOLEON, Chase	5/-	...	XXX	XXX	XXX	XXX	XXX
17	NICKERSON, P.	8/8	START	START	START	START	START	START	START	START
81	OWENS, D.J.	5/-	XXX	XXX	XXX	...	XXX	XXX
25	ROUNDS, Josh	8/-	XXX	XXX	XXX	XXX	XXX	XXX	XXX	XXX
79	SANTA MARINA, K	7/5	XXX	XXX	...	START	START	START	START	START
83	SCOTT, Trey	7/-	...	XXX	XXX	XXX	XXX	XXX	XXX	XXX
19	SHENALL, Taris	8/1	XXX	XXX	XXX	XXX	XXX	XXX	START	XXX
77	SMART, Tanzel	8/8	START	START	START	START	START	START	START	START
71	STEWART, Jason	3/-	...	XXX	XXX	...	XXX
31	STRICKLAND, M.	1/-	XXX
75	TAYLOR, Chris	8/8	START	START	START	START	START	START	START	START
38	TEAMER, R.	8/8	START	START	START	START	START	START	START	START
52	THOMAS, Eric	8/1	START	XXX	XXX	XXX	XXX	XXX	XXX	XXX
33	THOMPSON, L.	8/-	XXX	XXX	XXX	XXX	XXX	XXX	XXX	XXX
13	TOWNSEND, W.	3/-	XXX	XXX	XXX	...
22	WADLEIGH, M.	8/-	XXX	XXX	XXX	XXX	XXX	XXX	XXX	XXX
91	WASHINGTON, E.	8/1	XXX	XXX	START	XXX	XXX	XXX	XXX	XXX
93	WASHINGTON, J.	6/-	...	XXX	XXX	...	XXX	XXX	XXX	XXX
92	WILLIAMS, Daren	7/-	XXX	XXX	XXX	XXX	...	XXX	XXX	XXX
94	WILSON, Sean	8/7	START	START	XXX	START	START	START	START	START
57	WOULLARD, Peter	7/4	XXX	XXX	XXX	START	START	START	START	...
47	A. Zuckerman	2/-	...	XXX	XXX



2016 DRIVE CHARTS

WEEK 1: AT WAKE FOREST

Team	Qtr	Drive Started			Drive Ended			Consumed	
		Spot	Time	Obtained	Spot	Time	How lost	PI - Yds	TOP
TLN	1st	T25	15:00	Kickoff	W24	10:22	*FIELD GOAL	8 - 51	4:38
TLN		T01	05:31	Punt	T09	03:28	Punt	3 - 8	2:03
TLN	2nd	T24	14:16	Kickoff	W42	08:25	Punt	11 - 34	5:51
TLN		W34	06:58	Punt	W28	04:56	Downs	4 - 6	2:02
TLN		T10	01:45	Punt	T19	00:03	Punt	3 - 9	1:42
TLN	3rd	T17	13:02	Punt	T37	08:53	Punt	8 - 20	4:09
TLN		T21	06:23	Punt	W42	03:23	Punt	6 - 37	3:00
TLN		T44	01:36	Punt	W26	11:45	Missed FG	10 - 30	4:51
TLN	4th	T14	10:17	Punt	W15	04:22	Downs	11 - 71	5:55
TLN		T36	01:35	Punt	T45	00:50	Fumble	8 - 9	0:45

Tulane	1st Qtr	2nd Qtr	3rd Qtr	4th Qtr	1st Half	2nd Half	Total
Time of possession	06:41	09:35	08:45	09:55	16:16	18:40	34:56
3rd down conversions	0-3	2-5	3-5	3-7	2-8	6-12	8-20
Average field position	T13	T33	T27	T25	T25	T26	T25
4th down conversions	0-0	0-1	0-0	1-3	0-1	1-3	1-4

WEEK 2: VS SOUTHERN

Team	Qtr	Drive Started			Drive Ended			Consumed	
		Spot	Time	Obtained	Spot	Time	How lost	PI - Yds	TOP
TLN	1st	S13	13:35	Fumble	S00	13:01	*TOUCHDOWN	2 - 13	0:34
TLN		S31	12:23	Interception	S00	10:19	*TOUCHDOWN	5 - 31	2:04
TLN		S00	06:33	Interception	S00	06:33	*TOUCHDOWN	0 - 0	0:00
TLN		S00	02:15	Kickoff	S00	02:15	*TOUCHDOWN	0 - 0	0:00
TLN		S12	00:51	Punt	S00	14:57	*TOUCHDOWN	3 - 12	0:54
TLN	2nd	T20	12:15	Punt	S00	11:06	*TOUCHDOWN	4 - 80	1:09
TLN		S49	09:04	Punt	S00	06:23	*TOUCHDOWN	4 - 49	2:41
TLN		T20	02:29	Fumble	T46	00:00	End of half	4 - 26	2:29
TLN	3rd	T17	14:50	Kickoff	T20	13:22	Interception	3 - 3	1:28
TLN		T21	13:14	Kickoff	S30	10:56	Downs	5 - 49	2:18
TLN		T24	09:43	Kickoff	S00	07:15	*TOUCHDOWN	6 - 76	2:28
TLN		T41	06:24	Punt	S08	14:50	*FIELD GOAL	14 - 51	6:34
TLN	4th	S31	13:43	Punt	S00	08:50	*TOUCHDOWN	7 - 31	4:53
TLN		T30	05:03	Punt	S25	00:00	End of half	7 - 45	5:03

Tulane	1st Qtr	2nd Qtr	3rd Qtr	4th Qtr	1st Half	2nd Half	Total
Time of possession	03:42	06:22	13:02	10:06	10:04	23:08	33:12
3rd down conversions	1-1	1-1	2-5	1-3	2-2	3-8	5-10
Average field position	S14	T30	T25	T49	S38	T33	T49
4th down conversions	0-0	0-0	1-2	1-1	0-0	2-3	2-3

WEEK 3: VS NAVY

Team	Qtr	Drive Started			Drive Ended			Consumed	
		Spot	Time	Obtained	Spot	Time	How lost	PI - Yds	TOP
TLN	1st	T21	15:00	Kickoff	T20	13:22	Punt	3 - (1)	1:38
TLN		T21	11:03	Punt	N48	06:45	Punt	8 - 31	4:18
TLN	2nd	T25	14:28	Kickoff	N00	10:22	*TOUCHDOWN	8 - 75	4:06
TLN		T36	09:07	Punt	T43	05:58	Punt	7 - 7	3:09
TLN		T17	00:51	Punt	T15	00:00	End of half	2 - (2)	0:51
TLN	3rd	T30	13:15	Fumble	T37	09:45	Punt	7 - 7	3:30
TLN		T24	04:46	Kickoff	N00	00:19	*TOUCHDOWN	9 - 76	4:27
TLN	4th	T20	14:27	Punt	T18	13:05	Punt	3 - (2)	1:22
TLN		T34	12:13	Fumble	N27	07:39	Missed FG	9 - 39	4:34
TLN		T22	02:51	Kickoff	T17	02:04	Downs	4 - (5)	0:47

Tulane	1st Qtr	2nd Qtr	3rd Qtr	4th Qtr	1st Half	2nd Half	Total
Time of possession	05:56	08:06	08:03	06:49	14:02	14:52	28:54
3rd down conversions	1-3	0-2	0-3	1-4	1-5	1-7	2-12
Average field position	T21	T26	T27	T25	T24	T26	T25
4th down conversions	0-0	1-1	2-2	0-1	1-1	2-3	3-4



WEEK 4: VS UL LAFAYETTE

Team	Qtr	Drive Started			Drive Ended			Consumed		
		Spot	Time	Obtained	Spot	Time	How lost	PI	- Yds	TOP
TLN	1st	U25	10:40	Fumble	U16	08:53	Downs	4	- 9	1:47
TLN	2nd	T20	05:11	Kickoff	T45	01:42	Punt	6	- 25	3:29
TLN		T25	12:22	Kickoff	T28	12:22	Punt	3	- 3	0:00
TLN		U13	11:41	Interception	U06	10:16	*FIELD GOAL	4	- 7	1:25
TLN		T34	09:20	Punt	T48	07:08	Punt	5	- 14	2:12
TLN	3rd	U12	05:59	Interception	U18	04:16	*FIELD GOAL	4	- (6)	1:43
TLN		T45	03:31	Punt	U47	02:11	Punt	3	- 8	1:20
TLN		T35	01:14	Punt	U47	00:16	Interception	4	- 18	0:58
TLN		T25	15:00	Kickoff	T41	12:57	Punt	4	- 16	2:03
TLN		T32	11:30	Punt	T40	10:24	Punt	3	- 8	1:06
TLN		U06	10:24	Fumble	U03	08:23	*FIELD GOAL	4	- 3	2:01
TLN		T25	07:01	Punt	T12	04:56	Punt	3	- (13)	2:05
TLN		T25	03:18	Kickoff	U00	01:07	*TOUCHDOWN	5	- 75	2:11
TLN	4th	T13	13:38	Punt	T17	11:58	Punt	3	- 4	1:40
TLN	OT	T25	05:55	Kickoff	T29	04:57	Punt	3	- 4	0:58
TLN		T19	03:47	Punt	T26	02:26	Punt	3	- 7	1:21
TLN		T20	01:09	Punt	T45	00:09	Punt	5	- 25	1:00
TLN		U25	15:00	Possession	U00	15:00	*TOUCHDOWN	1	- 25	0:00
TLN		U25	15:00	Possession	U00	15:00	*TOUCHDOWN	1	- 25	0:00
TLN		U25	15:00	Possession	U31	15:00	*FIELD GOAL	6	- (6)	0:00
TLN		U25	15:00	Possession	U00	15:00	*TOUCHDOWN	4	- 25	0:00

Tulane	1st Qtr	2nd Qtr	3rd Qtr	4th Qtr	1st Half	2nd Half	Total
Time of possession	05:21	09:04	09:26	04:59	14:25	14:25	28:50
3rd down conversions	0-2	0-5	0-4	0-4	0-7	0-8	0-16
Average field position	T47	U48	T40	T19	U49	T30	T40
4th down conversions	0-1	0-0	0-0	0-0	0-1	0-0	0-1

WEEK 5: AT UMASS

Team	Qtr	Drive Started			Drive Ended			Consumed	
		Spot	Time	Obtained	Spot	Time	How lost	PI - Yds	TOP
TLN	1st	T37	15:00	Kickoff	T35	12:32	Punt	3 - (2)	2:28
TLN		T15	11:20	Kickoff	T12	11:20	Fumble	0 - (3)	0:00
TLN		T25	11:06	Kickoff	M00	06:37	*TOUCHDOWN	10 - 75	4:29
TLN		T10	04:38	Punt	M05	11:06	*FIELD GOAL	20 - 85	8:32
TLN	2nd	T21	09:48	Interception	M34	05:23	Punt	8 - 45	4:25
TLN		M44	03:19	Punt	M36	01:27	Downs	4 - 8	1:52
TLN		T24	00:59	Punt	T46	00:00	End of half	5 - 22	0:59
TLN	3rd	M38	14:35	Fumble	M00	14:08	*TOUCHDOWN	2 - 38	0:27
TLN		T16	10:29	Punt	M00	06:54	*TOUCHDOWN	7 - 84	3:35
TLN		T30	05:34	Punt	M28	12:52	Punt	12 - 42	7:42
TLN	4th	T25	09:37	Kickoff	M00	05:32	*TOUCHDOWN	8 - 75	4:05
TLN		T25	02:45	Kickoff	T27	02:18	Punt	3 - 2	0:27
TLN		M39	01:29	Downs	T50	00:00	Downs	4 - (11)	1:29

Tulane	1st Qtr	2nd Qtr	3rd Qtr	4th Qtr	1st Half	2nd Half	Total
Time of possession	11:35	11:10	09:36	08:09	22:45	17:45	40:30
3rd down conversions	3-5	1-6	0-2	1-4	4-11	1-6	5-17
Average field position	T24	T33	T36	T37	T28	T36	T32
4th down conversions	1-1	1-2	1-1	0-1	2-3	1-2	3-5

WEEK 7: VS MEMPHIS

Team	Qtr	Drive Started			Drive Ended			Consumed		
		Spot	Time	Obtained	Spot	Time	How lost	Pl	- Yds	TOP
TLN	1st	T47	08:30	Fumble	M49	05:53	Punt	6	- 4	2:37
TLN		T41	00:00	Punt	T41	03:53	Fumble	0	- 0	0:00
TLN		T34	02:56	Downs	M00	13:13	*TOUCHDOWN	10	- 66	4:43
TLN	2nd	T07	00:00	Punt	T07	11:38	Fumble	0	- 0	0:00
TLN		T18	10:46	Kickoff	M22	07:09	Missed FG	8	- 60	3:37
TLN		T08	05:17	Punt	T31	02:54	Punt	5	- 23	2:23
TLN	3rd	T16	00:53	Kickoff	T15	00:00	End of half	3	- (1)	0:53
TLN		T25	15:00	Kickoff	M33	08:52	Downs	12	- 42	6:08
TLN		T20	08:07	Interception	T29	06:03	Punt	3	- 9	2:04
TLN	4th	T20	03:42	Punt	T21	02:45	Punt	3	- 1	0:57
TLN		T25	01:07	Kickoff	T47	13:36	Punt	5	- 22	2:31
TLN		T12	11:43	Kickoff	T16	10:35	Punt	3	- 4	1:08
TLN		T30	09:17	Punt	T30	08:28	Punt	3	- 0	0:49
TLN		T33	07:21	Punt	M40	05:59	Interception	5	- 27	1:22
TLN		T20	03:43	Fumble	M00	00:47	*TOUCHDOWN	9	- 80	2:56

Tulane	1st Qtr	2nd Qtr	3rd Qtr	4th Qtr	1st Half	2nd Half	Total
Time of possession	05:33	08:55	10:16	07:48	14:28	18:04	32:32
3rd down conversions	1-2	1-4	1-5	1-5	2-6	2-10	4-16
Average field position	T40	T14	T22	T23	T24	T23	T23
4th down conversions	0-0	0-0	1-2	1-1	0-0	2-3	2-3



WEEK 8: AT TULSA

Team	Qtr	Drive Started			Drive Ended			Consumed	
		Spot	Time	Obtained	Spot	Time	How lost	PI - Yds	TOP
TLN	1st	U33	12:40	Kickoff	U37	11:10	Punt	3 - 4	1:30
TLN		U44	09:33	Punt	T00	07:25	*TOUCHDOWN	5 - 56	2:08
TLN		U22	05:19	Kickoff	U12	03:49	Punt	3 - (10)	1:30
TLN		U23	02:23	Punt	U29	00:58	Punt	3 - 6	1:25
TLN	2nd	U06	00:00	Punt	U06	13:15	Fumble	0 - 0	0:00
TLN		U24	11:57	Kickoff	U32	10:15	Punt	3 - 8	1:42
TLN		U25	07:05	Kickoff	U27	06:06	Punt	3 - 2	0:59
TLN		U25	03:42	Kickoff	T23	00:00	Missed FG	12 - 52	3:42
TLN	3rd	U25	15:00	Kickoff	U33	13:19	Punt	3 - 8	1:41
TLN		T17	13:19	Fumble	T19	10:53	Missed FG	5 - (2)	2:26
TLN		U25	08:54	Kickoff	T37	07:25	Punt	5 - 38	1:29
TLN		U30	05:14	Punt	T00	02:10	*TOUCHDOWN	9 - 70	3:04
TLN		T38	01:20	Fumble	T00	00:04	*TOUCHDOWN	3 - 38	1:16
TLN	4th	U25	12:32	Kickoff	T49	10:22	Downs	8 - 26	2:10
TLN		U10	07:19	Kickoff	T00	05:07	*TOUCHDOWN	5 - 90	2:12

Tulane	1st Qtr	2nd Qtr	3rd Qtr	4th Qtr	1st Half	2nd Half	Total
Time of possession	06:45	06:29	09:56	04:27	13:14	14:23	27:37
3rd down conversions	1-4	2-5	2-5	1-3	3-9	3-8	6-17
Average field position	U30	U24	U45	U17	U28	U37	U32
4th down conversions	0-0	0-0	0-0	1-2	0-0	1-2	1-2

WEEK 9: VS SMU

Team	Qtr	Drive Started			Drive Ended			Consumed	
		Spot	Time	Obtained	Spot	Time	How lost	PI - Yds	TOP
TLN	1st	T40	13:00	Kickoff	T40	11:30	Punt	3 - 0	1:30
TLN		S47	09:51	Punt	S00	06:05	*TOUCHDOWN	9 - 47	3:46
TLN		T23	04:49	Kickoff	T21	03:02	Punt	3 - (2)	1:47
TLN		T36	01:22	Interception	T36	14:53	Punt	3 - 0	1:29
TLN	2nd	S27	14:08	Interception	S26	12:41	*FIELD GOAL	4 - 1	1:27
TLN		T20	09:50	Missed FG	T21	07:59	Punt	3 - 1	1:51
TLN		T22	04:29	Kickoff	T37	01:19	Punt	6 - 15	3:10
TLN		S47	00:28	Punt	T44	00:00	End of half	2 - (9)	0:28
TLN	3rd	T26	14:53	Kickoff	S46	11:45	Punt	5 - 28	3:08
TLN		T47	09:36	Punt	T48	07:41	Punt	3 - 1	1:55
TLN		S38	06:12	Punt	S00	04:19	*TOUCHDOWN	4 - 38	1:53
TLN		T41	01:56	Punt	S00	00:08	*TOUCHDOWN	5 - 59	1:48
TLN	4th	T08	13:39	Punt	S00	10:37	*TOUCHDOWN	6 - 92	3:02
TLN		T26	06:17	Kickoff	S22	03:42	Downs	5 - 52	2:35
TLN		T25	01:16	Kickoff	S35	00:00	Interception	12 - 40	1:16

Tulane	1st Qtr	2nd Qtr	3rd Qtr	4th Qtr	1st Half	2nd Half	Total
Time of possession	08:39	07:09	08:51	07:00	15:48	15:51	31:39
3rd down conversions	0-4	0-3	2-4	2-5	0-7	4-9	4-16
Average field position	T38	T42	T44	T19	T40	T33	T37
4th down conversions	1-1	0-0	0-0	2-3	1-1	2-3	3-4



2016 RED ZONE POSSESSIONS

Tulane Inside Opponent Red-Zone

Date	Opponent	Score									Failed to score inside RZ					
			Times In RZ	Times Scored	Total Pts	TDs	Rush TDs	Pass TDs	FGs Made		FGA	Down	Int	Fumb	Half	Game
Sep 01, 2016	at Wake Forest	L 3-7	2	0	0	0	0	0	0		1	1	0	0	0	0
Sep 10, 2016	SOUTHERN	W 66-21	8	8	52	7	7	0	1		0	0	0	0	0	0
Sep 17, 2016	NAVY	L 14-21	1	1	7	1	1	0	0		0	0	0	0	0	0
Sep 24, 2016	UL LAFAYETTE	W 41-39	6	5	20	1	0	1	4		0	1	0	0	0	0
10/01/16	at Massachusetts	W 31-24	4	4	24	3	3	0	1		0	0	0	0	0	0
Oct 14, 2016	MEMPHIS	L 14-24	3	2	14	2	1	1	0		1	0	0	0	0	0
Oct 22, 2016	at Tulsa	L 27-50	5	3	21	3	3	0	0		2	0	0	0	0	0
Oct 29, 2016	SMU	L 31-35	3	3	21	3	2	1	0		0	0	0	0	0	0
Totals			32	26	159	20	17	3	6		4	2	0	0	0	0
26 of 32 (81.2%)																

Opponents Inside Tulane Red-Zone

Date	Opponent	Score									Failed to score inside RZ					
			Times In RZ	Times Scored	Total Pts	TDs	Rush TDs	Pass TDs	FGs Made		FGA	Down	Int	Fumb	Half	Game
Sep 01, 2016	at Wake Forest	L 3-7	1	1	7	1	1	0	0		0	0	0	0	0	0
Sep 10, 2016	SOUTHERN	W 66-21	1	1	7	1	0	1	0		0	0	0	0	0	0
Sep 17, 2016	NAVY	L 14-21	4	3	21	3	3	0	0		0	0	0	0	1	0
Sep 24, 2016	UL LAFAYETTE	W 41-39	6	6	30	3	2	1	3		0	0	0	0	0	0
10/01/16	at Massachusetts	W 31-24	4	4	24	3	1	2	1		0	0	0	0	0	0
Oct 14, 2016	MEMPHIS	L 14-24	2	2	6	0	0	0	2		0	0	0	0	0	0
Oct 22, 2016	at Tulsa	L 27-50	7	6	34	4	2	2	2		0	0	0	0	1	0
Oct 29, 2016	SMU	L 31-35	5	4	28	4	3	1	0		1	0	0	0	0	0
Totals			30	27	157	19	12	7	8		1	0	0	0	2	0
27 of 30 (90.0%)																



2016 TURNOVERS

Tulane-Forced Turnovers

Game 1 • Wake Forest

Aquired	Ensuing Drive	Result
None		

Game 2 • Southern

Aquired	Ensuing Drive	Result
Aruna FF, Smart FR	2 plays, 13 yards, 0:34	Touchdown
Marley INT	5 plays, 31 yards, 2:04	Touchdown
Nickerson INT	Returned 96 yards	Touchdown
Allen FF	4 plays, 26 yards, 2:29	End of Half

Game 3 • Navy

Aquired	Ensuing Drive	Result
Franklin FF, Aruna FR	7 plays, 7 yards, 3:30	Punt
Woullard FR	9 plays, 39 yards, 4:34	Missed FG

Game 4 • UL Lafayette

Aquired	Ensuing Drive	Result
Marley FF, Woullard FR	4 plays, 9 yards, 1:47	Downs
Nickerson INT	4 plays, 7 yards, 1:25	Field Goal
Lewis INT	4 plays, -6 yards, 1:43	Field Goal
Allen FR	4 plays, 3 yards, 2:01	Field Goal

Game 5 • UMass

Aquired	Ensuing Drive	Result
Franklin INT	8 plays, 45 yards, 4:25	Punt
Smart FF, Franklin FR	2 plays, 38 yards, 0:27	Touchdown

Game 6 • Memphis

Aquired	Ensuing Drive	Result
Nickerson FF & FR	6 plays, 4 yards, 2:37	Punt
Allen INT	3 plays, 9 yards, 2:04	Punt
Marley FF & Aruna FR	9 plays, 80 yards, 2:56	Touchdown

Game 7 • Tulsa

Aquired	Ensuing Drive	Result
Allen FR	5 plays, -2 yards, 2:26	Missed FG
Kennedy FR	3 plays, 38 yards, 1:20	Touchdown

Game 8 • SMU

Aquired	Ensuing Drive	Result
Carroll INT	3 plays, 0 yards, 1:29	Punt
Shenall INT	4 plays, 1 yard, 1:27	Field Goal

Season Totals: 19 Forced Turnovers – 6 TDs, 4 Field Goals, 2 Missed FGs
5 Punts, 1 Turnover, 1 End of Half

Opponent-Forced Turnovers

Game 1 • Wake Forest

Aquired	Ensuing Drive	Result
Jackson FF, Lewinson FR	2 plays - kneel down	End of game

Game 2 • Southern

Aquired	Ensuing Drive	Result
Johnson INT	Returned 28 yards	Touchdown

Game 3 • Navy

Aquired	Ensuing Drive	Result
None		

Game 4 • UL Lafayette

Aquired	Ensuing Drive	Result
Walker INT	3 plays, 6 yards, 0:16	End of Half

Game 5 • UMass

Aquired	Ensuing Drive	Result
Bailey-Smith FF & FR	1 play, 12 yards, 0:14	Touchdown

Game 6 • Memphis

Aquired	Ensuing Drive	Result
Hall FR	4 plays, 7 yards, 0:57	Downs
Morgan FR	4 plays, 3 yards, 0:45	Field Goal
Cook INT	4 plays, 79 yards, 2:16	Fumble

Game 7 • Tulsa

Aquired	Ensuing Drive	Result
Sottsch FR	3 plays, 6 yards, 1:18	Touchdown

Game 8 • SMU

Aquired	Ensuing Drive	Result
Millines INT	0 plays, 0 yards, 0:00	End of Game

Season Totals: 9 Forced Turnovers – 3 TDs, 1 Field Goal,
0 Punts, 1 Turnover on Downs, 1 Turnover, 1 End of Half, 2 End of Game



THE LAST TIME

THE TULANE TEAM...

Scored 90+ Points	95 vs UL Lafayette, 10/12/1912
Scored 80+ Points	84 vs Mississippi College, 10/9/1937
Scored 70+ Points	72 vs UL Lafayette, 10/31/1998
Scored 60+ Points	66 vs Southern, 9/10/2016
Scored 50+ Points	66 vs Southern, 9/10/2016
Scored 40+ Points	41 vs UL Lafayette, 9/24/2016
Back-To-Back 40+ Games	55 vs UAB, 10/27/2012
.....	47 vs Rice, 11/3/2012
Three Straight 40+ Games	48 vs Houston, 11/21/1998
.....	63 vs Louisiana Tech, 11/26/1998
.....	41 vs BYU (Liberty Bowl), 12/31/1998
Four Straight 40+ Games	49 at Army, 11/14/1998
.....	48 vs Houston, 11/21/1998
.....	63 vs Louisiana Tech, 11/26/1998
.....	41 vs BYU (Liberty Bowl), 12/31/1998
Had 30+ First Downs	35 vs Army, 10/28/2006
Had 25+ First Downs	27 at UMass, 10/1/2016
Allowed 10 Or Fewer 1st Downs	10 at Wake Forest, 9/1/2016
Allowed 15 Or Fewer 1st Downs	13 vs. Southern, 9/10/2016
Rushed for 600+ Yards	638 vs Mississippi College, 10/9/1937
Rushed For 500+ Yards	504 vs Clemson, 11/18/1944
Rushed For 400+ Yards	437 vs Southern, 9/10/2016
Rushed For 300+ Yards	355 at Tulsa, 10/22/2016
Allowed 25 Or Fewer Rushing Yards	35 vs UCF, 10/3/2015
Allowed 50 Or Fewer Rushing Yards	41 vs Tulsa, 11/27/2015
Allowed 99 Or Fewer Rushing Yards	54 vs Southern, 9/10/2016
Passed For 400+ Yards	476 vs Rice, 11/3/2012
Passed For 300+ Yards	343 vs Tulsa, 11/27/2015
Passed For 250+ Yards	343 vs Tulsa, 11/27/2015
Allowed 25 Or Fewer Passing Yards	15 vs Georgia Tech, 9/6/2014
Allowed 50 Or Fewer Passing Yards	15 vs Georgia Tech, 9/6/2014
Allowed 100 Or Fewer Passing Yards	59 vs Navy, 9/17/2016
Allowed 150 Or Fewer Passing Yards	59 vs Navy, 9/17/2016
Rushed/Passed For 200+ Yards..	205 Rush/292 Pass vs. Maine, 9/19/2015
Had Two Players With 100+ Rushing Yardsat Tulsa, 10/22/2016
.....	Josh Rounds 166, Dontrell Hilliard 124
Had Two Players With 100+ Receiving Yards	vs UAB, 10/27/2012
.....	Ryan Grant 184/Xavier Rush 126
Had 100+ Rusher And 100+ Receiver	vs. Maine, 9/19/2015
.....	Dontrell Hillard 117 Rush/Sherman Badie 118 Receive
Had 150+ Rusher And 150+ Receiver	vs McNeese State, 9/26/2009
.....	André Anderson 199 rush/Jeremy Williams 22 rec
Had 100+ Rusher And 300+ Passer	vs Rice, 11/13/2010
.....	Orleans Darkwa 113 rush/Ryan Griffin 314 Pass
Had 100+ Rusher, 100+ Receiver And 300+ Passer	vs Rice, 11/13/2010
.....	Orleans Darkwa 113 rush/Ryan Grant 140 rec/Ryan Griffin 314 Pass
Had Three RBs Rush for Touchdownsat Tulsa, 10/22/2016
.....	Dontrell Hillard (2) , Josh Rounds (1), Lazedrick Thompson (1)
Had Three RBs Rush for 2+ Touchdowns	vs. Southern, 9/10/2016
.....	Dontrell Hillard (3) , Josh Rounds (2), Lazedrick Thompson (2)
Had 700+ Yards Total Offense	706 vs UL Lafayette, 10/31/1998
Had 600+ Yards Total Offense	619 vs UAB, 10/27/2012
Had 500+ Yards Total Offense	530 vs Tulsa, 11/27/2015
Had 400+ Yards Total Offense	448 at UMass, 10/1/2016
Allowed 150 Or Fewer Yards Total Offense	140 vs. UConn, 11/7/2015
Allowed 200 Or Fewer Yards Total Offense	140 vs. UConn, 11/7/2015
Allowed 250 Or Fewer Yards Total Offense	140 vs. UConn, 11/7/2015
Allowed 300 Or Fewer Yards Total Offense	140 vs. UConn, 11/7/2015
Won In Overtime	41-39 (4OT) vs UL Lafayette, 9/24/2016
Lost In Overtime	38-31 (2ot) at Tulsa, 8/28/2014
Played To A Tie	10-10 vs Miami (Fla.), 11/5/1966
Had A 90+ Yard Running Playat Tulsa, 8/28/2014
.....	Sherman Badie 90 yds {td}
Had An 80+ Yard Running Playat Tulsa, 10/22/2016
.....	Josh Rounds 84 yards
Had A 70+ Yard Running Playat Tulsa, 10/22/2016
.....	Josh Rounds 84 yards
Had A 60+ Yard Running Playat Tulsa, 10/22/2016
.....	Josh Rounds 84 yards
Had A 50+ Yard Running Playat Tulsa, 10/22/2016
.....	Josh Rounds 84 yards
Had A 90+ Yard Passing Playat Army, 11/14/2015
.....	Teddy Veal 90 yards from Tanner Lee {td}
Had An 80+ Yard Passing Playat Army, 11/14/2015
.....	Teddy Veal 90 yards from Tanner Lee {td}
Had A 70+ Yard Passing Playat Army, 11/14/2015

Teddy Veal 90 yards from Tanner Lee {td}	
Had A 60+ Yard Passing Play	vs Tulsa, 11/27/2015 Dontrell Hilliard 66 yards from Jordy Joseph {td}
Had A 50+ Yard Passing Play	vs Tulsa, 11/27/2015 Dontrell Hilliard 66 yards from Jordy Joseph {td}
Had Two Drives of 90+ Yards	vs. Maine, 9/19/2015 6 Plays for 90 Yards, 12 Plays for 94 Yards
Had 100+ Tackles	106 (37 solo/74 asst) at Houston, 9/25/2010
Had 90+ Tackles	90 (40 solo/50 asst) at Tulsa, 10/22/2016
Had 8+ Sacks	9 at SMU, 9/24/2005
Had 7+ Sacks	7 vs UCF, 10/3/2015
Had 15+ Tackles For Loss	15 vs East Carolina, 10/12/2013
Had 10+ Tackles For Loss	11 vs SMU, 10/29/2016
Forced 5 Fumbles	vs Mississippi State, 9/13/2003
Forced 4 Fumbles	vs Jackson State, 8/29/2013
Had 4 Fumble Recoveries	vs Army, 11/16/2002
Had 3 Fumble Recoveries	at ULM, 9/28/2013
Had 10+ Pass Break-Ups	16 at Louisiana Tech, 9/12/2013
Had 8+ Pass Break-Ups	8 vs Tulsa 11/27/2015
Had 5+ Interceptions	5 at Army, 9/20/2003
Had 4+ Interceptions	4 at Houston, 10/8/2014
Had 3+ Interceptions	3 vs UCF, 10/3/2015
Forced 8 Total Turnovers	8 (3 FR/5 INT) at Army, 9/20/2003
Forced 5+ Total Turnovers	5 (3 INT/2 FR) vs UCF, 10/3/2015
Forced 4+ Total Turnovers	4 (2 INT/2 FR) vs UL Lafayette, 9/24/2016
Scored A Safety	vs UConn, 10/11/2014 Tyler Gilbert, Royce LaFrance tackle in the endzone
Allowed A Safety	2 at Memphis, 10/31/2015 snap into endzone on a punt attempt, fell on by Peter Picerelli Intentionally grounding in endzone by Jordy Joseph
Returned An Interception For TD	vs Southern, 9/10/2016 Parry Nickerson 96 yards
Allowed An Interception Return For TD	vs Southern, 9/10/2016 Danny Johnson 28 yards
Returned A Fumble For TD	at Army, 11/14/2015 Parry Nickerson, 48 yds
Allowed A Fumble Return For TD	at Houston, 11/8/2014 Adrian McDonald recovery in the endzone
Returned A Punt Return For TD	vs. Houston, 10/17/2015 Demarcus Ayers, 73 yds
Allowed A Punt Return For TD	at ULM, 9/28/2013 Rashon Ceaser 88 yds
Returned A Kickoff For TD	vs Southern, 9/10/2016 Sherman Badie 86 yards
Allowed A Kickoff Return For TD	vs. Duke, 9/3/2014



THE LAST TIME

	DeVon Edwards, 95 yds
Blocked A Punt	vs Southern, 9/10/2016 Jarrod Franklin
Allowed A Blocked Punt.....	vs UL Lafayette, 9/24/2016 Team block, T.J. Posey returns 2 yards to Tulane 4-yard line
Blocked A Punt For TD	at East Carolina, 10/9/2004 Bubba Terranova block, Gabe Ratcliff recovery in endzone
Allowed A Blocked Punt For TD.....	at Army, 11/14/2015 Kenneth Brinson 22 yards for TD
Blocked A Field Goal	vs. UConn, 11/7/2015, Parry Nickerson
Allowed A Blocked Field Goal....	at Tulsa, 10/22/2016, Reggie Robinson
Blocked A Field Goal For TD	vs North Texas, 10/5/2013 Darion Monroe block, Derrick Strozier 62 yds
Allowed A Blocked Field Goal For TD.....	at SMU, 11/21/2015 Zach Wood block, RC Cox 66 yds
Blocked A PAT	vs Memphis, 10/22/2011; Derrick Strozier
Allowed A Blocked PAT	at Memphis, 10/31/2015, Jackson Dillon
Executed An On-Side Kick ..	vs Tulsa, 11/3/2007; Travis Burks recovery
Allowed An On-Side Kick.....	at Houston, 11/8/2014
Scored A 2-Point Conversion.....	vs UL Lafayette, 9/24/2016 Glen Cuiellette pass to Kendall Ardoin
Allowed A 2-Point Conversion	at Tulsa, 10/22/2016 McKinley Whitfield interception return
Returned Blocked PAT For Score.....	vs Memphis, 10/25/2003 Anthony Cannon block, Jeremy Foreman return
Successfully Faked A Field Goal.....	vs LSU, 11/23/1996 Adam Moorhead 8 yd run
Successfully Faked A Punt	vs. UConn, 11/7/2015 Rob Kelley takes snap for two-yard run
Missed A PAT.....	at Memphis, 10/31/2015; Andrew DiRocco
Shutout An Opponent	56-0 vs UL-Lafayette, 11/1/1997
Was Shutout	39-0 vs Ole Miss, 9/22/2012
Held Opponent Without A TD	W 12-3 vs UConn, 10/11/2014
Failed To Score A TD	L, 7-3 vs. UConn, 11/7/2015
Neither Team Scored A TD	L 9-6 vs Penn State (Liberty Bowl), 12/22/1979
Scored Two TDs Via Interception Return	at UAB, 9/17/2011 Trent Mackey 39 yds, Derrick Strozier 55 yds
Scored Two TDs Via Blocked Punt.....	at LSU, 11/25/1978 Jeff Roberts and Gary Brown, both recovered in endzone
Scored Three TDs Via Return	vs Southern Miss, 10/26/1996 Jeff Ligon KOR, Derrick Singleton FR & INT
Blocked Two Punts	vs Southeastern Louisiana, 9/3/2011 Matthew Bailey – twice
Blocked Two Kicks.....	vs UL Lafayette, 10/7/2000 Roxie Shelvin PAT, Adrian Mitchell FG

A TULANE PLAYER...

Ran For 300+ Yards	342 by Matt Forté at SMU, 10/20/2007
Ran For 250+ Yards	255 by André Anderson vs UTEP, 10/11/2008
Ran For 200+ Yards	215 by Sherman Badie at Tulsa, 8/28/2014
Ran For 150+ Yards	166 by Josh Rounds at Tulsa, 10/22/2016
Ran For 100+ Yards	111 by Dontrell Hilliard vs SMU, 10/29/2016
Ran For 5+ TDs.....	5 by Matt Forté at Rice, 11/17/2007
Ran For 4+ TDs.....	4 by André Anderson vs McNeese State, 9/26/2009
Ran For 3+ TDs.....	3 by Dontrell Hilliard vs Southernn, 9/10/2016
Ran 40+ Times	44 by Matt Forté vs Memphis, 10/27/2007
Ran 30+ Times	36 by André Anderson vs SMU, 9/25/2008
Ran 20+ Times	22 by Dontrell Hilliard at UMass, 10/1/2016
Ran For 100+ Yards In Consecutive Games.....	Orleans Darkwa 103 at UTSA on 11/9/13, 137 vs UTEP, 11/23/2013
Ran For 200+ Yards In Consecutive Games	Matt Forté In 4 Straight From 10/6 – 10/27/2007
Completed 35+ Passes ...	36 by Ryan Griffin vs East Carolina, 11/17/12
Completed 30+ Passes	36 by Ryan Griffin at Houston, 11/24/12
Completed 25+ Passes .	25 by Tanner Lee at East Carolina, 11/22/2014
Completed 20+ Passes	23 by Jordy Joseph vs Tulsa 11/27/2015
Attempted 60+ Passes	66 by Ryan Griffin at Houston, 11/24/2012
Attempted 50+ Passes	57 by Ryan Griffin vs East Carolina, 11/17/12
Attempted 40+ Passes	41 by Jordy Joseph vs Tulsa 11/27/2015
Passed For 400+	476 by Ryan Griffin vs Rice, 11/3/2012
Passed For 350+ Yards	476 by Ryan Griffin vs Rice, 11/3/2012
Passed For 300+ Yards	343 by Jordy Joseph vs Tulsa 11/27/2015
Passed For 6+ Touchdowns	6 by Lester Ricard vs UAB, 10/23/2004
Passed For 5+ Touchdowns	5 by Ryan Griffin vs UAB, 10/27/2012
Passes For 4+ Touchdowns	4 by Glen Cuiellette vs UL Lafayette 9/24/2016
Passed For 3+ Touchdowns	4 by Glen Cuiellette vs UL Lafayette 9/24/2016
Caught 15+ Passes	15 by JaJuan Dawson vs Ole Miss, 10/9/1999
Caught 10+ Passes	14 by Ryan Grant vs South Alabama, 9/7/13
Had 250+ Receiving Yards.....	217 by Jerome McIntosh vs Vanderbilt, 11/18/1989
Had 200+ Receiving Yards.....	222 by Jeremy Williams vs McNeese State, 9/26/2009
Had 150+ Receiving Yards.....	187 by Ryan Grant vs South Alabama, 9/7/13
Caught Passes For 100+ Yards.....	125 by Terren Encalade at UMass, 10/1/2016
Had 100+ Receiving Yds in Consecutive Games..	2 by Terren Encalade in 2016 - 103 vs ULL (9/24); 125 at UMass (10/1)



THE LAST TIME

Caught 3+ TD Passes3 Terren Encalade vs UL Lafayette, 9/24/2016

Caught 2+ TD Passes 2 Terren Encalade vs SMU, 10/29/2016

Had 300+ All-Purpose Yards . 324 (139 rec/145 ret) by Jeremy Williams
vs UTEP, 11/7/2009

Had 250+ All-Purpose Yards285 (255 rush/30 rec)
by André Anderson at UTEP, 10/11/2008

Had 200+ All-Purpose Yards221 (215 rush/6 rec/0 ret)
by Sherman Badie at Tulsa, 8/28/2014

Had 450+ Yards Total Offense.....465 (-11 rush/476 pass)
by Ryan Griffin vs Rice, 11/3/2012

Had 400+ Yards Total Offense.....410 (67 rush/343 pass)
by Jordy Joseph vs Tulsa 11/27/2015

Had 350+ Yards Total Offense.....410 (67 rush/343 pass)
by Jordy Joseph vs Tulsa 11/27/2015

Scored 5+ Total TDs.....5 (all rush)

Scored 4+ Total TDs..... 4 (all pass)
by Glen Cuiellette vs UL Lafayette, 9/24/2016

Scored 3+ Total TDs..... 4 (all pass)
by Glen Cuiellette vs UL Lafayette, 9/24/2016

Scored Rushing & Receiving TD Dontrell Hilliard (1 rush/1 rec)
at Houston, 11/8/2014

Threw TD Pass & Scored Rushing TD Ryan Griffin (3 pass/1 rush)
vs UTEP, 11/7/2009

Scored 2 TD Via Interception ReturnErnest Crouch vs SMU, 10/27/1945

Scored 2 Total Defensive TDsDerrick Singleton (FR/INT)
vs Southern Miss, 10/26/1996

Had 20+ Tackles22 (15 solo/7 asst) by Jerry Phillips
at Army, 11/14/1998

Had 15+ Tackles15 (13 solo/2 asst) by Nico Marley
at Duke, 9/3/2015

Had 10+ Tackles11 (6 solo/5 asst) by Jarrod Franklin
vs SMU, 10/29/2016

Had 3+ Sacks3.0 by Royce LaFrance vs UCF, 10/3/2015

Had 2+ Sacks2.0 by Ade Aruna vs SMU, 10/29/2016

Had 4+ TFL..... 4.0 by Royce LaFrance vs UCF, 10/3/2015

Had 3+ TFL..... 3.0 by Nico Marley & Ade Aruna vs SMU, 10/29/2016

Had 3+ Interceptions 4 by Jimmy Glisson vs Virginia, 11/19/1949

Had 2+ Interceptions 2 by Parry Nickerson at Houston, 11/8/2014

Had 4+ Pass Break-Ups.. 4 by Sam Scofield at Louisiana Tech, 9/12/13

Had 3+ Pass Break-Ups.... 3 by Parry Nickerson vs Memphis, 10/14/16

Made 5+ Field Goals 5 by Cairo Santos vs East Carolina, 10/12/13

Made 4+ Field Goals4 by Andrew DiRocco
vs UL Lafayette, 9/24/2016

Made 3+ Field Goals 4 by Andrew DiRocco
vs UL Lafayette, 9/24/2016

Had A 50+Yard Field Goal56 by Cairo Santos at ULM, 9/28/13

Had An 80+ Yard Punt83 by Casey Roussel vs East Carolina,
10/23/1999

Had A 70+ Yard Punt 70 by Peter Picerelli at Tulsa, 9/8/2012

Had A 60+ Yard Punt61 by Peter Picerelli at UCF, 10/18/2014

AN OPPOSING TEAM...

Scored 70+ Points 73 vs Houston, 11/10/11

Scored 60+ Points65 at Georgia Tech, 9/12/2015

Scored 50+ Points 50 at Tulsa, 10/22/2016

Scored 40+ Points 49 at Temple, 10/10/2015

Had 30+ First Downs..... 32 at Memphis, 10/31/2015

Had 25+ First Downs..... 29 at Tulsa, 10/22/2016

Allowed 10 Or Fewer 1st Downs 9 vs. UConn, 11/7/2015

Allowed 15 Or Fewer 1st Downs 8 at Temple, 10/10/2015

Rushed For 500+ Yards..... 519 at SMU, 9/11/1982

Rushed For 400+ Yards.....439 at Georgia Tech, 9/12/2015

Rushed For 300+ Yards..... 330 at Tulsa, 10/22/2016

Allowed 25 Or Fewer Rushing Yards..... 8 at Temple, 10/10/2015

Allowed 50 Or Fewer Rushing Yards..... 34 vs. UConn, 11/7/2015

Allowed 99 Or Fewer Rushing Yards..... 34 vs. UConn, 11/7/2015

Passed For 400+ Yards 438 at Tulsa, 8/28/2014

Passed For 300+ Yards 302 vs SMU, 10/29/2016

Allowed 50 Or Fewer Passing Yards 37 at Tulsa, 10/22/2016

Allowed 100 Or Fewer Passing Yards 37 at Tulsa, 10/22/2016

Allowed 150 Or Fewer Passing Yards 37 at Tulsa, 10/22/2016

Rushed/Passed For 200+ Yards.....
at Tulsa, 10/22/2016 (330 Rush/236 Pass)

Had Two Players With 100+ Rushing Yards at SMU, 11/21/2015
Matt Davis 156/Xavier Jones 117

Had Three Players With 100+ Rushing Yardsvs BYU, 8/25/2001
Luke Staley 142/Brandon Doman 115/Brian McDonald 103

Had Two Players With 100+ Receiving Yards vs UCF, 10/3/2015
D'erren Wilson 114/Chris Johnson 113

Had Three Players With 100+ Receiving Yardsvs Louisville, 10/17/1998
Lavell Boyd 146/Arnold Jackson 132/Charles Sheffield 103

Had 100+ Rusher And 100+ Receiver..... vs SMU, 10/29/2016
Braeden West 119 rush/James Proche 164 rec

Had 150+ Rusher And 150+ Receiver..... vs SMU, 10/30/2010
Zach Line 177 rush/Aldrick Robinson 182 rec

Had 100+ Rusher And 300+ Passer..... vs SMU, 10/29/2016
Braeden West 119 rush/Ben Hicks 302 pass

Had 100+ Rusher, 100+ Receiver
And 300+ Passer..... vs SMU, 10/29/2016
Braeden West 119 rush/James Proche 164 rec/Ben Hicks 302 pass

Had 700+ Yards Total Offense..... 735 vs Houston, 11/10/2011

Had 600+ Yards Total Offense.....622 vs UAB, 10/27/2012

Had 500+ Yards Total Offense..... 566 at Tulsa, 10/22/2016

Had 400+ Yards Total Offense..... 439 vs SMU, 10/29/2016

Had 350+ Yards Total Offense..... 439 vs SMU, 10/29/2016

Allowed 150 Or Fewer Yards Total Offense... 140 vs. UConn, 11/7/2015

Allowed 200 Or Fewer Yards Total Offense... 140 vs. UConn, 11/7/2015

Allowed 250 Or Fewer Yards Total Offense... 227 vs. UConn, 11/7/2015

Allowed 300 Or Fewer Yards Total Offense.....261 vs Navy, 9/1/2016

Had A 90+ Yard Running Play at Rutgers, 10/2/2010
Mohamed Sanu 91 yds {td}

Had An 80+ Yard Running Play at Rutgers, 10/2/2010
Mohamed Sanu 91 yds {td}



THE LAST TIME

Had A 70+ Yard Running Play vs Houston, 11/24/2012
Ryan Jakson 72 yds {td}

Had A 60+ Yard Running Play vs Memphis, 10/14/2016
Doroland Dorceus, 61 yds

Had A 50+ Yard Running Play at Tulsa, 10/22/2016
James Flanders, 50 yards

Had A 90+ Yard Passing Play at Rutgers, 9/27/2014
Andrew Turzilli 93 yds from Gary Nova {td}

Had An 80+ Yard Passing Play at Rutgers, 9/27/2014
Andrew Turzilli 93 yds from Gary Nova {td}

Had A 70+ Yard Passing Play vs Temple, 12/6/2014
Jahad Thomas 75 yds from P.J. Walker

Had A 60+ Yard Passing Play vs UCF, 10/3/2015
Chris Johnson 62 yds from Bo Schneider

Had A 50+ Yard Passing Play vs SMU, 10/29/2016
James Proche 54 yards from Ben Hicks

Had 100+ Tackles 107 (27 solo/80 asst) at UMass, 10/1/2016

Had 90+ Tackles 107 (27 solo/80 asst) at UMass, 10/1/2016

Had 8+ Sacks 8 at Tulsa, 9/8/2012

Had 7+ Sacks 8 at Tulsa, 9/8/2012

Had 15+ Tackles For Loss 15 at TCU, 11/9/2002

Had 10+ Tackles For Loss 11 at Louisiana Tech, 9/12/13

Forced 5+ Fumbles 6 at Southern Miss, 10/24/2009

Forced 4+ Fumbles 4 vs Army, 10/9/2010

Had 4 Fumble Recoveries at Houston, 9/7/2002

Had 3 Fumble Recoveries at Louisiana Tech, 9/12/2013

Had 10+ Pass Break-Ups 13 at Houston, 11/24/2012

Had 8+ Pass Break-Ups 8 vs Temple, 12/6/2014

Had 5+ Interceptions 5 at Navy, 11/13/1999

Had 4+ Interceptions 4 at Duke, 9/20/2014

Had 3+ Interceptions 3 vs Memphis, 11/15/2014

Forced 5+ Total Turnovers 5 (3 INT, 2 FR) vs Memphis, 11/15/2014

Forced 4+ Total Turnovers 5 (3 INT, 2 FR) vs Memphis, 11/15/2014

Scored Two Defensive TDs vs Tulsa 11/27/2015
Craig Suits (Int. 28 yards), Kolton Shindelar (Int. 66 yards)

Scored Two TDs Via Interception Return vs Tulsa 11/27/2015
Craig Suits (28 yards), Kolton Shindelar (66 yards)

Scored Two TDs Via Punt Return vs Houston, 11/10/2011
(Patrick Edwards, Damian Payne)

Blocked Two Punts at Syracuse, 9/21/2013
(Durrell Eskridge, Erik Crume)

Blocked Two Kicks vs Army, 10/28/2006
(Tony Fusco 2 PATs, Victor Ugenyi PAT)

Recorded two safeties at Memphis, 10/31/2015

AN OPPOSING PLAYER...

Ran For 300+ Yards 323 by Tarrion Adams of Tulsa, 11/22/2008

Ran For 250+ Yards 323 by Tarrion Adams of Tulsa, 11/22/2008

Ran For 200+ Yards 207 by Charles Sims of Houston, 11/10/2011

Ran For 150+ Yards 190 by James Flanders of Tulsa, 10/22/2016

Ran For 100+ Yards 119 by Braeden West of SMU, 10/29/2016

Ran For 5+ TDs 5 by Tony Jefferey of TCU, 9/13/1986

Ran For 4+ TDs 4 by Bryce Beall of Houston, 9/25/2010

Ran For 3+ TDs 3 Xavier Jones of SMU, 11/21/2015

Ran 40+ Times 44 by Chris McCoy of Navy, 11/16/1996

Ran 30+ Times 38 by Elijah McGuire of UL Lafayette, 9/24/2016

Ran 20+ Times 22 by Braeden West of SMU, 10/29/2016

Completed 40+ Passes 41 by Shane Carden of East Carolina, 10/12/2013

Completed 35+ Passes 41 by Shane Carden of East Carolina, 10/12/2013

Completed 30+ Passes 32 by Dane Evans of Tulsa 11/27/2015

Completed 25+ Passes 32 by Dane Evans of Tulsa 11/27/2015

Completed 20+ Passes .. 21 by Riley Ferguson of Memphis 10/14/2016

Attempted 50+ Passes 53 by Dane Evans of Tulsa, 8/28/2014

Attempted 40+ Passes 42 by Paxton Lynch of Memphis, 10/31/2015

Passed For 450+ Yards 480 by Shane Carden of East Carolina, 10/12/13

Passed For 400+ Yards 438 by Dane Evans of Tulsa, 8/28/2014

Passed For 350+ Yards 367 by Dane Evans of Tulsa, 11/27/2015

Passed For 300+ Yards 302 by Ben Hicks of SMU, 10/29/2016

Passes For 4+ Touchdowns 4 by Gary Nova of Rutgers, 9/27/2014

Passed For 3+ Touchdowns 3 by Dane Evans of Tulsa, 10/22/2016

Caught 15+ Passes 15 by Keyarris Garrett of Tulsa 11/27/2015

Caught 10+ Passes 15 by Keyarris Garrett of Tulsa 11/27/2015

Had 250+ Yards Receiving 253 by Roddy White of UAB, 10/23/2004

Had 200+ Yards Receiving 216 by Keyarris Garrett of Tulsa 11/27/2015

Had 150+ Yards Receiving .. 164 by James Proche of SMU, 10/29/2016

Had 100+ Yards Receiving .. 164 by James Proche of SMU, 10/29/2016

Caught 3+ TD Passes 3 by Chris Johnson of UCF, 10/3/2015

Caught 2+ TD Passes 2 by James Proche of SMU, 10/29/2016

Had 300+ All-Purpose Yards
..... 343 (234 rush/109 rec) by Donald Buckram
of UTEP, 11/7/2009

Had 250+ All-Purpose Yards 269 (36 rush/233 rec/0 ret)
by Keevan Lucas of Tulsa, 8/28/2014

Had 200+ All-Purpose Yards 216 (216 Rcv.)
by Keyarris Garrett of Tulsa 11/27/2015

Had 450+ Yards Total Offense 455 (480 pass/-25 rush)
by Shane Carden of East Carolina, 10/12/13

Had 400+ Yards Total Offense 401 (342 pass/59 rush)
by Greg Ward, Jr., of Houston, 11/8/2014

Had 350+ Yards Total Offense 358 (367 pass/-9 rush)
by Dane Evans of Tulsa 11/27/2015

Scored 5+ Total TDs 5 (all rush) by Tony Jefferey of TCU, 9/13/1986

Scored 4+ Total TDs 4 (3 rec/1 punt)
by Patrick Edwards of Houston, 11/10/2011

Scored 3+ Total TDs 3 (2 rush, 1 rec) Elijah McGuire



THE LAST TIME

	of UL Lafayette, 9/24/2016
Scored Rushing & Receiving TD	Elijah McGuire (2 rush/1 rec) of UL Lafayette, 9/24/2016
Threw TD Pass & Scored Rushing TD	Ahmad Bradshaw (2 Pass, 1 Rush) of Army, 11/14/2015
Had 100+ Yds Rushing & Receiving	Donald Buckram (234 rush/109 rec) of UTEP, 11/7/2009
Had 100+ Yds Rushing & Passing	Derrick Fourroux (102 rush/221 pass) of McNeese State, 9/26/2009)
Had 2 TD Via Interception Return	Richard Lewis of Georgia Tech, 10/24/1970
Had 20+ Tackles	24 (16 solo/8 asst) by Marvin Burdette of UAB, 10/27/2012
Had 15+ Tackles	15 (3 solo/12 asst) by Steve Casali of UMass, 10/1/2016
Had 10+ Tackles	10 (8 solo/2 asst) by RC Cox of SMU, 10/29/2016
Had 3+ Sacks	3.0 by J.Cornell of Ole Miss, 9/11/2010
Had 2+ Sacks	2.0 by Joe Dillon, 9/24/2016
Had 5+ Tackles For Loss.....	5.0 by Dewayne White of Louisville, 11/3/2001
Had 4+ Tackles For Loss.....	4.5 by D.Thornton of Marshall, 10/29/2005
Had 3+ Tackles For Loss.....	3.0 by Austin Hall of Memphis, 10/14/2016
Had 3+ Interceptions	3 by D'Joun Smith of FAU, 11/2/13
Had 2+ Interceptions	2 by Isiah Corbett of Southeastern Louisiana, 9/13/2014
Had 4+ Pass Break-Ups.....	5 by Everett Daniels of Houston, 11/24/2012
Had 3 Pass Break-Ups.....	3 by Tavon Young of Temple, 12/6/2014
Made 5+ Field Goals	5 by Brian Lee of Ole Miss, 8/31/1991
Made 4+ Field Goals	4 by Warren Harvey of East Carolina, 10/12/13
Made 3+ Field Goals	3 by Jake Elliott of Memphis, 10/31/2015
Made A 50+Yard Field Goal.....	52 by Chase Hover of SMU, 10/13/2012
Had A 70+ Yard Punt	71 by Kody Bliss of Auburn, 10/21/2006
Had A 60+ Yard Punt	69 by Jamie Sackville of SMU, 10/29/2016



2016 GAME RECAPS

Game 1 • Tulane 3 - Wake Forest 7

BB&T Field • Winston-Salem, N.C.

Sept. 1 • 24,398 Attendance

The Willie Fritz era kicked off on Thursday night for Tulane football (0-1), but the home team, Wake Forest (1-0), spoiled the debut as the Green Wave fell just short in a 7-3 battle at BB&T Field. The Olive and Blue struck on their opening drive, claiming a 3-0 lead, but the Demon Deacons retaliated by beginning the second quarter with a 12-play, 53-yard drive that resulted in the lone touchdown of the game and the final 7-3 score.

"It was very disappointing," Fritz stated. "We had a few passing situations, and obviously that is not our strength. We had a tough time protecting tonight and it was a four-man rush most of the time. The whole last series was a two or three-man rush. It was just a lot of guys playing their first ball game. Everybody has to do their job, and someone has to make a play."

Tulane's opening drive went eight plays, 51 yards in four-and-a-half minutes, resulting in an Andrew DiRocco 41-yard field goal for the game's initial score. However, Wake Forest's Kendall Hinton punched in a one-yard touchdown run with 14:16 left in the first half, marking the final score of the game.

The Wave ground game and defensive effort pushed Tulane into opponent territory twice in the second quarter, but one drive was stalled by back-to-back penalties, while the second was halted on a four-and-out on Wake's 28-yard line.

The defensive battle waged on in the second half as only 110 total yards were accumulated by both squads in the third quarter. With Tulane still trailing 7-3 midway through the fourth quarter, and facing a 3rd-and-22, quarterback Glen Cuiellette connected with Josh Rounds on a 46-yard pass that moved the ball to Wake's 32-yard line. Later facing a 4th-and-3 on Wake's 16, Cuiellette's rush attempt fell short, losing two yards on the play, resulting in a turnover-on-downs with 4:22 remaining.

However, Tulane's defense delivered once more, halting the Demon Deacons after six plays to get the ball back on their own 36-yard line with 1:35 remaining. On a 4th-and-10, Cuiellette connected with Devon Breaux on a 17-yard catch out-of-bounds on Wake's 47-yard line. Yet three plays later, Tulane couldn't convert on another fourth down, turning the ball over and thus closing out the game.

Score by Quarters	1	2	3	4	Total
Tulane	3	0	0	0	3
Wake Forest	0	7	0	0	7

Qtr Time Scoring play

1st 10:22 TLN - DiROCCO, Andrew 41 yd field goal, 8-51 4:38
2nd 14:16 WF - Hinton, K 1 yd run (Weaver, M kick), 12-53 4:12

	TLN	WF
FIRST DOWNS	14	10
RUSHES-YARDS (NET)	47-146	34-79
PASSING YDS (NET)	134	96
Passes Att-Comp-Int	23-12-0	21-12-0
TOTAL OFFENSE PLAYS-YARDS	70-280	55-175
Fumble Returns-Yards	0-0	0-0
Punt Returns-Yards	2-10	2-2
Kickoff Returns-Yards	1-22	1-30
Interception Returns-Yards	0-0	0-0
Punts (Number-Avg)	5-41.8	8-40.2
Fumbles-Lost	1-1	0-0
Penalties-Yards	4-30	5-45
Possession Time	34:56	25:04
Third-Down Conversions	8 of 20	7 of 15
Fourth-Down Conversions	1 of 4	0 of 0
Red-Zone Scores-Chances	0-2	1-1
Sacks By: Number-Yards	1-3	4-28

RUSHING: Tulane-CUIELLETTE, Glen 22-54; HILLIARD, Dontrell 7-36; BADIE, Sherman 7-26; THOMPSON, Lazedrick 6-21; BRADWELL, Darius 4-6; ROUNDS, Josh 1-3. Wake Forest-Hinton, K 8-24; Colburn, M 11-23; Carney, C 7-21; Wolford, J 5-15; TEAM 3-minus 4.

PASSING: Tulane-CUIELLETTE, Glen 12-23-0-134. Wake Forest-Wolford, J 9-17-0-79; Hinton, K 3-4-0-17.

RECEIVING: Tulane-DACE, Larry 4-38; ENCALADE, Terren 4-19; ROUNDS, Josh 1-46; BREAUX, Devon 1-1 HILLIARD, Dontrell 1-8; THOMPSON, Lazedrick 1-6. Wake Forest-Serigne, C 3-15; Colburn, M 2-29; Bachman, A 2-17; Wade, C 2-14; Carney, C 2-13; Washington, S 1-8.

INTERCEPTIONS: Tulane-None. Wake Forest-None.

FUMBLES: Tulane-CUIELLETTE, Glen 1-1. Wake Forest-None.

Game 2 • Southern 21 - Tulane 66

Yulman Stadium • New Orleans

Sept. 10 • 27,179

Tulane football (1-1) shone a spotlight of all three phases of its squad in its home opener, as the Green Wave rolled to a 66-21 victory over Southern University (0-2). Offensively, the Wave rushed for 437 yards, most since 1973 and third most in school history, and punched in seven rushing touchdowns on the night - three from Dontrell Hilliard and two each from Josh Rounds and Lazedrick Thompson. Meanwhile, Tulane's defense and special teams reeled in two interceptions, including one for a touchdown, and returned an 86-yard kickoff for a touchdown as well.

Tulane's first five touchdowns were either set up or scored by the Green Wave's defense or special teams. Ade Aruna's fourth career sack coupled with Taniel Smart's second career fumble recovery set up a five-yard Hilliard touchdown run. Then Nico Marley's fourth career interception resulted in Hilliard's second scoring run of the game.

Parry Nickerson then flashed his defensive prowess at the 6:33 mark in the first quarter, returning an interception 96 yards for the touchdown. After Southern got its first score of the game at the 2:28 mark via a 20-yard touchdown reception to Dillon Beard, it was Sherman Badies' turn to display his speed with an 86-yard kickoff return for a touchdown.

Tulane's impressive first quarter showing wasn't done there, as Jarrod Franklin notched a punt block with 51 seconds remaining, eventually leading to a one-yard Josh Rounds touchdown run just three plays later to begin the second quarter. Rounds and Thompson each added a touchdown on the ground later in the second quarter, extending Tulane's lead to 49-7 at the mid-way point.

Thompson and Hilliard each tacked on one more rushing touchdown in the second half, as the latter achieved his third of the game which marked a career best. Finally, add in an Andrew DiRocco fourth quarter 25-yard field goal and Tulane's 66 total points were the most scored since the Olive and Blue recorded 63 vs Louisiana Tech on Nov. 26, 1998.

Score by Quarters	1	2	3	4	Total
Southern	7	0	14	0	21
Tulane	28	21	7	10	66

Qtr Time Scoring play

1st 13:01 TLN - HILLIARD, Dontrell 5 yd run (DiROCCO, Andrew kick), 2-13 0:34
10:19 TLN - HILLIARD, Dontrell 1 yd run (DiROCCO, Andrew kick), 5-31 2:04
06:33 TLN - NICKERSON, Parry 96 yd interception return (DiROCCO, Andrew kick)
02:28 SUBR - D. Beard 20 yd pass from A. Howard (R. Albuquerque kick), 9-75 4:05
02:15 TLN - BADIE, Sherman 86 yd kickoff return (DiROCCO, Andrew kick)
2nd 14:57 TLN - ROUNDS, Josh 1 yd run (DiROCCO, Andrew kick), 3-12 0:54
11:06 TLN - THOMPSON, Lazedrick 11 yd run (DiROCCO, Andrew kick), 4-80 1:09
06:23 TLN - ROUNDS, Josh 2 yd run (DiROCCO, Andrew kick), 4-49 2:41
3rd 13:22 SUBR - D. Johnson 28 yd interception return (R. Albuquerque kick)
09:49 SUBR - W. Quinn 21 yd pass from A. Howard (R. Albuquerque kick), 3-70 1:07
07:15 TLN - THOMPSON, Lazedrick 9 yd run (DiROCCO, Andrew kick), 6-76 2:28
4th 14:50 TLN - DiROCCO, Andrew 25 yd field goal, 14-51 6:34
08:50 TLN - HILLIARD, Dontrell 11 yd run (HARVEY, Randy kick), 7-31 4:53

	SUBR	TLN
FIRST DOWNS	13	22
RUSHES-YARDS (NET)	23-54	57-437
PASSING YDS (NET)	281	12
Passes Att-Comp-Int	31-18-2	6-2-1
TOTAL OFFENSE PLAYS-YARDS	54-335	63-449
Fumble Returns-Yards	0-0	0-0
Punt Returns-Yards	0-0	1-0
Kickoff Returns-Yards	7-103	4-135
Interception Returns-Yards	1-28	2-96
Punts (Number-Avg)	6-23.7	0-0.0
Fumbles-Lost	2-2	0-0
Penalties-Yards	6-62	4-35
Possession Time	26:48	33:12
Third-Down Conversions	4 of 13	5 of 10
Fourth-Down Conversions	0 of 0	2 of 3
Red-Zone Scores-Chances	1-1	8-8
Sacks By: Number-Yards	0-0	1-10

RUSHING: Southern-L. Tillery 13-39; L. Johnson 1-9; J. West 3-8; D. Shorts 2-3; T. Lee 1-3; A. Howard 3-minus 8. Tulane-BRANTLEY, Johnathan 11-119; HILLIARD, Dontrell 10-103; ROUNDS, Josh 11-66 BADIE, Sherman 5-40; THOMPSON, Lazedrick 4-28; ZUCKERMAN, Andrew 4-26; CUIELLETTE, Glen 5-20; BRADWELL, Darius 4-15; BERTRAND, Jared 1-7; SCOTT, Trey 1-7; GLENN, Devin 1-6.

PASSING: Southern-A. Howard 16-27-2-267; D. Shorts 2-4-0-14. Tulane-BRANTLEY, Johnathan 1-4-0-7; CUIELLETTE, Glen 1-2-1-5.

RECEIVING: Southern-W. Quinn 7-129; C. Williams 4-17; Q. Monday 2-51; H. Edwards 2-20; L. Tillery 1-32; D. Beard 1-20; C. Baker 1-12. Tulane-ARDOIN, Kendall 1-7; ENCALADE, Terren 1-5.

INTERCEPTIONS: Southern-D. Johnson 1-28. Tulane-NICKERSON, Parry 1-96; MARLEY, Nico 1-0.

FUMBLES: Southern-W. Quinn 1-1; A. Howard 1-1. Tulane-None.



2016 GAME RECAPS

Game 3 • Navy 21 - Tulane 14

Yulman Stadium • New Orleans
Sept. 17 • 21,503 Attendance

Tulane football battled back-and-forth with Navy possessing a 14-13 lead to start the fourth quarter before falling by the final score of 21-14. In fact, each time the Midshipmen scored, the Green Wave immediately countered with a touchdown drive of their own. With three minutes left in the game, Navy rallied with a 10-play, 72-yard touchdown drive to regain a seven-point advantage and a lead Tulane could not come back from.

The Midshipmen (3-0, 2-0 The American | West) were the first to break through, recording a 15-play, 94-yard touchdown drive, spanning 7:17. Navy's Chris High capped the season-high 15-play drive with a 6-yard touchdown run with 14:28 on the clock.

On the ensuing Tulane drive, running back Josh Rounds caught fire, recording five carries for 52 yards on the drive, including runs of 12, 16 and 18 yards. With 10:22 remaining till half, Rounds capped the impressive eight-play, 75-yard drive with a 2-yard touchdown run.

Navy struck first in the second half, as Shawn White earned a 4-yard touchdown run which capped a nearly five minutes possession midway through the third quarter, but it failed to connect on the PAT following the score.

Tulane proved resilient once more, immediately countering with a touchdown drive of its own on the next series. The Wave offense again received a boost from Rounds when he converted a fourth-and-one on their own 44-yard line, maintaining a drive in which three plays later, Dontrell Hilliard executed a 36-yard touchdown run to hand Tulane the 14-13 lead.

Tulane's Peter Woullard then kept the momentum in the Wave's favor. After a 23-yard carry by the Midshipmen pushed them into Tulane territory at the 32-yard line, Woullard recovered a Will Worth fumble, giving the Green Wave the ball back with 12 minutes remaining in the game.

Forwarding ahead to 7:39 remaining, Navy took over from its own 28-yard line and rallied behind quarterback Will Worth, who carried eight times for 58 yards on the ensuing touchdown drive. After a successful two-point conversion, Navy regained the lead at 21-14 with 2:57 on the clock. On Tulane's final offensive possession, its comeback attempt fell short, suffering a four-and-out and turnover on downs as Navy then kneeled down for the victory.

Score by Quarters	1	2	3	4	Total
NAVY	0	7	6	8	21
Tulane	0	7	7	0	14

Qtr Time Scoring play

2nd 14:28 NAVY - HIGH, Chris 6 yd run (MOEHRING, Bennett kick), 15-94 7:17
10:22 TLN - ROUNDS, Josh 2 yd run (DIROCCO, Andrew kick), 8-75 4:06
3rd 04:52 NAVY - WHITE, Shawn 4 yd run (MOEHRING, Bennett kick failed), 11-75 4:53
00:19 TLN - HILLIARD, Dontrell 36 yd run (DIROCCO, Andrew kick), 9-76 4:27
4th 02:57 NAVY - WORTH, Will 1 yd run (GULLEY, Toneo pass from WORTH, Will), 10-72 4:42

	NAVY	TLN
FIRST DOWNS	21	14
RUSHES-YARDS (NET)	55-287	47-240
PASSING YDS (NET)	59	21
Passes Att-Comp-Int	12-5-0	12-3-0
TOTAL OFFENSE PLAYS-YARDS	67-346	59-261
Fumble Returns-Yards	0-0	0-0
Punt Returns-Yards	1-0	1-3
Kickoff Returns-Yards	0-0	3-55
Interception Returns-Yards	0-0	0-0
Punts (Number-Avg)	4-37.2	5-40.2
Fumbles-Lost	2-2	1-0
Penalties-Yards	3-30	9-71
Possession Time	31:06	28:54
Third-Down Conversions	9 of 14	2 of 12
Fourth-Down Conversions	0 of 0	3 of 4
Red-Zone Scores-Chances	3-4	1-1
Sacks By: Number-Yards	2-16	3-20

RUSHING: NAVY-WORTH, Will 25-113; GULLEY, Toneo 7-80; HIGH, Chris 9-51; ROMINE, Dishan Tre 2-10; WHITE, Shawn 2-6; WALKER, Josh 1-1; CASS Jr., Calvin 1-minus 2; TEAM 3-minus 13
Tulane-HILLIARD, Dontrell 16-97; ROUNDS, Josh 11-75; BRANTLEY, Johnathan 10-29; ENCALADE 2-23; THOMPSON, Lazedrick 6-20; CUIELLETTE, Glen 2-minus 4.

PASSING: NAVY-WORTH, Will 5-12-0-59. Tulane-BRANTLEY, Johnathan 3-12-0-21; CUIELLETTE,

RECEIVING: NAVY-TILLMAN, Jamir 3-47; SCOTT, Craig 1-7; WHITE, Shawn 1-5. Tulane-HILLIARD 2-16; BREAU, Devon 1-5.

INTERCEPTIONS: NAVY-None. Tulane-None.

FUMBLES: NAVY-WALKER, Tre 1-1; ROMINE, Dishan 1-1. Tulane-CUIELLETTE, Glen 1-0.

Game 4 • UL Lafayette 39 - Tulane 41 (4OT)

Yulman Stadium • New Orleans
Sept. 24 • 24,253 Attendance

It was a history-setting night for Tulane football as the Green Wave competed in its first ever four-overtime game in program history, defeating UL Lafayette (2-2), 41-39, in Yulman Stadium on Saturday night. The Wave's defense sealed the dramatic finish when Richard Allen stopped the Ragin' Cajun's two-point conversion attempt, sparking Tulane's bench to rush the field and celebrate the victory.

After four quarters couldn't find a winner with a 16-16 tie, Tulane and UL Lafayette began their four overtime duel. If you blinked, you missed Tulane's first two offensive drives - one-pass, 25 yards on each, as the first went to Terren Encalade and the second to Darnell Mooney.

In the third overtime, Tulane (2-2, 0-1 American Athletic Conference | West) found itself down three points and facing defeat, but Andrew DiRocco connected on a career long 48-yard field goal to send the game into a fourth overtime. The Wave rode that momentum into a 7-yard touchdown pass to Encalade, his third of the game, and eventual two-point conversion pass to Kendall Ardoin. Encalade's three touchdowns marked a career high and the first three touchdown game for a receiver since Roydell Williams in 2004.

Earlier in the night, Tulane found itself in a 6-0 hole in the second quarter, but just under the 12-minute mark, redshirt-junior Parry Nickerson recorded his second interception of the season, returning it 37 yards to UL Lafayette's 13-yard line. Tulane took advantage of the field position with an Andrew DiRocco 22-yard field goal. Around the six-minute mark, Donnie Lewis, Jr., notched his first career interception, returning it 12 yards to UL Lafayette's 12-yard line. The Wave then capitalized once more as DiRocco connected from 35-yards out, tying the game at 6-6, as the two remained deadlocked through half.

Around the 10-minute mark in the third quarter, it was Tulane's special teams that delivered great field position as UL Lafayette's Elijah McGuire muffed a punt catch resulting in a Richard Allen fumble recovery on the 6-yard line, setting up another DiRocco field goal.

Later, tied at 9-9, Cuiellette connected with Encalade on a 34-yard touchdown pass, marking the first score through the air for the Green Wave this season and the first career touchdowns for both Cuiellette and Encalade. UL Lafayette (2-2, 1-0 Sun Belt) retaliated in the fourth quarter, recording a season-high 16-play drive for 53 yards, capped by a McGuire one-yard touchdown run.

Score by Quarters	1	2	3	4	OT	O1	O2	O3	O4	Total
UL Lafayette	3	3	3	7	23	7	7	3	6	39
Tulane	0	6	10	0	25	7	7	3	8	41

Qtr Time Scoring play

1st 05:16 UL - Artigue, Stevie 40 yd field goal, 11-61 3:37
13:48 UL - Artigue, Stevie 39 yd field goal, 9-65 2:54
2nd 10:16 TLN - DIROCCO, Andrew 22 yd field goal, 4-7 1:25
04:16 TLN - DIROCCO, Andrew 35 yd field goal, 4-6 1:43
3rd 08:23 TLN - DIROCCO, Andrew 20 yd field goal, 4-3 2:01
03:18 UL - Artigue, Stevie 20 yd field goal, 4-3 1:38
01:07 TLN - ENCALADE, Terren 34 yd pass from CUIELLETTE, Glen (DIROCCO, Andrew kick), 5-75 2:11
4th 05:55 UL - McGuire, Elijah 1 yd run (Artigue, Stevie kick), 16-53 6:03
OT 15:00 UL - Barnes, Keenan 10 yd pass from Jennings, A. (Artigue, Stevie kick), 4-25 0:00
15:00 TLN - ENCALADE, Terren 25 yd pass from CUIELLETTE, Glen (DIROCCO, Andrew kick), 1-25 0:00
15:00 TLN - MOONEY, Darnell 25 yd pass from CUIELLETTE, Glen (DIROCCO, Andrew kick), 1-25 0:00
15:00 UL - McGuire, Elijah 1 yd run (Artigue, Stevie kick), 2-25 0:00
15:00 UL - Artigue, Stevie 22 yd field goal, 6-20 0:00
15:00 TLN - DIROCCO, Andrew 48 yd field goal, 6-6 0:00
15:00 TLN - ENCALADE, Terren 7 yd pass from CUIELLETTE, Glen (ARDOIN, Kendall pass from CUIELLETTE, G.), 4-25 0:00
15:00 UL - McGuire, Elijah 22 yd pass from Jennings, A. (Jennings, A. pass failed), 2-25 0:00

	UL	TLN
FIRST DOWNS	20	14
RUSHES-YARDS (NET)	63-137	48-130
PASSING YDS (NET)	240	181
Passes Att-Comp-Int	38-19-2	26-13-1
TOTAL OFFENSE PLAYS-YARDS	101-377	74-311
Fumble Returns-Yards	0-0	1-34
Punt Returns-Yards	5-14	0-0
Kickoff Returns-Yards	2-43	1-10
Interception Returns-Yards	1-0	2-49
Punts (Number-Avg)	8-45.1	11-36.8
Fumbles-Lost	2-2	1-0
Penalties-Yards	5-30	6-40
Possession Time	31:10	28:50
Third-Down Conversions	8 of 28	0 of 16
Fourth-Down Conversions	3 of 3	0 of 1
Red-Zone Scores-Chances	6-6	5-6
Sacks By: Number-Yards	3-21	6-38

RUSHING: UL Lafayette-McGuire, Elijah 38-89; Calais, Raymond 2-34; Hoggins, Darius 4-17; Wright, Jordan 4-11; Haynes, Gary 1-4; TEAM 2-minus 4; Jennings, A. 12-minus 14. Tulane-HILLIARD, Dontrell 16-49; ROUNDS, Josh 10-45; THOMPSON, Lazedrick 7-30; BRANTLEY, Johnathan 8-7; MOONEY, Darnell 1-4; CUIELLETTE, Glen 6-minus 5.

PASSING: UL Lafayette-Jennings, A. 19-38-2-240. Tulane-CUIELLETTE, Glen 10-23-1-165; BRANTLEY, Johnathan 3-3-0-16.

RECEIVING: UL Lafayette-Riles, Al 6-70; Barnes, Keenan 4-56; McGuire, Elijah 4-48; Barnes, Matthew 2-17; Bradley, J. 1-39; Jacquet, M. 1-7; Hoggins, Darius 1-3. Tulane-ENCALADE, Terren 7-103; MOONEY, Darnell 3-51; BREAU, Devon 1-16; HILLIARD, Dontrell 1-12; ROUNDS, Josh 1-minus 1.

INTERCEPTIONS: UL Lafayette-Walker, Tracy 1-0. Tulane-NICKERSON, Parry 1-37; LEWIS, Donnie 1-12.

FUMBLES: UL Lafayette-McGuire, Elijah 1-1; Jennings, A. 1-1. Tulane-CUIELLETTE, Glen 1-0.



2016 GAME RECAPS

Game 5 • Tulane 31 - UMass 24

McGuirk Stadium • Amherst, Mass.

Oct. 1 • 14,892 Attendance

Tulane football was down 14-0 in the opening four minutes against Massachusetts on Saturday afternoon, but rallied by scoring 24 unanswered points before eventually claiming the 31-24 victory. It marked the biggest come-from-behind victory in the post-Katrina era, previously besting the time the Wave (3-2, 0-1 American Athletic Conference | West) rallied down 10-0 at Army on Oct. 3, 2009 to win it 17-16.

UMass (1-4) dealt a lightning quick first blow, going 59 yards in four plays on their opening drive, capped by a 12-yard touchdown pass from Andrew Ford to Andy Isabella. Tulane then fumbled on the ensuing kickoff as the Minutemen recovered and struck on another 12-yard touchdown connection between Ford and Isabella.

Down 14-0, the Olive and Blue remained poised and quickly retaliated, driving 75 yards via 10 plays as Dontrell Hilliard punched in an 11-yard run for the score. The touchdown marked the beginning of what would be 24 unanswered points for the Wave, as the Olive and Blue tacked on a second quarter Andrew DiRocco 22-yard field goal, a third-quarter 36-yard touchdown pass from Glen Cuielletto to Terren Encalade and a third quarter 19-yard touchdown carry by Lazedrick Thompson.

Tulane possessed a 24-14 lead to begin the fourth quarter but the Minutemen would not go away, recording a 28-yard field goal with 9:37 on the clock to cut the deficit to seven points.

Yet, the Green Wave responded once more by logging an eight play, 75-yard scoring drive on the ensuing offensive possession, as Josh Rounds tallied a 10-yard touchdown run to extend the lead to 31-17.

Next, UMass countered with a quick touchdown drive, garnering 58 yards in a short two minutes and 47 seconds, cutting the deficit to a touchdown once more at 31-24.

The Minutemen would later get the ball back with 2:18 left in the game, but the Green Wave defense sealed the victory by stopping UMass in its tracks in four plays as they turned the ball over on downs.

Score by Quarters	1	2	3	4	Total
Tulane	7	3	14	7	31
Massachusetts	14	0	0	10	24

Qtr	Time	Scoring play
1st	11:20	UMASS - Isabella, A. 12 yd pass from Ford, A. (Caggiano, M. kick), 4-59 1:12
	11:06	UMASS - Isabella, A. 12 yd pass from Ford, A. (Caggiano, M. kick), 1-12 0:14
	06:37	TLN - HILLIARD, Dontrell 11 yd run (DIROCCO, Andrew kick), 10-75 4:29
2nd	11:06	TLN - DIROCCO, Andrew 22 yd field goal, 20-85 8:32
3rd	14:08	TLN - ENCALADE, Terren 36 yd pass from CUIELLETT, Glen (DIROCCO, Andrew kick), 2-36 06:54
	06:54	TLN - THOMPSON, Lazedrick 19 yd run (DIROCCO, Andrew kick), 7-84 3:35
4th	09:37	UMASS - Laurent, L. 28 yd field goal, 8-79 3:15
	05:32	TLN - ROUNDS, Josh 10 yd run (DIROCCO, Andrew kick), 8-75 4:05
	02:45	UMASS - Lindsay, S. 2 yd run (Caggiano, M. kick), 10-58 2:47

	TLN	UMASS
FIRST DOWNS	27	16
RUSHES-YARDS (NET)	64-280	24-131
PASSING YDS (NET)	168	181
Passes Att-Comp-Int	21-11-0	30-16-1
TOTAL OFFENSE PLAYS-YARDS	85-448	54-312
Fumble Returns-Yards	0-0	0-0
Punt Returns-Yards	2-9	1-0
Kickoff Returns-Yards	2-43	4-96
Interception Returns-Yards	1-0	0-0
Punts (Number-Avg)	4-28.0	5-44.6
Fumbles-Lost	1-1	2-1
Penalties-Yards	6-50	7-65
Possession Time	40:30	19:30
Third-Down Conversions	5 of 17	4 of 12
Fourth-Down Conversions	3 of 5	0 of 1
Red-Zone Scores-Chances	4-4	4-4
Sacks By: Number-Yards	2-7	1-5

RUSHING: Tulane-HILLIARD, Dontrell 22-99; ROUNDS, Josh 16-77; CUIELLETT, Glen 12-60; THOMPSON Lazedrick 8-54; BRANTLEY, Johnathan 3-1; TEAM 3-minus 11. Massachusetts-Young, M. 10-45; Comis, R. 6-41; Isabella, A. 2-36; Ford, A. 3-4; Lindsay, S. 2-3; Robinson, J. 1-2.

PASSING: Tulane-CUIELLETT, Glen 11-20-0-168; BRANTLEY, Johnathan 0-1-0-0. Massachusetts-Ford, A. 11-19-1-109; Comis, R. 5-11-0-72.

RECEIVING: Tulane-ENCALADE, Terren 7-125; MOONEY, Darnell 3-25; JOHNSON, Chris 1-18. Massachusetts-Isabella, A. 6-94; Breneman, A. 4-39; Young, M. 2-10; Palmer, S. 1-23; Williams, J. 1-10; Robinson, J. 1-9; Lindsay, S. 1-minus 4.

INTERCEPTIONS: Tulane-FRANKLIN, Jarrod 1-0. Massachusetts-None.

FUMBLES: Tulane-GLENN, Devin 1-1. Massachusetts-Isabella, A. 1-0; Ford, A. 1-1.

Game 6 • Memphis 24 - Tulane 14

Yulman Stadium • New Orleans

Oct. 14 • 21,098 Attendance

Tulane struggled to find its offensive rhythm on Friday night, as the visiting Memphis Tigers emerged with the 24-14 victory inside Yulman Stadium. The Green Wave boasted a 7-3 lead early in the second quarter thanks to a Kendall Ardoin touchdown reception, but the Tigers responded with 21 unanswered points, ultimately sealing the road victory.

The Green Wave (3-3, 0-2 American Athletic Conference | West) defense recorded a strong first half, holding the Tigers (5-1, 2-0 The American | West) to just three points in the opening quarter. It marked the fourth time in six games this season the Wave held its opposition to a field goal or less in the first 15 minutes.

The Wave got on the board at the 13:13 mark in the second quarter, when the Olive and Blue recorded a 10-play, 66-yard drive, capped by a 20-yard pass from Glen Cuielletto to Ardoin, as the tight end achieved his first touchdown reception of the season.

Later in the second quarter, Memphis took over on Tulane's seven yard line after a muffed punt, but the Wave defense responded my limiting the damage to a field goal to preserve the 7-6 lead.

However, Tulane's defense had one small leak in the first two quarters and it came with just 1:01 until the half, when Memphis' Riley Ferguson threw a screen pass to Darrell Henderson for 46 yards and the touchdown, resulting in a 13-7 lead at the midway point for the Tigers.

Memphis then extended its lead to 16-7 at 1:07 in the third quarter when Jake Elliott connected on a 50-yard field goal. Later, at 11:52 in the fourth quarter, Memphis' Henderson struck again, recording a 45-yard touchdown rush, and after a two-point conversion, pushed the lead to 24-7.

Tulane reached the end zone one more time, as Cuielletto earned his first career rushing touchdown with a two-yard carry, but with just 47 seconds remaining and a failed onside kick attempt one play later, the Green Wave comeback fell short.

Score by Quarters	1	2	3	4	Total
Memphis	3	10	3	8	24
Tulane	0	7	0	7	14

Qtr	Time	Scoring play
1st	08:39	MEM - ELLIOTT, Jake 37 yd field goal, 14-60 6:21
2nd	13:13	TLN - ARDOIN, Kendall 20 yd pass from CUIELLETT, Glen (DIROCCO, Andrew kick), 10:53
	10:53	MEM - ELLIOTT, Jake 21 yd field goal, 4-3 0:45
	01:01	MEM - HENDERSON, D. 46 yd pass from FERGUSON, Riley (ELLIOTT, Jake kick), 5-
3rd	01:07	MEM - ELLIOTT, Jake 50 yd field goal, 5-17 1:38
4th	11:52	MEM - HENDERSON, D. 45 yd run (CRAFT, Sam rush), 4-80 1:44
	00:47	TLN - CUIELLETT, Glen 2 yd run (DIROCCO, Andrew kick), 9-80 2:56

	MEM	TLN
FIRST DOWNS	16	20
RUSHES-YARDS (NET)	33-163	44-169
PASSING YDS (NET)	236	144
Passes Att-Comp-Int	34-21-1	30-11-1
TOTAL OFFENSE PLAYS-YARDS	67-399	74-313
Fumble Returns-Yards	0-0	0-0
Punt Returns-Yards	1-9	2-3
Kickoff Returns-Yards	2-49	3-53
Interception Returns-Yards	1-0	1-5
Punts (Number-Avg)	6-45.8	7-45.6
Fumbles-Lost	2-2	2-2
Penalties-Yards	7-79	7-62
Possession Time	27:28	32:32
Third-Down Conversions	4 of 14	4 of 16
Fourth-Down Conversions	0 of 1	2 of 3
Red-Zone Scores-Chances	2-2	2-3
Sacks By: Number-Yards	1-5	3-21

RUSHING: Memphis-DORCEUS, D. 7-81; HENDERSON, D. 9-75; POLLARD, Tony 1-11; CRAFT, Si Anthony 1-4; TAYLOR, Patrick 5-3; OGLESBY, J. 1-0; TEAM 2-minus 2; FERGUSON, Riley 5-minu Tulane-THOMPSON, Lazedrick 8-69; CUIELLETT, Glen 18-35; ROUNDS, Josh 7-33; HILLIARD, D MOONEY, Darnell 2-14; TEAM 1-minus 3.

PASSING: Memphis-FERGUSON, Riley 21-34-1-236. Tulane-CUIELLETT, Glen 11-30-1-144.

RECEIVING: Memphis-MAYHUE, Phil 4-74; HENDERSON, D. 4-67; MILLER, Anthony 4-32; POLLA WILLIAMS, John 2-8; DORCEUS, D. 1-18; MONTIEL, Daniel 1-9; OGLESBY, J. 1-4; TAYLOR, Patri Tulane-MOONEY, Darnell 4-45; ENCALADE, Terren 3-47; HILLIARD, Dontrell 1-28; ARDOIN, Keni ROUNDS, Josh 1-10; THOMPSON, Lazedrick 1-minus 6.

INTERCEPTIONS: Memphis-COOK, Jonathan 1-0. Tulane-ALLEN, Richard 1-5.

FUMBLES: Memphis-WILLIAMS, John 1-1; DORCEUS, D. 1-1. Tulane-HILLIARD, Dontrell 2-2.



Game 7 • Tulane 27 - Tulsa 50

H.A. Chapman Stadium • Tulsa, Okla.

Oct. 22 • 22,349 Attendance

Tulane football hit a major road bump on Saturday in Tulsa, falling to the Golden Hurricane, 50-27. The Green Wave were susceptible to the big play all afternoon, as Tulsa recorded 30+ yard plays on all but two of its scoring drives.

Despite the defeat, running backs Dontrell Hilliard and Josh Rounds each recorded career days. Hilliard notched his fourth multi-touchdown game of his career, garnering a career best 124 yards on the ground. Meanwhile, Rounds earned a career best 166 yards, including a career long 84-yard carry. Round's day marked the first 150+ yard rushing performance since Sherman Badie's 215 yards at Tulsa two years ago.

After the Golden Hurricane (5-2, 2-1 American Athletic Conference | West) struck on their first possession, Tulane (3-4, 0-3 The American | West) quickly retaliated via Hilliard, who exploded on the ensuing drive, carrying the ball four times for 51 yards, including one run of 31 yards.

Tulsa then responded by recording 31 unanswered points, accumulating 323 yards by halftime, before ultimately finishing with 566 total yards on the game.

The Green Wave's offense began to churn late in the second half but by then it was too little, too late. Rounds, Hilliard and Lazedrick Thompson combined for 70 yards on the ground on the Wave's third quarter nine-play scoring drive which was capped by a Thompson five-yard touchdown run. Then, just a few minutes later, Tulane's Robert Kennedy recovered a Tulsa fumble, which led to a 30-yard touchdown carry by Hilliard.

The Golden Hurricane tacked on 12 more points before Rounds rounded out the Green Wave's scoring with a touchdown late in the fourth quarter, bringing the final score to 50-27.

Score by Quarters	1	2	3	4	Total
Tulane	7	0	13	7	27
Tulsa	14	17	9	10	50

Qtr Time Scoring play

1st	12:47	TLS - LUCAS, K. 11 yd pass from EVANS, D. (JONES, R. kick), 10-75 2:13
	07:25	TLN - HILLIARD, Dontrell 6 yd run (DIROCCO, Andrew kick), 5-56 2:08
	05:24	TLS - ATKINSON, J. 49 yd pass from EVANS, D. (JONES, R. kick), 6-75 2:01
2nd	12:03	TLS - BREWER, D. 5 yd pass from EVANS, D. (JONES, R. kick), 3-6 1:12
	07:05	TLS - JONES, R. 20 yd field goal, 9-80 3:10
	03:42	TLS - FLANDERS, J. 6 yd run (JONES, R. kick), 8-52 2:24
3rd	08:54	TLS - SIMON, R. 16 yd run (JONES, R. kick), 7-80 1:59
	02:10	TLN - THOMPSON, Lazedrick 5 yd run (DIROCCO, Andrew kick), 9-70 3:04
	00:04	TLN - HILLIARD, Dontrell 30 yd run (CUIELLETTE, Glen pass intcpt), 3-38 1:16
	00:04	TLS - WHITFIELD, M. PAT return
4th	12:32	TLS - FLANDERS, J. 30 yd run (JONES, R. kick), 6-72 2:28
	07:24	TLS - JONES, R. 27 yd field goal, 5-41 2:58
	05:07	TLN - ROUNDS, Josh 1 yd run (DIROCCO, Andrew kick), 5-90 2:12

	TLN	TLS
FIRST DOWNS	15	29
RUSHES-YARDS (NET)	49-355	58-330
PASSING YDS (NET)	37	236
Passes Att-Comp-Int	19-3-0	23-14-0
TOTAL OFFENSE PLAYS-YARDS	68-392	81-566
Fumble Returns-Yards	0-0	0-0
Punt Returns-Yards	1-0	2-0
Kickoff Returns-Yards	4-86	2-16
Interception Returns-Yards	0-0	0-0
Punts (Number-Avg)	7-45.7	4-43.5
Fumbles-Lost	3-1	2-2
Penalties-Yards	9-85	6-36
Possession Time	27:37	32:23
Third-Down Conversions	6 of 17	8 of 15
Fourth-Down Conversions	1 of 2	0 of 0
Red-Zone Scores-Chances	3-5	6-7
Sacks By: Number-Yards	1-3	4-30

RUSHING: Tulane-ROUNDS, Josh 15-166; HILLIARD, Dontrell 12-124; THOMPSON, Lazedrick 7-66; BRANT Johnathan 2-7; BADIE, Sherman 4-4; CUIELLETTE, Glen 9-minus 12. Tulsa-FLANDERS, J. 22-190; SIMON, I 9-78; BREWER, D. 18-61; TAYLOR, R. 2-6; JOHNSON, K. 1-2; TAYLOR, C. 2-1; TEAM 1-minus 2; EVANS, D 3-minus 6.

PASSING: Tulane-CUIELLETTE, Glen 3-19-0-37. Tulsa-EVANS, D. 14-23-0-236.

RECEIVING: Tulane-MOONEY, Darnell 1-19; DACE, Larry 1-15; ENCALADE, Terren 1-3. Tulsa-ATKINSON, J. 7-142; LUCAS, K. 3-67; HOBBS, J. 2-17; BREWER, D. 2-10.

INTERCEPTIONS: Tulane-None. Tulsa-None.

FUMBLES: Tulane-CUIELLETTE, Glen 2-0; MOONEY, Darnell 1-1. Tulsa-EVANS, D. 1-1; WADLEY, K. 1-1.

Game 8 • SMU 35 - Tulane 31

Yulman Stadium • New Orleans

Oct. 29 • 25,780 Attendance

It was a tale of two halves for Tulane football in its homecoming contest against SMU on Saturday afternoon inside Yulman Stadium.

After the Green Wave obtained just 80 yards in the first half, Tulane then surged for 311 yards in the second half, garnering a 31-21 lead just minutes into the fourth quarter. However, the Mustangs retaliated with two late fourth quarter touchdowns, including a 10-play, 78-yard go-ahead drive with just 1:16 remaining to clinch the 35-31 victory.

SMU (4-4, 2-2 American Athletic Conference | West) only needed three minutes and two seconds in the first quarter to score 14 points, utilizing a 54-yard pass on their first scoring drive and a 41-yard rush on the next. Tulane (3-5, 0-4 The American | West) reached the end zone in opening quarter as well, as Dontrell Hilliard capped a nine-play, 47-yard drive with an eight-yard touchdown run.

Later, trailing 21-10 at half, the Green Wave picked up its intensity by recording 14 unanswered points in the third quarter. The defensive unit led the way, creating opportune field position as Tulane's first scoring drive of the quarter began on SMU's 38-yard line. Glen Cuiellette then connected with Terren Encalade for a 24-yard touchdown strike, only to repeat said performance and play on their ensuing drive to take a 24-21 lead.

The Wave then extended its lead to 31-21 in the first five minutes of the fourth quarter when they went 92 yards on six carries from Sherman Badie, Josh Rounds and Hilliard, including a season best 67-yard rush from the latter. The drive was capped by a nine-yard carry from Badie, which marked his first touchdown of the year.

Yet, SMU retaliated with two late fourth quarter touchdowns, completing back-to-back 10-play, 70-yard drives, to escape with the 35-31 victory.

Score by Quarters	1	2	3	4	Total
SMU	14	7	0	14	35
Tulane	7	3	14	7	31

Qtr Time Scoring play

1st	13:07	SMU - PROCHE, James 8 yd pass from HICKS, Ben (WILLIAMS, Josh kick), 5-67 1:53
	06:05	TLN - HILLIARD, Dontrell 8 yd run (DIROCCO, Andrew kick), 9-47 3:46
	04:56	SMU - FREEMAN, Ke'Mon 1 yd run (WILLIAMS, Josh kick), 4-65 1:09
2nd	12:41	TLN - DIROCCO, Andrew 43 yd field goal, 4-1 1:27
	04:35	SMU - PROCHE, James 35 yd pass from HICKS, Ben (WILLIAMS, Josh kick), 8-68 3:24
3rd	04:19	TLN - ENCALADE, Terren 24 yd pass from CUIELLETTE, Glen (DIROCCO, Andrew kick), 4-36
	00:08	TLN - ENCALADE, Terren 24 yd pass from CUIELLETTE, Glen (DIROCCO, Andrew kick), 5-55
4th	10:37	TLN - BADIE, Sherman 9 yd run (DIROCCO, Andrew kick), 6-92 3:02
	06:24	SMU - WEST, Braeden 1 yd run (WILLIAMS, Josh kick), 10-73 4:08
	01:16	SMU - WEST, Braeden 1 yd run (WILLIAMS, Josh kick), 10-78 2:26

	SMU	TLN
FIRST DOWNS	22	18
RUSHES-YARDS (NET)	43-137	46-227
PASSING YDS (NET)	302	164
Passes Att-Comp-Int	31-16-2	26-13-1
TOTAL OFFENSE PLAYS-YARDS	74-439	72-391
Fumble Returns-Yards	0-0	0-0
Punt Returns-Yards	0-0	1-0
Kickoff Returns-Yards	3-65	5-126
Interception Returns-Yards	1-0	2-26
Punts (Number-Avg)	6-37.2	7-41.1
Fumbles-Lost	1-0	0-0
Penalties-Yards	6-57	10-100
Possession Time	28:21	31:39
Third-Down Conversions	10 of 17	4 of 16
Fourth-Down Conversions	0 of 0	3 of 4
Red-Zone Scores-Chances	4-5	3-3
Sacks By: Number-Yards	2-11	4-28

RUSHING: SMU-WEST, Braeden 22-119; GAILLIARD, M. 5-20; FREEMAN, Ke'Mon 9-12; PROCHE, James 1 HICKS, Ben 6-minus 17. Tulane-HILLIARD, Dontrell 13-111; ROUNDS, Josh 7-58; CUIELLETTE, Glen 13-29; BADIE, Sherman 6-20; THOMPSON, Lazedrick 3-8; GLENN, Devin 1-3; BRANTLEY, Johnathan 3-minus 2.

PASSING: SMU-HICKS, Ben 16-31-2-302. Tulane-CUIELLETTE, Glen 13-26-1-164.

RECEIVING: SMU-PROCHE, James 6-164; CASTILLE, X. 3-57; WEST, Braeden 3-18; SUTTON, C. 2-25; W/ Shelby 1-27; GAILLIARD, M. 1-11. Tulane-ENCALADE, Terren 4-75; HILLIARD, Dontrell 3-35; DACE, Larry 2-22; SCOTT, Trey 2-14; BADIE, Sherman 1-10; MOONEY, Darnell 1-8.

INTERCEPTIONS: SMU-MILLINES, D. 1-0. Tulane-SHENALL, Taris 1-23; CARROLL, Quinlan 1-3.

FUMBLES: SMU-WEST, Braeden 1-0. Tulane-None.