



TULANE FOOTBALL

2016 GAME NOTES



Tulane Athletics Communications

James W. Wilson Jr. Center | Ben Weiner Drive | New Orleans, LA 70118
TulaneGreenWave.com | Facebook: Tulane Football | Twitter: @GreenWaveFB & @CoachWEFritz
Contact: Scottie Rodgers • 504-491-7610 (cell) • srodger1@tulane.edu

Game 11

TULANE (3-7, 0-6 The American) vs TEMPLE (7-3, 5-1 The American)



Nov. 19, 2016 • 2:30 p.m. (CST)/3:30 p.m. (EST) • Broadcast: American Sports Network/ESPN3
Yulman Stadium (30,000) • New Orleans, La.



GAME INFORMATION

Broadcast: American Sports Network/ESPN3

Talent: Jeff McCarragher (play-by-play),
Michael Young (analyst)

Radio: Fox Sports AM 1280 New Orleans

Talent: Todd Graffagnini (play-by-play),
Steve Barrios (analyst), Gus Kattengell (sideline)

Mobile App: TuneIn App

Live Stats: TulaneGreenWave.com

Twitter Updates: @GreenWaveFB

The Series: Temple leads, 2-1

New Orleans: Tied, 1-1

Philadelphia: Temple leads, 1-0

First Meeting: Jan. 1, 1935

Tulane 20, Temple 14 | New Orleans, La.

Last Meeting: Oct. 10, 2015

Temple 49, Tulane 10 | Philadelphia

Streak: Temple W2

Tulane (3-7, 0-6 The American | West)

Rankings: None

Head Coach: Willie Fritz (Pittsburg State, 1983)

Overall Career Record: 196-81-1/24th year

NCAA Career Record: 157-76/20th year

Tulane Record: 3-7/1st year

Record vs. Temple: 0-0

Temple (7-3, 5-1 The American | East)

Rankings: None

Head Coach: Matt Rhule (Penn State, 1997)

Career Record: 25-23/4th year

Temple Record: Same

Record vs. Tulane: 2-0

Tulane Coaching Staff

On the Field:

Willie Fritz	Head Coach
Alex Atkins	Asst. Head Coach/Offensive Line
Doug Ruse	Offensive Coordinator/QBs
Jamaal Fobbs	Running Backs
Kevin Peoples	Defensive Line
Michael Mutz	Linebackers
Jeff Conway	Wide Receivers
Chris Hampton	Defensive Backs
Derrick Sherman	Offensive Assistant
Johnny Jernigan	Defensive Assistant
Chris Couch	Special Teams Assistant
Jordy Joseph	Offensive GA

In the Press Box:

Jack Curtis	Defensive Coordinator/Safeties
Slade Nagle	Tight Ends
Brandon Bailey	Defensive GA
Mack Helms	Offensive GA
Walker Ashburn	Defensive GA

STORYLINES

- Tulane (3-7, 0-6 American Athletic Conference | West) has its focus on closing the 2016 season strong with two games remaining, starting its home finale against Temple (7-3, 5-1 The American | East).

- Saturday's game is Senior Day for 12 Green Wave players - nickelback **Richard Allen**, wide receivers **Devon Breaux** and **Larry Dace III**, offensive linemen **Todd Jacquet** and **Chris Taylor**, linebackers **Nico Marley**, **Casey Spinelli** and **Eric Thomas**, running backs **Josh Rounds** and **Lazedrick Thompson**, defensive tackle **Tanzel Smart** and tight end **Marshall Wadleigh**.

- Head coach **Willie Fritz** is looking for his first conference win at Tulane. He was 14-2 in conference play in the Sun Belt with Georgia Southern.

- Fritz is just four wins away from reaching 200 for his coaching career. Of his 196 wins, 60 have come on the NCAA Division I level (FBS and FCS) and 157 of his wins have come at NCAA institutions.













- The defense remains the calling card for the Green Wave through 10 games. Tulane is among the best in the FBS in turnovers - tied for first in fumble recoveries with 13 and tied for 14th in turnover margin at +8 (0.80 per game).

- The foursome of Allen, redshirt junior cornerback **Parry Nickerson**, redshirt junior defensive end **Ade Aruna** and redshirt sophomore defensive end **Peter Woullard** are tied for 15th in the nation in fumble recoveries with two each.

- Offensively, the Green Wave's triple-option ground attack, ranked 18th in the nation at 236.4 yards per game, features the running back foursome of junior **Dontrell Hilliard** (737 yards, 9 TDs), Rounds (643 yards, 5 TDs), Thompson (382 yards, 4 TDs) and redshirt junior **Sherman Badie** (144 yards, 1 TD).

- Tulane has rushed for a 100 or more yards in 13 straight games, dating back to the final three games of the 2015 season.

2016 SCHEDULE / RESULTS

	Sept. 1 at Wake Forest (Thursday)	ACCN EXTRA/ESPN3	L, 7-3
	BB&T Field Winston-Salem, N.C. Series History: Tulane leads, 2-1		
	Sept. 10 SOUTHERN	ESPN3	W, 66-21
	Yulman Stadium New Orleans, La. Series History: Tulane leads, 2-0		
	Sept. 17 NAVY*	American Sports Network/ESPN3	L, 21-14
	Yulman Stadium New Orleans, La. Series History: Tulane leads, 11-9-1		
	Sept. 24 UL LAFAYETTE	ESPN3	W, 41-39 (4 OT)
	Yulman Stadium New Orleans, La. Series History: Tulane leads, 22-6		
	Oct. 1 at UMass	American Sports Network/ESPN3	W, 31-24
	McGuirk Alumni Stadium Amherst, Mass. Series History: Tulane leads, 1-0		
	Oct. 14 MEMPHIS*	ESPNU	L, 24-14
	Yulman Stadium New Orleans, La. Series History: Memphis leads, 21-11-1		
	Oct. 22 at Tulsa	ESPNU	L, 50-27
	H.A. Chapman Stadium Tulsa, Okla. Series History: Tulsa leads, 11-2		
	Oct. 29 SMU* (Homecoming)	ESPN3	L, 35-31
	Yulman Stadium New Orleans, La. Series History: Tulane leads, 13-10		
	Nov. 5 at UCF*	ESPN3	L, 37-6
	Bright House Networks Stadium Orlando, Fla. Series History: UCF leads, 6-2		
	Nov. 12 at Houston*	CBS Sports Network	L, 30-18
	TDECU Stadium Houston, Texas Series History: Houston leads, 16-5		
	Nov. 19 TEMPLE*	American Sports Network/ESPN3	2:30 PM CT
	Yulman Stadium New Orleans, La. Series History: Temple leads, 2-1		
	Nov. 26 at UConn*	ESPN3	3 PM CT
	Pratt & Whitney Stadium at Rentschler Field Storrs, Conn. Series History: Tied, 1-1		



Tulane Football



@GreenWaveFB / @CoachWEFritz



TulaneGreenWave.com



Green Wave Game Notes

Media Information

POSTGAME POLICIES

For home games, Tulane's postgame interviews takes place in the squad room, located on the second floor of the James W. Wilson Athletics Center. Media can access the squad room through the west rear entrance of the Wilson Center. The visitor's locker room is located at the northwest end of Yulman Stadium. The athletics communications contact of the visiting school will establish admittance policies to the visiting locker room.

Head coach **Willie Fritz** and requested players will be available postgame approximately 10 minutes after each game. Tulane's locker room is closed.

RELEASE INFORMATION

Releases are distributed via e-mail to the media and are also available on TulaneGreenWave.com. Stats are available via e-mail or the website. Requests for this information can be made by contacting **Scottie Rodgers**, Associate Athletics Director, Strategic Communications at (504) 491-7610 or by email at srodger1@tulane.edu.

INTERVIEW REQUESTS

All interview requests for student-athletes, coaches and administrators should be made with **Scottie Rodgers**.

WEEKLY NEWS CONFERENCE

The Tulane football weekly news conference with head coach **Willie Fritz** takes place on Tuesdays throughout the season at 1 p.m. in the Jill H. and Avram A. Glazer Family Club in Yulman Stadium.

THE WILLIE FRITZ RADIO SHOW

Willie Fritz' Radio Show takes place on Wednesdays throughout the season at Manning's (519 Fulton St.) from 7-8 p.m. The show is hosted by **Todd Graffagnini** on Tulane's flagship station, Fox Sports AM 1280 New Orleans.

The show features a call-in format and fans are also urged to submit questions via [@GreenWaveFB](https://twitter.com/GreenWaveFB) on Twitter. The call-in number is **1-855-325-7877**.

TULANE FOOTBALL WITH HEAD COACH WILLIE FRITZ

Inside Tulane Football with Head Coach **Willie Fritz** airs Sundays at 11:30 p.m. throughout the season on WWL-TV.

2016 RADIO NETWORK AFFILIATES

*Fox Sports 1280 AM	New Orleans, La.
KANE 1240 AM	New Iberia, La.
KXZZ 1580 AM	Lake Charles, La.
KKGB 101.3 FM	Lake Charles, La.
KMLB 540 AM	Monroe, La.
WSLA 1560 AM	Slidell/New Orleans, La.
WRBH 88.3 FM	New Orleans, La.

*Flagship station

COLLEGEPRESSBOX.COM

CollegePressBox.com is the official media website for American Athletic Conference football and the media home for information on every Division I team and conference. Access and download weekly game notes, quotes, statistics, media guides, photos and more for the conference and each of its 12 member schools throughout the season. Login information will be distributed to accredited media or you can apply for a password by sending an e-mail to password@collegepressbox.com.

SERIES NOTES:

- Saturday's game marks the fourth meeting between Tulane and Temple with the Owls leading the series 2-1. Temple has won the two meetings between the teams as member of the American Athletic Conference.
- Tulane's win in the series came in the 1935 Sugar Bowl, a 20-14 victory.

SCOUTING THE KNIGHTS:

- Temple (7-3, 5-1 The American | East) is coming off a bye week after a 21-0 win over UConn on Nov. 4.
- The Owls ride a four-game conference win streak into New Orleans and control their own destiny to finish first in the American Athletic Conference East Division with just two games remaining.
- Senior quarterback **Phillip Walker** tied his season-high with three touchdown passes against UConn, including one to redshirt senior tight end **Romond Deloatch**, who grabbed his first receiving touchdown of the season.
- Senior running back **Jahad Thomas** has scored two touchdowns in seven of his last eight games and has 14 total touchdowns this year (tied for 14th in the nation).

TULANE VS. THE AMERICAN:

- Saturday's game vs. Temple marks the school's 23rd game in football as a member of the American Athletic Conference. The Green Wave hold a 3-19 record for their first two-plus seasons in the conference.
- Tulane's last victory over a conference opponent was the 45-31 victory over UCF on Oct. 3, 2015.

WHO TO WATCH:

- 2014 First-Team Freshman All-America cornerback **Parry Nickerson**, who grabbed six interceptions to lead the nation among rookies, returns to anchor Tulane's defensive backfield.
- Two First-Team American Athletic Conference honorees from a year ago are back with the Green Wave for their senior seasons in linebacker **Nico Marley** and defensive tackle **Tanzel Smart**.
- Prior to the season, several Green Wave were named to preseason watch lists: **Smart** (Outland Trophy, Bednarik Award and Senior Bowl), junior running back **Dontrell Hilliard** (Doak Walker Award), senior tight end **Marshall Wadleigh** (Wuerffel Trophy) and senior offensive lineman **Chris Taylor** (Outland Trophy).

WELCOME BACK:

- Back on the field for the Green Wave this season are redshirt senior offensive lineman **Kenneth Santa Marina** and redshirt junior tight end **Sergio Medina**, both of whom redshirted the entire 2015 season. Redshirt sophomore wide receiver **Terren Encalade** also returns after missing the final 10 games of the season and also earning a redshirt.

NEW NUMBERS:

- A handful of Tulane players switched numbers in the offseason.
- Senior linebacker **Nico Marley** changed from 20 to 2.
- Sophomore punter **Enrique Carresquero** changed from 96 to 41.
- Junior deep snapper **Aaron Golub** changed from 98 to 96.

Tulane Strategic Communications

SCOTTIE RODGERS

Cell: 504-491-7610 • srodger1@tulane.edu

Associate AD/Primary Football Contact

JOSH BATES

Cell: 504-355-6283 • jbates3@tulane.edu

Assistant Director/Secondary Football Contact

KAITLIN MAHEU

Cell: 225-205-9988 • kmaheu@tulane.edu

Graduate Assistant

NEW POSITIONS:

- In addition to the few players who switched numbers this offseason, a few also switched positions.
- Junior **Trey Camissa** moved from the defensive line to tight end.
- Redshirt junior **Tristan Cooper** moved from defensive back to wide receiver.
- Redshirt junior **Jarrold Franklin** moved from linebacker to safety.
- Redshirt junior **Sergio Medina** moved from running back to tight end. Medina started his career at Tulane as a linebacker.
- Junior **Trey Scott** moved from tight end to wide receiver.
- Senior **Marshall Wadleigh** moved from running back to tight end.

A WHOLE NEW STAFF (ALMOST):

• Upon **Willie Fritz**' arrival at Tulane, the coaching staff went through radical changes, but two names may ring a bell. **Walker Ashburn** returns for his second season as a defensive graduate assistant, remaining as the only holdover from **Curtis Johnson**'s staff. Additionally, **Jordy Joseph** joined the staff as an offensive graduate assistant after playing quarterback for the Green Wave from 2011-15.

THE STATE OF TULANE:

- The 2016 roster features 53 players from the state of Louisiana, including 32 players from the Greater New Orleans area. Florida has the second-most players represented on the roster with 10.
- The 2015 roster boasted 66 players from the Pelican State.

LONG DRIVES:

• Tulane's offense has put together some long drives so far this season. Only one drive of 70 yards or more did not result in points. And of those that resulted in points, only one was not a touchdown. Here's a look at the Green Wave's drives of 70 yards or more in 2016:

Game	Plays	Yards	Time of Possession	Result
Wake Forest	11	71	5:55	Downs
Southern	4	80	1:09	Touchdown
	6	76	2:28	Touchdown
Navy	8	75	4:06	Touchdown
	9	76	4:27	Touchdown
UL Lafayette	5	75	2:11	Touchdown
UMass	10	75	4:29	Touchdown
	20*	85	8:32*	Field Goal
	7	84	3:35	Touchdown
	8	75	4:05	Touchdown
Memphis	9	80	2:56	Touchdown
Tulsa	9	70	3:04	Touchdown
	5	90	2:12	Touchdown
SMU	6	92*	3:02	Touchdown
Houston	9	89	2:17	Touchdown

*Season long

TEAM NOTES:

- The Green Wave have lost five in a row, marking the second-straight season to lose five consecutive games.
- Three of Tulane's seven losses have been by seven points or less with the Wave being in four of those games in the fourth quarter.
- The Olive and Blue's last win in a regular-season home finale was a 45-3 victory over UTEP on Nov. 23, 2013.

OFFENSIVE NOTES:

- Tulane is averaging 4.7 yards per rush and 12.4 yards per pass completion.
- The Green Wave's triple-option ground attack enters the week ranked fourth in The American and 18th in the nation in rushing offense at 236.4 yards per game.

• A new dynamic duo has emerged with the Green Wave this season between two redshirt sophomores, quarterback **Glen Cuiellette** and wide receiver **Terren Encalade**. The former roommates from freshman year have reconnected on the field over team's last six games.

• Cuiellette has thrown for 10 scores so far this season and six of them have been to Encalade. Three of those came in the four-overtime thriller against UL Lafayette on connections of 34, 25 and 7 yards. One was at UMass and the other two were against SMU.

DEFENSIVE NOTES:

- Tulane has grabbed an interception in six of its last seven games and in seven of its 10 games this season.
- The Green Wave have logged a forced fumble and fumble recovery in the same game in six of 10 games and at least one fumble recovery in eight of their last nine games.
- Tulane's 13 fumble recoveries are tied for first in the nation with Eastern Michigan and Minnesota.

MAN IN THE MIDDLE:

- The anchor of Tulane's defensive unit is senior defensive tackle **Tanzel Smart**. He has been a constant for the Green Wave, having started on the defensive front in 34 straight games.
- Smart rarely comes off the field on defense and contributes on special teams as well. In the UL Lafayette game, Smart played 105 snaps on defense and special teams in the four-overtime thriller.

HOLDING THE CORNER:

- Redshirt junior cornerback **Parry Nickerson** is picking up where he left off in 2014 with three interceptions so far this season.
- Nickerson enters the week ranked tied for 30th in the nation with five others at 1.2 total passes defended per game. He has recorded 12 total passes defended (nine pass breakups and three interceptions).
- Nickerson enters the week ranked tied for 60th nationally with his three picks and is fifth in the nation in interception return yards (133).
- His 96-yard interception return for a touchdown vs. Southern was the first pick-six of his collegiate career.
- Nickerson has started in 31 straight games.

SPECIAL TEAMS NOTES:

- Redshirt sophomore quarterback **Glen Cuiellette** has added a facet to his game this season - mastering the art of the pooch punt. Cuiellette has kicked three pooch punts and all three pinned opponents deep in their own territory. Against UMass, his 32-yard punt was downed at the Minutemen's own two-yard line and his 17-yard punt stopped at the 11-yard line. Against UCF, his 37-yard punt pinned the Knights at their own nine-yard line.
- Junior placekicker **Andrew DiRocco** on the school's career lists:

Category	Stat	Rank
Total Kicking Points	156	8th
Field Goals Made	26	8th
Field Goals Attempted	40	8th
Field Goal Percentage	26-of-40 (.650)	5th
PATs Made	78	7th
PATs Attempted	82	7th
PAT Percentage	78-of-82 (.951)	8

TULANE IN THE NFL:

• A total of 10 former Tulane players are currently on NFL active rosters – **Orleans Darkwa** (RB, New York Giants), **Lorenzo Doss** (CB, Denver Broncos), **Matt Forte** (RB, New York Jets), **Ryan Grant** (WR, Washington Redskins), **Ryan Griffin** (QB, Tampa Bay Buccaneers), **Rob Kelley** (RB, Washington Redskins), **Dezman Moses** (LB, Kansas City Chiefs), **Taurean Nixon** (CB, Denver Broncos), **Cairo Santos** (PK, Kansas City Chiefs) and **Julius Warmusley** (DE, Miami Dolphins).



Green Wave Game Notes

HONORS:

- Reshirt junior RB **Sherman Badie** was named American Athletic Conference Special Teams Player of the Week on Sept. 12 for his performance in the win over Southern. Badie had 175 all-purpose yards, including 135 on kickoff returns highlighted by an 86-yard kickoff return for a touchdown.
- Redshirt junior CB **Parry Nickerson** was named HERO Sports' Football Bowl Subdivision Defensive HERO of the Week on Sept. 14 for his 96-yard interception return for a touchdown in the win over Southern.
- Junior PK **Andrew DiRocco** was named Special Teams Player of the Week by the American Athletic Conference and Louisiana Sports Writers Association and one of three Stars of the Week by the Lou Groza Collegiate Placekicker Award on Sept. 26 for making a career-high four field goals, including a career-high 48 yarder, and connecting on all three PAT attempts in the win over UL Lafayette.
- Senior LB **Nico Marley** was named Co-Defensive Player of the Week recognition by the Louisiana Sports Writers Association on Sept. 26 for 11-tackle effort to go along with 1.0 sacks, 3.0 tackles for loss and one forced fumble in the win over UL Lafayette.
- Senior DT **Tanzel Smart** was ranked No. 171 on 247Sports.com's midseason college top 247 list, released on Oct. 19.

GAME-BY-GAME NOTES:

Houston

- Tulane has rushed for 100 yards or more in all 10 games this season.
- The Green Wave's defense recorded 13 tackles for a loss for the first time since Nov. 30, 2013, against Rice.
- QB **Glen Cuiellette** threw for his ninth and 10th touchdown passes of the season and on a 21-yard pass to WR **Darnell Mooney** late in the first quarter and a 28-yard strike to WR **D.J. Owens** in the fourth quarter.
- Cuiellette set a single-game career high with 241 passing yards. The performance was his third career multi-touchdown passing game.
- The 21-yard catch for Mooney was his second career touchdown reception. He also led the team in receptions and yards, while setting single-game career highs in both categories. Mooney finished the game with seven catches for 63 yards.
- The 28-yard touchdown reception by Owens was his first career reception and touchdown.
- On the kickoff following the Mooney touchdown, P **Zachary Block** recovered his own onside kick. The play was the first executed onside kick by Tulane since Nov. 3, 2007 vs. Tulsa.
- WR **Tristan Cooper** played in his first game of the season and recorded his first career reception on a three-yard reception from Cuiellette early in the second quarter. Cooper spent his first two seasons as a defensive back before transitioning to wide receiver this season.
- WR **Terren Encalade** has a reception in seven consecutive games. He totaled five catches for 41 yards.
- DT **Tanzel Smart** recorded both an unassisted and assisted sack, bringing his tally to 4.5 sacks this season and 8.5 career sacks.
- Later in the second quarter, DT **Eldrick Washington** recorded his second sack of the season and fourth of his career.
- At the end of the first half, CB **Donnie Lewis, Jr.** grabbed his second interception of the season and of his career. In the third quarter, Lewis, Jr. assisted Smart on a sack to record the first sack of his career.
- On the first drive of the second half, TE **Kendall Ardoyn**'s 21-yard reception on third down was the longest catch of his career.
- LB **Zachery Harris** totaled 10 tackle, leading the team and setting a single-game career high in the process.
- FS **Jarrold Franklin** tallied his first sack of the season and third of his career on the final play of the third quarter.
- WR **Larry Dace III** caught four passes for 55 yards, tying his career high in receptions and setting his single-game career high in receiving yards.

- OG **Chris Taylor** carried out the No. 18 Flag in honor of former Green Wave player **Devon Walker**.
- Game captains were seniors Smart, LB **Nico Marley** and TE **Marshall Wadleigh**.

UCF

- On the first play of the game, DE **Robert Kennedy** earned his first career forced fumble. CB **Parry Nickerson** then recorded his second fumble recovery of the season and fourth of his career.
- In the first quarter, Nickerson earned his third interception of the season and ninth of his career. He netted a season high five tackles in the game.
- RB **Dontrell Hilliard** notched his ninth rushing touchdown of the season and 18th of his career on Tulane's opening drive. Of the five-play, 42-yard drive, Hilliard rushed four times for 26 yards, capped by a 14-yard touchdown carry.
- After Tulane's first touchdown on its opening drive, UCF blocked the PAT. It marked the first blocked PAT against Tulane since Memphis on Oct. 31, 2015.
- Tulane held UCF scoreless in the first quarter. It marked the third time this season the Green Wave defense recorded a shutout in the opening 15 minutes (previously achieved at Wake Forest and vs. Navy).
- DE **Daren Williams** collected his first sack of the season, second of his career, in the second quarter.
- Tulane rushed for 106 yards on 19 carries in the first quarter, marking the first time this season the Green Wave crossed over the 100-yard mark in the opening quarter.
- WR **Terren Encalade** recorded a catch for 20 yards in the second quarter. He now has a reception in six straight games.
- In the third quarter, UCF secured its second touchdown of the game via a 30-yard fumble recovery. It marked the first fumble return for a touchdown since Southern achieved the feat against the Wave on Sept. 10 of this year.
- In the third quarter, UCF earned its third touchdown of the game via a 33-yard interception return. It marked the first interception return for a touchdown since Houston's **Adrian McDonald** on Nov. 8, 2014.
- UCF's two interceptions returned for a touchdown was the first time since Tulsa accomplished the feat against Tulane on Nov. 27, 2015.
- CB **Parry Nickerson** carried out the No. 18 Flag in honor of former Green Wave player **Devon Walker**.
- Game captains were seniors LB **Nico Marley**, TE **Marshall Wadleigh** and DT **Tanzel Smart**.

SMU

- The SMU game was the first home game played during the day under head coach **Willie Fritz**.
- OL **Tyler Johnson** played in his first career game, earning his first career start.
- DB **P.J. Hall** earned his first career start.
- SS **Roderic Teamer** recorded his first career sack for a loss of 10 yards in the first quarter.
- RB **Dontrell Hilliard** scored his eighth touchdown of the season and the 17th of his career to put Tulane on the board in the first quarter. Hilliard's 33-yard reception from **Glen Cuiellette** in the third quarter was his longest reception of the season. In addition, he recorded a season-long 67-yard run in the fourth quarter, which gave him over 100 rushing yards for the third time this season and for the second-straight game.
- WR **Terren Encalade** has catches in five consecutive games. He finished with four receptions for 75 yards and two touchdowns. Encalade scored his fifth and sixth touchdowns of the season and of his career on a pair of 24-yard receptions in the third quarter to give Tulane a 24-21 lead.
- QB **Glen Cuiellette** threw his seventh and eighth touchdowns of the season and of his career on the pair of 24-yard passes to Encalade.

- Both Cuiellette and Encalade notched their second multi-touchdown games of the season against SMU.
- DE **Quinlan Carroll** caught his first career interception near the end of the first quarter.
- RB **Sherman Badie**'s fourth-quarter, nine-yard touchdown run was his first of the season and sixth of career
- DB **Taris Shenall** grabbed his first interception of the year and second of his career in the second quarter. Shenall recorded five tackle, a season high.
- PK **Andrew DiRocco**'s 43-yard field goal in the second quarter was his third successful kick of 40 yards or more this season (41, 43, 48).
- LB **Eric Thomas** and LB **Eric Bowie** combined to record a sack in the second quarter. It was the first career sack statistic for Bowie in his career, while Thomas now has two and a half career sacks and 0.5 sacks this season.
- WR **Trey Scott** caught his first pass of the year with a seven-yard reception in the second quarter.
- DE **Ade Aruna** set a career-high seven tackles. He recorded his third and fourth sacks of the season in the second half to increase his career-high total to eight. It marked Aruna's first career multi-sack game.
- LB **Nico Marley** recorded his fourth sack of the season and seven and a half in his career to start the fourth quarter. He notched 10 tackles, marking his ninth career double-digit tackle performance.
- TE **Marshall Wadleigh** and LB **Larry Bryant** both recorded their first tackles of the season, both on special teams. The tackle was Wadleigh's 16th of his career and Bryant's first.
- FS **Jarrold Franklin** recorded 11 tackles for a career high.
- S **Sam Davis** carried out the No. 18 Flag in honor of former Green Wave player **Devon Walker**.
- Game captains were Franklin, senior DT **Tanzel Smart**, redshirt sophomore C **John Leglue** and senior OT **Chris Taylor**.

Tulsa

- Tulsa's 50 points marked the most scored against the Green Wave since Georgia Tech scored 65 in Atlanta on Sept. 12, 2015.
- The Golden Hurricane's 566 total yards was the most against the Green Wave since SMU tallied 518 on Nov. 21, 2015.
- RB **Dontrell Hilliard** scored his sixth and seventh touchdowns of the season, and 15th and 16th of his career. It marked his fourth career multi-touchdown game. Hilliard rushed for a career high 124 yards, averaging 10.3 yards per carry, topping his previous high of 123 set against Cincinnati on Oct. 31, 2014.
- RB **Josh Rounds** ran for a career-high 166 yards on 15 carries, averaging 11.1 yards per carry. Rounds' 166 rushing yards was the first time a Green Wave player carried the ball over 150 yards since **Sherman Badie** recorded 215 rushing yards at Tulsa on Aug. 28, 2014. His fourth quarter touchdown marked his fifth rushing touchdown of the season and sixth of his career.
- The performance between Hilliard and Rounds marked the second game this season the Green Wave had two players with 100+ rushing yards – previously achieved vs Southern on Sept. 10.
- RB **Lazedrick Thompson** recorded a season long 41-yard carry in the third quarter, topping his previous high of 36 yards. Thompson finished with 66 yards on seven RB. Thompson's third quarter touchdown carry was his fourth of the season and ninth of his career.
- Tulane had three running backs (Hilliard, Rounds and Thompson) rush for touchdowns for the third time this season, last achieved at UMass on Oct. 1.
- LB **Rae Juan Marbley** bested his previous high of six tackles with a career-best 11 tackles this afternoon, of which nine occurred in the first half.
- DE **Robert Kennedy** finished with a career-best 10 tackles.
- P **Zachary Block**'s first four punts of the game went 58, 53, 56, and 50 yards. Block finished with an average of 45.7 yards on seven punts.

- WR **Darnell Mooney** and WR **Terren Encalade** each recorded a reception. The duo now have receptions in four straight games.
- NB **Richard Allen** earned his second fumble recovery of the season and third of his career after a Tulsa muffed punt in the opening minutes of the third quarter.
- Tulsa blocked a 41-yard field goal attempt by PK **Andrew DiRocco** to end the first half. It marked the first blocked field goal against Tulane since SMU in Dallas on Nov. 21, 2015.
- WR **Larry Dace** grabbed his first reception since the season opener at Wake Forest on Sept. 1.
- DT **Tanzel Smart** carried out the No. 18 Flag in honor of former Green Wave player **Devon Walker**.
- Game captains were Allen, Marbley, redshirt senior WR **Devon Breaux** and redshirt sophomore QB **Glen Cuiellette**.

Memphis

- Tulane held its opponent to a field goal or less in the first quarter four times through its first six games.
- A first-quarter sack on Memphis's opening drive was DE **Ade Aruna**'s second on the season and sixth of his career.
- In the first quarter, CB **Parry Nickerson** notched both a forced fumble and fumble recovery on the same play, resulting in his first on the season and third in his career in both categories.
- In just the first half, Nickerson matched his career high of three pass breakups, a record set at Wake Forest on Sept. 1.
- TE **Kendall Ardoin** notched his first touchdown of the year and the third of his career in the second quarter on a 20-yard pass, the longest reception of his career.
- The touchdown to Ardoin was the sixth career passing touchdown for QB **Glen Cuiellette**, who has now thrown touchdown passes in three straight games.
- Cuiellette scored his first career rushing touchdown on a two-yard carry with 0:47 left in the game.
- WR **Darnell Mooney** and WR **Terren Encalade** have receptions in three straight games.
- NT **Sean Wilson** recorded the first multi-sack game of his career with his second and third sacks of the season.
- NB **Richard Allen** grabbed his first career interception in the third quarter.
- LB **Rae Juan Marbley** tied a career high in tackles with six, dating back to the UConn game last November.
- P **Zachary Block** booted a career-long, 59-yard punt in the fourth quarter.
- LB **Nico Marley** forced his second fumble of the season and fifth of his career in the fourth quarter. The ball was recovered by Aruna for his second career fumble recovery.
- DT **Eldrick Washington** carried out the No. 18 Flag in honor of former Green Wave player **Devon Walker**.
- Game captains were Encalade, Wilson, redshirt senior OT **Todd Jacquet** and senior LB **Casey Spinelli**.

UMass

- Trailing 14-0, Tulane scored 24 unanswered points to eventually claim the 31-24 victory. It marked the biggest come-from-behind win for the Wave in the post-Katrina era, previously topping the 17-16 victory at Army, down 10-0, on Oct. 3, 2009.
- The Green Wave move to above .500 through the first five games of a season for the first time since 2013 and just the fourth time since the 2000 season (2000, 2003, 2013, 2016).
- With a 3-1 non-conference record, it marks the Wave's the first winning non-conference record since finishing 2-1 in 2004 and most non-conference wins since going 5-0 in 1998.
- Tulane's victory at UMass was their first win this season when trailing at half.



Green Wave Game Notes

- The win at UMass was the first road victory since a 34-31 triumph at Army on Nov. 14, 2015.

- Tulane recorded its longest scoring drive of the season in plays and time of possession, when PK **Andrew DiRocco** connected on a 22-yard field goal in the second quarter. Wave went 85 yards in 20 plays, spanning 8:32.

- RB **Dontrell Hilliard**'s first quarter 11-yard touchdown run was his fifth rushing touchdown of the season and 14th of his career.

- FS **Jarrod Franklin** recorded his second interception of his career and first of 2016 in the second quarter off a 28-yard pass in Tulane's own territory.

- On UMass' opening drive of the third quarter, DT **Tanzel Smart** recorded his first forced fumble of 2016 and the third of his career. Franklin then earned his first fumble recovery of the season and second of his career.

- QB **Glenn Cuiellette**'s 36-yard touchdown pass to WR **Terren Encalade** in the third quarter respectively marked a career long pass and reception for the duo. It also marked Cuiellette's fifth touchdown pass this season and Encalade's fourth touchdown reception.

- Encalade set a new career high in receiving yards with 125. Also tied his career high in receptions with seven – thus marking the second straight week with seven receptions.

- Tulane's third-quarter touchdown drive, which began from a forced fumble recovery, marked the fourth touchdown this season resulting from a defensive takeaway from the previous drive.

- RB **Lazedrick Thompson**'s 19-yard touchdown run in the third quarter marked his third rushing touchdown of the season and eighth of his career. The 19-yard carry also marked a new season long.

- The Green Wave went 3-for-4 on fourth down conversions, successfully achieving a conversion in each the first and second quarter. Tulane moves to 9-for-16 on fourth downs this season.

- WR **Chris Johnson** recorded his first career collegiate catch late in the fourth quarter, reeling in an 18-yard reception.

- RB **Josh Rounds**' 10-yard touchdown run in the fourth quarter was his fourth rushing touchdown of the season and fifth of his career. Also earned a season best in carries (16) and yardage (77).

- With rushing touchdowns from Rounds, Thompson and Hilliard, it marked the second time this season that trio all recorded a rushing touchdown in a game, previously achieving the feat against Southern on Sept. 10.

- WR **Darnell Mooney** tied his career high in receptions with three. Mooney netted three in the quadruple overtime victory over UL Lafayette.

- CB **Donnie Lewis, Jr.** carried out the No. 18 Flag in honor of former Green Wave player **Devon Walker**.

- Game captains were Hillard, senior NB **Richard Allen**, redshirt junior DE **Ade Aruna** and redshirt sophomore TE **Kendall Ardoin**.

UL Lafayette

- The game marked the first four-overtime game in program histories for both teams.

- It was the first overtime game ever played in Yulman Stadium.

It was the first overtime game this season and the first overtime game for Tulane since 38-31 loss in double overtime to Tulsa on Aug. 28, 2014.

- It was the first overtime win since topping East Carolina 36-33 in three overtimes on Oct. 12, 2013.

- Tulane scored all four of its touchdowns in the air after entering the game without a passing touchdown this season.

- The Green Wave tallied 11 tackles for loss in the game, hitting double-digits in the category for the first time since making 10 at Army in 2015.

- QB **Glen Cuiellette** threw four touchdown passes for the first time since **Jordy Joseph** completed the 2015 season with with four touchdown passes against Tulsa. Cuiellette had a career day throwing for 165 yards and four touchdowns.

- WR **Terren Encalade** was the first player to catch three touchdown passes in a game since **Roydell Williams** did so against UAB on Oct. 23, 2004.

- Encalade and Cuiellette combined for their first career touchdown, as the 34-yard pass was the first passing touchdown for Cuiellette and the catch was Encalade's first scoring catch.

- Encalade posted his first 100-yard receiving game with 103 yards. He also set career highs with three touchdown receptions, two of which came in overtime, and seven receptions.

- LB **Nico Marley** made 11 tackles in the game, reaching double figures in the category for the eighth time in his career. Marley's first-quarter sack was the third of the season. He has 6.5 in his career.

- DT **Tanzel Smart** finished the game with a career-best 10 tackles, his first game with double-digit tackles.

- DE **Peter Woullard** recovered the second fumble of his career, making it back-to-back games with a fumble recovery. Woullard made it back-to-back games with a sack, as well, and he has two in his career. He made the start at defensive end, the first start of his career.

- DE **Quinlan Carroll** finished with a career-high six tackles and made the first sack of his career in the second quarter, he made it the first multi-sack game of his career with another to start the fourth quarter.

- Tulane tallied four sacks (Marley, Carroll, Smart and Woullard) in the first half topping its previous single-game season high of three. The Green Wave entered the game with five sacks on the year and finished with five sacks in the game.

- PK **Andrew DiRocco** made a career-high four field goals, hitting a career-long 48-yarder to force a fourth overtime. He also connected from 22, 35 and 20 yards. DiRocco's four field goals was the first time a Tulane player has hit four since **Cairo Santos** made four against East Carolina on Oct. 12, 2013.

- Tulane allowed a blocked punt for the first time since the Army game in 2015 when P **Zachary Block**'s punt was blocked in the third quarter.

- NB **Richard Allen** recovered a fumble for the first time this season as he fell on a muffed punt in the third quarter.

- WR **Darnell Mooney** recorded his first collegiate stats as he had a four-yard rush in the second quarter and 19-yard reception in the fourth. He also scored the first touchdown of his career, grabbing 25-yard pass in the second overtime.

- CB **Parry Nickerson** made his second interception of the season in the second quarter.

- CB **Donnie Lewis, Jr.** finished with a career-best eight tackles. He made the first interception of his career in the second quarter, returning it 12 yards.

- QB **Johnathan Brantley** made his second-straight start at quarterback.

- Marley carried out the No. 18 Flag in honor of former Green Wave player **Devon Walker**.

- Game captains were Encalade, Smart, RT **John Leglue** and SS **Roderic Teamer**.

Navy

- Tulane held Navy scoreless in the first quarter, marking the second time this season (at Wake Forest) that the Green Wave have not allowed their opponent to score in the opening quarter.

- For the first time in his head coaching career, **Willie Fritz** lost a game when his team was +2 or better in turnover margin.

- LB **Nico Marley** notched the first game of his career with multiple sacks finishing with two against Navy for 13 yards lost. Marley's 14 tackles made it the seventh game of his career with 10+ tackles.

- RB **Josh Rounds** scored Tulane's first touchdown, totaling 52 yards on five carries on the scoring drive.

- DE **Peter Woullard** recorded his first career sack. He entered the game with one career tackle and finished the Navy game with five. Woullard's fourth quarter fumble recovery was the first of his career.

- FS **Jarrold Franklin** forced a fumble for the first time this season. On the same play, DE **Ade Aruna** recovered a fumble for the first time in his career.

- SS **Roderic Teamer** made a career-high eight tackles.
- CB **Donnie Lewis, Jr.**, tallied multiple pass breakups in a game for the second time in his career.

- QB **Johnathan Brantley**, NT **Braynon Edwards** and DT **Eldrick Washington** and DE **Quinlan Carroll** all made their first career starts.

- DT **Tanzel Smart** carried out the No. 18 Flag in honor of former Green Wave player **Devon Walker**.

- Game captains were seniors Marley, Rounds, redshirt senior LT **Todd Jacquet** and senior TE **Marshall Wadleigh**.

Southern

- The win over Southern marked Tulane's first victory in a home opener since defeating Jackson State, 34-7, on Aug. 31, 2013.

- The Green Wave have scored 30 or more points in three of its last five games with two resulting in wins – 34-31 at Army on Nov. 14, 2015 and 66-21 vs. Southern on Sept. 10, 2016.

- The last time Tulane scored 60+ points in a game was 63 against Louisiana Tech on Nov. 26, 1998.

- The last time Tulane scored 40+ points in a home opener was a 47-33 victory over Southeastern Louisiana on Sept. 3, 2011.

- Tulane's 66 points scored are the most in Yulman Stadium history, topping the 45 points scored by Tulane vs. UCF on Oct. 3, 2015 and the 45 points scored by Tulsa vs. Tulane on Nov. 17, 2015.

- Tulane's 437 total rushing yards mark the first time the Green Wave have rushed for more than 400 yards since totaling 407 against VMI on Sept. 29, 1973. The 437 yards rank as the third-highest, single-game total in program history.

- The one-yard, first-quarter touchdown run by RB **Dontrell Hilliard** marked the third-consecutive game in which Tulane scored on the opening drive.

- DT **Tanzel Smart**'s first-quarter fumble recovery was the second of his career with the other one coming at Georgia Tech on Sept. 12, 2015.

- LB **Nico Marley**'s first-quarter interception was the fourth of his career. Marley snared one interception in each of his first three seasons.

- Hilliard recorded the third multi-touchdown game of his career (two vs. Maine on Sept. 19, 2015 and two at Memphis on Oct. 31, 2015) and his first game with three touchdowns.

- Hilliard's 103 yards and QB **Johnathan Brantley**'s 119 yards rushing mark the first time two Tulane players ran for 100+ yards in a game since **Shaun King** (109) and **Toney Converse** (103) did so against BYU on Dec. 31, 1998. On the first play of his collegiate career, Brantley rushed for 63 yards.

- CB **Parry Nickerson**'s first-quarter interception was the seventh of his career. His 96-yard interception return for a touchdown was four yards short of the school record of 100 yards by **David Herbert** on Sept. 25, 1971. Herbert's return also went for a touchdown.

- The last time Tulane had an interception return for a touchdown was at Florida Atlantic on Nov. 2, 2013 on a 69-yard pick six by **Lorenzo Doss**.

- RB **Sherman Badie**'s first-quarter, 86-yard kickoff return for a touchdown was the first for Tulane since **Jeremy Williams** ran a kickoff back 88 yards for a touchdown vs. UTEP on Nov. 7, 2009. It was Badie's first kickoff return for a touchdown and the longest kickoff return of his career.

- RB **Lazedrick Thompson** recorded the first multi-touchdown game of his career after an 11-yard rushing score in the second quarter and a nin-yard run in the third.

- LB **Zachery Harris** made the first start of his career.

- Nickerson carried out the No. 18 Flag in honor of former Green Wave player **Devon Walker**.

- Game captains were seniors Thompson, CB **Richard Allen**, WR **Larry Dace III** and LB **Eric Thomas**.

Wake Forest

- Prior to the season starting, Tulane was the lone Division I program that did not have a quarterback on its roster who had not thrown a pass. QB **Glen Cuiellette** put that to rest in his first start, as the product from Mandeville went 12-for-23 for 134 yards. He also rushed 22 times for 54 yards.

- CB **Parry Nickerson** recorded a career-best three pass breakups.

- WR **Larry Dace III** notched a career-best four receptions for 38 yards.

- DT **Tanzel Smart** posted his second-consecutive game with multiple tackles for loss, as he notched 2.0 at Wake Forest. He had 2.0 against Tulsa in the 2015 season finale.

- The opening-drive score marked the second-consecutive game in which Tulane scored on the opening drive as the team notched a touchdown in the opening drive against Tulsa in the season finale last year.

- OG **Leeward Brown**, QB **Glen Cuiellette** and DT **Robert Kennedy** made their first career starts.

- Ten true freshmen in QB **Darius Bradwell**, S **Will Harper**, WR **Chris Johnson**, DB **Sean Harper**, DB **P.J. Hall**, LB **Lawrence Graham**, LB **Larry Bryant**, DS **Geron Eatherly**, WR **Darnell Mooney** and WR **D.J. Owens** made their collegiate debuts at Wake Forest. Brown also made his collegiate debut.

- TE **Marshall Wadleigh** carried out the No. 18 Flag in honor of former Green Wave player **Devon Walker**.

- Game captains were senior Marley, Smart, Taylor and senior WR **Devon Breaux**.

DID YOU KNOW:

- Junior linebacker **Nico Marley** is the son of **Rohan Marley** (former linebacker at Miami (Fla.)) and the grandson of the legendary reggae musician, **Bob Marley**.

- Redshirt junior wide receiver **Devon Breaux** is a two-sport athlete who earned national acclaim in 2014 as a member of the Green Wave's track & field team. Breaux became the first Tulane male track & field student-athlete to qualify for the NCAA Championships in the long jump after posting a mark of 7.56 meters during the NCAA East Regionals. He then notched a 7.44 meter jump at the NCAA Championships in the long jump to earn Honorable Mention All-America status.

- Redshirt sophomore wide receiver **Terren Encalade**'s brother, Terrell, plays defensive end at Nicholls after starting his collegiate career at Langston University in Oklahoma.

- Sophomore deep snapper **Aaron Golub**, who was rated a four-star recruit by RubioLongSnapping.com, is legally blind with no sight in his right eye and limited vision in his left.

- **Tristan Cooper**'s father, **Ron Sr.**, has been the head coach at Eastern Michigan (1993-94), Louisville (1995-97) and Alabama A&M (1998-2001). He is presently the assistant head coach at FIU serving as defensive coordinator and linebackers coach.



Green Wave Game Notes

Tulane in The American/NCAA Rankings

Category	Avg.	AAC	NCAA
Rushing Offense	236.4	4th	18th
Rushing Defense	153.1	5th	50th
Passing Offense	117.0	12th	126th
Passing Defense	200.2	2nd	29th
Total Offense	353.4	11th	112th
Total Defense	353.3	3rd	23rd
Scoring Offense	25.1	10th	91st
Scoring Defense	28.8	7th	69th
Passing Efficiency Offense	93.49	12th	128th
Passing Efficiency Defense	124.42	9th	51st
Net Punting	37.81	6th	54th
Punt Returns	3.08	11th	119th
Kickoff Returns	23.19	3rd	30th
Turnover Margin	0.80	1st	T-14th
Turnovers Gained	23	1st	T-3rd
Sacks	2.60	5th	T-42nd
Sacks Allowed	1.89	4th	30th
Tackles for Loss	7.2	4th	24th
Red Zone Offense	77.1	11th	109th
Red Zone Defense	91.4	10th	107th
Interceptions	10	5th	42nd
Fumbles Recovered	13	1st	T-1st
Time of Possession	32:56	4th	19th

Home-Away Breakdown

Category	HOME (2-3)	AWAY (1-4)
Points Per Game	33.8	17.0
Opponent Points Per Game	26.2	29.6
Rushing Yards Per Game	244.0	232.2
Opponent Rushing Yards Per Game	160.2	150.6
Passing Yards Per Game	89.5	129.6
Opponent Passing Yards Per Game	204.0	176.8
Passing (Comp-Att-Int-TD)	29-74-3-5	52-126-3-3
Opponent Passing (Comp-Att-Int-TD)	63-115-5-5	75-134-3-7
Total Offense Per Game	333.5	361.8
Opponent Total Offense Per Game	364.2	327.4
3rd-Down Conversions	11-54	29-90
Opponent 3rd-Down Conversions	25-70	29-69
4th-Down Conversions	7-11	8-29
Opponent 4th-Down Conversions	3-4	0-2
Sacks By-Yards	13-89	9-52
Opponent Sacks By-Yards	6-42	12-80
Red Zone Scores-Chances	16-18	8-14
Red Zone Touchdowns-Chances	11-18	7-14

Score by Quarters	1ST	2ND	3RD	4TH	OT	TOTAL
Tulane-HOME	28	41	24	17	25	135
Opponents-HOME	13	20	26	23	23	105
Tulane-AWAY	30	6	27	22	0	85
Opponents-AWAY	42	45	22	39	0	148

Green Wave Facts

Location New Orleans, La.
Enrollment 13,449 (Private)
Conference American Athletic Conference
Stadium Yulman Stadium
Capacity 30,000
President Michael A. Fitts
Director of Athletics Troy Dannen
Ticket Information 800-488-5252

Green Wave Social Network

Website:
 TulaneGreenWave.com

Twitter:
 @TulaneAthletics, @GreenWaveFB, @CoachWEFritz

Instagram:
 TulaneGreenWave, TulaneGreenWaveFootball

Facebook:
 TU Green Wave, Tulane Football

YouTube:
 TUGreenWave

TulaneGreenWave.com

The Official Site of Tulane Athletics

- The latest news, notes, statistics, schedules and results of Tulane Athletics
- Profiles and features on Tulane coaches and student-athletes
- Live audio broadcasts of Tulane football, basketball and baseball games
- Live streaming video of Tulane volleyball, basketball and baseball games
- On-line tickets for Green Wave athletic events
- Green Wave merchandise and Riptide Kids Club information

Tulane University

Founded in 1834

- Tulane is one of the most highly regarded and selective independent research universities in the United States and is a member of the prestigious Association of American Universities.
- According to *U.S. News and World Report*, Tulane is among the top national universities in the United States, ranked 41st among the best national universities and in the top 26 for its service learning programs. Tulane is also ranked the 38th best university by high school counselors and 33rd among the best colleges for veterans.
- OnlineU ranked Tulane 10th in their list of 2015 Top Online Colleges.
- Tulane is ranked 57 in *Kiplinger's* Personal Finance 2015 list of Best Values in Private Colleges.
- *Newsweek* ranked Tulane 19th among the country's 25 "most service-minded schools."
- Tulane is ranked by the Carnegie Foundation for the Advancement of Teaching as a university with "very high research activity." Of more than 4,300 higher educational institutions rated by the foundation, Tulane remains in a prestigious category that includes only two percent of universities nationwide.
- The A.B. Freeman School of Business is highly ranked by numerous business publications. *The Princeton Review* and *Entrepreneur* magazine rank the school 14th on its list of Top Graduate Programs for Entrepreneurs. *Forbes* magazine ranks it 52nd overall and 28th among private universities; London's *Financial Times* ranks its EMBA program 64th internationally and 22nd nationally, its MBA program 61st internationally and 35th nationally and its MFN program 30th internationally and 3rd nationally; *U.S. News and World Report* ranks its undergraduate program 43rd; *America Economia* ranks its MBA program 20th nationally and 30th internationally; *Bloomberg Businessweek* ranks the MBA program 35th nationally.

2016 American Athletic Conference Standings

Team	American W-L	Pct.	Overall W-L	Pct.	Home	Away	Neutral	Streak
West								
Navy	5-1	0.857	7-2	0.778	5-0	1-2	1-0	W2
Houston	5-2	0.714	8-2	0.800	5-0	2-2	1-0	W2
Tulsa	4-2	0.667	7-3	0.700	5-0	2-3	0-0	L1
Memphis	3-3	0.500	6-4	0.600	4-2	2-2	0-0	L1
SMU	3-3	0.500	5-5	0.500	2-2	3-3	0-0	W1
Tulane	0-6	0.000	3-7	0.300	2-3	1-4	0-0	L5
East								
Temple	5-1	0.857	7-3	0.700	5-1	2-2	0-0	W4
USF	5-1	0.857	8-2	0.800	5-1	3-1	0-0	W2
UCF	4-2	0.667	6-4	0.600	3-2	3-2	0-0	W2
Cincinnati	1-5	0.167	4-6	0.400	3-3	1-3	0-0	L3
East Carolina	1-5	0.167	3-7	0.300	3-2	0-5	0-0	L2
UConn	1-6	0.143	3-7	0.300	3-3	0-4	0-0	L4

Upcoming Games

Thursday, November 17

*Louisville at Houston, 7 p.m. [ESPN]

Series History: Tied, 8-8

Friday, November 18

*Memphis at Cincinnati, 7 p.m. [CBS Sports Network]

Series History: Memphis leads, 20-12

Saturday, November 19

UConn at Boston College, Noon [ACC Network Extra]

Series History: Boston College leads, 10-0-2

*Temple at Tulane, 2:30 p.m.

[American Sports Network/ESPN3]

Series History: Temple leads, 2-1

*Navy at East Carolina, 3 p.m. [ESPNNews]

Series History: Navy leads, 4-1

*USF at SMU, 6 p.m. [CBS Sports Network]

Series History: USF leads, 2-1

*Tulsa at UCF, 7 p.m. [ESPNNews]

Series History: Tulsa leads, 6-3

*American Athletic Conference Game
All Times Central

Record When Tulane...

	Under Fritz	2016
Plays at Night	2-3	2-3
Plays During the Day	1-4	1-4
Plays at Home	2-3	2-3
Plays on the Road	1-4	1-4
Plays at Neutral Site	0-0	0-0
Plays on Grass	0-0	0-0
Plays on Turf	3-7	3-7
Scores First	1-2	1-2
Opponent Scores First	2-5	2-5
Leads After First Quarter	1-2	1-2
Trails After First Quarter	2-4	2-4
Game is Tied After First Quarter	0-1	0-1
Leads at Halftime	1-0	1-0
Trails at Halftime	1-6	1-6
Game is Tied at Halftime	1-1	1-1
Leads After Third Quarter	1-2	1-2
Trails After Third Quarter	2-5	2-5
Game is Tied After Third Quarter	0-0	0-0
In Overtime	1-0	1-0
Scores 21 or More Points	3-2	3-2
Scores 20 or Less Points	0-5	0-5
Opponent Scores 21 or More Points	3-6	3-6
Opponent Scores 20 or Less Points	0-1	0-1
Victory Margin is 7 Points or Less	2-3	2-3
Victory Margin is 8-14 Points	0-2	0-2
Victory Margin is 15-20 Points	0-0	0-0
Victory Margin is 21+ Points	1-2	1-2
Amasses 350+ Total Yards	2-2	2-2
Holds Opponent to 350 or Less Yards	2-3	2-3
Commits Less than 3 TOs	3-5	3-5
Commits 3 or More TOs	0-2	0-2
Has Less TOs than Opponent	3-4	3-4
Has More TOs than Opponent	0-2	0-2
Has Equal TOs as Opponent	0-1	0-1
Has More First Downs than Opponent	2-4	2-4
Opponent Has More First Downs	1-3	1-3
Punts Less than 7 Times	2-3	2-3
Punts 7 or More Times	1-4	1-4
Player Runs for 100 or More Yards	2-2	2-2
Opponent Player Rushes for 100 or More Yards	0-3	0-3
Player Passes for 200 or More Yards	0-1	0-1
Opponent Player Passes for 200 or More Yards	2-3	2-3



Green Wave Game Notes



WILLIE FRITZ

Head Coach • First Season

Shawnee Mission, Kan.

Pittsburg State, 1983

Tulane University Director of Athletics **Troy Dannen** formally introduced **Willie Fritz** as the school's new football head coach on Dec. 15, 2015. Fritz became the 40th head football coach in the 121-year history of the Green Wave program.

With 193 career victories, Fritz entered the 2016 season ranked the fourth active winningest head coach among coaches in the Football Bowl Subdivision, tied with Kansas State's **Bill Snyder**.

Fritz brings 33 years of collegiate experience as a football student-athlete or coach to the Green Wave. He has led his teams to six combined conference championships (one at every level he has coached) and two bowl appearances. He was also twice named the national coach of the year, including the American Football Coaches Association Football Championship Subdivision (FCS) Coach of the Year in 2011 and the Liberty Mutual Coach of the Year in 2012.

Fritz, 55, came to Tulane from Georgia Southern where he spent two seasons and led the Eagles to a combined record of 17-7, a 2014 Sun Belt Conference (SBC) title and the school's first-ever NCAA postseason bowl game with their berth in the 2015 GoDaddy.com Bowl. Georgia Southern concluded the 2015 regular season with an 8-4 overall record, including a mark of 6-2 in conference play.

Fritz led the Eagles to a 9-3 overall record and a perfect mark of 8-0 in conference play during his first season at Georgia Southern in 2014, and was named the SBC Coach of the Year. However, the school's waiver claim to allow Georgia Southern to play in a bowl despite being in the second year of the NCAA's transition period was denied.

Prior to Georgia Southern, Fritz served as head coach at Sam Houston State from 2010-13. A proven winner with more than 30 years of coaching experience, Fritz joined the Eagles from Sam Houston State, where he led the team to back-to-back Southland Conference titles, NCAA FCS championship appearances in 2011 and 2012, and a third-straight playoff berth in 2013.

The Liberty Mutual Coach of the Year at the FCS level in 2012, Fritz was recognized nationally in 2011 as the American Football Coaches Association (AFCA) Coach of the Year. Honored as the AFCA Regional Coach of the Year in 2011 and 2012, Fritz was selected by the media and his peers in the Southland Conference as the league's Coach of the Year in 2011 after his team went a perfect 7-0 in conference play.

In 2011 and 2012, Sam Houston State posted the two highest single-season win totals in program history with marks of 14-1 (2011) and 11-4 (2012) and Bearkat players were showered with accolades. More than 50 earned All-Southland Conference honors under Fritz in the last four years, not including additional "Player of the Year," "Offensive Player of the Year," "Defensive Player of the Year," and "Newcomer of the Year" awards. All-America status from national coaching and media outlets were bestowed on 11 Sam Houston State

players during his tenure.

After a highly successful tenure at Blinn College, averaging nearly 10 wins a season during his four years there, Fritz left to revitalize a Central Missouri program and guided it to 11 winning seasons. The NCAA Division II program's ledger included two 10-win seasons with the 2001 Mule squad earning its first postseason trip in more than 30 years.

In 2002, Central Missouri made its first-ever appearance in the NCAA Division II playoffs and was the Mid-America Athletic Association (MIAA) co-champion a year later. A 97-47 mark in 13 seasons ranks Fritz as the winningest coach in the program's 118-year history. He was the only coach to ever win seven or more games in eight consecutive seasons and his victory total ranked him 15th among active Division II coaches at the time. In addition to his impressive 67.4 winning percentage with the Mules, Fritz coached his student-athletes to achieve their potential both on the field and in the classroom. More than 150 Mules were recognized with All-MIAA honors with 41 first-team selections and 24 All-Americans.

Under Fritz, Central Missouri recorded a graduation rate of 84 percent with 144 MIAA Commissioner's Academic Honor Roll recipients, 14 Academic All-Region and three Academic All-Americans.

Serving as a graduate assistant for the Bearkat program during the 1984 and 1985 seasons, Fritz earned a master's degree in kinesiology while Sam Houston State posted a 16-6 record and won the 1985 Gulf Star Conference championship. He returned to Huntsville in 1991 after spending two years at Coffeyville College in Kansas under legendary head coach **Dick Foster**, earning a promotion to defensive coordinator after one year. He stayed another two years to work for head coach **Skip Foster** and the Red Ravens.

Head coach **Ron Randleman** brought Fritz back to the state of Texas and Sam Houston State as secondary and special teams coach in 1991, instilling an attitude of excellence on special teams that would last more than a decade. The Bearkats' "block party" racked up 80 blocked punts, field goals and extra points beginning with Fritz in 1991 and lasting through 2004.

In Fritz's first year as a full-time assistant coach at Sam Houston State in 1991, the Bearkats won the Southland Conference. That league title and eight-win season launched SHSU to the program's second-ever appearance in the NCAA playoffs.

Fritz would leave Huntsville again, this time for an opportunity to be the head coach at Blinn College, where he would turn around a program that had only five wins in its previous three seasons.

From 1993-96, Fritz and the Buccaneers would rack up 39 victories against only five losses with a tie and claim two national junior college championships. He was inducted into the NJCAA Football Hall of Fame for the environment of success he created at Blinn.

One of seven children, Fritz is the son of the late **Harry Fritz**, who coached the Central Missouri football team in 1952 before continuing his career as the Executive Director at the National Association of Intercollegiate Athletics (NAIA) in Kansas City. The elder Fritz also served at several colleges and universities in administration as an athletics director.

Fritz played on two conference title teams and was a four-starter at defensive back for Coach Randleman at Pittsburg State and remained at his alma mater as a student assistant coach for his alma mater in 1982. Early coaching stops included a year at Shawnee Mission Northwest High School (Kansas) in 1983 and Willis High School (Texas) in 1986, with his return to Sam Houston State for graduate school in between those years.

Fritz and his wife **Susan** have three children, **Wesley, Lainie and Brooke**.

PERSONAL

Age: 55 (April 2, 1960)
Hometown: Shawnee Mission, Kansas
Wife: Susan
Children: Wesley, Lainie and Brooke

EDUCATION

Pittsburg State, 1983
Sam Houston State, Masters of Kinesiology, 1986

PLAYING EXPERIENCE

Pittsburg State, Defensive Back, 1978-81
Pittsburg State, Point Guard (Basketball), 1979-81

COACHING EXPERIENCE

1982, Pittsburg State (GA)
1983, Shawnee Mission NW HS (KS) (Asst.)
1984-85, Sam Houston State (GA)
1986, Willis HS (TX) (Asst.)
1987-90, Coffeyville CC (DC)
1991-92, Sam Houston State (DB/ST)
1993-96, Blinn College (HC)
1997-2009, Central Missouri (HC)
2010-13, Sam Houston State (HC)
2014-15, Georgia Southern (HC)
2016-Present, Tulane (HC)

POSTSEASON EXPERIENCE

2015 GoDaddy.com Bowl (Georgia Southern)*
2013 NCAA FCS Playoffs (Sam Houston State)
2012 NCAA FCS Championship game (Sam Houston State)
2011 NCAA FCS Championship game (Sam Houston State)
2002 NCAA Division II Playoffs (Central Missouri)
2001 Mineral Water Bowl (Central Missouri)
1996 NJCAA Championship Game (Blinn College)
1995 NJCAA Championship Game (Blinn College)
1994 Mineral Water Bowl (Blinn College)
1990 NJCAA Championship Game (Coffeyville Community Coll.)
1988 Jayhawk Bowl (Coffeyville Community College)
1987 Jayhawk Bowl (Coffeyville Community College)

AS A COLLEGE HEAD COACH

Year	School	Overall	Conf/Finish	Postseason
1993	Blinn College	6-3-1	3-2-1	
1994	Blinn College	9-2	5-1	L, Mineral Water Bowl
1995	Blinn College	12-0	6-0	W, NJCAA National Championship
1996	Blinn College	12-0	7-0	W, NJCAA National Championship
1997	Central Missouri	5-6	4-5/6th	
1998	Central Missouri	8-3	6-3/T-3rd	
1999	Central Missouri	7-4	5-4/4th	
2000	Central Missouri	7-4	5/4/T-4th	
2001	Central Missouri	10-2	7/2/2nd	W, Mineral Water Bowl
2002	Central Missouri	10-2	8-1/2nd	L, NCAA DII First Round
2003	Central Missouri	9-2	7-2/T-1st	
2004	Central Missouri	7-4	5-4/4th	
2005	Central Missouri	7-3	5-3/5th	
2006	Central Missouri	5-6	3-6/T-6th	
2007	Central Missouri	7-4	6-3/T-3rd	
2008	Central Missouri	7-4	5-4/T-4th	
2009	Central Missouri	8-3	6-3/T-2nd	
2010	Sam Houston State	6-5	4-3/T-3rd	
2011	Sam Houston State	14-1	7-0/1st	L, NCAA DI Championship
2012	Sam Houston State	11-4	6-1/T-1st	L, NCAA D1 Championship
2013	Sam Houston State	9-5	4-3/T-3rd	L, NCAA D1 Second Round
2014	Georgia Southern	9-3	8-0/1st	
2015	Georgia Southern	8-4	6-2/3rd	GoDaddy.com Bowl*
2016	Tulane	3-7	0-6	
TOTAL	24 Years (Overall)	196-81-1	.707	
	20 Years (NCAA)	157-76-0	.674	

*Led Georgia Southern to a berth in the GoDaddy.com bowl but did not coach in the game

Depth Chart vs. Temple

OFFENSE

WR (H)	5	Terren Encalade (6-0, 195, RSo.)
	83	Trey Scott (6-1, 215, Jr.)
WR (Z)	81	D.J. Owens (5-10, 195, Fr.)
	30	Tristan Cooper (5-11, 185, R.Jr.)
WR (X)	86	Darnell Mooney (6-1, 170, Fr.)
	85	Larry Dace III (5-9, 170, R.Sr.)
TE (Y)	22	Marshall Wadleigh (5-11, 205, Sr.)
	46	Sergio Medina (5-11, 225, R.Jr.)
LT	78	Todd Jacquet (6-6, 315, R.Sr.)
	74	Devon Johnson (6-5, 315, Fr.)
LG	75	Chris Taylor (6-3, 325, Sr.)
	71	Jason Stewart (6-5, 360, R.Jr.)
C	72	John Leglue (6-7, 298, RSo.)
	53	Keyshawn McLeod (6-4, 290, R.Fr.)
RG	73	Leeward Brown (6-4, 350, R.Fr.)
	58	Brian Webb (6-2, 295, R.Fr.)
RT	50	Tyler Johnson (6-3, 280, Fr.)
	79	Kenneth Santa Marina (6-6, 325, R.Jr.)
QB	14	Glen Cuiellette (6-0, 215, RSo.)
	1	Johnathan Brantley (6-1, 195, Fr.)
RB	26	Dontrell Hilliard (6-0, 200, Jr.)
	or 3	Sherman Badie (6-0, 200, R.Jr.)
	25	Josh Rounds (6-0, 205, R.Sr.)
	or 33	Lazedrick Thompson (5-11, 220, R.Sr.)

SPECIALISTS

PK	42	Andrew DiRocco (6-1, 185, Jr.)
	45	Randy Harvey (6-0, 195, So.)
P	49	Zachary Block (6-5, 190, So.)
	41	Enrique Carrasquero (5-11, 180, So.)
DS	60	Geron Eatherly (6-0, 215, Fr.)
	96	Aaron Golub (6-1, 200, Jr.)
HO	14	Glen Cuiellette (6-0, 215, RSo.)
	49	Zachary Block (6-5, 190, So.)
	or 5	Terren Encalade (6-0, 195, RSo.)
KOR	3	Sherman Badie (6-0, 200, R.Jr.)
	or 26	Dontrell Hilliard (6-0, 200, Jr.)
	7	Devin Glenn (5-7, 155, So.)
PR	3	Sherman Badie (6-0, 200, R.Jr.)
	or 26	Dontrell Hilliard (6-0, 200, Jr.)
	85	Larry Dace III (5-9, 170, R.Sr.)
	or 5	Terren Encalade (6-0, 195, RSo.)

DEFENSE

DE	90	Robert Kennedy (6-1, 265, RSo.)
	92	Daren Williams (6-3, 250, Jr.)
DT	77	Tanzel Smart (6-1, 305, Sr.)
	91	Eldrick Washington (6-2, 280, RSo.)
NT	94	Sean Wilson (6-4, 295, Jr.)
	65	Braynon Edwards (6-2, 350, RSo.)
DE	87	Ade Aruna (6-6, 265, R.Jr.)
	44	Luke Jackson (6-3, 240, R.Jr.)
MLB	2	Nico Marley (5-8, 200, Sr.)
	52	Eric Thomas (5-10, 240, Sr.)
WLB	40	Zachery Harris (6-0, 220, RSo.)
	56	Rae Juan Marbley (6-0, 240, Jr.)
NKL	19	Taris Shenall (6-0, 185, So.)
	23	Richard Allen (5-9, 175, Sr.)
CB	37	Thakarius Keyes (6-1, 185, Fr.)
	16	P.J. Hall (5-11, 190, Fr.)
CB	21	Donnie Lewis, Jr. (6-1, 185, RSo.)
	24	Eric Lewis (5-11, 190, Fr.)
FS	6	Jarrold Franklin (6-0, 205, R.Jr.)
	4	Will Harper (6-0, 205, Fr.)
SS	38	Roderic Teamer (6-0, 205, So.)
	12	Sean Harper (6-1, 200, Fr.)

CAREER STARTS

46	Nico Marley
40	Chris Taylor
34	Tanzel Smart
32	Parry Nickerson
27	Todd Jacquet
24	Jarrold Franklin
21	Sean Wilson, Ade Aruna
20	Dontrell Hilliard
19	Devon Breaux
17	Donnie Lewis, Jr., Terren Encalade
15	Eric Thomas
14	Kendall Ardoin
13	Richard Allen, Roderic Teamer
12	Charles Jones II, Sherman Badie
11	John Leglue
10	Leeward Brown
8	Glenn Cuiellette
7	Junior Diaz
6	Lazedrick Thompson, Kenneth Santa Marina, Darnell Mooney, Zachery Harris, Taris Shenall
5	Trey Scott, Larry Dace III, Robert Kennedy
4	Peter Woullard
3	Rae Juan Marbley, Chris Johnson
2	Johnathan Brantley, Tyler Johnson, John Washington
1	Daren Williams, William Townsend, Andrew Hicks, Quinlan Carroll, Braynon Edwards, Eldrick Washington, P.J. Hall

CONSECUTIVE STARTS

37	Chris Taylor
35	Nico Marley
34	Tanzel Smart
31	Parry Nickerson
22	Jarrold Franklin, Todd Jacquet
16	Ade Aruna
12	Dontrell Hilliard
10	Leeward Brown, John Leglue, Terren Encalade, Roderic Teamer

CAREER GAMES PLAYED

47	Nico Marley, Marshall Wadleigh
46	Eric Thomas, Tanzel Smart, Chris Taylor
45	Josh Rounds
44	Todd Jacquet
43	Devon Breaux
37	Lazedrick Thompson
35	Jarrold Franklin, Parry Nickerson
34	Richard Allen, Dontrell Hilliard, Andrew DiRocco
33	Rae Juan Marbley
32	Trey Scott, Sean Wilson
30	Sherman Badie, Larry Dace III, Ade Aruna
29	Jason Stewart, Daren Williams
28	Charles Jones II
26	Eldrick Washington
24	Quinlan Carroll, Terren Encalade
22	William Townsend, Luke Jackson, John Leglue, Taris Shenall
21	Sergio Medina, Roderic Teamer
20	Kendall Ardoin, Robert Kennedy
19	Donnie Lewis, Jr., Eric Bowie
17	Zachary Block, Tristan Cooper
16	Devin Glenn, Zachery Harris
15	Junior Diaz
14	Kenneth Santa Marina, Stephon Lofton
12	Devon Johnson, Andrew Hicks
11	Glenn Cuiellette
10	Leeward Brown, Larry Bryant, Geron Eatherly, P.J. Hall, Lawrence Graham, Will Harper, Darnell Mooney
9	Chris Johnson
8	Peter Woullard, Braynon Edwards, Sean Harper, John Washington
7	D.J. Owens, Sam Davis
6	Johnathan Brantley, Chase Napoleon
5	Thakarius Keyes
4	Eric Bell, Eric Lewis, Randy Harvey
3	Andrew Zuckerman, Tyler Johnson
2	Darius Bradwell, Aaron Golub, Tre Jackson, Keyshawn McLeod
1	Jared Bertrand, Reed Green, Miles Strickland, Brian Newman, Jacob Robertson, Jr.





Green Wave Game Notes

Yulman Stadium



Yulman Stadium, the crown jewel of the university's athletics complex, opened its doors for the first time in front of a capacity crowd on September 6, 2014 against Georgia Tech. Yulman Stadium marks the beginning of a renaissance of Tulane Athletics, bringing Green Wave football back to campus for the first time in nearly 40 years.

Tulane's new home field advantage came from the generosity of three couples in particular - **Richard Yulman** and his late wife **Janet, Gayle** and **Tom Benson** and **Jill** and **Avie Glazer**.

Richard Yulman, the retired chairman and owner of mattress manufacturing giant Serta International, donated \$15 million toward construction of this \$73 million facility. Yulman Stadium is named in honor of Richard, Janet and the Yulman family.

New Orleans Saints owner Tom Benson and his wife Gayle, a member of the Board of Tulane, donated \$7.5 million to Yulman Stadium. Benson Field, which will host the games of Yulman Stadium, is named in their honor.

Jill and Avie Glazer supported the stadium with a multi-million dollar gift. The Jill H. and Avram A. Glazer Family Club, the premium space in which to experience games at Yulman Stadium, is named in their honor.

Construction of Yulman Stadium began in January 2013. Gould Evans and Associates and Lee Ledbetter & Associates served as the project architects, while Woodward Design + Build LLC was the contractor.

Tulane football has been a part of the fabric of New Orleans since the Green Wave played its first season back in 1893. Generations experienced college football at the old Tulane Stadium from 1926-1974.

It is not hard to find a story about someone's experience at old Tulane Stadium. Boy Scouts selling programs, a record crowd of 86,598 watching the Green Wave defeat LSU in 1973, the annual Sugar Bowl and early Saints football, are all part of the story of Tulane Stadium.

Now in its third year, a new chapter continues to be written in a new home by a new (and old) generation of Green Wave fans.

Inside Yulman Stadium


Construction Began:	January 2013
First Game:	September 6, 2014 Tulane vs. Georgia Tech
Capacity:	30,000
Cost:	\$73 million
Architect:	Gould Evans and Associates and Lee Ledbetter & Associate
Contractor:	Woodward Design + Build LLC
Artificial Turf:	UBU Speed Series 5M
Field Size:	92,660 square feet
Steel:	2,200 tons



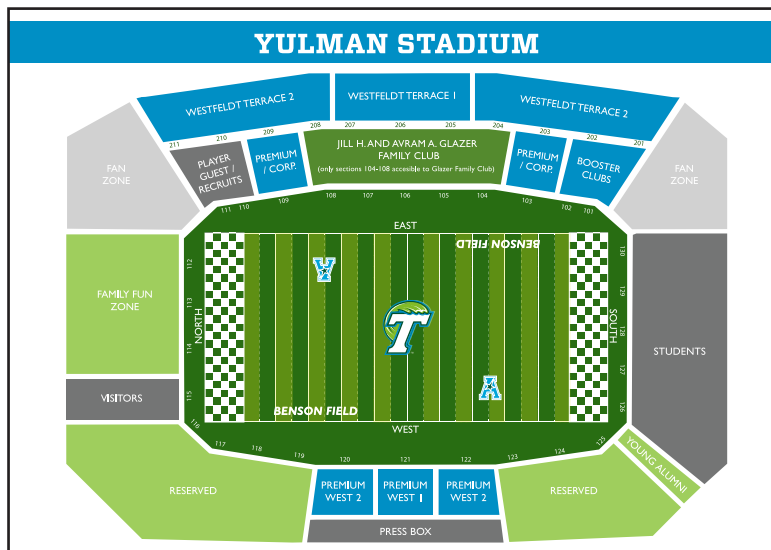
All-Time On Campus Home Record

	Wins	Losses	Ties
1893	1	2	
1894	0	3	
1895	3	0	
1896	2	0	
1898	1	0	
1899	0	3	1
1900	4	0	
1901	4	0	
1902	1	3	2
1903	2	2	1
1904	4	1	
1905	0	1	
1906	0	4	1
1907	3	2	
1908	6	0	
1909	4	2	2
1910	0	3	
1911	4	1	1
1912	5	1	
1913	2	3	
1914	3	1	1
1915	3	1	
1916	3	1	1
1917	3	1	1
1918	4	1	1
1919	3	2	
1920	4	1	
1921	3	4	
1922	4	1	
1923	6	0	
1924	6	1	
1925	5	0	1
1926	2	2	
1927	1	2	1
1928	4	2	1
1929	7	0	
1930	6	0	
1931	8	0	
1932	4	1	1
1933	4	2	
1934*	6	0	1
1935	6	3	
1936	5	1	1
1937	4	1	1
1938	6	1	1
1939*	7	1	1
1940	4	2	
1941	3	3	
1942	3	3	
1943	2	3	
1944	4	0	
1945	2	5	1
1946	3	4	
1947	2	3	2
1948	7	0	
1949	4	1	1
1950	4	2	1
1951	3	4	
1952	4	3	
1953	1	4	1
1954	0	3	3
1955	3	2	
1956	3	3	
1957	0	4	
1958	1	3	
1959	3	2	1
1960	1	2	1
1961	2	3	
1962	0	5	
1963	0	5	1
1964	2	2	
1965	2	3	
1966	3	1	1
1967	2	4	
1968	2	3	
1969	2	3	
1970	4	1	
1971	2	4	
1972	4	1	
1973	7	0	
1974	3	2	
(Tulane played its home games at the Superdome from 1975-2004; 2006-13)			
2014	2	4	
2015	2	4	
2016	2	3	
Total	261	165	34

*Includes Sugar Bowl played at Tulane Stadium



Tulane Stadium was the home to Tulane Football from 1926 until 1974. Built on an old plantation where sugar was first granulated, the original construction cost approximately \$300,000 and was made mostly from brick and concrete. As the site of the annual Sugar Bowl, Tulane Stadium was often informally referred to as "Sugar Bowl Stadium." After its expansion in the 1940's, Tulane Stadium became the largest football stadium in the south.





Green Wave Game Notes

Alphabetical Roster

No	Player	Pos	Ht	Wt	Cl./Exp	Hometown/High School/Previous School
23	Richard Allen	NB	5-9	175	Sr.-3L	Metairie, La./John Curtis Christian
89	Kendall Ardoin	TE	6-5	245	RS-So.-1L	Ville Platte, La./Ville Platte
87	Ade Aruna	DE	6-6	265	RS-Jr.-2L	Akure, Nigeria/La Lumiere (Ind.) School
3	Sherman Badie	RB	6-0	200	RS-Jr.-2L	Metairie, La./John Curtis Christian
29	Jared Bertrand	RB	5-6	180	So.-WO-SQ	Covington, La./Archbishop Hannan
49	Zachary Block	P/K	6-5	190	So.-1L	Clermont, Fla./East Ridge
55	Eric Bowie	LB	6-2	225	RS-So.-1L	Monroe, La./Ouachita Parish
11	Darius Bradwell	QB	6-1	220	Fr.-HS	Tallahassee, Fla./Godby
1	Johnathan Brantley	QB	6-1	195	Fr.-HS	Houston, Texas/C.E. King
8	Devon Breaux	WR	6-0	185	RS-Sr.-3L	Donaldsonville, La./Donaldsonville
73	Leeward Brown	OG	6-4	350	RS-Fr.-RS	Miami, Fla./Miramar
36	Larry Bryant	LB	6-1	200	Fr.-HS	Kennesaw, Ga./North Cobb
41	Enrique Carrasquero	P	5-11	180	WO-So.-SQ	Metairie, La./Rummell
54	Quinlan Carroll	DE	6-2	235	RS-Jr.-2L	Belle Chasse, La./Belle Chasse
30	Tristan Cooper	WR	5-11	185	RS-Jr.-2L	Tampa, Fla./Plant
14	Glen Cuiellette	QB	6-0	215	RS-So.-SQ	Mandeville, La./Mandeville
85	Larry Dace, III	WR	5-9	170	RS-Sr.-2L	New Orleans, La./St. Augustine
39	Sam Davis	S	5-10	185	WO-So.-1L	Overland Park, Kan./Blue Valley West
51	Junior Diaz	C	6-2	300	RS-So.-1L	Miami, Fla./Miami Central
42	Andrew DiRocco	K	6-1	185	Jr.-2L	Fort Lauderdale, Fla./ University School of Nova Southeastern
65	Braynon Edwards	DT	6-1	350	RS-So.-SQ	Miami, Fla./Gulliver Prep
5	Terren Encalade	WR	6-0	195	RS-So.-1L	East Pointe a la Hache, La./Belle Chasse
60	Geron Eatherly	DS	6-0	215	Fr.-HS	San Antonio, Texas/Tom C. Clark
34	Rocky Ferony	WR	6-2	170	Fr.-HS	Cedar Park, Texas/Cedar Park
59	Sterling Fitzwater	LB	5-10	205	RS-So.-HS	Fairmont, W.V./ New Mexico Military Institute
34	Jeremie Francis	CB	5-11	180	RS-Fr.-RS	New Orleans, La./Warren Easton
6	Jarrold Franklin	S	6-0	205	RS-Jr.-2L	Baton Rouge, La./Univ. Laboratory School
7	Devin Glenn	WR	5-7	155	So.-1L	New Orleans, La./Warren Easton
62	Merek Glover	PK	6-0	185	Fr.-HS	Long Island, N.Y./Friend's Academy
96	Aaron Golub	DS	6-1	200	WO-Jr.-1L	Newton, Mass./Newton South
35	Lawrence Graham	LB	5-10	225	Fr.-HS	Lauderhill, Fla./American Heritage School
82	Reed Green	WR	6-1	185	WO-So.-SQ	Meridian, Miss./West Lauderdale
16	P.J. Hall	DB	5-11	190	Fr.-HS	Hoover, Ala./Hoover
12	Sean Harper	DB	6-1	200	Fr.-HS	Fayetteville, Ga./Fayette County
4	Will Harper	S	6-0	205	Fr.-HS	Memphis, Tenn./Sandy Creek (Ga.)
40	Zachery Harris	LB	6-0	220	RS-So.-1L	New Orleans, La./Holy Cross
45	Randy Harvey	K	6-0	195	WO-So.-1L	Destrehan, La./Destrehan
27	John Helow	CB	5-9	170	Fr.-HS	Jacksonville, Fla./Bishop Kenny
80	Andrew Hicks	WR	6-3	220	So.-1L	Belle Chasse, La./Belle Chasse
26	Dontrell Hilliard	RB	6-0	200	Jr.-2L	Baton Rouge, La./Scotlandville
10	P.J. Hurst	QB	6-2	175	WO-Fr.-QB	Pacific Palisades, Calif./Palisades Charter
44	Luke Jackson	DE	6-3	240	RS-Jr.-1L	LaPlace, La./St. Charles Catholic
11	Tre Jackson	CB	5-9	180	Fr.-HS	Baton Rouge, La./ University Laboratory School
78	Todd Jacquet	OT	6-6	315	RS-Sr.-3L	New Orleans, La./Jesuit
9	Chris Johnson	WR	6-1	195	Fr.-HS	Baton Rouge, La./Scotlandville Magnet
74	Devon Johnson	OT	6-5	315	RS-So.-1L	Amite, La./Amite
50	Tyler Johnson	OL	6-3	280	Fr.-HS	Stone Mountain, Ga./Stephenson
84	Charles Jones, II	TE	6-4	255	Jr.-2L	New Orleans, La./St. Augustine
90	Robert Kennedy	DE	6-1	265	RS-So.-1L	Belle Chasse, La./Belle Chasse
37	Thakarius Keyes	DB	6-1	185	Fr.-HS	Laurel, Miss./Laurel
72	John Leglue	OT	6-7	315	RS-So.-1L	Alexandria, La./Holy Savior Menard Central
21	Donnie Lewis, Jr.	CB	6-1	185	RS-So.-1L	Baton Rouge, La./Central
24	Eric Lewis	DB	5-11	190	Fr.-HS	LaPlace, La./St. Charles Catholic

Numerical Roster

No	Player	Pos	Cl.
1.....	Johnathan Brantley	QB	Fr.
2.....	Nico Marley	LB	Sr.
3.....	Sherman Badie	RB	RJr.
4.....	Will Harper	S	Fr.
5.....	Terren Encalade	WR	RSO.
6.....	Jarrold Franklin	S	RJr.
7.....	Devin Glenn	WR	So.
8.....	Devon Breaux	WR	RSr.
9.....	Chris Johnson	WR	Fr.
10.....	P.J. Hurst	QB	Fr.
11.....	Darius Bradwell	QB	Fr.
11.....	Tre Jackson	CB	Fr.
12.....	Sean Harper	DB	Fr.
13.....	Brian Newman	WR	Jr.
13.....	William Townsend	TE	RJr.
14.....	Glen Cuiellette	QB	RSO.
15.....	Jacob Robertson, Jr.	WR	Fr.
16.....	P.J. Hall	DB	Fr.
17.....	Parry Nickerson	CB	RJr.
19.....	Taris Shenall	NB	So.
20.....	Chase Napoleon	DB	Fr.
21.....	Donnie Lewis, Jr.	CB	RSO.
22.....	Marshall Wadleigh	TE	Sr.
23.....	Richard Allen	NB	Sr.
24.....	Eric Lewis	DB	Fr.
25.....	Josh Rounds	RB	RSr.
26.....	Dontrell Hilliard	RB	Jr.
27.....	John Helow	CB	Fr.
28.....	Deion Rainey	DL	Fr.
29.....	Jared Bertrand	RB	So.
30.....	Tristan Cooper	WR	RJr.
31.....	Miles Strickland	RB	Fr.
32.....	Stephon Lofton	CB	RSO.
33.....	Lazedrick Thompson	RB	RSr.
34.....	Jeremie Francis	CB	RFr.
34.....	Rocky Ferony	WR	Fr.
35.....	Lawrence Graham	LB	Fr.
36.....	Larry Bryant	LB	Fr.
37.....	Thakarius Keyes	DB	Fr.
38.....	Roderic Teamer	S	So.
39.....	Sam Davis	S	So.
40.....	Zachery Harris	LB	RSO.
41.....	Enrique Carrasquero	P	So.
42.....	Andrew DiRocco	K	Jr.
43.....	Coby Neenan	K/P	Fr.
44.....	Luke Jackson	DE	RJr.
45.....	Randy Harvey	K	So.
46.....	Sergio Medina	TE	RJr.
47.....	Andrew Zuckerman	RB	Fr.
48.....	DeAndre Williams	DL	Fr.
49.....	Zachary Block	P/K	So.
50.....	Tyler Johnson	OL	Fr.
51.....	Junior Diaz	C	RSO.
52.....	Eric Thomas	LB	Sr.
53.....	Keyshawn McLeod	C	RFr.
54.....	Quinlan Carroll	DE	RJr.
55.....	Eric Bowie	LB	RSO.
56.....	Rae Juan Marbley	LB	Jr.
57.....	Peter Woullard	DE	RSO.
58.....	Brian Webb	OG	RFr.

Numerical Roster

No	Player	Pos	Cl.
59.....	Sterling Fitzwater	LB.....	RSo.
60.....	Geron Eatherly	DS.....	Fr.
62.....	Merek Glover	PK.....	Fr.
63.....	Casey Spinelli	LB.....	Sr.
65.....	Braynon Edwards	DT.....	RSo.
66.....	Phabion Woodard	OL.....	Fr.
71.....	Jason Stewart	OL.....	RJr.
72.....	John Leglue	OT.....	RSo.
73.....	Leeward Brown	OT.....	RFr.
74.....	Devon Johnson	OT.....	RSo.
75.....	Chris Taylor	OG.....	Sr.
77.....	Tanzel Smart	DT.....	Sr.
78.....	Todd Jacquet	OT.....	RSr.
79.....	Kenneth Santa Marina	OT.....	RJr.
80.....	Andrew Hicks	WR.....	So.
81.....	D.J. Owens	WR.....	Fr.
82.....	Reed Green	WR.....	So.
83.....	Trey Scott	WR.....	Jr.
84.....	Charles Jones, II	TE.....	Jr.
85.....	Larry Dace, III	WR.....	RSr.
86.....	Darnell Mooney	WR.....	Fr.
87.....	Ade Aruna	DE.....	RJr.
89.....	Kendall Ardoin	TE.....	RSo.
90.....	Robert Kennedy	DE.....	RSo.
91.....	Eldrick Washington	DT.....	RJr.
92.....	Daren Williams	DE.....	Jr.
93.....	John Washington	OL/TE.....	RFr.
94.....	Sean Wilson	DT.....	Jr.
95.....	Paul Staudinger	DT.....	Jr.
96.....	Aaron Golub	DS.....	Jr.

Alphabetical Roster

No	Player	Pos	Ht	Wt	Cl./Exp	Hometown/High School/Previous School
32	Stephon Lofton	CB	6-0	185	RS-So.-1L	New Orleans, La./Miller-McCoy Academy
56	Rae Juan Marbley	LB	6-0	240	Jr.-2L	Destrehan, La./Destrehan
2	Nico Marley	LB	5-8	200	Sr.-3L	Weston, Fla./Cypress Bay
53	Keyshawn McLeod	C	6-4	290	RS-Fr.-RS	Port Charlotte, Fla./Port Charlotte
46	Sergio Medina	TE	5-11	225	RS-Jr.-2L	Boutte, La./Hahnville
86	Darnell Mooney	WR	6-1	170	Fr.-HS	Gadsden, Ala./Gadsden City
20	Chase Napoleon	DB	5-11	200	Fr.-HS	Grand Prairie, Texas/South Grand Prairie
43	Coby Neenan	K/P	6-2	185	Fr.-HS	Dothan, Ala./Northview
13	Brian Newman	WR	5-9	180	Jr.-SQ	Houston, Texas/St. Pius X
17	Parry Nickerson	CB	6-0	175	RS-Jr.-2L	Algiers, La./West Jefferson
81	D.J. Owens	WR	5-10	195	Fr.-HS	Acworth, Ga./North Paulding
28	Deion Rainey	DL	6-2	270	Fr.-HS	Baton Rouge, La./ Southern University Lab School
15	Jacob Robertson, Jr.	WR	6-0	170	Fr.-HS	College Park, Ga./Woodward Academy
25	Josh Rounds	RB	6-0	205	RS-Sr.-3L	New Orleans, La./McMain
79	Kenneth Santa Marina	OT	6-6	325	RS-Jr.-1L	New Orleans, La./McDonogh 35
83	Trey Scott	WR	6-1	215	Jr.-2L	Powder Springs, Ga./McEachern
19	Taris Shenall	NB	6-0	185	So.-1L	Marrero, La./John Ehret
77	Tanzel Smart	DT	6-1	305	Sr.-3L	Baton Rouge, La./Scotlandville Magnet
63	Casey Spinelli	LB	5-10	192	WO-Sr.-SQ	Covington, La./St. Paul's School
95	Paul Staudinger	DT	6-6	221	WO-Jr.-SQ	Rye, N.Y./Rye
71	Jason Stewart	OG	6-5	360	RS-Jr.-2L	New Orleans, La./Warren Easton
31	Miles Strickland	RB	5-11	175	Fr.-HS	Madison, Ala./Bob Jones
75	Chris Taylor	OG	6-3	325	Sr.-3L	Baton Rouge, La./Zachary
38	Roderic Teamer	S	6-0	205	So.-1L	New Orleans, La./Brother Martin
52	Eric Thomas	LB	5-10	240	Sr.-3L	Meraux, La./John Curtis Christian School
33	Lazedrick Thompson	RB	5-10	220	RS-Sr.-3L	LaPlace, La./St. Charles Catholic
13	William Townsend	TE	6-0	230	RS-Jr.-2L	Miami, Fla./Miami Northland
22	Marshall Wadleigh	TE	5-11	205	WO-Sr.-3L	Pearl River, La./Northshore
91	Eldrick Washington	DT	6-2	280	RS-So.-2L	Harvey, La./Helen Cox
93	John Washington	OL/TE	6-2	290	RS-Fr.-RS	West Monroe, La./West Monroe
58	Brian Webb	OG	6-2	295	RS-Fr.-RS	New Orleans, La./Miller-McCoy Academy
92	Daren Williams	DE	6-3	250	Jr.-2L	Reserve, La./East St. John
48	De'Andre Williams	DL	6-3	270	Fr.-HS	Baton Rouge, La./Scotlandville Magnet
94	Sean Wilson	DT	6-4	295	Jr.-2L	Port Sulphur, La./South Plaquemines
66	Phabion Woodard	OL	6-4	245	Fr.-HS	Indianola, Miss./Gentry
57	Peter Woullard	DE	6-3	248	RS-So.-SQ	New Orleans, La./St. Augustine
47	Andrew Zuckerman	RB	5-8	185	Fr.-HS	Potomac, Md./Winston Churchill

Pronunciation Guide

ADE ARUNA ah-DAY uh-ROON-uh
 Kendall **ARDOIN** AR-dwayn
 Sherman **BADIE** BAY-dee
 Eric **BOWIE** BOO-we
 Glen **CUIELLETTE** coo-YET
 Junior **DIAZ** DEE-az
 Andrew **DIROCCO** de-ROK-oh
 Terren **ENCALADE** ON-cuh-lahd
GERON EATHERLY G-AIR-un Eh-THERE-ly
 Aaron **GOLUB** Gah-lub
 John **HELOW** HE-low
DONTRELL HILLIARD don-TREL HIL-yard
 Todd **JACQUET** JOK-ett

John **LEGLUE** luh-GLU
STEPHON Lofton stef-ON
RAE JUAN Marbley ray-ZHAN
THAKARIUS Keyes THACK-air-e-us
 Sergio **MEDINA** muh-DEEN-uh
 Coby **NEENAN** Knee-None
PARRY Nickerson PER-ee
 Casey **SPINELLI** spin-EL-ee
 Paul **STAUDINGER** STAW-den-jer
LAZEDRICK Thompson LUH-zed-rik
 Marshall **WADLEIGH** WAD-lee
ELDRICK Washington ELD-rick
 Peter **WOULLARD** WOOL-urd

Offensive Depth Chart Bios

QUARTERBACKS



14 • Glen Cuiellette
6-0 • 215 • RS-So.

- Played in 11 career games with eight starts.
- Completed 21-of-42 pass attempts at Houston on Nov. 12, setting a career career high of 241 yards. Also threw for two touchdowns.
- Went 5-of-21 for 68 yards with three interceptions at UCF on Nov. 5.
- Completed 13-of-26 passes for 164 yards and two touchdowns against SMU on Oct. 29, marking his second multi-touchdown game of the season. Both touchdowns were 24-yard completions to wide receiver Terren Encalade.
- Connected on 3-of-19 attempts at Tulsa on Oct. 22, accumulating just 37 yards.
- Completed 11-of-30 attempts for 144 yards and one touchdown in the 24-14 loss to Memphis on Oct. 14, throwing a touchdown pass for the third straight game. Also earned his first career rushing touchdown, along with garnering 35 yards on 18 carries.
- Recorded a career best 168 passing yards in the 31-24 win at UMass on Oct. 1, ultimately completing 11-of-20 pass attempts, including his longest touchdown pass of the season in a 36-yarder to Terren Encalade.
- Led the Green Wave to a 41-39 quadruple overtime victory over UL Lafayette on Sept. 24, completing three of his career high four touchdown passes in overtime, totaling a career best 165 yards. Also marked the first four touchdown performance since Jordy Joseph against Tulsa last season.
- Registered his first career start at Wake Forest on Sept. 1, completing 12-of-23 passes for 134 yards, including a 46-yard pass to Josh Rounds.
- Led the squad in rushing attempts (22) at Wake Forest, on Sept. 1, gaining 54 yards on the ground.
- Rushed five times for 20 yards and completed one of two pass attempts for five yards in the 66-21 win over Southern on Sept. 10.
- Played two snaps vs Navy on Sept. 17.

RUSHING	g	att	yards	td	long	avg/c	avg/g
2015	1	0	0	0	0	0.0	0.0
2016	10	111	185	1	25	1.7	18.5
TOTAL	11	111	185	1	25	1.7	16.8

PASSING	g	cmp-att-int	yards	td	long	pct	avg/p	avg/g	effic
2015	1	0-0-0	0	0	0	0.0	0.0	0.0	0.0
2016	10	87-206-7	1126	10	46	42.2	5.5	112.6	97.4
TOTAL	11	87-206-7	1126	10	46	42.2	5.5	102.4	97.4

TOTAL OFFENSE	g	rush	pass	total	avg/g
2015	1	0	0	0	0.0
2016	10	185	1126	1311	131.1
TOTAL	11	185	1126	1311	119.2

QUARTERBACKS



1 • Johnathan Brantley
6-1 • 195 • Fr.

- Played in six career games with two starts.
- Rushed three times for negative two yards vs SMU on Oct. 29.
- Carried the ball twice for a gain of seven yards at Tulsa on Oct. 22.
- Rushed three times for one yard at UMass on Oct. 1.
- Started against UL Lafayette on Sept. 24, completing 3-of-3 passes for 16 yards. Also rushed eight times for seven yards.
- Made his first career start vs Navy on Sept. 17, completing 3-of-12 passes for 21 yards. Brantley also rushed 10 times for 29 yards.
- Rushed the ball for 63 yards on his first play of his collegiate career vs Southern on Sept. 10.
- Finished with the most rushing yards (119 on 11 carries) and best rushing average (10.8) amongst the Green Wave in the 66-21 win over Southern on Sept. 10.

RUSHING	g	att	yards	td	long	avg/c	avg/g
2016	6	37	161	0	63	4.4	26.8
TOTAL	6	37	161	0	63	4.4	26.8

PASSING	g	cmp-att-int	yards	td	long	pct	avg/p	avg/g	effic
2016	6	7-20-0	44	0	12	35.0	2.2	7.3	53.5
TOTAL	6	7-20-0	44	0	12	35.0	2.2	7.3	53.5

TOTAL OFFENSE	g	rush	pass	total	avg/g
2016	6	161	44	205	34.2
TOTAL	6	161	44	205	34.2

RUNNING BACKS



26 • Dontrell Hilliard

6-0 • 200 • Jr. • 2L

- Played in 34 career games with 20 starts.
- Rushed 342 times for 1,835 yards with 18 touchdowns. Also recorded 62 receptions for 625 yards and two scores, while also returning 18 kickoffs for 278 yards.

- Carried the ball eight times for 13 yards while also reeling in one catch for 15 yards at Houston on Nov. 12.
- Rushed a team high 18 times for 84 yards, including a 14-yard touchdown run, at UCF on Nov. 5.
- Rushed for 100+ yards for the third time this season and for the second straight game vs SMU on Oct. 29, garnering 111 yards on the ground, including a season best 67-yard rush, with one touchdown. Also caught three passes for 35 yards, including a season long of 33 yards.
- Recorded a career day at Tulsa on Oct. 22, rushing for a career high 124 yards on 12 carries (10.3 avg). Also earned his fourth career multi-touchdown game with two scores, including one that was a 30-yard touchdown rush.
- Rushed eight times for 21 yards and caught one pass for 28 yards vs. Memphis on Oct. 14.
- Carried the ball a season high 22 times for 99 yards at UMass on Oct. 1, including an 11-yard touchdown rush.
- Led the team in carries (16) and yardage (49) vs UL Lafayette on Sept. 24, also reeling in one catch for 12 yards.
- Led the team in carries (16) and rushing yards (97) vs Navy, averaging 6.1 yards per carry on the night. Hilliard also scored for the second straight game, recording a 36-yard touchdown run.
- Recorded his third multi-touchdown game of his career vs Southern on Sept. 10, reaching the endzone a career high three times on his way to earning 103 yards on the ground on 10 attempts (10.3 avg).
- Made the start at Wake Forest on Sept. 1, rushing seven times for 36 yards, as his 5.1 yards per carry was the best Green Wave rushing average on the day.

RUSHING	g	att	yards	td	long	avg/c	avg/g
2014	12	97	452	3	45	4.7	37.7
2015	12	115	646	6	85	5.6	53.8
2016	10	130	737	9	67	5.7	73.7
TOTAL	34	342	1835	18	85	5.4	54.0

RECEIVING	g	rec	yards	td	long	rec/g	avg/c	avg/g
2014	12	30	244	1	63	2.5	8.1	20.3
2015	12	23	267	1	66	1.9	11.6	22.2
2016	10	9	114	0	33	0.9	12.7	11.4
TOTAL	34	62	625	2	66	1.8	10.1	18.4

RUNNING BACKS



3 • Sherman Badie

6-0 • 200 • RS-Jr. • 2L

- Played in 30 games with 11 starts.
- Rushed 229 times for 1,142 yards and six touchdowns. Has also hauled in 52 catches for 402 yards and one score and returned 29 kickoffs for 690 yards (23.8 avg) including one

touchdown.

- Carried four times for seven yards at Houston on Nov. 12. Also returned three kickoffs for 76 total yards and one punt for 23 yards.
 - Rushed 10 times for 47 yards, including a long of 14 yards, at UCF on Nov. 5.
 - Recorded six carries for 20 yards vs SMU on Oct. 29, including a nine-yard touchdown rush. Also hauled in one catch for 10 yards.
 - Returned to action at Tulsa on Oct. 22, logging four carries for four yards.
 - Returned a kickoff 86-yards for the touchdown vs Southern on Sept. 10, which led to Badie being named The American's Special Teams Player of the Week.
- The kickoff return touchdown was the first of his career and the longest return as well.
- Rushed five times for 40 yards vs Southern on Sept. 10.
 - Rushed seven times at Wake Forest on Sept. 1, for a net gain of 26 yards, with a bulk of the yardage gained from bursting out a 22-yard attempt.

RUSHING	g	att	yards	td	long	avg/c	avg/g
2014	12	121	688	3	90	5.7	57.3
2015	12	72	310	2	56	4.3	25.8
2016	6	36	144	1	22	4.0	24.0
TOTAL	30	229	1142	6	90	5.0	38.1

RECEIVING	g	rec	yards	td	long	rec/g	avg/c	avg/g
2014	12	24	108	1	13	2.0	4.5	9.0
2015	12	27	284	0	51	2.2	10.5	23.7
2016	6	1	10	0	10	0.2	10.0	1.7
TOTAL	30	52	402	1	51	1.7	7.7	13.4

RUNNING BACKS



25 • Josh Rounds

6-0 • 205 • RS-Sr. • 3L

- Played in 45 career games.
- Recorded 200 carries for 1,053 yards for six touchdowns to go along with 38 receptions for 274 yards. Also recorded 29 kickoff returns for 516 yards.

- Rushed eight times for 72 yards (9.0 avg), including a long of 24 yards, at Houston on Nov. 12. Also caught one pass for 15 yards.
- Rushed 13 times for 48 yards, including a long of 11 yards, at UCF on Nov. 5.
- Notched seven carries for 58 yards vs SMU on Oct. 29, including one rush for 44 yards.
- Posted a career day at Tulsa on Oct. 22 - achieving a career best 166 yards on 15 carries (11.1 avg), including a career long 84-yard rush. Also tacked on one touchdown. Rounds' 166 yards was the first 150+ yard rushing performance by a Green Wave player since Sherman Badie's 215 yards at Tulsa in Aug. of 2014.
- Rushed seven times for 33 yards, including a long of 11 yards, vs Memphis on Oct. 14. Also reeled in one catch for 10 yards.
- Carried the ball a season high 16 times for 77 yards at UMass on Oct. 1, including a 10-yard touchdown run.
- Averaged a team best 4.5 yards per carry vs UL Lafayette on Sept. 24, finishing with 10 carries for 45 yards.
- Scored for the second straight week, recording a 2-yard touchdown run in the second quarter vs Navy. Rounds capped an eight-play 75-yard drive in which he carried the ball five times for 52 yards. Overall, Rounds rushed 11 times for 75 yards.
- Recorded the first multi-touchdown game of his career with two vs Southern on Sept. 10. Also tied for the most rushing attempts (11) on his way to garnering 66 yards.
- At Wake Forest on Sept. 1, Rounds' lone reception was the biggest gain of the game, catching a 46-yard pass from Cuicillette. Rounds also rushed one time for three yards.

RUSHING	g	att	yards	td	long	avg/c	avg/g
2012	10	17	40	0	7	2.4	4.0
2013	13	49	163	0	20	3.3	12.5
2015	12	35	207	1	46	5.9	17.2
2016	10	99	643	5	84	6.5	64.3
TOTAL	45	200	1053	6	84	5.3	23.4

RECEIVING	g	rec	yards	td	long	rec/g	avg/c	avg/g
2012	10	14	78	0	21	1.4	5.6	7.8
2013	13	12	65	0	10	0.9	5.4	5.0
2015	12	8	61	0	16	0.7	7.6	5.1
2016	10	4	70	0	46	0.4	17.5	7.0
TOTAL	45	38	274	0	46	0.8	7.2	6.1

RUNNING BACKS



33 • Lazedrick Thompson

5-11 • 220 • RS-Sr. • 3L

- Played in 37 career games with six starts.
- Has 236 carries for 1,139 yards with nine touchdowns. Also has four receptions for 35 yards.
- Recorded the best yards per carry average at Houston on Nov. 12, logging two carries for 20 yards, including a long of 16 yards.

- Rushed nine times for 60 yards (6.7 avg), including a long of 26 yards, at UCF on Nov. 5.
- Had three carries for eight yards vs SMU on Oct. 29.
- Garnered 66 yards on seven carries (9.4 avg), including a season long 41-yard rush. Also earned a five-yard touchdown carry.
- Led the team with a season high 69 rushing yards on eight carries (8.6 avg) vs Memphis on Oct. 14, including a season long carry of 36 yards.
- Recorded the best rushing average at UMass on Oct. 1 with his 6.8 yards per carry. Carried eight times for 54 yards, including a 19-yard touchdown run.
- Recorded seven carries for 30 yards vs UL Lafayette on Sept. 24.
- Carried the ball six times for 20 yards vs Navy on Sept. 17.
- Earned the first multi-touchdown game of his career vs Southern on Sept. 10, recording touchdown runs of 11 and nine yards. In all, Thompson rushed four times for 28 yards on the night.

RUSHING	g	att	yards	td	long	avg/c	avg/g
2013	8	22	68	0	16	3.1	8.5
2014	11	109	533	4	48	4.9	48.5
2015	8	45	162	1	15	3.6	20.2
2016	10	60	376	4	41	6.3	37.6
TOTAL	37	236	1139	9	48	4.8	30.8

RECEIVING	g	rec	yards	td	long	rec/g	avg/c	avg/g
2013	8	1	31	0	31	0.1	31.0	3.9
2014	11	1	4	0	4	0.1	4.0	0.4
2015	8	0	0	0	0	0.0	0.0	0.0
2016	10	2	0	0	6	0.2	0.0	0.0
TOTAL	37	4	35	0	31	0.1	8.8	0.9

TIGHT ENDS



22 • Marshall Wadleigh

5-11 • 205 • Sr. • 3L

- Played in 47 career games.
- Rushed twice for 26 yards (13.0 avg) while returning two kickoffs for 12 yards (6.0 avg).
- Also owns 16 tackles (15 solo, 1 assist).
- Recorded his first tackle of the season, on special teams, vs SMU on Oct. 29.

RUSHING	g	att	yards	td	long	avg/c	avg/g
2013	13	0	0	0	0	0.0	0.0
2014	12	0	0	0	0	0.0	0.0
2015	12	2	26	0	24	13.0	2.2
2016	10	0	0	0	0	0.0	0.0
TOTAL	47	2	26	0	24	13.0	0.6

TACKLES	g	ua	a	total	tfl	pd	ff	fr	blk
2013	13	2	0	2	0.0-0	0	0	0	0
2014	12	2	1	3	0.0-0	0	0	0	0
2015	12	10	0	10	0.0-0	0	0	0	0
2016	10	1	0	1	0.0-0	0	0	0	0
TOTAL	47	15	1	16	0.0-0	0	0	0	0



46 • Sergio Medina

5-11 • 225 • RS-Jr. • 2L

- Played in 21 career games.
- Seen action vs Southern on Sept. 1, SMU on Oct. 29, at UCF on Nov. 5 and at Houston on Nov. 12.

TACKLES	g	ua	a	total	tfl	pd	ff	fr	blk
2013	13	2	3	5	0.5-1	1	0	0	0
2014	4	1	0	1	0.0-0	0	0	0	0
2016	4	0	0	0	0.0-0	0	0	0	0
TOTAL	21	3	3	6	0.5-1	1	0	0	0



89 • Kendall Ardoin

6-5 • 245 • RS-So. • 1L

- Played in 20 career games with 14 starts
- Recorded the longest catch of his career at Houston on Nov. 12, reeling in a 21-yard reception.
- Earned his seventh start of the season at UCF on Nov. 5.
- Reeled in his first touchdown of the season via a career long 20-yard reception - his lone catch of the game - vs Memphis on Oct. 14.
- Caught the two-point conversion that ultimately sealed the four-overtime, 41-39 win, vs UL Lafayette on Sept. 24.
- Reeled in one catch for seven yards vs Southern on Sept. 10.

RECEIVING	g	rec	yards	td	long	rec/g	avg/c	avg/g
2015	12	6	52	2	15	0.5	8.7	4.3
2016	8	3	48	1	21	0.4	16.0	6.0
TOTAL	20	9	100	3	21	0.4	11.1	5.0

WIDE RECEIVERS



86 • Darnell Mooney

6-1 • 170 • Fr.

- Played in 10 career games with six starts.
- Led the team in receptions (7) and receiving yards (63), both career highs, including a 21-yard touchdown catch, at Houston on Nov. 12.
- Caught two receptions for 23 yards, including one for 18 yards, at UCF on Nov. 5.
- Caught one pass for eight yards vs SMU on Oct. 29. Now has a reception in five straight games.
- Reeled in one reception for 19 yards at Tulsa on Oct. 22.
- Set a career high of four receptions, totaling 45 yards, vs Memphis on Oct. 14.
- Notched three receptions at UMass on Oct. 1, garnering 25 total yards.
- Had a breakout game in the 41-39, four-overtime victory over UL Lafayette on Sept. 24, recording his first three collegiate receptions and first career touchdown, which came in the second overtime via a 25-yard pass from Glen Cuiellette. Also recorded his first career rush attempt, carrying the ball four yards vs UL Lafayette.

RUSHING	g	att	yards	td	long	avg/c	avg/g
2016	10	3	18	0	8	6.0	1.8
TOTAL	10	3	18	0	8	6.0	1.8

RECEIVING	g	rec	yards	td	long	rec/g	avg/c	avg/g
2016	10	21	234	2	25	2.1	11.1	23.4
TOTAL	10	21	234	2	25	2.1	11.1	23.4



85 • Larry Dace III

5-9 • 170 • RS-Sr. • 2L

- Played in 30 career games with five starts.
- Has totaled 22 receptions for 255 yards and one touchdown.
- Played in all but the UMass game on Oct. 1 this season, including starts in the first three games.
- Tied his season high of four receptions at Houston on Nov 12, totaling 55 yards, including a long of 21 yards.
- Caught two passes for 22 yards, including one for 16 yards. Now has a reception in two straight games.
- Logged his first reception since the season opener at Tulsa on Oct. 22, earning one catch for 15 yards.
- Co-led the team with four receptions at Wake Forest on Sept. 1, resulting in 38 yards.

RECEIVING	g	rec	yards	td	long	rec/g	avg/c	avg/g
2013	1	0	0	0	0	0.0	0.0	0.0
2014	8	0	0	0	0	0.0	0.0	0.0
2015	12	11	125	1	27	0.9	11.4	10.4
2016	9	11	130	0	21	1.2	11.8	14.4
TOTAL	30	22	255	1	27	0.7	11.6	8.5

WIDE RECEIVERS



81 • D.J. Owens

5-10 • 195 • Fr.

- Played in seven career games.
- Made his first collegiate catch via a 28-yard touchdown reception at Houston on Nov. 12.

RECEIVING	g	rec	yards	td	long	rec/g	avg/c	avg/g
2016	7	1	28	1	28	0.1	28.0	4.0
TOTAL	7	1	28	1	28	0.1	28.0	4.0



30 • Tristan Cooper

5-11 • 185 • RS-Jr.

- Played in 17 career games.
- Competed in his first game of the season at Houston on Nov. 12, at the wide receiver position. Recorded his first career reception, good for three yards.

• Spent his first two seasons as a defensive back before transitioning to wide receiver this season.

RECEIVING	g	rec	yards	td	long	rec/g	avg/c	avg/g
2014	9	0	0	0	0	0.0	0.0	0.0
2015	7	0	0	0	0	0.0	0.0	0.0
2016	1	1	3	0	3	1.0	3.0	3.0
TOTAL	17	1	3	0	3	0.1	3.0	0.2



8 • Devon Breaux

6-0 • 185 • RS-Sr. • 3L

- Played in 42 career games with 19 starts.
- Owns 41 catches for 625 yards and five touchdowns. Also has 10 kickoff returns for 206 yards.

• Became the first Tulane male track and field student-athlete to qualify for the NCAA National Championships in the post-Katrina era and also captured the 2015 American Athletic Conference Championship in the Long Jump (7.45 meters).

- Returned one kickoff for 24 yards at Tulsa on Oct. 22.
- Returned three kickoffs for a total of 53 yards, including a long of 22 yards, against Memphis on Oct. 14.
- Earned one catch for 16 yards vs UL Lafayette on Sept. 24.
- Caught one pass for five yards vs Navy on Sept. 17.
- Reeled in one catch for 17 yards on a 4th-and-10 play at Wake Forest on Sept. 1.

RECEIVING	g	rec	yards	td	long	rec/g	avg/c	avg/g
2013	11	6	101	2	42	0.5	16.8	9.2
2014	12	7	55	0	16	0.6	7.9	4.6
2015	11	25	431	3	76	2.3	17.2	39.2
2016	8	3	38	0	17	0.4	12.7	4.8
TOTAL	42	41	625	5	76	1.0	15.2	14.9

WIDE RECEIVERS



5 • Terren Encalade

6-0 • 195 • RS-So. • 1L

- Played in 24 career games with 18 starts.
- Has hauled in 57 receptions for 716 yards and rushed for 46 yards on four attempts.
- Notched five receptions for 41 yards, including a long of 19 yards, at Houston on Nov. 12.

• Caught one pass for 20 yards at UCF on Nov. 5. Now has a reception in six straight games.

• Registered four catches for 75 yards, including two 24-yard touchdown receptions, vs SMU on Oct. 29. It marked his second multi-touchdown performance of the season.

• Logged just one catch for three yards at Tulsa on Oct. 22.

• Led the team in receiving yards with 47 on three receptions vs Memphis on Oct. 14, including a long of 27 yards.

• With 103 receiving yards vs ULL on Sept. 24 and 125 yards at UMass on Oct. 1, Encalade became the first Tulane receiver since Ryan Grant in 2012 to net back-to-back 100+ yard receiving games.

• Set a new career high with 125 receiving yards at UMass on Oct. 1, where he also tied his career high of seven receptions. Also recorded a 36-yard touchdown reception, marking the longest touchdown catch of his career.

• Recorded a career best seven receptions for 103 yards with a career high three touchdowns - with two coming in overtime - in the 41-39 quadruple overtime win vs UL Lafayette on Sept. 24.

• Encalade's three touchdown receptions vs UL Lafayette on Sept. 24 marked the first time since Roydell Williams caught three TD's against UAB on Oct. 23, 2004.

• Recorded his first career rush attempts vs Navy on Sept. 17, notching two carries for 23 yards.

• Had one of two total Tulane receptions (five yards) in 66-21 win over Southern on Sept. 10.

• Tied Dace for the most receptions in the opener at Wake Forest on Sept 1 with four, equating to 19 total yards.

RUSHING	g	att	yards	td	long	avg/c	avg/g
2014	12	0	0	0	0	0.0	0.0
2015	2	0	0	0	0	0.0	0.0
2016	10	4	46	0	16	11.5	4.6
TOTAL	24	4	46	0	16	11.5	1.9

RECEIVING	g	rec	yards	td	long	rec/g	avg/c	avg/g
2014	12	20	235	0	35	1.7	11.8	19.6
2015	2	4	43	0	20	2.0	10.8	21.5
2016	10	33	438	6	38	3.3	13.3	43.8
TOTAL	24	57	716	6	38	2.4	12.6	29.8



83 • Trey Scott

6-1 • 215 • Jr.

- Played in 32 career games, including nine this season.
- Boasts 30 career receptions for 310 yards.

• Notched his first two receptions of the season vs SMU on Oct. 29, with a pair of seven-yard catches for 14 yards.

• Recorded one carry for seven yards vs Southern on Sept. 10.

RUSHING	g	att	yards	td	long	avg/c	avg/g
2014	12	0	0	0	0	0.0	0.0
2015	11	0	0	0	0	0.0	0.0
2016	9	2	7	0	7	3.5	0.8
TOTAL	32	2	7	0	7	3.5	0.2

RECEIVING	g	rec	yards	td	long	rec/g	avg/c	avg/g
2014	12	10	91	0	19	0.8	9.1	7.6
2015	11	18	205	0	35	1.6	11.4	18.6
2016	9	2	14	0	7	0.2	7.0	1.6
TOTAL	32	30	310	0	35	0.9	10.3	9.7

LEFT TACKLES



78 • Todd Jacquet

6-6 • 315 • RS-Sr. • 3L

- Played in 44 career games with 27 starts.
- Started in all 10 games this season, extending his starting streak to 22 games.
- Made the start at right tackle at Houston on Nov. 12.
- Made the start at right guard vs Navy on Sept. 17.



74 • Devon Johnson

6-5 • 315 • RS-So. • 1L

- Played in 12 career games.
- Made his 2016 debut in 66-21 win over Southern on Sept. 10.


LEFT GUARDS



75 • Chris Taylor

6-3 • 325 • Sr. • 3L

- Has played in 46 career games with 40 starts.
- Started in all 10 games this season, extending his starting streak to 37 straight games, which marks the longest on the team.
- Started at left tackle vs Navy on Sept. 17.



71 • Jason Stewart

6-5 • 360 • RS-Jr. • 2L

- Played in 29 career games.
- Made appearances at Houston on Nov. 12, at UCF on Nov. 5, vs SMU on Oct. 29, Memphis on Oct. 14 and Southern on Sept. 10.

CENTERS



72 • John Leglue

6-7 • 315 • RS-So. • 1L

- Played in 22 career games with 11 starts, including 14 games with four starts at right tackle.
- Started at center vs UL Lafayette on Sept. 24 and has been the mainstay at the position since.



53 • Keyshawn McLeod

6-4 • 290 • RS-Fr.

- Played in two career games.
- Made his 2016 debut in 66-21 win over Southern on Sept. 10
- Also appeared vs Navy on Sept. 17.

RIGHT GUARDS



73 • Leeward Brown

6-4 • 350 • RS-Fr.

- Played in 10 career games with 10 starts, all this season.
- Started at left guard vs Navy on Sept. 17.



58 • Brian Webb

6-2 • 295 • RS-Fr.

- Has not played in 2016.

RIGHT TACKLES



50 • Tyler Johnson
6-3 • 280 • Fr.

- Played in three career games with two starts.
- Started at left tackle at Houston on Nov. 12.
- Made his Green Wave debut vs Navy on Sept. 17.
- Got the start in the tight end position vs. SMU on Oct. 29.




79 • Kenneth Santa Marina
6-6 • 325 • RS-Jr. • 1L

- Played in 14 career games with six starts, including eight games at right guard.
- Made his first career start at right tackle vs UL Lafayette on Sept. 24 and has started at right tackle every week since.

Defensive Depth Chart Bios

DEFENSIVE ENDS



90 • Robert Kennedy
6-1 • 265 • RS-So. • 1L

- Played in 20 career games with five starts.
- Boasts 27 career tackles, 3.0 tackles for a loss of nine yards and one sack.
- Notched four tackles, including one for a loss of a yard, at Houston on Nov. 12.

• Earned his first career forced fumble at UCF on Nov. 5, which set up Tulane's lone touchdown drive of the game. Also recorded one tackle.

- Started vs SMU on Oct. 29, recording three tackles.
- Recorded a career day at Tulsa on Oct. 22 with his first double-digit tackling performance (10). Also gathered his first career fumble recovery.
- Made his first collegiate start at Wake Forest on Sept. 1. Also started vs Southern on Sept. 10.
- Recorded three tackles at Wake Forest on Sept. 1 (2 solo), including an assisted tackle for loss.

TACKLES	g	ua	a	total	tfl	pd	ff	fr	blk
2015	12	4	2	6	1.0-6	0	0	0	0
2016	8	11	10	21	2.0-3	0	1	1	0
TOTAL	20	15	12	27	3.0-9	0	1	1	0

SACKS	g	ua	a	total	yards
2015	12	1	0	1.0	6
2016	8	0	0	0.0	0
TOTAL	20	1	0	1.0	6



92 • Daren Williams
6-3 • 250 • Jr. • 2L

- Has played in 29 career games with one start.
- Boasts 42 career tackles, including 5.0 tackles for loss of 30 yards and two sacks.
- Recorded one tackle at Houston on Nov. 12.

- Earned his first sack of the season at UCF on Nov. 5, and recorded 1.5 tackles for loss of 11 yards, thus finishing with two total tackles.
- Logged one tackle vs SMU on Oct. 29.
- Collected a season high of five tackles at Tulsa on Oct. 22.
- Notched four tackles in the win over UL Lafayette on Sept. 24.
- Recorded one tackle for a loss of two yards vs Southern on Sept. 10.

TACKLES	g	ua	a	total	tfl	pd	ff	fr	blk
2014	9	4	6	10	0.0-0	0	0	0	0
2015	11	6	12	18	2.0-17	0	0	0	0
2016	9	6	8	14	3.0-13	0	0	0	0
TOTAL	29	16	26	42	5.0-30	0	0	0	0

SACKS	g	ua	a	total	yards
2014	9	0	0	0.0	0
2015	11	0	2	1.0	15
2016	9	1	0	1.0	10
TOTAL	29	1	2	2.0	25

DEFENSIVE ENDS



87 • Ade Aruna

6-6 • 265 • RS-Jr. • 2L

- Played in 30 career games with 21 starts.
- Recorded 76 career tackles, 14.0 tackles for loss, 8.0 sacks, three forced fumbles and two fumble recoveries.
- Started in all 10 games this season.
- Logged two tackles, including one for a loss of two yards, at Houston on Nov. 12.
- Finished with four tackles at UCF on Nov. 5.
- Collected a career high eight tackles vs SMU on Oct. 29, including his first multi-sack game of his career (two sacks). Also totaled three tackles for loss of 14 yards.
- Earned four tackles at Tulsa on Oct. 22.
- Recorded his second sack of the season vs Memphis on Oct. 14, earning a total of two tackles for a loss of eight yards on the night. Also collected his second fumble recovery of the season to go along with his four total tackles.
- Tallied one tackle at UMass on Oct. 1, bringing his season total to 15.
- Recorded a season high five tackles vs UL Lafayette on Sept. 24.
- Tallied his first career fumble recovery vs Navy on Sept. 17, along with gathering three tackles, including one tackle for a loss of two yards.
- Earned his fifth career sack vs Southern on Sept. 10, resulting in his third career forced fumble, which led to a Tulane touchdown on ensuing drive.
- Collected four tackles at Wake Forest on Sept. 1.

TACKLES	g	ua	a	total	tfl	pd	ff	fr	blk
2014	8	6	1	7	1.0-4	0	1	0	0
2015	12	24	8	32	5.0-27	2	1	0	0
2016	10	22	15	37	8.0-36	0	1	2	0
TOTAL	30	52	24	76	14.0-67	2	3	2	0

SACKS	g	ua	a	total	yards
2014	8	1	0	1.0	4
2015	12	3	0	3.0	20
2016	10	4	0	4.0	29
TOTAL	30	8	0	8.0	53



44 • Luke Jackson

6-3 • 240 • RS-Jr. • 1L

- Played in 22 career games, including appearances in all 10 games this season.
- Finished with three tackles, including 0.5 tackle for a loss of one yard, at Houston on Nov. 12.
- Notched three tackles, including 1.5 tackles for loss of eight yards, at UCF on Nov. 5.
- Logged one solo tackle vs SMU on Oct. 29.
- Recorded a career best four tackles at Tulsa on Oct. 22, including two for a loss of five yards. Also earned his first career sack.
- Earned a tackle at UMass on Oct. 1.
- Notched a tackle vs UL Lafayette on Sept. 24.

TACKLES	g	ua	a	total	tfl	pd	ff	fr	blk
2015	12	2	1	3	1.0-3	0	0	0	0
2016	10	10	4	14	4.0-14	0	0	0	0
TOTAL	22	12	5	17	5.0-17	0	0	0	0

SACKS	g	ua	a	total	yards
2015	12	0	0	0.0	0
2016	10	1	0	1.0	3
TOTAL	22	1	0	1.0	3

DEFENSIVE TACKLES



77 • Tanel Smart

6-1 • 305 • Sr. • 3L

- Played in 46 career games with 34 starts.
- Recorded 179 career tackles with 35.5 tackles for loss, 8.5 career sacks, three forced fumbles and two fumble recoveries.
- Boasted a team high 3.5 tackles for a loss of 22 yards, including 1.5 sacks (loss of 17 yards), before finishing with seven total tackles at Houston on Nov. 12.
- Co-led the team with seven total tackles, including 0.5 tackle for loss, at UCF on Nov. 5.
- Logged two solo tackles, including one for a loss of one yard, vs SMU on Oct. 29.
- Earned eight tackles, including 1.5 tackles for a loss of five yards at Tulsa on Oct. 22.
- Led the team in tackles with seven, including one for a loss of five yards, vs. Memphis on Oct. 14.
- Recorded a sack and forced fumble in the third quarter at UMass on Oct. 1, which led to a Tulane touchdown just two plays later. Finished with four tackles in the 31-24 victory.
- Earned a career high 10 tackles vs UL Lafayette on Sept. 24, including his sixth career sack (second of the season).
- Collected six tackles vs Navy on Sept. 17.
- Garnered his second career fumble recovery vs Southern on Sept. 10 which resulted in a touchdown drive in the ensuing offensive series.
- Earned the lone sack (loss of three yards) for the Wave at Wake Forest on Sept. 1, on his way to garnering four tackles, including two for a loss of six yards.

TACKLES	g	ua	a	total	tfl	pd	ff	fr	blk
2013	12	7	7	14	0.5-0	1	0	0	0
2014	12	21	26	47	6.5-32	1	1	0	0
2015	12	42	20	62	15.0-46	0	1	1	0
2016	10	26	30	56	13.5-53	0	1	1	0
TOTAL	46	96	83	179	35.5-131	2	3	2	0

SACKS	g	ua	a	total	yards
2013	12	0	0	0.0	0
2014	12	2	0	2.0	18
2015	12	2	0	2.0	13
2016	10	4	1	4.5	27
TOTAL	46	8	1	8.5	58



91 • Eldrick Washington

6-2 • 280 • RS-So. • 2L

- Played in 26 career games, accumulating 29 career tackles, 6.5 tackles for loss and four sacks.
- Made appearances in all 10 games this season, including his first career start vs Navy on Sept. 17.
- Recorded his best game of the season at Houston on Nov. 12, earning six tackles, including his second sack on the year. Ultimately finished with two tackles for loss of 10 yards.
- Recorded one tackle at Tulsa on Oct. 22.
- Notched one tackle vs SMU on Oct. 29.
- Collected one solo tackle vs Memphis on Oct. 14.
- Earned his first sack of the season at UMass on Oct. 1, forcing a loss of seven yards.
- Earned four tackles vs UL Lafayette on Sept. 24.
- Recorded three tackles vs Southern on Sept. 10, including one tackle for a loss of three yards.

TACKLES	g	ua	a	total	tfl	pd	ff	fr	blk
2013	1	0	2	2	0.5-1	0	0	0	0
2014	9	2	0	2	1.0-10	0	0	0	0
2015	6	6	2	8	1.0-5	1	0	0	0
2016	10	10	7	17	4.0-20	0	0	0	0
TOTAL	26	18	11	29	6.5-36	1	0	0	0

SACKS	g	ua	a	total	yards
2013	1	0	0	0.0	0
2014	9	1	0	1.0	10
2015	6	1	0	1.0	5
2016	10	2	0	2.0	14
TOTAL	26	4	0	4.0	29

NOSE TACKLES



94 • Sean Wilson

6-4 • 295 • Jr. • 2L

- Played in 32 career games with 21 starts.
- Owns 79 career tackles to his name, including six sacks.
- Played in all 10 games this season, including starts in the last six games.

- Notched one tackle at Houston on Nov. 12.
- Collected three tackles at UCF on Nov. 5.
- Logged three tackles at Tulsa on Oct. 22.
- Recorded his first multi-sack game of his career with two against Memphis on Oct. 14, totaling a loss of 14 yards. Wilson finished with four total tackles on the night.
- Picked up three tackles at UMass on Oct. 1, including one for a loss of four yards.
- Earned a season best five tackles vs UL Lafayette, including his first sack of the season.
- Collected two tackles at Wake Forest on Sept. 1.

TACKLES	g	ua	a	total	tfl	pd	ff	fr	blk
2014	12	16	13	29	2.5-6	1	0	0	0
2015	10	21	8	29	6.0-17	1	0	0	0
2016	10	8	13	21	4.0-22	0	0	0	0
TOTAL	32	45	34	79	12.5-45	2	0	0	0

SACKS	g	ua	a	total	yards
2014	12	1	0	1.0	2
2015	10	2	0	2.0	13
2016	10	3	0	3.0	18
TOTAL	32	6	0	6.0	33



65 • Braynon Edwards

6-1 • 350 • RS-So.

- Played in eight career games, all this season.
- Got his first career start vs Navy on Sept. 17.
- Recorded his first career tackle at Tulsa on Oct. 22.

TACKLES	g	ua	a	total	tfl	pd	ff	fr	blk
2016	8	0	1	1	0.0-0	0	0	0	0
TOTAL	8	0	1	1	0.0-0	0	0	0	0

MIDDLE LINEBACKERS



2 • Nico Marley

5-8 • 200 • Sr. • 3L

- Played in 47 career games with 46 starts.
- Boasts 307 career tackles (192 solo, 115 assists), including 48.5 tackles for loss, 6.5 sacks, four interceptions, five pass breakups, five forced fumbles and four fumble recoveries.

- Recorded nine tackles, including 2.5 tackles for loss of five yards, at Houston on Nov. 12.
- Logged five tackles at UCF on Nov. 5.
- Notched his ninth career double-digit tackle performance vs SMU on Oct. 29, earning 10 tackles, including a season best three tackles for loss of 11 yards.
- Earned seven tackles, including a 0.5 tackle for a loss of one yard, at Tulsa on Oct. 22.
- Forced his second fumble of the season vs Memphis on Oct. 14, where he also co-led the team in total tackles with seven.
- Tallied four tackles at UMass on Oct. 1.
- Led the team with double-digit tackles (11) for the second straight week vs ULL (9/24), including his third sack of the season and first forced fumble on the year. Marked his eighth career game with double-digit tackles.
- Led the team with 14 tackles vs Navy on Sept. 17, marking his seventh career game with 10+ tackles. Also recorded a career best two sacks for a total loss of 13 yards.
- Reeled in a first quarter interception vs Southern on Sept. 10, marking the fourth of his career. Marley has now snagged an interception in all four seasons.
- Ranked third on the team in tackles at Wake Forest on Sept. 1, collecting five, including one tackle for a loss of two yards.

TACKLES	g	ua	a	total	tfl	pd	ff	fr	blk
2013	13	37	30	67	10.0-43	3	1	2	0
2014	12	46	36	82	13.5-43	4	1	2	0
2015	12	62	20	82	13.0-47	1	1	0	0
2016	10	47	29	76	12.0-47	1	2	0	0
TOTAL	47	192	115	307	48.5-180	9	5	4	0

SACKS	g	ua	a	total	yards
2013	13	2	0	2.0	19
2014	12	0	1	0.5	2
2015	12	1	0	1.0	12
2016	10	3	0	3.0	23
TOTAL	47	6	1	6.5	56

INTERCEPTIONS	g	no.	yards	td	long	avg/r	avg/g
2013	13	1	30	0	30	30.0	2.3
2014	12	1	3	0	3	3.0	0.2
2015	12	1	7	0	7	7.0	0.6
2016	10	1	0	0	0	0.0	0.0
TOTAL	47	4	40	0	30	10.0	0.9

MIDDLE LINEBACKERS



52 • Eric Thomas

5-10 • 240 • Sr. • 3L

- Played in 46 career games with 15 starts.
- Boasts 119 career tackles, 2.5 sacks, 16.0 tackles for loss and two forced fumbles.
- Recorded one solo tackle at UCF on Nov. 5.
- Tallied two tackles including a 0.5 sack for a loss of three yards vs SMU on Oct. 29.
- Earned a 0.5 tackle for a loss of one yard at Tulsa on Oct. 22.
- Notched one tackle for loss against Memphis on Oct. 14.
- Logged one tackle at UMass on Oct. 1.
- Recorded four total tackles (three solo) vs Southern on Sept. 10.
- Season total of 10 tackles leads the Green Wave.
- Started at Wake Forest on Sept. 1, ranking second in total tackles with six.

TACKLES	g	ua	a	total	tfl	pd	ff	fr
2013	13	3	3	6	0.5-1	0	0	0
2014	12	19	11	30	6.0-27	2	1	0
2015	11	49	18	67	7.5-36	1	1	0
2016	10	8	8	16	2.0-5	0	0	0
TOTAL	46	79	40	119	16.0-69	3	2	0

SACKS	g	ua	a	total	yards
2013	13	0	0	0.0	0
2014	12	1	0	1.0	7
2015	11	1	0	1.0	7
2016	10	0	1	0.5	3
TOTAL	46	2	1	2.5	17

WEAKSIDE LINEBACKERS



40 • Zachery Harris

6-0 • 220 • So. • 1L

- Played in 16 career games with six starts.
- Recorded 54 career tackles.
- Led the team with a career high 10 tackles at Houston on Nov. 12, including one tackle for loss of three yards.
- Tallied three tackles, including 0.5 tackle for loss of 2 yards, at UCF on Nov. 5.
- Earned five tackles, including one for a loss of three yards, vs SMU on Oct. 29.
- Logged one tackle vs Memphis on Oct. 14.
- Led the team with a career high eight tackles at UMass on Oct. 1, which also marked his third straight start.
- Collected five tackles vs UL Lafayette on Sept. 24.
- Picked up his first career start vs Southern on Sept. 10, where he earned four tackles.

TACKLES	g	ua	a	total	tfl	pd	ff	fr	blk
2014	5	5	1	6	1.5-10	0	0	0	0
2015	3	8	4	12	0.0-0	0	0	0	0
2016	8	19	17	36	2.5-8	0	0	0	0
TOTAL	16	32	22	54	4.0-18	0	0	0	0



56 • Rae Juan Marbley

6-0 • 240 • Jr. • 2L

- Has played in 33 career games with three starts.
- Totaled 77 career tackles along with one interception.
- Started vs SMU on Oct. 29, but did not record a statistic.
- Posted a career day at Tulsa on Oct. 22, leading the team with a career best 11 tackles.
- Tied his then career high of six tackles vs Memphis on Oct. 14, last achieved vs UConn in Nov. of 2015. Also recorded one tackle for loss.
- Earned four tackles for the second straight week vs UL Lafayette on Sept. 24.
- Added four tackles to his season resume vs Navy on Sept. 17.
- Led the Wave with five solo tackles vs Southern on Sept. 10.
- Earned two tackles at Wake Forest on Sept. 1.

TACKLES	g	ua	a	total	tfl	pd	ff	fr	blk
2014	12	6	5	11	0.0-0	0	0	0	0
2015	12	29	5	34	0.0-0	1	0	0	0
2016	9	22	10	32	1.0-1	0	0	0	0
TOTAL	33	57	20	77	1.0-1	1	0	0	0

INTERCEPTIONS	g	no.	yards	td	long	avg/r	avg/g
2014	12	0	0	0	0	0.0	0.0
2015	12	1	31	0	31	31.0	2.6
2016	9	0	0	0	0	0.0	0.0
TOTAL	33	1	31	0	31	31.0	0.9

NICKLEBACKS



19 • Taris Shenall

6-0 • 185 • So. • 1L

- Played in 22 career games with six starts, including three at cornerback. Started at nickelback in week 8 at Tulsa and in weeks 10 and 11 at UCF and Houston, respectively.
- Boasts 38 career tackles and two career interceptions.
- Logged six tackles at Houston on Nov. 12.
- Recorded one solo tackle at UCF on Nov. 5.
- Earned a season best five tackles vs SMU on Oct. 29, along with his first interception of the year.
- Logged one tackle at Tulsa on Oct. 22.
- Has 25 career tackles and one interception to his credit.
- Tallied one tackle vs. Memphis on Oct. 14.
- Added two tackles vs UL Lafayette on Sept. 24.
- Recorded two tackles vs Navy on Sept. 17.
- Collected a season best four tackles vs Southern on Sept. 10, including one pass breakup.
- Earned one solo tackle at Wake Forest on Sept. 1.

TACKLES	g	ua	a	total	tfl	pd	ff	fr	blk
2015	12	12	3	15	0.0-0	2	0	0	0
2016	10	17	6	23	0.0-0	2	0	0	0
TOTAL	22	29	9	38	0.0-0	4	0	0	0

INTERCEPTIONS	g	no.	yards	td	long	avg/r	avg/g
2015	12	1	5	0	5	5.0	0.4
2016	10	1	23	0	23	23.0	2.3
TOTAL	22	2	28	0	23	14.0	1.3



23 • Richard Allen

5-9 • 175 • Sr. • 3L

- Played in 34 career games with 13 career starts.
- Boasts 59 career tackles, two forced fumbles, three fumble recoveries and one interception.
- Tallied one tackle at Houston on Nov. 12.
- Logged just one tackle vs SMU on Oct. 29.
- Starting at corner, Allen earned four tackles and a pass breakup to go along with his second fumble recovery of the season.
- Reeled in his first career interception vs. Memphis on Oct. 14, to go along with his three total tackles and one breakup.
- Notched a season high six tackles along with his second forced fumble of the season at UMass on Oct. 1.
- Recorded two tackles along with his first fumble recovery of the season in the win vs UL Lafayette on Sept. 24.
- Collected two tackles vs Navy on Sept. 17.
- Earned his first career forced fumble vs Southern on Sept. 10, saving a touchdown as he stripped Willie Quinn on the two-yard line as the ball rolled into the end zone resulting in a touchdown.
- Recorded five total tackles at Wake Forest on Sept. 1.

TACKLES	g	ua	a	total	tfl	pd	ff	fr	blk
2013	13	7	2	9	0.0-0	0	0	0	0
2014	7	3	2	5	0.0-0	0	0	0	0
2015	5	16	2	18	0.0-0	4	0	1	0
2016	9	22	5	27	0.0-0	3	2	2	0
TOTAL	34	48	11	59	0.0-0	7	2	3	0

INTERCEPTIONS	g	no.	yards	td	long	avg/r	avg/g
2013	13	0	0	0	0	0.0	0.0
2014	7	0	0	0	0	0.0	0.0
2015	5	0	0	0	0	0.0	0.0
2016	9	1	5	0	5	5.0	0.6
TOTAL	34	1	5	0	5	5.0	0.1

CORNERBACKS



37 • Thakarius Keyes

6-1 • 185 • Fr.

- Played in five career games.
- Earned one tackle and one pass breakup at Houston on Nov. 12.
- Recorded one solo tackle at UCF on Nov. 5.
- Produced a season best three tackles at Tulsa on Oct. 22.
- Made his Green Wave debut in 66-21 win over Southern on Sept. 10, recording his first career tackle.

TACKLES	g	ua	a	total	tfl	pd	ff	fr	blk
2016	5	4	2	6	0.0-0	1	0	0	0
TOTAL	5	4	2	6	0.0-0	1	0	0	0




16 • P.J. Hall

5-11 • 190 • Fr.

- Played in 10 career games.
- Recorded a solo tackle at Houston on Nov. 12.
- Notched his first career start vs SMU on Oct. 29 where he earned two tackles.
- Earned his first two collegiate tackles at Tulsa on Oct. 22.

TACKLES	g	ua	a	total	tfl	pd	ff	fr	blk
2016	10	2	3	5	0.0-0	0	0	0	0
TOTAL	10	2	3	5	0.0-0	0	0	0	0



17 • Parry Nickerson

6-0 • 175 • RS-Jr. • 2L

- Played in 35 career games with 32 starts.
- Logged 130 total tackles (104 solo, 26 assists), 6.0 tackles for loss, three forced fumbles, four fumble recoveries - including one for a touchdown - one blocked field goal, 22 pass breakups and nine interceptions - including one returned for a touchdown.
- Started at Houston on Nov. 12 but did not record a defensive statistic.
- Earned his second fumble recovery of the season at UCF on Nov. 5, which also set up Tulane's lone touchdown drive of the game. Also earned his third interception of the season and finished with a season high five tackles.
- Logged four solo tackles vs SMU on Oct. 29.
- Notched three tackles at Tulsa on Oct. 22.
- Recorded a forced fumble and recovery on the same play against Memphis on Oct. 14. Also tied his career high of three breakups. Finished with four tackles on the night.
- Logged two tackles and one pass breakup at UMass on Oct. 1.
- Earned his second interception of the season vs UL Lafayette on Sept. 24, returning it 37 yards to set up a Tulane field goal. Also netted three tackles.
- Netted three tackles and one pass breakup vs Navy on Sept. 17.
- Recorded his seventh career interception vs Southern on Sept. 10, returning it 96 yards for the touchdown - which marked a career first.
- Set a career high of three pass breakups at Wake Forest on Sept. 1.

TACKLES	g	ua	a	total	tfl	pd	ff	fr	blk
2013	1	5	2	7	0.0-0	0	1	0	0
2014	12	40	11	51	2.5-4	12	0	1	0
2015	12	41	5	46	3.5-4	8	1	1	1
2016	10	18	8	26	0.0-0	12	1	2	0
TOTAL	35	104	26	130	6.0-8	32	3	4	1

INTERCEPTIONS	g	no.	yards	td	long	avg/r	avg/g
2013	1	0	0	0	0	0.0	0.0
2014	12	6	24	0	12	4.0	2.0
2015	12	0	0	0	0	0.0	0.0
2016	10	3	133	1	96	44.3	13.3
TOTAL	35	9	157	1	96	17.4	4.5

CORNERBACKS



21 • Donnie Lewis, Jr.
6-1 • 185 • RS-So. • 1L

- Played in 19 career games with 17 starts.
- Boasts 60 career tackles and two career interceptions.
- Picked up his second career interception at Houston on Nov. 12, along with his first career sack. Also tallied one pass breakup

and three tackles.

• Recorded three total tackles, including one for a loss of two yards, and one pass breakup at UCF on Nov. 5.

• Logged two tackles vs. Memphis on Oct. 14.

• Tallied four tackles and one pass break up at UMass on Oct. 1.

• Achieved a career high eight tackles vs UL Lafayette on Sept. 24, also picking up his first career interception in which he returned 12 yards. Also tied his career high of 2 PBU's for the second straight week.

• Collected five tackles vs Navy on Sept. 17. Also tied his career best of two pass breakups.

• Earned two tackles again vs Southern on Sept. 10.

• Netted two total tackles at Wake Forest on Sept. 1, including a 0.5 tackle for a loss of one yard.

INTERCEPTIONS	g	no.	yards	td	long	avg/r	avg/g
2015	11	0	0	0	0	0.0	0.0
2016	8	2	14	0	12	7.0	1.8
TOTAL	19	2	14	0	12	7.0	0.7

TACKLES	g	ua	a	total	tfl	pd	ff	fr	blk
2015	11	26	4	30	0.0-0	3	0	0	0
2016	8	23	7	30	2.0-3	9	0	0	0
TOTAL	19	49	11	60	2.0-3	12	0	0	0

SACKS	g	ua	a	total	yards
2015	11	0	0	0.0	0
2016	8	0	1	0.5	0
TOTAL	19	0	1	0.5	0



24 • Eric Lewis
5-11 • 190 • Fr.

- Played in four games this season.
- Has yet to record a statistic.

FREE SAFETIES



6 • Jarrod Franklin
6-0 • 205 • RS-Jr. • 2L

- Played in 35 career games with 24 starts.

• Has 165 career tackles (107 solo, 58 assists), including 3.5 sacks, 8.0 tackles for loss, two fumble recoveries, two forced fumbles, four pass breakups and two interceptions.

• Recorded his first sack of the season, for a loss of five yards, at Houston on Nov. 12, finishing with six total tackles.

• Co-led the team with seven tackles at UCF on Nov. 5.

• Earned a career high 11 tackles vs SMU on Oct. 29.

• Recorded nine tackles at Tulsa on Oct. 22.

• Logged five tackles and one pass breakup against Memphis on Oct. 14. Has now tallied five tackles or more in three straight games.

• Garnered two takeaways at UMass on Oct. 1, earning both his first interception and fumble recovery of the season, to go along with his five tackles.

• Added seven tackles to his name vs UL Lafayette on Sept. 24.

• Tallied his first forced fumble of the season, second in his career, vs Navy on Sept. 17, along with logging the second most tackles on the team with nine, which was one short of his career best.

• Recorded his first career punt block vs Southern on Sept. 10, resulting in a three-play touchdown drive on the ensuing series. Also added one tackle to his season total.

• Led the team in tackles with seven at Wake Forest on Sept. 1.

INTERCEPTIONS	g	no.	yards	td	long	avg/r	avg/g
2013	13	1	0	0	0	0.0	0.0
2015	12	0	0	0	0	0.0	0.0
2016	10	1	0	0	0	0.0	0.0
TOTAL	35	2	0	0	0	0.0	0.0

TACKLES	g	ua	a	total	tfl	pd	ff	fr	blk
2013	13	15	9	24	1.5-8	1	1	0	0
2015	12	55	19	74	5.0-28	3	0	1	0
2016	10	37	30	67	1.5-5	2	1	1	1
TOTAL	35	107	58	165	8.0-41	6	2	2	1

SACKS	g	ua	a	total	yards
2013	13	1	0	1.0	7
2015	12	1	1	1.5	18
2016	10	1	0	1.0	5
TOTAL	35	3	1	3.5	30



4 • Will Harper

- Played in 10 career games.

• Has 15 career tackles.

• Earned one solo tackle at UCF on Nov. 5.

• Recorded two tackles at Tulsa on Oct. 22.

• Tallied two tackles vs Memphis on Oct. 14.

• Logged one tackle at UMass on Sept. 11.

• Added three tackles to his resume vs UL Lafayette on Sept. 24.

• Collected a season high four tackles vs Southern on Sept. 10.

• Made his Green Wave debut at Wake Forest on Sept. 1, recording two tackles (1 solo).

TACKLES	g	ua	a	total	tfl	pd	ff	fr	blk
2016	10	9	6	15	0.0-0	0	0	0	0
TOTAL	10	9	6	15	0.0-0	0	0	0	0

STRONG SAFETIES



38 • Roderic Teamer

6-0 • 205 • So. • 1L

- Played in 21 career games with 14 starts.
- Boasts 68 career tackles, one sack and one interception.
- Recorded four tackles at Houston on Nov. 12.
- Logged four tackles at UCF on Nov. 5.

- Picked up his first career sack vs SMU on Oct. 29, dropping the QB for a loss of 10 yards. Also earned five total tackles.
- Recorded eight tackles at Tulsa on Oct. 22.
- Netted six tackles and one pass breakup vs. Memphis on Oct. 14.
- Tallied four tackles at UMass on Oct. 1.
- Collected six tackles vs UL Lafayette on Sept. 24.
- Achieved a career high eight tackles vs Navy on Sept. 17, including one tackle for a loss of five yards.
- Added one tackle to his season total in the 66-21 win over Southern on Sept. 10.
- Logged three solo tackles, including one tackle for a loss of two yards at Wake Forest on Sept. 1.

INTERCEPTIONS	g	no.	yards	td	long	avg/r	avg/g
2015	11	1	10	0	10	10.0	0.9
2016	10	0	0	0	0	0.0	0.0
TOTAL	21	1	10	0	10	10.0	0.5

TACKLES	g	ua	a	total	tfl	pd	ff	fr	blk
2015	11	15	4	19	1.0-1	4	1	0	0
2016	10	30	19	49	3.0-17	1	0	0	0
TOTAL	21	45	23	68	4.0-18	5	1	0	0

SACKS	g	ua	a	total	yards
2015	11	0	0	0.0	0
2016	10	1	0	1.0	10
TOTAL	21	1	0	1.0	10



12 • Sean Harper

6-1 • 200 • Fr.

- Played in six of the seven games this season.
- Has not recorded a statistic.
- Made his Green Wave debut at Wake Forest on Sept. 1.

Specialists Depth Chart Bios



42 • Andrew DiRocco

6-1 • 185 • Jr. • 2L

- Played in 34 career games.
- 26-of-40 (.650) in field goals while going 78-of-82 on extra point attempts (.951) for his career.
- Went 1-for-1 at Houston on Nov. 12, converting a 41-yard field goal, marking his fourth successful kick this season from 40+ yards out.

- Missed a 44-yard field goal at UCF on Nov. 5, along with having an extra point attempt blocked.
- Connected on a 43-yard field goal vs SMU on Oct. 29.
- Went 0-for-2 at Tulsa on Oct. 22 - 41-yarder was blocked and then missed from 36-yards out.
- Missed a 39-yard field goal vs. Memphis on Oct. 14, but went 2-for-2 on extra point attempts.
- Went 1-for-1 at UMass on Oct. 1, connecting on a 22-yard field goal.
- Connected on a career best 4-for-4 in the 41-39 quadruple overtime victory over UL Lafayette on Sept. 24. Sent the game into the fourth overtime when he delivered on a career long 48-yard field goal. DiRocco's performance earned him American Athletic Conference and Louisiana Sports Writers Association Special Teams Player of the Week, as well as one of the Stars of the Week recognition by the Lou Garza Award.
- Had one attempt from 45-yards out vs Navy on Sept. 17, falling to 2-for-4 on the season.
- Connected on a 25-yard field goal in 66-21 win over Southern on Sept. 10.
- Was the lone score in week one at Wake Forest on Sept. 1, connecting on a 41-yard field goal, which was just one yard shy of his career best. Finished 1-for-2 on the night.

SCORING	g	td	rush	rcv	ret	pat	2pat	fg	total	avg/g
2014	12	0	0	0	0	22	0	8	46	3.8
2015	12	0	0	0	0	29	0	9	56	4.7
2016	10	0	0	0	0	27	0	9	54	5.4
TOTAL	34	0	0	0	0	78	0	26	156	4.6

FIELD GOALS	g	made	att	long	pct
2014	12	8	15	42	53.3
2015	12	9	10	39	90.0
2016	10	9	15	48	60.0
TOTAL	34	26	40	48	65.0



45 • Randy Harvey

6-0 • 195 • So. • 1L

- Played in four career games.
- Made his Green Wave debut vs Southern on Sept. 10.
- Also made appearances vs Memphis on Oct. 14, at Tulsa on Oct. 22 and at Houston on Nov. 12.

PUNTERS



49 • Zachary Block

6-5 • 190 • So. • 1L

- Played in 18 career games.
- Boasts 102 career punts for 4,059 yards (39.8 avg.) and 19 punts inside the 20.
- Punted nine times for 336 total yards (37.3 avg), including a long of 45 yards, at Houston on Nov. 12. Also executed his first successful onside kick in which he also recorded his first career fumble recovery.
- Punted three times for an average of 45.0 yards at UCF on Nov. 5, including a long of 53 yards.
- Punted seven times for an average of 41.1 vs SMU on Oct. 29, including three punts pinned inside the 20-yard line. Also punted a long of 47 yards.
- Logged his best performance of the season at Tulsa on Oct. 22, punting seven times for an average of 45.7 yards, including five punts that were downed within the opponent's 20-yard line. Block's first four punts went 58, 53, 56 and 50 yards, respectively.
- Punted seven times vs. Memphis on Oct. 14 for an average of 45.6 yards. Also punted a career long 59 yards in the game.
- Punted twice at UMass on Oct. 1, including a long of 39 yards.
- Punted a career high 10 times vs UL Lafayette on Sept. 24, averaging 40.5 yards per punt, including a long of 54. Also placed four punts within UL Lafayette's 20-yard line.
- Punted five times vs Navy on Sept. 1, averaging 40.2 yards per punt, including a long of 44 yards.
- Kicked 5 punts at Wake Forest on Sept. 1 for an average of 41.8, including a long of 46 yards. Also stuck two punts within the opponent's 20-yard line.

PUNTING	g	no.	yards	long	avg
2015	8	47	1783	53	37.9
2016	10	55	2276	59	41.4
TOTAL	18	102	4059	59	39.8

TACKLES	g	ua	a	total	tfl
2015	8	0	0	0	0.0-0
2016	10	0	0	0	0.0-0
TOTAL	18	0	0	0	0.0-0



41 • Enrique Carrasquero

5-11 • 180 • So.

- Has not played in 2016.


DEEP SNAPPERS



60 • Geron Eatherly

6-0 • 215 • Fr.

- Played in all 10 games this season.



96 • Aaron Golub


6-1 • 200 • Jr.

- Played in two games this season.



14 • Glen Cuiellette

6-0 • 215 • RS-So. • SQ



49 • Zachary Block

6-5 • 190 • So. • 1L



5 • Terren Encalade

6-0 • 195 • RS-So. • 1L

KICKOFF RETURNERS



3 • Sherman Badie

6-0 • 200 • RS-Jr. • 2L

KICK RETURNS	g	no.	yards	td	long	avg/r	avg/g
2014	12	0	0	0	0	0.0	0.0
2015	12	15	311	0	30	20.7	25.9
2016	6	14	379	1	86	27.1	63.2
TOTAL	30	29	690	1	86	23.8	23.0



26 • Dontrell Hilliard

6-0 • 200 • Jr. • 2L

KICK RETURNS	g	no.	yards	td	long	avg/r	avg/g
2014	12	17	260	0	28	15.3	21.7
2015	12	0	0	0	0	0.0	0.0
2016	10	1	18	0	18	18.0	1.8
TOTAL	34	18	278	0	28	15.4	8.2



7 • Devin Glenn

5-7 • 155 • So. • 1L

KICK RETURNS	g	no.	yards	td	long	avg/r	avg/g
2015	7	10	197	0	36	19.7	28.1
2016	9	8	152	0	31	19.0	16.9
TOTAL	16	18	349	0	36	19.4	21.8

PUNT RETURNERS



26 • Dontrell Hilliard

6-0 • 200 • Jr. • 2L

PUNT RETURNS	g	no.	yards	td	long	avg/r	avg/g
2014	12	0	0	0	0	0.0	0.0
2015	12	0	0	0	0	0.0	0.0
2016	10	7	25	0	10	3.6	2.5
TOTAL	34	7	25	0	10	3.6	0.7



85 • Larry Dace III

5-9 • 170 • RS-Sr. • 2L



5 • Terren Encalade

6-0 • 195 • RS-So. • 1L

2016 SEASON STATS



GAME RESULTS

Date	Opponent	Score	Overall	Conference	Time	Attend
Sep 01, 2016	at Wake Forest	L 3-7	0-1	0-0	2:58	24398
Sep 10, 2016	SOUTHERN	W 66-21	1-1	0-0	3:09	27179
* Sep 17, 2016	NAVY	L 14-21	1-2	0-1	2:57	21503
Sep 24, 2016	UL LAFAYETTE	Wo 41-39	2-2	0-1	4:04	24253
10/01/16	at Massachusetts	W 31-24	3-2	0-1	3:14	14892
* Oct 14, 2016	MEMPHIS	L 14-24	3-3	0-2	3:24	21098
* Oct 22, 2016	at Tulsa	L 27-50	3-4	0-3	3:28	22349
* Oct 29, 2016	SMU	L 31-35	3-5	0-4	3:36	25780
* Nov 05, 2016	at UCF	L 6-37	3-6	0-5	2:57	31571
* Nov 12, 2016	at Houston	L 18-30	3-7	0-6	3:35	36552

TEAM STATISTICS

Team Statistics	TLN	OPP
SCORING	251	288
Points Per Game	25.1	28.8
FIRST DOWNS	183	177
Rushing	115	84
Passing	51	78
Penalty	17	15
RUSHING YARDAGE	2364	1531
Yards gained rushing	2607	1838
Yards lost rushing	243	307
Rushing Attempts	502	400
Average Per Rush	4.7	3.8
Average Per Game	236.4	153.1
TDs Rushing	20	17
PASSING YARDAGE	1170	2002
Comp-Att-Int	94-226-7	154-280-10
Average Per Pass	5.2	7.2
Average Per Catch	12.4	13.0
Average Per Game	117.0	200.2
TDs Passing	10	14
TOTAL OFFENSE	3534	3533
Total Plays	728	680
Average Per Play	4.9	5.2
Average Per Game	353.4	353.3
KICK RETURNS: #Yards	27-626	25-423
PUNT RETURNS: #Yards	12-37	14-31
INT RETURNS: #Yards	10-178	7-147
KICK RETURN AVERAGE	23.2	16.9
PUNT RETURN AVERAGE	3.1	2.2
INT RETURN AVERAGE	17.8	21.0
FUMBLES-LOST	12-8	16-13
PENALTIES-Yards	66-571	58-527
Average Per Game	57.1	52.7
PUNTS-Yards	59-2362	62-2508
Average Per Punt	40.0	40.5
Net punt average	37.8	37.9

Team Statistics	TLN	OPP
KICKOFFS-Yards	43-2549	52-3287
Average Per Kick	59.3	63.2
Net kick average	39.6	39.2
TIME OF POSSESSION/Game	32:57	27:03
3RD-DOWN Conversions	44/160	64/156
3rd-Down Pct	28%	41%
4TH-DOWN Conversions	18/34	3/6
4th-Down Pct	53%	50%
SACKS BY-Yards	26-169	20-133
MISC YARDS	-7	0
TOUCHDOWNS SCORED	32	36
FIELD GOALS-ATTEMPTS	9-15	11-12
ON-SIDE KICKS	0-5	1-1
RED-ZONE SCORES	(27-35) 77%	(32-35) 91%
RED-ZONE TOUCHDOWNS	(21-35) 60%	(24-35) 69%
PAT-ATTEMPTS	(28-29) 97%	(31-33) 94%
ATTENDANCE	119813	129762
Games/Avg Per Game	5/23963	5/25952
Neutral Site Games		0/0

Score by Quarters	1st	2nd	3rd	4th	OT	Total
Tulane	65	50	65	46	25	251
Opponents	69	72	48	76	23	288



2016 SEASON STATS

OFFENSE AND RETURN SUMMARY

Rushing	gp-gs	att	gain	loss	net	avg	td	lg	avg/g
HILLIARD, Dontrell	10-10	130	749	12	737	5.7	9	67	73.7
ROUNDS, Josh	10-0	99	646	3	643	6.5	5	84	64.3
THOMPSON, Lazedrick	10-0	60	382	6	376	6.3	4	41	37.6
CUIELLETTE, Glen	10-8	111	342	157	185	1.7	1	25	18.5
BRANTLEY, Johnathan	6-2	37	204	43	161	4.4	0	63	26.8
BADIE, Sherman	6-0	36	150	6	144	4.0	1	22	24.0
ENCALADE, Terren	10-10	4	46	0	46	11.5	0	16	4.6
ZUCKERMAN, Andrew	3-0	4	26	0	26	6.5	0	15	8.7
BRADWELL, Darius	2-0	8	21	0	21	2.6	0	10	10.5
MOONEY, Darnell	10-6	3	18	0	18	6.0	0	8	1.8
GLENN, Devin	9-0	2	9	0	9	4.5	0	6	1.0
SCOTT, Trey	9-0	2	7	0	7	3.5	0	7	0.8
BERTRAND, Jared	1-0	1	7	0	7	7.0	0	7	7.0
TEAM	5-0	5	0	16	-16	-3.2	0	0	-3.2
Total	10	502	2607	243	2364	4.7	20	84	236.4
Opponents	10	400	1838	307	1531	3.8	17	61	153.1

Passing	gp-gs	effic	comp-att-int	pct	yds	td	lg	avg/g
CUIELLETTE, Glen	10-8	97.37	87-206-7	42.2	1126	10	46	112.6
BRANTLEY, Johnathan	6-2	53.48	7-20-0	35.0	44	0	12	7.3
Total	10	93.49	94-226-7	41.6	1170	10	46	117.0
Opponents	10	124.42	154-280-10	55.0	2002	14	54	200.2

Receiving	gp-gs	no.	yds	avg	td	lg	avg/g
ENCALADE, Terren	10-10	33	438	13.3	6	38	43.8
MOONEY, Darnell	10-6	21	234	11.1	2	25	23.4
DACE, Larry	9-3	11	130	11.8	0	21	14.4
HILLIARD, Dontrell	10-10	9	114	12.7	0	33	11.4
ROUNDS, Josh	10-0	4	70	17.5	0	46	7.0
ARDOIN, Kendall	8-7	3	48	16.0	1	21	6.0
BREAUX, Devon	8-7	3	38	12.7	0	17	4.8
GLENN, Devin	9-0	2	25	12.5	0	17	2.8
SCOTT, Trey	9-0	2	14	7.0	0	7	1.6
THOMPSON, Lazedrick	10-0	2	0	0.0	0	6	0.0
OWENS, D.J.	7-0	1	28	28.0	1	28	4.0
JOHNSON, Chris	9-3	1	18	18.0	0	18	2.0
BADIE, Sherman	6-0	1	10	10.0	0	10	1.7
COOPER, Tristan	1-0	1	3	3.0	0	3	3.0
Total	10	94	1170	12.4	10	46	117.0
Opponents	10	154	2002	13.0	14	54	200.2

Punt Returns	no.	yds	avg	td	lg
HILLIARD, Dontrell	7	25	3.6	0	10
NICKERSON, Parry	2	-11	-5.5	0	0
BADIE, Sherman	1	23	23.0	0	23
FRANKLIN, Jarrod	1	0	0.0	0	0
MOONEY, Darnell	1	0	0.0	0	0
Total	12	37	3.1	0	23
Opponents	14	31	2.2	0	9

Interceptions	no.	yds	avg	td	lg
NICKERSON, Parry	3	133	44.3	1	96
LEWIS, Donnie	2	14	7.0	0	12
MARLEY, Nico	1	0	0.0	0	0
CARROLL, Quinlan	1	3	3.0	0	3
SHENALL, Taris	1	23	23.0	0	23
FRANKLIN, Jarrod	1	0	0.0	0	0
ALLEN, Richard	1	5	5.0	0	5
Total	10	178	17.8	1	96
Opponents	7	147	21.0	3	86

Kick Returns	no.	yds	avg	td	lg
BADIE, Sherman	14	379	27.1	1	86
GLENN, Devin	8	152	19.0	0	31
BREAUX, Devon	4	77	19.2	0	24
HILLIARD, Dontrell	1	18	18.0	0	18
Total	27	626	23.2	1	86
Opponents	25	423	16.9	0	39

Fumble Returns	no.	yds	avg	td	lg
WOULLARD, Peter	1	34	34.0	0	34
Total	1	34	34.0	0	34
Opponents	1	30	30.0	2	30

2016 SEASON STATS



SCORING AND KICKING SUMMARY

Scoring	td	fg	PAT				dxp	saf	pts
			kick	rush	rcv	pass			
DiROCCO, Andrew	-	9-15	27-28	-	-	-	-	-	54
HILLIARD, Dontrell	9	-	-	-	-	-	-	-	54
ENCALADE, Terren	6	-	-	-	-	-	-	-	36
ROUNDS, Josh	5	-	-	-	1	-	-	-	32
THOMPSON, Lazedrick	4	-	-	-	-	-	-	-	24
BADIE, Sherman	2	-	-	-	-	-	-	-	12
MOONEY, Darnell	2	-	-	-	-	-	-	-	12
ARDOIN, Kendall	1	-	-	-	1	-	-	-	8
OWENS, D.J.	1	-	-	-	-	-	-	-	6
NICKERSON, Parry	1	-	-	-	-	-	-	-	6
CUIELLETTE, Glen	1	-	-	-	-	2-3	-	-	6
HARVEY, Randy	-	-	1-1	-	-	-	-	-	1
Total	32	9-15	28-29	-	2	2-3	-	-	251
Opponents	36	11-12	31-33	1-1	1	1-2	1	1	288

Total Offense	g	plays	rush	pass	total	avg/g
CUIELLETTE, Glen	10	317	185	1126	1311	131.1
HILLIARD, Dontrell	10	130	737	0	737	73.7
ROUNDS, Josh	10	99	643	0	643	64.3
THOMPSON, Lazedrick	10	60	376	0	376	37.6
BRANTLEY, Johnathan	6	57	161	44	205	34.2
BADIE, Sherman	6	36	144	0	144	24.0
ENCALADE, Terren	10	4	46	0	46	4.6
ZUCKERMAN, Andrew	3	4	26	0	26	8.7
BRADWELL, Darius	2	8	21	0	21	10.5
MOONEY, Darnell	10	3	18	0	18	1.8
GLENN, Devin	9	2	9	0	9	1.0
BERTRAND, Jared	1	1	7	0	7	7.0
SCOTT, Trey	9	2	7	0	7	0.8
TEAM	5	5	-16	0	-16	-3.2
Total	10	728	2364	1170	3534	353.4
Opponents	10	680	1531	2002	3533	353.3

Field Goals	fg	pct.	01-19	20-29	30-39	40-49	50-99	lg	blk
DiROCCO, Andrew	9-15	60.0	0-0	4-4	1-3	4-8	0-0	48	2

FG Sequence	Tulane	Opponents
Wake Forest	(41),43	-
Southern	(25)	-
NAVY	45	-
UL Lafayette	(22),(35),(20),(48)	(40),(39),(20),(22)
Massachusetts	(22)	(28)
Memphis	39	(37),(21),(50)
Tulsa	41,36	(20),(27)
SMU	(43)	31
UCF	44	(39)
Houston	(41)	-

Punting	no.	yds	avg	lg	tb	fc	i20	50+	blk
BLOCK, Zachary	55	2276	41.4	59	5	21	17	9	0
CUIELLETTE, Glen	3	86	28.7	37	0	0	3	0	0
TEAM	1	0	0.0	0	0	0	0	0	1
Total	59	2362	40.0	59	5	21	20	9	1
Opponents	62	2508	40.5	69	6	20	21	10	1

Kickoffs	no.	yds	avg	tb	ob	retn	net	ydln
BLOCK, Zachary	41	2456	59.9	17	2			
LOGAN, Steven	1	58	58.0	0	0			
HARVEY, Randy	1	35	35.0	0	0			
Total	43	2549	59.3	17	2	16.9	39.6	25
Opponents	52	3287	63.2	25	0	23.2	39.2	25

Numbers in (parentheses) indicate field goal was made.



2016 SEASON STATS

ALL-PURPOSE YARDAGE

All Purpose	g	rush	rcv	pr	kr	ir	total	avg/g
HILLIARD, Dontr	10	737	114	25	18	0	894	89.4
ROUNDS, Josh	10	643	70	0	0	0	713	71.3
BADIE, Sherma	6	144	10	23	379	0	556	92.7
ENCALADE, Ter	10	46	438	0	0	0	484	48.4
THOMPSON, La	10	376	0	0	0	0	376	37.6
MOONEY, Darn	10	18	234	0	0	0	252	25.2
GLENN, Devin	9	9	25	0	152	0	186	20.7
CUIELLETTE, G	10	185	0	0	0	0	185	18.5
BRANTLEY, Joh	6	161	0	0	0	0	161	26.8
DACE, Larry	9	0	130	0	0	0	130	14.4
NICKERSON, P	10	0	0	-11	0	133	122	12.2
BREAUX, Devo	8	0	38	0	77	0	115	14.4
ARDOIN, Kenda	8	0	48	0	0	0	48	6.0
OWENS, D.J.	7	0	28	0	0	0	28	4.0
ZUCKERMAN,	3	26	0	0	0	0	26	8.7
SHENALL, Taris	10	0	0	0	0	23	23	2.3
SCOTT, Trey	9	7	14	0	0	0	21	2.3
BRADWELL, Da	2	21	0	0	0	0	21	10.5
JOHNSON, Chri	9	0	18	0	0	0	18	2.0
LEWIS, Donnie	8	0	0	0	0	14	14	1.8
BERTRAND, Jar	1	7	0	0	0	0	7	7.0
ALLEN, Richard	9	0	0	0	0	5	5	0.6
COOPER, Trista	1	0	3	0	0	0	3	3.0
CARROLL, Quin	7	0	0	0	0	3	3	0.4
TEAM	5	-16	0	0	0	0	-16	-3.2
Total	10	2364	1170	37	626	178	4375	437.5
Opponents	10	1531	2002	31	423	147	4134	413.4

STARTING LINEUPS

OFFENSE

Opponent	QB	RB	TE	WR	WR	WR	LT	LG	C	RG	RT
Wake Forest	Cuiellette	Hilliard	Jones	Dace	Breaux	Encalade	Jacquet	Taylor	Diaz	Brown	Leglue
Southern	Cuiellette	Hilliard	Ardoin	Dace	Breaux	Encalade	Jacquet	Taylor	Diaz	Brown	Leglue
Navy	Brantley	Hilliard	Ardoin	Dace	Breaux	Encalade	Jacquet	Taylor	Diaz	Brown	Leglue
UL Lafayette	Brantley	Hilliard	Ardoin	Mooney	Breaux	Encalade	Jacquet	Taylor	Leglue	Brown	Santa-Marina
UMass	Cuiellette	Hilliard	Ardoin	Mooney	Breaux	Encalade	Jacquet	Taylor	Leglue	Brown	Santa-Marina
Memphis	Cuiellette	Hilliard	Ardoin	Mooney	Johnson	Encalade	Jacquet	Taylor	Leglue	Brown	Santa-Marina
Tulsa	Cuiellette	Hilliard	Ardoin	Mooney	Breaux	Encalade	Jacquet	Taylor	Leglue	Brown	Santa-Marina
SMU	Cuiellette	Hilliard	Johnson	Mooney	Breaux	Encalade	Jacquet	Taylor	Leglue	Brown	Santa-Marina
UCF	Cuiellette	Hilliard	Washington	Ardoin	Johnson	Encalade	Jacquet	Taylor	Leglue	Brown	Santa-Marina
Houston	Cuiellette	Hilliard	Washington	Mooney	Johnson	Encalade	Johnson	Taylor	Leglue	Brown	Jacquet
Temple											
UConn											

DEFENSE

Opponent	DE	DT	NT	DE	MLB	WLB	NKL	CB	CB	FS	SS
Wake Forest	Kennedy	Smart	Wilson	Aruna	Thomas	Marley	Allen	Nickerson	Lewis	Franklin	Teamer
Southern	Kennedy	Smart	Wilson	Aruna	Marley	Harris	Allen	Nickerson	Lewis	Franklin	Teamer
Navy	Edwards	Smart	Washington	Aruna	Carroll	Marley	Allen	Nickerson	Lewis	Franklin	Teamer
UL Lafayette	Woullard	Smart	Wilson	Aruna	Marley	Harris	Allen	Nickerson	Lewis	Franklin	Teamer
UMass	Woullard	Smart	Wilson	Aruna	Marley	Harris	Allen	Nickerson	Lewis	Franklin	Teamer
Memphis	Woullard	Smart	Wilson	Aruna	Marley	Harris	Allen	Nickerson	Lewis	Franklin	Teamer
Tulsa	Woullard	Smart	Wilson	Aruna	Marley	Marbley	Shenall	Nickerson	Allen	Franklin	Teamer
SMU	Kennedy	Smart	Wilson	Aruna	Marley	Marbley	Allen	Nickerson	Hall	Franklin	Teamer
UCF	Kennedy	Smart	Wilson	Aruna	Marley	Harris	Shenall	Nickerson	Lewis	Franklin	Teamer
Houston											
Temple											
UConn											

2016 SEASON STATS



DEFENSIVE TOTALS

##	Defensive Leaders	gp-gs	Tackles				Sacks no-yds	Pass defense			Fumbles		blkd	
			ua	a	tot	tfl/yds		int-yds	brup	qbh	rcv-yds	ff	kick	saf
2	MARLEY, Nico	10-10	47	29	76	12.0-47	3.0-23	1-0	.	1	.	2	.	.
6	FRANKLIN, Jarrod	10-10	37	30	67	1.5-5	1.0-5	1-0	1	.	1-0	1	1	.
77	SMART, Tanzel	10-10	26	30	56	13.5-53	4.5-27	.	.	2	1-0	1	.	.
38	TEAMER, Roderic	10-10	30	19	49	3.0-17	1.0-10	.	1	2
87	ARUNA, Ade	10-10	22	15	37	8.0-36	4.0-29	.	.	.	2-0	1	.	.
40	HARRIS, Zachery	8-6	19	17	36	2.5-8
56	MARBLEY, Rae Juan	9-2	22	10	32	1.0-1
21	LEWIS, Donnie	8-8	23	7	30	2.0-3	0.5-0	2-14	7
23	ALLEN, Richard	9-8	22	5	27	.	.	1-5	2	.	2-0	2	.	.
17	NICKERSON, Parry	10-10	18	8	26	.	.	3-133	9	.	2-0	1	.	.
19	SHENALL, Taris	10-3	17	6	23	.	.	1-23	1
90	KENNEDY, Robert	8-5	11	10	21	2.0-3	.	.	.	1	1-0	1	.	.
94	WILSON, Sean	10-9	8	13	21	4.0-22	3.0-18	.	.	1
91	WASHINGTON, Eldrick	10-1	10	7	17	4.0-20	2.0-14	.	.	1
52	THOMAS, Eric	10-1	8	8	16	2.0-5	0.5-3
4	HARPER, Will	10-0	9	6	15
54	CARROLL, Quinlan	7-1	11	4	15	6.0-21	2.0-14	1-3	.	.	.	1	.	.
55	BOWIE, Eric	8-0	12	2	14	0.5-3	0.5-3
44	JACKSON, Luke	10-0	10	4	14	4.0-14	1.0-3	.	.	1
92	WILLIAMS, Daren	9-0	6	8	14	3.0-13	1.0-10	.	.	1
57	WOULLARD, Peter	7-4	6	7	13	2.0-10	2.0-10	.	1	.	2-34	.	.	.
37	KEYES, Thakarius	5-0	4	2	6	.	.	.	1
16	HALL, P.J.	10-1	2	3	5
7	GLENN, Devin	9-0	3	1	4
36	BRYANT, Larry	10-0	1	2	3
93	WASHINGTON, John	8-2	2	.	2	1.0-1
5	ENCALADE, Terren	10-10	1	1	2
32	LOFTON, Stephon	5-0	1	.	1
22	WADLEIGH, Marshall	10-0	1	.	1
60	EATHERLY, Geron	10-0	.	1	1
65	EDWARDS, Braynon	8-1	.	1	1
35	GRAHAM, Lawrence	10-0	1	.	1
49	BLOCK, Zachary	10-0	1-0	.	.	.
TM	TEAM	5-0	1-0	.	.	.
Total		10	390	256	646	72-282	26-169	10-178	23	10	13-34	10	1	.
Opponents		10	415	324	739	61-226	20-133	7-147	33	20	8-30	6	4	1



2016 SEASON STATS

TULANE TEAM STATISTICS GAME-BY-GAME

TEAM STATISTICS

Date	Opponent	Rushing				Receiving				Passing				Kick Returns				Punt Returns				tot off
		no.	yds	td	lg	no.	yds	td	lg	cmp-att-int	yds	td	lg	no.	yds	td	lg	no.	yds	td	lg	
Sep 01	at Wake Forest	47	146	0	25	12	134	0	46	12-23-0	134	0	46	1	22	0	22	2	10	0	10	280
Sep 10	SOUTHERN	57	437	7	63	2	12	0	7	2-6-1	12	0	7	4	135	1	86	1	0	0	0	449
Sep 17	NAVY	47	240	2	36	3	21	0	11	3-12-0	21	0	11	3	55	0	21	1	3	0	3	261
Sep 24	UL LAFAYETTE	48	130	0	10	13	181	4	34	13-26-1	181	4	34	1	10	0	10	0	0	0	0	311
10/01/16	at Massachusetts	64	280	3	19	11	168	1	38	11-21-0	168	1	38	2	43	0	31	2	9	0	7	448
Oct 14	MEMPHIS	44	169	1	36	11	144	1	28	11-30-1	144	1	28	3	53	0	22	2	3	0	3	313
Oct 22	at Tulsa	49	355	4	84	3	37	0	19	3-19-0	37	0	19	4	86	0	24	1	0	0	0	392
Oct 29	SMU	46	227	2	67	13	164	2	33	13-26-1	164	2	33	5	126	0	40	1	0	0	0	391
Nov 05	at UCF	64	280	1	26	5	68	0	20	5-21-3	68	0	20	1	20	0	20	0	0	0	0	348
Nov 12	at Houston	36	100	0	24	21	241	2	28	21-42-0	241	2	28	3	76	0	31	2	12	0	23	341
Tulane		502	2364	20	84	94	1170	10	46	94-226-7	1170	10	46	27	626	1	86	12	37	0	23	3534
		400	1531	17	61	154	2002	14	54	154-280-10	2002	14	54	25	423	0	39	14	31	0	9	3533

Games played: 10

Avg per rush: 4.7

Avg per catch: 12.4

Pass efficiency: 93.49

Kick ret avg: 23.2

Punt ret avg: 3.1

All purpose avg/game: 437.5

Total offense avg/gm: 353.4

Date	Opponent	Tackles				Sacks		Fumble		Pass Defense			Blkd	PAT Attempts			saf	pts
		ua	a	total	tfl-yds	no-yds		ff	fr-yds	int-yds	qbh	brup	kick	kick	rush	rcv		
Sep 01	at Wake Forest	31	20	51	5.0-12	1.0-3		0	0-0	0-0	0	3	0	0-0	0	0	0	3
Sep 10	SOUTHERN	37	12	49	5.0-17	1.0-10		2	2-0	2-96	0	1	1	9-9	0	0	0	66
Sep 17	NAVY	44	22	66	7.0-30	3.0-20		1	2-0	0-0	0	3	0	2-2	0	0	0	14
Sep 24	UL LAFAYETTE	65	28	93	11.0-50	6.0-38		1	2-34	2-49	1	3	0	3-3	0	1	0	41
10/01/16	at Massachusetts	22	32	54	2.0-11	2.0-7		2	1-0	1-0	0	3	0	4-4	0	0	0	31
Oct 14	MEMPHIS	44	14	58	7.0-29	3.0-21		2	2-0	1-5	0	6	0	2-2	0	0	0	14
Oct 22	at Tulsa	40	50	90	6.0-13	1.0-3		0	2-0	0-0	1	1	0	3-3	0	0	0	27
Oct 29	SMU	46	22	68	11.0-48	4.0-28		1	0-0	2-26	0	0	0	4-4	0	0	0	31
Nov 05	at UCF	29	22	51	5.0-23	1.0-10		1	1-0	1-0	4	1	0	0-1	0	0	0	6
Nov 12	at Houston	32	34	66	13.0-49	4.0-29		0	1-0	1-2	4	2	0	1-1	0	1	0	18
Tulane		390	256	646	72.0-282	26.0-169		10	13-34	10-178	10	23	1	28-29	0	2	0	251
		415	324	739	61.0-226	20.0-133		6	8-30	7-147	20	33	4	31-33	1	1	1	288

		Punting										Field Goals			Kickoffs				
Date	Opponent	no.	yds	avg	long	blkd	tb	fc	50+	i20	md-att	long	blkd	no.	yds	avg	tb	ob	
Sep 01	at Wake Forest	5	209	41.8	46	0	1	1	0	2	1-2	41	1	2	129	64.5	1	0	
Sep 10	SOUTHERN	0	0	0.0	0	0	0	0	0	0	1-1	25	0	11	680	61.8	4	0	
Sep 17	NAVY	5	201	40.2	44	0	0	3	0	2	0-1	0	0	3	195	65.0	3	0	
Sep 24	UL LAFAYETTE	11	405	36.8	54	1	0	3	1	4	4-4	48	0	5	320	64.0	3	0	
10/01/1	at Massachusetts	4	112	28.0	39	0	0	0	0	2	1-1	22	0	6	377	62.8	2	0	
Oct 14	MEMPHIS	7	319	45.6	59	0	2	3	3	0	0-1	0	0	2	120	60.0	0	0	
Oct 22	at Tulsa	7	320	45.7	58	0	0	1	4	5	0-2	0	1	4	211	52.8	2	0	
Oct 29	SMU	7	288	41.1	47	0	0	3	0	3	1-1	43	0	6	350	58.3	2	1	
Nov 05	at UCF	4	172	43.0	53	0	1	1	1	1	0-1	0	0	2	124	62.0	0	1	
Nov 12	at Houston	9	336	37.3	45	0	1	6	0	1	1-1	41	0	2	43	21.5	0	0	
Tulane		59	2362	40.0	59	1	5	21	9	20	9-15	48	2	43	2549	59.3	17	2	
		62	2508	40.5	69	1	6	20	10	21	11-12	50	0	52	3287	63.2	25	0	

2016 SEASON STATS



TULANE OPPONENT STATISTICS GAME-BY-GAME

OPPONENT STATISTICS

Date	Opponent	Rushing				Receiving				Passing				Kick Returns				Punt Returns				tot off
		no.	yds	td	lg	no.	yds	td	lg	cmp-att-int	yds	td	lg	no.	yds	td	lg	no.	yds	td	lg	
Sep 01	at Wake Forest	34	79	1	13	12	96	0	16	12-21-0	96	0	16	1	30	0	30	2	2	0	2	175
Sep 10	SOUTHERN	23	54	0	11	18	281	2	43	18-31-2	281	2	43	7	103	0	27	0	0	0	0	335
Sep 17	NAVY	55	287	3	31	5	59	0	19	5-12-0	59	0	19	0	0	0	0	1	0	0	0	346
Sep 24	UL LAFAYETTE	63	137	2	24	19	240	2	39	19-38-2	240	2	39	2	43	0	27	5	14	0	6	377
10/01/16	at Massachusetts	24	131	1	23	16	181	2	52	16-30-1	181	2	52	4	96	0	39	1	0	0	0	312
Oct 14	MEMPHIS	33	163	1	61	21	236	1	46	21-34-1	236	1	46	2	49	0	35	1	9	0	9	399
Oct 22	at Tulsa	58	330	3	50	14	236	3	49	14-23-0	236	3	49	2	16	0	9	2	0	0	2	566
Oct 29	SMU	43	137	3	41	16	302	2	54	16-31-2	302	2	54	3	65	0	28	0	0	0	0	439
Nov 05	at UCF	32	147	2	24	12	150	0	50	12-23-1	150	0	50	1	27	0	27	0	0	0	0	297
Nov 12	at Houston	35	66	1	22	21	221	2	34	21-37-1	221	2	34	3	-6	0	0	2	6	0	7	287
Opponents		400	1531	17	61	154	2002	14	54	154-280-10	2002	14	54	25	423	0	39	14	31	0	9	3533
		502	2364	20	84	94	1170	10	46	94-226-7	1170	10	46	27	626	1	86	12	37	0	23	3534

Games played: 10

Avg per rush: 3.8

Avg per catch: 13.0

Pass efficiency: 124.42

Kick ret avg: 16.9

Punt ret avg: 2.2

All purpose avg/game: 413.4

Total offense avg/gm: 353.3

Total offense avg/min: 555.6

		Tackles				Sacks	Fumble		Pass Defense			Blkd	PAT Attempts					
Date	Opponent	ua	a	total	tfl-yds	no-yds	ff	fr-yds	int-yds	qbh	brup	kick	kick	rush	rcv	saf	pts	
Sep 01	at Wake Forest	45	24	69	7.0-36	4.0-28	1	1-0	0-0	4	2	1	1-1	0	0	0	7	
Sep 10	SOUTHERN	45	18	63	5.0-11	0.0-0	0	0-0	1-28	0	0	0	3-3	0	0	0	21	
Sep 17	NAVY	42	22	64	7.0-32	2.0-16	1	0-0	0-0	0	4	0	1-2	0	1	0	21	
Sep 24	UL LAFAYETTE	50	20	70	9.0-29	3.0-21	1	0-0	1-0	1	3	1	3-3	0	0	0	39	
10/01/1	at Massachusetts	27	80	107	6.0-13	1.0-5	1	1-0	0-0	0	4	0	3-3	0	0	0	24	
Oct 14	MEMPHIS	45	20	65	4.0-18	1.0-5	0	2-0	1-0	0	4	0	1-1	1	0	0	24	
Oct 22	at Tulsa	32	36	68	5.0-31	4.0-30	2	1-0	0-0	3	2	1	6-6	0	0	0	50	
Oct 29	SMU	55	12	67	5.0-16	2.0-11	0	0-0	1-0	0	4	0	5-5	0	0	0	35	
Nov 05	at UCF	36	62	98	3.0-4	0.0-0	0	2-30	3-119	5	4	1	4-5	0	0	0	37	
Nov 12	at Houston	38	30	68	10.0-36	3.0-17	0	1-0	0-0	7	6	0	4-4	0	0	1	30	
Opponents		415	324	739	61.0-226	20.0-133	6	8-30	7-147	20	33	4	31-33	1	1	1	288	
		390	256	646	72.0-282	26.0-169	10	13-34	10-178	10	23	1	28-29	0	2	0	251	

Date	Opponent	Punting										Field Goals			Kickoffs				
		no.	yds	avg	long	blkd	tb	fc	50+	i20	md-att	long	blkd		no.	yds	avg	tb	ob
Sep 01	at Wake Forest	8	322	40.2	53	0	0	1	2	4	0-0	0	0	0	2	128	64.0	1	0
Sep 10	SOUTHERN	6	142	23.7	38	1	1	0	0	0	0-0	0	0	0	4	243	60.8	0	0
Sep 17	NAVY	4	149	37.2	48	0	0	2	0	1	0-0	0	0	0	4	248	62.0	1	0
Sep 24	UL LAFAYETTE	8	361	45.1	60	0	1	6	1	2	4-4	40	0	0	5	315	63.0	4	0
10/01/16	at Massachusetts	5	223	44.6	58	0	1	1	1	1	1-1	28	0	0	5	324	64.8	3	0
Oct 14	MEMPHIS	6	275	45.8	63	0	1	1	1	2	3-3	50	0	0	5	322	64.4	2	0
Oct 22	at Tulsa	4	174	43.5	53	0	0	1	1	1	2-2	27	0	0	9	557	61.9	5	0
Oct 29	SMU	6	223	37.2	69	0	0	1	1	1	0-1	0	0	0	6	379	63.2	1	0
Nov 05	at UCF	4	153	38.2	60	0	0	3	1	3	1-1	39	0	0	7	452	64.6	6	0
Nov 12	at Houston	11	486	44.2	53	0	2	4	2	6	0-0	0	0	0	5	319	63.8	2	0
Opponents		62	2508	40.5	69	1	6	20	10	21	11-12	50	0	0	52	3287	63.2	25	0
		59	2362	40.0	59	1	5	21	9	20	9-15	48	2	0	43	2549	59.3	17	2



2016 SEASON SUPERLATIVES

TEAM HIGHS

Rushes	22	CUIELLETTE, Glen at Wake Forest (Sep 01, 2016)
	22	HILLIARD, Dontrell at Massachusetts (10/01/16)
Yards Rushing	166	ROUNDS, Josh at Tulsa (Oct 22, 2016)
TD Rushes	3	HILLIARD, Dontrell vs Southern (Sep 10, 2016)
Long Rush	84	ROUNDS, Josh at Tulsa (Oct 22, 2016)
Pass attempts	42	CUIELLETTE, Glen at Houston (Nov 12, 2016)
Pass completions	21	CUIELLETTE, Glen at Houston (Nov 12, 2016)
Yards Passing	241	CUIELLETTE, Glen at Houston (Nov 12, 2016)
TD Passes	4	CUIELLETTE, Glen vs UL Lafayette (Sep 24, 2016)
Long Pass	46	CUIELLETTE, Glen at Wake Forest (Sep 01, 2016)
Receptions	7	ENCALADE, Terren vs UL Lafayette (Sep 24, 2016)
	7	ENCALADE, Terren at Massachusetts (10/01/16)
	7	MOONEY, Damell at Houston (Nov 12, 2016)
Yards Receiving	125	ENCALADE, Terren at Massachusetts (10/01/16)
TD Receptions	3	ENCALADE, Terren vs UL Lafayette (Sep 24, 2016)
Long Reception	46	ROUNDS, Josh at Wake Forest (Sep 01, 2016)
Field Goals	4	DIROCCO, Andrew vs UL Lafayette (Sep 24, 2016)
Long Field Goal	48	DIROCCO, Andrew vs UL Lafayette (Sep 24, 2016)
Punts	10	BLOCK, Zachary vs UL Lafayette (Sep 24, 2016)
Punting Avg	45.7	BLOCK, Zachary at Tulsa (Oct 22, 2016)
Long Punt	59	BLOCK, Zachary vs Memphis (Oct 14, 2016)
Punts inside 20	5	BLOCK, Zachary at Tulsa (Oct 22, 2016)
Long Punt Return	23	BADIE, Sherman at Houston (Nov 12, 2016)
Long Kickoff Return	86	BADIE, Sherman vs Southern (Sep 10, 2016)
Tackles	14	MARLEY, Nico vs NAVY (Sep 17, 2016)
Sacks	2.0	MARLEY, Nico vs NAVY (Sep 17, 2016)
	2.0	CARROLL, Quinlan vs UL Lafayette (Sep 24, 2016)
	2.0	WILSON, Sean vs Memphis (Oct 14, 2016)
	2.0	ARUNA, Ade vs SMU (Oct 29, 2016)
Tackles For Loss	3.5	SMART, Taniel at Houston (Nov 12, 2016)
Interceptions	1	NICKERSON, Parry vs Southern (Sep 10, 2016)
	1	MARLEY, Nico vs Southern (Sep 10, 2016)
	1	NICKERSON, Parry vs UL Lafayette (Sep 24, 2016)
	1	LEWIS, Donnie vs UL Lafayette (Sep 24, 2016)
	1	FRANKLIN, Jarrod at Massachusetts (10/01/16)
	1	ALLEN, Richard vs Memphis (Oct 14, 2016)
	1	SHENALL, Taris vs SMU (Oct 29, 2016)
	1	CARROLL, Quinlan vs SMU (Oct 29, 2016)
	1	NICKERSON, Parry at UCF (Nov 05, 2016)
	1	LEWIS, Donnie at Houston (Nov 12, 2016)

Rushes	64	at Massachusetts (10/01/16)
	64	at UCF (Nov 05, 2016)
Yards Rushing	437	vs Southern (Sep 10, 2016)
Yards Per Rush	7.7	vs Southern (Sep 10, 2016)
TD Rushes	7	vs Southern (Sep 10, 2016)
Pass attempts	42	at Houston (Nov 12, 2016)
Pass completions	21	at Houston (Nov 12, 2016)
Yards Passing	241	at Houston (Nov 12, 2016)
Yards Per Pass	8.0	at Massachusetts (10/01/16)
TD Passes	4	vs UL Lafayette (Sep 24, 2016)
Total Plays	85	at Massachusetts (10/01/16)
	85	at UCF (Nov 05, 2016)
Total Offense	449	vs Southern (Sep 10, 2016)
Yards Per Play	7.1	vs Southern (Sep 10, 2016)
Points	66	vs Southern (Sep 10, 2016)
Sacks By	6	vs UL Lafayette (Sep 24, 2016)
First Downs	27	at Massachusetts (10/01/16)
Penalties	10	vs SMU (Oct 29, 2016)
Penalty Yards	100	vs SMU (Oct 29, 2016)
Turnovers	5	at UCF (Nov 05, 2016)
Interceptions By	2	vs Southern (Sep 10, 2016)
	2	vs UL Lafayette (Sep 24, 2016)
	2	vs SMU (Oct 29, 2016)
Punts	11	vs UL Lafayette (Sep 24, 2016)
Punting Avg	45.7	at Tulsa (Oct 22, 2016)
Long Punt	59	vs Memphis (Oct 14, 2016)
Punts inside 20	5	at Tulsa (Oct 22, 2016)
Long Punt Return	23	at Houston (Nov 12, 2016)

2016 SEASON SUPERLATIVES



OPPONENT HIGHS

Rushes	38	McGuire, Elijah, vs UL Lafayette (Sep 24, 2016)
Yards Rushing	190	FLANDERS, J., at Tulsa (Oct 22, 2016)
TD Rushes	2	McGuire, Elijah, vs UL Lafayette (Sep 24, 2016)
	2	FLANDERS, J., at Tulsa (Oct 22, 2016)
	2	WEST, Braeden, vs SMU (Oct 29, 2016)
Long Rush	61	DORCEUS, D., vs Memphis (Oct 14, 2016)
Pass attempts	38	Jennings, A., vs UL Lafayette (Sep 24, 2016)
Pass completions	21	FERGUSON, Riley, vs Memphis (Oct 14, 2016)
Yards Passing	302	HICKS, Ben, vs SMU (Oct 29, 2016)
TD Passes	3	EVANS, D., at Tulsa (Oct 22, 2016)
Long Pass	54	HICKS, Ben, vs SMU (Oct 29, 2016)
Receptions	9	BONNER, Linell, at Houston (Nov 12, 2016)
Yards Receiving	164	PROCHE, James, vs SMU (Oct 29, 2016)
TD Receptions	2	Isabella, A., at Massachusetts (10/01/16)
	2	PROCHE, James, vs SMU (Oct 29, 2016)
Long Reception	54	PROCHE, James, vs SMU (Oct 29, 2016)
Field Goals	4	Artigue, Stevie, vs UL Lafayette (Sep 24, 2016)
Long Field Goal	50	ELLIOTT, Jake, vs Memphis (Oct 14, 2016)
Punts	11	ROY, Dane, at Houston (Nov 12, 2016)
Punting Avg	48.0	JACOBS, Nick, vs Memphis (Oct 14, 2016)
Long Punt	69	SACKVILLE, J., vs SMU (Oct 29, 2016)
Punts inside 20	6	ROY, Dane, at Houston (Nov 12, 2016)
Long Punt Return	9	MILLER, Anthony, vs Memphis (Oct 14, 2016)
Long Kickoff Return	39	Allen, J., at Massachusetts (10/01/16)
Tackles	15	Casali, S., at Massachusetts (10/01/16)
Sacks	3.0	BOWSER, Tyus, at Houston (Nov 12, 2016)
Tackles For Loss	3.5	BOWSER, Tyus, at Houston (Nov 12, 2016)
Interceptions	2	GRIFFIN, Shqll, at UCF (Nov 05, 2016)

Rushes	63	vs UL Lafayette (Sep 24, 2016)
Yards Rushing	330	at Tulsa (Oct 22, 2016)
Yards Per Rush	5.7	at Tulsa (Oct 22, 2016)
TD Rushes	3	vs NAVY (Sep 17, 2016)
	3	at Tulsa (Oct 22, 2016)
	3	vs SMU (Oct 29, 2016)
Pass attempts	38	vs UL Lafayette (Sep 24, 2016)
Pass completions	21	vs Memphis (Oct 14, 2016)
	21	at Houston (Nov 12, 2016)
Yards Passing	302	vs SMU (Oct 29, 2016)
Yards Per Pass	10.3	at Tulsa (Oct 22, 2016)
TD Passes	3	at Tulsa (Oct 22, 2016)
Total Plays	101	vs UL Lafayette (Sep 24, 2016)
Total Offense	566	at Tulsa (Oct 22, 2016)
Yards Per Play	7.0	at Tulsa (Oct 22, 2016)
Points	50	at Tulsa (Oct 22, 2016)
Sacks By	4	at Wake Forest (Sep 01, 2016)
	4	at Tulsa (Oct 22, 2016)
First Downs	29	at Tulsa (Oct 22, 2016)
Penalties	7	at Massachusetts (10/01/16)
	7	vs Memphis (Oct 14, 2016)
	7	at Houston (Nov 12, 2016)
Penalty Yards	79	vs Memphis (Oct 14, 2016)
Turnovers	4	vs Southern (Sep 10, 2016)
	4	vs UL Lafayette (Sep 24, 2016)
Interceptions By	3	at UCF (Nov 05, 2016)
Punts	11	at Houston (Nov 12, 2016)
Punting Avg	45.8	vs Memphis (Oct 14, 2016)
Long Punt	69	vs SMU (Oct 29, 2016)
Punts inside 20	6	at Houston (Nov 12, 2016)
Long Punt Return	9	vs Memphis (Oct 14, 2016)



2016 GAME-BY-GAME STATS

PASSING STATS

#14 CUIELLETTE, G.	Comp	Att	Int	Pct	Yards	TD	Long	Sacked	Effic
Wake Forest	12	23	0	52.2	134	0	46	4-28	101.11
Southern	1	2	1	50.0	5	0	5	0-0	-29.00
UL Lafayette	10	23	1	43.5	165	4	34	2-12	152.43
Massachusetts	11	20	0	55.0	168	1	38	1-5	142.06
Memphis	11	30	1	36.7	144	1	28	1-5	81.32
Tulsa	3	19	0	15.8	37	0	19	4-30	32.15
SMU	13	26	1	50.0	164	2	33	2-11	120.68
UCF	5	21	3	23.8	68	0	20	0-0	22.44
Houston	21	42	0	50.0	241	2	28	3-17	113.91
TOTALS	87	206	7	42.2	1126	10	46	18-112	97.37

#1 BRANTLEY, J.	Comp	Att	Int	Pct	Yards	TD	Long	Sacked	Effic
Southern	1	4	0	25.0	7	0	7	0-0	39.70
NAVY	3	12	0	25.0	21	0	11	1-12	39.70
UL Lafayette	3	3	0	100.0	16	0	12	1-9	144.80
Massachusetts	0	1	0	0.0	0	0	0	0-0	0.00
TOTALS	7	20	0	35.0	44	0	12	2-21	53.48

RUSHING AND RECEIVING STATS

RUSHING	No-Yds/TD	WF	SUBR	NAVY	UL	UMASS	MEM	TLS	SMU	UCF	HOU
HILLIARD, D.	130-737/9	7-36/0	10-103/3	16-97/1	16-49/0	22-99/1	8-21/0	12-124/2	13-111/1	18-84/1	8-13/0
ROUNDS, Josh	99-643/5	1-3/0	11-66/2	11-75/1	10-45/0	16-77/1	7-33/0	15-166/1	7-58/0	13-48/0	8-72/0
THOMPSON, L.	60-376/4	6-21/0	4-28/2	6-20/0	7-30/0	8-54/1	8-69/0	7-66/1	3-8/0	9-60/0	2-20/0
CUIELLETTE, G.	111-185/1	22-54/0	5-20/0	2-4/0	6-5/0	12-60/0	18-35/1	9-12/0	13-29/0	11-18/0	13-10/0
BRANTLEY, J.	37-161/0	DNP	11-119/0	10-29/0	8-7/0	3-1/0	DNP	2-7/0	3-2/0	DNP	DNP
BADIE, Sherman	36-144/1	7-26/0	5-40/0	DNP	DNP	DNP	DNP	4-4/0	6-20/1	10-47/0	4-7/0
ENCALADE, T.	4-46/0	-	-	2-23/0	-	-	-	-	-	2-23/0	-
A. Zuckerman	4-26/0	DNP	4-26/0	DNP	DNP	DNP	-	DNP	DNP	-	DNP
BRADWELL, D.	8-21/0	4-6/0	4-15/0	DNP	DNP	DNP	DNP	DNP	DNP	DNP	DNP
MOONEY, Darnell	3-18/0	-	-	-	1-4/0	-	2-14/0	-	-	-	-
GLENN, Devin	2-9/0	-	1-6/0	-	-	-	-	-	1-3/0	-	DNP
SCOTT, Trey	2-7/0	DNP	1-7/0	-	-	-	-	-	-	1-0/0	-
BERTRAND, Jared	1-7/0	DNP	1-7/0	DNP	DNP	DNP	DNP	DNP	DNP	DNP	DNP
TEAM	5-16/0	DNP	-	DNP	-	3-11/0	1-3/0	DNP	DNP	DNP	1-2/0

RECEIVING	No-Yds/TD	WF	SUBR	NAVY	UL	UMASS	MEM	TLS	SMU	UCF	HOU
ENCALADE, T.	33-438/6	4-19/0	1-5/0	-	7-103/3	7-125/1	3-47/0	1-3/0	4-75/2	1-20/0	5-41/0
MOONEY, Darnell	21-234/2	-	-	-	3-51/1	3-25/0	4-45/0	1-19/0	1-8/0	2-23/0	7-63/1
DACE, Larry	11-130/0	4-38/0	-	-	-	DNP	-	1-15/0	2-22/0	-	4-55/0
HILLIARD, D.	9-114/0	1-8/0	-	2-16/0	1-12/0	-	1-28/0	-	3-35/0	-	1-15/0
ROUNDS, Josh	4-70/0	1-46/0	-	-	1-1/0	-	1-10/0	-	-	-	1-15/0
ARDOIN, Kendall	3-48/1	DNP	1-7/0	-	-	-	1-20/1	-	DNP	-	1-21/0
BREAUX, Devon	3-38/0	1-17/0	-	1-5/0	1-16/0	-	-	-	-	DNP	DNP
OWENS, D.J.	1-28/1	-	-	-	DNP	-	DNP	DNP	-	-	1-28/1
GLENN, Devin	2-25/0	-	-	-	-	-	-	-	-	2-25/0	DNP
JOHNSON, Chris	1-18/0	-	-	-	-	1-18/0	-	DNP	-	-	-
SCOTT, Trey	2-14/0	DNP	-	-	-	-	-	-	2-14/0	-	-
BADIE, Sherman	1-10/0	-	-	DNP	DNP	DNP	DNP	-	1-10/0	-	-
COOPER, Tristan	1-3/0	DNP	DNP	DNP	DNP	DNP	DNP	DNP	DNP	DNP	1-3/0
THOMPSON, L.	2-0/0	1-6/0	-	-	-	-	1-6/0	-	-	-	-



2016 GAME-BY-GAME STATS

TACKLES

Total Tackles	UA-A	Total	WF	SUBR	NAVY	UL	UMASS	MEM	TLS	SMU	UCF	HOU
MARLEY, Nico	47-29	76	4-1	3-1	11-3	5-6	1-3	4-3	2-5	9-1	3-2	5-4
FRANKLIN, J.	37-30	67	3-4	0-1	6-3	4-3	0-5	2-3	6-3	6-5	6-1	4-2
SMART, Tanzel	26-30	56	3-1	1-0	1-5	7-3	1-3	4-3	3-5	2-0	2-5	2-5
TEAMER, R.	30-19	49	3-0	0-1	6-2	6-0	1-3	6-0	1-7	2-3	2-2	3-1
ARUNA, Ade	22-15	37	2-2	1-1	1-2	3-2	0-1	3-1	4-0	6-2	1-3	1-1
HARRIS, Zachery	19-17	36	-	3-1	DNP	4-1	4-4	1-0	DNP	4-1	0-3	3-7
MARBLEY, R.J.	22-10	32	1-1	5-0	2-2	3-1	DNP	5-1	6-5	-	-	-
LEWIS, Donnie	23-7	30	1-1	1-1	5-1	7-1	4-0	2-0	DNP	DNP	2-1	1-2
ALLEN, Richard	22-5	27	3-2	2-1	2-0	2-0	4-2	3-0	4-0	1-0	DNP	1-0
NICKERSON, P.	18-8	26	0-1	1-0	2-1	1-2	1-1	3-1	1-2	4-0	5-0	-
SHENALL, Taris	17-6	23	1-0	4-0	1-1	2-0	-	1-0	0-1	3-2	1-0	4-2
WILSON, Sean	8-13	21	1-1	-	-	2-3	1-2	3-1	1-2	-	0-3	0-1
KENNEDY, Robert	11-10	21	2-1	-	DNP	DNP	-	-	5-5	1-2	1-0	2-2
WASHINGTON, E.	10-7	17	-	2-1	-	2-2	1-0	1-0	0-1	0-1	-	4-2
THOMAS, Eric	8-8	16	3-3	3-1	-	-	0-1	1-0	0-1	0-2	1-0	-
CARROLL, Q.	11-4	15	1-1	1-1	1-0	5-1	-	1-0	DNP	2-1	DNP	DNP
HARPER, Will	9-6	15	1-1	3-1	-	2-1	0-1	2-0	0-2	-	1-0	-
JACKSON, Luke	10-4	14	1-0	-	-	1-0	1-0	-	3-1	1-0	2-1	1-2
WILLIAMS, Daren	6-8	14	-	1-0	-	3-1	DNP	-	0-5	1-0	1-1	0-1
BOWIE, Eric	12-2	14	1-0	3-0	-	4-0	2-0	1-0	1-1	0-1	DNP	DNP
WOULLARD, Peter	6-7	13	-	1-0	3-2	1-1	0-3	1-1	-	DNP	DNP	DNP
KEYES, T.	4-2	6	DNP	0-1	DNP	-	DNP	DNP	3-0	DNP	1-0	0-1
HALL, P.J.	2-3	5	-	-	-	-	-	-	0-2	1-1	-	1-0
GLENN, Devin	3-1	4	-	1-0	1-0	-	1-1	-	-	-	-	DNP
BRYANT, Larry	1-2	3	-	-	-	-	0-1	-	0-1	1-0	-	-
ENCALADE, T.	1-1	2	-	-	-	1-0	0-1	-	-	-	-	-
WASHINGTON, J.	2-0	2	DNP	-	2-0	DNP	-	-	-	-	-	-
LOFTON, Stephon	1-0	1	DNP	-	DNP	DNP	-	-	DNP	1-0	DNP	-
GRAHAM, L.	1-0	1	-	1-0	-	-	-	-	-	-	-	-
WADLEIGH, M.	1-0	1	-	-	-	-	-	-	-	1-0	-	-
EDWARDS, B.	0-1	1	-	-	-	-	-	-	0-1	-	DNP	DNP
EATHERLY, Geron	0-1	1	-	-	-	-	-	-	-	-	-	0-1

SACKS

SACKS	UA-A	Total	WF	SUBR	NAVY	UL	UMASS	MEM	TLS	SMU	UCF	HOU
SMART, Tanzel	4-1	4.5	1.0-3	-	-	1.0-7	1.0-0	-	-	-	-	1.5-17
ARUNA, Ade	4-0	4.0	-	1.0-10	-	-	-	1.0-7	-	2.0-12	-	-
MARLEY, Nico	3-0	3.0	-	-	2.0-13	1.0-10	-	-	-	-	-	-
WILSON, Sean	3-0	3.0	-	-	-	1.0-4	-	2.0-14	-	-	-	-
WASHINGTON, E.	2-0	2.0	-	-	-	-	1.0-7	-	-	-	-	1.0-7
CARROLL, Q.	2-0	2.0	-	-	-	2.0-14	-	-	DNP	-	DNP	DNP
WOULLARD, Peter	2-0	2.0	-	-	1.0-7	1.0-3	-	-	-	DNP	DNP	DNP
JACKSON, Luke	1-0	1.0	-	-	-	-	-	-	1.0-3	-	-	-
FRANKLIN, J.	1-0	1.0	-	-	-	-	-	-	-	-	-	1.0-5
WILLIAMS, Daren	1-0	1.0	-	-	-	-	DNP	-	-	-	1.0-10	-
TEAMER, R.	1-0	1.0	-	-	-	-	-	-	-	1.0-10	-	-
BOWIE, Eric	0-1	0.5	-	-	-	-	-	-	-	0.5-3	DNP	DNP
LEWIS, Donnie	0-1	0.5	-	-	-	-	-	-	DNP	DNP	-	0.5-0
THOMAS, Eric	0-1	0.5	-	-	-	-	-	-	-	0.5-3	-	-



2016 GAME-BY-GAME STATS

TACKLES FOR LOSS

TACKLES FOR LOSS	UA-A	Total	WF	SUBR	NAVY	UL	UMASS	MEM	TLS	SMU	UCF	HOU
SMART, Tanzel	11-5	13.5	2-0-6	1-0-1	-	3-0-13	-	1-0-5	1.5-5	1-0-1	0.5-0	3.5-22
MARLEY, Nico	11-2	12.0	1-0-2	-	2-0-13	3-0-15	-	-	0.5-1	3-0-11	-	2.5-5
ARUNA, Ade	8-0	8.0	-	1-0-10	1-0-2	-	-	2-0-8	-	3-0-14	-	1-0-2
CARROLL, Q.	6-0	6.0	-	1-0-1	1-0-2	3-0-15	-	-	DNP	1-0-3	DNP	DNP
JACKSON, Luke	3-2	4.0	-	-	-	-	-	-	2-0-5	-	1.5-8	0.5-1
WILSON, Sean	4-0	4.0	-	-	-	1-0-4	1-0-4	2-0-14	-	-	-	-
WASHINGTON, E.	3-2	4.0	-	1-0-3	-	-	1-0-7	-	-	-	-	2-0-10
WILLIAMS, Daren	2-2	3.0	-	1-0-2	-	-	DNP	-	0.5-0	-	1.5-11	-
TEAMER, R.	3-0	3.0	1-0-2	-	1-0-5	-	-	-	-	1-0-10	-	-
HARRIS, Zachery	2-1	2.5	-	-	DNP	-	-	-	DNP	1-0-3	0.5-2	1-0-3
LEWIS, Donnie	1-2	2.0	0.5-1	-	-	-	-	-	DNP	DNP	1-0-2	0.5-0
KENNEDY, Robert	1-2	2.0	0.5-1	-	DNP	DNP	-	-	0.5-1	-	-	1-0-1
THOMAS, Eric	1-2	2.0	-	-	-	-	-	1-0-1	0.5-1	0.5-3	-	-
WOULLARD, Peter	2-0	2.0	-	-	1-0-7	1-0-3	-	-	-	DNP	DNP	DNP
FRANKLIN, J.	1-1	1.5	-	-	-	-	-	-	0.5-0	-	-	1-0-5
WASHINGTON, J.	1-0	1.0	DNP	-	1-0-1	DNP	-	-	-	-	-	-
MARBLEY, R.J.	1-0	1.0	-	-	-	-	DNP	1-0-1	-	-	-	-
BOWIE, Eric	0-1	0.5	-	-	-	-	-	-	-	0.5-3	DNP	DNP

PUNT/KICKOFF/FUMBLE/INTERCEPTION RETURNS

PUNT RETURNS	No-Yds	WF	SUBR	NAVY	UL	UMASS	MEM	TLS	SMU	UCF	HOU
HILLIARD, D.	7-25	2-10	-	1-3	-	2-9	2-3	-	-	-	-
BADIE, Sherman	1-23	-	-	DNP	DNP	DNP	DNP	-	-	-	1-23
FRANKLIN, J.	1-0	-	1-0	-	-	-	-	-	-	-	-
MOONEY, Darnell	1-0	-	-	-	-	-	-	1-0	-	-	-
NICKERSON, P.	2--11	-	-	-	-	-	-	-	1-0	-	1--11

KICK RETURNS	No-Yds	WF	SUBR	NAVY	UL	UMASS	MEM	TLS	SMU	UCF	HOU
BADIE, Sherman	14-379	1-22	4-135	DNP	DNP	DNP	DNP	-	5-126	1-20	3-76
GLENN, Devin	8-152	-	-	2-37	1-10	2-43	-	3-62	-	-	DNP
BREAUX, Devon	4-77	-	-	-	-	-	3-53	1-24	-	DNP	DNP
HILLIARD, D.	1-18	-	-	1-18	-	-	-	-	-	-	-

INT. RETURNS	No-Yds	WF	SUBR	NAVY	UL	UMASS	MEM	TLS	SMU	UCF	HOU
NICKERSON, P.	3-133	-	1-96	-	1-37	-	-	-	-	1-0	-
LEWIS, Donnie	2-14	-	-	-	1-12	-	-	DNP	DNP	-	1-2
FRANKLIN, J.	1-0	-	-	-	-	1-0	-	-	-	-	-
MARLEY, Nico	1-0	-	1-0	-	-	-	-	-	-	-	-
SHENALL, Taris	1-23	-	-	-	-	-	-	-	1-23	-	-
ALLEN, Richard	1-5	-	-	-	-	-	1-5	-	-	DNP	-
CARROLL, Q.	1-3	-	-	-	-	-	-	DNP	1-3	DNP	DNP

FUMBLE RETURNS	No-Yds	WF	SUBR	NAVY	UL	UMASS	MEM	TLS	SMU	UCF	HOU
WOULLARD, Peter	1-34	-	-	-	1-34	-	-	-	DNP	DNP	DNP



3RD & 4TH DOWN CONVERSIONS / TIME OF POSSESSION

Date	Opponent	Score	Overall	1st Qtr	2nd Qtr	3rd Qtr	4th Qtr	Overtime
Sep 01, 2016	at Wake Forest	L 3-7	8-20 40.0	0-3 0.0	2-5 40.0	3-5 60.0	3-7 42.9	
Sep 10, 2016	SOUTHERN	W 66-21	5-10 50.0	1-1 100.0	1-1 100.0	2-5 40.0	1-3 33.3	
Sep 17, 2016	NAVY	L 14-21	2-12 16.7	1-3 33.3	0-2 0.0	0-3 0.0	1-4 25.0	
Sep 24, 2016	UL LAFAYETTE	W 41-39	0-16 0.0	0-2 0.0	0-5 0.0	0-4 0.0	0-4 0.0	0-1 0.0
10/01/16	at Massachusetts	W 31-24	5-17 29.4	3-5 60.0	1-6 16.7	0-2 0.0	1-4 25.0	
Oct 14, 2016	MEMPHIS	L 14-24	4-16 25.0	1-2 50.0	1-4 25.0	1-5 20.0	1-5 20.0	
Oct 22, 2016	at Tulsa	L 27-50	6-17 35.3	1-4 25.0	2-5 40.0	2-5 40.0	1-3 33.3	
Oct 29, 2016	SMU	L 31-35	4-16 25.0	0-4 0.0	0-3 0.0	2-4 50.0	2-5 40.0	
Nov 05, 2016	at UCF	L 6-37	5-17 29.4	2-3 66.7	1-3 33.3	0-4 0.0	2-7 28.6	
Nov 12, 2016	at Houston	L 18-30	5-19 26.3	2-5 40.0	0-5 0.0	1-4 25.0	2-5 40.0	
	Tulane		44-160 27.5	11-32 34.4	8-39 20.5	11-41 26.8	14-47 29.8	0-1 0.0
	Opponents		64-156 41.0	25-44 56.8	16-42 38.1	10-32 31.2	12-36 33.3	1-2 50.0

4th-Down Conversions

Date	Opponent	Score	Overall	1st Qtr	2nd Qtr	3rd Qtr	4th Qtr	Overtime
Sep 01, 2016	at Wake Forest	L 3-7	1-4 25.0	0-0 0.0	0-1 0.0	0-0 0.0	1-3 33.3	
Sep 10, 2016	SOUTHERN	W 66-21	2-3 66.7	0-0 0.0	0-0 0.0	1-2 50.0	1-1 100.0	
Sep 17, 2016	NAVY	L 14-21	3-4 75.0	0-0 0.0	1-1 100.0	2-2 100.0	0-1 0.0	
Sep 24, 2016	UL LAFAYETTE	W 41-39	0-1 0.0	0-1 0.0	0-0 0.0	0-0 0.0	0-0 0.0	0-0 0.0
10/01/16	at Massachusetts	W 31-24	3-5 60.0	1-1 100.0	1-2 50.0	1-1 100.0	0-1 0.0	
Oct 14, 2016	MEMPHIS	L 14-24	2-3 66.7	0-0 0.0	0-0 0.0	1-2 50.0	1-1 100.0	
Oct 22, 2016	at Tulsa	L 27-50	1-2 50.0	0-0 0.0	0-0 0.0	0-0 0.0	1-2 50.0	
Oct 29, 2016	SMU	L 31-35	3-4 75.0	1-1 100.0	0-0 0.0	0-0 0.0	2-3 66.7	
Nov 05, 2016	at UCF	L 6-37	2-4 50.0	0-0 0.0	0-0 0.0	0-1 0.0	2-3 66.7	
Nov 12, 2016	at Houston	L 18-30	1-4 25.0	1-1 100.0	0-0 0.0	0-0 0.0	0-3 0.0	
	Tulane		18-34 52.9	3-4 75.0	2-4 50.0	5-8 62.5	8-18 44.4	0-0 0.0
	Opponents		3-6 50.0	0-1 0.0	0-0 0.0	0-1 0.0	3-4 75.0	0-0 0.0

Time of Possession

Date	Opponent	Score	Overall	1st Qtr	2nd Qtr	3rd Qtr	4th Qtr	Overtime
Sep 01, 2016	at Wake Forest	L 3-7	34:56	6:41	9:35	8:45	9:55	
Sep 10, 2016	SOUTHERN	W 66-21	33:12	3:42	6:22	13:02	10:06	
Sep 17, 2016	NAVY	L 14-21	28:54	5:56	8:06	8:03	6:49	
Sep 24, 2016	UL LAFAYETTE	W 41-39	28:50	5:21	9:04	9:26	4:59	0:00
10/01/16	at Massachusetts	W 31-24	40:30	11:35	11:10	9:36	8:09	
Oct 14, 2016	MEMPHIS	L 14-24	32:32	5:33	8:55	10:16	7:48	
Oct 22, 2016	at Tulsa	L 27-50	27:37	6:45	6:29	9:56	4:27	
Oct 29, 2016	SMU	L 31-35	31:39	8:39	7:09	8:51	7:00	
Nov 05, 2016	at UCF	L 6-37	39:50	10:47	7:27	9:25	12:11	
Nov 12, 2016	at Houston	L 18-30	31:28	8:45	6:27	7:50	8:26	
	Tulane	Total	329:28	73:44	80:44	95:10	79:50	0:00
		Avg.	32:56	7:22	8:04	9:31	7:59	0:00
	Opponents	Total	270:32	76:16	69:16	54:50	70:10	0:00
		Avg.	27:03	7:37	6:55	5:29	7:01	0:00



2016 GAME-BY-GAME STATS

GAME PARTICIPATION

#	PLAYER	GP-GS	WF	SUBR	NAVY	UL	UMASS	MEM	TLS	SMU	UCF	HOU
23	ALLEN, Richard	9/8	START	START	START	START	START	START	START	START	...	XXX
89	ARDOIN, Kendall	8/7	...	START	START	START	START	START	START	...	START	XXX
87	ARUNA, Ade	10/10	START	START	START	START	START	START	START	START	START	START
3	BADIE, Sherman	6/-	XXX	XXX	XXX	XXX	XXX	XXX
29	BERTRAND, Jared	1/-	...	XXX
49	BLOCK, Zachary	10/-	XXX	XXX	XXX	XXX	XXX	XXX	XXX	XXX	XXX	XXX
55	BOWIE, Eric	8/-	XXX	XXX	XXX	XXX	XXX	XXX	XXX	XXX
11	BRADWELL, D.	2/-	XXX	XXX
1	BRANTLEY, J.	6/2	...	XXX	START	START	XXX	...	XXX	XXX
8	BREAUX, Devon	8/7	START	START	START	START	START	XXX	START	START
73	BROWN, Leeward	10/10	START	START	START	START	START	START	START	START	START	START
36	BRYANT, Larry	10/-	XXX	XXX	XXX	XXX	XXX	XXX	XXX	XXX	XXX	XXX
54	CARROLL, Q.	7/1	XXX	XXX	START	XXX	XXX	XXX	...	XXX
30	COOPER, Tristan	1/-	XXX
14	CUIELLETTE, G.	10/8	START	START	XXX	XXX	START	START	START	START	START	START
85	DACE, Larry	9/3	START	START	START	XXX	...	XXX	XXX	XXX	XXX	XXX
39	DAVIS, Sam	4/-	XXX	XXX	XXX	XXX
51	DIAZ, Junior	3/3	START	START	START
42	DIROCCO, Andrew	10/-	XXX	XXX	XXX	XXX	XXX	XXX	XXX	XXX	XXX	XXX
60	EATHERLY, Geron	10/-	XXX	XXX	XXX	XXX	XXX	XXX	XXX	XXX	XXX	XXX
65	EDWARDS, B.	8/1	XXX	XXX	START	XXX	XXX	XXX	XXX	XXX
5	ENCALADE, T.	10/10	START	START	START	START	START	START	START	START	START	START
6	FRANKLIN, J.	10/10	START	START	START	START	START	START	START	START	START	START
7	GLENN, Devin	9/-	XXX	XXX	XXX	XXX	XXX	XXX	XXX	XXX	XXX	...
96	GOLUB, Aaron	1/-	...	XXX
35	GRAHAM, L.	10/-	XXX	XXX	XXX	XXX	XXX	XXX	XXX	XXX	XXX	XXX
82	GREEN, Reed	1/-	...	XXX
16	HALL, P.J.	10/1	XXX	XXX	XXX	XXX	XXX	XXX	XXX	START	XXX	XXX
12	HARPER, Sean	8/-	XXX	XXX	XXX	...	XXX	XXX	XXX	XXX	...	XXX
4	HARPER, Will	10/-	XXX	XXX	XXX	XXX	XXX	XXX	XXX	XXX	XXX	XXX
40	HARRIS, Zachery	8/6	XXX	START	...	START	START	START	...	XXX	START	START
45	HARVEY, Randy	4/-	...	XXX	XXX	XXX	XXX
80	HICKS, Andrew	1/-	XXX	...
26	HILLIARD, D.	10/10	START	START	START	START	START	START	START	START	START	START
44	JACKSON, Luke	10/-	XXX	XXX	XXX	XXX	XXX	XXX	XXX	XXX	XXX	XXX
1J	JACKSON, Tre	2/-	XXX	XXX
78	JACQUET, Todd	10/10	START	START	START	START	START	START	START	START	START	START
9	JOHNSON, Chris	9/3	XXX	XXX	XXX	XXX	XXX	START	...	XXX	START	START
74	JOHNSON, Devon	1/-	...	XXX
99	JOHNSON, Tyler	3/2	XXX	START	...	START
84	JONES, Charles	4/1	START	XXX	...	XXX	XXX
90	KENNEDY, Robert	8/5	START	START	XXX	XXX	XXX	START	START	START
37	KEYES, T.	5/-	...	XXX	...	XXX	XXX	...	XXX	XXX
72	LEGLUE, John	10/10	START	START	START	START	START	START	START	START	START	START
21	LEWIS, Donnie	8/8	START	START	START	START	START	START	START	START
24	LEWIS, Eric	4/-	XXX	XXX	XXX	XXX
32	LOFTON, Stephon	5/-	...	XXX	XXX	XXX	...	XXX	...	XXX

**GAME PARTICIPATION**

##	PLAYER	GP-GS	WF	SUBR	NAVY	UL	UMASS	MEM	TLS	SMU	UCF	HOU
62	LOGAN, Steven	1/-	...	XXX
56	MARBLEY, R.J.	9/2	XXX	XXX	XXX	XXX	...	XXX	START	START	XXX	XXX
2	MARLEY, Nico	10/10	START	START	START	START	START	START	START	START	START	START
53	McLEOD, K.	2/-	...	XXX	XXX
46	MEDINA, Sergio	4/-	...	XXX	XXX	XXX	XXX
86	MOONEY, Darnell	10/6	XXX	XXX	XXX	START	START	START	START	START	XXX	START
20	NAPOLEON, Chase	6/-	...	XXX	XXX	XXX	XXX	XXX	XXX
1A	NEWMAN, Brian	1/-	XXX	...
17	NICKERSON, P.	10/10	START	START	START	START	START	START	START	START	START	START
81	OWENS, D.J.	7/-	XXX	XXX	XXX	...	XXX	XXX	XXX	XXX
15	ROBERTSON, J.	1/-	XXX	...
25	ROUNDS, Josh	10/-	XXX	XXX	XXX	XXX	XXX	XXX	XXX	XXX	XXX	XXX
79	SANTA MARINA, K	8/6	XXX	XXX	...	START	START	START	START	START	START	...
83	SCOTT, Trey	9/-	...	XXX	XXX	XXX	XXX	XXX	XXX	XXX	XXX	XXX
19	SHENALL, Taris	10/3	XXX	XXX	XXX	XXX	XXX	XXX	START	XXX	START	START
77	SMART, Tanzel	10/10	START	START	START	START	START	START	START	START	START	START
71	STEWART, Jason	5/-	...	XXX	XXX	...	XXX	XXX	XXX
31	STRICKLAND, M.	1/-	XXX
75	TAYLOR, Chris	10/10	START	START	START	START	START	START	START	START	START	START
38	TEAMER, R.	10/10	START	START	START	START	START	START	START	START	START	START
52	THOMAS, Eric	10/1	START	XXX	XXX	XXX	XXX	XXX	XXX	XXX	XXX	XXX
33	THOMPSON, L.	10/-	XXX	XXX	XXX	XXX	XXX	XXX	XXX	XXX	XXX	XXX
13	TOWNSEND, W.	4/-	XXX	XXX	XXX	...	XXX	...
22	WADLEIGH, M.	10/-	XXX	XXX	XXX	XXX	XXX	XXX	XXX	XXX	XXX	XXX
91	WASHINGTON, E.	10/1	XXX	XXX	START	XXX	XXX	XXX	XXX	XXX	XXX	XXX
93	WASHINGTON, J.	8/2	...	XXX	XXX	...	XXX	XXX	XXX	XXX	START	START
92	WILLIAMS, Daren	9/-	XXX	XXX	XXX	XXX	...	XXX	XXX	XXX	XXX	XXX
94	WILSON, Sean	10/9	START	START	XXX	START	START	START	START	START	START	START
57	WOULLARD, Peter	7/4	XXX	XXX	XXX	START	START	START	START
47	A. Zuckerman	3/-	...	XXX	XXX	XXX	...



2016 DRIVE CHARTS

WEEK 1: AT WAKE FOREST

Team	Qtr	Drive Started			Drive Ended			Consumed	
		Spot	Time	Obtained	Spot	Time	How lost	PI - Yds	TOP
TLN	1st	T25	15:00	Kickoff	W24	10:22	*FIELD GOAL	8 - 51	4:38
TLN		T01	05:31	Punt	T09	03:28	Punt	3 - 8	2:03
TLN	2nd	T24	14:16	Kickoff	W42	08:25	Punt	11 - 34	5:51
TLN		W34	06:58	Punt	W28	04:56	Downs	4 - 6	2:02
TLN		T10	01:45	Punt	T19	00:03	Punt	3 - 9	1:42
TLN	3rd	T17	13:02	Punt	T37	08:53	Punt	8 - 20	4:09
TLN		T21	06:23	Punt	W42	03:23	Punt	6 - 37	3:00
TLN		T44	01:36	Punt	W26	11:45	Missed FG	10 - 30	4:51
TLN	4th	T14	10:17	Punt	W15	04:22	Downs	11 - 71	5:55
TLN		T36	01:35	Punt	T45	00:50	Fumble	8 - 9	0:45

Tulane	1st Qtr	2nd Qtr	3rd Qtr	4th Qtr	1st Half	2nd Half	Total
Time of possession	06:41	09:35	08:45	09:55	16:16	18:40	34:56
3rd down conversions	0-3	2-5	3-5	3-7	2-8	6-12	8-20
Average field position	T13	T33	T27	T25	T25	T26	T25
4th down conversions	0-0	0-1	0-0	1-3	0-1	1-3	1-4

WEEK 2: VS SOUTHERN

Team	Qtr	Drive Started			Drive Ended			Consumed	
		Spot	Time	Obtained	Spot	Time	How lost	PI - Yds	TOP
TLN	1st	S13	13:35	Fumble	S00	13:01	*TOUCHDOWN	2 - 13	0:34
TLN		S31	12:23	Interception	S00	10:19	*TOUCHDOWN	5 - 31	2:04
TLN		S00	06:33	Interception	S00	06:33	*TOUCHDOWN	0 - 0	0:00
TLN		S00	02:15	Kickoff	S00	02:15	*TOUCHDOWN	0 - 0	0:00
TLN		S12	00:51	Punt	S00	14:57	*TOUCHDOWN	3 - 12	0:54
TLN	2nd	T20	12:15	Punt	S00	11:06	*TOUCHDOWN	4 - 80	1:09
TLN		S49	09:04	Punt	S00	06:23	*TOUCHDOWN	4 - 49	2:41
TLN		T20	02:29	Fumble	T46	00:00	End of half	4 - 26	2:29
TLN	3rd	T17	14:50	Kickoff	T20	13:22	Interception	3 - 3	1:28
TLN		T21	13:14	Kickoff	S30	10:56	Downs	5 - 49	2:18
TLN		T24	09:43	Kickoff	S00	07:15	*TOUCHDOWN	6 - 76	2:28
TLN		T41	06:24	Punt	S08	14:50	*FIELD GOAL	14 - 51	6:34
TLN	4th	S31	13:43	Punt	S00	08:50	*TOUCHDOWN	7 - 31	4:53
TLN		T30	05:03	Punt	S25	00:00	End of half	7 - 45	5:03

Tulane	1st Qtr	2nd Qtr	3rd Qtr	4th Qtr	1st Half	2nd Half	Total
Time of possession	03:42	06:22	13:02	10:06	10:04	23:08	33:12
3rd down conversions	1-1	1-1	2-5	1-3	2-2	3-8	5-10
Average field position	S14	T30	T25	T49	S38	T33	T49
4th down conversions	0-0	0-0	1-2	1-1	0-0	2-3	2-3

WEEK 3: VS NAVY

Team	Qtr	Drive Started			Drive Ended			Consumed	
		Spot	Time	Obtained	Spot	Time	How lost	PI - Yds	TOP
TLN	1st	T21	15:00	Kickoff	T20	13:22	Punt	3 - (1)	1:38
TLN		T21	11:03	Punt	N48	06:45	Punt	8 - 31	4:18
TLN	2nd	T25	14:28	Kickoff	N00	10:22	*TOUCHDOWN	8 - 75	4:06
TLN		T36	09:07	Punt	T43	05:58	Punt	7 - 7	3:09
TLN		T17	00:51	Punt	T15	00:00	End of half	2 - (2)	0:51
TLN	3rd	T30	13:15	Fumble	T37	09:45	Punt	7 - 7	3:30
TLN		T24	04:46	Kickoff	N00	00:19	*TOUCHDOWN	9 - 76	4:27
TLN	4th	T20	14:27	Punt	T18	13:05	Punt	3 - (2)	1:22
TLN		T34	12:13	Fumble	N27	07:39	Missed FG	9 - 39	4:34
TLN		T22	02:51	Kickoff	T17	02:04	Downs	4 - (5)	0:47

Tulane	1st Qtr	2nd Qtr	3rd Qtr	4th Qtr	1st Half	2nd Half	Total
Time of possession	05:56	08:06	08:03	06:49	14:02	14:52	28:54
3rd down conversions	1-3	0-2	0-3	1-4	1-5	1-7	2-12
Average field position	T21	T26	T27	T25	T24	T26	T25
4th down conversions	0-0	1-1	2-2	0-1	1-1	2-3	3-4

**WEEK 4: VS UL LAFAYETTE**

Team	Qtr	Spot	Drive Started		Drive Ended			Consumed		
			Time	Obtained	Spot	Time	How lost	PI	- Yds	TOP
TLN	1st	U25	10:40	Fumble	U16	08:53	Downs	4	- 9	1:47
TLN		T20	05:11	Kickoff	T45	01:42	Punt	6	- 25	3:29
TLN		T25	12:22	Kickoff	T28	12:22	Punt	3	- 3	0:00
TLN	2nd	U13	11:41	Interception	U06	10:16	*FIELD GOAL	4	- 7	1:25
TLN		T34	09:20	Punt	T48	07:08	Punt	5	- 14	2:12
TLN		U12	05:59	Interception	U18	04:16	*FIELD GOAL	4	- (6)	1:43
TLN	3rd	T45	03:31	Punt	U47	02:11	Punt	3	- 8	1:20
TLN		T35	01:14	Punt	U47	00:16	Interception	4	- 18	0:58
TLN		T25	15:00	Kickoff	T41	12:57	Punt	4	- 16	2:03
TLN		T32	11:30	Punt	T40	10:24	Punt	3	- 8	1:06
TLN		U06	10:24	Fumble	U03	08:23	*FIELD GOAL	4	- 3	2:01
TLN		T25	07:01	Punt	T12	04:56	Punt	3	- (13)	2:05
TLN		T25	03:18	Kickoff	U00	01:07	*TOUCHDOWN	5	- 75	2:11
TLN	4th	T13	13:38	Punt	T17	11:58	Punt	3	- 4	1:40
TLN		T25	05:55	Kickoff	T29	04:57	Punt	3	- 4	0:58
TLN		T19	03:47	Punt	T26	02:26	Punt	3	- 7	1:21
TLN	OT	T20	01:09	Punt	T45	00:09	Punt	5	- 25	1:00
TLN		U25	15:00	Possession	U00	15:00	*TOUCHDOWN	1	- 25	0:00
TLN		U25	15:00	Possession	U00	15:00	*TOUCHDOWN	1	- 25	0:00
TLN		U25	15:00	Possession	U31	15:00	*FIELD GOAL	6	- (6)	0:00
TLN		U25	15:00	Possession	U00	15:00	*TOUCHDOWN	4	- 25	0:00
Tulane				1st Qtr	2nd Qtr	3rd Qtr	4th Qtr	1st Half	2nd Half	Total
Time of possession				05:21	09:04	09:26	04:59	14:25	14:25	28:50
3rd down conversions				0-2	0-5	0-4	0-4	0-7	0-8	0-16
Average field position				T47	U48	T40	T19	U49	T30	T40
4th down conversions				0-1	0-0	0-0	0-0	0-1	0-0	0-1

WEEK 5: AT UMASS

Team	Qtr	Drive Started			Drive Ended			Consumed		
		Spot	Time	Obtained	Spot	Time	How lost	PI - Yds	TOP	
TLN	1st	T37	15:00	Kickoff	T35	12:32	Punt	3 - (2)	2:28	
TLN		T15	11:20	Kickoff	T12	11:20	Fumble	0 - (3)	0:00	
TLN		T25	11:06	Kickoff	M00	06:37	*TOUCHDOWN	10 - 75	4:29	
TLN		T10	04:38	Punt	M05	11:06	*FIELD GOAL	20 - 85	8:32	
TLN	2nd	T21	09:48	Interception	M34	05:23	Punt	8 - 45	4:25	
TLN		M44	03:19	Punt	M36	01:27	Downs	4 - 8	1:52	
TLN	3rd	T24	00:59	Punt	T46	00:00	End of half	5 - 22	0:59	
TLN		M38	14:35	Fumble	M00	14:08	*TOUCHDOWN	2 - 38	0:27	
TLN		T16	10:29	Punt	M00	06:54	*TOUCHDOWN	7 - 84	3:35	
TLN		T30	05:34	Punt	M28	12:52	Punt	12 - 42	7:42	
TLN	4th	T25	09:37	Kickoff	M00	05:32	*TOUCHDOWN	8 - 75	4:05	
TLN		T25	02:45	Kickoff	T27	02:18	Punt	3 - 2	0:27	
TLN		M39	01:29	Downs	T50	00:00	Downs	4 - (11)	1:29	
Tulane				1st Qtr	2nd Qtr	3rd Qtr	4th Qtr	1st Half	2nd Half	Total
Time of possession				11:35	11:10	09:36	08:09	22:45	17:45	40:30
3rd down conversions				3-5	1-6	0-2	1-4	4-11	1-6	5-17
Average field position				T24	T33	T36	T37	T28	T36	T32
4th down conversions				1-1	1-2	1-1	0-1	2-3	1-2	3-5

WEEK 7: VS MEMPHIS

Team	Qtr	Spot	Drive Started		Spot	Drive Ended		Consumed	
			Time	Obtained		Time	How lost	PI - Yds	TOP
TLN	1st	T47	08:30	Fumble	M49	05:53	Punt	6 - 4	2:37
TLN		T41	00:00	Punt	T41	03:53	Fumble	0 - 0	0:00
TLN		T34	02:56	Downs	M00	13:13	*TOUCHDOWN	10 - 66	4:43
TLN	2nd	T07	00:00	Punt	T07	11:38	Fumble	0 - 0	0:00
TLN		T18	10:46	Kickoff	M22	07:09	Missed FG	8 - 60	3:37
TLN		T08	05:17	Punt	T31	02:54	Punt	5 - 23	2:23
TLN		T16	00:53	Kickoff	T15	00:00	End of half	3 - (1)	0:53
TLN	3rd	T25	15:00	Kickoff	M33	08:52	Downs	12 - 42	6:08
TLN		T20	08:07	Interception	T29	06:03	Punt	3 - 9	2:04
TLN		T20	03:42	Punt	T21	02:45	Punt	3 - 1	0:57
TLN		T25	01:07	Kickoff	T47	13:36	Punt	5 - 22	2:31
TLN	4th	T12	11:43	Kickoff	T16	10:35	Punt	3 - 4	1:08
TLN		T30	09:17	Punt	T30	08:28	Punt	3 - 0	0:49
TLN		T33	07:21	Punt	M40	05:59	Interception	5 - 27	1:22
TLN		T20	03:43	Fumble	M00	00:47	*TOUCHDOWN	9 - 80	2:56
Tulane			1st Qtr	2nd Qtr	3rd Qtr	4th Qtr	1st Half	2nd Half	Total
Time of possession			05:33	08:55	10:16	07:48	14:28	18:04	32:32
3rd down conversions			1-2	1-4	1-5	1-5	2-6	2-10	4-16
Average field position			T40	T14	T22	T23	T24	T23	T23
4th down conversions			0-0	0-0	1-2	1-1	0-0	2-3	2-3

**WEEK 8: AT TULSA**

Team	Qtr	Drive Started			Drive Ended			Consumed	
		Spot	Time	Obtained	Spot	Time	How lost	PI - Yds	TOP
TLN	1st	U33	12:40	Kickoff	U37	11:10	Punt	3 - 4	1:30
TLN		U44	09:33	Punt	T00	07:25	*TOUCHDOWN	5 - 56	2:08
TLN		U22	05:19	Kickoff	U12	03:49	Punt	3 - (10)	1:30
TLN	2nd	U23	02:23	Punt	U29	00:58	Punt	3 - 6	1:25
TLN		U06	00:00	Punt	U06	13:15	Fumble	0 - 0	0:00
TLN		U24	11:57	Kickoff	U32	10:15	Punt	3 - 8	1:42
TLN	3rd	U25	07:05	Kickoff	U27	06:06	Punt	3 - 2	0:59
TLN		U25	03:42	Kickoff	T23	00:00	Missed FG	12 - 52	3:42
TLN		U25	15:00	Kickoff	U33	13:19	Punt	3 - 8	1:41
TLN	4th	T17	13:19	Fumble	T19	10:53	Missed FG	5 - (2)	2:26
TLN		U25	08:54	Kickoff	T37	07:25	Punt	5 - 38	1:29
TLN		U30	05:14	Punt	T00	02:10	*TOUCHDOWN	9 - 70	3:04
TLN	4th	T38	01:20	Fumble	T00	00:04	*TOUCHDOWN	3 - 38	1:16
TLN		U25	12:32	Kickoff	T49	10:22	Downs	8 - 26	2:10
TLN		U10	07:19	Kickoff	T00	05:07	*TOUCHDOWN	5 - 90	2:12

Tulane	1st Qtr	2nd Qtr	3rd Qtr	4th Qtr	1st Half	2nd Half	Total
Time of possession	06:45	06:29	09:56	04:27	13:14	14:23	27:37
3rd down conversions	1-4	2-5	2-5	1-3	3-9	3-8	6-17
Average field position	U30	U24	U45	U17	U28	U37	U32
4th down conversions	0-0	0-0	0-0	1-2	0-0	1-2	1-2

WEEK 9: VS SMU

Team	Qtr	Drive Started			Drive Ended			Consumed	
		Spot	Time	Obtained	Spot	Time	How lost	PI - Yds	TOP
TLN	1st	T40	13:00	Kickoff	T40	11:30	Punt	3 - 0	1:30
TLN		S47	09:51	Punt	S00	06:05	*TOUCHDOWN	9 - 47	3:46
TLN		T23	04:49	Kickoff	T21	03:02	Punt	3 - (2)	1:47
TLN	2nd	T36	01:22	Interception	T36	14:53	Punt	3 - 0	1:29
TLN		S27	14:08	Interception	S26	12:41	*FIELD GOAL	4 - 1	1:27
TLN		T20	09:50	Missed FG	T21	07:59	Punt	3 - 1	1:51
TLN	3rd	T22	04:29	Kickoff	T37	01:19	Punt	6 - 15	3:10
TLN		S47	00:28	Punt	T44	00:00	End of half	2 - (9)	0:28
TLN		T26	14:53	Kickoff	S46	11:45	Punt	5 - 28	3:08
TLN	4th	T47	09:36	Punt	T48	07:41	Punt	3 - 1	1:55
TLN		S38	06:12	Punt	S00	04:19	*TOUCHDOWN	4 - 38	1:53
TLN		T41	01:56	Punt	S00	00:08	*TOUCHDOWN	5 - 59	1:48
TLN	4th	T08	13:39	Punt	S00	10:37	*TOUCHDOWN	6 - 92	3:02
TLN		T26	06:17	Kickoff	S22	03:42	Downs	5 - 52	2:35
TLN		T25	01:16	Kickoff	S35	00:00	Interception	12 - 40	1:16

Tulane	1st Qtr	2nd Qtr	3rd Qtr	4th Qtr	1st Half	2nd Half	Total
Time of possession	08:39	07:09	08:51	07:00	15:48	15:51	31:39
3rd down conversions	0-4	0-3	2-4	2-5	0-7	4-9	4-16
Average field position	T38	T42	T44	T19	T40	T33	T37
4th down conversions	1-1	0-0	0-0	2-3	1-1	2-3	3-4

WEEK 10: AT UCF

Team	Qtr	Drive Started			Drive Ended			Consumed	
		Spot	Time	Obtained	Spot	Time	How lost	PI - Yds	TOP
TLN	1st	U42	14:53	Fumble	U00	12:23	*TOUCHDOWN	5 - 42	2:30
TLN		T24	09:48	Interception	T47	07:43	Punt	4 - 23	2:05
TLN		T15	06:12	Punt	U26	14:55	Missed FG	15 - 59	6:17
TLN	2nd	T17	12:42	Punt	T25	10:43	Punt	3 - 8	1:59
TLN		T25	07:39	Kickoff	U46	04:38	Punt	5 - 29	3:01
TLN		T03	02:22	Punt	T27	00:00	End of half	4 - 24	2:22
TLN	3rd	T23	14:56	Kickoff	T25	12:52	Punt	3 - 2	2:04
TLN		T40	11:27	Punt	T42	10:35	Fumble	3 - 2	0:52
TLN		T33	08:37	Downs	T30	07:23	Fumble	2 - (3)	1:14
TLN	4th	T25	07:23	Kickoff	T24	06:34	Interception	3 - (1)	0:49
TLN		T25	06:34	Kickoff	U28	02:12	Downs	8 - 47	4:22
TLN		T25	14:55	Kickoff	U21	11:23	Interception	13 - 54	3:32
TLN	4th	T25	11:23	Kickoff	U18	04:53	Interception	13 - 57	6:30
TLN		T25	02:09	Kickoff	U45	00:00	End of half	5 - 30	2:09

Tulane	1st Qtr	2nd Qtr	3rd Qtr	4th Qtr	1st Half	2nd Half	Total
Time of possession	10:47	07:27	09:25	12:11	18:14	21:36	39:50
3rd down conversions	2-3	1-3	0-4	2-7	3-6	2-11	5-17
Average field position	T32	T15	T29	T25	T23	T27	T25
4th down conversions	0-0	0-0	0-1	2-3	0-0	2-4	2-4

**WEEK 11: AT HOUSTON**

Team	Qtr	Drive Started			Drive Ended			Consumed	
		Spot	Time	Obtained	Spot	Time	How lost	PI - Yds	TOP
TLN	1st	T11	00:00	Punt	T00	13:43	Fumble	0 - (11)	0:00
TLN		T25	13:43	Kickoff	H49	10:07	Punt	6 - 26	3:36
TLN		T25	06:27	Kickoff	T28	05:33	Punt	3 - 3	0:54
TLN		T43	04:15	Punt	H00	00:38	*TOUCHDOWN	8 - 57	3:37
TLN	2nd	H49	00:38	Fumble	H23	13:39	*FIELD GOAL	5 - 26	1:59
TLN		T06	11:47	Punt	T15	09:47	Punt	3 - 9	2:00
TLN		T25	07:17	Kickoff	T25	06:53	Punt	3 - 0	0:24
TLN		T26	04:27	Kickoff	T29	02:41	Punt	3 - 3	1:46
TLN		T30	01:14	Punt	T35	00:24	Punt	3 - 5	0:50
TLN		T11	00:06	Interception	T09	00:00	End of half	1 - (2)	0:06
TLN	3rd	T31	15:00	Kickoff	H41	11:41	Punt	6 - 28	3:19
TLN		T20	08:48	Punt	T42	06:03	Punt	5 - 22	2:45
TLN	4th	T22	04:23	Punt	T29	02:37	Punt	3 - 7	1:46
TLN		T11	14:08	Punt	H45	12:13	Downs	7 - 44	1:55
TLN		T16	10:55	Punt	T50	08:02	Downs	7 - 34	2:53
TLN		T11	06:44	Punt	H00	04:27	*TOUCHDOWN	9 - 89	2:17
TLN		T06	04:00	Punt	T00	03:51	*SAFETY	1 - (6)	0:09
TLN		T20	02:10	Punt	T25	00:58	Downs	6 - 5	1:12

Tulane	1st Qtr	2nd Qtr	3rd Qtr	4th Qtr	1st Half	2nd Half	Total
Time of possession	08:45	06:27	07:50	08:26	15:12	16:16	31:28
3rd down conversions	2-5	0-5	1-4	2-5	2-10	3-9	5-19
Average field position	T36	T19	T24	T12	T26	T17	T22
4th down conversions	1-1	0-0	0-0	0-3	1-1	0-3	1-4



2016 RED ZONE POSSESSIONS

Tulane Inside Opponent Red-Zone

Date	Opponent	Score	Tulane Inside Opponent Red-Zone				Opponent Inside Tulane Red-Zone				Failed to score inside RZ					
			Times In RZ	Times Scored	Total Pts	TDs	Rush TDs	Pass TDs	FGs Made	FGs Attempted	Down	Int	Fumb	Half	Game	
Sep 01, 2016	at Wake Forest	L 3-7	2	0	0	0	0	0	0	0	1	1	0	0	0	0
Sep 10, 2016	SOUTHERN	W 66-21	8	8	52	7	7	0	1	1	0	0	0	0	0	0
Sep 17, 2016	NAVY	L 14-21	1	1	7	1	1	0	0	0	0	0	0	0	0	0
Sep 24, 2016	UL LAFAYETTE	W 41-39	6	5	20	1	0	1	4	4	0	1	0	0	0	0
10/01/16	at Massachusetts	W 31-24	4	4	24	3	3	0	1	1	0	0	0	0	0	0
Oct 14, 2016	MEMPHIS	L 14-24	3	2	14	2	1	1	0	0	1	0	0	0	0	0
Oct 22, 2016	at Tulsa	L 27-50	5	3	21	3	3	0	0	0	2	0	0	0	0	0
Oct 29, 2016	SMU	L 31-35	3	3	21	3	2	1	0	0	0	0	0	0	0	0
Nov 05, 2016	at UCF	L 6-37	3	1	6	1	1	0	0	0	1	0	1	0	0	0
Nov 12, 2016	at Houston	L 18-30	0	0	0	0	0	0	0	0	0	0	0	0	0	0
Totals			35	27	165	21	18	3	6	6	5	2	1	0	0	0
27 of 35 (77.1%)																

Opponents Inside Tulane Red-Zone

Date	Opponent	Score	Tulane Inside Opponent Red-Zone				Opponent Inside Tulane Red-Zone				Failed to score inside RZ					
			Times In RZ	Times Scored	Total Pts	TDs	Rush TDs	Pass TDs	FGs Made	FGs Attempted	Down	Int	Fumb	Half	Game	
Sep 01, 2016	at Wake Forest	L 3-7	1	1	7	1	1	0	0	0	0	0	0	0	0	0
Sep 10, 2016	SOUTHERN	W 66-21	1	1	7	1	0	1	0	0	0	0	0	0	0	0
Sep 17, 2016	NAVY	L 14-21	4	3	21	3	3	0	0	0	0	0	0	1	0	0
Sep 24, 2016	UL LAFAYETTE	W 41-39	6	6	30	3	2	1	3	3	0	0	0	0	0	0
10/01/16	at Massachusetts	W 31-24	4	4	24	3	1	2	1	1	0	0	0	0	0	0
Oct 14, 2016	MEMPHIS	L 14-24	2	2	6	0	0	0	2	2	0	0	0	0	0	0
Oct 22, 2016	at Tulsa	L 27-50	7	6	34	4	2	2	2	2	0	0	0	0	1	0
Oct 29, 2016	SMU	L 31-35	5	4	28	4	3	1	0	0	1	0	0	0	0	0
Nov 05, 2016	at UCF	L 6-37	2	2	14	2	2	0	0	0	0	0	0	0	0	0
Nov 12, 2016	at Houston	L 18-30	3	3	21	3	1	2	0	0	0	0	0	0	0	0
Totals			35	32	192	24	15	9	8	8	1	0	0	0	2	0
32 of 35 (91.4%)																



2016 TURNOVERS

Tulane-Forced Turnovers

Game 1 • Wake Forest

Aquired	Ensuing Drive	Result
None		

Game 2 • Southern

Aquired	Ensuing Drive	Result
Aruna FF, Smart FR	2 plays, 13 yards, 0:34	Touchdown
Marley INT	5 plays, 31 yards, 2:04	Touchdown
Nickerson INT	Returned 96 yards	Touchdown
Allen FF	4 plays, 26 yards, 2:29	End of Half

Game 3 • Navy

Aquired	Ensuing Drive	Result
Franklin FF, Aruna FR	7 plays, 7 yards, 3:30	Punt
Woullard FR	9 plays, 39 yards, 4:34	Missed FG

Game 4 • UL Lafayette

Aquired	Ensuing Drive	Result
Marley FF, Woullard FR	4 plays, 9 yards, 1:47	Downs
Nickerson INT	4 plays, 7 yards, 1:25	Field Goal
Lewis INT	4 plays, -6 yards, 1:43	Field Goal
Allen FR	4 plays, 3 yards, 2:01	Field Goal

Game 5 • UMass

Aquired	Ensuing Drive	Result
Franklin INT	8 plays, 45 yards, 4:25	Punt
Smart FF, Franklin FR	2 plays, 38 yards, 0:27	Touchdown

Game 6 • Memphis

Aquired	Ensuing Drive	Result
Nickerson FF & FR	6 plays, 4 yards, 2:37	Punt
Allen INT	3 plays, 9 yards, 2:04	Punt
Marley FF & Aruna FR	9 plays, 80 yards, 2:56	Touchdown

Game 7 • Tulsa

Aquired	Ensuing Drive	Result
Allen FR	5 plays, -2 yards, 2:26	Missed FG
Kennedy FR	3 plays, 38 yards, 1:20	Touchdown

Game 8 • SMU

Aquired	Ensuing Drive	Result
Carroll INT	3 plays, 0 yards, 1:29	Punt
Shenall INT	4 plays, 1 yard, 1:27	Field Goal

Game 9 • UCF

Aquired	Ensuing Drive	Result
Kennedy FF, Nickerson FR	5 plays, 42 yards, 2:30	Touchdown
Nickerson INT	4 plays, 23 yards, 2:05	Punt

Game 10 • Houston

Aquired	Ensuing Drive	Result
Block FR	5 plays, 26 yards, 1:59	Field Goal
Lewis INT	1 play, -2 yards, 0:06	End of half

Season Totals: 23 Forced Turnovers – 7 TDs, 5 Field Goals, 2 Missed FGs
6 Punts, 1 Turnover, 2 End of Halves

Opponent-Forced Turnovers

Game 1 • Wake Forest

Aquired	Ensuing Drive	Result
Jackson FF, Lewinson FR	2 plays - kneel down	End of game

Game 2 • Southern

Aquired	Ensuing Drive	Result
Johnson INT	Returned 28 yards	Touchdown

Game 3 • Navy

Aquired	Ensuing Drive	Result
None		

Game 4 • UL Lafayette

Aquired	Ensuing Drive	Result
Walker INT	3 plays, 6 yards, 0:16	End of Half

Game 5 • UMass

Aquired	Ensuing Drive	Result
Bailey-Smith FF & FR	1 play, 12 yards, 0:14	Touchdown

Game 6 • Memphis

Aquired	Ensuing Drive	Result
Hall FR	4 plays, 7 yards, 0:57	Downs
Morgan FR	4 plays, 3 yards, 0:45	Field Goal
Cook INT	4 plays, 79 yards, 2:16	Fumble

Game 7 • Tulsa

Aquired	Ensuing Drive	Result
Sottsch FR	3 plays, 6 yards, 1:18	Touchdown

Game 8 • SMU

Aquired	Ensuing Drive	Result
Millines INT	0 plays, 0 yards, 0:00	End of Game

Game 9 • UCF

Aquired	Ensuing Drive	Result
Lowry FR	4 plays, 9 yards, 1:58	Downs
Johnson FR	0 plays, 0 yards, 0:00	Touchdown
Griffin INT	0 plays, 0 yards, 0:00	Touchdown
Johnson INT	0 plays, 0 yards, 0:00	Touchdown
Griffin INT	6 plays, 80 yards, 2:44	Touchdown

Game 10 • Houston

Aquired	Ensuing Drive	Result
Winchester FR	0 plays, 0 yards, 0:00	Touchdown

Season Totals: 15 Forced Turnovers – 8 TDs, 1 Field Goal,
0 Punts, 2 Turnover on Downs, 1 Turnover, 1 End of Half, 2 End of Game



THE LAST TIME

THE TULANE TEAM...

Scored 90+ Points	95 vs UL Lafayette, 10/12/1912
Scored 80+ Points	84 vs Mississippi College, 10/9/1937
Scored 70+ Points	72 vs UL Lafayette, 10/31/1998
Scored 60+ Points	66 vs Southern, 9/10/2016
Scored 50+ Points	66 vs Southern, 9/10/2016
Scored 40+ Points	41 vs UL Lafayette, 9/24/2016
Back-To-Back 40+ Games	55 vs UAB, 10/27/2012
.....	47 vs Rice, 11/3/2012
Three Straight 40+ Games	48 vs Houston, 11/21/1998
.....	63 vs Louisiana Tech, 11/26/1998
.....	41 vs BYU (Liberty Bowl), 12/31/1998
Four Straight 40+ Games	49 at Army, 11/14/1998
.....	48 vs Houston, 11/21/1998
.....	63 vs Louisiana Tech, 11/26/1998
.....	41 vs BYU (Liberty Bowl), 12/31/1998
Had 30+ First Downs	35 vs Army, 10/28/2006
Had 25+ First Downs	27 at UMass, 10/1/2016
Allowed 10 Or Fewer 1st Downs	10 at Wake Forest, 9/1/2016
Allowed 15 Or Fewer 1st Downs	14 at Houston, 11/12/2016
Rushed for 600+ Yards	638 vs Mississippi College, 10/9/1937
Rushed For 500+ Yards	504 vs Clemson, 11/18/1944
Rushed For 400+ Yards	437 vs Southern, 9/10/2016
Rushed For 300+ Yards	355 at Tulsa, 10/22/2016
Allowed 25 Or Fewer Rushing Yards	35 vs UCF, 10/3/2015
Allowed 50 Or Fewer Rushing Yards	41 vs Tulsa, 11/27/2015
Allowed 99 Or Fewer Rushing Yards	66 at Houston, 11/12/2016
Passed For 400+ Yards	476 vs Rice, 11/3/2012
Passed For 300+ Yards	343 vs Tulsa, 11/27/2015
Passed For 250+ Yards	343 vs Tulsa, 11/27/2015
Allowed 25 Or Fewer Passing Yards	15 vs Georgia Tech, 9/6/2014
Allowed 50 Or Fewer Passing Yards	15 vs Georgia Tech, 9/6/2014
Allowed 100 Or Fewer Passing Yards	59 vs Navy, 9/17/2016
Allowed 150 Or Fewer Passing Yards	150 at UCF, 11/5/2016
Rushed/Passed For 200+ Yards..	205 Rush/292 Pass vs. Maine, 9/19/2015
Had Two Players With 100+ Rushing Yards	at Tulsa, 10/22/2016
.....	Josh Rounds 166, Dontrell Hilliard 124
Had Two Players With 100+ Receiving Yards	vs UAB, 10/27/2012
.....	Ryan Grant 184/Xavier Rush 126
Had 100+ Rusher And 100+ Receiver	vs. Maine, 9/19/2015
.....	Dontrell Hillard 117 Rush/Sherman Badie 118 Receive
Had 150+ Rusher And 150+ Receiver	vs McNeese State, 9/26/2009
.....	André Anderson 199 rush/Jeremy Williams 22 rec
Had 100+ Rusher And 300+ Passer	vs Rice, 11/13/2010
.....	Orleans Darkwa 113 rush/Ryan Griffin 314 Pass
Had 100+ Rusher, 100+ Receiver And 300+ Passer	vs Rice, 11/13/2010
.....	Orleans Darkwa 113 rush/Ryan Grant 140 rec/Ryan Griffin 314 Pass
Had Three RBs Rush for Touchdowns	at Tulsa, 10/22/2016
.....	Dontrell Hillard (2) , Josh Rounds (1), Lazedrick Thompson (1)
Had Three RBs Rush for 2+ Touchdowns	vs. Southern, 9/10/2016
.....	Dontrell Hillard (3) , Josh Rounds (2), Lazedrick Thompson (2)
Had 700+ Yards Total Offense	706 vs UL Lafayette, 10/31/1998
Had 600+ Yards Total Offense	619 vs UAB, 10/27/2012
Had 500+ Yards Total Offense	530 vs Tulsa, 11/27/2015
Had 400+ Yards Total Offense	448 at UMass, 10/1/2016
Allowed 150 Or Fewer Yards Total Offense	140 vs. UConn, 11/7/2015
Allowed 200 Or Fewer Yards Total Offense	140 vs. UConn, 11/7/2015
Allowed 250 Or Fewer Yards Total Offense	140 vs. UConn, 11/7/2015
Allowed 300 Or Fewer Yards Total Offense	287 at Houston, 11/12/2016
Won In Overtime	41-39 (4OT) vs UL Lafayette, 9/24/2016
Lost In Overtime	38-31 (2ot) at Tulsa, 8/28/2014
Played To A Tie	10-10 vs Miami (Fla.), 11/5/1966
Had A 90+ Yard Running Play	at Tulsa, 8/28/2014
.....	Sherman Badie 90 yds {td}
Had An 80+ Yard Running Play	at Tulsa, 10/22/2016
.....	Josh Rounds 84 yards
Had A 70+ Yard Running Play	at Tulsa, 10/22/2016
.....	Josh Rounds 84 yards
Had A 60+ Yard Running Play	at Tulsa, 10/22/2016
.....	Josh Rounds 84 yards
Had A 50+ Yard Running Play	at Tulsa, 10/22/2016
.....	Josh Rounds 84 yards
Had A 90+ Yard Passing Play	at Army, 11/14/2015
.....	Teddy Veal 90 yards from Tanner Lee {td}
Had An 80+ Yard Passing Play	at Army, 11/14/2015
.....	Teddy Veal 90 yards from Tanner Lee {td}
Had A 70+ Yard Passing Play	at Army, 11/14/2015
.....	Teddy Veal 90 yards from Tanner Lee {td}

Had A 60+ Yard Passing Play	vs Tulsa, 11/27/2015
.....	Dontrell Hilliard 66 yards from Jordy Joseph {td}
Had A 50+ Yard Passing Play	vs Tulsa, 11/27/2015
.....	Dontrell Hilliard 66 yards from Jordy Joseph {td}
Had Two Drives of 90+ Yards	vs. Maine, 9/19/2015
.....	6 Plays for 90 Yards, 12 Plays for 94 Yards
Had 100+ Tackles	106 (37 solo/74 asst) at Houston, 9/25/2010
Had 90+ Tackles	90 (40 solo/50 asst) at Tulsa, 10/22/2016
Had 8+ Sacks	9 at SMU, 9/24/2005
Had 7+ Sacks	7 vs UCF, 10/3/2015
Had 15+ Tackles For Loss	15 vs East Carolina, 10/12/2013
Had 10+ Tackles For Loss	13 at Houston, 11/12/2016
Forced 5 Fumbles	vs Mississippi State, 9/13/2003
Forced 4 Fumbles	vs Jackson State, 8/29/2013
Had 4 Fumble Recoveries	vs Army, 11/16/2002
Had 3 Fumble Recoveries	at ULM, 9/28/2013
Had 10+ Pass Breakups	16 at Louisiana Tech, 9/12/2013
Had 8+ Pass Breakups	8 vs Tulsa 11/27/2015
Had 5+ Interceptions	5 at Army, 9/20/2003
Had 4+ Interceptions	4 at Houston, 10/8/2014
Had 3+ Interceptions	3 vs UCF, 10/3/2015
Forced 8 Total Turnovers	8 (3 FR/5 INT) at Army, 9/20/2003
Forced 5+ Total Turnovers	5 (3 INT/2 FR) vs UCF, 10/3/2015
Forced 4+ Total Turnovers	4 (2 INT/2 FR) vs UL Lafayette, 9/24/2016
Scored A Safety	vs UConn, 10/11/2014
.....	Tyler Gilbert, Royce LaFrance tackle in the endzone
Allowed A Safety	at Houston, 11/12/2016
Returned An Interception For TD	vs Southern, 9/10/2016
.....	Parry Nickerson 96 yards
Allowed An Interception Return For TD	twice at UCF, 11/5/2016
.....	Shqll Griffin 33 yards & Drico Johnson 86 yards
Returned A Fumble For TD	at Army, 11/14/2015
.....	Parry Nickerson, 48 yds
Allowed A Fumble Return For TD	at Houston, 11/12/2016
.....	Jeremy Winchester, 11 yards
Returned A Punt Return For TD	vs. Houston, 10/17/2015
.....	Demarcus Ayers, 73 yds
Allowed A Punt Return For TD	at ULM, 9/28/2013
.....	Rashon Ceaser 88 yds
Returned A Kickoff For TD	vs Southern, 9/10/2016
.....	Sherman Badie 86 yards
Allowed A Kickoff Return For TD	vs. Duke, 9/3/2014
.....	DeVon Edwards, 95 yds
Blocked A Punt	vs Southern, 9/10/2016
.....	Jarrdon Franklin



THE LAST TIME

Allowed A Blocked Punt..... vs UL Lafayette, 9/24/2016
Team block, T.J. Posey returns 2 yards to Tulane 4-yard line

Blocked A Punt For TD at East Carolina, 10/9/2004
Bubba Terranova block, Gabe Ratcliff recovery in endzone

Allowed A Blocked Punt For TD..... at Army, 11/14/2015
Kenneth Brinson 22 yards for TD

Blocked A Field Goal vs. UConn, 11/7/2015, Parry Nickerson

Allowed A Blocked Field Goal....at Tulsa, 10/22/2016, Reggie Robinson

Blocked A Field Goal For TD vs North Texas, 10/5/2013
Darion Monroe block, Derrick Strozier 62 yds

Allowed A Blocked Field Goal For TD..... at SMU, 11/21/2015
Zach Wood block, RC Cox 66 yds

Blocked A PAT vs Memphis, 10/22/2011; Derrick Strozier

Allowed A Blocked PATat UCF, 11/5/2016, A.J. Wooten

Executed An On-Side Kickat Houston, 11/12/2016
Zachary Block recovered

Allowed An On-Side Kick.....at Houston, 11/8/2014

Scored A 2-Point Conversion.....at Houston, 11/12/2016
Glen Cuiellette pass to Josh Rounds

Allowed A 2-Point Conversion at Tulsa, 10/22/2016
McKinley Whitfield interception return

Returned Blocked PAT For Score.....vs Memphis, 10/25/2003
Anthony Cannon block, Jeremy Foreman return

Successfully Faked A Field Goal.....vs LSU, 11/23/1996
Adam Moorhead 8 yd run

Successfully Faked A Punt vs. UConn, 11/7/2015
Rob Kelley takes snap for two-yard run

Missed A PAT.....at Memphis, 10/31/2015; Andrew DiRocco

Shutout An Opponent56-0 vs UL-Lafayette, 11/1/1997

Was Shutout 39-0 vs Ole Miss, 9/22/2012

Held Opponent Without A TD W 12-3 vs UConn, 10/11/2014

Failed To Score A TD L, 7-3 at Wake Forest, 9/1/2016

Neither Team Scored A TD L 9-6 vs Penn State (Liberty Bowl),
12/22/1979

Scored Two TDs Via Interception Returnat UAB, 9/17/2011
Trent Mackey 39 yds, Derrick Strozier 55 yds

Scored Two TDs Via Blocked Punt..... at LSU, 11/25/1978
Jeff Roberts and Gary Brown, both recovered in endzone

Scored Three TDs Via Return vs Southern Miss, 10/26/1996
Jeff Liggon KOR, Derrick Singleton FR & INT

Blocked Two Puntsvs Southeastern Louisiana, 9/3/2011
Matthew Bailey – twice

Blocked Two Kicks..... vs UL Lafayette, 10/7/2000
Roxie Shelvin PAT, Adrian Mitchell FG

A TULANE PLAYER...

Ran For 300+ Yards342 by Matt Forté at SMU, 10/20/2007
Ran For 250+ Yards 255 by André Anderson vs UTEP, 10/11/2008

Ran For 200+ Yards215 by Sherman Badie at Tulsa, 8/28/2014

Ran For 150+ Yards 166 by Josh Rounds at Tulsa, 10/22/2016

Ran For 100+ Yards111 by Dontrell Hilliard vs SMU, 10/29/2016

Ran For 5+ TDs.....5 by Matt Forté at Rice, 11/17/2007

Ran For 4+ TDs..... 4 by André Anderson vs McNeese State, 9/26/2009

Ran For 3+ TDs..... 3 by Dontrell Hilliard vs Southernnn, 9/10/2016

Ran 40+ Times44 by Matt Forté vs Memphis, 10/27/2007

Ran 30+ Times36 by André Anderson vs SMU, 9/25/2008

Ran 20+ Times22 by Dontrell Hilliard at UMass, 10/1/2016

Ran For 100+ Yards In Consecutive Games..... Orleans Darkwa
103 at UTSA on 11/9/13, 137 vs UTEP, 11/23/2013

Ran For 200+ Yards In Consecutive GamesMatt Forté
In 4 Straight From 10/6 – 10/27/2007

Completed 35+ Passes ... 36 by Ryan Griffin vs East Carolina, 11/17/12

Completed 30+ Passes 36 by Ryan Griffin at Houston, 11/24/12

Completed 25+ Passes .25 by Tanner Lee at East Carolina, 11/22/2014

Completed 20+ Passes23 by Jordy Joseph vs Tulsa 11/27/2015

Attempted 60+ Passes66 by Ryan Griffin at Houston, 11/24/2012

Attempted 50+ Passes 57 by Ryan Griffin vs East Carolina, 11/17/12

Attempted 40+ Passes42 by Glen Cuiellette, 11/12/2016

Passed For 400+476 by Ryan Griffin vs Rice, 11/3/2012

Passed For 350+ Yards.....476 by Ryan Griffin vs Rice, 11/3/2012

Passed For 300+ Yards.....343 by Jordy Joseph vs Tulsa 11/27/2015

Passed For 6+ Touchdowns6 by Lester Ricard vs UAB, 10/23/2004

Passed For 5+ Touchdowns 5 by Ryan Griffin vs UAB, 10/27/2012

Passes For 4+ Touchdowns4 by Glen Cuiellette
vs UL Lafayette 9/24/2016

Passed For 3+ Touchdowns4 by Glen Cuiellette
vs UL Lafayette 9/24/2016

Caught 15+ Passes 15 by JaJuan Dawson vs Ole Miss, 10/9/1999

Caught 10+ Passes14 by Ryan Grant vs South Alabama, 9/7/13

Had 250+ Receiving Yards.....217 by Jerome McIntosh
vs Vanderbilt, 11/18/1989

Had 200+ Receiving Yards222 by Jeremy Williams
vs McNeese State, 9/26/2009

Had 150+ Receiving Yards187 by Ryan Grant
vs South Alabama, 9/7/13

Caught Passes For 100+ Yards..... 125 by Terren Encalade
at UMass, 10/1/2016

Had 100+ Receiving Yds in Consecutive Games..2 by Terren Encalade
in 2016 - 103 vs ULL (9/24); 125 at UMass (10/1)

Caught 3+ TD Passes3 Terren Encalade vs UL Lafayette, 9/24/2016

Caught 2+ TD Passes 2 Terren Encalade vs SMU, 10/29/2016



THE LAST TIME

Had 300+ All-Purpose Yards . 324 (139 rec/145 ret) by Jeremy Williams
vs UTEP, 11/7/2009

Had 250+ All-Purpose Yards285 (255 rush/30 rec)
by André Anderson at UTEP, 10/11/2008

Had 200+ All-Purpose Yards221 (215 rush/6 rec/0 ret)
by Sherman Badie at Tulsa, 8/28/2014

Had 450+ Yards Total Offense.....465 (-11 rush/476 pass)
by Ryan Griffin vs Rice, 11/3/2012

Had 400+ Yards Total Offense.....410 (67 rush/343 pass)
by Jordy Joseph vs Tulsa 11/27/2015

Had 350+ Yards Total Offense.....410 (67 rush/343 pass)
by Jordy Joseph vs Tulsa 11/27/2015

Scored 5+ Total TDs.....5 (all rush)

Scored 4+ Total TDs.....4 (all pass)
by Glen Cuiellette vs UL Lafayette, 9/24/2016

Scored 3+ Total TDs.....4 (all pass)
by Glen Cuiellette vs UL Lafayette, 9/24/2016

Scored Rushing & Receiving TD..... Dontrell Hilliard (1 rush/1 rec)
at Houston, 11/8/2014

Threw TD Pass & Scored Rushing TD Ryan Griffin (3 pass/1 rush)
vs UTEP, 11/7/2009

Scored 2 TD Via Interception ReturnErnest Crouch vs SMU, 10/27/1945

Scored 2 Total Defensive TDsDerrick Singleton (FR/INT)
vs Southern Miss, 10/26/1996

Had 20+ Tackles22 (15 solo/7 asst) by Jerry Phillips
at Army, 11/14/1998

Had 15+ Tackles15 (13 solo/2 asst) by Nico Marley
at Duke, 9/3/2015

Had 10+ Tackles10 (3 solo/7 asst) by Zachery Harris
at Houston, 11/12/2016

Had 3+ Sacks3.0 by Royce LaFrance vs UCF, 10/3/2015

Had 2+ Sacks2.0 by Ade Aruna vs SMU, 10/29/2016

Had 4+ TFL.....4.0 by Royce LaFrance vs UCF, 10/3/2015

Had 3+ TFL..... 3.0 by Nico Marley & Ade Aruna vs SMU, 10/29/2016

Had 3+ Interceptions 4 by Jimmy Glisson vs Virginia, 11/19/1949

Had 2+ Interceptions 2 by Parry Nickerson at Houston, 11/8/2014

Had 4+ Pass Breakups....4 by Sam Scofield at Louisiana Tech, 9/12/13

Had 3+ Pass Breakups..... 3 by Parry Nickerson vs Memphis, 10/14/16

Made 5+ Field Goals 5 by Cairo Santos vs East Carolina, 10/12/13

Made 4+ Field Goals4 by Andrew DiRocco
vs UL Lafayette, 9/24/2016

Made 3+ Field Goals 4 by Andrew DiRocco
vs UL Lafayette, 9/24/2016

Had A 50+Yard Field Goal56 by Cairo Santos at ULM, 9/28/13

Had An 80+ Yard Punt.....83 by Casey Roussel vs East Carolina,

10/23/1999

Had A 70+ Yard Punt 70 by Peter Picerelli at Tulsa, 9/8/2012

Had A 60+ Yard Punt61 by Peter Picerelli at UCF, 10/18/2014

AN OPPOSING TEAM...

Scored 70+ Points 73 vs Houston, 11/10/11

Scored 60+ Points65 at Georgia Tech, 9/12/2015

Scored 50+ Points 50 at Tulsa, 10/22/2016

Scored 40+ Points 49 at Temple, 10/10/2015

Had 30+ First Downs..... 32 at Memphis, 10/31/2015

Had 25+ First Downs..... 29 at Tulsa, 10/22/2016

Allowed 10 Or Fewer 1st Downs 9 vs. UConn, 11/7/2015

Allowed 15 Or Fewer 1st Downs 15 at Tulsa, 10/22/2016

Rushed For 500+ Yards..... 519 at SMU, 9/11/1982

Rushed For 400+ Yards.....439 at Georgia Tech, 9/12/2015

Rushed For 300+ Yards..... 330 at Tulsa, 10/22/2016

Allowed 25 Or Fewer Rushing Yards..... 8 at Temple, 10/10/2015

Allowed 50 Or Fewer Rushing Yards..... 34 vs. UConn, 11/7/2015

Allowed 99 Or Fewer Rushing Yards..... 34 vs. UConn, 11/7/2015

Passed For 400+ Yards 438 at Tulsa, 8/28/2014

Passed For 300+ Yards 302 vs SMU, 10/29/2016

Allowed 50 Or Fewer Passing Yards 37 at Tulsa, 10/22/2016

Allowed 100 Or Fewer Passing Yards 68 at UCF, 11/5/2016

Allowed 150 Or Fewer Passing Yards 68 at UCF, 11/5/2016

Rushed/Passed For 200+ Yards.....
at Tulsa, 10/22/2016 (330 Rush/236 Pass)

Had Two Players With 100+ Rushing Yards..... at SMU, 11/21/2015
Matt Davis 156/Xavier Jones 117

Had Three Players With 100+ Rushing Yardsvs BYU, 8/25/2001
Luke Staley 142/Brandon Doman 115/Brian McDonald 103

Had Two Players With 100+ Receiving Yards vs UCF, 10/3/2015
D'erren Wilson 114/Chris Johnson 113

Had Three Players With 100+ Receiving Yardsvs Louisville, 10/17/1998
Lavell Boyd 146/Arnold Jackson 132/Charles Sheffield 103

Had 100+ Rusher And 100+ Receiver..... vs SMU, 10/29/2016
Braeden West 119 rush/James Proche 164 rec

Had 150+ Rusher And 150+ Receiver..... vs SMU, 10/30/2010
Zach Line 177 rush/Aldrick Robinson 182 rec

Had 100+ Rusher And 300+ Passer..... vs SMU, 10/29/2016
Braeden West 119 rush/Ben Hicks 302 pass

Had 100+ Rusher, 100+ Receiver
And 300+ Passer..... vs SMU, 10/29/2016
Braeden West 119 rush/James Proche 164 rec/Ben Hicks 302 pass

Had 700+ Yards Total Offense..... 735 vs Houston, 11/10/2011

Had 600+ Yards Total Offense.....622 vs UAB, 10/27/2012

Had 500+ Yards Total Offense..... 566 at Tulsa, 10/22/2016

Had 400+ Yards Total Offense..... 439 vs SMU, 10/29/2016

Had 350+ Yards Total Offense..... 439 vs SMU, 10/29/2016

Allowed 150 Or Fewer Yards Total Offense... 140 vs. UConn, 11/7/2015

Allowed 200 Or Fewer Yards Total Offense... 140 vs. UConn, 11/7/2015

Allowed 250 Or Fewer Yards Total Offense... 227 vs. UConn, 11/7/2015

Allowed 300 Or Fewer Yards Total Offense.....261 vs Navy, 9/1/2016

Had A 90+ Yard Running Play at Rutgers, 10/2/2010
Mohamed Sanu 91 yds {td}

Had An 80+ Yard Running Play at Rutgers, 10/2/2010
Mohamed Sanu 91 yds {td}

Had A 70+ Yard Running Play vs Houston, 11/24/2012
Ryan Jackson 72 yds {td}

Had A 60+ Yard Running Playvs Memphis, 10/14/2016



THE LAST TIME

Doroland Dorceus, 61 yds

Had A 50+ Yard Running Play at Tulsa, 10/22/2016
James Flanders, 50 yards

Had A 90+ Yard Passing Play at Rutgers, 9/27/2014
Andrew Turzilli 93 yds from Gary Nova {td}

Had An 80+ Yard Passing Play at Rutgers, 9/27/2014
Andrew Turzilli 93 yds from Gary Nova {td}

Had A 70+ Yard Passing Play vs Temple, 12/6/2014
Jahad Thomas 75 yds from P.J. Walker

Had A 60+ Yard Passing Play vs UCF, 10/3/2015
Chris Johnson 62 yds from Bo Schneider

Had A 50+ Yard Passing Play at UCF, 11/5/2016
Justin Holmon 50 yards to Hayden Jones

Had 100+ Tackles 107 (27 solo/80 asst) at UMass, 10/1/2016

Had 90+ Tackles 98 (36 solo/62 asst) at UCF, 11/5/2016

Had 8+ Sacks 8 at Tulsa, 9/8/2012

Had 7+ Sacks 8 at Tulsa, 9/8/2012

Had 15+ Tackles For Loss 15 at TCU, 11/9/2002

Had 10+ Tackles For Loss 10 at Houston, 10/12/16

Forced 5+ Fumbles 6 at Southern Miss, 10/24/2009

Forced 4+ Fumbles 4 vs Army, 10/9/2010

Had 4 Fumble Recoveries at Houston, 9/7/2002

Had 3 Fumble Recoveries at Louisiana Tech, 9/12/2013

Had 10+ Pass Breakups 13 at Houston, 11/24/2012

Had 8+ Pass Breakups 8 vs Temple, 12/6/2014

Had 5+ Interceptions 5 at Navy, 11/13/1999

Had 4+ Interceptions 4 at Duke, 9/20/2014

Had 3+ Interceptions 3 at UCF, 11/5/2016

Forced 5+ Total Turnovers 5 (3 INT, 2 FR) at UCF, 11/5/2016

Forced 4+ Total Turnovers 5 (3 INT, 2 FR) at UCF, 11/5/2016

Scored Two Defensive TDs at UCF, 11/5/2016
Shqll Griffin (Int. 33 yards), Drico Johnson (Int. 86 yards)

Scored Two TDs Via Interception Return at UCF, 11/5/2016
Shqll Griffin (Int. 33 yards), Drico Johnson (Int. 86 yards)

Scored Two TDs Via Punt Return vs Houston, 11/10/2011
(Patrick Edwards, Damian Payne)

Blocked Two Punts at Syracuse, 9/21/2013
(Durell Eskridge, Erik Crume)

Blocked Two Kicks vs Army, 10/28/2006
(Tony Fusco 2 PATs, Victor Ugenyi PAT)

Recorded two safeties at Memphis, 10/31/2015

AN OPPOSING PLAYER...

Ran For 300+ Yards 323 by Tarrion Adams of Tulsa, 11/22/2008

Ran For 250+ Yards 323 by Tarrion Adams of Tulsa, 11/22/2008

Ran For 200+ Yards 207 by Charles Sims of Houston, 11/10/2011

Ran For 150+ Yards 190 by James Flanders of Tulsa, 10/22/2016

Ran For 100+ Yards 119 by Braeden West of SMU, 10/29/2016

Ran For 5+ TDs 5 by Tony Jefferey of TCU, 9/13/1986

Ran For 4+ TDs 4 by Bryce Beall of Houston, 9/25/2010

Ran For 3+ TDs 3 Xavier Jones of SMU, 11/21/2015

Ran 40+ Times 44 by Chris McCoy of Navy, 11/16/1996

Ran 30+ Times 38 by Elijah McGuire of UL Lafayette, 9/24/2016

Ran 20+ Times 22 by Braeden West of SMU, 10/29/2016

Completed 40+ Passes 41 by Shane Carden of East Carolina, 10/12/2013

Completed 35+ Passes 41 by Shane Carden of East Carolina, 10/12/2013

Completed 30+ Passes 32 by Dane Evans of Tulsa 11/27/2015

Completed 25+ Passes 32 by Dane Evans of Tulsa 11/27/2015

Completed 20+ Passes .. 21 by Riley Ferguson of Memphis 10/14/2016

Attempted 50+ Passes 53 by Dane Evans of Tulsa, 8/28/2014

Attempted 40+ Passes 42 by Paxton Lynch of Memphis, 10/31/2015

Passed For 450+ Yards 480 by Shane Carden of East Carolina, 10/12/13

Passed For 400+ Yards 438 by Dane Evans of Tulsa, 8/28/2014

Passed For 350+ Yards 367 by Dane Evans of Tulsa, 11/27/2015

Passed For 300+ Yards 302 by Ben Hicks of SMU, 10/29/2016

Passes For 4+ Touchdowns 4 by Gary Nova of Rutgers, 9/27/2014

Passed For 3+ Touchdowns 3 by Dane Evans of Tulsa, 10/22/2016

Caught 15+ Passes 15 by Keyarris Garrett of Tulsa 11/27/2015

Caught 10+ Passes 15 by Keyarris Garrett of Tulsa 11/27/2015

Had 250+ Yards Receiving 253 by Roddy White of UAB, 10/23/2004

Had 200+ Yards Receiving 216 by Keyarris Garrett of Tulsa 11/27/2015

Had 150+ Yards Receiving .. 164 by James Proche of SMU, 10/29/2016

Had 100+ Yards Receiving .. 164 by James Proche of SMU, 10/29/2016

Caught 3+ TD Passes 3 by Chris Johnson of UCF, 10/3/2015

Caught 2+ TD Passes 2 by James Proche of SMU, 10/29/2016

Had 300+ All-Purpose Yards 343 (234 rush/109 rec)
by Donald Buckram of UTEP, 11/7/2009

Had 250+ All-Purpose Yards 269 (36 rush/233 rec/0 ret)
by Keevan Lucas of Tulsa, 8/28/2014

Had 200+ All-Purpose Yards 216 (216 Rcv.)
by Keyarris Garrett of Tulsa 11/27/2015

Had 450+ Yards Total Offense 455 (480 pass/-25 rush)
by Shane Carden of East Carolina, 10/12/13

Had 400+ Yards Total Offense 401 (342 pass/59 rush)
by Greg Ward, Jr., of Houston, 11/8/2014

Had 350+ Yards Total Offense 358 (367 pass/-9 rush)
by Dane Evans of Tulsa 11/27/2015

Scored 5+ Total TDs 5 (all rush) by Tony Jeffery of TCU, 9/13/1986

Scored 4+ Total TDs 4 (3 rec/1 punt)
by Patrick Edwards of Houston, 11/10/2011

Scored 3+ Total TDs 3 (2 rush, 1 rec) Elijah McGuire
of UL Lafayette, 9/24/2016

Scored Rushing & Receiving TD Elijah McGuire (2 rush/1 rec)



THE LAST TIME

of UL Lafayette, 9/24/2016

Threw TD Pass & Scored Rushing TDAhmad Bradshaw
(2 Pass, 1 Rush) of Army, 11/14/2015

Had 100+ Yds Rushing & Receiving
Donald Buckram (234 rush/109 rec) of UTEP, 11/7/2009

Had 100+ Yds Rushing & Passing
Derrick Fourroux (102 rush/221 pass) of McNeese State, 9/26/2009)

Had 2 TD Via Interception Return Richard Lewis of Georgia Tech,
10/24/1970

Had 20+ Tackles 24 (16 solo/8 asst) by Marvin Burdette of UAB,
10/27/2012

Had 15+ Tackles 15 (3 solo/12 asst) by Steve Casali of UMass,
10/1/2016

Had 10+ Tackles 11 (6 solo/5 asst) by Tyus Bowser of Houston
11/12/2016

Had 3+ Sacks 3.0 by Tyus Bowser of Houston, 11/12/2016

Had 2+ Sacks 3.0 by Tyus Bowser of Houston, 11/12/2016

Had 5+ Tackles For Loss5.0 by Dewayne White of Louisville, 11/3/2001

Had 4+ Tackles For Loss..... 4.5 by D.Thornton of Marshall, 10/29/2005

Had 3+ Tackles For Loss... 3.5 by Tyus Bowser of Houston, 11/12/2016

Had 3+ Interceptions3 by D'Joun Smith of FAU, 11/2/13

Had 2+ Interceptions2 by Shqll Griffin of UCF, 11/5/2016

Had 4+ Pass Breakups.....5 by Everett Daniels of Houston, 11/24/2012

Had 3 Pass Breakups..... 3 by Tavon Young of Temple, 12/6/2014

Made 5+ Field Goals5 by Brian Lee of Ole Miss, 8/31/1991

Made 4+ Field Goals 4 by Warren Harvey of East Carolina, 10/12/13

Made 3+ Field Goals 3 by Jake Elliott of Memphis, 10/31/2015

Made A 50+Yard Field Goal..... 52 by Chase Hover of SMU, 10/13/2012

Had A 70+ Yard Punt71 by Kody Bliss of Auburn, 10/21/2006

Had A 60+ Yard Punt60 by Caleb Houston of UCF, 11/5/2016



2016 GAME RECAPS

Game 1 • Tulane 3 - Wake Forest 7

BB&T Field • Winston-Salem, N.C.

Sept. 1 • 24,398 Attendance

The Willie Fritz era kicked off on Thursday night for Tulane football (0-1), but the home team, Wake Forest (1-0), spoiled the debut as the Green Wave fell just short in a 7-3 battle at BB&T Field. The Olive and Blue struck on their opening drive, claiming a 3-0 lead, but the Demon Deacons retaliated by beginning the second quarter with a 12-play, 53-yard drive that resulted in the lone touchdown of the game and the final 7-3 score.

"It was very disappointing," Fritz stated. "We had a few passing situations, and obviously that is not our strength. We had a tough time protecting tonight and it was a four-man rush most of the time. The whole last series was a two or three-man rush. It was just a lot of guys playing their first ball game. Everybody has to do their job, and someone has to make a play."

Tulane's opening drive went eight plays, 51 yards in four-and-a-half minutes, resulting in an Andrew DiRocco 41-yard field goal for the game's initial score. However, Wake Forest's Kendall Hinton punched in a one-yard touchdown run with 14:16 left in the first half, marking the final score of the game.

The Wave ground game and defensive effort pushed Tulane into opponent territory twice in the second quarter, but one drive was stalled by back-to-back penalties, while the second was halted on a four-and-out on Wake's 28-yard line.

The defensive battle waged on in the second half as only 110 total yards were accumulated by both squads in the third quarter. With Tulane still trailing 7-3 midway through the fourth quarter, and facing a 3rd-and-22, quarterback Glen Cuiellette connected with Josh Rounds on a 46-yard pass that moved the ball to Wake's 32-yard line. Later facing a 4th-and-3 on Wake's 16, Cuiellette's rush attempt fell short, losing two yards on the play, resulting in a turnover-on-downs with 4:22 remaining.

However, Tulane's defense delivered once more, halting the Demon Deacons after six plays to get the ball back on their own 36-yard line with 1:35 remaining. On a 4th-and-10, Cuiellette connected with Devon Breaux on a 17-yard catch out-of-bounds on Wake's 47-yard line. Yet three plays later, Tulane couldn't convert on another fourth down, turning the ball over and thus closing out the game.

Score by Quarters	1	2	3	4	Total
Tulane	3	0	0	0	3
Wake Forest	0	7	0	0	7

Qtr Time Scoring play

1st 10:22 TLN - DiROCCO, Andrew 41 yd field goal, 8-51 4:38
2nd 14:16 WF - Hinton, K 1 yd run (Weaver, M kick), 12-53 4:12

	TLN	WF
FIRST DOWNS	14	10
RUSHES-YARDS (NET)	47-146	34-79
PASSING YDS (NET)	134	96
Passes Att-Comp-Int	23-12-0	21-12-0
TOTAL OFFENSE PLAYS-YARDS	70-280	55-175
Fumble Returns-Yards	0-0	0-0
Punt Returns-Yards	2-10	2-2
Kickoff Returns-Yards	1-22	1-30
Interception Returns-Yards	0-0	0-0
Punts (Number-Avg)	5-41.8	8-40.2
Fumbles-Lost	1-1	0-0
Penalties-Yards	4-30	5-45
Possession Time	34:56	25:04
Third-Down Conversions	8 of 20	7 of 15
Fourth-Down Conversions	1 of 4	0 of 0
Red-Zone Scores-Chances	0-2	1-1
Sacks By: Number-Yards	1-3	4-28

RUSHING: Tulane-CUIELLETTE, Glen 22-54; HILLIARD, Dontrell 7-36; BADIE, Sherman 7-26; THOMPSON, Lazedrick 6-21; BRADWELL, Darius 4-6; ROUNDS, Josh 1-3. Wake Forest-Hinton, K 8-24; Colburn, M 11-23; Carney, C 7-21; Wolford, J 5-15; TEAM 3-minus 4.

PASSING: Tulane-CUIELLETTE, Glen 12-23-0-134. Wake Forest-Wolford, J 9-17-0-79; Hinton, K 3-4-0-17.

RECEIVING: Tulane-DACE, Larry 4-38; ENCALADE, Terren 4-19; ROUNDS, Josh 1-46; BREAUX, Devon 1-1 HILLIARD, Dontrell 1-8; THOMPSON, Lazedrick 1-6. Wake Forest-Sergine, C 3-15; Colburn, M 2-29; Bachman, A 2-17; Wade, C 2-14; Carney, C 2-13; Washington, S 1-8.

INTERCEPTIONS: Tulane-None. Wake Forest-None.

FUMBLES: Tulane-CUIELLETTE, Glen 1-1. Wake Forest-None.

Game 2 • Southern 21 - Tulane 66

Yulman Stadium • New Orleans

Sept. 10 • 27,179

Tulane football (1-1) shone a spotlight of all three phases of its squad in its home opener, as the Green Wave rolled to a 66-21 victory over Southern University (0-2). Offensively, the Wave rushed for 437 yards, most since 1973 and third most in school history, and punched in seven rushing touchdowns on the night - three from Dontrell Hilliard and two each from Josh Rounds and Lazedrick Thompson. Meanwhile, Tulane's defense and special teams reeled in two interceptions, including one for a touchdown, and returned an 86-yard kickoff for a touchdown as well.

Tulane's first five touchdowns were either set up or scored by the Green Wave's defense or special teams. Ade Aruna's fourth career sack coupled with Taniel Smart's second career fumble recovery set up a five-yard Hilliard touchdown run. Then Nico Marley's fourth career interception resulted in Hilliard's second scoring run of the game.

Parry Nickerson then flashed his defensive prowess at the 6:33 mark in the first quarter, returning an interception 96 yards for the touchdown. After Southern got its first score of the game at the 2:28 mark via a 20-yard touchdown reception to Dillon Beard, it was Sherman Badies' turn to display his speed with an 86-yard kickoff return for a touchdown.

Tulane's impressive first quarter showing wasn't done there, as Jarrod Franklin notched a punt block with 51 seconds remaining, eventually leading to a one-yard Josh Rounds touchdown run just three plays later to begin the second quarter. Rounds and Thompson each added a touchdown on the ground later in the second quarter, extending Tulane's lead to 49-7 at the mid-way point.

Thompson and Hilliard each tacked on one more rushing touchdown in the second half, as the latter achieved his third of the game which marked a career best. Finally, add in an Andrew DiRocco fourth quarter 25-yard field goal and Tulane's 66 total points were the most scored since the Olive and Blue recorded 63 vs Louisiana Tech on Nov. 26, 1998.

Score by Quarters	1	2	3	4	Total
Southern	7	0	14	0	21
Tulane	28	21	7	10	66

Qtr Time Scoring play

1st 13:01 TLN - HILLIARD, Dontrell 5 yd run (DiROCCO, Andrew kick), 2-13 0:34
10:19 TLN - HILLIARD, Dontrell 1 yd run (DiROCCO, Andrew kick), 5-31 2:04
06:33 TLN - NICKERSON, Parry 96 yd interception return (DiROCCO, Andrew kick)
02:28 SUBR - D. Beard 20 yd pass from A. Howard (R. Albuquerque kick), 9-75 4:05
02:15 TLN - BADIE, Sherman 86 yd kickoff return (DiROCCO, Andrew kick)
2nd 14:57 TLN - ROUNDS, Josh 1 yd run (DiROCCO, Andrew kick), 3-12 0:54
11:06 TLN - THOMPSON, Lazedrick 11 yd run (DiROCCO, Andrew kick), 4-80 1:09
06:23 TLN - ROUNDS, Josh 2 yd run (DiROCCO, Andrew kick), 4-49 2:41
3rd 13:22 SUBR - D. Johnson 28 yd interception return (R. Albuquerque kick)
09:49 SUBR - W. Quinn 21 yd pass from A. Howard (R. Albuquerque kick), 3-70 1:07
07:15 TLN - THOMPSON, Lazedrick 9 yd run (DiROCCO, Andrew kick), 6-76 2:28
4th 14:50 TLN - DiROCCO, Andrew 25 yd field goal, 14-51 6:34
08:50 TLN - HILLIARD, Dontrell 11 yd run (HARVEY, Randy kick), 7-31 4:53

	SUBR	TLN
FIRST DOWNS	13	22
RUSHES-YARDS (NET)	23-54	57-437
PASSING YDS (NET)	281	12
Passes Att-Comp-Int	31-18-2	6-2-1
TOTAL OFFENSE PLAYS-YARDS	54-335	63-449
Fumble Returns-Yards	0-0	0-0
Punt Returns-Yards	0-0	1-0
Kickoff Returns-Yards	7-103	4-135
Interception Returns-Yards	1-28	2-96
Punts (Number-Avg)	6-23.7	0-0.0
Fumbles-Lost	2-2	0-0
Penalties-Yards	6-62	4-35
Possession Time	26:48	33:12
Third-Down Conversions	4 of 13	5 of 10
Fourth-Down Conversions	0 of 0	2 of 3
Red-Zone Scores-Chances	1-1	8-8
Sacks By: Number-Yards	0-0	1-10

RUSHING: Southern-L. Tillery 13-39; L. Johnson 1-9; J. West 3-8; D. Shorts 2-3; T. Lee 1-3; A. Howard 3-minus 8. Tulane-BRANTLEY, Johnathan 11-119; HILLIARD, Dontrell 10-103; ROUNDS, Josh 11-66 BADIE, Sherman 5-40; THOMPSON, Lazedrick 4-28; ZUCKERMAN, Andrew 4-26; CUIELLETTE, Glen 5-20; BRADWELL, Darius 4-15; BERTRAND, Jared 1-7; SCOTT, Trey 1-7; GLENN, Devin 1-6.

PASSING: Southern-A. Howard 16-27-2-267; D. Shorts 2-4-0-14. Tulane-BRANTLEY, Johnathan 1-4-0-7; CUIELLETTE, Glen 1-2-1-5.

RECEIVING: Southern-W. Quinn 7-129; C. Williams 4-17; Q. Monday 2-51; H. Edwards 2-20; L. Tillery 1-32; D. Beard 1-20; C. Baker 1-12. Tulane-ARDOIN, Kendall 1-7; ENCALADE, Terren 1-5.

INTERCEPTIONS: Southern-D. Johnson 1-28. Tulane-NICKERSON, Parry 1-96; MARLEY, Nico 1-0.

FUMBLES: Southern-W. Quinn 1-1; A. Howard 1-1. Tulane-None.



2016 GAME RECAPS

Game 3 • Navy 21 - Tulane 14

Yulman Stadium • New Orleans
Sept. 17 • 21,503 Attendance

Tulane football battled back-and-forth with Navy possessing a 14-13 lead to start the fourth quarter before falling by the final score of 21-14. In fact, each time the Midshipmen scored, the Green Wave immediately countered with a touchdown drive of their own. With three minutes left in the game, Navy rallied with a 10-play, 72-yard touchdown drive to regain a seven-point advantage and a lead Tulane could not come back from.

The Midshipmen (3-0, 2-0 The American | West) were the first to break through, recording a 15-play, 94-yard touchdown drive, spanning 7:17. Navy's Chris High capped the season-high 15-play drive with a 6-yard touchdown run with 14:28 on the clock.

On the ensuing Tulane drive, running back Josh Rounds caught fire, recording five carries for 52 yards on the drive, including runs of 12, 16 and 18 yards. With 10:22 remaining till half, Rounds capped the impressive eight-play, 75-yard drive with a 2-yard touchdown run.

Navy struck first in the second half, as Shawn White earned a 4-yard touchdown run which capped a nearly five minutes possession midway through the third quarter, but it failed to connect on the PAT following the score.

Tulane proved resilient once more, immediately countering with a touchdown drive of its own on the next series. The Wave offense again received a boost from Rounds when he converted a fourth-and-one on their own 44-yard line, maintaining a drive in which three plays later, Dontrell Hilliard executed a 36-yard touchdown run to hand Tulane the 14-13 lead.

Tulane's Peter Woullard then kept the momentum in the Wave's favor. After a 23-yard carry by the Midshipmen pushed them into Tulane territory at the 32-yard line, Woullard recovered a Will Worth fumble, giving the Green Wave the ball back with 12 minutes remaining in the game.

Forwarding ahead to 7:39 remaining, Navy took over from its own 28-yard line and rallied behind quarterback Will Worth, who carried eight times for 58 yards on the ensuing touchdown drive. After a successful two-point conversion, Navy regained the lead at 21-14 with 2:57 on the clock. On Tulane's final offensive possession, its comeback attempt fell short, suffering a four-and-out and turnover on downs as Navy then kneeled down for the victory.

Score by Quarters	1	2	3	4	Total
NAVY	0	7	6	8	21
Tulane	0	7	7	0	14

Qtr	Time	Scoring play
2nd	14:28	NAVY - HIGH, Chris 6 yd run (MOEHRING, Bennett kick), 15-94 7:17
	10:22	TLN - ROUNDS, Josh 2 yd run (DIROCCO, Andrew kick), 8-75 4:06
3rd	04:52	NAVY - WHITE, Shawn 4 yd run (MOEHRING, Bennett kick failed), 11-75 4:53
	00:19	TLN - HILLIARD, Dontrell 36 yd run (DIROCCO, Andrew kick), 9-76 4:27
4th	02:57	NAVY - WORTH, Will 1 yd run (GULLEY, Toneo pass from WORTH, Will), 10-72 4:42

	NAVY	TLN
FIRST DOWNS	21	14
RUSHES-YARDS (NET)	55-287	47-240
PASSING YDS (NET)	59	21
Passes Att-Comp-Int	12-5-0	12-3-0
TOTAL OFFENSE PLAYS-YARDS	67-346	59-261
Fumble Returns-Yards	0-0	0-0
Punt Returns-Yards	1-0	1-3
Kickoff Returns-Yards	0-0	3-55
Interception Returns-Yards	0-0	0-0
Punts (Number-Avg)	4-37.2	5-40.2
Fumbles-Lost	2-2	1-0
Penalties-Yards	3-30	9-71
Possession Time	31:06	28:54
Third-Down Conversions	9 of 14	2 of 12
Fourth-Down Conversions	0 of 0	3 of 4
Red-Zone Scores-Chances	3-4	1-1
Sacks By: Number-Yards	2-16	3-20

RUSHING: NAVY-WORTH, Will 25-113; GULLEY, Toneo 7-80; HIGH, Chris 9-51; ROMINE, Dishan Tre 2-10; WHITE, Shawn 2-6; WALKER, Josh 1-1; CASS Jr., Calvin 1-minus 2; TEAM 3-minus 13 Tulane-HILLIARD, Dontrell 16-97; ROUNDS, Josh 11-75; BRANTLEY, Johnathan 10-29; ENCALADE 2-23; THOMPSON, Lazedrick 6-20; CUIELLETTE, Glen 2-minus 4.

PASSING: NAVY-WORTH, Will 5-12-0-59. Tulane-BRANTLEY, Johnathan 3-12-0-21; CUIELLETTE,

RECEIVING: NAVY-TILLMAN, Jamir 3-47; SCOTT, Craig 1-7; WHITE, Shawn 1-5. Tulane-HILLIAR 2-16; BREAU, Devon 1-5.

INTERCEPTIONS: NAVY-None. Tulane-None.

FUMBLES: NAVY-WALKER, Tre 1-1; ROMINE, Dishan 1-1. Tulane-CUIELLETTE, Glen 1-0.

Game 4 • UL Lafayette 39 - Tulane 41 (4OT)

Yulman Stadium • New Orleans
Sept. 24 • 24,253 Attendance

It was a history-setting night for Tulane football as the Green Wave competed in its first ever four-overtime game in program history, defeating UL Lafayette (2-2), 41-39, in Yulman Stadium on Saturday night. The Wave's defense sealed the dramatic finish when Richad Allen stopped the Ragin' Cajun's two-point conversion attempt, sparking Tulane's bench to rush the field and celebrate the victory.

After four quarters couldn't find a winner with a 16-16 tie, Tulane and UL Lafayette began their four overtime duel. If you blinked, you missed Tulane's first two offensive drives - one-pass, 25 yards on each, as the first went to Terren Encalade and the second to Darnell Mooney.

In the third overtime, Tulane (2-2, 0-1 American Athletic Conference | West) found itself down three points and facing defeat, but Andrew DiRocco connected on a career long 48-yard field goal to send the game into a fourth overtime. The Wave rode that momentum into a 7-yard touchdown pass to Encalade, his third of the game, and eventual two-point conversion pass to Kendall Ardoin. Encalade's three touchdowns marked a career high and the first three touchdown game for a receiver since Roydell Williams in 2004.

Earlier in the night, Tulane found itself in a 6-0 hole in the second quarter, but just under the 12-minute mark, redshirt-junior Parry Nickerson recorded his second interception of the season, returning it 37 yards to UL Lafayette's 13-yard line. Tulane took advantage of the field position with an Andrew DiRocco 22-yard field goal. Around the six-minute mark, Donnie Lewis, Jr., notched his first career interception, returning it 12 yards to UL Lafayette's 12-yard line. The Wave then capitalized once more as DiRocco connected from 35-yards out, tying the game at 6-6, as the two remained deadlocked through half.

Around the 10-minute mark in the third quarter, it was Tulane's special teams that delivered great field position as UL Lafayette's Elijah McGuire muffed a punt catch resulting in a Richard Allen fumble recovery on the 6-yard line, setting up another DiRocco field goal.

Later, tied at 9-9, Cuiellette connected with Encalade on a 34-yard touchdown pass, marking the first score through the air for the Green Wave this season and the first career touchdowns for both Cuiellette and Encalade. UL Lafayette (2-2, 1-0 Sun Belt) retaliated in the fourth quarter, recording a season-high 16-play drive for 53 yards, capped by a McGuire one-yard touchdown run.

Score by Quarters	1	2	3	4	OT	O1	O2	O3	O4	Total
UL Lafayette	3	3	3	7	23	7	7	3	6	39
Tulane	0	6	10	0	25	7	7	3	8	41

Qtr	Time	Scoring play
1st	05:16	UL - Artigue, Stevie 40 yd field goal, 11-61 3:37
2nd	13:48	UL - Artigue, Stevie 39 yd field goal, 9-65 2:54
	10:16	TLN - DIROCCO, Andrew 22 yd field goal, 4-7 1:25
	04:16	TLN - DIROCCO, Andrew 35 yd field goal, 4-6 1:43
3rd	08:23	TLN - DIROCCO, Andrew 20 yd field goal, 4-3 2:01
	03:18	UL - Artigue, Stevie 20 yd field goal, 4-3 1:38
	01:07	TLN - ENCALADE, Terren 34 yd pass from CUIELLETTE, Glen (DIROCCO, Andrew kick), 5-75 2:11
4th	05:55	UL - McGuire, Elijah 1 yd run (Artigue, Stevie kick), 16-53 6:03
OT	15:00	UL - Barnes, Keenan 10 yd pass from Jennings, A. (Artigue, Stevie kick), 4-25 0:00
	15:00	TLN - ENCALADE, Terren 25 yd pass from CUIELLETTE, Glen (DIROCCO, Andrew kick), 1-25 0:00
	15:00	TLN - MOONEY, Darnell 25 yd pass from CUIELLETTE, Glen (DIROCCO, Andrew kick), 1-25 0:00
	15:00	UL - McGuire, Elijah 1 yd run (Artigue, Stevie kick), 2-25 0:00
	15:00	UL - Artigue, Stevie 22 yd field goal, 6-20 0:00
	15:00	TLN - DIROCCO, Andrew 48 yd field goal, 6-6 0:00
	15:00	TLN - ENCALADE, Terren 7 yd pass from CUIELLETTE, Glen (ARDOIN, Kendall pass from CUIELLETTE, G.), 4-25
	15:00	UL - McGuire, Elijah 22 yd pass from Jennings, A. (Jennings, A. pass failed), 2-25 0:00

	UL	TLN
FIRST DOWNS	20	14
RUSHES-YARDS (NET)	63-137	48-130
PASSING YDS (NET)	240	181
Passes Att-Comp-Int	38-19-2	26-13-1
TOTAL OFFENSE PLAYS-YARDS	101-377	74-311
Fumble Returns-Yards	0-0	1-34
Punt Returns-Yards	5-14	0-0
Kickoff Returns-Yards	2-43	1-10
Interception Returns-Yards	1-0	2-49
Punts (Number-Avg)	8-45.1	11-36.8
Fumbles-Lost	2-2	1-0
Penalties-Yards	5-30	6-40
Possession Time	31:10	28:50
Third-Down Conversions	8 of 28	0 of 16
Fourth-Down Conversions	3 of 3	0 of 1
Red-Zone Scores-Chances	6-6	5-6
Sacks By: Number-Yards	3-21	6-38

RUSHING: UL Lafayette-McGuire, Elijah 38-89; Calais, Raymond 2-34; Hoggins, Darius 4-17; Wright, Jordan 4-11; Haynes, Gary 1-4; TEAM 2-minus 4; Jennings, A. 12-minus 14. Tulane-HILLIARD, Dontrell 16-49; ROUNDS, Josh 10-45; THOMPSON, Lazedrick 7-30; BRANTLEY, Johnathan 8-7; MOONEY, Darnell 1-4; CUIELLETTE, Glen 6-minus 5.

PASSING: UL Lafayette-Jennings, A. 19-38-2-240. Tulane-CUIELLETTE, Glen 10-23-1-165; BRANTLEY, Johnathan 3-3-0-16.

RECEIVING: UL Lafayette-Riles, Al 6-70; Barnes, Keenan 4-56; McGuire, Elijah 4-48; Barnes, Matthew 2-17; Bradley, J. 1-39; Jacquet, M. 1-7; Hoggins, Darius 1-3. Tulane-ENCALADE, Terren 7-103; MOONEY, Darnell 3-51; BREAU, Devon 1-16; HILLIARD, Dontrell 1-12; ROUNDS, Josh 1-minus 1.

INTERCEPTIONS: UL Lafayette-Walker, Tracy 1-0. Tulane-NICKERSON, Parry 1-37; LEWIS, Donnie 1-12.

FUMBLES: UL Lafayette-McGuire, Elijah 1-1; Jennings, A. 1-1. Tulane-CUIELLETTE, Glen 1-0.



2016 GAME RECAPS

Game 5 • Tulane 31 - UMass 24

McGuirk Stadium • Amherst, Mass.

Oct. 1 • 14,892 Attendance

Tulane football was down 14-0 in the opening four minutes against Massachusetts on Saturday afternoon, but rallied by scoring 24 unanswered points before eventually claiming the 31-24 victory. It marked the biggest come-from-behind victory in the post-Katrina era, previously besting the time the Wave (3-2, 0-1 American Athletic Conference | West) rallied down 10-0 at Army on Oct. 3, 2009 to win it 17-16.

UMass (1-4) dealt a lightning quick first blow, going 59 yards in four plays on their opening drive, capped by a 12-yard touchdown pass from Andrew Ford to Andy Isabella. Tulane then fumbled on the ensuing kickoff as the Minutemen recovered and struck on another 12-yard touchdown connection between Ford and Isabella.

Down 14-0, the Olive and Blue remained poised and quickly retaliated, driving 75 yards via 10 plays as Dontrell Hilliard punched in an 11-yard run for the score. The touchdown marked the beginning of what would be 24 unanswered points for the Wave, as the Olive and Blue tacked on a second quarter Andrew DiRocco 22-yard field goal, a third-quarter 36-yard touchdown pass from Glen Cuielletto to Terren Encalade and a third quarter 19-yard touchdown carry by Lazedrick Thompson.

Tulane possessed a 24-14 lead to begin the fourth quarter but the Minutemen would not go away, recording a 28-yard field goal with 9:37 on the clock to cut the deficit to seven points.

Yet, the Green Wave responded once more by logging an eight play, 75-yard scoring drive on the ensuing offensive possession, as Josh Rounds tallied a 10-yard touchdown run to extend the lead to 31-17.

Next, UMass countered with a quick touchdown drive, garnering 58 yards in a short two minutes and 47 seconds, cutting the deficit to a touchdown once more at 31-24.

The Minutemen would later get the ball back with 2:18 left in the game, but the Green Wave defense sealed the victory by stopping UMass in its tracks in four plays as they turned the ball over on downs.

Score by Quarters	1	2	3	4	Total
Tulane	7	3	14	7	31
Massachusetts	14	0	0	10	24

Qtr	Time	Scoring play
1st	11:20	UMASS - Isabella, A. 12 yd pass from Ford, A. (Caggiano, M. kick), 4-59 1:12
	11:06	UMASS - Isabella, A. 12 yd pass from Ford, A. (Caggiano, M. kick), 1-12 0:14
	06:37	TLN - HILLIARD, Dontrell 11 yd run (DIROCCO, Andrew kick), 10-75 4:29
2nd	11:06	TLN - DIROCCO, Andrew 22 yd field goal, 20-85 8:32
3rd	14:08	TLN - ENCALADE, Terren 36 yd pass from CUIELLETT, Glen (DIROCCO, Andrew kick), 2-36 06:54
	06:54	TLN - THOMPSON, Lazedrick 19 yd run (DIROCCO, Andrew kick), 7-84 3:35
4th	09:37	UMASS - Laurent, L. 28 yd field goal, 8-79 3:15
	05:32	TLN - ROUNDS, Josh 10 yd run (DIROCCO, Andrew kick), 8-75 4:05
	02:45	UMASS - Lindsay, S. 2 yd run (Caggiano, M. kick), 10-58 2:47

	TLN	UMASS
FIRST DOWNS	27	16
RUSHES-YARDS (NET)	64-280	24-131
PASSING YDS (NET)	168	181
Passes Att-Comp-Int	21-11-0	30-16-1
TOTAL OFFENSE PLAYS-YARDS	85-448	54-312
Fumble Returns-Yards	0-0	0-0
Punt Returns-Yards	2-9	1-0
Kickoff Returns-Yards	2-43	4-96
Interception Returns-Yards	1-0	0-0
Punts (Number-Avg)	4-28.0	5-44.6
Fumbles-Lost	1-1	2-1
Penalties-Yards	6-50	7-65
Possession Time	40:30	19:30
Third-Down Conversions	5 of 17	4 of 12
Fourth-Down Conversions	3 of 5	0 of 1
Red-Zone Scores-Chances	4-4	4-4
Sacks By: Number-Yards	2-7	1-5

RUSHING: Tulane-HILLIARD, Dontrell 22-99; ROUNDS, Josh 16-77; CUIELLETT, Glen 12-60; THOMPSON Lazedrick 8-54; BRANTLEY, Johnathan 3-1; TEAM 3-minus 11. Massachusetts-Young, M. 10-45; Comis, R. 6-41; Isabella, A. 2-36; Ford, A. 3-4; Lindsay, S. 2-3; Robinson, J. 1-2.

PASSING: Tulane-CUIELLETT, Glen 11-20-0-168; BRANTLEY, Johnathan 0-1-0-0. Massachusetts-Ford, A. 11-19-1-109; Comis, R. 5-11-0-72.

RECEIVING: Tulane-ENCALADE, Terren 7-125; MOONEY, Darnell 3-25; JOHNSON, Chris 1-18. Massachusetts-Isabella, A. 6-94; Breneman, A. 4-39; Young, M. 2-10; Palmer, S. 1-23; Williams, J. 1-10; Robinson, J. 1-9; Lindsay, S. 1-minus 4.

INTERCEPTIONS: Tulane-FRANKLIN, Jarrod 1-0. Massachusetts-None.

FUMBLES: Tulane-GLENN, Devin 1-1. Massachusetts-Isabella, A. 1-0; Ford, A. 1-1.

Game 6 • Memphis 24 - Tulane 14

Yulman Stadium • New Orleans

Oct. 14 • 21,098 Attendance

Tulane struggled to find its offensive rhythm on Friday night, as the visiting Memphis Tigers emerged with the 24-14 victory inside Yulman Stadium. The Green Wave boasted a 7-3 lead early in the second quarter thanks to a Kendall Ardoin touchdown reception, but the Tigers responded with 21 unanswered points, ultimately sealing the road victory.

The Green Wave (3-3, 0-2 American Athletic Conference | West) defense recorded a strong first half, holding the Tigers (5-1, 2-0 The American | West) to just three points in the opening quarter. It marked the fourth time in six games this season the Wave held its opposition to a field goal or less in the first 15 minutes.

The Wave got on the board at the 13:13 mark in the second quarter, when the Olive and Blue recorded a 10-play, 66-yard drive, capped by a 20-yard pass from Glen Cuielletto to Ardoin, as the tight end achieved his first touchdown reception of the season.

Later in the second quarter, Memphis took over on Tulane's seven yard line after a muffed punt, but the Wave defense responded my limiting the damage to a field goal to preserve the 7-6 lead.

However, Tulane's defense had one small leak in the first two quarters and it came with just 1:01 until the half, when Memphis' Riley Ferguson threw a screen pass to Darrell Henderson for 46 yards and the touchdown, resulting in a 13-7 lead at the midway point for the Tigers.

Memphis then extended its lead to 16-7 at 1:07 in the third quarter when Jake Elliott connected on a 50-yard field goal. Later, at 11:52 in the fourth quarter, Memphis' Henderson struck again, recording a 45-yard touchdown rush, and after a two-point conversion, pushed the lead to 24-7.

Tulane reached the end zone one more time, as Cuielletto earned his first career rushing touchdown with a two-yard carry, but with just 47 seconds remaining and a failed onside kick attempt one play later, the Green Wave comeback fell short.

Score by Quarters	1	2	3	4	Total
Memphis	3	10	3	8	24
Tulane	0	7	0	7	14

Qtr	Time	Scoring play
1st	08:39	MEM - ELLIOTT, Jake 37 yd field goal, 14-60 6:21
2nd	13:13	TLN - ARDOIN, Kendall 20 yd pass from CUIELLETT, Glen (DIROCCO, Andrew kick), 10:53
	10:53	MEM - ELLIOTT, Jake 21 yd field goal, 4-3 0:45
	01:01	MEM - HENDERSON, D. 46 yd pass from FERGUSON, Riley (ELLIOTT, Jake kick), 5-
3rd	01:07	MEM - ELLIOTT, Jake 50 yd field goal, 5-17 1:38
4th	11:52	MEM - HENDERSON, D. 45 yd run (CRAFT, Sam rush), 4-80 1:44
	00:47	TLN - CUIELLETT, Glen 2 yd run (DIROCCO, Andrew kick), 9-80 2:56

	MEM	TLN
FIRST DOWNS	16	20
RUSHES-YARDS (NET)	33-163	44-169
PASSING YDS (NET)	236	144
Passes Att-Comp-Int	34-21-1	30-11-1
TOTAL OFFENSE PLAYS-YARDS	67-399	74-313
Fumble Returns-Yards	0-0	0-0
Punt Returns-Yards	1-9	2-3
Kickoff Returns-Yards	2-49	3-53
Interception Returns-Yards	1-0	1-5
Punts (Number-Avg)	6-45.8	7-45.6
Fumbles-Lost	2-2	2-2
Penalties-Yards	7-79	7-62
Possession Time	27:28	32:32
Third-Down Conversions	4 of 14	4 of 16
Fourth-Down Conversions	0 of 1	2 of 3
Red-Zone Scores-Chances	2-2	2-3
Sacks By: Number-Yards	1-5	3-21

RUSHING: Memphis-DORCEUS, D. 7-81; HENDERSON, D. 9-75; POLLARD, Tony 1-11; CRAFT, Si Anthony 1-4; TAYLOR, Patrick 5-3; OGLESBY, J. 1-0; TEAM 2-minus 2; FERGUSON, Riley 5-minu Tulane-THOMPSON, Lazedrick 8-69; CUIELLETT, Glen 18-35; ROUNDS, Josh 7-33; HILLIARD, D MOONEY, Darnell 2-14; TEAM 1-minus 3.

PASSING: Memphis-FERGUSON, Riley 21-34-1-236. Tulane-CUIELLETT, Glen 11-30-1-144.

RECEIVING: Memphis-MAYHUE, Phil 4-74; HENDERSON, D. 4-67; MILLER, Anthony 4-32; POLLA WILLIAMS, John 2-8; DORCEUS, D. 1-18; MONTIEL, Daniel 1-9; OGLESBY, J. 1-4; TAYLOR, Patri Tulane-MOONEY, Darnell 4-45; ENCALADE, Terren 3-47; HILLIARD, Dontrell 1-28; ARDOIN, Keni ROUNDS, Josh 1-10; THOMPSON, Lazedrick 1-minus 6.

INTERCEPTIONS: Memphis-COOK, Jonathan 1-0. Tulane-ALLEN, Richard 1-5.

FUMBLES: Memphis-WILLIAMS, John 1-1; DORCEUS, D. 1-1. Tulane-HILLIARD, Dontrell 2-2.



Game 7 • Tulane 27 - Tulsa 50

H.A. Chapman Stadium • Tulsa, Okla.

Oct. 22 • 22,349 Attendance

Tulane football hit a major road bump on Saturday in Tulsa, falling to the Golden Hurricane, 50-27. The Green Wave were susceptible to the big play all afternoon, as Tulsa recorded 30+ yard plays on all but two of its scoring drives.

Despite the defeat, running backs Dontrell Hilliard and Josh Rounds each recorded career days. Hilliard notched his fourth multi-touchdown game of his career, garnering a career best 124 yards on the ground. Meanwhile, Rounds earned a career best 166 yards, including a career long 84-yard carry. Round's day marked the first 150+ yard rushing performance since Sherman Badie's 215 yards at Tulsa two years ago.

After the Golden Hurricane (5-2, 2-1 American Athletic Conference | West) struck on their first possession, Tulane (3-4, 0-3 The American | West) quickly retaliated via Hilliard, who exploded on the ensuing drive, carrying the ball four times for 51 yards, including one run of 31 yards.

Tulsa then responded by recording 31 unanswered points, accumulating 323 yards by halftime, before ultimately finishing with 566 total yards on the game.

The Green Wave's offense began to churn late in the second half but by then it was too little, too late. Rounds, Hilliard and Lazedrick Thompson combined for 70 yards on the ground on the Wave's third quarter nine-play scoring drive which was capped by a Thompson five-yard touchdown run. Then, just a few minutes later, Tulane's Robert Kennedy recovered a Tulsa fumble, which led to a 30-yard touchdown carry by Hilliard.

The Golden Hurricane tacked on 12 more points before Rounds rounded out the Green Wave's scoring with a touchdown late in the fourth quarter, bringing the final score to 50-27.

Score by Quarters	1	2	3	4	Total
Tulane	7	0	13	7	27
Tulsa	14	17	9	10	50

Qtr Time Scoring play

1st	12:47	TLS - LUCAS, K. 11 yd pass from EVANS, D. (JONES, R. kick), 10-75 2:13
	07:25	TLN - HILLIARD, Dontrell 6 yd run (DIROCCO, Andrew kick), 5-56 2:08
	05:24	TLS - ATKINSON, J. 49 yd pass from EVANS, D. (JONES, R. kick), 6-75 2:01
2nd	12:03	TLS - BREWER, D. 5 yd pass from EVANS, D. (JONES, R. kick), 3-6 1:12
	07:05	TLS - JONES, R. 20 yd field goal, 9-80 3:10
	03:42	TLS - FLANDERS, J. 6 yd run (JONES, R. kick), 8-52 2:24
3rd	08:54	TLS - SIMON, R. 16 yd run (JONES, R. kick), 7-80 1:59
	02:10	TLN - THOMPSON, Lazedrick 5 yd run (DIROCCO, Andrew kick), 9-70 3:04
	00:04	TLN - HILLIARD, Dontrell 30 yd run (CUIELLETTE, Glen pass intcpt), 3-38 1:16
	00:04	TLS - WHITFIELD, M. PAT return
4th	12:32	TLS - FLANDERS, J. 30 yd run (JONES, R. kick), 6-72 2:28
	07:24	TLS - JONES, R. 27 yd field goal, 5-41 2:58
	05:07	TLN - ROUNDS, Josh 1 yd run (DIROCCO, Andrew kick), 5-90 2:12

	TLN	TLS
FIRST DOWNS	15	29
RUSHES-YARDS (NET)	49-355	58-330
PASSING YDS (NET)	37	236
Passes Att-Comp-Int	19-3-0	23-14-0
TOTAL OFFENSE PLAYS-YARDS	68-392	81-566
Fumble Returns-Yards	0-0	0-0
Punt Returns-Yards	1-0	2-0
Kickoff Returns-Yards	4-86	2-16
Interception Returns-Yards	0-0	0-0
Punts (Number-Avg)	7-45.7	4-43.5
Fumbles-Lost	3-1	2-2
Penalties-Yards	9-85	6-36
Possession Time	27:37	32:23
Third-Down Conversions	6 of 17	8 of 15
Fourth-Down Conversions	1 of 2	0 of 0
Red-Zone Scores-Chances	3-5	6-7
Sacks By: Number-Yards	1-3	4-30

RUSHING: Tulane-ROUNDS, Josh 15-166; HILLIARD, Dontrell 12-124; THOMPSON, Lazedrick 7-66; BRANT Johnathan 2-7; BADIE, Sherman 4-4; CUIELLETTE, Glen 9-minus 12. Tulsa-FLANDERS, J. 22-190; SIMON, I 9-78; BREWER, D. 18-61; TAYLOR, R. 2-6; JOHNSON, K. 1-2; TAYLOR, C. 2-1; TEAM 1-minus 2; EVANS, D 3-minus 6.

PASSING: Tulane-CUIELLETTE, Glen 3-19-0-37. Tulsa-EVANS, D. 14-23-0-236.

RECEIVING: Tulane-MOONEY, Darnell 1-19; DACE, Larry 1-15; ENCALADE, Terren 1-3. Tulsa-ATKINSON, J. 7-142; LUCAS, K. 3-67; HOBBS, J. 2-17; BREWER, D. 2-10.

INTERCEPTIONS: Tulane-None. Tulsa-None.

FUMBLES: Tulane-CUIELLETTE, Glen 2-0; MOONEY, Darnell 1-1. Tulsa-EVANS, D. 1-1; WADLEY, K. 1-1.

Game 8 • SMU 35 - Tulane 31

Yulman Stadium • New Orleans

Oct. 29 • 25,780 Attendance

It was a tale of two halves for Tulane football in its homecoming contest against SMU on Saturday afternoon inside Yulman Stadium.

After the Green Wave obtained just 80 yards in the first half, Tulane then surged for 311 yards in the second half, garnering a 31-21 lead just minutes into the fourth quarter. However, the Mustangs retaliated with two late fourth quarter touchdowns, including a 10-play, 78-yard go-ahead drive with just 1:16 remaining to clinch the 35-31 victory.

SMU (4-4, 2-2 American Athletic Conference | West) only needed three minutes and two seconds in the first quarter to score 14 points, utilizing a 54-yard pass on their first scoring drive and a 41-yard rush on the next. Tulane (3-5, 0-4 The American | West) reached the end zone in opening quarter as well, as Dontrell Hilliard capped a nine-play, 47-yard drive with an eight-yard touchdown run.

Later, trailing 21-10 at half, the Green Wave picked up its intensity by recording 14 unanswered points in the third quarter. The defensive unit led the way, creating opportune field position as Tulane's first scoring drive of the quarter began on SMU's 38-yard line. Glen Cuiellette then connected with Terren Encalade for a 24-yard touchdown strike, only to repeat said performance and play on their ensuing drive to take a 24-21 lead.

The Wave then extended its lead to 31-21 in the first five minutes of the fourth quarter when they went 92 yards on six carries from Sherman Badie, Josh Rounds and Hilliard, including a season best 67-yard rush from the latter. The drive was capped by a nine-yard carry from Badie, which marked his first touchdown of the year.

Yet, SMU retaliated with two late fourth quarter touchdowns, completing back-to-back 10-play, 70-yard drives, to escape with the 35-31 victory.

Score by Quarters	1	2	3	4	Total
SMU	14	7	0	14	35
Tulane	7	3	14	7	31

Qtr Time Scoring play

1st	13:07	SMU - PROCHE, James 8 yd pass from HICKS, Ben (WILLIAMS, Josh kick), 5-67 1:53
	06:05	TLN - HILLIARD, Dontrell 8 yd run (DIROCCO, Andrew kick), 9-47 3:46
	04:56	SMU - FREEMAN, Ke'Mon 1 yd run (WILLIAMS, Josh kick), 4-65 1:09
2nd	12:41	TLN - DIROCCO, Andrew 43 yd field goal, 4-1 1:27
	04:35	SMU - PROCHE, James 35 yd pass from HICKS, Ben (WILLIAMS, Josh kick), 8-68 3:24
3rd	04:19	TLN - ENCALADE, Terren 24 yd pass from CUIELLETTE, Glen (DIROCCO, Andrew kick), 4-36
	00:08	TLN - ENCALADE, Terren 24 yd pass from CUIELLETTE, Glen (DIROCCO, Andrew kick), 5-55
4th	10:37	TLN - BADIE, Sherman 9 yd run (DIROCCO, Andrew kick), 6-92 3:02
	06:24	SMU - WEST, Braeden 1 yd run (WILLIAMS, Josh kick), 10-73 4:08
	01:16	SMU - WEST, Braeden 1 yd run (WILLIAMS, Josh kick), 10-78 2:26

	SMU	TLN
FIRST DOWNS	22	18
RUSHES-YARDS (NET)	43-137	46-227
PASSING YDS (NET)	302	164
Passes Att-Comp-Int	31-16-2	26-13-1
TOTAL OFFENSE PLAYS-YARDS	74-439	72-391
Fumble Returns-Yards	0-0	0-0
Punt Returns-Yards	0-0	1-0
Kickoff Returns-Yards	3-65	5-126
Interception Returns-Yards	1-0	2-26
Punts (Number-Avg)	6-37.2	7-41.1
Fumbles-Lost	1-0	0-0
Penalties-Yards	6-57	10-100
Possession Time	28:21	31:39
Third-Down Conversions	10 of 17	4 of 16
Fourth-Down Conversions	0 of 0	3 of 4
Red-Zone Scores-Chances	4-5	3-3
Sacks By: Number-Yards	2-11	4-28

RUSHING: SMU-WEST, Braeden 22-119; GAILLIARD, M. 5-20; FREEMAN, Ke'Mon 9-12; PROCHE, James 1 HICKS, Ben 6-minus 17. Tulane-HILLIARD, Dontrell 13-111; ROUNDS, Josh 7-58; CUIELLETTE, Glen 13-29; BADIE, Sherman 6-20; THOMPSON, Lazedrick 3-8; GLENN, Devin 1-3; BRANTLEY, Johnathan 3-minus 2.

PASSING: SMU-HICKS, Ben 16-31-2-302. Tulane-CUIELLETTE, Glen 13-26-1-164.

RECEIVING: SMU-PROCHE, James 6-164; CASTILLE, X. 3-57; WEST, Braeden 3-18; SUTTON, C. 2-25; W/ Shelby 1-27; GAILLIARD, M. 1-11. Tulane-ENCALADE, Terren 4-75; HILLIARD, Dontrell 3-35; DACE, Larry 2-22; SCOTT, Trey 2-14; BADIE, Sherman 1-10; MOONEY, Darnell 1-8.

INTERCEPTIONS: SMU-MILLINES, D. 1-0. Tulane-SHENALL, Taris 1-23; CARROLL, Quinlan 1-3.

FUMBLES: SMU-WEST, Braeden 1-0. Tulane-None.



Game 9 • Tulane 6 - UCF 37

Bright House Networks Stadium • Orlando, Fla.

Nov. 5 • 31,571 Attendance

Tulane football scored a touchdown on its opening drive but failed to reach the end zone for the remainder of the game as UCF claimed a 37-6 victory on Saturday night inside Bright House Networks Stadium.

Trailing just 7-6 at the half, three Tulane turnovers returned for touchdowns proved insurmountable for the Green Wave (3-6, 0-5 American Athletic Conference | West) in the second half.

The Olive and Blue came out of the starting gate firing on both sides of the ball. On the first play of the game Robert Kennedy forced a fumble on Adrian Killins as Parry Nickerson then scooped it up for the Wave's 12th fumble recovery of the season.

Tulane then took advantage of the take-away by driving the ball 42 yards in five plays for the score and the 6-0 lead (PAT was blocked). Dontrell Hilliard logged four carries for 26 yards on the drive, capped by a 14-yard rush for the score, marking his ninth touchdown of the season. In fact, by the end of the first quarter, the Wave had already racked up 106 yards on the ground.

Tulane's defense kept UCF (5-4, 3-2 The American | East) off the board for over 20 minutes until the Knights broke through mid-way through the second quarter. Starting on their own 42-yard line, UCF drove 58 yards in seven plays in three minutes to claim a 7-6 lead, which remained through halftime.

However, three Tulane turnovers that were returned for touchdowns doomed the Green Wave's chances in the second half. Two came in the third quarter when UCF returned a fumble 30 yards for the score, and then on the very next series, returned a 33-yard interception for the touchdown, thus building a 20-6 lead.

In the fourth quarter, the Knights returned an interception 86-yards for the score, extending its lead to 30-6. UCF later tacked on one more touchdown via a six-play, 80-yard drive to bring the final score to 37-6.

Score by Quarters	1	2	3	4	Total
Tulane	6	0	0	0	6
UCF	0	7	13	17	37

Qtr	Time	Scoring play
1st	12:23	TLN - HILLIARD, Dontrell 14 yd run (DIROCCO, Andrew kick blockd), 5-42 2:30
2nd	07:39	UCF - MILTON, M. 1 yd run (WRIGHT, Matthew kick), 7-58 3:04
3rd	07:23	UCF - JOHNSON, Drico 30 yd fumble recovery (WRIGHT, Matthew kick failed)
	06:34	UCF - GRIFFIN, Shqll 33 yd interception return (WRIGHT, Matthew kick)
4th	14:55	UCF - WRIGHT, Matthew 39 yd field goal, 9-50 2:17
	11:23	UCF - JOHNSON, Drico 86 yd interception return (WRIGHT, Matthew kick)
	02:09	UCF - HOLMAN, Justin 1 yd run (WRIGHT, Matthew kick), 6-80 2:44

	TLN	UCF
FIRST DOWNS	22	16
RUSHES-YARDS (NET)	64-280	32-147
PASSING YDS (NET)	68	150
Passes Att-Comp-Int	21-5-3	23-12-1
TOTAL OFFENSE PLAYS-YARDS	85-348	55-297
Fumble Returns-Yards	0-0	1-30
Punt Returns-Yards	0-0	0-0
Kickoff Returns-Yards	1-20	1-27
Interception Returns-Yards	1-0	3-119
Punts (Number-Avg)	4-43.0	4-38.2
Fumbles-Lost	2-2	1-1
Penalties-Yards	6-65	6-68
Possession Time	39:50	20:10
Third-Down Conversions	5 of 17	3 of 10
Fourth-Down Conversions	2 of 4	0 of 1
Red-Zone Scores-Chances	1-3	2-2
Sacks By: Number-Yards	1-10	0-0

RUSHING: Tulane-HILLIARD, Dontrell 18-84; THOMPSON, Lazedrick 9-60; ROUNDS, Josh 13-48; BADIE, Sherman 10-47; ENCALADE, Terren 2-23; CUIELLETTE, Glen 11-18; SCOTT, Trey 1-0. UCF-KILLINS, Adrian 5-47; HAMILTON, Jawon 6-30; WILSON, Dont. 8-28; MILTON, M. 8-15; MCGOWAN, Taj 3-14; HOLMAN, Justin 2-13.

PASSING: Tulane-CUIELLETTE, Glen 5-21-3-68. UCF-MILTON, M. 9-20-1-85; HOLMAN, Justin 3-3-0-65.

RECEIVING: Tulane-GLENN, Devin 2-25; MOONEY, Darnell 2-23; ENCALADE, Terren 1-20. UCF-KILLINS, Adrian 5-61; SMITH, TreQuan 2-19; FRANKS, Jordan 2-13; JONES, Hayden 1-50; WILSON, Dont. 1-6; BLOOM, Cal 1-1.

INTERCEPTIONS: Tulane-NICKERSON, Parry 1-0. UCF-GRIFFIN, Shqll 2-33; JOHNSON, Drico 1-86.

FUMBLES: Tulane-CUIELLETTE, Glen 2-2. UCF-KILLINS, Adrian 1-1.

Game 10 • Tulane 30 - Houston 18

TDECU Stadium • Houston, Texas

Nov. 12 • 36,552 Attendance

Tulane football showed some glimpses of progress on offense but it was not enough to outduel Houston's high-powered offense as the Green Wave fell 30-18 to the Cougars on the road. The Green Wave (3-7, 0-6 American Athletic Conference | West) posted 341 yards of total offense and got touchdowns on the ground for the fifth-straight game and connected on touchdowns through the air for the first time in two games. Tulane outgained Houston 341-287 and kept the Cougars from reaching 300 offensive yards, ending their 35-game streak of compiling 300 or more offensive yards in a game dating back to their inaugural game at TDECU Stadium on Oct. 29, 2014.

Houston (8-2, 5-2 The American | West) jumped out to a two-touchdown lead early after recovering a muffed punt in the end zone within the first two minutes of the game. The Cougars added the second touchdown on their next offensive possession with an 82-yard march down the field in 11 plays capped off by five-yard scamper by quarterback Greg Ward, Jr. to move the score to 14-0.

The Green Wave answered with an eight-play, 57-yard scoring drive of their own, highlighted by sophomore quarterback Glen Cuiellette connecting with freshman wide receiver Darnell Mooney for 21 yards to cut the lead to 14-7. Tulane tacked on another three points on its next offensive possession as junior placekicker booted his ninth field goal of the season from 41 yards out to pull within four at 14-10.

Houston responded with touchdowns in back-to-back possessions, courtesy of the arm of Ward, Jr., to push the lead to 28-10 going into halftime. That score stood until late in the fourth quarter as Tulane's defense stiffened to limit the Cougars' offense to only 56 yards in the second half. Offensively over the final 30 minutes, the Green Wave showed some life with a fourth-quarter drive that concluded with Cuiellette hooking up with freshman wide receiver D.J. Owens on a 28-yard scoring strike. Cuiellette added to that touchdown with a completion to redshirt senior running back Josh Rounds on a successful two-point conversion to cut the deficit to 28-18.

Houston's final two points came on a personal foul, facemask penalty on Tulane on the Wave's own six-yard line that resulted in a team safety for the Cougars and thwarted any comeback attempt.

Score by Quarters	1	2	3	4	Total
Tulane	7	3	0	8	18
Houston	14	14	0	2	30

Qtr	Time	Scoring play
1st	13:43	HOU - WINCHESTER, J. 0 yd fumble recovery (CUMMINGS, Ty kick)
	06:27	HOU - WARD Jr., Greg 5 yd run (CUMMINGS, Ty kick), 11-82 3:40
	00:41	TLN - MOONEY, Darnell 21 yd pass from CUIELLETTE, Glen (DIROCCO, Andrew kick), 8-57 3:31
2nd	13:39	TLN - DIROCCO, Andrew 41 yd field goal, 5-26 1:59
	07:17	HOU - DUNBAR, Steven 16 yd pass from WARD Jr., Greg (CUMMINGS, Ty kick), 6-53 2:30
	04:27	HOU - ALLEN, Chance 6 yd pass from WARD Jr., Greg (CUMMINGS, Ty kick), 6-60 2:26
4th	04:27	TLN - OWENS, D.J. 28 yd pass from CUIELLETTE, Glen (ROUNDS, Josh pass from CUIELLETTE, Josh 2-pt conv), 11-28 0:51
	03:51	HOU - Team safety

	TLN	HOU
FIRST DOWNS	17	14
RUSHES-YARDS (NET)	36-100	35-66
PASSING YDS (NET)	241	221
Passes Att-Comp-Int	42-21-0	37-21-1
TOTAL OFFENSE PLAYS-YARDS	78-341	72-287
Fumble Returns-Yards	0-0	0-0
Punt Returns-Yards	2-12	2-6
Kickoff Returns-Yards	3-76	3-6
Interception Returns-Yards	1-2	0-0
Punts (Number-Avg)	9-37.3	11-44.2
Fumbles-Lost	1-1	2-1
Penalties-Yards	5-33	7-55
Possession Time	31:28	28:32
Third-Down Conversions	5 of 19	7 of 17
Fourth-Down Conversions	1 of 4	0 of 0
Red-Zone Scores-Chances	0-0	3-3
Sacks By: Number-Yards	4-29	3-17

RUSHING: Tulane-ROUNDS, Josh 8-72; THOMPSON, Lazedrick 2-20; HILLIARD, Dontrell 8-13; BADIE, Sherman 4-7; TEAM 1-minus 2; HILLIARD, Glen 13-minus 10. Houston-CATALON, Duke 20-50; POSTMA, Kyle 5-13; BIRDEN, Dillon 3-11; WARD Jr., Greg 5-minus 3; Team 2-minus 5.

PASSING: Tulane-CUIELLETTE, Glen 21-42-0-241. Houston-WARD Jr., Greg 18-30-0-189; POSTMA, Kyle 3-6-1-32; Team 0-1-0-0.

RECEIVING: Tulane-MOONEY, Darnell 7-63; ENCALADE, Terren 5-41; DACE, Larry 4-55; OWENS, D.J. 1-28; ARDOIN, Kendall 1-21; HILLIARD, Dontrell 1-15; ROUNDS, Josh 1-15; COOPER, Tristan 1-3. Houston-BONNER, Linell 9-97; CATALON, Duke 4-8; ALLEN, Chance 3-64; DUNBAR, Steven 2-33; CORBIN, Keith 2-17; McCLOSKEY, T. 1-2.

INTERCEPTIONS: Tulane-LEWIS, Donnie 1-2. Houston-None.

FUMBLES: Tulane-NICKERSON, Parry 1-1. Houston-WILLIAMS, Terr. 1-1; WILDER, Collin 1-0.