



2016-17 WOMEN'S BASKETBALL

SCHEDULE/RESULTS

OVERALL RECORD	2-0
SEC	0-0
NON-CONFERENCE	2-0
HOME	0-0
AWAY	1-0
NEUTRAL	1-0

DATE	OPPONENT	TV	TIME
N3	ARKANSAS-FORT SMITH (Exh.)	SECN+	W, 88-62
N11	! vs. Villanova		W, 108-62
N12	! vs. Maine		W, 87-43
N16	& vs. Tulane		7 p.m.
N20	TEXAS	SEC Network	5 p.m.
N25	^ vs. Oregon		7 p.m.
N26	^ vs. San Jose St.		7 p.m.
N27	^ at Hawaii		8:30 p.m.
D3	% at Iowa State	FSN	1:30 p.m.
D10	at Southern Miss		4 p.m.
D13	at Arkansas-Little Rock		6:30 p.m.
D16	# vs. SMU		10 p.m.
D18	# vs. Grambling/USC		1/3 p.m.
D20	ALABAMA STATE	SECN+	7 p.m.
D28	NORTHWESTERN STATE	SECN+	7 p.m.
J1	* LSU	SEC Network	2 p.m.
J5	* at Arkansas	SECN+	7 p.m.
J8	* at Tennessee	SECN+	1 p.m.
J12	* FLORIDA	SEC Network	8 p.m.
J16	* OLE MISS	SEC Network	6 p.m.
J19	* at Alabama	SECN+	7 p.m.
J23	* at South Carolina	ESPN2	6 p.m.
J29	* TEXAS A&M	SEC Network	3 p.m.
F2	* at Auburn	SEC Network	8 p.m.
F5	* MISSOURI	ESPNU	1:30 p.m.
F9	* VANDERBILT	SEC Network	8 p.m.
F12	* at Ole Miss	SEC Network	3 p.m.
F16	* GEORGIA	SECN+	7 p.m.
F19	* at Texas A&M	SEC Network	4 p.m.
F23	* at Kentucky	SECN+	6 p.m.
F26	* TENNESSEE	ESPNU/ ESPN2	1/4 p.m.
M1-5	SEC Tournament (Greenville, S.C.)		
M17-20	NCAA First/Second Rounds		
M24-27	NCAA Regionals		
M31 & A2	NCAA Women's Final Four (Dallas, Texas)		

All Times Central

Home Games In **Bold**

! — Maine Tipoff Tournament (Orono, Maine)

& — Mississippi Coast Coliseum (Biloxi, Miss.)

^ — Waikiki Beach Marriott Tournament (Honolulu, Hawaii)

% — SEC/Big 12 Challenge (Ames, Iowa)

— Women of Troy Classic (Los Angeles, Calif.)

* — SEC Game



MISSISSIPPI STATE

2-0 (0-0 SEC)

Head Coach: Vic Schaefer (5th Season)

Record At MSU: 92-46

AP/USAT Rank: 10/9

TULANE

1-0 (0-0 AAC)

Head Coach: Lisa Stockton (23rd Season)

Record At Tulane: 462-227

AP/USAT Rank: NR/NR

NOVEMBER 16, 2016 | 7 P.M. CT | BILOXI, MISS. (MISSISSIPPI COAST COLISEUM)

BULLDOG PROJECTED STARTING 5



00 ■ DOMINIQUE DILLINGHAM

5-9 • G • SR. • SPRING, TEXAS

PPG	RBD	AST	BLK	STL	FG%	3FG%	FT%
9.0	2.5	0.5	0.0	0.5	.600	.333	.833

NOTABLES: Preseason 2nd Team All-SEC selection... 17 steals from 200 for her career... Taken 111 career charges.



45 ■ CHINWE OKORIE

6-5 • C • SR. • LAGOS, NIGERIA

PPG	RBD	AST	BLK	STL	FG%	3FG%	FT%
6.5	5.5	0.5	0.0	0.0	.556	.000	.750

NOTABLES: Had 11 points, 8 rebounds against Villanova... 18th in SEC with a team-high 6.0 rpg last season... 6th in the league with 3.1 offensive rpg a year ago.



3 ■ BREANNA RICHARDSON

6-1 • F • SR. • CONYERS, GA.

PPG	RBD	AST	BLK	STL	FG%	3FG%	FT%
6.0	3.0	1.5	0.0	0.0	.556	.000	1.000

NOTABLES: Three-time SEC Academic Honor Roll selection... Passed 800-career points last season... Tied for 1st in SEC in assist/turnover ratio.



35 ■ VICTORIA VIVIAN

6-1 • G • JR. • CARTHAGE, MISS.

PPG	RBD	AST	BLK	STL	FG%	3FG%	FT%
15.0	2.5	1.0	0.0	1.5	.478	.364	.800

NOTABLES: First Team Preseason All-SEC... First Team All-SEC and WBCA Honorable Mention All-American in 2016... 15th in career scoring at MSU (1,151 pts.)... Maine Tipoff MVP.



2 ■ MORGAN WILLIAM

5-5 • G • JR. • BIRMINGHAM, ALA.

PPG	RBD	AST	BLK	STL	FG%	3FG%	FT%
9.5	2.5	5.0	0.0	2.5	.556	.000	.818

NOTABLES: MSU career FT% (84.3%) leader... Claimed her 300th-career assist against Villanova... 5th in SEC in assists (5.0 apg)... Dished 9 assists against Maine.





TIPOFF: 7 P.M.

LOCATION: Biloxi, Miss.

ARENA: MISSISSIPPI COAST COLISEUM (10,066)

TELEVISION: NONE

RADIO: WKBB-FM 100.9

JASON CROWDER (PxP)

CHARLIE WINFIELD (ANALYST)

SERIES HISTORY VS. TULANE

TULANE (MSU Leads 6-5)

At MSU: MSU leads 4-2

At Tulane: Tulane leads 3-1

At Neutral Sites: MSU leads 1-0

2/26/1988	W	66-58	H
2/11/1989	L	56-62	A
1/15/1992	W	55-49	A
1/25/1994	L	84-92	H
1/3/1995	L	64-85	A
12/9/1995	L	63-71	H
3/18/2007	W	79-73	H
11/16/2010	L	42-62	A
12/04/2011	W	70-55	H
3/20/2014	W	77-68	H [WNIT]
3/20/2015	W	57-47	N [NCAAT]

MSU-TU COMPARISON

	MSU	TU
SCORING	195	79
Points per game	97.5	79.0
Scoring margin	+45.0	+23.0
FIELD GOALS-ATT	70-123	29-50
Field goal pct	.569	.580
3 POINT FG-ATT	15-26	5-11
3-point FG pct	.577	.455
3-pt FG made per game	7.5	5.0
FREE THROWS-ATT	40-50	16-21
Free throw pct	.800	.762
FT made per game	20.0	16.0
REBOUNDS	79	40
Rebounds per game	39.5	40.0
Rebounding margin	+16.0	+11.0
ASSISTS	36	24
Assists per game	18.0	24.0
TURNOVERS	21	21
Turnovers per game	10.5	21.0
Turnover margin	+8.5	-2.0
Assist/turnover ratio	1.7	1.1
STEALS	17	10
Steals per game	8.5	10.0
BLOCKS	2	4
Blocks per game	1.0	4.0

MSU STATS LEADERS



POINTS

Roshunda Johnson
17.5 PPG



REBOUNDS

Teaira McCowan
7.0 RPG




ASSISTS

Morgan William
5.0 APG



BLOCKS

Teaira McCowan
0.5 BPG



STEALS

Morgan William
2.5 SPG

BULLDOG BITES

- Mississippi State plays its first game of the season in the Magnolia State on Wednesday, but it won't be in Starkville as the Bulldogs head to Biloxi to face Tulane at the Mississippi Coast Coliseum.
- It will be the first time the Bulldogs have played in Biloxi.
- Wednesday will be a homecoming for sophomore Jazzmun Holmes and freshman Ameshya Williams. The duo hails from Gulfport, with Holmes starring at Harrison Central and Williams at West Harrison HS.
- MSU returns to its home state 2-0 on the young season. The Bulldogs defeated Villanova and host Maine in Bangor to claim the Maine Tipoff Tournament title.
- With the pair of wins, MSU has now won 30 of its last 31 regular-season non-conference games going back to 2014-15. That tally includes 10-straight victories.
- State is 23-4 under Schaefer, 20-0 since 2013-14, in the month of November.
- Mississippi State heads to Biloxi boasting Top 10 rankings in both polls. State remained at No. 10 in the Associated Press Top 25, while moving up to No. 9 in this week's USA Today Coaches Poll.
- The Bulldogs have been in the Associated Press poll for 38-straight weeks, the ninth-longest active streak in the nation. It is the third-longest active streak among SEC teams, rating behind only Kentucky (125) and South Carolina (75).
- Mississippi State scored 108 points in its win against Villanova, the 10th-most points in program history. MSU's 195 points was the second-most in the nation on opening weekend.
- The Bulldogs shot 60.3% against Villanova, the first time since 2009 a State squad has shot 60% from the field. MSU hit 52.5% of its shots against Maine, marking the first time since 2008-09 a Bulldog squad has shot 50% or higher in its first two games of the season.
- Junior Preseason All-SEC selection Victoria Vivians was named MVP in Maine this weekend. She averaged 15.0 ppg and sparked the championship game win by scoring 26 first-half points against the Black Bears on their home court.
- Redshirt junior Roshunda Johnson was tabbed to the all-tournament team behind a 17.5 scoring average in her first two MSU games. Johnson scored 21 points against Villanova in her Bulldog debut. She followed it with 14 fourth-quarter points against Maine.

SERIES BREAKDOWN

- Wednesday's game will be the 12th meeting in the series between Mississippi State and Tulane.
- The Bulldogs hold a slim 6-5 advantage in the series and have won the last three meetings.
- Two of those three meetings have come during Vic Schaefer's tenure in Starkville. The two last met in the opening round of the 2015 NCAA Tournament, a game won by the Bulldogs 57-47 in Durham, N.C.
- Morgan William scored 14 points off the bench, and Breanna Richardson added a double-double with 15 points and 12 rebounds to lead the Bulldogs to the win in their first NCAA Tournament appearance since 2010.
- The two teams also met in Starkville in the opening round of the 2014 WNIT. MSU also prevailed in that game 77-68. Richardson also had a double-double in this contest as well, scoring 13 points to go with 10 rebounds.
- She was one of five MSU players in double figures. Martha Alwal and Savannah Carter led the way with 15 points each, while Dominique Dillingham added 11 and Kendra Grant 10.
- Tulane enters the contest 1-0 after posting a 79-56 victory against Grambling on Saturday.
- Kolby Morgan led the way with 21 points on 6 of 9 shooting, including 9 of 10 from the free-throw line.
- Meredith Schulte also recorded 20 points, hitting 8 of 9 shots and all four 3-point attempts.



MISSISSIPPI STATE 2016-17 RADIO/TV ROSTER



00 DOMINIQUE DILLINGHAM
G • 5-9 • Sr. • Spring, Texas



1 BLAIR SCHAEFER
G • 5-7 • Jr. • Starkville, Miss.



2 MORGAN WILLIAM
G • 5-5 • Jr. • Birmingham, Ala.



3 BREANNA RICHARDSON
F • 6-1 • Sr. • Conyers, Ga.



4 AMESHYA WILLIAMS
F • 6-2 • Fr. • Gulfport, Miss.




10 JAZZMUN HOLMES
G • 5-8 • So. • Gulfport, Miss.



11 ROSHUNDA JOHNSON
G • 5-7 • R-Jr. • Little Rock, Ark.




12 JACAIRA "IGGY" ALLEN
G • 5-10 • Fr. • Pompano Beach, Fla.



13 KETARA CHAPEL
F • 6-1 • Sr. • Temple, Texas



15 TEAIRA MCCOWAN
C • 6-7 • So. • Brenham, Texas



25 ZION CAMPBELL
C • 6-3 • R-Fr. • Washington, D.C.



35 VICTORIA VIVIAN
G • 6-1 • Jr. • Carthage, Miss.



45 CHINWE OKORIE
C • 6-5 • Sr. • Lagos, Nigeria

PRONUNCIATION GUIDE

<u>Jacaira</u> Allen	Juh-KAI-ra
<u>Ketara</u> Chapel	Kah-TARE-ah CHAP-ul
<u>Teaira</u> McCowan	Tee-AIR-ah
<u>Chinwe</u> Okorie	CHIN-way Oh-CORE-ee
<u>Breanna</u> Richardson	Bree-AHN-ah
Victoria <u>Vivians</u>	VI-vee-ans
<u>Ameshya</u> Williams	Ah-ME-sha




2015 SEC COACH OF THE YEAR
VIC SCHAEFER
Head Coach
5th Season at MSU



JOHNNIE HARRIS
Associate Head Coach
5th Season at MSU



DIONNAH JACKSON-DURRETT
Assistant Coach
2nd Season at MSU



CARLY THIBAUT
Assistant Coach
1st Season at MSU

MISSISSIPPI STATE 2016-17 NUMERICAL ROSTER

No.	Player	Pos.	Ht.	Cl.	Exp.	Hometown (Previous School)
00	Dominique Dillingham	G	5-9	Sr.	3L	Spring, Texas (Klein Collins HS)
1	Blair Schaefer	G	5-7	Jr.	2L	Starkville, Miss. (Starkville HS)
2	Morgan William	G	5-5	Jr.	2L	Birmingham, Ala. (Shades Valley HS)
3	Breanna Richardson	F	6-1	Sr.	3L	Conyers, Ga. (Rockdale County HS)
4	Ameshya Williams	F	6-2	Fr.	HS	Gulfport, Miss. (West Harrison HS)
10	Jazzmun Holmes	G	5-8	So.	1L	Gulfport, Miss. (Harrison Central HS)
11	Roshunda Johnson	G	5-7	RJr.	RS	Little Rock, Ark. (Parkview HS/Oklahoma St.)
12	Jacaira "Iggy" Allen	G	5-10	Fr.	HS	Pompano Beach, Fla. (Dillard HS)
13	Ketara Chapel	F	6-1	Sr.	3L	Temple, Texas (Temple HS)
15	Teaira McCowan	C	6-7	So.	1L	Brenham, Texas (Brenham HS)
25	Zion Campbell	C	6-3	RFr.	RS	Washington, D.C. (Riverdale Baptist School)
35	Victoria Vivians	G	6-1	Jr.	2L	Carthage, Miss. (Scott Central HS)
45	Chinwe Okorie	C	6-5	Sr.	2L	Lagos, Nigeria (Stoneleigh-Burnham [Mass.] Prep)

COACHING STAFF

Head Coach	Vic Schaefer — Fifth Season
Associate Head Coach	Johnnie Harris — Fifth Season
Assistant Coach	Dionnah Jackson-Durrett — Second Season
Assistant Coach	Carly Thibault — First Season

Dir. of Operations	Maryann Baker — Fifth Season
Dir. of Scouting/Video Coordinator	Skylar Collins — Fourth Season
Head Strength & Conditioning Coach	Anthony Harvey — First Season



ASSOCIATED PRESS TOP 25 POLL
November 14

Rk.	School	Pts.	Rcd.	Pvs.
1	Notre Dame (14)	794	1-0	1
2	Baylor (12)	790	1-0	2
3	Connecticut (6)	743	0-0	3
4	South Carolina (1)	720	0-0	4
5	Louisville	713	2-0	5
6	Maryland	638	1-0	6
7	Ohio State	633	1-0	7
8	Texas	605	0-0	8
9	UCLA	557	1-0	9
10	Mississippi State	522	2-0	10
11	Stanford	473	1-0	11
12	Florida State	437	1-0	12
13	Tennessee	413	2-0	13
14	Syracuse	344	1-0	14
15	Kentucky	343	2-0	15
16	Oklahoma	289	1-0	16
17	Washington	286	1-0	17
18	Arizona State	261	2-0	18
19	Florida State	188	1-0	20
20	DePaul	169	2-0	21
21	West Virginia	168	1-0	22
22	Miami (Fla.)	163	1-1	14
23	Indiana	120	2-0	23
24	Oregon State	94	1-0	25
25	Missouri	76	1-0	24

USA TODAY TOP 25 POLL
November 15

Rk.	School	Pts.	Rcd.	Pvs.
1.	Notre Dame (13)	2-0	765	2
2.	Connecticut (13)	1-0	758	1
3.	South Carolina (4)	1-0	748	3
4.	Baylor (2)	2-0	712	4
5.	Maryland	1-0	646	5
6.	Louisville	2-0	630	8
7.	Stanford	2-0	584	10
8.	Ohio State	1-1	548	T6
9.	Mississippi State	2-0	521	11
10.	Texas	0-1	507	T6
11.	UCLA	1-1	463	9
12.	Florida State	1-1	462	12
13.	Tennessee	2-0	394	14
14.	Syracuse	2-0	382	13
15.	Washington	2-0	343	15
16.	Arizona State	2-0	326	16
17.	Oklahoma	1-0	273	18
18.	Oregon State	2-0	241	17
19.	Kentucky	2-0	233	19
20.	DePaul	2-0	155	21
21.	Michigan State	2-0	126	22
22.	Miami (Fla.)	1-1	107	20
23.	Florida	2-0	97	24
24.	Texas A&M	1-0	82	23
25.	West Virginia	1-0	62	25

WEEK-BY-WEEK RANKINGS

Week	AP	Coaches	NCAA RPI
Preseason	10	11	—
Nov. 14	10	9	—

Week	AP	Coaches	NCAA RPI
------	----	---------	----------

BULLDOG GAME-BY-GAME STARTERS

OPPONENT	GUARD	GUARD	GUARD	CENTER	FORWARD	RECORD
Villanova	William	Vivians	Dillingham	Okorie	Richardson	1-0
Maine	William	Vivians	Dillingham	Okorie	Richardson	2-0
Tulane						
Texas						
Oregon						
San Jose St.						
Hawaii						
Iowa St.						
Southern Miss						
Ark.-Little Rock						
SMU						
Grambling/USC						
Alabama St.						
Northwestern St.						
LSU						
Arkansas						
Tennessee						
Florida						
Ole Miss						
Alabama						
So. Carolina						
Texas A&M						
Auburn						
Missouri						
Vanderbilt						
Ole Miss						
Georgia						
Texas A&M						
Kentucky						
Tennessee						

MSU RECORD BY STARTING LINEUP

Dillingham, Okorie, Richardson, Vivians, William.....2-0

VIC SCHAEFER HEAD COACH



- 92-46 at MSU in 4 seasons, the fastest coach in school history to 90 wins and 30 SEC victories.
- Led MSU to three-straight 20-win seasons for the first time in program history.
- Second-most wins (57) among SEC coaches since 2014-15.
- Led MSU to the school single-season wins record each of the last two seasons (28 in 2016, 27 in 2015).
- Guided the 2015-16 Bulldogs to the best SEC finish in school history (T2nd) & the school SEC wins record (11) for the second-straight year.
- Named Associated Press SEC Coach of the Year, SEC Coaches' Coach of the Year & Naismith Coach of the Year semifinalist in 2014-15.
- Taken teams to the postseason 17 of the last 19 seasons, including a second-straight NCAA Tournament and MSU's second Sweet 16.
- Landed a Top 20 signing class in his second season in Starkville and the No. 19 2017 class. His first class rated 35th.
- Coached 15 years as an assistant and associate head coach at Texas A&M and Arkansas, averaging 22 wins a year during that time.
- Has 13 NCAA Tournament appearances, 12 times advancing out of the first round. Won the 2011 national championship at Texas A&M.
- Has 10 Top 20 signing classes, including the nation's No. 2 class at Texas A&M (2011-12).

SCHAEFER YEAR-BY-YEAR AT
MISSISSIPPI STATE, TEXAS A&M & ARKANSAS

Overall: 425-212 (.667) in 20 seasons

MISSISSIPPI STATE — HEAD COACH

Year	Record	Postseason
2012-13	13-17	—
2013-14	22-14	WNIT Quarterfinals
2014-15	27-7	NCAA Second Round
2015-16	28-8	NCAA Sweet 16
2016-17	2-0	—

Record: 92-46 (.667) in 5 seasons

TEXAS A&M — ASSOCIATE HEAD COACH

Year	Record	Postseason
2003-04	9-19	—
2004-05	16-15	WNIT Quarterfinals
2005-06	23-9	NCAA First Round
2006-07	25-7	Big 12 Champion/ NCAA Second Round
2007-08	29-8	Big 12 Tournament Champion/ Elite Eight
2008-09	27-8	NCAA Sweet 16
2009-10	26-8	Big 12 Tournament Champion/ NCAA Second Round
2010-11	33-5	NCAA National Champion
2011-12	24-11	NCAA Sweet 16

Record: 212-90 (.702) in 9 seasons

- 7 NCAA Tournament Appearances
- 1 NCAA National Championship (2010-11)
- 1 NCAA Elite Eight (2007-08)
- 2 NCAA Sweet 16 (2008-09, 2011-12)
- 2 NCAA Second Round (2006-07, 2009-10)
- 1 NCAA First Round (2005-06)
- 1 WNIT Appearance
- 1 WNIT Quarterfinals (2004-05)

ARKANSAS — ASSOCIATE HEAD COACH

Year	Record	Postseason
1997-98	22-11	NCAA Final Four
1998-99	20-14	WNIT National Champion
1999-00	17-15	WNIT Semifinals
2000-01	20-13	NCAA Second Round
2001-02	20-12	NCAA Second Round
2002-03	22-11	NCAA Second Round

Record: 121-76 (.614) in 6 seasons

- 4 NCAA Tournament Appearances
- 1 NCAA Final Four (1997-98)
- 3 NCAA Second Round (2000-01, 2001-02, 2002-03)
- 2 WNIT Appearances
- 1 WNIT National Championship (1998-99)





SEC STANDINGS (THROUGH 11/14)

TEAM	SEC			OVERALL		
	W	L	PCT.	W	L	PCT.
Alabama	0	0	.000	2	0	1.000
Arkansas	0	0	.000	2	0	1.000
Auburn	0	0	.000	1	0	1.000
Florida	0	0	.000	2	0	1.000
Georgia	0	0	.000	2	0	1.000
Kentucky	0	0	.000	2	0	1.000
LSU	0	0	.000	2	0	1.000
Mississippi State	0	0	.000	2	0	1.000
Ole Miss	0	0	.000	2	0	1.000
Missouri	0	0	.000	2	0	1.000
South Carolina	0	0	.000	1	0	1.000
Tennessee	0	0	.000	2	0	1.000
Texas A&M	0	0	.000	1	0	1.000
Vanderbilt	0	0	.000	1	1	.500

SEC SCHEDULE

16 (Wednesday)

BYU at Georgia (SECN+)	7:00 p.m. ET
Rice at LSU (SECN+)	7:00 p.m. CT
Mississippi State vs Tulane	7:00 p.m. CT
Drexel at Vanderbilt (SECN+)	7:00 p.m. CT

17 (Thursday)

Alabama at Lipscomb (SECN+)	7:00 p.m. CT
South Dakota at Arkansas (SECN+)	7:00 p.m. CT
Auburn at North Carolina A&T	4:30 p.m. CT
New Hampshire at Kentucky (SECN+)	11 a.m. ET
Jacksonville State at Ole Miss (SECN+)	6:00 p.m. CT
Texas Tech at Texas A&M (SECN+)	7:00 p.m. CT

19 (Saturday)

6-Florida vs Temple	1:00 p.m. ET
Kentucky at Colorado	9:00 p.m. ET

20 (Sunday)

Auburn at East Carolina	2:30 p.m. CT
Georgia at Georgia Tech	2:00 p.m. ET
Connecticut at LSU (ESPN)	4:30 p.m. CT
High Point at Ole Miss (SECN+)	2:00 p.m. CT
Texas at Mississippi State (SEC Network)	5:00 p.m. CT
7-Hampton at South Carolina	3:00 p.m. ET
Tennessee at Penn State (Big Ten Network)	5:00 p.m. ET
Stephen F. Austin at Texas A&M (SECN+)	4:00 p.m. CT
Duke at Vanderbilt (SECN+)	2:00 p.m. CT

20 (Sunday)

Auburn at East Carolina	2:30 p.m. CT
Georgia at Georgia Tech	2:00 p.m. ET
Connecticut at LSU (ESPN)	4:30 p.m. CT
High Point at Ole Miss (SECN+)	2:00 p.m. CT
Texas at Mississippi State (SEC Network)	5:00 p.m. CT
7-Hampton at South Carolina	3:00 p.m. ET
Tennessee at Penn State (Big Ten Network)	5:00 p.m. ET
Stephen F. Austin at Texas A&M (SECN+)	4:00 p.m. CT
Duke at Vanderbilt (SECN+)	2:00 p.m. CT

LAST TIME OUT...

- Mississippi State opened the 2016-17 season with wins against Villanova and Maine to win the Maine Tipoff Tournament in Bangor.
- The Bulldogs defeated Villanova 108-62 in Friday's season opener. The following day State rolled to the title with an 87-43 road win against the host Black Bears.

DAWGS BOAST ONE OF NATION'S MOST-EXPERIENCED ROSTERS

- Last season Mississippi State owned one of the nation's youngest rosters, with 10 of the Bulldogs' 14 roster players boasting one year or less of college experience. This year will be different, however, as eight players are either juniors or seniors.
- Here is a breakdown of the per-game averages returning for MSU this season:

Points	62.2 ppg
Rebounds	35.9 rpg
Assists	12.5 apg
Blocks	3.7 bpg
Steals	7.2 spg

STATE PICKED 2ND IN SEC

- The Bulldogs enter the 2016-17 campaign boasting the best preseason SEC pick in school history with a second-place selection by league media.
- State was also tabbed second by a vote of the league coaches.
- Mississippi State tied for second in the league last season, the highest finish by a Bulldog squad. MSU finished 11-5 for the second-straight year. The 11 SEC wins are the most in school history.

2016-17 SEC PRESEASON POLL (MEDIA)

1. South Carolina	8. Missouri
2. Mississippi State	9. Vanderbilt
3. Tennessee	10. Georgia
4. Kentucky	11. Arkansas
5. Florida	12. LSU
6. Texas A&M	13. Alabama
7. Auburn	14. Ole Miss

2016-17 SEC PRESEASON POLL (COACHES)

1. South Carolina	8. Texas A&M
2. Mississippi State	9. Vanderbilt
3. Tennessee	10. Arkansas
4. Florida	11. LSU
5. Kentucky	12. Georgia
6. Auburn	13. Alabama
7. Missouri	14. Ole Miss

BULLDOGS MAKE MORE HISTORY IN THE POLLS

- Mississippi State remained at No. 10 in this week's Associated Press Top 25 Poll while climbing to No. 9 in the USA Today Coaches Poll.
- MSU was ranked No. 10 by AP and No. 11 by USA Today in the preseason. Both are the highest preseason rankings in school history.
- The Bulldogs are ranked No. 12 by ESPNW.
- MSU has been ranked in the Associated Press poll a school-best 38 consecutive weeks. That total is the ninth-longest active streak in the nation. It is the third-longest active streak among SEC teams, rating behind only Kentucky (125) and South Carolina (75).

BULLDOGS PILING UP THE WINS

- MSU is 57-15 (.792) the last two years. Both the wins total and winning percentage are second in the SEC in that span behind South Carolina and in the Top 15 in the Division I ranks.
- State's 79 victories the last three years are third-most in the SEC and in the Top 20 nationally. MSU is 79-29 (.731) in that span after going 61-63 the previous 4 years.
- State is 22-10 the last two years in SEC play after going 18-46 the four years prior. MSU's 22 SEC wins the last two seasons rank third behind South Carolina (31) and Tennessee (23).

GOING FOR 20 AND MORE HISTORY

- Mississippi State has won 20-plus games each of the last three seasons. It is the first time Bulldog squads have enjoyed three-straight 20-win seasons. A fourth-straight year with 20 or more wins would be quite the accomplishment as it would match the program's total number of 20-win seasons prior to Schaefer's arrival.

BULLDOGS ALSO RACKING UP FREQUENT FLYER MILES

- The Bulldogs have piled up the points early this season, but the team will also be piling up the frequent flyer miles during the non-conference slate as well.
- Last weekend's trip to Maine and Wednesday's trek to Biloxi start a non-conference slate that will see Mississippi State travel 17,190 miles in the months of November and December.
- In addition to Maine and Mississippi, MSU will travel to Hawaii, Iowa, Arkansas and California before the Jan. 1 SEC opener.

STATE IS STELLAR IN NON-CONFERENCE

- Mississippi State's two wins to open the season continue a trend of non-conference success under Bulldog head coach Vic Schaefer.
- MSU has won 30 of its last 31 regular-season non-conference games going back to 2014-15. That lone setback came against the Bulldogs' opponent on Sunday, Texas, last season in Austin.
- The Bulldogs have now won 10-straight games in the lead-up to SEC play.



THE LAST TIME THE BULLDOGS...**Defeated an AP Top 10 Team**

No. 8 Ohio State [NCAAT], 87-67 (3/23/10)

Defeated an AP Top 25 Team

No. 16 Michigan State [NCAAT], 74-74 (3/20/16)

Defeated a ranked team on the road

No. 17 South Florida, 68-58 (12/30/15)

Scored 100 or more points

108 vs. Villanova (11/11/16)

Held a team to 50 points or less

43 at Maine (11/12/16)

Held a team to 40 points or less

37 vs. Miss. Valley St. (11/24/15)

Held a team to 30 points or less

25 vs. Savannah St. (11/29/15)

Made 40 field goals

45 vs. Miss. Valley St. (11/24/15)

Made 50 field goals

53 vs. Judson College (2/24/86)

Made 10 3-point field goals

11 at Maine (11/12/16)

Made 30 or more free throws

33 vs. Louisiana Tech (12/11/14)

Shot 50% or better from the field

.524 at Maine (11/12/16)

Shot 60% or better from the field

.613 vs. Villanova (11/11/16)

Had 65 rebounds

69 vs. SE Louisiana (12/7/14)

Had 70 rebounds

71 vs. Arkansas-Pine Bluff (11/13/09)

Had 35 or more assists

37 vs. Memphis (1/3/80)

Had 30 or more steals

30 vs. New Orleans (11/17/13)

Won an overtime game

65-63 vs. Tennessee (1/28/16)

Won a double overtime game

74-66 vs. Southern Miss (3/24/14)

THE LAST TIME A BULLDOG PLAYER...**Had a player score 20 points**

26, Victoria Vivians at Maine (11/12/16)

Had a player score 30 points

30, Victoria Vivians vs. Tennessee [SECT] (3/5/16)

Had a player score 35 points

36, Victoria Vivians at Louisiana Tech (12/13/15)

Had a player score 40 points

43, Alexis Rack vs. Maryland (11/22/09)

Had a player score 45 points

47, Tan White vs. Vanderbilt (2/3/05, 2OT)

Had 2 players score 20 points in a game

Victoria Vivians [20], Teaira McCowan [20] vs. Norfolk State (11/27/15)

Had 3 players score 20 points in a game

Nitra Perry (24), Cynthia Hall (21), & Jennifer Fambrough (21) vs. So. Miss. (11/20/99)

Had 5 or more players score double figures in a game

7, vs. Villanova (11/11/16)

Had a player make 10 field goals in a game

11, Victoria Vivians vs. Tennessee [SECT] (3/5/16)

Had a player make 20 field goals in a game

20, LaToya Thomas vs. Tulsa (11/17/02)

Had a player make 5 or more 3-point field goals in a game

5, Victoria Vivians vs. Michigan St. [NCAAT] (3/20/16)

Had a player make 10 free throws in a game

11, Morgan William at UL-Lafayette (12/17/14)

Had a player make 15 free throws in a game

18, Jennifer Fambrough vs. Northwestern St. (12/19/98)

Had a player grab 10 rebounds in a game

11, Chinwe Okorie vs. Tennessee [SECT] (3/5/16)

Had a player grab 15 rebounds in a game

15, Martha Alwal vs. Southern Miss (3/24/14)

Had a player grab 20 rebounds in a game

23, Martha Alwal vs. Ole Miss (2/23/14)

Had a player record 10 or more assists

11, Morgan William vs. Savannah St. (11/29/15)

Had a player record 10 blocks in a game

10, Martha Alwal vs. Jacksonville St. (11/11/11)

Had a player record 5 or more steals in a game

5, Morgan William at Maine (11/12/16)

Had a player record a double-double

Victoria Vivians [22 pts., 10 rbd.] at Ole Miss (2/21/16)

Had 2 players record double-doubles in a game

Victoria Vivians [23 pts., 10 rbd.] & Teaira McCowan [10 pts., 13 rbd.] vs. Auburn (1/7/16)

Had a player record a triple-double

Cynthia Hall, 12 points, 10 rebounds and 12 assists vs. La.-Lafayette (12/16/00)

SCHAEFER NEARING NO. 100 AT MSU

- Vic Schaefer enters the season 10 wins from recording No. 100 at the helm of the Bulldogs. He would be the fastest MSU coach to reach 100 victories and just the second in program history to reach the century mark at the school. His .662 winning percentage is tops by a Bulldog coach.

BULLDOGS SHINE ON OFFENSE

- Mississippi State's 108 points in the season opener were the most points ever scored by a Bulldog squad in the season opener. That total tied for the 10th-most points in program history.
- The Bulldogs' 195 points is the most scored in the first two games of the season since the 1993-94 team tallied 210 points in wins against West Alabama and Belhaven.
- The 195 points were the second-most scored of teams that played twice on opening weekend.
- The Bulldogs head to Biloxi averaging 97.5 ppg, the most in the SEC and 13th in the nation.

STATE KNOCKS DOWN THE SHOTS

- The weather outside in Bangor might have been cold, but the Bulldogs' shooting was red hot. The Dawgs knocked down 56.9% from the field on the weekend, a total that topped the SEC and ranked sixth in the nation.
- MSU drained 60.3% from the field against Villanova, the best shooting performance since the 2009-10 team connected on 63.3% against Samford (Dec. 14).
- State hit 52.5% the following night against Maine, marking the first time since the 2008-09 season a Bulldog squad hit 50% or higher from the field in the year's first two games.

CREATING TURNOVERS=WINS

- The adage is defense wins championships, and Mississippi State's success the last three years can be attributed to the defensive end of the floor.
- Each of the last three seasons, Mississippi State has ranked in the Top 2 in the league in turnover margin. The 2015-16 squad was second in the SEC and seventh nationally with a +5.92 margin. In 2014-15, the Bulldogs led the league and ranked 14th in the country with a +5.71 mark. The 2013-14 WNIT team's +5.28 turnover margin was second in the SEC and 12th in Division I.
- MSU won the turnover battle in both games in Maine. State is now 78-22 under Schaefer, including 71-18 since 2014-15, when winning the turnover battle.
- This year's squad is fifth in the SEC with a +8.5 turnover margin. MSU forced 12 Villanova turnovers after the Wildcats averaged just 7.9 turnovers per game last season. Maine gave the basketball away 26 times after averaging just over 12 per game a year ago.

VIVIAN EARN PRESEASON ACCOLADES

- Junior Victoria Vivians has seen the early-season accolades roll in. In addition to being named First Team All-SEC by the media and coaches, she was also named a first team All-American by Sporting News and a second team All-America selection by Athlon Sports.
- The Carthage, Miss., native is the SEC's top returning scorer after finishing second in the league a year ago with 17.1 ppg.

DOM, MD RECOGNIZED BY SEC COACHES

- Junior Morgan William and senior Dominique Dillingham were second-team selections by the league coaches.
- William was MSU's No. 2 scorer last season at a personal-best 9.7 ppg. In SEC play she scored at a 10.9 clip. William also set the MSU single-season free-throw percentage record for the second year in a row, knocking down an SEC second-highest 84.4 percent. The Birmingham, Ala., native finished second in the SEC with 176 assists, a tally that ranks second in school season annals as well.
- Dillingham also had the best offensive year of her career, knocking down 7.9 ppg, including a 9.4 average in league contests. Her stellar junior campaign earned her Honorable Mention All-SEC from the Associated Press.
- Dillingham claimed a spot on the SEC All-Defensive Team after topping the team with 52 charges and raking second on the team in steals with 56.

BULLDOGS EARN TIPOFF TOURNEY HONORS

- Vivians was named the Most Outstanding Player of the Maine Tipoff Tournament after averaging 15.0 points and shooting 47.8% from the floor in the two games. Vivians sparked the Bulldogs in the championship game, tallying all 26 of her points in the first half.
- Redshirt junior Roshunda Johnson also all-tournament team accolades in her debut. Johnson paced MSU with a 17.5 scoring average, hitting 12 of 14 shots (85.7%) and 7 of 8 (87.5%) from 3-point range. She was also a perfect 4 of 4 from 3-point range.



CAREER WATCH

SCORING

	player	games	points	avg.
1	LaToya Thomas (2000-03)	125	2,981	23.8
2	Tan White (2002-05)	121	2,421	20.0
3	Alexis Rack (2007-10)	129	1,756	13.6
14	Kendra Grant (2012-15)	125	1,156	9.2
15	Victoria Vivians (2015-pres.)	72	1,151	16.0
—	Breanna Richardson (2014-pres.)	106	830	7.8
—	Dominique Dillingham (2014-pres.)	108	813	7.5

FIELD GOAL PERCENTAGE

	player	games	percentage
1	LaToya Thomas (2000-03)	125	55.3 (1,119-2,024)
6	Sandra Butler (1983-86)	61	51.5 (345-670)
7	Donnisha Tate (2008-09)	61	51.3 (102-199)
8	Christine Castle (1984-87)	94	50.7 (177-349)
9	Tuttie Calhoun (1975-77)	66	50.5 (350-693)
—	Chinwe Okorie (2015-pres.)	72	49.2 (151-307)

THREE-POINT FIELD GOALS MADE

	player	games	field goals
1	Alexis Rack (2007-10)	129	340 (1057 att.)
2	Tan White (2002-05)	121	222 (714 att.)
3	Mary Kathryn Govero (2008-11)	128	182 (492 att.)
4	Victoria Vivians (2015-pres.)	72	152 (478 att.)

THREE-POINT FIELD GOAL ATTEMPTS

	player	games	attempts
1	Alexis Rack (2007-10)	129	1057 (made 340)
2	Tan White (2002-05)	121	714 (made 222)
3	LaCharlotte Smith (1993-96)	106	522 (made 142)
4	Mary Kathryn Govero (2008-11)	128	492 (made 182)
5	Victoria Vivians (2015-pres.)	72	478 (made 152)

THREE-POINT FIELD GOAL PERCENTAGE (minimum 60 made)

	player	games	percentage
1	Jessica Carter (2001-04)	106	41.4 (99-239)
2	Bobbie Braddock (1990-91)	55	37.8 (59-156)
3	Angela Harris (1997-00)	110	37.6 (89-237)
10	Jerica James (2012-15)	127	33.6 (71-211)
—	Victoria Vivians (2015-pres.)	70	31.8 (152-478)

FREE THROWS MADE

	player	games	free throws
1	LaToya Thomas (2000-03)	125	709 (914 att.)
2	Tan White (2002-05)	121	413 (557 att.)
3	Jennifer Fambrough (1999-02)	117	396 (511 att.)
7	Alexis Rack (2007-2010)	129	296 (387 att.)
8	Morgan William (2015-pres.)	72	294 (349 att.)
—	Breanna Richardson (2014-pres.)	106	224 (328 att.)
—	Dominique Dillingham (2014-pres.)	108	210 (302 att.)

FREE THROWS ATTEMPTS

	player	games	attempts
1	LaToya Thomas (2000-03)	125	914 (made 709)
2	Sharon Thompson (1995-98)	107	602 (made 366)
3	Tan White (2002-05)	121	557 (made 413)
9	Alexis Rack (2007-10)	129	387 (made 296)
10	Ann Lashley (1985-88)	116	373 (made 208)
—	Morgan William (2015-pres.)	72	349 (made 294)
—	Breanna Richardson (2014-pres.)	106	328 (made 224)
—	Dominique Dillingham (2014-pres.)	108	302 (made 210)

FREE THROW PERCENTAGE (minimum 100 made)

	player	games	percentage
1	Morgan William (2015-present)	72	84.2 (294-349)
2	LaToya Thomas (2000-03)	125	77.6 (709-914)
3	Jennifer Fambrough (1999-02)	117	77.5 (396-511)

BLOCKED SHOTS

	player	games	blocks	avg.
1	Martha Alwal (2012-15)	124	328	2.6
2	Chanel Mokango (2009-10)	67	180	2.7
3	Tan White (2002-05)	121	118	1.0
5	Sharon Thompson (1995-98)	107	86	0.8
—	Teaira McCowan (2016-present)	37	47	1.3

STEALS

	player	games	steals	avg.
1	Tan White (2002-05)	121	372	3.1
2	Kunshinge Sorrell (1987-88)	62	238	3.8
3	LaCharlotte Smith (1993-96)	106	230	2.2
7	Nitra Perry (1997-00)	116	186	1.6
8	Dominique Dillingham (2014-pres.)	108	183	1.7

VIVIAN'S MOVING UP SCORING LISTS

- Vivians moved up to 15th on MSU's career scoring list with 1,151 points. That total is fifth among active SEC players, the most among league juniors.
- Her 16.0 career scoring average is tops among active league players and 10th in NCAA Division I.
- She is also tied for 10th among active SEC players in rebounds (385), seventh in steals (112), fifth in field goals made (415) and second in 3-point field goals (152).
- Vivians' 26-point effort last Saturday was the 22nd game of her career with 20 or more points.
- Vivians needs just 171 points to tie Kunshinge Sorrell (1,292) at No. 10 on MSU's all-time career scoring list.
- The Carthage, Miss., native knocked down the 150th 3-pointer of her career. Her 152-career made 3-pointers rank second among current SEC players.

JOHNSON SHINES IN DEBUT

- Johnson scored 21 points against Villanova in her first game as a Bulldog, the best debut by an MSU player since Victoria Vivians scored 23 against Mercer in the 2014-15 season opener.
- She came back on Saturday and tallied 14 fourth-quarter points, hitting all four of her 3-pointers for a school-record 100%.
- Johnson's seven 3-point field goals are second in the SEC and 12th in the nation, while her 87.5% conversion rate is also second in the league and 27th in the country.

MORGAN MOVING UP THE CHARTS

- William picked up where she left off last season, averaging 9.5 points and going 9 of 11 (81.8%) at the free-throw line.
- Her 294-career made free throws rank eighth in school history. Currently, she is shooting 84.2 percent at the charity stripe for her career, giving her the opportunity to be the first Bulldog to shoot over 80 percent for her career.
- William's career free-throw percentage is second among active NCAA Division I players, ranking behind only Kelsey Plum of Washington (87.8%).
- William is also progressing up the career assists list. She reached 300 against Villanova and recorded nine more against Maine. Her 309-career assists are second-most among current SEC players, and third among juniors in the nation.

DILLINGHAM SWIPING HER WAY UP STEALS LIST

- Dillingham has been one of the top defensive players in MSU history. She enters her senior year needing 17 steals to claim 200 for her career. Her 183 swipes are tops among current players in the league and eighth in school annals.
- The Spring, Texas, native has recorded 111 charges in her career after notching 52 last season.
- She passed 800 points for her career last weekend in Maine

RICHARDSON LOOKS TO CONTINUE SOLID PLAY AGAINST TULANE

- Breanna Richardson has enjoyed quite the career against Tulane. The Conyers, Ga., native has recorded a double-double in each of her two games against the Green Wave.
- As a freshman in the 2014 WNIT, Richardson scored 13 points and grabbed 10 boards, eight offensive. A year later in the NCAA Tournament, she tallied 15 points to go with 12 rebounds.
- Richardson embarks on her final season with 544-career rebounds, fourth-most among active SEC players.

SENIORS LOOKING TO GO OUT ON TOP

- Dillingham and fellow seniors Ketara Chapel, Breanna Richardson and Chinwe Okorie can end their careers the winningest class in MSU history, sitting 11 victories back of the 90 claimed by Sherise Williams (2012-13 to 2015-2016).

2015-16 QUARTER BREAKDOWN

FIRST HALF

Most First Quarter Points

Mississippi State	32	vs. Grambling (11/21/15)
Opponents	32	by UConn (3/26/16)

Fewest First Quarter Points

Mississippi State	4	vs. UConn (3/26/16)
Opponents	5	by Savannah St. (11/29/15)

Most Second Quarter Points

Mississippi State	30	vs. Villanova (11/11/16)
Opponents	29	by UConn (3/26/16)

Fewest Second Quarter Points

Mississippi State	5	at Georgia (1/21/16)
Opponents	2	by Samford (11/13/15)

Most First Half Points

Mississippi State	59	vs. Miss. Valley St. (11/24/15)
Opponents	61	by UConn (3/26/16)

Fewest First Half Points

Mississippi State	12	vs. UConn (3/26/16)
Opponents	12	by Savannah St. (11/29/15)

Largest Halftime Lead

Mississippi State	45	vs. Miss. Valley St. (11/24/15)
Opponents	49	by UConn (3/26/16)

SECOND HALF

Most Third Quarter Points

Mississippi State	29	2x, last at Louisiana Tech (12/13/15)
Opponents	23	by UConn (3/26/16)

Fewest Third Quarter Points

Mississippi State	8	vs. UConn (3/26/16)
Opponents	4	by Savannah St. (11/29/15)

Most Fourth Quarter Points

Mississippi State	28	2x, last vs. Villanova (11/11/16)
Opponents	27	by Louisiana Tech (12/13/15)

Fewest Fourth Quarter Points

Mississippi State	6	vs. South Florida (12/30/15)
Opponents	3	by Tennessee (1/28/16)

FINAL TOTALS

Most Points In Game

Mississippi State	109	vs. Miss. Valley St. (11/24/15)
Opponents	98	by UConn (3/26/16)

Largest Margin of Victory

Mississippi State	72	vs. Miss. Valley St. (11/24/15)
Opponents	60	by UConn (3/26/16)

MSU'S RECORD WHEN...

	2012-13	2013-14	2014-15	2015-16	2016-17	Schaefer
Scoring First	8-5	15-8	18-1	18-5	1-0	60-19
Opponent Scores First	5-12	7-6	9-6	10-3	1-0	32-27
Leads at Halftime	8-3	16-5	21-2	27-1	2-0	74-11
Trails at Halftime	4-14	6-8	6-5	0-7	0-0	16-34
Is Tied at Halftime	1-0	0-1	0-0	1-0	0-0	2-1
Shoots 45% or better from field	4-2	10-1	8-1	9-0	2-0	33-4
Shoots less than 45% from field	9-15	12-13	19-6	19-8	0-0	59-42
Opp. shoots less than 45% from field	13-10	20-7	26-1	27-6	2-0	88-24
Opp. shoots 45% or better from field	0-7	2-7	1-6	1-2	0-0	4-22
Outrebounds the opponent	6-1	15-5	19-2	22-1	2-0	64-9
Ties the opponent in rebounds	1-1	2-0	0-0	2-1	0-0	5-2
Outrebounced by the opponent	6-15	5-9	8-5	4-6	0-0	23-35
Fewer (or ties) TOs than opponent	7-4	21-9	23-5	25-4	2-0	78-22
More TOs than opponent	6-13	1-5	4-2	3-4	0-0	14-24
Holds opponents to 65 points or less	12-12	16-4	23-1	24-4	2-0	76-21
In games decided by 10 points or less	6-6	12-11	9-4	13-4	0-0	40-25

MSU'S RECORD IN...

	2012-13	2013-14	2014-15	2015-16	2016-17	Schaefer
All Games	13-17	22-14	27-7	28-8	2-0	92-46
Home Games	12-5	16-5	17-1	16-2	0-0	61-13
Road Games	1-8	3-7	7-5	6-4	1-0	18-24
Neutral-sites	0-4	3-2	3-1	6-2	1-0	13-9
Non-SEC Games	8-5	16-2	16-1	15-2	1-0	56-10
Non-SEC Home Games	8-1	12-1	10-0	8-0	0-0	38-2
Non-SEC Road Games	0-1	2-0	3-1	1-1	1-0	7-3
Non-SEC Neutral-site Games	0-3	2-1	3-0	4-1	1-0	10-5
SEC Games	5-11	5-11	11-5	11-5	0-0	32-32
SEC Home Games	4-4	4-4	7-1	6-2	0-0	21-11
SEC Road Games	1-7	1-7	4-4	5-3	0-0	11-21
SEC Tournament	0-1	1-1	0-1	2-1	0-0	3-4
November Games	3-4	7-0	6-0	5-0	2-0	23-4
December Games	5-1	6-1	9-0	8-1	0-0	28-3
January Games	1-7	2-6	7-2	6-3	0-0	16-18
February Games	4-3	3-4	3-3	5-2	0-0	15-12
March Games	0-2	4-3	2-2	4-2	0-0	10-9
Monday Games	0-1	2-0	3-0	3-0	0-0	8-1
Tuesday Games	0-1	2-0	2-0	1-0	0-0	5-1
Wednesday Games	1-2	3-0	1-0	2-1	0-0	7-3
Thursday Games	3-7	3-8	5-3	4-4	0-0	15-22
Friday Games	4-0	3-0	3-1	4-0	1-0	15-1
Saturday Games	1-1	3-0	2-0	3-1	1-0	10-2
Sunday Games	4-5	6-6	11-3	11-2	0-0	32-16
Overtime Games	0-0	2-3	1-2	1-0	0-0	4-5
Television Games	2-5	5-5	23-7	24-8	1-0	55-25
Games vs. Ranked Opponents	1-5	2-5	3-5	4-7	0-0	10-22

MISCELLANEOUS STATS

Double-Doubles:

	2016-17	Career
Teaira McCowan	5	5
Chinwe Okorie	3	3
Victoria Vivians	6	6
Dominique Dillingham	1	1
Breanna Richardson	7	7
Ketara Chapel	1	1

Leading Scorer:

	2016-17	Career
Roshunda Johnson	1	1
Victoria Vivians	1	42
Morgan William	9	9
Dominique Dillingham	8	8
Teaira McCowan	3	3
Ketara Chapel	3	3
Chinwe Okorie	1	1
Breanna Richardson	10	10
Blair Schaefer	1	1

Double-Figure Scoring:

	2016-17	Career
Roshunda Johnson	2	2
Iggy Allen	1	1
Dominique Dillingham	1	32
Jazzmun Holmes	1	2
Teaira McCowan	1	10
Chinwe Okorie	1	16
Morgan William	1	36
Victoria Vivians	1	58
Breanna Richardson		40
Ketara Chapel		14
Blair Schaefer		3

20-Plus Point Games:

	2016-17	Career
Roshunda Johnson	1	1
Victoria Vivians	1	22
Teaira McCowan		3
Morgan William		3
Dominique Dillingham		1
Breanna Richardson		1

30-Plus Point Games:

	2016-17	Career
Victoria Vivians		3

Leading Rebounder:

	2016-17	Career
Teaira McCowan	1	11
Chinwe Okorie	1	19
Victoria Vivians		16
Dominique Dillingham		11
Ketara Chapel		5
Breanna Richardson		16
Blair Schaefer		1

10+ Rebounds:

	2016-17	Career
Teaira McCowan		7
Chinwe Okorie		7
Victoria Vivians		6
Dominique Dillingham		3
Breanna Richardson		9
Ketara Chapel		1

Leader in Steals:

	2016-17	Career
Iggy Allen	1	1
Ketara Chapel	1	5
Dominique Dillingham	1	36
Blair Schaefer	1	2
Morgan William	1	17
Victoria Vivians		20
Jazzmun Holmes		3
Teaira McCowan		3
Breanna Richardson		13
Chinwe Okorie		3

Leader in Blocks:

	2016-17	Career
Jazzmun Holmes	1	1
Teaira McCowan	1	20
Chinwe Okorie		19
Dominique Dillingham		15
Breanna Richardson		12
Ketara Chapel		10
Victoria Vivians		6
Morgan William		4
Blair Schaefer		1

10+ Blocks:

	2016-17	Career
--	---------	--------

Leader in Assists:

	2016-17	Career
Jazzmun Holmes	1	7
Morgan William	1	50
Ketara Chapel		4
Dominique Dillingham		8
Breanna Richardson		2
Victoria Vivians		2

10+ Assists:

	2016-17	Career
Morgan William		1



MSU IN THE SEC AND NCAA

(Through 11/13/16)

TEAM STANDINGS — ALL GAMES

CATEGORY	TOTAL	SEC	NCAA
Scoring Offense	97.5	1	13
Scoring Defense	52.5	7	69
Scoring Margin	+45.0	2	19
FG Percentage	.569	1	6
FG Percentage Def.	.373	9	157
3PT FG Percentage	.577	1	7
3PT FG Defense	.115	1	11
3PT FG Per Game	7.5	3	86
Free Throw Percentage	.800	2	34
Rebounding Offense	39.5	11	163
Rebounding Defense	34.8	6	—
Rebounding Margin	+16.0	2	34
Offensive Rebounds	—	—	—
Defensive Rebounds	—	—	—
Blocked Shots	1.0	12	269
Assists	18.0	2	65
Steals	8.5	11	160
Turnovers Forced	19.0	7	125
Turnover Margin	+8.5	5	41
Assist/Turnover Ratio	1.71	1	15

INDIVIDUAL STANDINGS — ALL GAMES

CATEGORY	TOTAL	SEC	NCAA
POINTS PER GAME			
Roshunda Johnson	17.5	T8	174
Victoria Vivians	15.0	T16	—
FIELD GOAL PERCENTAGE			
Roshunda Johnson	.857	2	7
Victoria Vivians	.478	13	—
REBOUNDS			
Teaira McCowan	7.0	T15	—
3PT FIELD GOALS MADE			
Roshunda Johnson	3.5	2	79
Victoria Vivians	2.0	T9	213
3PT FIELD GOAL PERCENTAGE			
Roshunda Johnson	.875	2	27
Victoria Vivians	.364	11	—
FREE THROW PERCENTAGE			
Dominique Dillingham	.833	T8	208
Morgan William	.818	12	—
OFFENSIVE REBOUNDS			
—	—	—	—
DEFENSIVE REBOUNDS			
—	—	—	—
ASSISTS			
Morgan William	5.0	T5	91
Jazzmun Holmes	4.5	T9	160
ASSIST/TURNOVER RATIO			
Jazzmun Holmes	3.0	4	91
Morgan William	2.5	7	165
STEALS			
—	—	—	—
BLOCKS			
—	—	—	—

BULLDOGS IN WINS VS. LOSSES

Category	Wins	Losses
Points per game	97.5	—
Opp. points per game	52.5	—
FG pct.	.569	—
Opp. field goal pct.	.373	—
3 pt. FG pct.	.577	—
Opp. 3 pt. FG pct.	.115	—
Free throw pct.	.800	—
Rebounds per game	39.5	—
Rebound margin	+16.0	—
Assists per game	18.0	—
Turnovers per game	10.5	—
Turnover margin	+8.5	—
Steals per game	8.5	—
Blocks per game	1.0	—

BULLDOG GAME-BY-GAME LEAD/DEFICIT

OPPONENT	LARGEST LEAD	LARGEST DEFICIT	RESULT
Villanova	48 (4th, 1:15)	2 (1st, 9:20)	W, 108-62
Maine	44 (4th, 2:16)	None	W, 87-43
Tulane			
Texas			
Oregon			
San Jose St.			
Hawaii			
Iowa St.			
Southern Miss			
Ark.-Little Rock			
SMU			
Grambling/USC			
Alabama St.			
Northwestern St.			
LSU			
Arkansas			
Tennessee			
Florida			
Ole Miss			
Alabama			
South Carolina			
Texas A&M			
Auburn			
Missouri			
Vanderbilt			
Ole Miss			
Georgia			
Texas A&M			
Kentucky			
Tennessee			

BULLDOG GAME-BY-GAME SPECIALTY STATS
(MSU/OPPONENT)

OPPONENT	PAINT	OFF TO	2ND CHANCE	FAST BREAK	BENCH
Villanova	48/28	18/5	26/13	2/0	64/35
Maine	24/18	37/17	12/0	2/2	39/12
Tulane					
Texas					
Oregon					
San Jose St.					
Hawaii					
Iowa St.					
Southern Miss					
Ark.-Little Rock					
SMU					
Grambling/USC					
Alabama St.					
Northwestern St.					
LSU					
Arkansas					
Tennessee					
Florida					
Ole Miss					
Alabama					
South Carolina					
Texas A&M					
Auburn					
Missouri					
Vanderbilt					
Ole Miss					
Georgia					
Texas A&M					
Kentucky					
Tennessee					



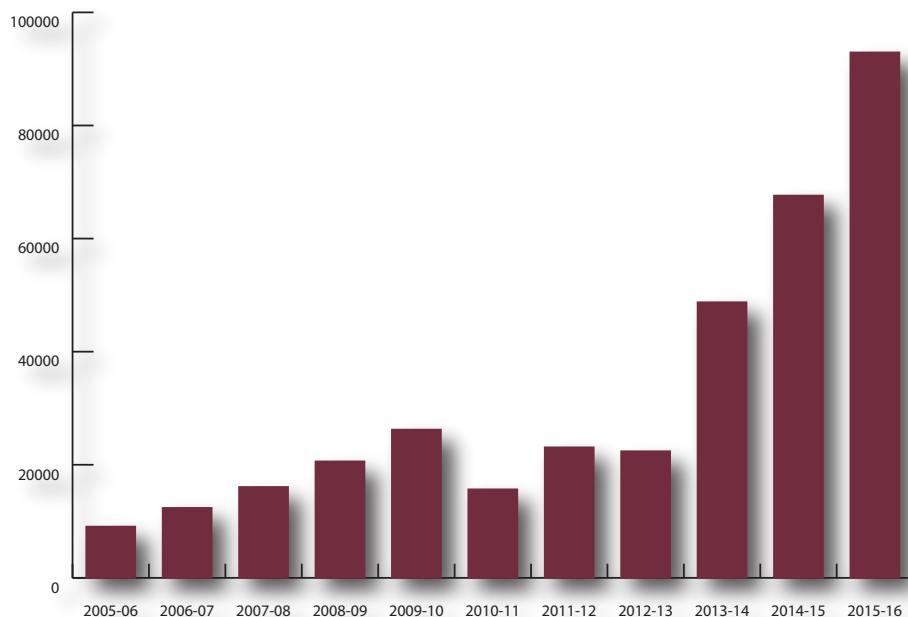
YEAR-BY-YEAR AT THE HUMP

year	g	rec.	pct.	sec	non
1975-76	6	2-4	.333	---	---
1976-77	10	4-6	.400	---	---
1977-78	14	9-5	.391	---	---
1978-79	12	9-3	.750	---	---
1979-80	12	8-5	.615	---	---
1980-81	13	11-2	.846	---	---
1981-82	14	8-6	.571	---	---
1982-83	15	10-5	.667	0-4	10-1
1983-84	15	8-7	.533	0-5	8-2
1984-85	12	5-7	.417	0-4	5-3
1985-86	13	6-7	.462	0-4	6-3
1986-87	12	7-5	.583	2-3	5-2
1987-88	13	8-5	.615	0-5	8-0
1988-89	11	8-3	.727	3-2	5-1
1989-90	13	5-8	.385	0-5	5-3
1990-91	13	5-8	.385	0-4	5-4
1991-92	13	10-3	.769	3-3	7-0
1992-93	11	8-3	.727	3-2	5-1
1993-94	14	7-7	.500	1-5	6-2
1994-95	10	6-4	.600	1-4	5-0
1995-96	12	9-3	.750	4-2	5-1
1996-97	12	6-6	.500	0-6	6-0
1997-98	13	9-4	.692	3-3	6-1
1998-99	13	11-2	.846	6-2	5-0
1999-00	15	13-2	.867	5-2	8-0
2000-01	15	9-6	.600	2-5	7-1
2001-02	13	11-2	.846	5-2	6-0
2002-03	13	12-1	.923	6-1	6-0
2003-04	11	8-3	.727	5-1	3-2
2004-05	17	13-4	.765	4-3	9-1
2005-06	14	4-10	.286	0-7	4-3
2006-07	17	9-8	.529	2-5	7-3
2007-08	16	11-5	.688	3-4	8-1
2008-09	16	12-4	.750	4-3	8-1
2009-10	16	12-4	.750	4-4	8-0
2010-11	14	6-8	.429	1-7	5-1
2011-12	16	10-6	.625	2-6	8-0
2012-13	17	12-5	.706	4-4	8-1
2013-14	21	16-5	.762	4-4	12-1
2014-15	18	17-1	.944	7-1	10-0
2015-16	18	16-2	.889	6-2	10-0

ALL-TIME RECORD (41 YEARS): 370-194 (.656)

ATTENDANCE LAST 15 YEARS

2015-16 92,914	2007-08 16,065
2014-15 67,598	2006-07 12,364
2013-14 48,733	2005-06 9,058
2012-13 22,384	2004-05 18,392
2011-12 23,073	2003-04 12,988
2010-11 15,645	2002-03 26,290
2009-10 26,206	2001-02 22,482
2008-09 20,590	2000-01 20,948

MISSISSIPPI STATE HOME ATTENDANCE
THE LAST 11 SEASONS

BULLDOGS AT HUMPHREY COLISEUM

- Mississippi State is in its 42nd season at Humphrey Coliseum. The Bulldogs are 370-194 all-time in the Hump.
- MSU is 33-3 in the Hump the last two years, including 13-3 in SEC play.
- MSU set a new season attendance record with 92,914 fans at the Hump in 2015-16.
- 2015-16 saw a 1,407 avg. attendance increase, the nation's 4th-biggest improvement for the 2nd-straight year.
- The Bulldogs have drawn 209,245 fans the last 3 seasons, more than the previous 10 years combined.
- State set a school record for the 2nd-straight year with 10,626 to watch the Jan. 24 game vs. South Carolina. It is the largest women's basketball crowd in state of Mississippi history and the 4th-largest all-time at Humphrey Coliseum — men's or women's.

MSU'S RECORD AT HOME UNDER SCHAEFER

YEAR	OVERALL	Pct.	SEC	Pct.	Non-CONF.	Pct.
2012-13	12-5	.706	4-4	.500	8-1	.889
2013-14	16-5	.762	4-4	.500	12-1	.923
2014-15	17-1	.944	7-1	.875	10-0	1.000
2015-16	16-2	.889	6-2	.750	10-0	1.000
TOTALS	61-13	.824	21-11	.656	40-2	.952



TOP 20 WOMEN'S CROWDS

Att.	date	opp.	score	
1 10,626	1/24/16	South Carolina	L, 51-57	10 5,710 1/28/16 Tennessee W, 65-63
2 7,326	3/1/15	Ole Miss	W, 55-47	11 5,183 2/15/15 Florida W, 75-62
3 7,128	1/18/16	Ole Miss	W, 79-51	12 5,157 2/14/02 Tennessee L, 78-80
4 7,094	3/20/16	Michigan St. (NCAA)	W, 74-72	13 5,115 3/18/16 Chattanooga (NCAA) W, 60-50
5 6,463	11/13/15	Samford	W, 68-47	14 5,112 1/9/96 Arkansas St. W, 76-56
6 6,224	2/28/16	Alabama	W, 61-52	15 5,056 1/29/15 Vanderbilt W, 69-44
7 6,055	2/9/03	LSU	L, 72-77	16 4,727 1/15/15 LSU L, 69-71
8 5,863	2/17/00	Tennessee	L, 75-79	17 4,651 2/8/15 Texas A&M W, 63-61
9 5,787	1/10/10	Tennessee	L, 48-75	18 4,629 1/15/09 Tennessee L, 56-63
10 5,712	1/10/16	Arkansas	W, 80-55	19 4,610 1/7/16 Auburn W, 60-45
				20 4,557 1/18/15 Alabama W, 66-50

HUMPHREY COLISEUM INDIVIDUAL RECORDS

- Most Points**
47 - Tan White vs. Vanderbilt [20T] (2/3/05)
- Most Rebounds**
26 - Sophie Ratliff vs. Shorter (2/15/88)
- Most FG Made**
20 - LaToya Thomas vs. Tulsa (11/17/02)
- Most 3FG Made**
8 - Meadow Overstreet vs. Miss. Valley St. (12/20/99)
- Most FT Made**
18 - Jennifer Fambrough vs. Northwestern St. (12/19/88)
- Most Assists**
13 - Katia May, vs. Tennessee Tech (11/21/13)
- Most Steals**
13 - Katia May, vs. Tennessee Tech (11/21/13)
- Most Blocked Shots**
10 - Martha Alwal vs. Jacksonville State (11/11/11)

HUMPHREY COLISEUM TEAM RECORDS

- Most Points**
117 - vs. Judson (2/24/86)
- Most Rebounds**
78 - vs. Judson (2/24/86)
- Most FG Made**
53 - vs. Judson (2/24/86)
- Most 3FG Made**
13 - vs. SE Louisiana (12/16/04)
- Most FT Made**
36 - vs. SE Louisiana (12/20/13)
- Most Assists**
30 - vs. Mississippi Valley (11/24/15)
- Most Steals**
32 - vs. Nicholls (12/7/08)
- Most Blocked Shots**
14 - vs. Jacksonville State (11/11/11)



IGGY ALLEN

Guard | 5-10 | Freshman
Pompano Beach, Fla. | Dillard HS

CAREER HIGHS

POINTS	10, vs. VILLANOVA (11-11-16)
REBOUNDS	6, vs. VILLANOVA (11-11-16)
FG MADE	4, vs. VILLANOVA (11-11-16)
FG ATTEMPTS	8, vs. VILLANOVA (11-11-16)
3PT FG MADE	—
3PT FG ATTEMPTS	—
FT MADE	2, vs. VILLANOVA (11-11-16)
FT ATTEMPTS	2, vs. VILLANOVA (11-11-16)
ASSISTS	—
BLOCKS	—
STEALS	1, vs. VILLANOVA (11-11-16)

SEC HIGHS

POINTS	—
REBOUNDS	—
FG MADE	—
FG ATTEMPTS	—
3PT FG MADE	—
3PT FG ATTEMPTS	—
FT MADE	—
FT ATTEMPTS	—
ASSISTS	—
BLOCKS	—
STEALS	—

* — SEC Tournament

POSTSEASON HIGHS

POINTS	—
REBOUNDS	—
FG MADE	—
FG ATTEMPTS	—
3PT FG MADE	—
3PT FG ATTEMPTS	—
FT MADE	—
FT ATTEMPTS	—
ASSISTS	—
BLOCKS	—
STEALS	—

ALLEN'S BULLDOG BITES

- Scored 10 points on 4 of 8 shooting and grabbed six rebounds in her Bulldog debut.

ALLEN'S 2016-17 GAME-BY-GAME STATISTICS (* — INDICATES GAME STARTED)											
Opponent	Min.	FG-A	3PT-A	FT-A	O-D-T	PF	Ast.	TO	Blk.	Stl.	Pts.
Villanova	14	4-8	0-0	2-2	2-4-6	1	0	0	0	1	10
Maine	6	1-1	0-0	0-0	0-1-1	0	0	1	0	0	2
Tulane											
Texas											
Oregon											
San Jose St.											
Hawaii											
Iowa St.											
Southern Miss											
Ark.-Little Rock											
SMU											
Grambling/USC											
Alabama St.											
Northwestern St.											
LSU											
Arkansas											
Tennessee											
Florida											
Ole Miss											
Alabama											
South Carolina											
Texas A&M											
Auburn											
Missouri											
Vanderbilt											
Ole Miss											
Georgia											
Texas A&M											
Kentucky											
Tennessee											

IGGY ALLEN'S CAREER STATISTICS

ALL GAMES

Year	GP	GS	Min	Avg	Total			3-Point			F-Throw			Rebounds				PF	FO	Ast	TO	Blk	Stl	Pts	Avg
					FG	FGA	Pct	FG	FGA	Pct	FT	FTA	Pct	Off	Def	Tot	Avg								
2016-17	2	0	20	10.0	5	9	.556	0	0	.000	2	2	1.000	4	3	7	3.5	1	0	0	1	0	1	12	6.0
TOTAL	2	0	20	10.0	5	9	.556	0	0	.000	2	2	1.000	4	3	7	3.5	1	0	0	1	0	1	12	6.0

SEC GAMES

Year	GP	GS	Min	Avg	Total			3-Point			F-Throw			Rebounds				PF	FO	Ast	TO	Blk	Stl	Pts	Avg
					FG	FGA	Pct	FG	FGA	Pct	FT	FTA	Pct	Off	Def	Tot	Avg								
2016-17																									
TOTAL																									





ZION CAMPBELL

Center | 6-3 | Redshirt Freshman
Washington, D.C. | Riverdale Baptist

CAREER HIGHS

POINTS	2, vs. MAINE (11-12-16)
REBOUNDS	—
FG MADE	1, vs. MAINE (11-12-16)
FG ATTEMPTS	1, vs. MAINE (11-12-16)
3PT FG MADE	—
3PT FG ATTEMPTS	—
FT MADE	—
FT ATTEMPTS	—
ASSISTS	—
BLOCKS	—
STEALS	—

SEC HIGHS

POINTS	—
REBOUNDS	—
FG MADE	—
FG ATTEMPTS	—
3PT FG MADE	—
3PT FG ATTEMPTS	—
FT MADE	—
FT ATTEMPTS	—
ASSISTS	—
BLOCKS	—
STEALS	—

* — SEC Tournament

POSTSEASON HIGHS

POINTS	—
REBOUNDS	—
FG MADE	—
FG ATTEMPTS	—
3PT FG MADE	—
3PT FG ATTEMPTS	—
FT MADE	—
FT ATTEMPTS	—
ASSISTS	—
BLOCKS	—
STEALS	—

CAMPBELL'S BULLDOG BITES

- Scored her first collegiate points in the Bulldogs' Maine Tipoff Tournament-clinching win against Maine.

CAMPBELL'S 2016-17 GAME-BY-GAME STATISTICS (* — INDICATES GAME STARTED)

Opponent	Min.	FG-A	3PT-A	FT-A	O-D-T	PF	Ast.	TO	Blk.	Stl.	Pts.
Villanova					— DID NOT PLAY —						
Maine	3	1-1	0-0	0-0	0-0-0	0	0	0	0	0	2
Tulane											
Texas											
Oregon											
San Jose St.											
Hawaii											
Iowa St.											
Southern Miss											
Ark.-Little Rock											
SMU											
Grambling/USC											
Alabama St.											
Northwestern St.											
LSU											
Arkansas											
Tennessee											
Florida											
Ole Miss											
Alabama											
South Carolina											
Texas A&M											
Auburn											
Missouri											
Vanderbilt											
Ole Miss											
Georgia											
Texas A&M											
Kentucky											
Tennessee											

ZION CAMPBELL'S CAREER STATISTICS

ALL GAMES

					Total			3-Point			F-Throw			Rebounds													
Year	GP	GS	Min	Avg	FG	FGA	Pct	FG	FGA	Pct	FT	FTA	Pct	Off	Def	Tot	Avg	PF	FO	Ast	TO	Blk	Stl	Pts	Avg		
2016-17	1	0	3	3.0	1	1	1.000	0	0	.000	0	0	.000	0	0	0	0.0	0	0	0	0	0	0	2	2.0		
TOTAL	1	0	3	3.0	1	1	1.000	0	0	.000	0	0	.000	0	0	0	0.0	0	0	0	0	0	0	2	2.0		

SEC GAMES

					Total			3-Point			F-Throw			Rebounds													
Year	GP	GS	Min	Avg	FG	FGA	Pct	FG	FGA	Pct	FT	FTA	Pct	Off	Def	Tot	Avg	PF	FO	Ast	TO	Blk	Stl	Pts	Avg		
2016-17																											
TOTAL																											





KETARA CHAPEL

Forward | 6-1 | Senior
Temple, Texas | Temple HS

CAREER HIGHS

POINTS 19, 2x, LAST VS. ARKANSAS (1-10-16)
REBOUNDS 11, vs. WEST VIRGINIA (11-20-14)
FG MADE 9, vs. WEST VIRGINIA (11-20-14)
FG ATTEMPTS 12, 2x, LAST VS. SMU (12-21-15)
3PT FG MADE 1, 5x, LAST VS. ARKANSAS (1-8-15)
3PT FG ATTEMPTS 3, AT LSU (1-30-14)
FT MADE 6, 2x, LAST VS. SOUTH CAROLINA (1-24-16)
FT ATTEMPTS 7, vs. SOUTHERN MISS (12-16-15)
ASSISTS 5, 2x, LAST VS. CHATTANOOGA (3-18-16)
BLOCKS 3, 2x, LAST VS. MISSOURI (2-7-16)
STEALS 5, vs. SOUTHERN MISS (12-16-15)

SEC HIGHS

POINTS 19, vs. ARKANSAS (1-10-16)
REBOUNDS 6, 2x, LAST AT FLORIDA (1-3-16)
FG MADE 7, vs. ARKANSAS (1-10-16)
FG ATTEMPTS 11, AT MISSOURI (1-14-16)
3PT FG MADE 1, 4x, LAST VS. ARKANSAS (1-8-15)
3PT FG ATTEMPTS 3, AT LSU (1-30-14)
FT MADE 6, 2x, LAST VS. SOUTH CAROLINA (1-24-16)
FT ATTEMPTS 6, 5x, LAST VS. SOUTH CAROLINA (1-24-16)
ASSISTS 3, 2x, LAST VS. OLE MISS (3-1-15)
BLOCKS 3, vs. MISSOURI (2-7-16)
STEALS 2, 2x, LAST AT FLORIDA (1-3-16)

* — SEC Tournament

POSTSEASON HIGHS

POINTS 8, vs. MICHIGAN STATE (3-20-16)
REBOUNDS 7, vs. CHATTANOOGA (3-18-16)
FG MADE 3, vs. MICHIGAN STATE (3-20-16)
FG ATTEMPTS 5, vs. CHATTANOOGA (3-18-16)
3PT FG MADE —
3PT FG ATTEMPTS —
FT MADE 2, vs. MICHIGAN STATE (3-20-16)
FT ATTEMPTS 2, vs. MICHIGAN STATE (3-20-16)
ASSISTS 5, vs. CHATTANOOGA (3-18-16)
BLOCKS 1, AT DUKE (3-22-15)
STEALS 1, 3x, LAST VS. MICHIGAN STATE (3-20-16)

CHAPEL'S BULLDOG BITES

- Three-time SEC Academic Honor Roll selection.
- Scored two points in each of the Bulldogs' first two games.
- Grabbed four rebounds and dished four assists in the opener against Villanova.

CHAPEL'S 2016-17 GAME-BY-GAME STATISTICS (* — INDICATES GAME STARTED)

Opponent	Min.	FG-A	3PT-A	FT-A	O-D-T	PF	Ast.	TO	Blk.	Stl.	Pts.
Villanova	23	1-1	0-0	0-0	1-3-4	3	4	0	0	1	2
Maine	10	1-2	0-0	0-0	0-0-0	1	1	0	0	1	2
Tulane											
Texas											
Oregon											
San Jose St.											
Hawaii											
Iowa St.											
Southern Miss											
Ark.-Little Rock											
SMU											
Grambling/USC											
Alabama St.											
Northwestern St.											
LSU											
Arkansas											
Tennessee											
Florida											
Ole Miss											
Alabama											
South Carolina											
Texas A&M											
Auburn											
Missouri											
Vanderbilt											
Ole Miss											
Georgia											
Texas A&M											
Kentucky											
Tennessee											

KETARA CHAPEL'S CAREER STATISTICS

ALL GAMES

Year	GP	GS	Min	Avg	Total			3-Point			F-Throw			Rebounds				PF	FO	Ast	TO	Blk	Stl	Pts	Avg
					FG	FGA	Pct	FG	FGA	Pct	FT	FTA	Pct	Off	Def	Tot	Avg								
2013-14	34	4	581	17.1	43	120	.358	4	16	.250	53	72	.736	39	55	94	2.8	69	3	19	40	11	22	143	4.2
2014-15	34	19	589	17.3	63	138	.457	1	10	.100	35	48	.729	49	46	95	2.8	45	0	25	38	15	15	162	4.8
2015-16	36	35	745	20.7	70	155	.452	0	2	.000	30	40	.750	49	72	121	3.4	62	1	34	46	10	16	170	4.7
2016-17	2	0	33	16.5	2	3	.667	0	0	.000	0	0	.000	1	3	4	2.0	4	0	5	0	0	2	4	2.0
TOTAL	106	58	1948	18.4	178	416	.428	5	28	.179	118	160	.738	138	176	314	3.0	180	4	83	124	36	55	479	4.5

SEC GAMES

Year	GP	GS	Min	Avg	Total			3-Point			F-Throw			Rebounds				PF	FO	Ast	TO	Blk	Stl	Pts	Avg
					FG	FGA	Pct	FG	FGA	Pct	FT	FTA	Pct	Off	Def	Tot	Avg								
2013-14	16	0	251	15.7	16	47	.340	3	11	.273	27	35	.771	22	17	39	2.4	36	2	8	16	3	6	62	3.9
2014-15	16	4	243	15.2	14	45	.311	1	3	.333	12	20	.600	14	13	27	1.7	19	0	14	16	4	5	41	2.6
2015-16	16	16	347	21.7	31	73	.425	0	1	.000	13	14	.929	21	30	51	3.2	36	1	13	21	6	6	75	4.7
2016-17																									
TOTAL	48	20	841	17.5	61	165	.370	4	15	.267	52	69	.754	57	60	117	2.4	91	3	35	53	13	17	178	3.7





DOMINIQUE DILLINGHAM

Guard | 5-9 | Senior
Spring, Texas | Klein Collins HS

CAREER HIGHS

POINTS	21, vs. MISSOURI (1-26-14)
REBOUNDS	12, at KENTUCKY (2-12-15)
FG MADE	8, vs. ALABAMA (2-28-16)
FG ATTEMPTS	16, 2x, LAST vs. KENTUCKY (2-27-14)
3PT FG MADE	5, vs. MISSOURI (1-26-14)
3PT FG ATTEMPTS	9, vs. MISSOURI (1-26-14)
FT MADE	8, 5x, LAST AT VANDERBILT (2-25-16)
FT ATTEMPTS	14, vs. SOUTHERN MISS (3-24-14)
ASSISTS	5, 3x, LAST vs. ARKANSAS (1-10-16)
BLOCKS	3, 2x, LAST vs. CHATTANOOGA (3-18-16)
STEALS	6, 4x, LAST vs. WESTERN KENTUCKY (11-23-14)

SEC HIGHS

POINTS	21, vs. MISSOURI (1-26-14)
REBOUNDS	12, at KENTUCKY (2-12-15)
FG MADE	8, vs. ALABAMA (2-28-16)
FG ATTEMPTS	16, 2x, LAST vs. KENTUCKY (2-27-14)
3PT FG MADE	5, vs. MISSOURI (1-26-14)
3PT FG ATTEMPTS	9, vs. MISSOURI (1-26-14)
FT MADE	8, at VANDERBILT (2-25-16)
FT ATTEMPTS	12, at VANDERBILT (2-25-16)
ASSISTS	5, 3x, LAST vs. ARKANSAS (1-10-16)
BLOCKS	3, vs. KENTUCKY (2-18-16)
STEALS	5, vs. ARKANSAS (1-8-15)

* — SEC Tournament

POSTSEASON HIGHS

POINTS	11, vs. TULANE (3-20-14)
REBOUNDS	10, at DUKE (3-22-15)
FG MADE	3, 3x, LAST vs. MICHIGAN STATE (3-20-16)
FG ATTEMPTS	10, vs. SOUTHERN MISS (3-24-14)
3PT FG MADE	2, 2x, LAST AT DUKE (3-22-15)
3PT FG ATTEMPTS	4, 2x, LAST AT DUKE (3-22-15)
FT MADE	8, vs. SOUTHERN MISS (3-24-14)
FT ATTEMPTS	14, vs. SOUTHERN MISS (3-24-14)
ASSISTS	3, vs. SOUTHERN MISS (3-24-14)
BLOCKS	3, 2x, LAST vs. CHATTANOOGA (3-18-16)
STEALS	3, 3x, LAST vs. CHATTANOOGA (3-18-16)

DILLINGHAM'S BULLDOG BITES

- Named to the coaches' preseason All-SEC second team.
- Associated Press All-SEC Honorable Mention last season.
- SEC All-Defensive Team selection in 2015-16.
- Started 41-straight games.
- Passed 800 career points with 11 against Villanova.
- 17 steals from 300 for her career.

DILLINGHAM'S 2016-17 GAME-BY-GAME STATISTICS (* — INDICATES GAME STARTED)

Opponent	Min.	FG-A	3PT-A	FT-A	O-D-T	PF	Ast.	TO	Blk.	Stl.	Pts.
Villanova*	26	4-6	0-0	3-4	1-2-3	3	0	1	0	1	11
Maine*	24	2-4	1-3	2-2	1-1-2	3	1	0	0	0	7
Tulane											
Texas											
Oregon											
San Jose St.											
Hawaii											
Iowa St.											
Southern Miss											
Ark.-Little Rock											
SMU											
Grambling/USC											
Alabama St.											
Northwestern St.											
LSU											
Arkansas											
Tennessee											
Florida											
Ole Miss											
Alabama											
South Carolina											
Texas A&M											
Auburn											
Missouri											
Vanderbilt											
Ole Miss											
Georgia											
Texas A&M											
Kentucky											
Tennessee											

DOMINIQUE DILLINGHAM'S CAREER STATISTICS

ALL GAMES

Year	GP	GS	Min	Avg	Total			3-Point			F-Throw			Rebounds				PF	FO	Ast	TO	Blk	Stl	Pts	Avg
					FG	FGA	Pct	FG	FGA	Pct	FT	FTA	Pct	Off	Def	Tot	Avg								
2013-14	36	21	1005	27.9	91	288	.316	24	98	.245	109	153	.712	78	66	144	4.0	88	1	44	35	9	57	315	8.8
2014-15	34	33	1056	31.1	65	185	.351	24	68	.353	41	74	.554	74	95	169	5.0	79	2	60	38	23	69	195	5.7
2015-16	36	36	1189	33.0	106	288	.368	18	65	.277	55	69	.797	63	72	135	3.8	96	3	67	39	17	56	285	7.9
2016-17	2	2	50	25.0	6	10	.600	1	3	.333	5	6	.833	2	3	5	2.5	6	0	1	1	0	1	18	9.0
TOTAL	108	92	3300	30.6	268	771	.348	67	234	.286	210	302	.695	217	236	453	4.2	269	6	172	113	49	183	813	7.5

SEC GAMES

Year	GP	GS	Min	Avg	Total			3-Point			F-Throw			Rebounds				PF	FO	Ast	TO	Blk	Stl	Pts	Avg
					FG	FGA	Pct	FG	FGA	Pct	FT	FTA	Pct	Off	Def	Tot	Avg								
2013-14	16	14	522	32.6	37	130	.285	17	59	.288	32	45	.711	30	29	59	3.7	39	0	23	15	3	19	123	7.7
2014-15	16	15	576	36.0	31	93	.333	11	32	.344	23	41	.561	35	51	86	5.4	43	2	33	22	13	33	96	6.0
2015-16	16	16	615	38.4	55	154	.357	8	35	.229	32	40	.800	31	42	73	4.6	41	1	26	21	7	24	150	9.4
2016-17																									
TOTAL	48	45	1713	35.7	123	377	.326	36	126	.286	87	126	.690	96	122	218	4.5	123	3	82	58	23	76	369	7.7





JAZZMUN HOLMES
Guard | 5-8 | Sophomore
Gulfport, Miss. | Harrison Central HS

CAREER HIGHS

POINTS 12, 2x, LAST VS. VILLANOVA (11-11-16)
REBOUNDS 6, VS. GRAMBLING (11-21-15)
FG MADE 4, 2x, LAST VS. VILLANOVA (11-11-16)
FG ATTEMPTS 8, 3x, LAST VS. VILLANOVA (11-11-16)
3PT FG MADE 1, 3x, LAST VS. VILLANOVA (11-11-16)
3PT FG ATTEMPTS 3, 2x, LAST VS. MVSU (11-24-15)
FT MADE 5, VS. ARKANSAS (1-10-16)
FT ATTEMPTS 6, VS. ARKANSAS (1-10-16)
ASSISTS 8, 3x, LAST VS. NORFOLK ST. (11-27-15)
BLOCKS 1, 4x, LAST VS. MAINE (11-12-16)
STEALS 5, VS. SAMFORD (11-13-15)

SEC HIGHS

POINTS 8, VS. ARKANSAS (1-10-16)
REBOUNDS 2, 3x, LAST VS. TENNESSEE (3-5-16)*
FG MADE 2, 2x, LAST VS. VANDERBILT (3-4-16)*
FG ATTEMPTS 4, 3x, LAST VS. VANDERBILT (3-4-16)*
3PT FG MADE 1, VS. ARKANSAS (1-10-16)
3PT FG ATTEMPTS 1, 4x, LAST VS. ALABAMA (2-28-16)
FT MADE 5, VS. ARKANSAS (1-10-16)
FT ATTEMPTS 6, VS. ARKANSAS (1-10-16)
ASSISTS 6, VS. OLE MISS (1-18-16)
BLOCKS 1, AT GEORGIA (1-21-16)
STEALS 2, 2x, LAST VS. OLE MISS (1-18-16)

* — SEC Tournament

POSTSEASON HIGHS

POINTS 2, VS. CHATTANOOGA (3-18-16)
REBOUNDS 2, VS. CHATTANOOGA (3-18-16)
FG MADE —
FG ATTEMPTS 1, 2x, LAST VS. MICHIGAN STATE (3-20-16)
3PT FG MADE —
3PT FG ATTEMPTS 1, VS. MICHIGAN STATE (3-20-16)
FT MADE 2, VS. CHATTANOOGA (3-18-16)
FT ATTEMPTS 2, VS. CHATTANOOGA (3-18-16)
ASSISTS —
BLOCKS —
STEALS 1, 2x, LAST VS. MICHIGAN STATE (3-20-16)

HOLMES' BULLDOG BITES
• Matched her career high with 12 points against Villanova. Also dished a team-high five assists in the game.

HOLMES' 2016-17 GAME-BY-GAME STATISTICS (* — INDICATES GAME STARTED)											
Opponent	Min.	FG-A	3PT-A	FT-A	O-D-T	PF	Ast.	TO	Blk.	Stl.	Pts.
Villanova	22	4-8	1-1	3-4	1-1-2	2	5	1	0	0	12
Maine	13	1-1	0-0	0-0	0-0-0	2	4	2	1	0	2
Tulane											
Texas											
Oregon											
San Jose St.											
Hawaii											
Iowa St.											
Southern Miss											
Ark.-Little Rock											
SMU											
Grambling/USC											
Alabama St.											
Northwestern St.											
LSU											
Arkansas											
Tennessee											
Florida											
Ole Miss											
Alabama											
South Carolina											
Texas A&M											
Auburn											
Missouri											
Vanderbilt											
Ole Miss											
Georgia											
Texas A&M											
Kentucky											
Tennessee											

JAZZMUN HOLMES' CAREER STATISTICS

ALL GAMES

Year	GP	GS	Min	Avg	Total			3-Point			F-Throw			Rebounds				PF	FO	Ast	TO	Blk	Stl	Pts	Avg
					FG	FGA	Pct	FG	FGA	Pct	FT	FTA	Pct	Off	Def	Tot	Avg								
2015-16	33	0	298	9.0	20	70	.286	2	17	.118	20	24	.833	8	25	33	1.0	26	0	71	32	3	21	62	1.9
2016-17	2	0	35	17.5	5	9	.556	1	1	1.000	3	4	.750	1	1	2	1.0	4	0	9	3	1	0	14	7.0
TOTAL	35	0	333	9.5	25	79	.316	3	18	.167	23	28	.821	9	26	35	1.0	30	0	80	35	4	21	76	2.2

Year	GP	GS	Min	Avg	Total			3-Point			F-Throw			Rebounds				PF	FO	Ast	TO	Blk	Stl	Pts	Avg
					FG	FGA	Pct	FG	FGA	Pct	FT	FTA	Pct	Off	Def	Tot	Avg								
2015-16	14	0	80	5.7	7	20	.350	1	4	.250	6	8	.750	1	7	8	0.6	7	0	14	16	1	6	21	1.5
2016-17																									
TOTAL	14	0	80	5.7	7	20	.350	1	4	.250	6	8	.750	1	7	8	0.6	7	0	14	16	1	6	21	1.5



ROSHUNDA
JOHNSON

Guard | 5-7 | Redshirt Junior
Little Rock, Ark. | Oklahoma St.

CAREER HIGHS

POINTS	21, vs. VILLANOVA (11-11-16)
REBOUNDS	2, vs. MAINE (11-12-16)
FG MADE	8, vs. VILLANOVA (11-11-16)
FG ATTEMPTS	9, vs. VILLANOVA (11-11-16)
3PT FG MADE	4, vs. MAINE (11-12-16)
3PT FG ATTEMPTS	4, 2x, LAST vs. MAINE (11-12-16)
FT MADE	2, 2x, LAST vs. MAINE (11-12-16)
FT ATTEMPTS	2, 2x, LAST vs. MAINE (11-12-16)
ASSISTS	1, 2x, LAST vs. MAINE (11-12-16)
BLOCKS	—
STEALS	1, vs. MAINE (11-12-16)

SEC HIGHS

POINTS	—
REBOUNDS	—
FG MADE	—
FG ATTEMPTS	—
3PT FG MADE	—
3PT FG ATTEMPTS	—
FT MADE	—
FT ATTEMPTS	—
ASSISTS	—
BLOCKS	—
STEALS	—

* — SEC Tournament

POSTSEASON HIGHS

POINTS	—
REBOUNDS	—
FG MADE	—
FG ATTEMPTS	—
3PT FG MADE	—
3PT FG ATTEMPTS	—
FT MADE	—
FT ATTEMPTS	—
ASSISTS	—
BLOCKS	—
STEALS	—

JOHNSON'S BULLDOG BITES

- Named to the Maine Tipoff Tournament All-Tournament Team after averaging 17.5 ppg on 85.7% shooting, including 87.5% from 3-point range.
- Tallied 21 points in her MSU debut, a win against Villanova, 15 coming in the second quarter.
- Scored 14 fourth-quarter points against Maine the following night.

JOHNSON'S 2016-17 GAME-BY-GAME STATISTICS (* — INDICATES GAME STARTED)

Opponent	Min.	FG-A	3PT-A	FT-A	O-D-T	PF	Ast.	TO	Blk.	Stl.	Pts.
Villanova	14	8-9	3-4	2-2	0-0-0	1	1	2	0	0	21
Maine	13	4-5	4-4	2-2	0-2-2	0	1	0	0	1	14
Tulane											
Texas											
Oregon											
San Jose St.											
Hawaii											
Iowa St.											
Southern Miss											
Ark.-Little Rock											
SMU											
Grambling/USC											
Alabama St.											
Northwestern St.											
LSU											
Arkansas											
Tennessee											
Florida											
Ole Miss											
Alabama											
South Carolina											
Texas A&M											
Auburn											
Missouri											
Vanderbilt											
Ole Miss											
Georgia											
Texas A&M											
Kentucky											
Tennessee											

ROSHUNDA JOHNSON'S CAREER STATISTICS

ALL GAMES

Year	GP	GS	Min	Avg	Total			3-Point			F-Throw			Rebounds				PF	FO	Ast	TO	Blk	Stl	Pts	Avg
					FG	FGA	Pct	FG	FGA	Pct	FT	FTA	Pct	Off	Def	Tot	Avg								
2013-14 [OSU]	32	6	712	22.3	59	176	.335	20	66	.303	38	56	.679	14	73	87	2.7	57	3	48	47	2	37	176	5.5
2014-15 [OSU]	32	31	1118	34.9	127	360	.353	46	117	.393	62	80	.775	21	102	123	3.8	72	1	121	76	4	76	362	11.3
2016-17	2	0	27	13.5	12	14	.857	7	8	.875	4	4	1.000	0	2	2	1.0	1	0	2	2	0	1	35	17.5
MSU	2	0	27	13.5	12	14	.857	7	8	.875	4	4	1.000	0	2	2	1.0	1	0	2	2	0	1	35	17.5
TOTAL	66	37	1857	28.1	198	550	.360	73	191	.382	104	140	.743	35	177	212	3.2	130	4	171	125	6	114	573	8.7

SEC GAMES

					Total			3-Point			F-Throw			Rebounds													
Year	GP	GS	Min	Avg	FG	FGA	Pct	FG	FGA	Pct	FT	FTA	Pct	Off	Def	Tot	Avg	PF	FO	Ast	TO	Blk	Stl	Pts	Avg		
2016-17																											
TOTAL																											



TEAIRA MCCOWAN

Center | 6-7 | Sophomore
Brenham, Texas | Brenham HS

CAREER HIGHS

POINTS 24, vs. WESTERN MICHIGAN (12-20-15)
REBOUNDS 13, 2x, LAST vs. AUBURN (1-7-16)
FG MADE 9, 2x, LAST vs. WESTERN MICHIGAN (12-20-15)
FG ATTEMPTS 16, WESTERN MICHIGAN (12-20-15)
3PT FG MADE —
3PT FG ATTEMPTS —
FT MADE 6, WESTERN MICHIGAN (12-20-15)
FT ATTEMPTS 8, WESTERN MICHIGAN (12-20-15)
ASSISTS 2, vs. TENNESSEE (1-28-16)
BLOCKS 5, 2x, LAST AT GEORGIA (1-21-16)
STEALS 5, vs. VANDERBILT (3-4-16)*

SEC HIGHS

POINTS 11, vs. VANDERBILT (3-4-16)*
REBOUNDS 13, vs. AUBURN (1-7-16)
FG MADE 5, vs. OLE MISS (1-18-16)
FG ATTEMPTS 11, vs. AUBURN (1-7-16)
3PT FG MADE —
3PT FG ATTEMPTS —
FT MADE 5, vs. VANDERBILT (3-4-16)*
FT ATTEMPTS 7, vs. VANDERBILT (3-4-16)*
ASSISTS 2, vs. TENNESSEE (1-28-16)
BLOCKS 5, AT GEORGIA (1-21-16)
STEALS 5, vs. VANDERBILT (3-4-16)*

* — SEC Tournament

POSTSEASON HIGHS

POINTS 6, vs. CHATTANOOGA (3-18-16)
REBOUNDS 8, vs. MICHIGAN STATE (3-20-16)
FG MADE 3, vs. CHATTANOOGA (3-18-16)
FG ATTEMPTS 7, vs. CHATTANOOGA (3-18-16)
3PT FG MADE —
3PT FG ATTEMPTS —
FT MADE 2, vs. MICHIGAN STATE (3-20-16)
FT ATTEMPTS 3, vs. MICHIGAN STATE (3-20-16)
ASSISTS —
BLOCKS 1, vs. MICHIGAN STATE (3-20-16)
STEALS 1, vs. MICHIGAN STATE (3-20-16)

MCCOWAN'S BULLDOG BITES

- Selected to the SEC All-Freshman Team last season.
- Opened the season with 11 points and seven rebounds against Villanova.
- Added eight points and seven boards against Maine in the title game, hitting 4 of 5 shots.

MCCOWAN'S 2016-17 GAME-BY-GAME STATISTICS (* — INDICATES GAME STARTED)

Opponent	Min.	FG-A	3PT-A	FT-A	O-D-T	PF	Ast.	TO	Blk.	Stl.	Pts.
Villanova	17	5-9	0-0	1-2	1-6-7	5	0	0	1	0	11
Maine	18	4-5	0-0	0-0	3-4-7	3	1	2	0	1	8
Tulane											
Texas											
Oregon											
San Jose St.											
Hawaii											
Iowa St.											
Southern Miss											
Ark.-Little Rock											
SMU											
Grambling/USC											
Alabama St.											
Northwestern St.											
LSU											
Arkansas											
Tennessee											
Florida											
Ole Miss											
Alabama											
South Carolina											
Texas A&M											
Auburn											
Missouri											
Vanderbilt											
Ole Miss											
Georgia											
Texas A&M											
Kentucky											
Tennessee											

TEAIRA MCCOWAN'S CAREER STATISTICS

ALL GAMES

Year	GP	GS	Min	Avg	Total			3-Point			F-Throw			Rebounds				PF	FO	Ast	TO	Blk	Stl	Pts	Avg
					FG	FGA	Pct	FG	FGA	Pct	FT	FTA	Pct	Off	Def	Tot	Avg								
2015-16	35	1	481	13.7	92	186	.495	0	0	.000	46	69	.667	100	95	195	5.6	93	5	9	49	46	18	230	6.6
2016-17	2	0	35	17.5	9	14	.643	0	0	.000	1	2	.500	4	10	14	7.0	8	1	1	2	1	1	19	9.5
TOTAL	37	1	516	13.9	101	200	.505	0	0	.000	47	71	.662	104	105	209	5.6	101	6	10	51	47	19	249	6.7

SEC GAMES

Year	GP	GS	Min	Avg	Total			3-Point			F-Throw			Rebounds				PF	FO	Ast	TO	Blk	Stl	Pts	Avg
					FG	FGA	Pct	FG	FGA	Pct	FT	FTA	Pct	Off	Def	Tot	Avg								
2015-16	16	0	227	14.2	33	71	.465	0	0	.000	16	24	.667	49	39	88	5.5	38	1	5	17	23	4	82	5.1
2016-17																									
TOTAL	16	0	227	14.2	33	71	.465	0	0	.000	16	24	.667	49	39	88	5.5	38	1	5	17	23	4	82	5.1





CHINWE OKORIE

Center | 6-5 | Senior
Lagos, Nigeria | Stoneleigh-Burnham School

CAREER HIGHS

POINTS	15, vs. NORFOLK ST. (11-27-15)
REBOUNDS	14, vs. LOUISIANA TECH (12-11-14)
FG MADE	7, vs. NORFOLK ST. (11-27-15)
FG ATTEMPTS	14, vs. SE LOUISIANA (12-28-15)
3PT FG MADE	—
3PT FG ATTEMPTS	—
FT MADE	4, 6X, LAST vs. MICHIGAN STATE (3-20-16)
FT ATTEMPTS	7, vs. MISSISSIPPI VALLEY ST. (12-15-14)
ASSISTS	3, 2X, LAST vs. SOUTHERN MISS (12-16-15)
BLOCKS	3, vs. NORFOLK ST. (11-27-15)
STEALS	3, 2X, LAST vs. ARKANSAS (1-10-16)

SEC HIGHS

POINTS	14, vs. OLE MISS (1-18-16)
REBOUNDS	11, vs. TENNESSEE (3-5-16)*
FG MADE	5, 3X, LAST AT VANDERBILT (2-25-16)
FG ATTEMPTS	8, vs. TENNESSEE (1-28-16)
3PT FG MADE	—
3PT FG ATTEMPTS	—
FT MADE	4, 4X, LAST vs. ALABAMA (2-28-16)
FT ATTEMPTS	6, 2X, LAST vs. ALABAMA (2-28-16)
ASSISTS	1, 2X, LAST vs. SOUTH CAROLINA (3-6-16)*
BLOCKS	2, 5X, LAST vs. TENNESSEE (3-5-16)*
STEALS	3, 2X, LAST vs. ARKANSAS (1-10-16)

* — SEC Tournament

POSTSEASON HIGHS

POINTS	12, vs. CHATTANOOGA (3-18-16)
REBOUNDS	9, vs. CHATTANOOGA (3-18-16)
FG MADE	4, vs. CHATTANOOGA (3-18-16)
FG ATTEMPTS	9, vs. CHATTANOOGA (3-18-16)
3PT FG MADE	—
3PT FG ATTEMPTS	—
FT MADE	4, 2X, LAST vs. MICHIGAN STATE (3-20-16)
FT ATTEMPTS	6, 2X, LAST vs. MICHIGAN STATE (3-20-16)
ASSISTS	—
BLOCKS	1, vs. MICHIGAN STATE (3-20-16)
STEALS	—

OKORIE'S BULLDOG BITES

- Three-time SEC Academic Honor Roll selection.
- Put in 11 points and grabbed eight rebounds in a season-opening win against Villanova in Maine.

OKORIE'S 2016-17 GAME-BY-GAME STATISTICS (* — INDICATES GAME STARTED)											
Opponent	Min.	FG-A	3PT-A	FT-A	O-D-T	PF	Ast.	TO	Blk.	Stl.	Pts.
Villanova*	18	4-6	0-0	3-4	2-6-8	0	1	0	0	0	11
Maine*	16	1-3	0-0	0-0	2-1-3	4	0	4	0	0	2
Tulane											
Texas											
Oregon											
San Jose St.											
Hawaii											
Iowa St.											
Southern Miss											
Ark.-Little Rock											
SMU											
Grambling/USC											
Alabama St.											
Northwestern St.											
LSU											
Arkansas											
Tennessee											
Florida											
Ole Miss											
Alabama											
South Carolina											
Texas A&M											
Auburn											
Missouri											
Vanderbilt											
Ole Miss											
Georgia											
Texas A&M											
Kentucky											
Tennessee											

CHINWE OKORIE'S CAREER STATISTICS

ALL GAMES

Year	GP	GS	Min	Avg	Total			3-Point			F-Throw			Rebounds				PF	FO	Ast	TO	Blk	Stl	Pts	Avg
					FG	FGA	Pct	FG	FGA	Pct	FT	FTA	Pct	Off	Def	Tot	Avg								
2014-15	34	21	442	13.0	46	108	.426	0	0	.000	23	45	.511	70	55	125	3.7	61	1	4	21	14	11	115	3.4
2015-16	36	33	749	20.8	100	190	.526	0	0	.000	45	73	.616	111	105	216	6.0	101	5	11	53	26	16	245	6.8
2016-17	2	2	34	17.0	5	9	.556	0	0	.000	3	4	.750	4	7	11	5.5	4	0	1	4	0	0	13	6.5
TOTAL	72	56	1225	17.0	151	307	.492	0	0	.000	71	122	.582	185	167	352	4.9	166	6	16	78	40	27	373	5.2

SEC GAMES

Year	GP	GS	Min	Avg	Total			3-Point			F-Throw			Rebounds				PF	FO	Ast	TO	Blk	Stl	Pts	Avg
					FG	FGA	Pct	FG	FGA	Pct	FT	FTA	Pct	Off	Def	Tot	Avg								
2014-15	16	6	157	9.8	9	22	.409	0	0	.000	5	8	.625	9	14	23	1.4	24	1	0	7	3	4	23	1.4
2015-16	16	14	361	22.6	37	69	.536	0	0	.000	23	34	.676	43	45	88	5.5	43	2	1	28	14	10	97	6.1
2016-17																									
TOTAL	32	20	518	16.2	46	91	.505	0	0	.000	28	42	.667	52	59	111	3.5	67	3	1	35	17	14	120	3.8





BREANNA RICHARDSON

Forward | 6-1 | Senior
Conyers, Ga. | Rockdale County HS

CAREER HIGHS

POINTS 20, vs. SOUTHERN MISS (3-24-14)
REBOUNDS 14, 2x, LAST vs. SOUTH FLORIDA (3-30-14)
FG MADE 8, at OLE MISS (1-23-14)
FG ATTEMPTS 17, 2x, LAST vs. SOUTHERN MISS (3-24-14)
3PT FG MADE 2, 5x, LAST vs. FLORIDA (2-15-15)
3PT FG ATTEMPTS 4, 6x, LAST vs. KENTUCKY (3-6-15)
FT MADE 8, at VANDERBILT (1-11-15)
FT ATTEMPTS 11, at VANDERBILT (1-11-15)
ASSISTS 4, 2x, LAST vs. KENTUCKY (3-6-15)
BLOCKS 2, 5x, LAST vs. KENTUCKY (2-18-16)
STEALS 4, vs. ARKANSAS STATE (11-16-14)

SEC HIGHS

POINTS 18, at OLE MISS (1-23-14)
REBOUNDS 11, 2x, LAST at VANDERBILT (1-11-15)
FG MADE 8, at OLE MISS (1-23-14)
FG ATTEMPTS 13, 2x, LAST vs. TEXAS A&M (2-8-15)
3PT FG MADE 2, 2x, LAST vs. FLORIDA (2-15-15)
3PT FG ATTEMPTS 4, 5x, LAST vs. KENTUCKY (3-6-15)*
FT MADE 8, at VANDERBILT (1-11-15)
FT ATTEMPTS 11, at VANDERBILT (1-11-15)
ASSISTS 4, 2x, LAST vs. KENTUCKY (3-6-15)*
BLOCKS 2, 2x, LAST vs. KENTUCKY (2-18-16)
STEALS 3, at AUBURN (2-9-14)

* — SEC Tournament

POSTSEASON HIGHS

POINTS 20, vs. SOUTHERN MISS (3-24-14)
REBOUNDS 14, vs. SOUTH FLORIDA (3-30-14)
FG MADE 7, 2x, LAST vs. TULANE (3-20-15)
FG ATTEMPTS 17, vs. SOUTHERN MISS (3-24-14)
3PT FG MADE 1, vs. MICHIGAN STATE (3-20-16)
3PT FG ATTEMPTS 1, 3x, LAST vs. MICHIGAN STATE (3-20-16)
FT MADE 6, vs. SOUTHERN MISS (3-24-14)
FT ATTEMPTS 7, vs. SOUTHERN MISS (3-24-14)
ASSISTS 3, vs. TULANE (3-20-14)
BLOCKS 2, 2x, LAST vs. SOUTH FLORIDA (3-30-14)
STEALS 3, vs. TULANE (3-20-14)

RICHARDSON'S BULLDOG BITES

- Earned a spot on the SEC Academic Honor Roll all three years.
- Collected six points in each of the season's first two games.

RICHARDSON'S 2016-17 GAME-BY-GAME STATISTICS (* — INDICATES GAME STARTED)

Opponent	Min.	FG-A	3PT-A	FT-A	O-D-T	PF	Ast.	TO	Blk.	Stl.	Pts.
Villanova*	17	2-3	0-0	2-2	1-1-2	2	1	0	0	0	6
Maine*	22	3-6	0-0	0-0	1-3-4	2	2	0	0	0	6
Tulane											
Texas											
Oregon											
San Jose St.											
Hawaii											
Iowa St.											
Southern Miss											
Ark.-Little Rock											
SMU											
Grambling/USC											
Alabama St.											
Northwestern St.											
LSU											
Arkansas											
Tennessee											
Florida											
Ole Miss											
Alabama											
South Carolina											
Texas A&M											
Auburn											
Missouri											
Vanderbilt											
Ole Miss											
Georgia											
Texas A&M											
Kentucky											
Tennessee											

BREANNA RICHARDSON'S CAREER STATISTICS


ALL GAMES

Year	GP	GS	Min	Avg	Total			3-Point			F-Throw			Rebounds				PF	FO	Ast	TO	Blk	Stl	Pts	Avg
					FG	FGA	Pct	FG	FGA	Pct	FT	FTA	Pct	Off	Def	Tot	Avg								
2013-14	36	31	885	24.6	125	295	.424	2	10	.200	91	135	.674	89	124	213	5.9	107	5	30	97	15	36	343	9.5
2014-15	34	14	771	22.7	100	247	.405	19	59	.322	65	95	.684	90	104	194	5.7	75	2	37	87	10	31	284	8.4
2015-16	34	1	613	18.0	61	152	.401	3	17	.176	66	96	.688	67	64	131	3.9	80	4	32	73	15	20	191	5.6
2016-17	2	2	39	19.5	5	9	.556	0	0	.000	2	2	1.000	2	4	6	3.0	4	0	3	0	0	0	12	6.0
TOTAL	106	48	2308	21.8	291	703	.414	24	86	.279	224	328	.683	248	296	544	5.1	266	11	102	257	40	87	830	7.8

SEC GAMES

Year	GP	GS	Min	Avg	Total			3-Point			F-Throw			Rebounds				PF	FO	Ast	TO	Blk	Stl	Pts	Avg
					FG	FGA	Pct	FG	FGA	Pct	FT	FTA	Pct	Off	Def	Tot	Avg								
2013-14	16	16	401	25.1	60	134	.448	1	4	.250	50	72	.694	35	46	81	5.1	53	3	13	48	7	14	171	10.7
2014-15	16	11	408	25.5	47	122	.385	8	31	.258	36	54	.667	38	55	93	5.8	48	2	18	48	5	11	138	8.6
2015-16	14	0	286	20.4	27	57	.474	0	2	.000	20	31	.645	32	26	58	4.1	37	2	15	29	6	5	74	5.3
2016-17																									
TOTAL	46	27	1095	23.8	134	313	.428	9	37	.243	106	157	.675	105	127	232	5.0	138	7	46	125	18	30	383	8.3





BLAIR SCHAEFER

Guard | 5-7 | Junior
Starkville, Miss. | Starkville HS

CAREER HIGHS

POINTS 12, 2x, LAST VS. SE LOUISIANA (12-28-15)
REBOUNDS 6, vs. ULM (11-25-14)
FG MADE 4, 2x, LAST VS. SE LOUISIANA (12-28-15)
FG ATTEMPTS 10, 2x, LAST VS. NORFOLK ST. (11-27-15)
3PT FG MADE 4, 2x, LAST VS. SE LOUISIANA (12-28-15)
3PT FG ATTEMPTS 9, vs. SE LOUISIANA (12-28-15)
FT MADE 3, 2x, LAST VS. VILLANOVA (11-11-16)
FT ATTEMPTS 4, 3x, LAST VS. VILLANOVA (11-11-16)
ASSISTS 5, vs. MVSU (12-15-14)
BLOCKS 2, vs. ULM (11-25-14)
STEALS 4, vs. MVSU (11-24-15)

SEC HIGHS

POINTS 6, vs. KENTUCKY (2-18-16)
REBOUNDS 2, 4x, LAST VS. KENTUCKY (2-18-16)
FG MADE 2, 2x, LAST VS. KENTUCKY (2-18-16)
FG ATTEMPTS 7, vs. KENTUCKY (2-18-16)
3PT FG MADE 2, vs. KENTUCKY (2-18-16)
3PT FG ATTEMPTS 5, vs. KENTUCKY (2-18-16)
FT MADE 2, 3x, LAST VS. TENNESSEE (1-28-16)
FT ATTEMPTS 4, vs. TENNESSEE (1-28-16)
ASSISTS 3, vs. VANDERBILT (1-29-15)
BLOCKS
STEALS
* — SEC Tournament

POSTSEASON HIGHS

POINTS 2, AT DUKE (3-22-15)
REBOUNDS
FG MADE 1, AT DUKE (3-22-15)
FG ATTEMPTS 1, 3x, LAST VS. CHATTANOOGA (3-18-16)
3PT FG MADE
3PT FG ATTEMPTS 1, 2x, LAST VS. CHATTANOOGA (3-18-16)
FT MADE
FT ATTEMPTS
ASSISTS
BLOCKS
STEALS

SCHAEFER'S BULLDOG BITES

- Named to the SEC Community Service team last season.
- Two-time SEC Academic Honor Roll recipient.
- Knocked down nine points in two games in Maine, including six points in the title game.

SCHAEFER'S 2016-17 GAME-BY-GAME STATISTICS (* — INDICATES GAME STARTED)												
Opponent	Min.	FG-A	3PT-A	FT-A	O-D-T	PF	Ast.	TO	Blk.	Stl.	Pts.	
Villanova	23	0-3	0-0	3-4	0-4-4	2	1	1	0	1	3	
Maine	11	2-3	2-3	0-0	0-2-2	1	1	0	0	1	6	
Tulane												
Texas												
Oregon												
San Jose St.												
Hawaii												
Iowa St.												
Southern Miss												
Ark.-Little Rock												
SMU												
Grambling/USC												
Alabama St.												
Northwestern St.												
LSU												
Arkansas												
Tennessee												
Florida												
Ole Miss												
Alabama												
South Carolina												
Texas A&M												
Auburn												
Missouri												
Vanderbilt												
Ole Miss												
Georgia												
Texas A&M												
Kentucky												
Tennessee												

BLAIR SCHAEFER'S CAREER STATISTICS

ALL GAMES

Year	GP	GS	Min	Avg	Total			3-Point			F-Throw			Rebounds				PF	FO	Ast	TO	Blk	Stl	Pts	Avg
					FG	FGA	Pct	FG	FGA	Pct	FT	FTA	Pct	Off	Def	Tot	Avg								
2014-15	24	0	162	6.8	16	49	.327	11	38	.289	18	19	.947	0	20	20	0.8	24	0	20	15	2	8	61	2.5
2015-16	33	0	318	9.6	30	98	.306	24	71	.338	8	14	.571	10	17	27	0.8	26	0	14	13	0	10	92	2.8
2016-17	2	0	34	17.0	2	6	.333	2	3	.667	3	4	.750	0	6	6	3.0	3	0	2	1	0	2	9	4.5
TOTAL	59	0	514	8.7	48	153	.314	37	112	.330	29	37	.784	10	43	53	0.9	53	0	36	29	2	20	162	2.7

SEC GAMES

Year	GP	GS	Min	Avg	Total			3-Point			F-Throw			Rebounds				PF	FO	Ast	TO	Blk	Stl	Pts	Avg
					FG	FGA	Pct	FG	FGA	Pct	FT	FTA	Pct	Off	Def	Tot	Avg								
2014-15	7	0	23	3.3	2	11	.182	2	10	.200	5	6	.833	0	2	2	0.3	2	0	3	0	0	0	11	1.6
2015-16	15	0	88	5.9	8	26	.308	6	19	.316	3	6	.500	5	4	9	0.6	13	0	1	3	0	0	25	1.7
2016-17																									
TOTAL	22	0	111	5.0	10	37	.270	8	29	.276	8	12	.667	5	6	11	0.5	15	0	4	3	0	0	36	1.6



VICTORIA VIVIANS

Guard | 6-1 | Junior
Carthage, Miss. | Scott Central HS

VIVIANS' BULLDOG BITES

- Preseason First Team All-SEC by media and coaches
- Sporting News Preseason First Team All-American
- Second Team All-American in the preseason by Athlon.
- SEC's top returning scorer from last season. Finished second in the league with 17.1 ppg.
- 15th in school history in career points scored.
- Needs 349 points to reach 1,500.
- First Team All-SEC by Associated Press and coaches last season.
- WBCA All-America Honorable Mention as a sophomore.
- Named Maine Tipoff Tournament MVP after scoring 26 first-half points in the championship game.

CAREER HIGHS

POINTS	39, AT KENTUCKY (2-12-15)
REBOUNDS	12, 2x, LAST AT UL-LAFAYETTE (12-17-14)
FG MADE	13, 2x, LAST AT LOUISIANA TECH (12-13-15)
FG ATTEMPTS	29, AT KENTUCKY (2-12-15)
3PT FG MADE	7, AT LOUISIANA TECH (12-13-15)
3PT FG ATTEMPTS	15, 2x, LAST VS. AUBURN (1-7-16)
FT MADE	10, VS. LOUISIANA TECH (12-11-14)
FT ATTEMPTS	11, 2x, LAST AT KENTUCKY (2-12-15)
ASSISTS	4, VS. NORTH DAKOTA ST. (12-2-14)
BLOCKS	2, 5x, LAST VS. TENNESSEE (3-5-16)*
STEALS	5, VS. MISSOURI (2-7-16)

SEC HIGHS

POINTS	39, AT KENTUCKY (2-12-15)
REBOUNDS	10, 3x, LAST AT OLE MISS (2-21-16)
FG MADE	13, AT KENTUCKY (2-12-15)
FG ATTEMPTS	29, AT KENTUCKY (2-12-15)
3PT FG MADE	5, 3x, LAST VS. TENNESSEE (3-5-16)*
3PT FG ATTEMPTS	15, VS. AUBURN (1-7-16)
FT MADE	8, 2x, LAST VS. OLE MISS (3-1-15)
FT ATTEMPTS	11, AT KENTUCKY (2-12-15)
ASSISTS	3, 3x, LAST AT ARKANSAS (1-31-16)
BLOCKS	2, 4x, LAST VS. TENNESSEE (3-5-16)*
STEALS	5, VS. MISSOURI (2-7-16)

* — SEC Tournament

POSTSEASON HIGHS

POINTS	24, VS. MICHIGAN STATE (3-20-16)
REBOUNDS	7, VS. CHATTANOOGA (3-18-16)
FG MADE	8, 2x, LAST VS. MICHIGAN STATE (3-20-16)
FG ATTEMPTS	23, VS. CHATTANOOGA (3-18-16)
3PT FG MADE	5, VS. MICHIGAN STATE (3-20-16)
3PT FG ATTEMPTS	14, VS. MICHIGAN STATE (3-20-16)
FT MADE	3, VS. MICHIGAN STATE (3-20-16)
FT ATTEMPTS	6, VS. MICHIGAN STATE (3-20-16)
ASSISTS	2, VS. MICHIGAN STATE (3-20-16)
BLOCKS	—
STEALS	3, VS. MICHIGAN STATE (3-20-16)

VIVIANS' 2016-17 GAME-BY-GAME STATISTICS (* — INDICATES GAME STARTED)

Opponent	Min.	FG-A	3PT-A	FT-A	O-D-T	PF	Ast.	TO	Blk.	Stl.	Pts.
Villanova*	10	2-4	0-0	0-1	1-1-2	3	1	0	0	0	4
Maine*	29	9-19	4-11	4-4	0-3-3	1	1	3	0	3	26
Tulane											
Texas											
Oregon											
San Jose St.											
Hawaii											
Iowa St.											
Southern Miss											
Ark.-Little Rock											
SMU											
Grambling/USC											
Alabama St.											
Northwestern St.											
LSU											
Arkansas											
Tennessee											
Florida											
Ole Miss											
Alabama											
South Carolina											
Texas A&M											
Auburn											
Missouri											
Vanderbilt											
Ole Miss											
Georgia											
Texas A&M											
Kentucky											
Tennessee											

VICTORIA VIVIANS' CAREER STATISTICS

ALL GAMES

Year	GP	GS	Min	Avg	Total			3-Point			F-Throw			Rebounds				PF	FO	Ast	TO	Blk	Stl	Pts	Avg
					FG	FGA	Pct	FG	FGA	Pct	FT	FTA	Pct	Off	Def	Tot	Avg								
2014-15	34	34	891	26.2	171	465	.368	69	211	.327	94	126	.746	51	119	170	5.0	81	3	34	60	15	47	505	14.9
2015-16	36	36	1120	31.1	233	610	.382	79	256	.309	71	97	.732	42	168	210	5.8	98	2	37	63	10	62	616	17.1
2016-17	2	2	39	19.5	11	23	.478	4	11	.364	4	5	.800	1	4	5	2.5	4	0	2	3	0	3	30	15.0
TOTAL	72	72	2050	28.5	415	1098	.378	152	478	.318	169	228	.741	94	291	385	5.3	183	5	73	126	25	112	1151	16.0

SEC GAMES

	Total							3-Point			F-Throw			Rebounds													
Year	GP	GS	Min	Avg	FG	FGA	Pct	FG	FGA	Pct	FT	FTA	Pct	Off	Def	Tot	Avg	PF	FO	Ast	TO	Blk	Stl	Pts	Avg		
2014-15	16	16	442	27.6	74	201	.368	29	89	.326	43	60	.717	21	47	68	4.3	39	0	13	29	10	17	220	13.8		
2015-16	16	16	526	32.9	92	266	.346	25	100	.250	37	50	.740	17	90	107	6.7	51	2	16	29	3	29	246	15.4		
2016-17																											
TOTAL	32	32	968	30.3	166	467	.355	54	189	.286	80	110	.727	38	137	175	5.5	90	2	29	58	13	46	466	14.6		





MORGAN WILLIAM

Guard | 5-5 | Junior
Birmingham, Ala. | Shades Valley HS

CAREER HIGHS

POINTS 29, vs. ARKANSAS STATE (11-16-14)
REBOUNDS 6, 2x, LAST vs. MICHIGAN STATE (3-20-16)
FG MADE 7, AT FLORIDA (1-3-16)
FG ATTEMPTS 17, vs. TENNESSEE (1-28-16)
3PT FG MADE 4, vs. ARKANSAS STATE (11-16-14)
3PT FG ATTEMPTS 5, 2x, LAST AT TEXAS A&M (2-11-16)
FT MADE 13, vs. ARKANSAS STATE (11-16-14)
FT ATTEMPTS 16, vs. ARKANSAS STATE (11-16-14)
ASSISTS 11, vs. SAVANNAH ST. (11-29-15)
BLOCKS 2, vs. SAVANNAH ST. (11-29-15)
STEALS 5, 2x, LAST vs. MAINE (11-12-16)

SEC HIGHS

POINTS 21, AT FLORIDA (1-3-16)
REBOUNDS 6, vs. TEXAS A&M (2-8-15)
FG MADE 7, AT FLORIDA (1-3-16)
FG ATTEMPTS 17, vs. TENNESSEE (1-28-16)
3PT FG MADE 2, 2x, LAST AT LSU (2-4-16)
3PT FG ATTEMPTS 5, AT TEXAS A&M (2-11-16)
FT MADE 9, 3x, LAST AT TEXAS A&M (2-11-16)
FT ATTEMPTS 12, AT ARKANSAS (1-31-16)
ASSISTS 7, 3x, LAST AT OLE MISS (2-21-16)
BLOCKS 1, 7x, LAST vs. ALABAMA (2-28-16)
STEALS 4, AT FLORIDA (1-3-16)

* — SEC Tournament

POSTSEASON HIGHS

POINTS 14, 2x, LAST vs. MICHIGAN STATE (3-20-16)
REBOUNDS 6, vs. MICHIGAN STATE (3-20-16)
FG MADE 3, vs. MICHIGAN STATE (3-20-16)
FG ATTEMPTS 9, vs. MICHIGAN STATE (3-20-16)
3PT FG MADE 1, 3x, vs. MICHIGAN STATE (3-20-16)
3PT FG ATTEMPTS 4, AT DUKE (3-22-15)
FT MADE 9, vs. TULANE (3-20-15)
FT ATTEMPTS 11, vs. TULANE (3-20-15)
ASSISTS 9, vs. MICHIGAN STATE (3-20-16)
BLOCKS 1, vs. CHATTANOOGA (3-18-16)
STEALS 3, vs. TULANE (3-20-15)

WILLIAM'S BULLDOG BITES

- Second Team Preseason All-SEC by league coaches.
- Tallied 12 points in the season Maine Tipoff Tournament opener against Villanova.
- Scored seven points and dished nine assists in the championship game against Maine. Also matched a career high with five steals.

WILLIAM'S 2016-17 GAME-BY-GAME STATISTICS (* — INDICATES GAME STARTED)

Opponent	Min.	FG-A	3PT-A	FT-A	O-D-T	PF	Ast.	TO	Blk.	Stl.	Pts.
Villanova*	11	3-3	0-0	6-7	1-2-3	2	1	1	0	0	12
Maine*	27	2-6	0-0	3-4	1-1-2	2	9	3	0	5	7
Tulane											
Texas											
Oregon											
San Jose St.											
Hawaii											
Iowa St.											
Southern Miss											
Ark.-Little Rock											
SMU											
Grambling/USC											
Alabama St.											
Northwestern St.											
LSU											
Arkansas											
Tennessee											
Florida											
Ole Miss											
Alabama											
South Carolina											
Texas A&M											
Auburn											
Missouri											
Vanderbilt											
Ole Miss											
Georgia											
Texas A&M											
Kentucky											
Tennessee											

MORGAN WILLIAM'S CAREER STATISTICS

ALL GAMES

Year	GP	GS	Min	Avg	Total			3-Point			F-Throw			Rebounds				PF	FO	Ast	TO	Blk	Stl	Pts	Avg
					FG	FGA	Pct	FG	FGA	Pct	FT	FTA	Pct	Off	Def	Tot	Avg								
2014-15	34	0	727	21.4	74	209	.354	17	53	.321	144	171	.842	22	39	61	1.8	67	0	123	103	7	49	309	9.1
2015-16	36	36	1075	29.9	95	296	.321	18	66	.273	141	167	.844	22	60	82	2.3	70	1	176	100	7	40	349	9.7
2016-17	2	2	38	19.0	5	9	.556	0	0	.000	9	11	.818	2	3	5	2.5	4	0	10	4	0	5	19	9.5
TOTAL	72	38	1840	25.6	174	514	.339	35	119	.294	294	349	.842	46	102	148	2.1	141	1	309	207	14	94	677	9.4

SEC GAMES

					Total			3-Point			F-Throw			Rebounds													
Year	GP	GS	Min	Avg	FG	FGA	Pct	FG	FGA	Pct	FT	FTA	Pct	Off	Def	Tot	Avg	PF	FO	Ast	TO	Blk	Stl	Pts	Avg		
2014-15	16	0	345	21.6	30	95	.316	4	23	.174	52	61	.852	10	25	35	2.2	32	0	51	54	4	14	116	7.3		
2015-16	16	16	529	33.1	48	149	.322	9	34	.265	70	86	.814	8	29	37	2.3	32	1	80	50	3	20	175	10.9		
2016-17																											
TOTAL	32	16	874	27.3	78	244	.320	13	57	.228	122	147	.830	18	54	72	2.3	64	1	131	104	7	34	291	9.1		





AMESHYA WILLIAMS

Foward | 6-1 | Freshman
Gulfport, Miss. | West Harrison HS

CAREER HIGHS

POINTS	5, vs. VILLANOVA (11-11-16)
REBOUNDS	5, vs. MAINE (11-12-16)
FG MADE	1, 2x, vs. MAINE (11-12-16)
FG ATTEMPTS	5, vs. MAINE (11-12-16)
3PT FG MADE	
3PT FG ATTEMPTS	
FT MADE	3, vs. VILLANOVA (11-11-16)
FT ATTEMPTS	3, 2x, LAST vs. MAINE (11-12-16)
ASSISTS	
BLOCKS	
STEALS	1, vs. MAINE (11-12-16)

SEC HIGHS

POINTS	
REBOUNDS	
FG MADE	
FG ATTEMPTS	
3PT FG MADE	
3PT FG ATTEMPTS	
FT MADE	
FT ATTEMPTS	
ASSISTS	
BLOCKS	
STEALS	

* — SEC Tournament

POSTSEASON HIGHS

POINTS	
REBOUNDS	
FG MADE	
FG ATTEMPTS	
3PT FG MADE	
3PT FG ATTEMPTS	
FT MADE	
FT ATTEMPTS	
ASSISTS	
BLOCKS	
STEALS	

WILLIAMS' BULLDOG BITES

- Scored five points against Villanova in her MSU debut and three points to go with five rebounds against host Maine in the Maine Tipoff Tournament championship game.

WILLIAMS' 2016-17 GAME-BY-GAME STATISTICS (* — INDICATES GAME STARTED)											
Opponent	Min.	FG-A	3PT-A	FT-A	O-D-T	PF	Ast.	TO	Blk.	Stl.	Pts.
Villanova	5	1-2	0-0	3-3	0-0-0	2	0	0	0	0	5
Maine*	8	1-5	0-0	1-3	4-1-5	3	0	0	0	1	3
Tulane											
Texas											
Oregon											
San Jose St.											
Hawaii											
Iowa St.											
Southern Miss											
Ark.-Little Rock											
SMU											
Grambling/USC											
Alabama St.											
Northwestern St.											
LSU											
Arkansas											
Tennessee											
Florida											
Ole Miss											
Alabama											
South Carolina											
Texas A&M											
Auburn											
Missouri											
Vanderbilt											
Ole Miss											
Georgia											
Texas A&M											
Kentucky											
Tennessee											

AMESHYA WILLIAMS' CAREER STATISTICS

ALL GAMES

Year	GP	GS	Min	Avg	Total			3-Point			F-Throw			Rebounds				PF	FO	Ast	TO	Blk	Stl	Pts	Avg
					FG	FGA	Pct	FG	FGA	Pct	FT	FTA	Pct	Off	Def	Tot	Avg								
2016-17	2	0	13	6.5	2	7	.286	0	0	.000	4	6	.667	4	1	5	2.5	5	0	0	0	0	1	8	4.0
TOTAL	2	0	13	6.5	2	7	.286	0	0	.000	4	6	.667	4	1	5	2.5	5	0	0	0	0	1	8	4.0

SEC GAMES

Year	GP	GS	Min	Avg	Total			3-Point			F-Throw			Rebounds				PF	FO	Ast	TO	Blk	Stl	Pts	Avg
					FG	FGA	Pct	FG	FGA	Pct	FT	FTA	Pct	Off	Def	Tot	Avg								
2016-17																									
TOTAL																									

MISSISSIPPI STATE BASKETBALL
Mississippi State Combined Team Statistics (as of Nov 12, 2016)
All games

RECORD:	OVERALL	HOME	AWAY	NEUTRAL
ALL GAMES	2-0	0-0	1-0	1-0
CONFERENCE	0-0	0-0	0-0	0-0
NON-CONFERENCE	2-0	0-0	1-0	1-0

#	Player	gp-gs	min	avg	Total		3-Point		F-Throw		Rebounds				pf	dq	a	to	blk	stl	pts	avg
					fg-fga	fg%	3fg-fga	3fg%	ft-fa	ft%	off	def	tot	avg								
11	Roshunda Johnson	2-0	27	13.5	12-14	.857	7-8	.875	4-4	1.000	0	2	2	1.0	1	0	2	2	0	1	35	17.5
35	Victoria Vivians	2-2	39	19.5	11-23	.478	4-11	.364	4-5	.800	1	4	5	2.5	4	0	2	3	0	3	30	15.0
02	Morgan William	2-2	38	19.0	5-9	.556	0-0	.000	9-11	.818	2	3	5	2.5	4	0	10	4	0	5	19	9.5
15	Teaira McCowan	2-0	35	17.5	9-14	.643	0-0	.000	1-2	.500	4	10	14	7.0	8	1	1	2	1	1	19	9.5
00	Dominique Dillingham	2-2	50	25.0	6-10	.600	1-3	.333	5-6	.833	2	3	5	2.5	6	0	1	1	0	1	18	9.0
10	Jazzmun Holmes	2-0	35	17.5	5-9	.556	1-1	1.000	3-4	.750	1	1	2	1.0	4	0	9	3	1	0	14	7.0
45	Chinwe Okorie	2-2	34	17.0	5-9	.556	0-0	.000	3-4	.750	4	7	11	5.5	4	0	1	4	0	0	13	6.5
03	Breanna Richardson	2-2	39	19.5	5-9	.556	0-0	.000	2-2	1.000	2	4	6	3.0	4	0	3	0	0	0	12	6.0
12	Jacaira Allen	2-0	20	10.0	5-9	.556	0-0	.000	2-2	1.000	4	3	7	3.5	1	0	0	1	0	1	12	6.0
01	Blair Schaefer	2-0	34	17.0	2-6	.333	2-3	.667	3-4	.750	0	6	6	3.0	3	0	2	1	0	2	9	4.5
04	Ameshya Williams	2-0	13	6.5	2-7	.286	0-0	.000	4-6	.667	4	1	5	2.5	5	0	0	0	0	1	8	4.0
25	Zion Campbell	1-0	3	3.0	1-1	1.000	0-0	.000	0-0	.000	0	0	0	0.0	0	0	0	0	0	0	2	2.0
13	Ketara Chapel	2-0	33	16.5	2-3	.667	0-0	.000	0-0	.000	1	3	4	2.0	4	0	5	0	0	2	4	2.0
Team											3	4	7									
Total.....		2	400		70-123	.569	15-26	.577	40-50	.800	28	51	79	39.5	48	1	36	21	2	17	195	97.5
Opponents.....		2	400		38-102	.373	3-26	.115	26-36	.722	19	28	47	23.5	46	-	20	38	2	6	105	52.5

TEAM STATISTICS	MS	OPP
SCORING	195	105
Points per game	97.5	52.5
Scoring margin	+45.0	-
FIELD GOALS-ATT	70-123	38-102
Field goal pct	.569	.373
3 POINT FG-ATT	15-26	3-26
3-point FG pct	.577	.115
3-pt FG made per game	7.5	1.5
FREE THROWS-ATT	40-50	26-36
Free throw pct	.800	.722
F-Throws made per game	20.0	13.0
REBOUNDS	79	47
Rebounds per game	39.5	23.5
Rebounding margin	+16.0	-
ASSISTS	36	20
Assists per game	18.0	10.0
TURNOVERS	21	38
Turnovers per game	10.5	19.0
Turnover margin	+8.5	-
Assist/turnover ratio	1.7	0.5
STEALS	17	6
Steals per game	8.5	3.0
BLOCKS	2	2
Blocks per game	1.0	1.0
ATTENDANCE	0	4598
Home games-Avg/Game	0-0	1-2182
Neutral site-Avg/Game	-	1-2416

Date	Opponent		Score	Att.
! 11/11/16	vs Villanova	w	108-62	2416
! 11/12/16	at Maine	w	87-43	2182

! = Maine Tipoff Tournament (Bangor, Maine)
 * = Conference game

Score by Periods	1st	2nd	3rd	4th	Totals
Mississippi State	46	55	42	52	195
Opponents	24	25	26	30	105

MISSISSIPPI STATE BASKETBALL
Mississippi State Team Game-by-Game Comparison (as of Nov 15, 2016)
All games

Opponent	1st	2nd	Score	Mar	Total FG	FG Pct	3-Pointers	3FG Pct	Free Throws	FT Pct	Rebounds	Assist	T/Over	Block	Steal	Fouls
Villanova	55/26	53/36	108-62	+46	38-62/21-57	.613/.368	4-5/1-14	.800/.071	28-35/19-26	.800/.731	43/24	15/11	6/12	1/0	4/3	26/27
Maine	46/23	41/20	87-43	+44	32-61/17-45	.525/.378	11-21/2-12	.524/.167	12-15/7-10	.800/.700	36/23	21/9	15/26	1/2	13/3	22/19

Note: Game totals are displayed in the format TEAM/OPPONENT for each category

GAME 1 — NOV. 11, 2016 • BANGOR, MAINE

	1ST	2ND	3RD	4TH	FINAL
VILLANOVA	12	14	19	17	62
10/11 MISSISSIPPI ST.	25	30	25	28	108

Villanova 62 • 0-1

#	Player	Total		3-Ptr		Rebounds			PF	TP	A		Blk	Stl	Min
		FG-FGA	FG-FGA	FT-FTA	FT-FTA	Off	Def	Tot			TO	TO			
21	Tucker, Jannah	f	1-8	0-4	0-0	1	0	1	3	2	0	3	0	0	17
32	Wilkes, Samantha	f	1-7	0-1	0-0	1	2	3	2	2	0	1	0	0	25
12	Quinn, Meghan	c	2-6	0-2	0-0	0	1	1	4	4	3	2	0	0	19
02	Louin, Alex	g	4-13	1-4	2-3	3	1	4	1	11	3	1	0	0	28
31	Hahn, Adrianna	g	3-3	0-0	2-2	0	2	2	4	8	0	1	0	0	22
01	Herlinhy, Bridget	g	1-3	0-1	1-4	2	0	2	4	3	1	1	0	0	13
04	Crispin, Karlie	g	0-0	0-0	0-0	0	0	0	0	0	0	0	0	0	1
11	Dillard, Jordan	g	2-4	0-1	0-0	1	1	2	3	4	2	2	0	0	19
25	Jekot, Kelly	g	2-3	0-0	8-9	1	1	2	2	12	1	0	0	2	22
30	Gedaka, Mary	g	4-7	0-0	4-6	2	2	4	1	12	0	1	0	1	20
45	Stant, Grace	g	1-3	0-1	2-2	0	0	0	3	4	1	0	0	0	14
Team						1	2	3							
Totals			21-57	1-14	19-26	12	12	24	27	62	11	12	0	3	200
1st FG %:		5-13	38.5%	2nd: 4-16	25.0%	3rd: 7-17	41.2%	4th: 5-11	45.5%	Game: 21-57	36.8%	Deadball			
3FG %:		0-4	0.0%	6-8	75.0%	1-4	25.0%	7-10	70.0%	1-14	7.1%	Rebounds			
FT %:		2-2	100.0%	6-8	75.0%	4-6	66.7%	7-10	70.0%	19-26	73.1%	2			

Mississippi State 108 • 1-0

#	Player	Total		3-Ptr		Rebounds			PF	TP	A		Blk	Stl	Min
		FG-FGA	FG-FGA	FT-FTA	FT-FTA	Off	Def	Tot			TO	TO			
03	Breanna Richardson	f	2-3	0-0	2-2	1	1	2	2	6	1	0	0	0	17
45	Chinwe Okorie	c	4-6	0-0	3-4	2	6	8	0	11	1	0	0	0	18
00	Dominique Dillingham	g	4-6	0-0	3-4	1	2	3	3	11	0	1	0	1	26
02	Morgan William	g	3-3	0-0	6-7	1	2	3	2	12	1	1	0	0	11
35	Victoria Vivians	g	2-4	0-0	0-1	1	1	2	3	4	1	0	0	0	10
01	Blair Schaefer	g	0-3	0-0	3-4	0	4	4	2	3	1	1	0	1	23
04	Ameshya Williams	g	1-2	0-0	3-3	0	0	0	2	5	0	0	0	0	5
10	Jazzmun Holmes	g	4-8	1-1	3-4	1	1	2	2	12	5	1	0	0	22
11	Roshunda Johnson	g	8-9	3-4	2-2	0	0	0	1	21	1	2	0	0	14
12	Jacaira Allen	g	4-8	0-0	2-2	4	2	6	1	10	0	0	0	1	14
13	Ketara Chapel	g	1-1	0-0	0-0	1	3	4	3	2	4	0	0	1	23
15	Teaira McCowan	g	5-9	0-0	1-2	1	6	7	5	11	0	0	1	0	17
Team						1	1	2							
Totals			38-62	4-5	28-35	14	29	43	26	108	15	6	1	4	200
1st FG %:		9-14	64.3%	2nd: 13-18	72.2%	3rd: 7-13	53.8%	4th: 9-17	52.9%	Game: 38-62	61.3%	Deadball			
3FG %:		0-0	0.0%	2-2	100.0%	0-0	0.0%	2-3	66.7%	4-5	80.0%	Rebounds			
FT %:		7-8	87.5%	2-2	100.0%	11-16	68.8%	8-9	88.9%	28-35	80.0%	5			

Officials: Elizabeth Kuzmeski, Larry Ruffing, Eric Striba
Technical fouls: Villanova-None, Mississippi State-None.
Attendance: 2416
Tipoff Tournament Game Two

Score by periods	1st	2nd	3rd	4th	Total
Villanova	12	14	19	17	62
Mississippi State	25	30	25	28	108

Points	In	Off	2nd	Fast
VU	28	5	13	0
MS	48	18	26	2

GAME 2 — NOV. 12, 2016 • BANGOR, MAINE

	1ST	2ND	3RD	4TH	FINAL
10/11 MISSISSIPPI ST.	21	25	17	24	87
MAINE	12	11	7	13	43

Mississippi State 87 • 2-0

#	Player	Total		3-Ptr		Rebounds			PF	TP	A		Blk	Stl	Min
		FG-FGA	FG-FGA	FT-FTA	FT-FTA	Off	Def	Tot			TO	TO			
03	Breanna Richardson	f	3-6	0-0	0-0	1	3	4	2	6	2	0	0	0	22
45	Chinwe Okorie	c	1-3	0-0	0-0	2	1	3	4	2	0	4	0	0	16
00	Dominique Dillingham	g	2-4	1-3	2-2	1	1	2	3	7	1	0	0	0	24
02	Morgan William	g	2-6	0-0	3-4	1	1	2	2	7	9	3	0	5	27
35	Victoria Vivians	g	9-19	4-11	4-4	0	3	3	1	26	1	3	0	3	29
01	Blair Schaefer	g	2-3	2-3	0-0	0	2	2	1	6	1	0	0	1	11
04	Ameshya Williams	g	1-5	0-0	1-3	4	1	5	3	3	0	0	0	1	8
10	Jazzmun Holmes	g	1-1	0-0	0-0	0	0	0	2	2	4	2	1	0	13
11	Roshunda Johnson	g	4-5	4-4	2-2	0	2	2	0	14	1	0	0	1	13
12	Jacaira Allen	g	1-1	0-0	0-0	0	1	1	0	2	0	1	0	0	6
13	Ketara Chapel	g	1-2	0-0	0-0	0	0	0	1	2	1	0	0	1	10
15	Teaira McCowan	g	4-5	0-0	0-0	3	4	7	3	8	1	2	0	1	18
25	Zion Campbell	g	1-1	0-0	0-0	0	0	0	0	2	0	0	0	0	3
Team						2	3	5							
Totals			32-61	11-21	12-15	14	22	36	22	87	21	15	1	13	200
1st FG %:		9-19	47.4%	2nd: 9-14	64.3%	3rd: 5-12	41.7%	4th: 9-16	56.3%	Game: 32-61	52.5%	Deadball			
3FG %:		1-5	20.0%	6-7	85.7%	0-3	0.0%	5-6	83.3%	11-21	52.4%	Rebounds			
FT %:		2-2	100.0%	2-2	100.0%	7-8	87.5%	1-3	33.3%	12-15	80.0%	2			

Maine 43 • 1-1

#	Player	Total		3-Ptr		Rebounds			PF	TP	A		Blk	Stl	Min
		FG-FGA	FG-FGA	FT-FTA	FT-FTA	Off	Def	Tot			TO	TO			
13	Sole, Laia	f	3-9	0-1	2-2	2	2	4	2	8	2	5	0	0	36
03	Caceres, Naira	g	3-8	0-3	2-3	1	2	3	3	6	1	6	0	0	35
22	Millan, Blanca	g	1-4	0-1	0-0	0	0	0	3	2	2	3	0	1	27
02	Morgan William	g	3-3	0-0	0-0	0	1	1	4	6	0	4	0	0	20
23	Sutton, Tanesha	g	3-10	0-3	1-1	0	2	2	4	7	3	6	0	2	33
42	Koizar, Sigi	g	0-1	0-0	1-2	0	0	0	0	1	0	1	0	0	3
05	Stojasavljevic, T.	g	2-6	2-4	1-2	0	1	1	2	7	1	0	0	0	19
10	Brosseau, Julie	g	0-1	0-0	0-0	0	0	0	0	0	0	0	0	0	5
21	Jones, Sheraton	g	0-1	0-0	0-0	0	0	0	0	0	0	0	0	0	5
31	Kelava, Anita	g	2-3	0-0	0-0	1	3	4	1	4	0	0	2	0	22
Team						3	5	8							
Totals			17-45	2-12	7-10	7	16	23	19	43	9	26	2	3	200
1st FG %:		4-10	40.0%	2nd: 5-9	55.6%	3rd: 3-11	27.3%	4th: 5-15	33.3%	Game: 17-45	37.8%	Deadball			
3FG %:		1-3	33.3%	0-0	0.0%	0-4	0.0%	1-5	20.0%	2-12	16.7%	Rebounds			
FT %:		3-3	100.0%	1-2	50.0%	1-2	50.0%	2-3	66.7%	7-10	70.0%	5			

Officials: Michael Schmidt, Shawn Goode, Christopher Poles
Technical fouls: Mississippi State-None, Maine-None.
Attendance: 2182
Tip-Off Championship Game

Score by periods	1st	2nd	3rd	4th	Total
Mississippi State	21	25	17	24	87
Maine	12	11	7	13	43














Points	In	Off	2nd	Fast
MS	24	37	12	2
MAINE	18	17	0	2

Last FG - MS 4th-02:16, MAINE 4th-02:16.
Largest lead - MS by 44 4th-02:16, MAINE None.
MS led for 39:41, MAINE led for 00:00. Game was tied for 00:19.

MISSISSIPPI STATE BULLDOGS

(2-0 Overall, 0-0 SEC)

Head Coach: Vic Schaefer (5th Season)
Assoc. Head Coach: Johnnie Harris (5th Season)
Assistant Coach: Dionnah Jackson-Durrett (2nd Season)
Assistant Coach: Carly Thibault (1st Season)

	00 • DOMINIQUE DILLINGHAM G • 5-9 • Sr. Spring, Texas (Klein Collins HS)	PPG 2016-17 9.0 Career 7.5 RPG 2.5 4.2 SPG 0.5 1.7 FG% .600 .348 3FG% .333 .286 FT% .833 .695	<ul style="list-style-type: none"> Preseason 2nd Team All-SEC by coaches SEC All-Defensive Team & AP All-SEC Honorable Mention last year 8th in MSU history, 1st by active SEC player with 183-career steals Tops the team with 111 charges taken Passed 800 career points in the Maine Tipoff Tournament
	1 • BLAIR SCHAEFER G • 5-7 • Jr. Starkville, Miss. (Starkville HS)	PPG 2016-17 4.5 Career 2.7 RPG 3.0 0.9 APG 1.0 0.6 FG% .333 .314 3FG% .667 .330 FT% .750 .784	<ul style="list-style-type: none"> Three-time SEC Academic Honor Roll selection Scored 6 points in the championship game against Maine Drew 2 charges in the season-opening Maine Tipoff Tournament
	2 • MORGAN WILLIAM G • 5-5 • Jr. Birmingham, Ala. (Shades Valley HS)	PPG 2016-17 9.5 Career 9.4 RPG 2.5 2.1 APG 5.0 4.3 FG% .556 .339 3FG% .000 .294 FT% .818 .842	<ul style="list-style-type: none"> Preseason All-SEC 2nd Team selection by league coaches MSU career FT% leader (84.2%), 2nd among active NCAA players Set MSU season FT% record for second-straight year (84.4%) 8th in MSU history with 294-career made FT 309-career assists - 2nd among current SEC players, 3rd among juniors in the nation
	3 • BREANNA RICHARDSON <i>(Bree-AHN-ah)</i> F • 6-1 • Sr. Conyers, Ga. (Rockdale County HS)	PPG 2016-17 6.0 Career 7.8 RPG 3.0 5.1 APG 1.5 0.9 FG% .556 .414 3FG% .000 .279 FT% 1.0 .683	<ul style="list-style-type: none"> Three-time SEC Academic Honor Roll selection Recorded a double-double in each of her 2 games against Tulane 544-career rebounds, 4th-most among active SEC players
	4 • AMESHYA WILLIAMS <i>(Ah-ME-sha)</i> F • 6-2 • Fr. Gulfport, Miss. (West Harrison HS)	PPG 2016-17 4.0 Career 4.0 RPG 2.5 2.5 BPG .000 .000 FG% .286 .286 3FG% .000 .000 FT% .667 .667	<ul style="list-style-type: none"> Returning to her home area of Gulfport for her 3rd collegiate game Earned First Team All-State her final prep season at West Harrison HS Averaged 4.0 ppg in her first 2 college contests
	10 • JAZZMUN HOLMES G • 5-8 • So. Gulfport, Miss. (Harrison Central HS)	PPG 2016-17 7.0 Career 2.2 RPG 1.0 1.0 APG 4.5 2.3 FG% .556 .316 3FG% 1.0 .167 FT% .750 .821	<ul style="list-style-type: none"> Returning to her home area of Gulfport Averaged 7.0 points & dished the 2nd-most assists on the team (9) in the Maine Tipoff Tournament Matched her career high with 12 points against Villanova
	11 • ROSHUNDA JOHNSON G • 5-7 • R-Jr. Little Rock, Ark. (Parkview HS/Oklahoma St.)	PPG 2016-17 17.5 Career 8.7 RPG 1.0 3.2 APG 1.0 2.3 FG% .857 .360 3FG% .875 .382 FT% 1.0 .743	<ul style="list-style-type: none"> Named to the Maine Tipoff Tournament all-tournament team Paced MSU with 17.5 ppg, 8th in the SEC Hit 12 of 14 shots, including 7 of 8 from 3-point range Tallied 21 pts. vs. Villanova and 14 4th quarter pts. vs. Maine
	12 • IGGY ALLEN <i>(Jah-KAI-ra - Goes By Iggy)</i> G • 5-10 • Fr. Pompano Beach, Fla. (Dillard HS)	PPG 2016-17 6.0 Career 6.0 RPG 3.5 3.5 SPG 0.5 0.5 FG% .556 .556 3FG% .000 .000 FT% 1.0 1.0	<ul style="list-style-type: none"> Averaged 6.0 ppg in her first 2 college contests Shot 55.6% from the field Collected 10 points in her Bulldog debut against Villanova
	13 • KETARA CHAPEL <i>(Kah-TARE-ah)</i> F • 6-1 • Sr. Temple, Texas (Temple HS)	PPG 2016-17 2.0 Career 4.5 RPG 2.0 3.0 APG 2.5 0.8 FG% .667 .428 3FG% .000 .179 FT% .000 .738	<ul style="list-style-type: none"> Three-time SEC Academic Honor Roll selection Had 5 assists with no turnovers in her 1st 2 games of the year
	15 • TEAIRA MCCOWAN <i>(Tee-AIR-ah)</i> C • 6-7 • Fr. Brenham, Texas (Brenham HS)	PPG 2016-17 9.5 Career 6.7 RPG 7.0 5.6 BPG 0.5 1.3 FG% .643 .505 3FG% .000 .000 FT% .500 .662	<ul style="list-style-type: none"> SEC All-Freshman Team selection a year ago 10th in the SEC with 14 rebounds in Maine Grabbed 7 rebounds in each game at the Maine Tipoff Tournament Scored 11 points in MSU's win against Villanova
	25 • ZION CAMPBELL C • 6-3 • R-Fr. Washington, D.C. (Riverdale Baptist School)	PPG 2016-17 2.0 Career 2.0 RPG 0.0 0.0 BPG 0.0 0.0 FG% 1.0 1.0 3FG% .000 .000 FT% .000 .000	<ul style="list-style-type: none"> Played in her first college game after redshirting last season Scored her first MSU points with a bucket against Maine
	35 • VICTORIA VIVIAN G • 6-1 • So. Carthage, Miss. (Scott Central HS)	PPG 2016-17 15.0 Career 16.0 RPG 2.5 5.3 SPG 1.5 1.6 FG% .478 .378 3FG% .364 .318 FT% .800 .741	<ul style="list-style-type: none"> Preseason First Team All-SEC by media and coaches Preseason First Team All-American by Sporting News Maine Tipoff Tourney MVP after scoring 26 1st-half pts. vs. Maine 15th at MSU with 1,151 career points, most among SEC juniors 16.0 career scoring average - tops among active league players and 10th in NCAA Division I
	45 • CHINWE OKORIE <i>(CHIN-way Oh-CORE-ee)</i> C • 6-5 • Jr. Lagos, Nigeria (Stoneleigh-Burnham [Mass.] Prep)	PPG 2016-17 6.5 Career 5.2 RPG 5.5 4.9 BPG 0.0 0.6 FG% .556 .492 3FG% .000 .000 FT% .750 .582	<ul style="list-style-type: none"> Three-time SEC Academic Honor Roll Contributed 11 points and hauled in 8 rebounds against Villanova