



TULANE MEN'S BASKETBALL

2016-17 GAME NOTES

@GREENWAVEMBB

GREENWAVEMBB

/GREENWAVEMBB

TULANEGREENWAVE.COM

SCHEDULE & RESULTS

Date Opponent Time/Score

NOVEMBER

11	vs. North Carolina ¹ [ESPN]	8 pm
14	Southeastern Louisiana [ESPN3]	7 pm
17	vs. Oklahoma ² [ESPN]	6 pm
18	vs. Northern Iowa/ Arizona State ² [ESPN]	4/6 pm
20	vs. TBD ²	TBD
26	at Georgia Tech [ACC]	11 am/6:30 pm
29	at New Orleans [Cox Sports]	7 pm

DECEMBER

2	St. John's [ESPN]	7 pm
7	Southern [ESPN3]	7 pm
10	at Southern Miss	TBA
19	McNeese State [ESPN3]	7 pm
23	Texas State [ESPN3]	1 pm
28	UCF* [ASN/ESPN3]	7 pm

JANUARY

1	at Cincinnati* [CBSSN]	6 pm
8	Memphis* [ASN/ESPN3]	2 pm
11	at USF* [ESPN3]	6 pm
15	SMU* [CBSSN]	5 pm
18	at Tulsa* [ESPN]	6:30 pm
21	Cincinnati* [CBSSN]	3 pm
24	at Houston* [CBSSN]	8 pm
28	at UConn* [ESPN]	7 pm
31	Temple* [ESPN]	7 pm

FEBRUARY

4	at East Carolina* [ASN/ESPN3]	1 pm
8	Houston* [ESPN]	7 pm
15	at SMU* [ASN/ESPN3]	8 pm
18	USF* [ESPN]	1 pm
21	East Carolina* [ESPN]	8 pm
25	at Temple* [ESPN]	11 am

MARCH

2	at Memphis* [ESPN]	8 pm
5	Tulsa* [ESPN/ESPN]	3 pm
9-12	American Athletic Conference Tournament, Hartford, Conn.	

All Times Central and Subject to Change
* - American Athletic Conference Game

1 - Smoothie King Center
2 - Tires Pros Invitational, Orlando

All home games played in the Avron B. Fogelman Arena in the Devlin Fieldhouse

GAME 1:

FRIDAY, NOVEMBER 11, 2016 | 8 PM | ESPN
Smoothie King Center | New Orleans

THE MATCHUP

TULANE GREEN WAVE

6/6 NORTH CAROLINA TAR HEELS

@GreenWave MBB



@UNC Basketball

QUICK COMPARISON



0-0, 0-0 AAC.....	RECORD.....	0-0, 0-0 ACC
65.9.....	POINTS PER GAME.....	82.8
37.2.....	REBOUNDS PER GAME.....	40.6
.397.....	FIELD GOAL PCT.....	.482
.300.....	THREE-POINT PCT.....	.327



TULANE QUICK LOOK

HEAD COACH: MIKE DUNLEAVY, SR.

(SOUTH CAROLINA '76)

RECORD AT TULANE: 0-0 (1ST YEAR)

OVERALL RECORD: 0-0 (1ST YEAR)

NORTH CAROLINA QUICK LOOK

HEAD COACH: ROY WILLIAMS

(NORTH CAROLINA '72)

RECORD AT UNC: 365-108 (14TH YEAR)

OVERALL RECORD: 783-209 (29TH YEAR)

PROBABLE STARTERS

G 14 COLIN SLATER	FR.	6-0	185	0.0 PPG	0.0 RPG
G 13 MALIK MORGAN	RSR.	6-4	205	12.2 PPG	5.1 RPG
G 35 MELVIN FRAZIER	So.	6-5	200	5.2 PPG	3.1 RPG
G 5 CAMERON REYNOLDS	RJR.	6-7	215	6.6 PPG	3.4 RPG
C 15 RYAN SMITH	SR.	6-11	250	2.4 PPG	2.3 RPG

PROBABLE STARTERS

G 0 NATE BRITT	SR.	6-1	175	5.4 PPG	1.5 RPG
G 2 JOEL BERRY II	JR.	6-0	195	12.8 PPG	3.4 RPG
G 3 KENNEDY MEEKS	SR.	6-10	260	9.2 PPG	5.9 RPG
F 4 ISAAH HICKS	SR.	6-9	242	8.9 PPG	4.6 RPG
C 44 JUSTIN JACKSON	JR.	6-8	210	12.2 PPG	3.9 RPG

STORYLINES

• Tulane opens the regular season at the Smoothie King Center (formerly New Orleans Arena) for just the second time in program history, though this 2016-17 season opener against North Carolina is the Green Wave's 23rd time to play a game in the downtown arena. Tulane opened the 1999-2000 season with a 80-69 win over Fordham in New Orleans Arena as a part of the Preseason NIT.

• The Green Wave's last victory in this building was a 65-46 win over San Diego on Nov. 27, 2011. The team's last game played at the Smoothie King Center was a 57-55 loss to Memphis on Jan. 24, 2015.

• Tulane picked up a 80-58 victory over Loyola New Orleans in its exhibition game at Avron B. Fogelman Arena in the Devlin Fieldhouse on Nov. 3. Sophomore guard **Melvin Frazier** led all scorers with 20 points, 11 of those came in the second half. Redshirt senior guard **Malik Morgan** stuffed the box score with 18 points, eight rebounds and six assists.

• Up next for the Green Wave after the North Carolina game is its first regular-season game at Fogelman in Devlin on Nov. 14 vs. Southeastern Louisiana at 7 p.m. on ESPN3.

THE OPPONENT

North Carolina comes into the season ranked No. 6 by both the Associated Press and *USA Today* Coaches Top 25 polls.

The Tar Heels are 94-12 all-time in season openers and an impressive 12-1 in season openers under head coach **Roy Williams**. Carolina has won its 11 straight season openers. The Heels' last season-opening loss was a 77-66 defeat at Santa Clara on Nov. 19, 2004.

North Carolina returns three starters from a year ago in senior forward **Kennedy Meeks** (77 career starts), junior guard **Joel Berry II** (39 career starts) and junior forward **Justin Jackson** (75 career starts).

THE SERIES

Friday's season-opening matchup marks the 16th meeting between Tulane and North Carolina. The Tar Heels lead the all-time series 14-1, having won the last 12 in the series.

The two teams met last year in Chapel Hill, N.C. with Carolina coming away with a 96-72 victory. The Green Wave's only win in the series was a 20-19 win on Dec. 30, 1927.

WHERE TO FIND IT

RADIO



PXP: TODD GRAFFAGNINI

VIDEO STREAM



TV



GAME UPDATES



QUICK FACTS

LOCATION: New Orleans, La.
 ENROLLMENT: 13,449 (Private)
 CONFERENCE: American Athletic Conference
 ARENA: Avron B. Fogelman Arena in the
 Devlin Fieldhouse (4,100)
 PRESIDENT: Michael A. Fitts
 DIRECTOR OF ATHLETICS: Troy Dannen
 TICKET OFFICE PHONE: (504) 861-9283

Men's Basketball Staff

HEAD COACH: Mike Dunleavy, Sr.
 Alma Mater/Year: South Carolina '76/1st
 Twitter: @MikeDunleavySr
 ASSOCIATE HEAD COACH: Doug Stewart
 Alma Mater/Year: Brown '94 /1st
 ASSISTANT COACH: Raman Sposato
 Alma Mater/Year: Oregon '02 /1st
 ASSISTANT COACH: Anthony Wilkins
 Alma Mater/Year: Kent State '13 /4th
 DIRECTOR OF OPERATIONS: Donald Reyes
 Alma Mater/Year: LSU '09/3rd
 DIRECTOR OF STUDENT-ATHLETE
 DEVELOPMENT: Tony Chiles
 Alma Mater/Year: Columbia '89/1st
 COORDINATOR OF VIDEO & PLAYER
 DEVELOPMENT: Joey Cantafio
 Alma Mater: Hampton-Sydney '11
 ATHLETIC TRAINER: Alby Lindon
 Alma Mater: West Florida '09
 STRENGTH & CONDITIONING
 COACH: Dan Rickaby
 Alma Mater: Northern Michigan '07
 EQUIPMENT MANAGER: Gabe Delatte
 Alma Mater: Notre Dame '13
 GRADUATE ASSISTANT: Rafi Goldman
 Alma Mater: Vanderbilt '14
 PROGRAM
 COORDINATOR: Aubrie Warkentien
 Alma Mater: Arizona '12

TEAM INFORMATION

2015-16 RECORD: 12-22 (.352)
 Home: 6-10 (.375)
 Away: 2-10 (.167)
 Neutral: 4-2 (.667)
 2015-16 CONFERENCE
 RECORD/FINISH: 3-15 (.167)/11th
 LETTERMEN RETURNING/LOST: 8/4
 STARTERS RETURNING/LOST: 4/3
 NEWCOMERS: 8
 ROSTER BREAKDOWN:
 Louisiana: 8 Illinois: 1
 Florida: 2 Texas: 1
 California: 1 Foreign: 2

ROSTER

No.	Name	Pos.	Ht.	Wt.	Cl.	Hometown/Previous School/High School
0	Jordan Cornish*	G	6-6	220	Jr.	New Orleans/Brother Martin/UNLV
2	Jackson Johnson	G	5-10	170	So.	Ponte Verda Beach, Fla./Ponte Verda
3	Ray Ona Embo	G	6-3	185	Fr.	Lognes, France/Quality Education Academy
4	Riley Conroy	G	5-11	175	RSo.	New Orleans/Jesuit
5	Cameron Reynolds	G	6-7	215	RJr.	Pearland, Texas/Pearland
10	Von Julien	G	6-1	160	So.	Reserve, La./Riverside Academy
11	Kain Harris	G	6-4	210	So.	Chicago/St. Rita of Cascia
12	Sammis Reyes	F	6-7	240	So.	Santiago, Chile/North Broward Prep/Palm Beach State
13	Malik Morgan	G	6-4	205	RSr.	River Ridge, La./John Curtis/LSU
14	Colin Slater	G	6-0	185	Fr.	New Orleans/Immanuel (Calif.)
15	Ryan Smith	C	6-11	250	Sr.	Wildomar, Calif./Lutheran
21	Samir Sehic*	F	6-9	240	So.	Cypress, Texas/Cy Woods/Vanderbilt
22	Darian Jones	F	6-8	185	Fr.	Brusly, La./Brusly
23	Blake Paul	F	6-9	230	So.	New Orleans/Landry-Walker
30	Bernard Woodside	G	6-0	185	So.	Tampa, Fla./Tampa Prep/ASA College
35	Melvin Frazier	G	6-5	200	So.	Avondale, La./L.W. Higgins

*Ineligible to play in 2016-17

PRONUNCIATION GUIDE

KAIN Harris	cane	SAMMIS REYES	SAM-es RAY-ess	RAMAN SPOSATO	RA-men Spo-SA-toe
MALIK Morgan	ma-leek	SAMIR SEHIC	SA-meer SEH-hic	Tony CHILES	CHI-les
Ray ONO EMBO	O-na EM-bo	Mike DUNLEAVY, Sr.	DUN-lee-v	Rafi Goldman	RA-fee

MEDIA INFORMATION

MEDIA CREDENTIALS

All requests for working media, photo and broadcast credentials for 2016-17 Tulane men's basketball games should be made by contacting Scottie Rodgers. Credentials should be requested no later than Noon the day prior to a game. For all home games, credentials can be picked up at media will-call, which can be found at the Freret St.-Newcombe Place entrance to Avron B. Fogelman Arena in the Devlin Fieldhouse.

MEDIA INTERVIEW REQUEST POLICY

Requests to interview head coach Mike Dunleavy, Sr. or any member of the Tulane men's basketball staff and team should be made at least 24 hours in advance to Scottie Rodgers. Requests will be met based on the student-athlete's class and practice schedule. Interviews with student-athletes are typically held following the team's normal afternoon practice block when at home, but may be coordinated outside of that time frame upon request.

MIKE DUNLEAVY RADIO SHOW

Head coach Mike Dunleavy, Sr. will begin his weekly radio show in January. Stay tuned for location and schedule information.

STRATEGIC COMMUNICATIONS

Scottie Rodgers, Associate AD/Interim Men's Basketball Contact
 Cell: 504-491-7610
 E-Mail: srodger1@tulane.edu
 Twitter: @sfrodgers

EARLY SIGNEES

BUL AJANG & BUAY KOKA

Bul Ajang and Buay Koka are set to join Tulane for the 2017-18 season from The Patrick School in Hillside, N.J., coached by Chris Chavannes. Entering this season, The Patrick School is ranked No. 6 in the country by MaxPreps and ranked No. 10 in the USA Today Sports Super 25 Preseason Rankings.

The pair from South Sudan will add much needed height and athleticism to the Green Wave next year as Ajang stands at 6-10 and Koka towers at an even 7-0. Ajang will bring an all-around talent with his ability to finish with both hands and shoot from the outside, while Koka will be a presence in the middle as a rim protector and rebounder with a seven-foot, seven-inch wing span. In addition to being teammates at The Patrick School, the two also play together on the Just Basketball AAU team.

Ajang and Koka excel in the classroom at The Patrick School, each maintaining a GPA above 3.5. At Tulane, Ajang is planning to pursue a degree in engineering and Koka is planning to pursue a degree in public health. The two chose Tulane over several other high major Division I offers.

NEW WAVE

The Mike Dunleavy, Sr. era gets underway for Tulane men's basketball with hopes high for a return to national prominence under the tutelage of a legendary coach making his first foray into head coaching at the college level.

Four of the last five Green Wave head coaches notched a win in their debuts – Charles Moir in 1973-74, Ned Fowler in 1981-82, Dave Dickerson in 2005-06 and Ed Conroy in 2010-11. Perry Clark lost his first three games in his first season in 1989-90 before registering his first win leading the Green Wave. Clark went on to guide Tulane to three NCAA Tournament and four Postseason NIT appearances over his 11 seasons.

LOCAL FLAVOR

More than half of Tulane's 2016-17 Tulane roster hails from not only the state of Louisiana, but New Orleans itself.

Riley Conroy (New Orleans, Jesuit), **Jordan Cornish** (New Orleans, Brother Martin), **Melvin Frazier** (Avondale, L.W. Higgins), **Von Julien** (Reserve, Riverside), **Malik Morgan** (River Ridge, John Curtis), **Blake Paul** (New Orleans, Landry-Walker) and **Colin Slater** (New Orleans, Immanuel [Calif.]) all hail from the New Orleans area. In addition, **Darian Jones** is from Brusly, which is about 80 miles from New Orleans.

MORGAN ON THE MARK

Redshirt senior guard **Malik Morgan** notched the first 20-point performance of his Tulane career as he scored the team's first seven points of the game and drained four three-pointers en route to a 23-point day at Cincinnati on Jan. 24, 2016.

Earlier in the season, Morgan did not miss a shot in posting a 14-point performance against Georgia Tech on Dec. 5, 2015. He went 6-for-6 from the field, including a pair of threes. It was the first time a Green Wave player has had a perfect performance from the field since **Eric Vianney** went 6-for-6 against Rice on Jan. 10, 2009.

TRANSFERS

Junior guard **Jordan Cornish**, a transfer from UNLV, and sophomore forward **Samir Sehic**, a transfer from Vanderbilt, will not play this season due to NCAA transfer rules. Cornish will have two years of eligibility remaining and Sehic will have three years of eligibility remaining.

TULANE VS. RANKED OPPONENTS

Tulane holds an 11-50 record since the 1989-90 season against opponents ranked in the Associated Press Top 25 Poll.

The Green Wave's most recent matchup with an AP Top 25 foe was 74-53 loss at No. 24 SMU on Feb. 28, 2016.

When Tulane hosted the No. 10 Mustangs in New Orleans on Jan. 17, 2016 (SMU won 60-45), it marked the first time the Green Wave hosted a top 10 opponent since No. 1 Memphis came to town on Feb. 20, 2008. The Tigers won that matchup 97-71.

ON THE BOARDS

One aspect Tulane wants to carry over from a season ago is being aggressive in rebounding on both ends of the floor.

Tulane outrebounded its opponent in 18 of the 34 games in 2015-16. The Green Wave brought down 50 rebounds as a team in the win over Southern Miss on Dec. 22, 2015, marking the first time a Tulane team as had 50-plus rebounds in a game since grabbing 51 against Lamar on Dec. 30, 2010.

BLOCK PARTY

Also last season, Tulane put together a two-game block party over a five-day period with 12 blocks against UConn on Jan. 2, 2016 and 10 blocks at Memphis on Dec. 29, 2015.

The 10 blocks at Memphis marked the first time the Green Wave reached double figures in the category since swatting 10 shots against Nicholls on Nov. 16, 2007. The 12 blocks matched a program single-game record that was accomplished on four other occasions.

CALL IT A COMEBACK

Tulane notched its largest comeback victory in program history against Stephen F. Austin on Nov. 27, 2015, during the Challenge in Music City in Nashville.

The Green Wave trailed by as many as 26 points in the game, but overcame the deficit and topped the Lumberjack on a late shot by **Dylan Osetkowski** for its first lead of the night and the victory. Before that victory, Tulane had never trailed by 20 or more points and comeback to win. Since 2000-01, the largest deficit the team had overcome to win was 17 points.

POSTSEASON RUN

Tulane had a flare for the dramatic in the 2016 American Athletic Conference Tournament with back-to-back conference tournament wins for the first time since the 1982-83 season and back-to-back postseason wins for the first time since the 1996 Postseason NIT.

The Green Wave snapped a five-game skid with their first-round win over UCF. The victory over the Knights was the first postseason win for Tulane since the 2013-14 season (66-62 win over North Texas in the Conference USA Tournament). The win over Houston to advance to the semifinals was the Wave's first win against the Cougars since the first meeting as members of The American on Jan. 17, 2015.

TULANE IN OVERTIME

Tulane enters the season with a 35-42 all-time record in overtime games and a 4-4 mark all-time in back-to-back overtime games.

The Green Wave earned their first three-plus overtime win after topping East Carolina, 100-92, in triple overtime on Feb. 10, 2016. Tulane entered the game 0-5 all-time in three-plus overtime games. Three days later, the Olive and Blue earned a 94-87 win over Memphis in overtime in their second, back-to-back overtime games of the season. The Wave opened the 2015-16 season with consecutive overtime games.

2016-17 TRENDS

Category.....	Under Dunleavy	2015-16
Played at Fogelman in Devlin	0-0	6-10
Played on a neutral court	0-0	4-2
Played on the road	0-0	2-10
Leads at halftime	0-0	8-4
Trails at halftime	0-0	4-18
Is tied at halftime	0-0	
Leads with 2:00 remaining	0-0	8-0
Trails with 2:00 remaining.....	0-0	4-22
Is tied with 2:00 remaining	0-0	
Outrebounded its opponents	0-0	10-9
Is outrebounded.....	0-0	2-12
Is tied in rebounds.....	0-0	0-1
Shoots higher FG% than opponents	0-0	8-3
Shoots lower FG% than opponents.....	0-0	4-19
Shoots same FG% as opponents.....	0-0	
Shoots 20-29.9% from the field	0-0	0-3
Shoots 30-39.9% from the field	0-0	4-11
Shoots 40-44.9% from the field	0-0	5-6
Shoots 45-49.9% from the field	0-0	2-2
Shoots 50-59.9% from the field	0-0	1-1
Shoots 60% or better from the field	0-0	
Makes more FGs than opponent.....	0-0	10-4
Makes fewer FGs than opponent	0-0	2-18
Makes same FGs as opponent.....	0-0	
Shoots higher FT% than opponents	0-0	8-10
Shoots lower FT% than opponents.....	0-0	1-12
Shoots same FT% as opponents	0-0	1-0
Shoots more FTs than opponent	0-0	7-7
Shoots fewer FTs than opponent	0-0	3-18
Shoots same FTs as opponent.....	0-0	2-0
Makes more FTs than opponent	0-0	9-3
Makes fewer FTs than opponent	0-0	2-18
Makes same FTs as opponent	0-0	1-1
Shoots 70% or better from the line	0-0	5-11
Shoots 50-69% from the line	0-0	6-9
Shoots less than 50% from the line.....	0-0	0-3
Makes more 3FGs than opponent.....	0-0	6-10
Makes fewer 3FGs than opponent	0-0	3-8
Makes same 3FGs as opponent.....	0-0	3-4
Tallies more assists than opponent.....	0-0	8-7
Tallies fewer assists than opponent.....	0-0	4-14
Tallies same assists than opponent	0-0	0-1
Commits fewer TOs than opponent	0-0	7-9
Commits more TOs than opponent	0-0	4-12
Commits the same TOs as opponent.....	0-0	0-2
Tallies more steals than opponent	0-0	8-6
Tallies fewer steals than opponent.....	0-0	4-14
Tallies the same steals as opponent	0-0	0-2
Has no players score in double figures.....	0-0	0-1
Has 1 player score in double figures	0-0	1-4
Has 2 players score in double figures.....	0-0	2-7
Has 3 players score in double figures	0-0	3-4
Has 4 players score in double figures.....	0-0	6-5
Has 5 players score in double figures	0-0	
Has 6 players score in double figures.....	0-0	
Scored 39 points or fewer.....	0-0	
Scores 40-49 points.....	0-0	0-4
Scores 50-59 points.....	0-0	1-4
Scores 60-69 points.....	0-0	4-10
Scores 70-79 points.....	0-0	4-3
Scores 80-89 points.....	0-0	1-1
Scores 90-99 points.....	0-0	1-0
Scored 100+ points.....	0-0	1-0
Plays during the day.....	0-0	3-7
Plays at night	0-0	9-11
Plays on Monday	0-0	2-0
Plays on Tuesday	0-0	2-3
Plays on Wednesday.....	0-0	2-5
Plays on Thursday.....	0-0	1-3
Plays on Friday	0-0	2-1
Plays on Saturday.....	0-0	1-5
Plays on Sunday	0-0	2-5
In overtime	0-0	3-1

OLDEST ARENAS

Tulane's home arena, Avron B. Fogelman Arena in the Devlin Fieldhouse, is one of the oldest active arenas in college basketball:

1. Matthews Arena – Northeastern – April 16, 1910
2. Rose Hill Gym – Fordham – Jan. 16, 1925
3. Lavietes Pavilion – Harvard - 1926
4. The Palestra – Penn – Jan. 1, 1927
5. Hec Edmundson Pavilion – Washington – Dec. 27, 1927
6. Williams Arena – Minnesota – Feb. 4, 1928
7. Hinkle Fieldhouse – Butler – March 7, 1928
8. Payne Whitney Gym – Yale – Dec. 10, 1932
9. **Avron B. Fogelman Arena in the Devlin Fieldhouse – Tulane – Dec. 15, 1933**
10. Haas Pavilion – California – Jan. 13, 1933

FINAL FOUR HEADED BACK TO NOLA

In announcement made on Nov. 10, 2016, the NCAA and the Division I Men's Basketball Committee announced the 2022 Men's Final Four will be played in New Orleans with Tulane serving as the host institution.

New Orleans will host the Final Four for the sixth time overall and the first time in 10 years. New Orleans traditionally has been one of the most popular Final Four cities and has provided several iconic championship moments that will be celebrated as anniversaries in 2022.

The 2022 Final Four will mark the 40th anniversary of the 1982 title game in New Orleans, which featured North Carolina, led by coach **Dean Smith** and **Michael Jordan**, against head coach **John Thompson**, **Patrick Ewing** and the Georgetown Hoyas. The Tar Heels won the game 63-62 on Jordan's jumper with 15 seconds to play. It also will mark the 35th anniversary of the 1987 title game, featuring coach **Bob Knight's** Indiana Hoosiers, who defeated coach **Jim Boeheim's** Syracuse squad 74-73 on **Keith Smart's** jumper with four seconds remaining.

The men's basketball committee decided to forego the traditional site selection process in choosing New Orleans, which narrowly missed being picked during the last bid cycle that concluded with Phoenix, San Antonio, Minneapolis, Atlanta and Indianapolis awarded the 2017 through 2021 Final Fours.

PRESEASON POLL

Tulane men's basketball was voted 11th in The American preseason poll, as voted on by the head coaches.

Cincinnati was tabbed as the favorite to win the 2016-17 regular-season title in the closest preseason poll in conference history. The Bearcats edged UConn as the preseason favorite with 95 points and six first-place votes to the Huskies' 94 points and five first-place votes.

2015-16 SUPERLATIVES

FIRST HALF

Most points scored in the first half	45 vs Appalachian State (11/22/15), vs Memphis (2/13/16)
Fewest points scored in the first half	17 at Houston (1/5/16)
Fewest points allowed in the first half	17 vs Appalachian State (11/22/15)
Most points allowed in the first half	50 at North Carolina (12/16/15)
Best FG percentage in the first half	62.1 vs Appalachian State (11/22/15)
Worst FG percentage in the first half	18.8 at UConn (1/19/16)
Best FG percentage by an opponent in the first half	66.7 vs Tulsa (1/10/16)
Worst FG percentage by an opponent in the first half	20.7 vs Appalachian State (11/22/15)
Most rebounds in the first half	28 vs Southern Miss (12/22/15)
Fewest rebounds in the first half	10 at Houston (1/5/16)
Most rebounds by an opponent in the first half	28 vs New Orleans (12/2/15)
Fewest rebounds by an opponent in the first half	7 vs Tulsa (1/10/16)

SECOND HALF

Most points scored in the second half	49 at USF (1/12/16)
Fewest points scored in the second half	22 vs Southern Miss (12/22/15)
Fewest points allowed in the second half	18 at Stephen F. Austin (11/27/15)
Most points allowed in the second half	51 at Southern (11/19/15)
Best FG percentage in the second half	56.5 vs Alabama A&M (11/13/15)
Worst FG percentage in the second half	25.0 vs Tulsa (1/10/16)
Best FG percentage by an opponent in the second half	68.0 vs Houston (2/17/16)
Worst FG percentage by an opponent in the second half	21.7 vs Stephen F. Austin (11/27/15)
Most rebounds in the second half	30 vs Tulsa (1/10/16)
Fewest rebounds in the second half	8 at SMU (2/28/16)
Most rebounds by an opponent in the second half	28 at Houston (1/5/16)
Fewest rebounds by an opponent in the second half	10 vs Southern Miss (12/22/15)

GAME

Most points scored	100 at East Carolina (2/10/16)
Fewest points scored	42 at UConn (1/19/16)
Fewest points allowed	40 vs Southern Miss (12/22/15)
Most points allowed	97 at Cincinnati (1/24/16)
Best FG percentage	54.7 vs Appalachian State (11/22/15)
Worst FG percentage	25.9 at UConn (1/19/16)
Best FG percentage by an opponent	58.5 vs Tulsa (1/10/16)
Worst FG percentage by an opponent	28.6 vs Prairie View A&M (12/14/15)
Most rebounds	50 vs Southern Miss (12/22/15)
Fewest rebounds	20 at SMU (2/28/16)
Most rebounds by an opponent	50 at Houston (1/5/16)
Fewest rebounds by an opponent	22 vs Tulsa (1/10/16)

MISCELLANEOUS

Largest margin of victory	28 vs Appalachian State (11/22/15)
Smallest margin of victory	1 vs Stephen F. Austin (11/27/15)
Largest margin of defeat	24 at North Carolina (12/16/16)
Smallest margin of defeat	1 vs Alabama A&M (11/13/15)
Largest halftime lead	28 vs Appalachian State (11/22/15)
Smallest halftime lead	1 at SMU (2/28/16)
Largest halftime deficit	22 at Cincinnati (1/24/16)
Smallest halftime deficit	1 vs Georgia Tech (12/5/15), at USF (1/12/16), at UCF (3/2/16)
Largest rebounding margin	24 vs Southern Miss (12/22/15)
Smallest rebounding margin	0 at Mississippi State (12/19/15)
Opponent's largest rebounding margin	22 at SMU (2/29/16)
Opponent's smallest rebounding margin	0 at Mississippi (12/19/15)

THE LAST TIME...

The Last Time Tulane...

Scored 90 points.....	2/13/16 vs Memphis (W, 94-87 OT)
Scored 100 points.....	2/10/16 at East Carolina (W, 100-92 3OT)
Scored 110 points.....	11/24/95 vs. Prairie View (W, 113-72)
Scored 120 points.....	12/3/94 vs. Prairie View (W, 122-58)
Scored 100 points and lost.....	1/14/15 at UCF (L, 103-100 3ot)
Scored 50+ points in a half.....	11/20/14 vs. Mississippi Valley State (59, 2nd)
Scored 60+ points in a half.....	1/25/12 vs. SMU (63, 2nd)
Was held below 40 points.....	1/31/15 at Temple (L, 55-37)
Was held below 50 points.....	1/30/16 at Tulsa (L, 48-62)
Was held below 50 points and won.....	3/12/08 vs. Marshall (W, 48-47)
Was held below 60 points.....	3/6/16 vs Temple (L, 64-56)
Was held below 60 points and won.....	12/22/15 vs Southern Miss (W, 59-40)
Won by 30+ points.....	11/20/14 vs. Mississippi Valley State (W, 100-61)
Won by 40+ points.....	11/25/11 vs. Alcorn State (W, 83-41)
Won by 50+ points.....	1/4/03 vs. Morris Brown (W, 88-30)
Had 70+ rebounds.....	11/26/90 vs. Nicholls (70)
Had 50+ rebounds.....	12/22/15 vs. Southern Miss (50)
Made 40+ field goals.....	12/19/96 vs. Centenary (40)
Made 50+ field goals.....	12/3/94 vs. Prairie View (51)
Attempted 70+ field goals.....	2/10/16 at East Carolina (72)
Attempted 75+ field goals.....	1/14/15 at UCF (80)
Made 10+ three-pointers.....	2/13/16 vs Memphis (11)
Attempted 30+ three-pointers.....	2/10/16 at East Carolina (31)
Made 30+ free throws.....	11/26/13 vs. Colgate (30)
Attempted 40+ free throws.....	11/26/13 vs. Colgate (40)
Had 20+ assists.....	11/29/15 vs. Liberty (20)
Had 25+ assists.....	11/15/11 vs. Nicholls State (25)
Had 10+ blocked shots.....	1/2/16 vs UConn (12)
Blocked 10+ shots in back-to-back games.....	12/29/15 at Memphis (10), 1/2/16 vs UConn (12)
Had 15+ steals.....	2/4/12 vs. Houston (16)
Had 20+ steals.....	1/14/99 vs. Memphis (20)
Had 30+ turnovers.....	12/19/05 vs. St. Edward's (30)
Had 30+ personal fouls.....	11/26/05 vs. Texas A&M (30)
Shot 65 percent from the field.....	12/30/95 vs. Mt. St. Mary's (.667, 34-51)
Shot 70 percent in a half.....	2/15/14 at UAB (.704)
Fewest Turnovers.....	4 at Georgia Tech (11/9/12)
Hit all of its free throws.....	12/1/07 at Syracuse (15-15)
Did not hit a three-pointer.....	1/16/14 vs. Louisiana Tech (0-14)
Defeated a ranked opponent.....	12/22/99 over No. 25 NC State (W, 73-62)
Had five players score in double figures.....	3/9/13 vs. Houston
Did not have a player reach double figures.....	2/2/13 at UTEP
Overcame a 15-point deficit to win.....	2/26/14 vs. Florida Atlantic (16 pts)
Overcame a 20-point deficit to win.....	11/29/15 vs. Stephen F. Austin (26 pts)
Won an overtime game.....	2/13/16 vs Memphis (W, 94-87 ot)
Lost an overtime game.....	11/13/15 vs Alabama A&M (L, 68-67 ot)

The Last Time a Tulane Player...

Scored 30+ points.....	2/10/16, Louis Dabney at East Carolina (32)
Scored 40+ points.....	2/7/74, Phil Hicks vs. Samford (41)
Had 15+ rebounds.....	11/22/15, Dylan Osetkowski (16)
Had 20+ rebounds.....	1/29/70, Harold Sylvester vs. Miami, Fla. (22)
Made 20+ field goals.....	2/1/61, Jim Kerwin vs. Southeastern La. (20)
Made 15+ field goals.....	1/16/97, Jerald Honeycutt vs. Xavier, Ohio (16)
Had 25+ FG attempts.....	2/14/01, Ledaryl Billingsley vs. Charlotte (25)
Shot 100% (Min. 5 shots).....	12/5/15, Malik Morgan vs. Georgia Tech (6-6)
Made 7+ three-pointers.....	1/14/15, Jay Hook at UCF (7)
Made 6+ three-pointers.....	1/14/15, Jay Hook at UCF (7) & Louis Dabney (6)
Made 5+ three-pointers.....	2/13/16 Malik Morgan vs Memphis (5)
Had 10+ three-point attempts.....	2/10/16 Malik Morgan at East Carolina (12)
Made 15+ free throws.....	2/7/01, Brandon Spann vs. Southern Miss (16)
Made 10+ free throws.....	12/19/14, Louis Dabney vs. Jackson State (12)
Attempted 20+ free throws.....	3/1/72, Jeff Morris vs. Marquette (22)
Had 10+ assists.....	1/14/15, Jonathan Stark at UCF (10)
Had 5+ blocks.....	1/2/16, Jernard Jarreau vs. UConn (5)
Had 7+ steals.....	11/16/01, Waitari Marsh vs. Loyola (7)
One player had a double-double.....	2/24/16, Dylan Osetkowski (18 pts, 12 reb) vs East Carolina
Two players with a double-double.....	2/10/16 at East Carolina Dylan Osetkowski (16 pts, 11 rebs), Cameron Reynolds (11 pts, 12 rebs)
Had a triple-double.....	12/28/96 by Rayshard Allen (18p, 11r, 11a) vs. UL Lafayette

The Last Time a Tulane Opponent...

Scored 100+ points.....	1/14/15 by UCF (W, 103-100)
Scored 110+ points.....	12/6/80 by LSU (W, 119-81)
Scored 120+ points.....	12/7/77 by LSU (W, 120-88)
Scored 100+ points and lost.....	1/13/76 by Southern Miss (L, 100-105)
Was held below 40 points.....	11/19/10 by Centenary (L, 77-36)
Was held below 50 points.....	12/22/15 by Southern Miss (L, 59-40)
Was held below 60 points.....	11/29/15 vs Liberty (L, 72-51)
Was held below 60 points and won.....	1/31/15 at Temple (W, 55-37)
Won by 30+ points.....	2/1/14 at Southern Miss (L, 78-47)
Won by 40+ points.....	2/10/07 by Memphis (W, 95-51)
Won by 50+ points.....	1/16/54 by Kentucky (W, 94-43)
Had 60+ rebounds.....	Not available
Had 50+ rebounds.....	1/5/16 by Houston (50)
Made 40+ field goals.....	2/18/06 by Memphis (42)
Made 30+ field goals.....	2/13/16 vs Memphis (31)
Attempted 75+ field goals.....	1/16/14 by Louisiana Tech (76)
Made 10+ three-pointers.....	2/24/16 by East Carolina (10)
Attempted 30+ three-pointers.....	1/16/14 vs. Louisiana Tech (35)
Made 30+ free throws.....	2/18/12 by UAB (34)
Attempted 50+ free throws.....	2/25/05 by TCU (50)
Had 25+ assists.....	12/16/15 by North Carolina (30)
Had 10+ blocked shots.....	1/18/12 by Tulsa (12)
Had 15+ steals.....	2/9/08 by Houston (18)
Had 20+ steals.....	2/26/05 by UAB (20)
Had 30+ turnovers.....	11/16/01 by Loyola (31)
Had 30+ personal fouls.....	11/30/10 by Alabama State (34)
Shot 65 percent from the field.....	11/26/13 by Colgate (.654, 34-52)
Shot 70 percent in a half.....	11/30/10 by Alabama State (.720, 18-25, 2nd)
Hit all of its free throws.....	12/28/07 by Alabama State (2-2)
Did not hit a three-pointer.....	1/28/06 by Rice (0-12)
Did not have a player reach double figures.....	11/15/11 by Nicholls
Overcame a 20-point deficit to win.....	3/2/13 by Tulsa (22 points)

The Last Time a Player for an Opponent...

Scored 30+ points.....	2/4/16 by Daiquan Walker, UCF (33)
Scored 40+ points.....	2/26/02 by Junior Blount, TCU (42)
Had 15+ rebounds.....	2/13/16 by Dedric Lawson, Memphis (16)
Had 20+ rebounds.....	2/19/02 by Louis Truscott, Houston (20)
Made 20+ field goals.....	2/16/70 by Austin Carr, Notre Dame (22)
Made 15+ field goals.....	1/7/03 by Chris Massie, Memphis (15)
Had 25+ FG attempts.....	11/14/06 by Bo McCalebb, New Orleans (30)
Shot 100% (Min. 5 shots).....	2/2/08 by Patrick Britton, Rice (7-7)
Made 7+ three-pointers.....	1/10/16 by Pat Birt, Tulsa (7)
Made 5+ three-pointers.....	2/24/16 by Lance Tejada, East Carolina (5)
Had 10+ three-point attempts.....	11/8/13 by Damon Lynn, NJIT (12)
Made 15+ free throws.....	3/22/94 by Doremus Bennerman, Siena (17)
Made 10+ free throws.....	1/2/14 by Zeke Upshaw, Hofstra (10)
Attempted 20+ free throws.....	Not available
Had 10+ assists.....	3/7/15 by Anthony Collins, USF (10)
Had 5+ blocks.....	1/18/12 by K. Maduka & S. Idlet, Tulsa (5)
Had 7+ steals.....	1/24/94 by Jason Osborne, Louisville (7)
Had a double-double.....	3/6/16 by Jaylen Bond, Temple (10 pts, 16 rebs)
Had a triple-double.....	2/4/09 by Paul Delaney III, UAB (16 pts, 10 rebs, 12 asts)

STARTING LINE UPS	DOUBLING UP	
???	2016-17	0-0
	Double-Doubles	Career
	Malik Morgan	1
	Cameron Reynolds	1
	2016-17	
	Double Figure Scoring	Career
	Malik Morgan	22
	Kain Harris	4
	Cameron Reynolds	10
	Melvin Frazier	5
	Von Julien	3
	2016-17	
	Double Figure Rebounding	Career
	Malik Morgan	1
	Cameron Reynolds	1



MIKE DUNLEAVY, SR.

HEAD COACH
FIRST SEASON
SOUTH CAROLINA '76

Mike Dunleavy, Sr., was hired as Tulane's 24th head men's basketball coach in the 106-year history of the program on March 29, 2016. He begins his 18th season as a head coach and his first at the collegiate level in 2016-17.

Over the past 45 years, Dunleavy has played and coached in world championship games, directed hall of fame and all-star players, led NBA franchises, served as a television analyst and played in the NCAA Tournament.

The 1999 NBA Coach of the Year brings over 30 years of NBA experience, either as a player, general manager or head coach to the Green Wave.

A 17-year veteran as an NBA head coach, Dunleavy won 613 regular season games, the 24th-most in NBA history, with four different teams (Los Angeles Lakers, Milwaukee Bucks, Portland Trailblazers, Los Angeles Clippers) and amassed 38 playoff victories in his career.

Dunleavy has been a part of 1,266 victories as an NBA assistant coach, head coach, general manager, player and collegiate student-athlete.

Along the way, he coached five future Naismith Memorial Basketball Hall of Famers, including **Earvin "Magic" Johnson, Moses Malone, Scottie Pippen, Arvydas Sabonis** and **James Worthy**, and a total of six players under Dunleavy were named NBA All-Stars on nine occasions, including Johnson (1992 MVP), **Worthy, Elton Brown, Chris Kaman, Rasheed Wallace** and **Vin Baker**.

Dunleavy also developed an extensive coaching tree during his time in the NBA with nine of his former assistant coaches becoming NBA head coaches, including **John Lucas, Kim Hughes, Eric Musselman** (current head coach at Nevada), **Tony Brown, Elston Turner, Frank Hamblen, Butch Carter, Randy Pfund** and **Bill Bertka**.

Dunleavy's longest tenure was with the Los Angeles Clippers for seven seasons (2003-10). He led the club to 215 victories and seven playoff victories. The Clippers enjoyed their best season under Dunleavy during the 2005-06 campaign when he led the franchise to 47 wins and advanced to the Western Conference semifinals. He stepped down as head coach in 2010 to serve as the team's general manager.

Dunleavy began his coaching career in 1987 as an assistant coach at Milwaukee, where he served for three seasons (1987-1990). He earned his first head coaching job in 1990 with the Los Angeles Lakers, succeeding **Pat Riley**. During his rookie season (1990-91), he led a lineup that featured the combination of Johnson and Worthy to a Western Conference title and to the NBA Finals where the Lakers lost the series to the **Michael Jordan-** and **Pippen-**led Chicago Bulls.

Following the 1991-92 season, Dunleavy became the head coach in Milwaukee, where he led the Bucks to 107 wins in four seasons (1992-96) while also serving as the team's Vice President of Basketball Operations. He stepped away from the bench prior to the 1996-97 season to concentrate on his general manager duties with the Bucks for one season before taking the head coaching job in Portland.

Dunleavy coached the Trail Blazers for four seasons (1997-2001) and led the franchise to a 190-106 (.642) overall record and to four straight playoff appearances. The Blazers made back-to-back appearances in the Western Conference Finals in 1999 and 2000. Dunleavy's 1999-2000 team won 59 games, which matched the second-best single-season victory total in franchise history. Dunleavy earned the 1999 NBA Coach of the Year award after leading the 1998-99 Blazers to a Pacific Division-winning 35-15 record.

As a collegian, Dunleavy played at South Carolina from (1972-76) for legendary coach **Frank McGuire** and was a sixth-round draft pick (99th overall) by the Philadelphia 76ers in 1976. He played for the 76ers alongside future Naismith Memorial Basketball Hall of Famer **"Dr. J" Julius Erving** and helped the team to the NBA Finals as a rookie.

Dunleavy played in 438 games during his 12-year NBA career, which included stops at Houston (1978-82), San Antonio (1982-83) and Milwaukee (1983-85, 88-90). His best season was with the Rockets during the 1980-81 campaign when he averaged 10.5 points per game and started on a team that played in the NBA Finals. In his lone season in San Antonio, Dunleavy led the NBA in three-point percentage, connecting at a .345 (67-194) clip from behind the arc.

A back injury prompted his unofficial retirement following the 1984-85 season and he worked for a New York investment firm before returning to the NBA as an assistant coach with Milwaukee for the 1986-87 season. He stayed on the Bucks' bench through the 1989-90 campaign, but returned to uniform in parts of two seasons (1988-89, 1989-90) when injuries to the Bucks' backcourt forced Dunleavy into the lineup.

A native of Brooklyn, N.Y., Dunleavy played collegiately at the University of South Carolina, where he finished his career as the school's third all-time leading scorer with 1,586 points. Dunleavy helped the Gamecocks to 81 victories and a pair of NCAA Tournament appearances. He appeared in 111 consecutive, starting his last 105. Dunleavy was a straight A student, majoring in psychology while at South Carolina.

NAISMITH MEMORIAL BASKETBALL HALL OF FAMERS UNDER DUNLEAVY

Earvin "Magic" Johnson (Los Angeles Lakers) - Elected 2002
James Worthy (Los Angeles Lakers) - Elected 2003
Moses Malone (Milwaukee Bucks) - Elected 2001
Scottie Pippen (Portland Trailblazers) - Elected 2010
Arvydas Sabonis (Portland Trailblazers) - Elected 2011

NBA ALL-STAR SELECTIONS UNDER DUNLEAVY

Magic Johnson - 1992 MVP (Los Angeles Lakers)
James Worthy - 1991, 1992 (Los Angeles Lakers)
Vin Baker - 1995, 1996 (Milwaukee Bucks)
Rasheed Wallace - 2000, 2001 (Portland Trailblazers)
Elton Brown - 2006 (Los Angeles Clippers)
Chris Kaman - 2010 (Los Angeles Clippers)

THE DUNLEAVY FILE...

Date of Birth: March 21, 1954
Hometown: Brooklyn, New York
Family: Wife - Emily
Sons - Mike Dunleavy, Jr., Baker Dunleavy, James Dunleavy

Alma Mater: University of South Carolina, 1976
Education: B.S. Psychology

Playing Experience

College: South Carolina (1972-76)
NBA: Drafted in the 6th round (99th overall) in 1976 by the Philadelphia 76ers
Philadelphia 76ers (1976-77)
Carolina Lightning (AABA) (1978)
Houston Rockets (1978-82)
San Antonio Spurs (1982-83)
Milwaukee Bucks (1983-1990)

NBA Coaching Experience

Assistant Coach:
Milwaukee Bucks, 1987-90
Head Coach:
Los Angeles Lakers, 1990-92
Milwaukee Bucks, 1992-96
Portland Trailblazers, 1998-2000
Los Angeles Clippers, 2003-10
Coaching Honors: 1999 NBA Coach of the Year

Year-by-Year Record as a Head Coach

Year	Team	Rec.	Conf. Playoff		Finish
			Finish	Rec.	
1990-91	Lakers	58-24	2nd	12-7	Lost, NBA Finals
1991-92	Lakers	43-39	6th	1-3	Lost, 1st Round
1992-93	Bucks	28-54	7th	0-0	Missed Playoffs
1993-94	Bucks	20-62	6th	0-0	Missed Playoffs
1994-95	Bucks	34-48	6th	0-0	Missed Playoffs
1995-96	Bucks	25-57	7th	0-0	Missed Playoffs
1997-98	Trailblazers	46-36	4th	1-3	Lost, 1st Round
1998-99	Trailblazers	35-15	1st	7-6	Lost, Conf. Finals
1999-2000	Trailblazers	59-23	2nd	10-6	Lost, Conf. Finals
2000-01	Trailblazers	50-32	4th	0-3	Lost, 1st Round
2003-04	Clippers	28-54	7th	0-0	Missed Playoffs
2004-05	Clippers	37-45	3rd	0-0	Missed Playoffs
2005-06	Clippers	47-35	2nd	7-5	Lost, Conf. Semis
2006-07	Clippers	40-42	4th	0-0	Missed Playoffs
2007-08	Clippers	23-59	5th	0-0	Missed Playoffs
2008-09	Clippers	19-63	4th	0-0	Missed Playoffs
2009-10	Clippers	21-28	(resigned)		
Totals		613-716		38-33	

Year-by-Year Record as an Assistant Coach

Year	Team	Rec.	Conf. Playoff		Finish
			Finish	Rec.	
1987-88	Bucks	42-40	4th	2-3	Lost, 1st Round
1988-89	Bucks	49-33	4th	3-6	Lost, Conf. Semis
1989-90	Bucks	44-38	3rd	1-3	Lost, 1st Round
Totals		135-111		6-12	

2015-16 SEASON STATS - All Games

RECORD:	OVERALL
ALL GAMES	12-22
CONFERENCE	3-15
NON-CONFERENCE	9-7

#	Player	gp-gs	min	avg	Total		3-Point		F-Throw		Rebounds				pf	dq	a	to	blk	stl	pts	avg
					fg-fga	fg%	3fg-fga	3fg%	ft-fa	ft%	off	def	tot	avg								
00	Dabney, Louis	33-32	1088	33.0	153-413	.370	54-173	.312	114-144	.792	26	74	100	3.0	86	2	73	68	4	35	474	14.4
13	Morgan, Malik	34-34	1075	31.6	154-365	.422	63-180	.350	44-69	.638	37	137	174	5.1	82	1	80	84	14	47	415	12.2
21	Osetkowski, Dylan	34-34	1100	32.4	141-322	.438	12-45	.267	89-131	.679	90	192	282	8.3	76	0	53	76	18	41	383	11.3
22	Jarreau, Jernard	18-11	402	22.3	51-113	.451	6-18	.333	29-52	.558	26	74	100	5.6	39	3	28	36	31	10	137	7.6
05	Reynolds, Cameron	30-8	617	20.6	73-209	.349	24-90	.267	28-34	.824	29	74	103	3.4	66	2	17	38	7	18	198	6.6
35	Frazier, Melvin	34-10	662	19.5	63-157	.401	18-63	.286	32-62	.516	41	66	107	3.1	49	0	24	38	9	31	176	5.2
11	Harris, Kain	33-2	523	15.8	51-162	.315	24-84	.286	36-45	.800	7	41	48	1.5	54	2	12	22	4	4	162	4.9
10	Julien, Von	31-16	588	19.0	37-104	.356	13-48	.271	9-13	.692	5	36	41	1.3	49	0	67	33	0	16	96	3.1
15	Smith, Ryan	33-23	359	10.9	30-61	.492	0-0	.000	20-33	.606	43	32	75	2.3	55	0	7	12	13	8	80	2.4
23	Paul, Blake	33-0	368	11.2	29-53	.547	0-0	.000	17-30	.567	35	46	81	2.5	71	2	2	20	30	5	75	2.3
02	Oliver, Taron	17-0	101	5.9	16-41	.390	2-9	.222	2-5	.400	16	18	34	2.0	16	0	2	9	1	0	36	2.1
03	Mack, Kajon	5-0	51	10.2	4-15	.267	0-3	.000	0-3	.000	0	9	9	1.8	4	0	7	3	0	3	8	1.6
04	Conroy, Riley	8-0	16	2.0	0-6	.000	0-6	.000	0-0	.000	0	0	0	0.0	2	0	0	0	0	0	0	0.0
Team											60	52	112				12					
Total.....		34	6950		802-2021	.397	216-719	.300	420-621	.676	415	851	1266	37.2	649	12	372	451	131	218	2240	65.9
Opponents.....		34	6950		845-1950	.433	212-601	.353	496-718	.691	369	895	1264	37.2	598	-	409	441	119	240	2398	70.5

TEAM STATISTICS	TULANE	OPP
SCORING	2240	2398
Points per game	65.9	70.5
Scoring margin	-4.6	-
FIELD GOALS-ATT	802-2021	845-1950
Field goal pct	.397	.433
3 POINT FG-ATT	216-719	212-601
3-point FG pct	.300	.353
3-pt FG made per game	6.4	6.2
FREE THROWS-ATT	420-621	496-718
Free throw pct	.676	.691
F-Throws made per game	12.4	14.6
REBOUNDS	1266	1264
Rebounds per game	37.2	37.2
Rebounding margin	+0.1	-
ASSISTS	372	409
Assists per game	10.9	12.0
TURNOVERS	451	441
Turnovers per game	13.3	13.0
Turnover margin	-0.3	-
Assist/turnover ratio	0.8	0.9
STEALS	218	240
Steals per game	6.4	7.1
BLOCKS	131	119
Blocks per game	3.9	3.5
ATTENDANCE	28793	94333
Home games-Avg/Game	16-1800	14-6090
Neutral site-Avg/Game	-	4-2268

Score by Periods	1st	2nd	OT	OT2	OT3	Totals
Tulane	1020	1165	33	7	15	2240
Opponents	1133	1229	22	7	7	2398

Date	Opponent	Score	Att.
11/13/15	ALABAMA A&M	Lot 67-68	1126
11/16/15	DU	Wot 79-74	1411
11/19/15	at Southern U.	L 82-90	2356
11/22/15	APPALACHIAN ST	W 76-48	962
11/26/15	vs Mercer	L 61-71	350
11/27/15	vs Stephen F. Austin	W 60-59	0
11/29/15	vs Liberty	W 72-51	0
12/02/15	UNO	W 64-62	1581
12/5/15	GEORGIA TECH	L 68-76	2005
12/14/15	PRAIRIE VIEW AM	W 63-49	1999
12/16/15	at North Carolina	L 72-96	16199
12-19-15	at Mississippi State	L 59-69	4804
12/22/15	USM	W 59-40	1541
* 12/29/15	at Memphis	L 65-77	10721
* 01/02/16	UCONN	L 67-75	2243
* 1/5/16	at Houston	L 45-63	3235
* 01/10/16	TULSA	L 67-81	2234
* 1/12/16	at USF	W 81-70	2657
* 1/17/16	SMU	L 45-60	3217
* 1/19/16	at UCONN	L 42-60	9516
* 01/24/16	at Cincinnati	L 75-97	9224
* 1/27/16	USF	L 60-73	2429
* 01/30/16	at Tulsa	L 48-62	4926
* 2/4/16	UCF	L 62-70	1174
* 02-10-16	at East Carolina	Wo3 100-92	3656
* 2/13/16	MEMPHIS	Wot 94-87	1793
* 2/17/16	HOUSTON	L 69-82	1593
* 2/24/16	ECU	L 73-79	1638
* 02/28/16	at SMU	L 53-74	6781
* 3/2/16	at UCF	L 65-73	3720
* 3/6/16	TEMPLE	L 56-64	1847
03.10.16	vs UCF	W 65-63	8723
3.11.16	at Houston	W 72-69	0
3.12.16	at Memphis	L 54-74	7465

* - Conference game

2015-16 SEASON STATS - Conference-Only Games

RECORD:	OVERALL	HOME	AWAY	NEUTRAL
ALL GAMES	3-15	1-8	2-7	0-0
CONFERENCE	3-15	1-8	2-7	0-0
NON-CONFERENCE	0-0	0-0	0-0	0-0

#	Player	gp-gs	min	avg	Total		3-Point		F-Throw		Rebounds				pf	dq	a	to	blk	stl	pts	avg
					fg-fga	fg%	3fg-fga	3fg%	ft-fa	ft%	off	def	tot	avg								
00	Dabney, Louis	17-16	582	34.2	86-229	.376	25-81	.309	64-83	.771	11	36	47	2.8	45	1	38	33	2	20	261	15.4
13	Morgan, Malik	18-18	589	32.7	92-222	.414	43-119	.361	21-35	.600	20	68	88	4.9	42	1	37	39	8	24	248	13.8
21	Osetkowski, Dylan	18-18	594	33.0	80-189	.423	9-29	.310	52-73	.712	51	100	151	8.4	45	0	21	45	11	18	221	12.3
05	Reynolds, Cameron	18-4	364	20.2	41-121	.339	14-55	.255	16-16	1.000	14	50	64	3.6	36	2	13	22	5	9	112	6.2
22	Jarreau, Jernard	5-1	100	20.0	9-27	.333	2-7	.286	8-12	.667	3	18	21	4.2	10	1	9	7	13	5	28	5.6
35	Frazier, Melvin	18-5	366	20.3	33-88	.375	11-38	.289	19-36	.528	24	34	58	3.2	28	0	16	19	5	18	96	5.3
11	Harris, Kain	17-0	250	14.7	20-81	.247	9-40	.225	12-15	.800	4	18	22	1.3	22	0	8	16	2	2	61	3.6
15	Smith, Ryan	18-17	224	12.4	19-38	.500	0-0	.000	9-14	.643	27	17	44	2.4	35	0	6	7	9	5	47	2.6
10	Julien, Von	18-11	319	17.7	15-50	.300	9-27	.333	2-2	1.000	4	18	22	1.2	27	0	33	20	0	9	41	2.3
23	Paul, Blake	18-0	227	12.6	12-27	.444	0-0	.000	12-20	.600	20	28	48	2.7	43	2	1	10	19	4	36	2.0
02	Oliver, Taron	9-0	65	7.2	7-21	.333	1-6	.167	1-3	.333	10	9	19	2.1	4	0	2	5	1	0	16	1.8
03	Mack, Kajon	2-0	16	8.0	0-4	.000	0-0	.000	0-2	.000	0	5	5	2.5	0	0	2	2	0	1	0	0.0
04	Conroy, Riley	3-0	4	1.3	0-3	.000	0-3	.000	0-0	.000	0	0	0	0.0	0	0	0	0	0	0	0	0.0
Team											31	20	51				6					
Total.....		18	3700		414-1100	.376	123-405	.304	216-311	.695	219	421	640	35.6	337	7	186	231	75	115	1167	64.8
Opponents.....		18	3700		476-1022	.466	111-290	.383	276-396	.697	178	510	688	38.2	304	-	222	230	73	127	1339	74.4

TEAM STATISTICS	TULANE	OPP	Date	Opponent	Score	Att.
SCORING	1167	1339	* 12/29/15	at Memphis	L 65-77	10721
Points per game	64.8	74.4	* 01/02/16	UCONN	L 67-75	2243
Scoring margin	-9.6	-	* 1/5/16	at Houston	L 45-63	3235
FIELD GOALS-ATT	414-1100	476-1022	* 01/10/16	TULSA	L 67-81	2234
Field goal pct	.376	.466	* 1/12/16	at USF	W 81-70	2657
3 POINT FG-ATT	123-405	111-290	* 1/17/16	SMU	L 45-60	3217
3-point FG pct	.304	.383	* 1/19/16	at UCONN	L 42-60	9516
3-pt FG made per game	6.8	6.2	* 01/24/16	at Cincinnati	L 75-97	9224
FREE THROWS-ATT	216-311	276-396	* 1/27/16	USF	L 60-73	2429
Free throw pct	.695	.697	* 01/30/16	at Tulsa	L 48-62	4926
F-Throws made per game	12.0	15.3	* 2/4/16	UCF	L 62-70	1174
REBOUNDS	640	688	* 02-10-16	at East Carolina	Wo3 100-92	3656
Rebounds per game	35.6	38.2	* 2/13/16	MEMPHIS	Wot 94-87	1793
Rebounding margin	-2.7	-	* 2/17/16	HOUSTON	L 69-82	1593
ASSISTS	186	222	* 2/24/16	ECU	L 73-79	1638
Assists per game	10.3	12.3	* 02/28/16	at SMU	L 53-74	6781
TURNOVERS	231	230	* 3/2/16	at UCF	L 65-73	3720
Turnovers per game	12.8	12.8	* 3/6/16	TEMPLE	L 56-64	1847
Turnover margin	-0.1	-				
Assist/turnover ratio	0.8	1.0				
STEALS	115	127				
Steals per game	6.4	7.1				
BLOCKS	75	73				
Blocks per game	4.2	4.1				
ATTENDANCE	18168	54436				
Home games-Avg/Game	9-2019	9-6048				
Neutral site-Avg/Game	-	0-0				

* - Conference game

Score by Periods	1st	2nd	OT	OT2	OT3	Totals
Tulane	526	598	21	7	15	1167
Opponents	646	665	14	7	7	1339

CAREER STATS

Conroy, Riley

Season	gp-gs	min/avg	Total		3-Point		F-Throws		Rebounds				Scoring							
			fg-fga	pct	fg-fga	pct	ft-fta	pct	off	def	tot	avg	pf	fo	ast	to	blk	stl	pts	avg
2015-16	8-0	16/2.0	0-6	.000	0-6	.000	0-0	.000	0	0	0	0.0	2	0	0	0	0	0	0	0
TOTAL	8-0	16/2.0	0-6	.000	0-6	.000	0-0	.000	0	0	0	0.0	2	0	0	0	0	0	0	

Dabney, Louis

Season	gp-gs	min/avg	Total		3-Point		F-Throws		Rebounds				Scoring							
			fg-fga	pct	fg-fga	pct	ft-fta	pct	off	def	tot	avg	pf	fo	ast	to	blk	stl	pts	avg
2012-13	34-1	222/6.5	20-70	.286	4-21	.190	30-35	.857	11	19	30	0.9	30	0	16	15	3	9	74	2.2
2013-14	33-33	1070/32.4	160-386	.415	29-103	.282	151-214	.706	33	103	136	4.1	97	2	66	80	3	41	500	15.2
2014-15	31-30	993/32.0	135-356	.379	61-164	.372	92-118	.780	20	81	101	3.3	64	1	46	50	1	35	423	13.6
2015-16	33-32	1088/33.0	153-413	.370	54-173	.312	114-144	.792	26	74	100	3.0	86	2	73	68	4	35	474	14.4
TOTAL	131-96	3373/25.7	468-1225	.382	148-461	.321	387-511	.757	90	277	367	2.8	277	5	201	213	11	120	1471	11.2

Frazier, Melvin

Season	gp-gs	min/avg	Total		3-Point		F-Throws		Rebounds				Scoring							
			fg-fga	pct	fg-fga	pct	ft-fta	pct	off	def	tot	avg	pf	fo	ast	to	blk	stl	pts	avg
2015-16	34-10	662/19.5	63-157	.401	18-63	.286	32-62	.516	41	66	107	3.1	49	0	24	38	9	31	176	5.2
TOTAL	34-10	662/19.5	63-157	.401	18-63	.286	32-62	.516	41	66	107	3.1	49	0	24	38	9	31	176	5.2

Harris, Kain

Season	gp-gs	min/avg	Total		3-Point		F-Throws		Rebounds				Scoring							
			fg-fga	pct	fg-fga	pct	ft-fta	pct	off	def	tot	avg	pf	fo	ast	to	blk	stl	pts	avg
2015-16	33-2	523/15.8	51-162	.315	24-84	.286	36-45	.800	7	41	48	1.5	54	2	12	22	4	4	162	4.9
TOTAL	33-2	523/15.8	51-162	.315	24-84	.286	36-45	.800	7	41	48	1.5	54	2	12	22	4	4	162	4.9

Jarreau, Jernard

Season	gp-gs	min/avg	Total		3-Point		F-Throws		Rebounds				Scoring							
			fg-fga	pct	fg-fga	pct	ft-fta	pct	off	def	tot	avg	pf	fo	ast	to	blk	stl	pts	avg
2015-16	18-11	402/22.3	51-113	.451	6-18	.333	29-52	.558	26	74	100	5.6	39	3	28	36	31	10	137	7.6
TOTAL	18-11	402/22.3	51-113	.451	6-18	.333	29-52	.558	26	74	100	5.6	39	3	28	36	31	10	137	7.6

Julien, Von

Season	gp-gs	min/avg	Total		3-Point		F-Throws		Rebounds				Scoring							
			fg-fga	pct	fg-fga	pct	ft-fta	pct	off	def	tot	avg	pf	fo	ast	to	blk	stl	pts	avg
2015-16	31-16	588/19.0	37-104	.356	13-48	.271	9-13	.692	5	36	41	1.3	49	0	67	33	0	16	96	3.1
TOTAL	31-16	588/19.0	37-104	.356	13-48	.271	9-13	.692	5	36	41	1.3	49	0	67	33	0	16	96	3.1

Mack, Kajon

Season	gp-gs	min/avg	Total		3-Point		F-Throws		Rebounds				Scoring							
			fg-fga	pct	fg-fga	pct	ft-fta	pct	off	def	tot	avg	pf	fo	ast	to	blk	stl	pts	avg
2012-13	29-7	284/9.8	28-66	.424	9-28	.321	12-15	.800	15	20	35	1.2	22	0	16	15	3	16	77	2.7
2014-15	31-1	439/14.2	39-93	.419	8-35	.229	15-20	.750	8	64	72	2.3	44	0	22	30	6	15	101	3.3
2015-16	5-0	51/10.2	4-15	.267	0-3	.000	0-3	.000	0	9	9	1.8	4	0	7	3	0	3	8	1.6
TOTAL	65-8	774/11.9	71-174	.408	17-66	.258	27-38	.711	23	93	116	1.8	70	0	45	48	9	34	186	2.9

Morgan, Malik

Season	gp-gs	min/avg	Total		3-Point		F-Throws		Rebounds				Scoring							
			fg-fga	pct	fg-fga	pct	ft-fta	pct	off	def	tot	avg	pf	fo	ast	to	blk	stl	pts	avg
2015-16	34-34	1075/31.6	154-365	.422	63-180	.350	44-69	.638	37	137	174	5.1	82	1	80	84	14	47	415	12.2
TOTAL	34-34	1075/31.6	154-365	.422	63-180	.350	44-69	.638	37	137	174	5.1	82	1	80	84	14	47	415	12.2

CAREER STATS

Oliver, Taron

Season	gp-gs	min/avg	Total		3-Point		F-Throws		Rebounds				pf	fo	ast	to	blk	stl	Scoring	
			fg-fga	pct	fg-fga	pct	ft-fa	pct	off	def	tot	avg							pts	avg
2015-16	17-0	101/5.9	16-41	.390	2-9	.222	2-5	.400	16	18	34	2.0	16	0	2	9	1	0	36	2.1
TOTAL	17-0	101/5.9	16-41	.390	2-9	.222	2-5	.400	16	18	34	2.0	16	0	2	9	1	0	36	2.1

Osetkowski, Dylan

Season	gp-gs	min/avg	Total		3-Point		F-Throws		Rebounds				pf	fo	ast	to	blk	stl	Scoring	
			fg-fga	pct	fg-fga	pct	ft-fa	pct	off	def	tot	avg							pts	avg
2014-15	31-4	687/22.2	77-152	.507	6-12	.500	34-71	.479	68	81	149	4.8	76	4	26	40	10	18	194	6.3
2015-16	34-34	1100/32.4	141-322	.438	12-45	.267	89-131	.679	90	192	282	8.3	76	0	53	76	18	41	383	11.3
TOTAL	65-38	1787/27.5	218-474	.460	18-57	.316	123-202	.609	158	273	431	6.6	152	4	79	116	28	59	577	8.9

Paul, Blake

Season	gp-gs	min/avg	Total		3-Point		F-Throws		Rebounds				pf	fo	ast	to	blk	stl	Scoring	
			fg-fga	pct	fg-fga	pct	ft-fa	pct	off	def	tot	avg							pts	avg
2015-16	33-0	368/11.2	29-53	.547	0-0	.000	17-30	.567	35	46	81	2.5	71	2	2	20	30	5	75	2.3
TOTAL	33-0	368/11.2	29-53	.547	0-0	.000	17-30	.567	35	46	81	2.5	71	2	2	20	30	5	75	2.3

Reynolds, Cameron

Season	gp-gs	min/avg	Total		3-Point		F-Throws		Rebounds				pf	fo	ast	to	blk	stl	Scoring	
			fg-fga	pct	fg-fga	pct	ft-fa	pct	off	def	tot	avg							pts	avg
2013-14	34-1	603/17.7	40-153	.261	25-96	.260	25-46	.543	11	59	70	2.1	51	1	16	25	6	10	130	3.8
2014-15	9-0	119/13.2	21-47	.447	5-17	.294	0-4	.000	8	18	26	2.9	16	0	11	6	0	4	47	5.2
2015-16	30-8	617/20.6	73-209	.349	24-90	.267	28-34	.824	29	74	103	3.4	66	2	17	38	7	18	198	6.6
TOTAL	73-9	1339/18.3	134-409	.328	54-203	.266	53-84	.631	48	151	199	2.7	133	3	44	69	13	32	375	5.1

Smith, Ryan

Season	gp-gs	min/avg	Total		3-Point		F-Throws		Rebounds				pf	fo	ast	to	blk	stl	Scoring	
			fg-fga	pct	fg-fga	pct	ft-fa	pct	off	def	tot	avg							pts	avg
2013-14	26-3	189/7.3	8-16	.500	0-0	.000	1-10	.100	12	21	33	1.3	49	1	1	12	14	1	17	0.7
2014-15	31-27	320/10.3	32-64	.500	0-1	.000	9-22	.409	24	42	66	2.1	60	1	2	22	11	5	73	2.4
2015-16	33-23	359/10.9	30-61	.492	0-0	.000	20-33	.606	43	32	75	2.3	55	0	7	12	13	8	80	2.4
TOTAL	90-53	868/9.6	70-141	.496	0-1	.000	30-65	.462	79	95	174	1.9	164	2	10	46	38	14	170	1.9


TV CHART



2
JACKSON JOHNSON
G • 5-10 • 170 • SO
PONTE VEDRA BEACH, FLA.



3
RAY ONA EMBO
G • 6-5 • 185 • FR
LOGNES, FRANCE



4
RILEY CONROY
G • 5-11 • 175 • R-SO
NEW ORLEANS



5
CAMERON REYNOLDS
G • 6-7 • 215 • R-JR
PEARLAND, TEXAS




10
VON JULIEN
G • 6-1 • 160 • SO
RESERVE, LA.



11
KAIN HARRIS
G • 6-4 • 210 • SO
CHICAGO




13
MALIK MORGAN
G • 6-4 • 205 • R-SR
RIVER RIDGE, LA.




12
SAMMIS REYES
F • 6-7 • 240 • SO
SANTIAGO, CHILE



14
COLIN SLATER
G • 6-0 • 185 • FR
NEW ORLEANS



15
RYAN SMITH
C • 6-11 • 250 • SR
WILDOMAR, CALIF.



22
DARIAN JONES
F • 6-8 • 185 • FR
BRUSLY, LA.



23
BLAKE PAUL
F • 6-9 • 230 • SO
NEW ORLEANS, LA.



35
MELVIN FRAZIER
G • 6-5 • 200 • SO
AVONDALE, LA.



30
BERNARD WOODSIDE
G • 6-2 • 185 • SO
TAMPA, FLA.



MIKE DUNLEAVY, SR.
HEAD COACH
FIRST SEASON




DOUG STEWART
ASSOCIATE HEAD COACH
FIRST SEASON



RAMAN SPOSATO
ASSISTANT COACH
FIRST SEASON



ANTHONY WILKINS
ASSISTANT COACH
FOURTH SEASON



DONALD REYES
DIRECTOR OF
BASKETBALL OPERATIONS
THIRD SEASON



TONY CHILES
DIRECTOR OF STUDENT-
ATHLETE DEVELOPMENT
FIRST SEASON