



TULANE FOOTBALL

2016 GAME NOTES



Tulane Athletics Communications

James W. Wilson Jr. Center | Ben Weiner Drive | New Orleans, LA 70118
TulaneGreenWave.com | Facebook: Tulane Football | Twitter: @GreenWaveFB & @CoachWEFritz
Contact: Scottie Rodgers • 504-491-7610 (cell) • srodger1@tulane.edu

Game 8

TULANE (3-4, 0-3 The American) vs. SMU (3-4, 1-2 The American)



Oct. 29, 2016 • 3 p.m. (CST)/4 p.m. (EST) • Broadcast: ESPNews
Yulman Stadium (30,000) • New Orleans, La.



GAME INFORMATION

Broadcast: ESPNews

Talent: Dave Lamont (play-by-play),
Brian Kinchen (analyst)

Radio: Fox Sports AM 1280 New Orleans

Talent: Todd Graffagnini (play-by-play),
Steve Barrios (analyst), Gus Kattengell (sideline)

Mobile App: TuneIn App

Live Stats: TulaneGreenWave.com

Twitter Updates: @GreenWaveFB

The Series: Tulane leads, 13-9

New Orleans: Tulane leads, 8-4

Dallas: Tied, 5-5

First Meeting: Oct. 23, 1943

Tulane 12, SMU 6 | New Orleans, La.

Last Meeting: Nov. 21, 2015

SMU 49, Tulane 21 | Dallas, Texas

Streak: SMU W1

Tulane (3-4, 0-3 The American | West)

Rankings: None

Head Coach: Willie Fritz (Pittsburg State, 1983)

Career Record : 196-78-1/24th year

Tulane Record: 3-4/1st Year

Record vs. SMU: 0-0

SMU (3-4, 1-2 The American | West)

Rankings: RV (Associated Press Poll)

Head Coach: Chad Morris (Texas A&M, 1992)

Career Record: 5-14/2nd year

SMU Record: Same

Record vs. Tulane: 1-0

Tulane Coaching Staff

On the Field:

| | |
|-----------------|---------------------------------|
| Willie Fritz | Head Coach |
| Alex Atkins | Asst. Head Coach/Offensive Line |
| Doug Ruse | Offensive Coordinator/QBs |
| Jamaal Fobbs | Running Backs |
| Kevin Peoples | Defensive Line |
| Michael Mutz | Linebackers |
| Jeff Conway | Wide Receivers |
| Chris Hampton | Defensive Backs |
| Derrick Sherman | Offensive Assistant |
| Johnny Jernigan | Defensive Assistant |
| Chris Couch | Special Teams Assistant |
| Jordy Joseph | Offensive GA |

In the Press Box:

| | |
|----------------|--------------------------------|
| Jack Curtis | Defensive Coordinator/Safeties |
| Slade Nagle | Tight Ends |
| Brandon Bailey | Defensive GA |
| Mack Helms | Offensive GA |
| Walker Ashburn | Defensive GA |

STORYLINES

- Tulane (3-4, 0-3 American Athletic Conference | West) takes on SMU (3-4, 1-2 The American | West) in a mid-afternoon matinee as a part of homecoming festivities on the Uptown campus.

- The Green Wave are looking for their first homecoming win at Yulman Stadium, having lost to Memphis in 2014 (38-7 on Nov. 15) and UConn in 2015 (7-3 on Nov. 5).

- Tulane's last triumph on homecoming was a 24-21 victory over North Texas on Oct. 5, 2013.

- The Green Wave have been the visitor on homecoming twice (UMass and Tulsa) so far this season and are Houston's homecoming opponent on Nov. 12.

- Tulane is seeking to move above .500 at home for first time since 2013 and just the second time since 2004. The Wave were 4-2 in 2004 and 5-1 in 2013 at home.

- Head coach **Willie Fritz** is looking for his first conference win leading the Olive and Blue. He was 14-2 in conference play in the Sun Belt with Georgia Southern.

- The defense remains the calling card for the Green Wave through the first seven games. In addition to being ranked second in the nation in fumble recoveries with 11, Tulane enters the week ranked tied for fourth in the nation in turnover margin (+9, 1.29 per game).

- The Green Wave's defense is ranked third in The American and 34th in the nation in total defense (358.6 yards per game).

- The trio of senior nickelback **Richard Allen**, redshirt junior defensive end **Ade Aruna** and redshirt sophomore defensive end **Peter Woullard** are tied for ninth in the nation in fumble recoveries with two each.

- Offensively, Tulane has rushed for 240 or more yards as a team four times so far this season - 437 vs. Southern, 240 vs. Navy, 280 at UMass and 355 at Tulsa.

- The Green Wave's triple-option ground attack features the running back trio of junior **Dontrell Hilliard** (529 yards, 7 TDs) and redshirt seniors **Josh Rounds** (465 yards, 5 TDs) and **Lazedrick Thompson** (288 yards, 4 TDs).

2016 SCHEDULE / RESULTS

| | | | |
|--|-----------------------------------------------------------------------------------------|--------------------------------------|------------------------|
| | Sept. 1 at Wake Forest (Thursday) | ACCN EXTRA/ESPN3 | L, 7-3 |
| | BB&T Field Winston-Salem, N.C. Series History: Tulane leads, 2-1 | | |
| | Sept. 10 SOUTHERN | ESPN3 | W, 66-21 |
| | Yulman Stadium New Orleans, La. Series History: Tulane leads, 2-0 | | |
| | Sept. 17 NAVY* | American Sports Network/ESPN3 | L, 21-14 |
| | Yulman Stadium New Orleans, La. Series History: Tulane leads, 11-9-1 | | |
| | Sept. 24 UL LAFAYETTE | ESPN3 | W, 41-39 (4 OT) |
| | Yulman Stadium New Orleans, La. Series History: Tulane leads, 22-6 | | |
| | Oct. 1 at UMass | American Sports Network/ESPN3 | W, 31-24 |
| | McGuirk Alumni Stadium Amherst, Mass. Series History: Tulane leads, 1-0 | | |
| | Oct. 14 MEMPHIS* | ESPNU | L, 24-14 |
| | Yulman Stadium New Orleans, La. Series History: Memphis leads, 21-11-1 | | |
| | Oct. 22 at Tulsa | ESPNU | L, 50-27 |
| | H.A. Chapman Stadium Tulsa, Okla. Series History: Tulsa leads, 11-2 | | |
| | Oct. 29 SMU* (Homecoming) | ESPNews | 3 PM CT |
| | Yulman Stadium New Orleans, La. Series History: Tulane leads, 13-9 | | |
| | Nov. 5 at UCF* | ESPN3 | 4 PM CT |
| | Bright House Networks Stadium Orlando, Fla. Series History: UCF leads, 5-2 | | |
| | Nov. 12 at Houston* | TBA | TBA |
| | TDECU Stadium Houston, Texas Series History: Houston leads, 15-5 | | |
| | Nov. 19 TEMPLE* | TBA | TBA |
| | Yulman Stadium New Orleans, La. Series History: Temple leads, 2-1 | | |
| | Nov. 26 at UConn* | TBA | TBA |
| | Pratt & Whitney Stadium at Rentschler Field Storrs, Conn. Series History: Tied, 1-1 | | |



Tulane Football



@GreenWaveFB / @CoachWEFritz



TulaneGreenWave.com



Green Wave Game Notes

Media Information

POSTGAME POLICIES

For home games, Tulane's postgame interviews takes place in the squad room, located on the second floor of the James W. Wilson Athletics Center. Media can access the squad room through the west rear entrance of the Wilson Center. The visitor's locker room is located at the northwest end of Yulman Stadium. The athletics communications contact of the visiting school will establish admittance policies to the visiting locker room.

Head coach **Willie Fritz** and requested players will be available postgame approximately 10 minutes after each game. Tulane's locker room is closed.

RELEASE INFORMATION

Releases are distributed via e-mail to the media and are also available on TulaneGreenWave.com. Stats are available via e-mail or the website. Requests for this information can be made by contacting **Scottie Rodgers**, Associate Athletics Director, Strategic Communications at (504) 491-7610 or by email at srodger1@tulane.edu.

INTERVIEW REQUESTS

All interview requests for student-athletes, coaches and administrators should be made with **Scottie Rodgers**.

WEEKLY NEWS CONFERENCE

The Tulane football weekly news conference with head coach **Willie Fritz** takes place on Tuesdays throughout the season at 1 p.m. in the Jill H. and Avram A. Glazer Family Club in Yulman Stadium.

THE WILLIE FRITZ RADIO SHOW

Willie Fritz' Radio Show takes place on Wednesdays throughout the season at Manning's (519 Fulton St.) from 7-8 p.m. The show is hosted by **Todd Graffagnini** on Tulane's flagship station, Fox Sports AM 1280 New Orleans.

The show features a call-in format and fans are also urged to submit questions via [@GreenWaveFB](https://twitter.com/GreenWaveFB) on Twitter. The call-in number is **1-855-325-7877**.

TULANE FOOTBALL WITH HEAD COACH WILLIE FRITZ

Inside Tulane Football with Head Coach **Willie Fritz** airs Sundays at 11:30 p.m. throughout the season on WWL-TV.

2016 RADIO NETWORK AFFILIATES

| | |
|---------------------|--------------------------|
| *Fox Sports 1280 AM | New Orleans, La. |
| KANE 1240 AM | New Iberia, La. |
| KXZZ 1580 AM | Lake Charles, La. |
| KKGB 101.3 FM | Lake Charles, La. |
| KMLB 540 AM | Monroe, La. |
| WSLA 1560 AM | Slidell/New Orleans, La. |
| WRBH 88.3 FM | New Orleans, La. |

*Flagship station

COLLEGE PRESS BOX.COM

CollegePressBox.com is the official media website for American Athletic Conference football and the media home for information on every Division I team and conference. Access and download weekly game notes, quotes, statistics, media guides, photos and more for the conference and each of its 12 member schools throughout the season. Login information will be distributed to accredited media or you can apply for a password by sending an e-mail to password@collegepressbox.com.

SERIES NOTES:

- Saturday's game marks the 23rd meeting between Tulane and SMU with the Green Wave holding a 13-9 series advantage. The Mustangs have won four of the last five matchups in the series.
- Tulane holds a 8-4 record at home against SMU, including the last time the two teams met in New Orleans - a 27-26 victory on Oct. 13, 2012 as then members of Conference USA.

SCOUTING THE MUSTANGS:

- SMU (3-4, 1-2 The American | West) is coming off a 38-16 upset victory over then No. 11/11 Houston on Oct. 22.
- It was the Mustangs' first win over a team ranked No. 11 or higher since Jan. 1, 1983 (a 7-3 win vs. No. 6 Pittsburgh in the Cotton Bowl) and their first win over a ranked team since Oct. 1, 2011 (a 40-33 overtime win at No. 20 TCU).
- SMU received one vote in this week's Associated Press Top 25 Poll.
- Redshirt freshman quarterback **Ben Hicks** threw for a career-high three touchdowns in the win over Houston. He has not thrown an interception in his last two games.

TULANE VS. THE AMERICAN:

- Saturday's game vs. SMU marks the school's 20th game in football as a member of the American Athletic Conference. The Green Wave hold a 3-16 record for their first two-plus seasons in the conference.
- Tulane's last victory over a conference opponent was a 45-31 win over UCF on Oct. 3, 2015.

WHO TO WATCH:

- 2014 First-Team Freshman All-America cornerback **Parry Nickerson**, who grabbed six interceptions to lead the nation among rookies, returns to anchor Tulane's defensive backfield.
- Two First-Team American Athletic Conference honorees from a year ago are back with the Green Wave for their senior seasons in linebacker **Nico Marley** and defensive tackle **Tanzel Smart**.
- Prior to the season, several Green Wave were named to preseason watch lists: Smart (Outland Trophy, Bednarik Award and Senior Bowl), junior running back **Dontrell Hilliard** (Doak Walker Award), senior tight end **Marshall Wadleigh** (Wuerffel Trophy) and senior offensive lineman **Chris Taylor** (Outland Trophy).

WELCOME BACK:

- Back on the field for the Green Wave this season are redshirt senior offensive lineman **Kenneth Santa Marina** and redshirt junior tight end **Sergio Medina**, both of whom redshirted the entire 2015 season. Redshirt sophomore wide receiver **Terren Encalade** also returns after missing the final 10 games of the season and also earning a redshirt.

NEW NUMBERS:

- A handful of Tulane players switched numbers in the offseason.
- Senior linebacker **Nico Marley** changed from 20 to 2.
- Sophomore punter **Enrique Carresquero** changed from 96 to 41.
- Junior deep snapper **Aaron Golub** changed from 98 to 96.

Tulane Strategic Communications

SCOTTIE RODGERS

Cell: 504-491-7610 • srodger1@tulane.edu

Associate AD/Primary Football Contact

JOSH BATES

Cell: 504-355-6283 • jbates3@tulane.edu

Assistant Director/Secondary Football Contact

KAITLIN MAHEU

Cell: 225-205-9988 • kmaheu@tulane.edu

Graduate Assistant

NEW POSITIONS:

- In addition to the few players who switched numbers this offseason, a few also switched positions.
- Junior **Trey Camissa** moved from the defensive line to tight end.
- Redshirt junior **Tristan Cooper** moved from defensive back to wide receiver.
- Redshirt junior **Jarrold Franklin** moved from linebacker to safety.
- Redshirt junior **Sergio Medina** moved from running back to tight end. Medina started his career at Tulane as a linebacker.
- Junior **Trey Scott** moved from tight end to wide receiver.
- Senior **Marshall Wadleigh** moved from running back to tight end.

A WHOLE NEW STAFF (ALMOST):

- Upon **Willie Fritz**' arrival at Tulane, the coaching staff went through radical changes, but two names may ring a bell. **Walker Ashburn** returns for his second season as a defensive graduate assistant, remaining as the only holdover from **Curtis Johnson**'s staff. Additionally, **Jordy Joseph** joined the staff as an offensive graduate assistant after playing quarterback for the Green Wave from 2011-15.

THE STATE OF TULANE:

- The 2016 roster features 53 players from the state of Louisiana, including 32 players from the Greater New Orleans area. Florida has the second-most players represented on the roster with 10.
- The 2015 roster boasted 66 players from the Pelican State.

LONG DRIVES:

- Tulane's offense has put together some long drives already this season. Only one drive of 70 yards or more did not result in points. And of those that resulted in points, only one was not a touchdown. Here's a look at the Green Wave's drives of 70 yards or more in 2016:

| Game | Plays | Yards | Time of Possession | Result |
|--------------|-------|-------|--------------------|------------|
| Wake Forest | 11 | 71 | 5:55 | Downs |
| Southern | 4 | 80 | 1:09 | Touchdown |
| | 6 | 76 | 2:28 | Touchdown |
| Navy | 8 | 75 | 4:06 | Touchdown |
| | 9 | 76 | 4:27 | Touchdown |
| UL Lafayette | 5 | 75 | 2:11 | Touchdown |
| UMass | 10 | 75 | 4:29 | Touchdown |
| | 20* | 85 | 8:32* | Field Goal |
| | 7 | 84 | 3:35 | Touchdown |
| | 8 | 75 | 4:05 | Touchdown |
| Memphis | 9 | 80 | 2:56 | Touchdown |
| Tulsa | 9 | 70 | 3:04 | Touchdown |
| | 5 | 90* | 2:12 | Touchdown |

*Season long

OFFENSIVE NOTES:

- Tulane is averaging 4.9 yards per rush and 12.7 yards per pass completion.
- The Green Wave's triple-option ground attack enters the week ranked third in The American and 16th in the nation in rushing offense at 251.0 yards per game.
- A new dynamic duo has emerged with the Green Wave this season between two redshirt sophomores, quarterback **Glen Cuiellette** and wide receiver **Terren Encalade**. The former roommates from freshman year have reconnected on the field over team's last four games.
- Cuiellette has thrown for six scores so far this season and four of them have been to Encalade. Three of those came in the four-overtime thriller against UL Lafayette on connections of 34, 25 and 7 yards. The fourth was a 36-yarder in the win at UMass.

DEFENSIVE NOTES:

- Tulane has earned an interception in three of its last four games and in four of its seven games this season.
- The Green Wave have logged a forced fumble and fumble recovery in the same game in five of seven games and at least one fumble recovery in six straight games.
- Tulane's 11 fumble recoveries are second in the nation only one behind Washington's 12.

MAN IN THE MIDDLE:

- The anchor of Tulane's defensive unit is senior defensive tackle **Tanzel Smart**. He has been a constant for the Green Wave, having started on the defensive front in 31 straight games.
- Smart rarely comes off the field on defense and contributes on special teams as well. In the UL Lafayette game, Smart played 100 defensive snaps in the four-overtime thriller.

HOLDING THE CORNER:

- Redshirt junior cornerback **Parry Nickerson** is picking up where he left off in 2014 with two interceptions so far this season.
- Nickerson enters the week ranked tied for third in the nation with 1.6 total passes defended per game with five others. He has recorded 11 total passes defended (nine pass breakups and two interceptions).
- Nickerson enters the week ranked tied for 74th nationally with his two picks and is second in the nation in interception return yards (133) behind Western Michigan's **Darius Phillips** who has 155 interception return yards from his two interceptions.
- His 96-yard interception return for a touchdown vs. Southern was the first pick-six of his collegiate career.

HONORS:

- Redshirt junior RB **Sherman Badie** was named American Athletic Conference Special Teams Player of the Week on Sept. 12 for his performance in the win over Southern. Badie had 175 all-purpose yards, including 135 on kickoff returns highlighted by an 86-yard kickoff return for a touchdown.
- Redshirt junior CB **Parry Nickerson** was named HERO Sports' Football Bowl Subdivision Defensive HERO of the Week on Sept. 14 for his 96-yard interception return for a touchdown in the win over Southern.
- Junior PK **Andrew DiRocco** was named Special Teams Player of the Week by the American Athletic Conference and Louisiana Sports Writers Association and one of three Stars of the Week by the Lou Groza Collegiate Placekicker Award on Sept. 26 for making a career-high four field goals, including a career-high 48 yarder, and connecting on all three PAT attempts in the win over UL Lafayette.
- Senior LB **Nico Marley** was named Co-Defensive Player of the Week recognition by the Louisiana Sports Writers Association on Sept. 26 for 11-tackle effort to go along with 1.0 sacks, 3.0 tackles for loss and one forced fumble in the win over UL Lafayette.
- Senior DT **Tanzel Smart** was ranked No. 171 on 247Sports.com's midseason college top 247 list, released on Oct. 19.

TULANE IN THE NFL:

- A total of 10 former Tulane players are currently on NFL teams with nine on active rosters – **Orleans Darkwa** (RB, New York Giants), **Lorenzo Doss** (CB, Denver Broncos), **Matt Forte** (RB, New York Jets), **Ryan Grant** (WR, Washington Redskins), **Ryan Griffin** (QB, Tampa Bay Buccaneers), **Rob Kelley** (RB, Washington Redskins), **Dezman Moses** (LB, Kansas City Chiefs), **Cairo Santos** (PK, Kansas City Chiefs) and **Julius Warmesley** (DE, Miami Dolphins) – and one on a practice squad – **Taurean Nixon** (CB, Denver Broncos).



Green Wave Game Notes

GAME-BY-GAME NOTES:

Tulsa

- Tulsa's 50 points marked the most scored against the Green Wave since Georgia Tech scored 65 in Atlanta on Sept. 12, 2015.
- The Golden Hurricane's 566 total yards was the most against the Green Wave since SMU tallied 518 on Nov. 21, 2015.
- RB **Dontrell Hilliard** scored his sixth and seventh touchdowns of the season, and 15th and 16th of his career. It marked his fourth career multi-touchdown game. Hilliard rushed for a career high 124 yards, averaging 10.3 yards per carry, topping his previous high of 123 set against Cincinnati on Oct. 31, 2014.
- RB **Josh Rounds** ran for a career-high 166 yards on 15 carries, averaging 11.1 yards per carry. Rounds' 166 rushing yards was the first time a Green Wave player carried the ball over 150 yards since **Sherman Badie** recorded 215 rushing yards at Tulsa on Aug. 28, 2014. His fourth quarter touchdown marked his fifth rushing touchdown of the season and sixth of his career.
- The performance between Hilliard and Rounds marked the second game this season the Green Wave had two players with 100+ rushing yards – previously achieved vs Southern on Sept. 10.
- RB **Lazedrick Thompson** recorded a season long 41-yard carry in the third quarter, topping his previous high of 36 yards. Thompson finished with 66 yards on seven RB. Thompson's third quarter touchdown carry was his fourth of the season and ninth of his career.
- Tulane had three running backs (Hilliard, Rounds and Thompson) rush for touchdowns for the third time this season, last achieved at UMass on Oct. 1.
- LB **Rae Juan Marbley** bested his previous high of six tackles with a career-best 11 tackles this afternoon, of which nine occurred in the first half.
- DE **Robert Kennedy** finished with a career-best 10 tackles.
- P **Zachary Block**'s first four punts of the game went 58, 53, 56, and 50 yards. Block finished with an average of 45.7 yards on seven punts.
- WR **Darnell Mooney** and WR **Terren Encalade** each recorded a reception. The duo now have receptions in four straight games.
- NB **Richard Allen** earned his second fumble recovery of the season and third of his career after a Tulsa muffed punt in the opening minutes of the third quarter.
- Tulsa blocked a 41-yard field goal attempt by PK **Andrew DiRocco** to end the first half. It marked the first blocked field goal against Tulane since SMU in Dallas on Nov. 21, 2015.
- WR **Larry Dace** grabbed his first reception since the season opener at Wake Forest on Sept. 1.
- DT **Tanzel Smart** carried out the No. 18 Flag in honor of former Green Wave player **Devon Walker**.
- Game captains were Allen, Marbley, redshirt senior WR **Devon Breaux** and redshirt sophomore QB **Glen Cuiellette**.

Memphis

- Tulane held its opponent to a field goal or less in the first quarter four times through its first six games.
- A first-quarter sack on Memphis's opening drive was DE **Ade Aruna**'s second on the season and sixth of his career.
- In the first quarter, CB **Parry Nickerson** notched both a forced fumble and fumble recovery on the same play, resulting in his first on the season and third in his career in both categories.
- In just the first half, Nickerson matched his career high of three pass breakups, a record set at Wake Forest on Sept. 1.
- TE **Kendall Ardoin** notched his first touchdown of the year and the third of his career in the second quarter on a 20-yard pass, the longest reception of his career.

- The touchdown to Ardoin was the sixth career passing touchdown for QB **Glen Cuiellette**, who has now thrown touchdown passes in three straight games.
- Cuiellette scored his first career rushing touchdown on a two-yard carry with 0:47 left in the game.
- WR **Darnell Mooney** and WR **Terren Encalade** have receptions in three straight games.
- NT **Sean Wilson** recorded the first multi-sack game of his career with his second and third sacks of the season.
- NB **Richard Allen** grabbed his first career interception in the third quarter.
- LB **Rae Juan Marbley** tied a career high in tackles with six, dating back to the UConn game last November.
- P **Zachary Block** booted a career-long, 59-yard punt in the fourth quarter.
- LB **Nico Marley** forced his second fumble of the season and fifth of his career in the fourth quarter. The ball was recovered by Aruna for his second career fumble recovery.
- DT **Eldrick Washington** carried out the No. 18 Flag in honor of former Green Wave player **Devon Walker**.
- Game captains were Encalade, Wilson, redshirt senior OT **Todd Jacquet** and senior LB **Casey Spinelli**.

UMass

- Trailing 14-0, Tulane scored 24 unanswered points to eventually claim the 31-24 victory. It marked the biggest come-from-behind win for the Wave in the post-Katrina era, previously topping the 17-16 victory at Army, down 10-0, on Oct. 3, 2009.
- The Green Wave move to above .500 through the first five games of a season for the first time since 2013 and just the fourth time since the 2000 season (2000, 2003, 2013, 2016).
- With a 3-1 non-conference record, it marks the Wave's the first winning non-conference record since finishing 2-1 in 2004 and most non-conference wins since going 5-0 in 1998.
- Tulane's victory at UMass was their first win this season when trailing at half.
- The win at UMass was the first road victory since a 34-31 triumph at Army on Nov. 14, 2015.
- Tulane recorded its longest scoring drive of the season in plays and time of possession, when PK **Andrew DiRocco** connected on a 22-yard field goal in the second quarter. Wave went 85 yards in 20 plays, spanning 8:32.
- RB **Dontrell Hilliard**'s first quarter 11-yard touchdown run was his fifth rushing touchdown of the season and 14th of his career.
- FS **Jarrold Franklin** recorded his second interception of his career and first of 2016 in the second quarter off a 28-yard pass in Tulane's own territory.
- On UMass' opening drive of the third quarter, DT **Tanzel Smart** recorded his first forced fumble of 2016 and the third of his career. Franklin then earned his first fumble recovery of the season and second of his career.
- QB **Glenn Cuiellette**'s 36-yard touchdown pass to WR **Terren Encalade** in the third quarter respectively marked a career long pass and reception for the duo. It also marked Cuiellette's fifth touchdown pass this season and Encalade's fourth touchdown reception.
- Encalade set a new career high in receiving yards with 125. Also tied his career high in receptions with seven – thus marking the second straight week with seven receptions.
- Tulane's third-quarter touchdown drive, which began from a forced fumble recovery, marked the fourth touchdown this season resulting from a defensive takeaway from the previous drive.

- RB **Lazedrick Thompson**'s 19-yard touchdown run in the third quarter marked his third rushing touchdown of the season and eighth of his career. The 19-yard carry also marked a new season long.

- The Green Wave went 3-for-4 on fourth down conversions, successfully achieving a conversion in each the first and second quarter. Tulane moves to 9-for-16 on fourth downs this season.

- WR **Chris Johnson** recorded his first career collegiate catch late in the fourth quarter, reeling in an 18-yard reception.

- RB **Josh Rounds**' 10-yard touchdown run in the fourth quarter was his fourth rushing touchdown of the season and fifth of his career. Also earned a season best in carries (16) and yardage (77).

- With rushing touchdowns from Rounds, Thompson and Hilliard, it marked the second time this season that trio all recorded a rushing touchdown in a game, previously achieving the feat against Southern on Sept. 10.

- WR **Darnell Mooney** tied his career high in receptions with three. Mooney netted three in the quadruple overtime victory over UL Lafayette.

- CB **Donnie Lewis, Jr.** carried out the No. 18 Flag in honor of former Green Wave player **Devon Walker**.

- Game captains were Hillard, senior NB **Richard Allen**, redshirt junior DE **Ade Aruna** and redshirt sophomore TE **Kendall Ardoin**.

UL Lafayette

- The game marked the first four-overtime game in program histories for both teams.

- It was the first overtime game ever played in Yulman Stadium.

It was the first overtime game this season and the first overtime game for Tulane since 38-31 loss in double overtime to Tulsa on Aug. 28, 2014.

- It was the first overtime win since topping East Carolina 36-33 in three overtimes on Oct. 12, 2013.

- Tulane scored all four of its touchdowns in the air after entering the game without a passing touchdown this season.

- The Green Wave tallied 11 tackles for loss in the game, hitting double-digits in the category for the first time since making 10 at Army in 2015.

- QB **Glen Cuiellette** threw four touchdown passes for the first time since **Jordy Joseph** completed the 2015 season with with four touchdown passes against Tulsa. Cuiellette had a career day throwing for 165 yards and four touchdowns.

- WR **Terren Encalade** was the first player to catch three touchdown passes in a game since **Roydell Williams** did so against UAB on Oct. 23, 2004.

- Encalade and Cuiellette combined for their first career touchdown, as the 34-yard pass was the first passing touchdown for Cuiellette and the catch was Encalade's first scoring catch.

- Encalade posted his first 100-yard receiving game with 103 yards. He also set career highs with three touchdown receptions, two of which came in overtime, and seven receptions.

- LB **Nico Marley** made 11 tackles in the game, reaching double figures in the category for the eighth time in his career. Marley's first-quarter sack was the third of the season. He has 6.5 in his career.

- DT **Tanzel Smart** finished the game with a career-best 10 tackles, his first game with double-digit tackles.

- DE **Peter Woullard** recovered the second fumble of his career, making it back-to-back games with a fumble recovery. Woullard made it back-to-back games with a sack, as well, and he has two in his career. He made the start at defensive end, the first start of his career.

- DE **Quinlan Carroll** finished with a career-high six tackles and made the first sack of his career in the second quarter, he made it the first multi-sack game of his career with another to start the fourth quarter.

- Tulane tallied four sacks (Marley, Carroll, Smart and Woullard) in the first half topping its previous single-game season high of three. The Green Wave entered the game with five sacks on the year and finished with five sacks in the game.

- PK **Andrew DiRocco** made a career-high four field goals, hitting a career-long 48-yarder to force a fourth overtime. He also connected from 22, 35 and 20 yards. DiRocco's four field goals was the first time a Tulane player has hit four since **Cairo Santos** made four against East Carolina on Oct. 12, 2013.

- Tulane allowed a blocked punt for the first time since the Army game in 2015 when P **Zachary Block**'s punt was blocked in the third quarter.

- NB **Richard Allen** recovered a fumble for the first time this season as he fell on a muffed punt in the third quarter.

- WR **Darnell Mooney** recorded his first collegiate stats as he had a four-yard rush in the second quarter and 19-yard reception in the fourth. He also scored the first touchdown of his career, grabbing 25-yard pass in the second overtime.

- CB **Parry Nickerson** made his second interception of the season in the second quarter.

- CB **Donnie Lewis, Jr.** finished with a career-best eight tackles. He made the first interception of his career in the second quarter, returning it 12 yards.

- QB **Johnathan Brantley** made his second-straight start at quarterback.

- Marley carried out the No. 18 Flag in honor of former Green Wave player **Devon Walker**.

- Game captains were Encalade, Smart, RT **John Leglue** and SS **Roderic Teamer**.

Navy

- Tulane held Navy scoreless in the first quarter, marking the second time this season (at Wake Forest) that the Green Wave have not allowed their opponent to score in the opening quarter.

- For the first time in his head coaching career, **Willie Fritz** lost a game when his team was +2 or better in turnover margin.

- LB **Nico Marley** notched the first game of his career with multiple sacks finishing with two against Navy for 13 yards lost. Marley's 14 tackles made it the seventh game of his career with 10+ tackles.

- RB **Josh Rounds** scored Tulane's first touchdown, totaling 52 yards on five carries on the scoring drive.

- DE **Peter Woullard** recorded his first career sack. He entered the game with one career tackle and finished the Navy game with five. Woullard's fourth quarter fumble recovery was the first of his career.

- FS **Jarrold Franklin** forced a fumble for the first time this season. On the same play, DE **Ade Aruna** recovered a fumble for the first time in his career.

- SS **Roderic Teamer** made a career-high eight tackles.

- CB **Donnie Lewis, Jr.**, tallied multiple pass breakups in a game for the second time in his career.

- QB **Johnathan Brantley**, NT **Braynon Edwards** and DT **Eldrick Washington** and DE **Quinlan Carroll** all made their first career starts.

- DT **Tanzel Smart** carried out the No. 18 Flag in honor of former Green Wave player **Devon Walker**.

- Game captains were seniors Marley, Rounds, redshirt senior LT **Todd Jacquet** and senior TE **Marshall Wadleigh**.

Southern

- The win over Southern marked Tulane's first victory in a home opener since defeating Jackson State, 34-7, on Aug. 31, 2013.

- The Green Wave have scored 30 or more points in three of its last five games with two resulting in wins – 34-31 at Army on Nov. 14, 2015 and 66-21 vs. Southern on Sept. 10, 2016.



Green Wave Game Notes

- The last time Tulane scored 60+ points in a game was 63 against Louisiana Tech on Nov. 26, 1998.
- The last time Tulane scored 40+ points in a home opener was a 47-33 victory over Southeastern Louisiana on Sept. 3, 2011.
- Tulane's 66 points scored are the most in Yulman Stadium history, topping the 45 points scored by Tulane vs. UCF on Oct. 3, 2015 and the 45 points scored by Tulsa vs. Tulane on Nov. 17, 2015.
- Tulane's 437 total rushing yards mark the first time the Green Wave have rushed for more than 400 yards since totaling 407 against VMI on Sept. 29, 1973. The 437 yards rank as the third-highest, single-game total in program history.
- The one-yard, first-quarter touchdown run by RB **Dontrell Hilliard** marked the third-consecutive game in which Tulane scored on the opening drive.
- DT **Tanzel Smart**'s first-quarter fumble recovery was the second of his career with the other one coming at Georgia Tech on Sept. 12, 2015.
- LB **Nico Marley**'s first-quarter interception was the fourth of his career. Marley snared one interception in each of his first three seasons.
- Hilliard recorded the third multi-touchdown game of his career (two vs. Maine on Sept. 19, 2015 and two at Memphis on Oct. 31, 2015) and his first game with three touchdowns.
- Hilliard's 103 yards and QB **Johnathan Brantley**'s 119 yards rushing mark the first time two Tulane players ran for 100+ yards in a game since **Shaun King** (109) and **Toney Converse** (103) did so against BYU on Dec. 31, 1998. On the first play of his collegiate career, Brantley rushed for 63 yards.
- CB **Parry Nickerson**'s first-quarter interception was the seventh of his career. His 96-yard interception return for a touchdown was four yards short of the school record of 100 yards by **David Herbert** on Sept. 25, 1971. Herbert's return also went for a touchdown.
- The last time Tulane had an interception return for a touchdown was at Florida Atlantic on Nov. 2, 2013 on a 69-yard pick six by **Lorenzo Doss**.
- RB **Sherman Badie**'s first-quarter, 86-yard kickoff return for a touchdown was the first for Tulane since **Jeremy Williams** ran a kickoff back 88 yards for a touchdown vs. UTEP on Nov. 7, 2009. It was Badie's first kickoff return for a touchdown and the longest kickoff return of his career.
- RB **Lazedrick Thompson** recorded the first multi-touchdown game of his career after an 11-yard rushing score in the second quarter and a nin-yard run in the third.
- LB **Zachery Harris** made the first start of his career.
- Nickerson carried out the No. 18 Flag in honor of former Green Wave player **Devon Walker**.
- Game captains were seniors Thompson, CB **Richard Allen**, WR **Larry Dace III** and LB **Eric Thomas**.

Wake Forest

- Prior to the season starting, Tulane was the lone Division I program that did not have a quarterback on its roster who had not thrown a pass. QB **Glen Cuiellette** put that to rest in his first start, as the product from Mandeville went 12-for-23 for 134 yards. He also rushed 22 times for 54 yards.
- CB **Parry Nickerson** recorded a career-best three pass breakups.
- WR **Larry Dace III** notched a career-best four receptions for 38 yards.
- DT **Tanzel Smart** posted his second-consecutive game with multiple tackles for loss, as he notched 2.0 at Wake Forest. He had 2.0 against Tulsa in the 2015 season finale.
- The opening-drive score marked the second-consecutive game in which Tulane scored on the opening drive as the team notched a touchdown in the opening drive against Tulsa in the season finale last year.

- OG **Leeward Brown**, QB **Glen Cuiellette** and DT **Robert Kennedy** made their first career starts.

• Ten true freshmen in QB **Darius Bradwell**, S **Will Harper**, WR **Chris Johnson**, DB **Sean Harper**, DB **P.J. Hall**, LB **Lawrence Graham**, LB **Larry Bryant**, DS **Geron Eatherly**, WR **Darnell Mooney** and WR **D.J. Owens** made their collegiate debuts at Wake Forest. Brown also made his collegiate debut.

• TE **Marshall Wadleigah** carried out the No. 18 Flag in honor of former Green Wave player **Devon Walker**.

• Game captains were senior Marley, Smart, Taylor and senior WR **Devon Breaux**.

DID YOU KNOW:

• Junior linebacker **Nico Marley** is the son of **Rohan Marley** (former linebacker at Miami (Fla.)) and the grandson of the legendary reggae musician, **Bob Marley**.

• Redshirt junior wide receiver **Devon Breaux** is a two-sport athlete who earned national acclaim in 2014 as a member of the Green Wave's track & field team. Breaux became the first Tulane male track & field student-athlete to qualify for the NCAA Championships in the long jump after posting a mark of 7.56 meters during the NCAA East Regionals. He then notched a 7.44 meter jump at the NCAA Championships in the long jump to earn Honorable Mention All-America status. Breaux is back playing football this fall after taking the spring off.

• Redshirt sophomore wide receiver **Terren Encalade**'s brother, Terrell, plays defensive end at Nicholls after starting his collegiate career at Langston University in Oklahoma.

• Sophomore deep snapper **Aaron Golub** is a true testament to never giving up the pursuit of your dreams. Golub, who was rated a four-star recruit by RubioLongSnapping.com, is legally blind with no sight in his right eye and limited vision in his left.

• **Tristan Cooper**'s father, **Ron Sr.**, has been the head coach at Eastern Michigan (1993-94), Louisville (1995-97) and Alabama A&M (1998-2001). He is presently the assistant head coach at FIU serving as defensive coordinator and linebackers coach.

Tulane in The American/NCAA Rankings

| Category | Avg. | AAC | NCAA |
|----------------------------|--------|------|-------|
| Rushing Offense | 251.0 | 3rd | 16th |
| Rushing Defense | 168.7 | 7th | 70th |
| Passing Offense | 99.6 | 12th | 127th |
| Passing Defense | 189.9 | 2nd | 21st |
| Total Offense | 350.6 | 12th | 110th |
| Total Defense | 358.6 | 3rd | 34th |
| Scoring Offense | 28.0 | 8th | 74th |
| Scoring Defense | 26.6 | 9th | 59th |
| Passing Efficiency Offense | 92.95 | 12th | 127th |
| Passing Efficiency Defense | 125.73 | 8th | 52nd |
| Net Punting | 37.97 | 4th | 57th |
| Punt Returns | 2.78 | 10th | 113th |
| Kickoff Returns | 22.44 | 4th | 44th |
| Turnover Margin | 1.29 | 1st | T-4th |
| Turnovers Gained | 17 | 3rd | T-9th |
| Sacks | 2.43 | 5th | 50th |
| Sacks Allowed | 2.14 | 4th | 69th |
| Tackles for Loss | 6.1 | 6th | 53rd |
| Red Zone Offense | 79.3 | 8th | 68th |
| Red Zone Defense | 92.0 | 11th | 111th |
| Interceptions | 6 | 6th | 60th |
| Fumbles Recovered | 11 | 1st | 2nd |
| Time of Possession | 32:21 | 4th | 28th |

Home-Away Breakdown

| Category | HOME (2-2) | AWAY (1-2) |
|------------------------------------|------------|------------|
| Points Per Game | 33.8 | 20.3 |
| Opponent Points Per Game | 26.2 | 27.0 |
| Rushing Yards Per Game | 244.0 | 260.3 |
| Opponent Rushing Yards Per Game | 160.2 | 180.0 |
| Passing Yards Per Game | 89.5 | 113.0 |
| Opponent Passing Yards Per Game | 204.0 | 171.0 |
| Passing (Comp-Att-Int-TD) | 29-74-3-5 | 26-63-0-1 |
| Opponent Passing (Comp-Att-Int-TD) | 63-115-5-5 | 42-74-1-5 |
| Total Offense Per Game | 333.5 | 373.3 |
| Opponent Total Offense Per Game | 364.2 | 351.0 |
| 3rd-Down Conversions | 11-54 | 19-54 |
| Opponent 3rd-Down Conversions | 25-70 | 19-42 |
| 4th-Down Conversions | 7-11 | 5-11 |
| Opponent 4th-Down Conversions | 3-4 | 0-1 |
| Sacks By-Yards | 13-89 | 4-13 |
| Opponent Sacks By-Yards | 6-42 | 9-63 |
| Red Zone Scores-Chances | 16-18 | 7-11 |
| Red Zone Touchdowns-Chances | 11-18 | 6-11 |

| Score by Quarters | 1ST | 2ND | 3RD | 4TH | OT | TOTAL |
|-------------------|-----|-----|-----|-----|----|-------|
| Tulane-HOME | 28 | 41 | 24 | 17 | 25 | 135 |
| Opponents-HOME | 13 | 20 | 26 | 23 | 23 | 105 |
| Tulane-AWAY | 17 | 3 | 27 | 14 | 0 | 61 |
| Opponents-AWAY | 28 | 24 | 9 | 20 | 0 | 81 |

Green Wave Facts

Location New Orleans, La.
Enrollment 13,449 (Private)
Conference American Athletic Conference
Stadium Yulman Stadium
Capacity 30,000
President Michael A. Fitts
Director of Athletics Troy Dannen
Ticket Information 800-488-5252

Green Wave Social Network

Website:
TulaneGreenWave.com

Twitter:
[@TulaneAthletics](#), [@GreenWaveFB](#), [@CoachWEFritz](#)

Instagram:
[TulaneGreenWave](#), [TulaneGreenWaveFootball](#)

Facebook:
[TU Green Wave](#), [Tulane Football](#)

YouTube:
[TUGreenWave](#)

TulaneGreenWave.com

The Official Site of Tulane Athletics

- The latest news, notes, statistics, schedules and results of Tulane Athletics
- Profiles and features on Tulane coaches and student-athletes
- Live audio broadcasts of Tulane football, basketball and baseball games
- Live streaming video of Tulane volleyball, basketball and baseball games
- On-line tickets for Green Wave athletic events
- Green Wave merchandise and Riptide Kids Club information

Tulane University

Founded in 1834

- Tulane is one of the most highly regarded and selective independent research universities in the United States and is a member of the prestigious Association of American Universities.
- According to *U.S. News and World Report*, Tulane is among the top national universities in the United States, ranked 41st among the best national universities and in the top 26 for its service learning programs. Tulane is also ranked the 38th best university by high school counselors and 33rd among the best colleges for veterans.
- OnlineU ranked Tulane 10th in their list of 2015 Top Online Colleges.
- Tulane is ranked 57 in *Kiplinger's* Personal Finance 2015 list of Best Values in Private Colleges.
- *Newsweek* ranked Tulane 19th among the country's 25 "most service-minded schools."
- Tulane is ranked by the Carnegie Foundation for the Advancement of Teaching as a university with "very high research activity." Of more than 4,300 higher educational institutions rated by the foundation, Tulane remains in a prestigious category that includes only two percent of universities nationwide.
- The A.B. Freeman School of Business is highly ranked by numerous business publications. *The Princeton Review* and *Entrepreneur* magazine rank the school 14th on its list of Top Graduate Programs for Entrepreneurs. *Forbes* magazine ranks it 52nd overall and 28th among private universities; London's *Financial Times* ranks its EMBA program 64th internationally and 22nd nationally, its MBA program 61st internationally and 35th nationally and its MFN program 30th internationally and 3rd nationally; *U.S. News and World Report* ranks its undergraduate program 43rd; America Economia ranks its MBA program 20th nationally and 30th internationally; *Bloomberg Businessweek* ranks the MBA program 35th nationally.



Green Wave Game Notes

2016 American Athletic Conference Standings

| Team | American W-L | Pct. | Overall W-L | Pct. | Home | Away | Neutral | Streak |
|---------------|-----------------|--------------|----------------|--------------|------------|------------|------------|-----------|
| West | | | | | | | | |
| Navy | 4-0 | 1.000 | 5-1 | 0.833 | 4-0 | 1-1 | 0-0 | W2 |
| Memphis | 2-1 | 0.667 | 5-2 | 0.714 | 4-0 | 1-2 | 0-0 | L1 |
| Tulsa | 2-1 | 0.667 | 5-2 | 0.714 | 4-0 | 1-2 | 0-0 | W1 |
| Houston | 3-2 | 0.600 | 6-2 | 0.750 | 3-0 | 2-2 | 1-0 | L1 |
| SMU | 1-2 | 0.333 | 3-4 | 0.429 | 2-1 | 1-3 | 0-0 | W1 |
| Tulane | 0-3 | 0.000 | 3-4 | 0.429 | 2-2 | 1-2 | 0-0 | L2 |
| East | | | | | | | | |
| Temple | 3-1 | 0.750 | 5-3 | 0.625 | 4-1 | 1-2 | 0-0 | W2 |
| USF | 3-1 | 0.750 | 6-2 | 0.750 | 4-1 | 2-1 | 0-0 | L1 |
| UCF | 2-1 | 0.667 | 4-3 | 0.571 | 1-2 | 3-1 | 0-0 | W1 |
| Cincinnati | 1-3 | 0.250 | 4-3 | 0.571 | 3-2 | 1-1 | 0-0 | W1 |
| UConn | 1-4 | 0.200 | 3-5 | 0.375 | 3-2 | 0-3 | 0-0 | L2 |
| East Carolina | 0-3 | 0.000 | 2-5 | 0.286 | 2-1 | 0-4 | 0-0 | L5 |

Upcoming Games

Friday, October 28

*Navy at USF, 6 p.m. [ESPN2]

Series History: Navy leads, 1-0

Saturday, October 29

*UCF at Houston, 11 a.m. [ESPNU]

Series History: UCF leads, 5-2

*UConn at East Carolina, 11 a.m. [ESPNews]

Series History: Tied, 1-1

*Cincinnati at Temple, 2:30 p.m. [CBS Sports Network]

Series History: Temple leads, 10-7-1

*SMU at Tulane, 3 p.m. [ESPNews]

Series History: Tulane leads, 13-9

*Tulsa at Memphis, 7 p.m. [ESPNews]

Series History: Memphis leads, 16-10

*American Athletic Conference Game
All Times Central

Record When Tulane...

| | Under Fritz | 2016 |
|----------------------------------------------|-------------|------|
| Plays at Night | 2-3..... | 2-3 |
| Plays During the Day | 1-1..... | 1-1 |
| Plays at Home | 2-2..... | 2-2 |
| Plays on the Road | 1-2..... | 1-2 |
| Plays at Neutral Site | 0-0..... | 0-0 |
| Plays on Grass | 0-0..... | 0-0 |
| Plays on Turf | 3-4..... | 3-4 |
| Scores First | 1-1..... | 1-1 |
| Opponent Scores First | 2-3..... | 2-3 |
| Leads After First Quarter | 1-1..... | 1-1 |
| Trails After First Quarter | 2-2..... | 2-2 |
| Game is Tied After First Quarter | 0-1..... | 0-1 |
| Leads at Halftime | 1-0..... | 1-0 |
| Trails at Halftime | 1-3..... | 1-3 |
| Game is Tied at Halftime | 1-1..... | 1-1 |
| Leads After Third Quarter | 1-1..... | 1-1 |
| Trails After Third Quarter | 2-3..... | 2-3 |
| Game is Tied After Third Quarter | 0-0..... | 0-0 |
| In Overtime | 1-0..... | 1-0 |
| Scores 21 or More Points | 3-1..... | 3-1 |
| Scores 20 or Less Points | 0-3..... | 0-3 |
| Opponent Scores 21 or More Points | 3-3..... | 3-3 |
| Opponent Scores 20 or Less Points | 0-1..... | 0-1 |
| Victory Margin is 7 Points or Less | 2-2..... | 2-2 |
| Victory Margin is 8-14 Points | 0-1..... | 0-1 |
| Victory Margin is 15-20 Points | 0-0..... | 0-0 |
| Victory Margin is 21+ Points | 1-1..... | 1-1 |
| Amasses 350+ Total Yards | 2-1..... | 2-1 |
| Holds Opponent to 350 or Less Yards | 2-2..... | 2-2 |
| Commits Less than 3 TOs | 3-3..... | 3-3 |
| Commits 3 or More TOs | 0-1..... | 0-1 |
| Has Less TOs than Opponent | 3-2..... | 3-2 |
| Has More TOs than Opponent | 0-0..... | 0-0 |
| Has Equal TOs as Opponent | 0-2..... | 0-2 |
| Has More First Downs than Opponent | 2-2..... | 2-2 |
| Opponent Has More First Downs | 1-2..... | 1-2 |
| Punts Less than 7 Times | 2-2..... | 2-2 |
| Punts 7 or More Times | 1-2..... | 1-2 |
| Player Runs for 100 or More Yards | 2-1..... | 2-1 |
| Opponent Player Rushes for 100 or More Yards | 0-2..... | 0-2 |
| Player Passes for 200 or More Yards | 0-0..... | 0-0 |
| Opponent Player Passes for 200 or More Yards | 2-2..... | 2-2 |



WILLIE FRITZ

Head Coach • First Season
Shawnee Mission, Kan.
Pittsburg State, 1983

Tulane University Director of Athletics **Troy Dannen** formally introduced **Willie Fritz** as the school's new football head coach on Dec. 15, 2015. Fritz became the 40th head football coach in the 121-year history of the Green Wave program.

With 193 career victories, Fritz entered the 2016 season ranked the fourth active winningest head coach among coaches in the Football Bowl Subdivision, tied with Kansas State's **Bill Snyder**.

Fritz brings 33 years of collegiate experience as a football student-athlete or coach to the Green Wave. He has led his teams to six combined conference championships (one at every level he has coached) and two bowl appearances. He was also twice named the national coach of the year, including the American Football Coaches Association Football Championship Subdivision (FCS) Coach of the Year in 2011 and the Liberty Mutual Coach of the Year in 2012.

Fritz, 55, came to Tulane from Georgia Southern where he spent two seasons and led the Eagles to a combined record of 17-7, a 2014 Sun Belt Conference (SBC) title and the school's first-ever NCAA postseason bowl game with their berth in the 2015 GoDaddy.com Bowl. Georgia Southern concluded the 2015 regular season with an 8-4 overall record, including a mark of 6-2 in conference play.

Fritz led the Eagles to a 9-3 overall record and a perfect mark of 8-0 in conference play during his first season at Georgia Southern in 2014, and was named the SBC Coach of the Year. However, the school's waiver claim to allow Georgia Southern to play in a bowl despite being in the second year of the NCAA's transition period was denied.

Prior to Georgia Southern, Fritz served as head coach at Sam Houston State from 2010-13. A proven winner with more than 30 years of coaching experience, Fritz joined the Eagles from Sam Houston State, where he led the team to back-to-back Southland Conference titles, NCAA FCS championship appearances in 2011 and 2012, and a third-straight playoff berth in 2013.

The Liberty Mutual Coach of the Year at the FCS level in 2012, Fritz was recognized nationally in 2011 as the American Football Coaches Association (AFCA) Coach of the Year. Honored as the AFCA Regional Coach of the Year in 2011 and 2012, Fritz was selected by the media and his peers in the Southland Conference as the league's Coach of the Year in 2011 after his team went a perfect 7-0 in conference play.

In 2011 and 2012, Sam Houston State posted the two highest single-season win totals in program history with marks of 14-1 (2011) and 11-4 (2012) and Bearkat players were showered with accolades. More than 50 earned All-Southland Conference honors under Fritz in the last four years, not including additional "Player of the Year," "Offensive Player of the Year," "Defensive Player of the Year," and "Newcomer of the Year" awards. All-America status from national coaching and media outlets were bestowed on 11 Sam Houston State

players during his tenure.

After a highly successful tenure at Blinn College, averaging nearly 10 wins a season during his four years there, Fritz left to revitalize a Central Missouri program and guided it to 11 winning seasons. The NCAA Division II program's ledger included two 10-win seasons with the 2001 Mule squad earning its first postseason trip in more than 30 years.

In 2002, Central Missouri made its first-ever appearance in the NCAA Division II playoffs and was the Mid-America Athletic Association (MIAA) co-champion a year later. A 97-47 mark in 13 seasons ranks Fritz as the winningest coach in the program's 118-year history. He was the only coach to ever win seven or more games in eight consecutive seasons and his victory total ranked him 15th among active Division II coaches at the time. In addition to his impressive 67.4 winning percentage with the Mules, Fritz coached his student-athletes to achieve their potential both on the field and in the classroom. More than 150 Mules were recognized with All-MIAA honors with 41 first-team selections and 24 All-Americans.

Under Fritz, Central Missouri recorded a graduation rate of 84 percent with 144 MIAA Commissioner's Academic Honor Roll recipients, 14 Academic All-Region and three Academic All-Americans.

Serving as a graduate assistant for the Bearkat program during the 1984 and 1985 seasons, Fritz earned a master's degree in kinesiology while Sam Houston State posted a 16-6 record and won the 1985 Gulf Star Conference championship. He returned to Huntsville in 1991 after spending two years at Coffeyville College in Kansas under legendary head coach **Dick Foster**, earning a promotion to defensive coordinator after one year. He stayed another two years to work for head coach **Skip Foster** and the Red Ravens.

Head coach **Ron Randleman** brought Fritz back to the state of Texas and Sam Houston State as secondary and special teams coach in 1991, instilling an attitude of excellence on special teams that would last more than a decade. The Bearkats' "block party" racked up 80 blocked punts, field goals and extra points beginning with Fritz in 1991 and lasting through 2004.

In Fritz's first year as a full-time assistant coach at Sam Houston State in 1991, the Bearkats won the Southland Conference. That league title and eight-win season launched SHSU to the program's second-ever appearance in the NCAA playoffs.

Fritz would leave Huntsville again, this time for an opportunity to be the head coach at Blinn College, where he would turn around a program that had only five wins in its previous three seasons.

From 1993-96, Fritz and the Buccaneers would rack up 39 victories against only five losses with a tie and claim two national junior college championships. He was inducted into the NJCAA Football Hall of Fame for the environment of success he created at Blinn.

One of seven children, Fritz is the son of the late **Harry Fritz**, who coached the Central Missouri football team in 1952 before continuing his career as the Executive Director at the National Association of Intercollegiate Athletics (NAIA) in Kansas City. The elder Fritz also served at several colleges and universities in administration as an athletics director.

Fritz played on two conference title teams and was a four-starter at defensive back for Coach Randleman at Pittsburg State and remained at his alma mater as a student assistant coach for his alma mater in 1982. Early coaching stops included a year at Shawnee Mission Northwest High School (Kansas) in 1983 and Willis High School (Texas) in 1986, with his return to Sam Houston State for graduate school in between those years.

Fritz and his wife **Susan** have three children, **Wesley, Lainie and Brooke**.

PERSONAL

Age: 55 (April 2, 1960)
Hometown: Shawnee Mission, Kansas
Wife: Susan
Children: Wesley, Lainie and Brooke

EDUCATION

Pittsburg State, 1983
 Sam Houston State, Masters of Kinesiology, 1986

PLAYING EXPERIENCE

Pittsburg State, Defensive Back, 1978-81
 Pittsburg State, Point Guard (Basketball), 1979-81

COACHING EXPERIENCE

1982, Pittsburg State (GA)
 1983, Shawnee Mission NW HS (KS) (Asst.)
 1984-85, Sam Houston State (GA)
 1986, Willis HS (TX) (Asst.)
 1987-90, Coffeyville CC (DC)
 1991-92, Sam Houston State (DB/ST)
 1993-96, Blinn College (HC)
 1997-2009, Central Missouri (HC)
 2010-13, Sam Houston State (HC)
 2014-15, Georgia Southern (HC)
 2016-Present, Tulane (HC)

POSTSEASON EXPERIENCE

2015 GoDaddy.com Bowl (Georgia Southern)*
 2013 NCAA FCS Playoffs (Sam Houston State)
 2012 NCAA FCS Championship game (Sam Houston State)
 2011 NCAA FCS Championship game (Sam Houston State)
 2002 NCAA Division II Playoffs (Central Missouri)
 2001 Mineral Water Bowl (Central Missouri)
 1996 NJCAA Championship Game (Blinn College)
 1995 NJCAA Championship Game (Blinn College)
 1994 Mineral Water Bowl (Blinn College)
 1990 NJCAA Championship Game (Coffeyville Community Coll.)
 1988 Jayhawk Bowl (Coffeyville Community College)
 1987 Jayhawk Bowl (Coffeyville Community College)

AS A COLLEGE HEAD COACH

| Year | School | Overall | Conf/Finish | Postseason |
|--------------|-------------------|-----------------|-------------|--------------------------------|
| 1993 | Blinn College | 6-3-1 | 3-2-1 | |
| 1994 | Blinn College | 9-2 | 5-1 | L, Mineral Water Bowl |
| 1995 | Blinn College | 12-0 | 6-0 | W, NJCAA National Championship |
| 1996 | Blinn College | 12-0 | 7-0 | W, NJCAA National Championship |
| 1997 | Central Missouri | 5-6 | 4-5/6th | |
| 1998 | Central Missouri | 8-3 | 6-3/T-3rd | |
| 1999 | Central Missouri | 7-4 | 5-4/4th | |
| 2000 | Central Missouri | 7-4 | 5/4/T-4th | |
| 2001 | Central Missouri | 10-2 | 7/2/2nd | W, Mineral Water Bowl |
| 2002 | Central Missouri | 10-2 | 8-1/2nd | L, NCAA DII First Round |
| 2003 | Central Missouri | 9-2 | 7-2/T-1st | |
| 2004 | Central Missouri | 7-4 | 5-4/4th | |
| 2005 | Central Missouri | 7-3 | 5-3/5th | |
| 2006 | Central Missouri | 5-6 | 3-6/T-6th | |
| 2007 | Central Missouri | 7-4 | 6-3/T-3rd | |
| 2008 | Central Missouri | 7-4 | 5-4/T-4th | |
| 2009 | Central Missouri | 8-3 | 6-3/T-2nd | |
| 2010 | Sam Houston State | 6-5 | 4-3/T-3rd | |
| 2011 | Sam Houston State | 14-1 | 7-0/1st | L, NCAA DI Championship |
| 2012 | Sam Houston State | 11-4 | 6-1/T-1st | L, NCAA D1 Championship |
| 2013 | Sam Houston State | 9-5 | 4-3/T-3rd | L, NCAA D1 Second Round |
| 2014 | Georgia Southern | 9-3 | 8-0/1st | |
| 2015 | Georgia Southern | 8-4 | 6-2/3rd | GoDaddy.com Bowl* |
| 2016 | Tulane | 3-4 | 0-3 | |
| TOTAL | 24 Years | 196-78-1 | .715 | |

*Led Georgia Southern to a berth in the GoDaddy.com bowl but did not coach in the game



Green Wave Game Notes

Depth Chart vs. SMU

OFFENSE

| | | |
|---------------|-----------|----------------------------------------------|
| WR (H) | 5 | Terren Encalade (6-0, 195, RSo.) |
| | 83 | Trey Scott (6-1, 215, Jr.) |
| WR (Z) | 8 | Devon Breaux (6-0, 185, RSr.) |
| | 9 | Chris Johnson (6-1, 195, Fr.) |
| WR (X) | 86 | Darnell Mooney (6-1, 170, Fr.) |
| | 85 | Larry Dace III (5-9, 170, RSr.) |
| TE (Y) | 89 | Kendall Ardoin (6-5, 245, RSo.) |
| | 22 | Marshall Wadleigh (5-11, 205, Sr.) |
| LT | 78 | Todd Jacquet (6-6, 315, RSr.) |
| | 50 | Tyler Johnson (6-3, 280, Fr.) |
| LG | 75 | Chris Taylor (6-3, 325, Sr.) |
| | 71 | Jason Stewart (6-5, 360, RJr.) |
| C | 72 | John Leglue (6-7, 298, RSo.) |
| | 53 | Keyshawn McLeod (6-4, 290, RFr.) |
| RG | 73 | Leeward Brown (6-4, 350, RFr.) |
| | 58 | Brian Webb (6-2, 295, RFr.) |
| RT | 79 | Kenneth Santa Marina (6-6, 325, RJr.) |
| | 74 | Devon Johnson (6-5, 315, RSo.) |
| QB | 14 | Glen Cuiellette (6-0, 215, RSo.) |
| | 1 | Johnathan Brantley (6-1, 195, Fr.) |
| RB | 26 | Dontrell Hilliard (6-0, 200, Jr.) |
| | or 3 | Sherman Badie (6-0, 200, RJr.) |
| | 25 | Josh Rounds (6-0, 205, RSr.) |
| | or 33 | Lazedrick Thompson (5-11, 220, RSr.) |

SPECIALISTS

| | | |
|------------|-----------|------------------------------------------|
| PK | 42 | Andrew DiRocco (6-1, 185, Jr.) |
| | 45 | Randy Harvey (6-0, 195, So.) |
| P | 49 | Zachary Block (6-5, 190, So.) |
| | 41 | Enrique Carrasquero (5-11, 180, So.) |
| DS | 60 | Geron Eatherly (6-0, 215, Fr.) |
| | 96 | Aaron Golub (6-1, 200, Jr.) |
| HO | 14 | Glen Cuiellette (6-0, 215, RSo.) |
| | 49 | Zachary Block (6-5, 190, So.) |
| | or 5 | Terren Encalade (6-0, 195, RSo.) |
| KOR | 3 | Sherman Badie (6-0, 200, RJr.) |
| | or 26 | Dontrell Hilliard (6-0, 200, Jr.) |
| | 7 | Devin Glenn (5-7, 155, So.) |
| PR | 3 | Sherman Badie (6-0, 200, RJr.) |
| | or 26 | Dontrell Hilliard (6-0, 200, Jr.) |
| | or 17 | Parry Nickerson (6-0, 175, RJr.) |
| | 85 | Larry Dace III (5-9, 170, RSr.) |
| | or 5 | Terren Encalade (6-0, 195, RSo.) |

DEFENSE

| | | |
|------------|-----------|------------------------------------------|
| DE | 90 | Robert Kennedy (6-1, 265, RSo.) |
| | 92 | Daren Williams (6-3, 250, Jr.) |
| DT | 77 | Tanzel Smart (6-1, 305, Sr.) |
| | 98 | Eric Bell (6-2, 260, RJr.) |
| NT | 94 | Sean Wilson (6-4, 295, Jr.) |
| | 65 | Braynon Edwards (6-2, 350, RSo.) |
| DE | 87 | Ade Aruna (6-6, 265, RJr.) |
| | 44 | Luke Jackson (6-3, 240, RJr.) |
| MLB | 2 | Nico Marley (5-8, 200, Sr.) |
| | 52 | Eric Thomas (5-10, 240, Sr.) |
| WLB | 56 | Rae Juan Marbley (6-0, 240, Jr.) |
| | 40 | Zachery Harris (6-0, 220, RSo.) |
| NKL | 23 | Richard Allen (5-9, 175, Sr.) |
| | 19 | Taris Shenall (6-0, 185, So.) |
| CB | 17 | Parry Nickerson (6-0, 175, RJr.) |
| | 32 | Stephon Lofton (6-0, 185, RSo.) |
| CB | 16 | P.J. Hall (5-11, 190, Fr.) |
| | 24 | Eric Lewis (5-11, 190, Fr.) |
| FS | 6 | Jarrold Franklin (6-0, 205, RJr.) |
| | 4 | Will Harper (6-0, 205, Fr.) |
| SS | 38 | Roderic Teamer (6-0, 205, So.) |
| | 19 | Taris Shenall (6-0, 185, So.) |



CAREER STARTS

| | |
|----|---------------------------------------------------------------------------------------------------------------------|
| 43 | Nico Marley |
| 37 | Chris Taylor |
| 31 | Tanzel Smart |
| 29 | Parry Nickerson |
| 24 | Todd Jacquet |
| 21 | Jarrold Franklin |
| 18 | Devon Breaux |
| 18 | Sean Wilson |
| 18 | Ade Aruna |
| 17 | Dontrell Hilliard |
| 15 | Eric Thomas |
| 15 | Donnie Lewis, Jr. |
| 14 | Terren Encalade |
| 13 | Kendall Ardoin |
| 12 | Charles Jones II |
| 12 | Sherman Badie |
| 12 | Richard Allen |
| 10 | Roderic Teamer |
| 8 | John Leglue |
| 7 | Junior Diaz, Leeward Brown |
| 6 | Lazedrick Thompson |
| 5 | Trey Scott, Larry Dace III, Glenn Cuiellette |
| 4 | Zachery Harris, Taris Shenall, Kenneth Santa Marina, Darnell Mooney, Peter Woullard |
| 2 | Robert Kennedy, Johnathan Brantley, Rae Juan Marbley |
| 1 | Daren Williams, William Townsend, Andrew Hicks, Quinlan Carroll, Braynon Edwards, Eldrick Washington, Chris Johnson |

CONSECUTIVE STARTS

| | |
|----|--------------------------------|
| 34 | Chris Taylor |
| 32 | Nico Marley |
| 31 | Tanzel Smart |
| 28 | Parry Nickerson |
| 19 | Jarrold Franklin, Todd Jacquet |

CAREER GAMES PLAYED

| | |
|----|-----------------------------------------------------------------------------------------------------------------------|
| 44 | Nico Marley |
| 44 | Marshall Wadleigh |
| 43 | Eric Thomas |
| 43 | Tanzel Smart |
| 43 | Chris Taylor |
| 42 | Josh Rounds |
| 41 | Todd Jacquet, Devon Breaux |
| 34 | Lazedrick Thompson |
| 32 | Richard Allen, Jarrold Franklin, Parry Nickerson |
| 31 | Dontrell Hilliard, Andrew DiRocco |
| 30 | Rae Juan Marbley |
| 29 | Trey Scott, Sean Wilson |
| 28 | Charles Jones II |
| 27 | Sherman Badie, Jason Stewart, Larry Dace III, Ade Aruna |
| 26 | Daren Williams |
| 23 | Quinlan Carroll, Eldrick Washington |
| 21 | William Townsend, Terren Encalade |
| 19 | Luke Jackson, John Leglue, Taris Shenall |
| 18 | Sergio Medina, Kendall Ardoin, Roderic Teamer, Eric Bowie |
| 17 | Donnie Lewis, Jr., Robert Kennedy |
| 16 | Tristan Cooper |
| 15 | Junior Diaz, Zachary Block |
| 14 | Devin Glenn |
| 13 | Zachery Harris |
| 12 | Devon Johnson, Stephon Lofton, Kenneth Santa Marina |
| 11 | Andrew Hicks |
| 8 | Glenn Cuiellette, Peter Woullard |
| 7 | Leeward Brown, Larry Bryant, Geron Eatherly, Braynon Edwards, Lawrence Graham, P.J. Hall, Will Harper, Darnell Mooney |
| 6 | Chris Johnson, Sean Harper |
| 5 | Chase Napoleon, Johnathan Brantley, John Washington |
| 4 | Eric Bell, D.J. Owens, Sam Davis |
| 3 | Eric Lewis, Thakarius Keyes |
| 2 | Darius Bradwell, Aaron Golub, Keyshawn McLeod, Tre Jackson, Andrew Zuckerman, Randy Harvey |
| 1 | Jared Bertrand, Reed Green, Miles Strickland |

Yulman Stadium



Yulman Stadium, the crown jewel of the university's athletics complex, opened its doors for the first time in front of a capacity crowd on September 6, 2014 against Georgia Tech. Yulman Stadium marks the beginning of a renaissance of Tulane Athletics, bringing Green Wave football back to campus for the first time in nearly 40 years.

Tulane's new home field advantage came from the generosity of three couples in particular - **Richard Yulman** and his late wife **Janet, Gayle** and **Tom Benson** and **Jill** and **Avie Glazer**.

Richard Yulman, the retired chairman and owner of mattress manufacturing giant Serta International, donated \$15 million toward construction of this \$73 million facility. Yulman Stadium is named in honor of Richard, Janet and the Yulman family.

New Orleans Saints owner Tom Benson and his wife Gayle, a member of the Board of Tulane, donated \$7.5 million to Yulman Stadium. Benson Field, which will host the games of Yulman Stadium, is named in their honor.

Jill and Avie Glazer supported the stadium with a multi-million dollar gift. The Jill H. and Avram A. Glazer Family Club, the premium space in which to experience games at Yulman Stadium, is named in their honor.

Construction of Yulman Stadium began in January 2013. Gould Evans and Associates and Lee Ledbetter & Associates served as the project architects, while Woodward Design + Build LLC was the contractor.

Tulane football has been a part of the fabric of New Orleans since the Green Wave played its first season back in 1893. Generations experienced college football at the old Tulane Stadium from 1926-1974.

It is not hard to find a story about someone's experience at old Tulane Stadium. Boy Scouts selling programs, a record crowd of 86,598 watching the Green Wave defeat LSU in 1973, the annual Sugar Bowl and early Saints football, are all part of the story of Tulane Stadium.

Now in its third year, a new chapter continues to be written in a new home by a new (and old) generation of Green Wave fans.

Inside Yulman Stadium

| | |
|----------------------------|-------------------------------------------------------------|
| Construction Began: | January 2013 |
| First Game: | September 6, 2014 Tulane vs. Georgia Tech |
| Capacity: | 30,000 |
| Cost: | \$73 million |
| Architect: | Gould Evans and Associates and Lee Ledbetter & Associate |
| Contractor: | Woodward Design + Build LLC |
| Artificial Turf: | UBU Speed Series 5M |
| Field Size: | 92,660 square feet |
| Steel: | 2,200 tons |






Green Wave Game Notes

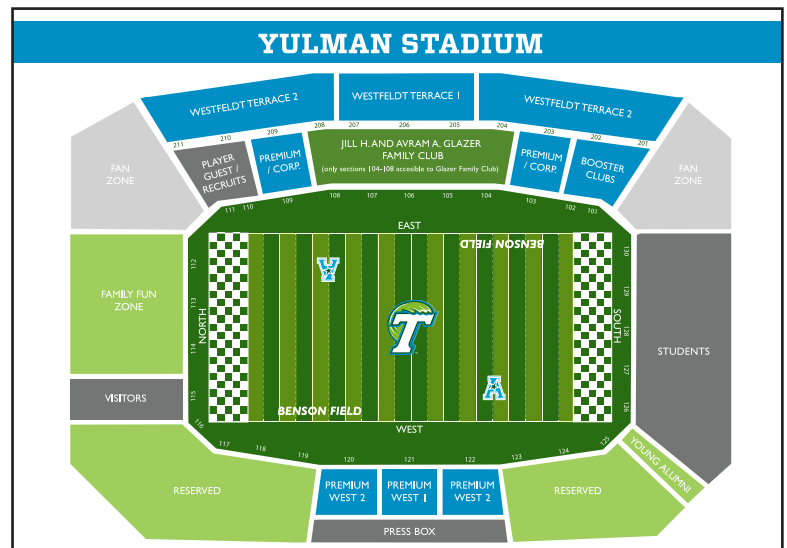
All-Time On Campus Home Record

| | Wins | Losses | Ties |
|-------------------------------------------------------------------------|------------|------------|-----------|
| 1893 | 1 | 2 | |
| 1894 | 0 | 3 | |
| 1895 | 3 | 0 | |
| 1896 | 2 | 0 | |
| 1898 | 1 | 0 | |
| 1899 | 0 | 3 | 1 |
| 1900 | 4 | 0 | |
| 1901 | 4 | 0 | |
| 1902 | 1 | 3 | 2 |
| 1903 | 2 | 2 | 1 |
| 1904 | 4 | 1 | |
| 1905 | 0 | 1 | |
| 1906 | 0 | 4 | 1 |
| 1907 | 3 | 2 | |
| 1908 | 6 | 0 | |
| 1909 | 4 | 2 | 2 |
| 1910 | 0 | 3 | |
| 1911 | 4 | 1 | 1 |
| 1912 | 5 | 1 | |
| 1913 | 2 | 3 | |
| 1914 | 3 | 1 | 1 |
| 1915 | 3 | 1 | |
| 1916 | 3 | 1 | 1 |
| 1917 | 3 | 1 | 1 |
| 1918 | 4 | 1 | 1 |
| 1919 | 3 | 2 | |
| 1920 | 4 | 1 | |
| 1921 | 3 | 4 | |
| 1922 | 4 | 1 | |
| 1923 | 6 | 0 | |
| 1924 | 6 | 1 | |
| 1925 | 5 | 0 | 1 |
| 1926 | 2 | 2 | |
| 1927 | 1 | 2 | 1 |
| 1928 | 4 | 2 | 1 |
| 1929 | 7 | 0 | |
| 1930 | 6 | 0 | |
| 1931 | 8 | 0 | |
| 1932 | 4 | 1 | 1 |
| 1933 | 4 | 2 | |
| 1934* | 6 | 0 | 1 |
| 1935 | 6 | 3 | |
| 1936 | 5 | 1 | 1 |
| 1937 | 4 | 1 | 1 |
| 1938 | 6 | 1 | 1 |
| 1939* | 7 | 1 | 1 |
| 1940 | 4 | 2 | |
| 1941 | 3 | 3 | |
| 1942 | 3 | 3 | |
| 1943 | 2 | 3 | |
| 1944 | 4 | 0 | |
| 1945 | 2 | 5 | 1 |
| 1946 | 3 | 4 | |
| 1947 | 2 | 3 | 2 |
| 1948 | 7 | 0 | |
| 1949 | 4 | 1 | 1 |
| 1950 | 4 | 2 | 1 |
| 1951 | 3 | 4 | |
| 1952 | 4 | 3 | |
| 1953 | 1 | 4 | 1 |
| 1954 | 0 | 3 | 3 |
| 1955 | 3 | 2 | |
| 1956 | 3 | 3 | |
| 1957 | 0 | 4 | |
| 1958 | 1 | 3 | |
| 1959 | 3 | 2 | 1 |
| 1960 | 1 | 2 | 1 |
| 1961 | 2 | 3 | |
| 1962 | 0 | 5 | |
| 1963 | 0 | 5 | 1 |
| 1964 | 2 | 2 | |
| 1965 | 2 | 3 | |
| 1966 | 3 | 1 | 1 |
| 1967 | 2 | 4 | |
| 1968 | 2 | 3 | |
| 1969 | 2 | 3 | |
| 1970 | 4 | 1 | |
| 1971 | 2 | 4 | |
| 1972 | 4 | 1 | |
| 1973 | 7 | 0 | |
| 1974 | 3 | 2 | |
| (Tulane played its home games at the Superdome from 1975-2004; 2006-13) | | | |
| 2014 | 2 | 4 | |
| 2015 | 2 | 4 | |
| 2016 | 2 | 2 | |
| Total | 261 | 164 | 34 |

*Includes Sugar Bowl played at Tulane Stadium



Tulane Stadium was the home to Tulane Football from 1926 until 1974. Built on an old plantation where sugar was first granulated, the original construction cost approximately \$300,000 and was made mostly from brick and concrete. As the site of the annual Sugar Bowl, Tulane Stadium was often informally referred to as "Sugar Bowl Stadium." After its expansion in the 1940's, Tulane Stadium became the largest football stadium in the south.



Alphabetical Roster

| No | Player | Pos | Ht | Wt | Cl./Exp | Hometown/High School/Previous School |
|----|---------------------|-----|------|-----|-----------|------------------------------------------------------------------|
| 23 | Richard Allen | NB | 5-9 | 175 | Sr.-3L | Metairie, La./John Curtis Christian |
| 89 | Kendall Ardoin | TE | 6-5 | 245 | RS-Sr.-1L | Ville Platte, La./Ville Platte |
| 87 | Ade Aruna | DE | 6-6 | 265 | RS-Jr.-2L | Akure, Nigeria/La Lumiere (Ind.) School |
| 3 | Sherman Badie | RB | 6-0 | 200 | RS-Jr.-2L | Metairie, La./John Curtis Christian |
| 98 | Eric Bell | DT | 6-2 | 260 | RS-Jr.-SQ | Harvey, La./West St. John |
| 29 | Jared Bertrand | RB | 5-6 | 180 | So.-WO-SQ | Covington, La./Archbishop Hannan |
| 49 | Zachary Block | P/K | 6-5 | 190 | So.-1L | Clermont, Fla./East Ridge |
| 55 | Eric Bowie | LB | 6-2 | 225 | RS-Sr.-1L | Monroe, La./Ouachita Parish |
| 11 | Darius Bradwell | QB | 6-1 | 220 | Fr.-HS | Tallahassee, Fla./Godby |
| 1 | Johnathan Brantley | QB | 6-1 | 195 | Fr.-HS | Houston, Texas/C.E. King |
| 8 | Devon Breaux | WR | 6-0 | 185 | RS-Sr.-3L | Donaldsonville, La./Donaldsonville |
| 73 | Leeward Brown | OG | 6-4 | 350 | RS-Fr.-RS | Miami, Fla./Miramar |
| 36 | Larry Bryant | LB | 6-1 | 200 | Fr.-HS | Kennesaw, Ga./North Cobb |
| 41 | Enrique Carrasquero | P | 5-11 | 180 | WO-Sr.-SQ | Metairie, La./Rummell |
| 54 | Quinlan Carroll | DE | 6-2 | 235 | RS-Jr.-2L | Belle Chasse, La./Belle Chasse |
| 30 | Tristan Cooper | WR | 5-11 | 185 | RS-Jr.-2L | Tampa, Fla./Plant |
| 14 | Glen Cuiellette | QB | 6-0 | 215 | RS-Sr.-SQ | Mandeville, La./Mandeville |
| 85 | Larry Dace, III | WR | 5-9 | 170 | RS-Sr.-2L | New Orleans, La./St. Augustine |
| 39 | Sam Davis | S | 5-10 | 185 | WO-Sr.-1L | Overland Park, Kan./Blue Valley West |
| 51 | Junior Diaz | C | 6-2 | 300 | RS-Sr.-1L | Miami, Fla./Miami Central |
| 42 | Andrew DiRocco | K | 6-1 | 185 | Jr.-2L | Fort Lauderdale, Fla./ University School of Nova Southeastern |
| 65 | Braynon Edwards | DT | 6-1 | 350 | RS-Sr.-SQ | Miami, Fla./Gulliver Prep |
| 5 | Terren Encalade | WR | 6-0 | 195 | RS-Sr.-1L | East Pointe a la Hache, La./Belle Chasse |
| 60 | Geron Eatherly | DS | 6-0 | 215 | Fr.-HS | San Antonio, Texas/Tom C. Clark |
| 34 | Rocky Ferony | WR | 6-2 | 170 | Fr.-HS | Cedar Park, Texas/Cedar Park |
| 59 | Sterling Fitzwater | LB | 5-10 | 205 | RS-Sr.-HS | Fairmont, W.V./ New Mexico Military Institute |
| 34 | Jeremie Francis | CB | 5-11 | 180 | RS-Fr.-RS | New Orleans, La./Warren Easton |
| 6 | Jarrold Franklin | S | 6-0 | 205 | RS-Jr.-2L | Baton Rouge, La./Univ. Laboratory School |
| 7 | Devin Glenn | WR | 5-7 | 155 | So.-1L | New Orleans, La./Warren Easton |
| 96 | Aaron Golub | DS | 6-1 | 200 | WO-Jr.-1L | Newton, Mass./Newton South |
| 35 | Lawrence Graham | LB | 5-10 | 225 | Fr.-HS | Lauderhill, Fla./American Heritage School |
| 82 | Reed Green | WR | 6-1 | 185 | WO-Sr.-SQ | Meridian, Miss./West Lauderdale |
| 16 | P.J. Hall | DB | 5-11 | 190 | Fr.-HS | Hoover, Ala./Hoover |
| 12 | Sean Harper | DB | 6-1 | 200 | Fr.-HS | Fayetteville, Ga./Fayette County |
| 4 | Will Harper | S | 6-0 | 205 | Fr.-HS | Memphis, Tenn./Sandy Creek (Ga.) |
| 40 | Zachery Harris | LB | 6-0 | 220 | RS-Sr.-1L | New Orleans, La./Holy Cross |
| 45 | Randy Harvey | K | 6-0 | 195 | WO-Sr.-1L | Destrehan, La./Destrehan |
| 27 | John Helow | CB | 5-9 | 170 | Fr.-HS | Jacksonville, Fla./Bishop Kenny |
| 80 | Andrew Hicks | WR | 6-3 | 220 | So.-1L | Belle Chasse, La./Belle Chasse |
| 26 | Dontrell Hilliard | RB | 6-0 | 200 | Jr.-2L | Baton Rouge, La./Scotlandville |
| 10 | P.J. Hurst | QB | 6-2 | 175 | WO-Fr.-QB | Pacific Palisades, Calif./Palisades Charter |
| 44 | Luke Jackson | DE | 6-3 | 240 | RS-Jr.-1L | LaPlace, La./St. Charles Catholic |
| 11 | Tre Jackson | CB | 5-9 | 180 | Fr.-HS | Baton Rouge, La./ University Laboratory School |
| 78 | Todd Jacquet | OT | 6-6 | 315 | RS-Sr.-3L | New Orleans, La./Jesuit |
| 9 | Chris Johnson | WR | 6-1 | 195 | Fr.-HS | Baton Rouge, La./Scotlandville Magnet |
| 74 | Devon Johnson | OT | 6-5 | 315 | RS-Sr.-1L | Amite, La./Amite |
| 50 | Tyler Johnson | OL | 6-3 | 280 | Fr.-HS | Stone Mountain, Ga./Stephenson |
| 84 | Charles Jones, II | TE | 6-4 | 255 | Jr.-2L | New Orleans, La./St. Augustine |
| 90 | Robert Kennedy | DE | 6-1 | 265 | RS-Sr.-1L | Belle Chasse, La./Belle Chasse |
| 37 | Thakarius Keyes | DB | 6-1 | 185 | Fr.-HS | Laurel, Miss./Laurel |
| 72 | John Leglue | OT | 6-7 | 315 | RS-Sr.-1L | Alexandria, La./Holy Savior Menard Central |
| 21 | Donnie Lewis, Jr. | CB | 6-1 | 185 | RS-Sr.-1L | Baton Rouge, La./Central |
| 24 | Eric Lewis | DB | 5-11 | 190 | Fr.-HS | LaPlace, La./St. Charles Catholic |
| 32 | Stephon Lofton | CB | 6-0 | 185 | RS-Sr.-1L | New Orleans, La./Miller-McCoy Academy |

Numerical Roster

| No | Player | Pos | Cl. |
|---------|----------------------|-----|------|
| 1..... | Johnathan Brantley | QB | Fr. |
| 2..... | Nico Marley | LB | Sr. |
| 3..... | Sherman Badie | RB | RJr. |
| 4..... | Will Harper | S | Fr. |
| 5..... | Terren Encalade | WR | RSo. |
| 6..... | Jarrold Franklin | S | RJr. |
| 7..... | Devin Glenn | WR | So. |
| 8..... | Devon Breaux | WR | RSo. |
| 9..... | Chris Johnson | WR | Fr. |
| 10..... | P.J. Hurst | QB | Fr. |
| 11..... | Darius Bradwell | QB | Fr. |
| 11..... | Tre Jackson | CB | Fr. |
| 12..... | Sean Harper | DB | Fr. |
| 13..... | Brian Newman | WR | Jr. |
| 13..... | William Townsend | TE | RJr. |
| 14..... | Glen Cuiellette | QB | RSo. |
| 15..... | Jacob Robertson, Jr. | WR | Fr. |
| 16..... | P.J. Hall | DB | Fr. |
| 17..... | Parry Nickerson | CB | RJr. |
| 19..... | Taris Shenall | NB | So. |
| 20..... | Chase Napoleon | DB | Fr. |
| 21..... | Donnie Lewis, Jr. | CB | RSo. |
| 22..... | Marshall Wadleigh | TE | Sr. |
| 23..... | Richard Allen | NB | Sr. |
| 24..... | Eric Lewis | DB | Fr. |
| 25..... | Josh Rounds | RB | RSo. |
| 26..... | Dontrell Hilliard | RB | Jr. |
| 27..... | John Helow | CB | Fr. |
| 28..... | Deion Rainey | DL | Fr. |
| 29..... | Jared Bertrand | RB | So. |
| 30..... | Tristan Cooper | WR | RJr. |
| 31..... | Miles Strickland | RB | Fr. |
| 32..... | Stephon Lofton | CB | RSo. |
| 33..... | Lazedrick Thompson | RB | RSo. |
| 34..... | Jeremie Francis | CB | RFr. |
| 34..... | Rocky Ferony | WR | Fr. |
| 35..... | Lawrence Graham | LB | Fr. |
| 36..... | Larry Bryant | LB | Fr. |
| 37..... | Thakarius Keyes | DB | Fr. |
| 38..... | Roderic Teamer | S | So. |
| 39..... | Sam Davis | S | So. |
| 40..... | Zachery Harris | LB | RSo. |
| 41..... | Enrique Carrasquero | P | So. |
| 42..... | Andrew DiRocco | K | Jr. |
| 43..... | Coby Neenan | K/P | Fr. |
| 44..... | Luke Jackson | DE | RJr. |
| 45..... | Randy Harvey | K | So. |
| 46..... | Sergio Medina | TE | RJr. |
| 47..... | Andrew Zuckerman | RB | Fr. |
| 48..... | DeAndre Williams | DL | Fr. |
| 49..... | Zachary Block | P/K | So. |
| 50..... | Tyler Johnson | OL | Fr. |
| 51..... | Junior Diaz | C | RSo. |
| 52..... | Eric Thomas | LB | Sr. |
| 53..... | Keyshawn McLeod | C | RFr. |
| 54..... | Quinlan Carroll | DE | RJr. |
| 55..... | Eric Bowie | LB | RSo. |
| 56..... | Rae Juan Marbley | LB | Jr. |
| 57..... | Peter Woullard | DE | RSo. |
| 58..... | Brian Webb | OG | RFr. |



Green Wave Game Notes

Numerical Roster

| No | Player | Pos | Cl. |
|---------|----------------------|------------|------|
| 59..... | Sterling Fitzwater | LB..... | RSo. |
| 60..... | Geron Eatherly | DS..... | Fr. |
| 63..... | Casey Spinelli | LB..... | Sr. |
| 65..... | Braynon Edwards | DT..... | RSo. |
| 66..... | Phabion Woodard | OL..... | Fr. |
| 71..... | Jason Stewart | OL..... | RJr. |
| 72..... | John Leglue | OT..... | RSo. |
| 73..... | Leeward Brown | OT..... | RFr. |
| 74..... | Devon Johnson | OT..... | RSo. |
| 75..... | Chris Taylor | OG..... | Sr. |
| 77..... | Tanzel Smart | DT..... | Sr. |
| 78..... | Todd Jacquet | OT..... | RSr. |
| 79..... | Kenneth Santa Marina | OT..... | RJr. |
| 80..... | Andrew Hicks | WR..... | So. |
| 81..... | D.J. Owens | WR..... | Fr. |
| 82..... | Reed Green | WR..... | So. |
| 83..... | Trey Scott | WR..... | Jr. |
| 84..... | Charles Jones, II | TE..... | Jr. |
| 85..... | Larry Dace, III | WR..... | RSr. |
| 86..... | Darnell Mooney | WR..... | Fr. |
| 87..... | Ade Aruna | DE..... | RJr. |
| 89..... | Kendall Ardoin | TE..... | RSo. |
| 90..... | Robert Kennedy | DE..... | RSo. |
| 91..... | Eldrick Washington | DT..... | RJr. |
| 92..... | Daren Williams | DE..... | Jr. |
| 93..... | John Washington | OL/TE..... | RFr. |
| 94..... | Sean Wilson | DT..... | Jr. |
| 95..... | Paul Staudinger | DT..... | Jr. |
| 96..... | Aaron Golub | DS..... | Jr. |
| 98..... | Eric Bell | DT..... | RJr. |

Alphabetical Roster

| No | Player | Pos | Ht | Wt | Cl./Exp | Hometown/High School/Previous School |
|----|----------------------|-------|------|-----|-----------|-----------------------------------------------------|
| 56 | Rae Juan Marbley | LB | 6-0 | 240 | Jr.-2L | Destrehan, La./Destrehan |
| 2 | Nico Marley | LB | 5-8 | 200 | Sr.-3L | Weston, Fla./Cypress Bay |
| 53 | Keyshawn McLeod | C | 6-4 | 290 | RS-Fr.-RS | Port Charlotte, Fla./Port Charlotte |
| 46 | Sergio Medina | TE | 5-11 | 225 | RS-Jr.-2L | Boutte, La./Hahnville |
| 86 | Darnell Mooney | WR | 6-1 | 170 | Fr.-HS | Gadsden, Ala./Gadsden City |
| 20 | Chase Napoleon | DB | 5-11 | 200 | Fr.-HS | Grand Prairie, Texas/South Grand Prairie |
| 43 | Coby Neenan | K/P | 6-2 | 185 | Fr.-HS | Dothan, Ala./Northview |
| 13 | Brian Newman | WR | 5-9 | 180 | Jr.-SQ | Houston, Texas/St. Pius X |
| 17 | Parry Nickerson | CB | 6-0 | 175 | RS-Jr.-2L | Algiers, La./West Jefferson |
| 81 | D.J. Owens | WR | 5-10 | 195 | Fr.-HS | Acworth, Ga./North Paulding |
| 28 | Deion Rainey | DL | 6-2 | 270 | Fr.-HS | Baton Rouge, La./ Southern University Lab School |
| 15 | Jacob Robertson, Jr. | WR | 6-0 | 170 | Fr.-HS | College Park, Ga./Woodward Academy |
| 25 | Josh Rounds | RB | 6-0 | 205 | RS-Sr.-3L | New Orleans, La./McMain |
| 79 | Kenneth Santa Marina | OT | 6-6 | 325 | RS-Jr.-1L | New Orleans, La./McDonogh 35 |
| 83 | Trey Scott | WR | 6-1 | 215 | Jr.-2L | Powder Springs, Ga./McEachern |
| 19 | Taris Shenall | NB | 6-0 | 185 | So.-1L | Marrero, La./John Ehret |
| 77 | Tanzel Smart | DT | 6-1 | 305 | Sr.-3L | Baton Rouge, La./Scotlandville Magnet |
| 63 | Casey Spinelli | LB | 5-10 | 192 | WO-Sr.-SQ | Covington, La./St. Paul's School |
| 95 | Paul Staudinger | DT | 6-6 | 221 | WO-Jr.-SQ | Rye, N.Y./Rye |
| 71 | Jason Stewart | OG | 6-5 | 360 | RS-Jr.-2L | New Orleans, La./Warren Easton |
| 31 | Miles Strickland | RB | 5-11 | 175 | Fr.-HS | Madison, Ala./Bob Jones |
| 75 | Chris Taylor | OG | 6-3 | 325 | Sr.-3L | Baton Rouge, La./Zachary |
| 38 | Roderic Teamer | S | 6-0 | 205 | So.-1L | New Orleans, La./Brother Martin |
| 52 | Eric Thomas | LB | 5-10 | 240 | Sr.-3L | Meraux, La./John Curtis Christian School |
| 33 | Lazedrick Thompson | RB | 5-10 | 220 | RS-Sr.-3L | LaPlace, La./St. Charles Catholic |
| 13 | William Townsend | TE | 6-0 | 230 | RS-Jr.-2L | Miami, Fla./Miami Northland |
| 22 | Marshall Wadleigh | TE | 5-11 | 205 | WO-Sr.-3L | Pearl River, La./Northshore |
| 91 | Eldrick Washington | DT | 6-2 | 280 | RS-So.-2L | Harvey, La./Helen Cox |
| 93 | John Washington | OL/TE | 6-2 | 290 | RS-Fr.-RS | West Monroe, La./West Monroe |
| 58 | Brian Webb | OG | 6-2 | 295 | RS-Fr.-RS | New Orleans, La./Miller-McCoy Academy |
| 92 | Daren Williams | DE | 6-3 | 250 | Jr.-2L | Reserve, La./East St. John |
| 48 | De'Andre Williams | DL | 6-3 | 270 | Fr.-HS | Baton Rouge, La./Scotlandville Magnet |
| 94 | Sean Wilson | DT | 6-4 | 295 | Jr.-2L | Port Sulphur, La./South Plaquemines |
| 66 | Phabion Woodard | OL | 6-4 | 245 | Fr.-HS | Indianola, Miss./Gentry |
| 57 | Peter Woullard | DE | 6-3 | 248 | RS-So.-SQ | New Orleans, La./St. Augustine |
| 47 | Andrew Zuckerman | RB | 5-8 | 185 | Fr.-HS | Potomac, Md./Winston Churchill |

Pronunciation Guide

ADE ARUNAah-DAY uh-ROON-uh
 Kendall ARDOINAR-dwayn
 Sherman BADIEBAY-dee
 Eric BOWIEBOO-we
 Glen CUIELLETTEcoo-YET
 Junior DIAZDEE-az
 Andrew DIROCCOde-ROK-oh
 Terren ENCALADEON-cuh-lahd
 GERON EATHERLYG-AIR-un Eh-THERE-ly
 Aaron GOLUBGah-lub
 John HELOWHE-low
 DONTRELL HILLIARDdon-TREL HIL-yard
 Todd JACQUETJOK-ett

John LEGLUEluh-GLU
 STEPHON Loftonstef-ON
 RAE JUAN Marbleyray-ZHAN
 THAKARIUS KeyesTHACK-air-e-us
 Sergio MEDINAmuh-DEEN-uh
 Coby NEENANKnee-None
 PARRY NickersonPER-ee
 Casey SPINELLIspin-EL-ee
 Paul STAUDINGERSTAW-den-jer
 LAZEDRICK ThompsonLUH-zed-rik
 Marshall WADLEIGHWAD-lee
 ELDRICK WashingtonELD-rick
 Peter WOULLARDWOOL-urd

Offensive Depth Chart Bios

QUARTERBACKS



14 • Glenn Cuiellette

6-0 • 215 • RS-So.

- Played in eight career games with five starts.
- Connected on 3-of-19 attempts at Tulsa on Oct. 22, for just 37 passing yards.
- Completed 11-of-30 attempts for 144 yards and one touchdown

in the 24-14 loss to Memphis on Oct. 14, throwing a touchdown pass for the third straight game. Also earned his first career rushing touchdown, along with garnering 35 yards on 18 carries.

- Recorded a career best 168 passing yards in the 31-24 win at UMass on Oct. 1, ultimately completing 11-of-20 pass attempts, including his longest touchdown pass of the season in a 36-yarder to Terren Encalade.
- Led the Green Wave to a 41-39 quadruple overtime victory over UL Lafayette on Sept. 24, completing three of his career high four touchdown passes in overtime, totaling a career best 165 yards. Also marked the first four touchdown performance since Jordy Joseph against Tulsa last season.
- Registered his first career start at Wake Forest on Sept. 1, completing 12-of-23 passes for 134 yards, including a

46-yard pass to Josh Rounds.

- Led the squad in rushing attempts (22) at Wake Forest, on Sept. 1, gaining 54 yards on the ground.
- Rushed five times for 20 yards and completed one of two pass attempts for five yards in the 66-21 win over Southern on Sept. 10.
- Played two snaps vs Navy on Sept. 17.

| RUSHING | g | att | yards | td | long | avg/c | avg/g |
|---------|---|-----|-------|----|------|-------|-------|
| 2015 | 1 | 0 | 0 | 0 | 0 | 0.0 | 0.0 |
| 2016 | 7 | 74 | 148 | 1 | 25 | 2.0 | 21.1 |
| TOTAL | 8 | 74 | 148 | 1 | 25 | 2.0 | 18.5 |

| PASSING | g | cmp-att-int | yards | td | long | pct | avg/p | avg/g | effic |
|---------|---|-------------|-------|----|------|------|-------|-------|-------|
| 2015 | 1 | 0-0-0 | 0 | 0 | 0 | 0.0 | 0.0 | 0.0 | 0.0 |
| 2016 | 7 | 48-117-3 | 653 | 6 | 46 | 41.0 | 5.6 | 93.3 | 99.7 |
| TOTAL | 8 | 48-117-3 | 653 | 6 | 46 | 41.0 | 5.6 | 81.6 | 99.7 |

| TOTAL OFFENSE | g | rush | pass | total | avg/g |
|---------------|---|------|------|-------|-------|
| 2015 | 1 | 0 | 0 | 0 | 0.0 |
| 2016 | 7 | 148 | 653 | 801 | 114.4 |
| TOTAL | 8 | 148 | 653 | 801 | 100.1 |

QUARTERBACKS



1 • Johnathan Brantley

6-1 • 195 • Fr.

- Played in five career games with two starts.
- Carried the ball twice for a gain of seven yards at Tulsa on Oct. 22.
- Rushed three times for one yard at UMass on Oct. 1.

- Started against UL Lafayette on Sept. 24, completing 3-of-3 passes for 16 yards. Also rushed eight times for seven yards.
- Made his first career start vs Navy on Sept. 17, completing 3-of-12 passes for 21 yards. Brantley also rushed 10 times for 29 yards.
- Rushed the ball for 63 yards on his first play of his collegiate career vs Southern on Sept. 10.
- Finished with the most rushing yards (119 on 11 carries) and best rushing average (10.8) amongst the Green Wave in the 66-21 win over Southern on Sept. 10.

| RUSHING | g | att | yards | td | long | avg/c | avg/g |
|---------|---|-----|-------|----|------|-------|-------|
| 2016 | 5 | 34 | 163 | 0 | 63 | 4.8 | 32.6 |
| TOTAL | 5 | 34 | 163 | 0 | 63 | 4.8 | 32.6 |

| PASSING | g | cmp-att-int | yards | td | long | pct | avg/p | avg/g | effic |
|---------|---|-------------|-------|----|------|------|-------|-------|-------|
| 2016 | 5 | 7-20-0 | 44 | 0 | 12 | 35.0 | 2.2 | 8.8 | 53.5 |
| TOTAL | 5 | 7-20-0 | 44 | 0 | 12 | 35.0 | 2.2 | 8.8 | 53.5 |

| TOTAL OFFENSE | g | rush | pass | total | avg/g |
|---------------|---|------|------|-------|-------|
| 2016 | 5 | 163 | 44 | 207 | 41.4 |
| TOTAL | 5 | 163 | 44 | 207 | 41.4 |

RUNNING BACKS



26 • Dontrell Hilliard

6-0 • 200 • Jr. • 2L

- Played in 31 career games with 17 starts.
- Has rushed 303 times for 1,627 yards with 16 touchdowns. Also recorded 58 receptions for 575 yards and two scores, while also returning 18 kickoffs for 278 yards.
- Recorded a career day at Tulsa on Oct. 22, rushing for a career high 124 yards on 12 carries (10.3 avg). Also earned his fourth career multi-touchdown game with two scores, including one that was a 30-yard touchdown rush.
- Rushed eight times for 21 yards and caught one pass for 28 yards vs. Memphis on Oct. 14.
- Carried the ball a season high 22 times for 99 yards at UMass on Oct. 1, including an 11-yard touchdown rush.
- Led the team in carries (16) and yardage (49) vs UL Lafayette on Sept. 24, also reeling in one catch for 12 yards.
- Led the team in carries (16) and rushing yards (97) vs Navy, averaging 6.1 yards per carry on the night. Hilliard also scored for the second straight game, recording a 36-yard touchdown run.
- Recorded his third multi-touchdown game of his career vs Southern on Sept. 10, reaching the endzone a career high three times on his way to earning 103 yards on the ground on 10 attempts (10.3 avg).
- Made the start at Wake Forest on Sept. 1, rushing seven times for 36 yards, as his 5.1 yards per carry was the best Green Wave rushing average on the day.

| RUSHING | g | att | yards | td | long | avg/c | avg/g |
|---------|----|-----|-------|----|------|-------|-------|
| 2014 | 12 | 97 | 452 | 3 | 45 | 4.7 | 37.7 |
| 2015 | 12 | 115 | 646 | 6 | 85 | 5.6 | 53.8 |
| 2016 | 7 | 91 | 529 | 7 | 42 | 5.8 | 75.6 |
| TOTAL | 31 | 303 | 1627 | 16 | 85 | 5.4 | 52.5 |

| RECEIVING | g | rec | yards | td | long | rec/g | avg/c | avg/g |
|-----------|----|-----|-------|----|------|-------|-------|-------|
| 2014 | 12 | 30 | 244 | 1 | 63 | 2.5 | 8.1 | 20.3 |
| 2015 | 12 | 23 | 267 | 1 | 66 | 1.9 | 11.6 | 22.2 |
| 2016 | 7 | 5 | 64 | 0 | 28 | 0.7 | 12.8 | 9.1 |
| TOTAL | 31 | 58 | 575 | 2 | 66 | 1.9 | 9.9 | 18.5 |



3 • Sherman Badie

6-0 • 200 • RS-Jr. • 2L

- Played in 27 games with 11 starts at running back.
- Rushed 209 times for 1,068 yards and five touchdowns. Has also hauled in 51 catches for 392 yards and one score and returned 20 kickoffs for 468 yards including one touchdown.
- Returned to action at Tulsa on Oct. 22, logging four carries

for four yards.

- Returned a kickoff 86-yards for the touchdown vs Southern on Sept. 10, which led to Badie being named The American's Special Teams Player of the Week. The kickoff return touchdown was the first of his career and the longest return as well.
- Rushed five times for 40 yards vs Southern on Sept. 10.
- Rushed seven times at Wake Forest on Sept. 1, for a net gain of 26 yards, with a bulk of the yardage gained from bursting out a 22-yard attempt.

| RUSHING | g | att | yards | td | long | avg/c | avg/g |
|---------|----|-----|-------|----|------|-------|-------|
| 2014 | 12 | 121 | 688 | 3 | 90 | 5.7 | 57.3 |
| 2015 | 12 | 72 | 310 | 2 | 56 | 4.3 | 25.8 |
| 2016 | 3 | 16 | 70 | 0 | 22 | 4.4 | 23.3 |
| TOTAL | 27 | 209 | 1068 | 5 | 90 | 5.1 | 39.6 |

| TOTAL OFFENSE | g | rush | pass | total | avg/g |
|---------------|----|------|------|-------|-------|
| 2014 | 12 | 688 | 0 | 688 | 57.3 |
| 2015 | 12 | 310 | 0 | 310 | 25.8 |
| 2016 | 3 | 70 | 0 | 70 | 23.3 |
| TOTAL | 27 | 1068 | 0 | 1068 | 39.6 |

| RECEIVING | g | rec | yards | td | long | rec/g | avg/c | avg/g |
|-----------|----|-----|-------|----|------|-------|-------|-------|
| 2014 | 12 | 24 | 108 | 1 | 13 | 2.0 | 4.5 | 9.0 |
| 2015 | 12 | 27 | 284 | 0 | 51 | 2.2 | 10.5 | 23.7 |
| 2016 | 3 | 0 | 0 | 0 | 0 | 0.0 | 0.0 | 0.0 |
| TOTAL | 27 | 51 | 392 | 1 | 51 | 1.9 | 7.7 | 14.5 |

RUNNING BACKS



33 • Lazedrick Thompson

5-11 • 220 • RS-Sr. • 3L

- Played in 34 career games with six starts.
- Has 222 carries for 1,051 yards with nine touchdowns. Also has four receptions for 35 yards.
- Garnered 66 yards on seven carries (9.4 avg), including a season long 41-yard rush. Also earned a five-yard touchdown carry.
- Led the team with a season high 69 rushing yards on eight carries (8.6 avg) vs Memphis on Oct. 14, including a season long carry of 36 yards.
- Recorded the best rushing average at UMass on Oct. 1 with his 6.8 yards per carry. Carried eight times for 54 yards, including a 19-yard touchdown run.
- Recorded seven carries for 30 yards vs UL Lafayette on Sept. 24.
- Carried the ball six times for 20 yards vs Navy on Sept. 17.
- Earned the first multi-touchdown game of his career vs Southern on Sept. 10, recording touchdown runs of 11 and nine yards. In all, Thompson rushed four times for 28 yards on the night.
- Had six carries at Wake Forest on Sept. 1, resulting in 21 yards (3.5 avg). Also grabbed one catch for six yards.

| RUSHING | g | att | yards | td | long | avg/c | avg/g |
|---------|----|-----|-------|----|------|-------|-------|
| 2013 | 8 | 22 | 68 | 0 | 16 | 3.1 | 8.5 |
| 2014 | 11 | 109 | 533 | 4 | 48 | 4.9 | 48.5 |
| 2015 | 8 | 45 | 162 | 1 | 15 | 3.6 | 20.2 |
| 2016 | 7 | 46 | 288 | 4 | 41 | 6.3 | 41.1 |
| TOTAL | 34 | 222 | 1051 | 9 | 48 | 4.7 | 30.9 |

| RECEIVING | g | rec | yards | td | long | rec/g | avg/c | avg/g |
|-----------|----|-----|-------|----|------|-------|-------|-------|
| 2013 | 8 | 1 | 31 | 0 | 31 | 0.1 | 31.0 | 3.9 |
| 2014 | 11 | 1 | 4 | 0 | 4 | 0.1 | 4.0 | 0.4 |
| 2015 | 8 | 0 | 0 | 0 | 0 | 0.0 | 0.0 | 0.0 |
| 2016 | 7 | 2 | 0 | 0 | 6 | 0.3 | 0.0 | 0.0 |
| TOTAL | 34 | 4 | 35 | 0 | 31 | 0.1 | 8.8 | 1.0 |



25 • Josh Rounds

6-0 • 205 • RS-Sr. • 3L

- Played in 42 career games.
- Rushed 172 times for 875 yards for six touchdowns to go along with his 37 receptions for 259 yards. Also recorded 29 kickoff returns for 516 yards.
- Posted a career day at Tulsa on Oct. 22 - achieving a career best 166 yards on 15 carries (11.1 avg), including a career long 84-yard rush. Also tacked on one touchdown. Rounds' 166 yards was the first 150+ yard rushing performance by a Green Wave player since Sherman Badie's 215 yards at Tulsa in Aug. of 2014.
- Rushed seven times for 33 yards, including a long of 11 yards, vs Memphis on Oct. 14. Also reeled in one catch for 10 yards.
- Carried the ball a season high 16 times for 77 yards at UMass on Oct. 1, including a 10-yard touchdown run.
- Averaged a team best 4.5 yards per carry vs UL Lafayette on Sept. 24, finishing with 10 carries for 45 yards.
- Scored for the second straight week, recording a 2-yard touchdown run in the second quarter vs Navy. Rounds capped an eight-play 75-yard drive in which he carried the ball five times for 52 yards. Overall, Rounds rushed 11 times for 75 yards.
- Recorded the first multi-touchdown game of his career with two vs Southern on Sept. 10. Also tied for the most rushing attempts (11) on his way to garnering 66 yards.
- At Wake Forest on Sept. 1, Rounds' lone reception was the biggest gain of the game, catching a 46-yard pass from Cuelllette. Rounds also rushed one time for three yards.

| RUSHING | g | att | yards | td | long | avg/c | avg/g |
|---------|----|-----|-------|----|------|-------|-------|
| 2012 | 10 | 17 | 40 | 0 | 7 | 2.4 | 4.0 |
| 2013 | 13 | 49 | 163 | 0 | 20 | 3.3 | 12.5 |
| 2015 | 12 | 35 | 207 | 1 | 46 | 5.9 | 17.2 |
| 2016 | 7 | 71 | 465 | 5 | 84 | 6.5 | 66.4 |
| TOTAL | 42 | 172 | 875 | 6 | 84 | 5.1 | 20.8 |

| RECEIVING | g | rec | yards | td | long | rec/g | avg/c | avg/g |
|-----------|----|-----|-------|----|------|-------|-------|-------|
| 2012 | 10 | 14 | 78 | 0 | 21 | 1.4 | 5.6 | 7.8 |
| 2013 | 13 | 12 | 65 | 0 | 10 | 0.9 | 5.4 | 5.0 |
| 2015 | 12 | 8 | 61 | 0 | 16 | 0.7 | 7.6 | 5.1 |
| 2016 | 7 | 3 | 55 | 0 | 46 | 0.4 | 18.3 | 7.9 |
| TOTAL | 42 | 37 | 259 | 0 | 46 | 0.9 | 7.0 | 6.2 |

TIGHT ENDS



89 • Kendall Ardoin
6-5 • 245 • RS-So. • 1L

- Played in 18 career games with 14 starts.
- Earned his sixth straight start at Tulsa on Oct. 22.
- Reeled in his first touchdown of the season via a career long 20-yard reception - his lone catch of the game - vs Memphis on

Oct. 14.

- Caught the two-point conversion that ultimately sealed the four-overtime, 41-39 win, vs UL Lafayette on Sept. 24.
- Reeled in one catch for seven yards vs Southern on Sept. 10.

| RECEIVING | g | rec | yards | td | long | rec/g | avg/c | avg/g |
|-----------|----|-----|-------|----|------|-------|-------|-------|
| 2015 | 12 | 6 | 52 | 2 | 15 | 0.5 | 8.7 | 4.3 |
| 2016 | 6 | 2 | 27 | 1 | 20 | 0.3 | 13.5 | 4.5 |
| TOTAL | 18 | 8 | 79 | 3 | 20 | 0.4 | 9.9 | 4.4 |



22 • Marshall Wadleigh
5-11 • 205 • Sr. • 3L

- Played in 44 career games.
- Rushed twice for 26 yards (13.0 avg) while returning two kickoffs for 12 yards (6.0 avg).
- Also owns 15 tackles (14 solo, 1 assist).

| RUSHING | g | att | yards | td | long | avg/c | avg/g |
|---------|----|-----|-------|----|------|-------|-------|
| 2013 | 13 | 0 | 0 | 0 | 0 | 0.0 | 0.0 |
| 2014 | 12 | 0 | 0 | 0 | 0 | 0.0 | 0.0 |
| 2015 | 12 | 2 | 26 | 0 | 24 | 13.0 | 2.2 |
| 2016 | 7 | 0 | 0 | 0 | 0 | 0.0 | 0.0 |
| TOTAL | 44 | 2 | 26 | 0 | 24 | 13.0 | 0.6 |

WIDE RECEIVERS



86 • Darnell Mooney
6-1 • 170 • Fr.

- Played in seven career games with four starts.
- Reeled in one reception for 19 yards at Tulsa on Oct. 22. Now has a reception in four straight games.

- Set a career high of four receptions, totaling 45 yards, vs Memphis on Oct. 14.
- Notched three receptions at UMass on Oct. 1, garnering 25 total yards.
- Had a breakout game in the 41-39, four-overtime victory over UL Lafayette on Sept. 24, recording his first three collegiate receptions and first career touchdown, which came in the second overtime via a 25-yard pass from Glen Cuiellette. Also recorded his first career rush attempt, carrying the ball four yards vs UL Lafayette.

| RUSHING | g | att | yards | td | long | avg/c | avg/g |
|---------|---|-----|-------|----|------|-------|-------|
| 2016 | 7 | 3 | 18 | 0 | 8 | 6.0 | 2.6 |
| TOTAL | 7 | 3 | 18 | 0 | 8 | 6.0 | 2.6 |

| RECEIVING | g | rec | yards | td | long | rec/g | avg/c | avg/g |
|-----------|---|-----|-------|----|------|-------|-------|-------|
| 2016 | 7 | 11 | 140 | 1 | 25 | 1.6 | 12.7 | 20.0 |
| TOTAL | 7 | 11 | 140 | 1 | 25 | 1.6 | 12.7 | 20.0 |



85 • Larry Dace III
5-9 • 170 • RS-Sr. • 2L

- Played in 27 career games with five starts.
- Has totaled 16 receptions for 178 yards and one touchdown.
- Played in all but the UMass game on Oct. 1 this season, including starts in the first three games.

- Logged his first reception since the season opener at Tulsa on Oct. 22, earning one catch for 15 yards.
- Co-led the team with four receptions at Wake Forest on Sept. 1, resulting in 38 yards.

| RECEIVING | g | rec | yards | td | long | rec/g | avg/c | avg/g |
|-----------|----|-----|-------|----|------|-------|-------|-------|
| 2013 | 1 | 0 | 0 | 0 | 0 | 0.0 | 0.0 | 0.0 |
| 2014 | 8 | 0 | 0 | 0 | 0 | 0.0 | 0.0 | 0.0 |
| 2015 | 12 | 11 | 125 | 1 | 27 | 0.9 | 11.4 | 10.4 |
| 2016 | 6 | 5 | 53 | 0 | 18 | 0.8 | 10.6 | 8.8 |
| TOTAL | 27 | 16 | 178 | 1 | 27 | 0.6 | 11.1 | 6.6 |

WIDE RECEIVERS



8 • Devon Breaux

6-0 • 185 • RS-Sr. • 3L

- Played in 41 career games with 18 starts.
- Owns 41 catches for 625 yards and five touchdowns. Also has 10 kickoff returns for 206 yards.
- Became the first Tulane male track and field student-athlete to qualify for the NCAA National Championships in the post-Katrina era and also captured the 2015 American Athletic Conference Championship in the Long Jump (7.45 meters).

• Returned one kickoff for 24 yards at Tulsa on Oct. 22.
 • Returned three kickoffs for a total of 53 yards, including a long of 22 yards, against Memphis on Oct. 14.

- Earned one catch for 16 yards vs UL Lafayette on Sept. 24.
- Caught one pass for five yards vs Navy on Sept. 17.
- Reeled in one catch for 17 yards on a 4th-and-10 play at Wake Forest on Sept. 1.

| RECEIVING | g | rec | yards | td | long | rec/g | avg/c | avg/g |
|-----------|----|-----|-------|----|------|-------|-------|-------|
| 2013 | 11 | 6 | 101 | 2 | 42 | 0.5 | 16.8 | 9.2 |
| 2014 | 12 | 7 | 55 | 0 | 16 | 0.6 | 7.9 | 4.6 |
| 2015 | 11 | 25 | 431 | 3 | 76 | 2.3 | 17.2 | 39.2 |
| 2016 | 7 | 3 | 38 | 0 | 17 | 0.4 | 12.7 | 5.4 |
| TOTAL | 41 | 41 | 625 | 5 | 76 | 1.0 | 15.2 | 15.2 |



9 • Chris Johnson

6-1 • 195 • Fr.

- Played in six career games with one start.
- Started his first career game vs Memphis on Oct. 14.
- Recorded his first collegiate catch at UMass on Oct. 1, reeling in an 18-yard pass.

| RECEIVING | g | rec | yards | td | long | rec/g | avg/c | avg/g |
|-----------|---|-----|-------|----|------|-------|-------|-------|
| 2016 | 6 | 1 | 18 | 0 | 18 | 0.2 | 18.0 | 3.0 |
| TOTAL | 6 | 1 | 18 | 0 | 18 | 0.2 | 18.0 | 3.0 |

WIDE RECEIVERS



5 • Terren Encalade

6-0 • 195 • RS-So. • 1L

- Played in 21 career games with 15 starts.
- Has hauled in 47 receptions for 580 yards and rushed for 23 yards on two attempts.
- Logged just one catch for three yards at Tulsa on Oct. 22.

• Led the team in receiving yards with 47 on three receptions vs Memphis on Oct. 14, including a long of 27 yards. Now has three or more receptions in three straight games.

• With 103 receiving yards vs ULL on Sept. 24 and 125 yards at UMass on Oct. 1, Encalade became the first Tulane receiver since Ryan Grant in 2012 to net back-to-back 100+ yard receiving games.

• Set a new career high with 125 receiving yards at UMass on Oct. 1, where he also tied his career high of seven receptions. Also recorded a 36-yard touchdown reception, marking the longest touchdown catch of his career.

• Recorded a career best seven receptions for 103 yards with a career high three touchdowns - with two coming in overtime - in the 41-39 quadruple overtime win vs UL Lafayette on Sept. 24.

• Encalade's three touchdown receptions vs UL Lafayette on Sept. 24 marked the first time since Roydell Williams caught three TD's against UAB on Oct. 23, 2004.

• Recorded his first career rush attempts vs Navy on Sept. 17, notching two carries for 23 yards.

• Had one of two total Tulane receptions (five yards) in 66-21 win over Southern on Sept. 10.

• Tied Dace for the most receptions in the opener at Wake Forest on Sept 1 with four, equating to 19 total yards.

| RUSHING | g | att | yards | td | long | avg/c | avg/g |
|---------|----|-----|-------|----|------|-------|-------|
| 2014 | 12 | 0 | 0 | 0 | 0 | 0.0 | 0.0 |
| 2015 | 2 | 0 | 0 | 0 | 0 | 0.0 | 0.0 |
| 2016 | 7 | 2 | 23 | 0 | 13 | 11.5 | 3.3 |
| TOTAL | 21 | 2 | 23 | 0 | 13 | 11.5 | 1.1 |

| RECEIVING | g | rec | yards | td | long | rec/g | avg/c | avg/g |
|-----------|----|-----|-------|----|------|-------|-------|-------|
| 2014 | 12 | 20 | 235 | 0 | 35 | 1.7 | 11.8 | 19.6 |
| 2015 | 2 | 4 | 43 | 0 | 20 | 2.0 | 10.8 | 21.5 |
| 2016 | 7 | 23 | 302 | 4 | 38 | 3.3 | 13.1 | 43.1 |
| TOTAL | 21 | 47 | 580 | 4 | 38 | 2.2 | 12.3 | 27.6 |



83 • Trey Scott

6-1 • 215 • Jr.

- Played in 29 career games, including six this season.
- Boasts 28 career receptions for 296 yards.
- Recorded one carry for seven yards vs Southern on Sept. 10.

| RUSHING | g | att | yards | td | long | avg/c | avg/g |
|---------|----|-----|-------|----|------|-------|-------|
| 2014 | 12 | 0 | 0 | 0 | 0 | 0.0 | 0.0 |
| 2015 | 11 | 0 | 0 | 0 | 0 | 0.0 | 0.0 |
| 2016 | 6 | 1 | 7 | 0 | 7 | 7.0 | 1.2 |
| TOTAL | 29 | 1 | 7 | 0 | 7 | 7.0 | 0.2 |

| RECEIVING | g | rec | yards | td | long | rec/g | avg/c | avg/g |
|-----------|----|-----|-------|----|------|-------|-------|-------|
| 2014 | 12 | 10 | 91 | 0 | 19 | 0.8 | 9.1 | 7.6 |
| 2015 | 11 | 18 | 205 | 0 | 35 | 1.6 | 11.4 | 18.6 |
| 2016 | 6 | 0 | 0 | 0 | 0 | 0.0 | 0.0 | 0.0 |
| TOTAL | 29 | 28 | 296 | 0 | 35 | 1.0 | 10.6 | 10.2 |

LEFT TACKLES



78 • Todd Jacquet

6-6 • 315 • RS-Sr. • 3L

- Played in 41 career games with 24 starts.
- Started in all seven games this season, extending his starting streak to 19 games.
- Made the start at right guard vs Navy on Sept. 17.



50 • Tyler Johnson

6-3 • 280 • Fr.

- Has not played in 2016.


LEFT GUARDS



75 • Chris Taylor

6-3 • 325 • Sr. • 3L

- Has played in 43 career games with 37 starts.
- Started in all seven games this season, extending his starting streak to 34 straight games, which marks the longest on the team.
- Started at left tackle vs Navy on Sept. 17.



71 • Jason Stewart

6-5 • 360 • RS-Jr. • 2L

- Played in 26 career games.
- Saw playing time vs Memphis on Oct. 14.
- Made his 2016 debut in 66-21 win over Southern on Sept. 10.

CENTERS



72 • John Leglue

6-7 • 315 • RS-So. • 1L

- Played in 19 career games with eight starts, including 14 games with four starts at right tackle.
- Started at center vs UL Lafayette on Sept. 24 and has been the mainstay at the position since.



53 • Keyshawn McLeod

6-4 • 290 • RS-Fr.

- Played in two career games.
- Made his 2016 debut in 66-21 win over Southern on Sept. 10.
- Also vs Navy on Sept. 17.

RIGHT GUARDS



73 • Leeward Brown

6-4 • 350 • RS-Fr.

- Played in seven career games with seven starts, all this season.
- Started at left guard vs Navy on Sept. 17.



58 • Brian Webb

6-2 • 295 • RS-Fr.

- Has not played in 2016.

RIGHT TACKLES



79 • Kenneth Santa Marina

6-6 • 325 • RS-Jr. • 1L

- Played in 12 career games with four starts, including eight games at right guard and two at right tackle.
- Made his first career start at right tackle vs UL Lafayette on Sept. 24 and has started at right tackle every week since.




74 • Devon Johnson

6-5 • 315 • RS-So. • 1L

- Played in 12 career games.
- Made his 2016 debut in 66-21 win over Southern on Sept. 10.

Defensive Depth Chart Bios

DEFENSIVE ENDS



90 • Robert Kennedy

6-1 • 265 • RS-So. • 1L

- Played in 17 career games with two starts.
- Recorded a career day at Tulsa on Oct. 22 with his first double-digit tackling performance (10). Also gathered his first career fumble recovery.
- Made his first collegiate start at Wake Forest on Sept. 1. Also started vs Southern on Sept. 10.
- Recorded three tackles at Wake Forest on Sept. 1 (2 solo), including an assisted tackle for loss.

| TACKLES | g | ua | a | total | tfl | pd | ff | fr | blk |
|---------|----|----|---|-------|-------|----|----|----|-----|
| 2015 | 12 | 4 | 2 | 6 | 1.0-6 | 0 | 0 | 0 | 0 |
| 2016 | 5 | 7 | 6 | 13 | 1.0-2 | 0 | 0 | 1 | 0 |
| TOTAL | 17 | 11 | 8 | 19 | 2.0-8 | 0 | 0 | 1 | 0 |

| SACKS | g | ua | a | total | yards |
|-------|----|----|---|-------|-------|
| 2015 | 12 | 1 | 0 | 1.0 | 6 |
| 2016 | 5 | 0 | 0 | 0.0 | 0 |
| TOTAL | 17 | 1 | 0 | 1.0 | 6 |



92 • Daren Williams

6-3 • 250 • Jr. • 2L

- Has played in 26 career games with one start.
- Boasts 38 career tackles to his name, including 3.5 tackles for loss of 19 yards.
- Collected a season high of five tackles at Tulsa on Oct. 22.
- Notched four tackles in the win over UL Lafayette on Sept. 24.
- Recorded one tackle for a loss of two yards vs Southern on Sept. 10.

| TACKLES | g | ua | a | total | tfl | pd | ff | fr | blk |
|---------|----|----|----|-------|--------|----|----|----|-----|
| 2014 | 9 | 4 | 6 | 10 | 0.0-0 | 0 | 0 | 0 | 0 |
| 2015 | 11 | 6 | 12 | 18 | 2.0-17 | 0 | 0 | 0 | 0 |
| 2016 | 6 | 4 | 6 | 10 | 1.5-2 | 0 | 0 | 0 | 0 |
| TOTAL | 26 | 14 | 24 | 38 | 3.5-19 | 0 | 0 | 0 | 0 |

| SACKS | g | ua | a | total | yards |
|-------|----|----|---|-------|-------|
| 2014 | 9 | 0 | 0 | 0.0 | 0 |
| 2015 | 11 | 0 | 2 | 1.0 | 15 |
| 2016 | 6 | 0 | 0 | 0.0 | 0 |
| TOTAL | 26 | 0 | 2 | 1.0 | 15 |

DEFENSIVE ENDS



87 • Ade Aruna
6-6 • 265 • RS-Jr. • 2L

- Played in 27 career games with 18 starts.
- Recorded 62 career tackles, 10.0 tackles for loss, 6.0 sacks, three forced fumbles and two fumble recoveries.
- Started in all seven games this season.
- Earned four tackles at Tulsa on Oct. 22.
- Recorded his second sack of the season vs Memphis on Oct. 14, earning a total of two tackles for a loss of eight yards on the night. Also collected his second fumble recovery of the season to go along with his four total tackles.
- Tallied one tackle at UMass on Oct. 1, bringing his season total to 15.
- Recorded a season high five tackles vs UL Lafayette on Sept. 24.
- Tallied his first career fumble recovery vs Navy on Sept. 17, along with gathering three tackles, including one tackle for a loss of two yards.
- Earned his fifth career sack vs Southern on Sept. 10, resulting in his third career forced fumble, which led to a Tulane touchdown on ensuing drive.
- Collected four tackles at Wake Forest on Sept. 1.

| TACKLES | g | ua | a | total | tfl | pd | ff | fr | blk |
|---------|----|----|----|-------|---------|----|----|----|-----|
| 2014 | 8 | 6 | 1 | 7 | 1.0-4 | 0 | 1 | 0 | 0 |
| 2015 | 12 | 24 | 8 | 32 | 5.0-27 | 2 | 1 | 0 | 0 |
| 2016 | 7 | 14 | 9 | 23 | 4.0-20 | 0 | 1 | 2 | 0 |
| TOTAL | 27 | 44 | 18 | 62 | 10.0-51 | 2 | 3 | 2 | 0 |

| SACKS | g | ua | a | total | yards |
|-------|----|----|---|-------|-------|
| 2014 | 8 | 1 | 0 | 1.0 | 4 |
| 2015 | 12 | 3 | 0 | 3.0 | 20 |
| 2016 | 7 | 2 | 0 | 2.0 | 17 |
| TOTAL | 27 | 6 | 0 | 6.0 | 41 |



44 • Luke Jackson
6-3 • 240 • RS-Jr. • 1L

- Played in 19 career games, including appearances in all seven games this season.
- Recorded a career best four tackles at Tulsa on Oct. 22, including two for a loss of five yards. Also earned his first career sack.
- Earned a tackle at UMass on Oct. 1.
- Notched a tackle vs UL Lafayette on Sept. 24.

| TACKLES | g | ua | a | total | tfl | pd | ff | fr | blk |
|---------|----|----|---|-------|-------|----|----|----|-----|
| 2015 | 12 | 2 | 1 | 3 | 1.0-3 | 0 | 0 | 0 | 0 |
| 2016 | 7 | 6 | 1 | 7 | 2.0-5 | 0 | 0 | 0 | 0 |
| TOTAL | 19 | 8 | 2 | 10 | 3.0-8 | 0 | 0 | 0 | 0 |

| SACKS | g | ua | a | total | yards |
|-------|----|----|---|-------|-------|
| 2015 | 12 | 0 | 0 | 0.0 | 0 |
| 2016 | 7 | 1 | 0 | 1.0 | 3 |
| TOTAL | 19 | 1 | 0 | 1.0 | 3 |

DEFENSIVE TACKLES



77 • Tanel Smart
6-1 • 305 • Sr. • 3L

- Played in 43 career games with 31 starts.
- Recorded 163 career tackles with 30.5 tackles for loss, seven career sacks, three forced fumbles and two fumble recoveries.
- Earned eight tackles, including 1.5 tackles for a loss of five yards at Tulsa on Oct. 22.
- Led the team in tackles with seven, including one for a loss of five yards, vs. Memphis on Oct. 14.
- Recorded a sack and forced fumble in the third quarter at UMass on Oct. 1, which led to a Tulane touchdown just two plays later. Finished with four tackles in the 31-24 victory.
- Earned a career high 10 tackles vs UL Lafayette on Sept. 24, including his sixth career sack (second of the season).
- Collected six tackles vs Navy on Sept. 17.
- Garnered his second career fumble recovery vs Southern on Sept. 10 which resulted in a touchdown drive in the ensuing offensive series.
- Earned the lone sack (loss of three yards) for the Wave at Wake Forest on Sept. 1, on his way to garnering four tackles, including two for a loss of six yards.

| TACKLES | g | ua | a | total | tfl | pd | ff | fr | blk |
|---------|----|----|----|-------|----------|----|----|----|-----|
| 2013 | 12 | 7 | 7 | 14 | 0.5-0 | 1 | 0 | 0 | 0 |
| 2014 | 12 | 21 | 26 | 47 | 6.5-32 | 1 | 1 | 0 | 0 |
| 2015 | 12 | 42 | 20 | 62 | 15.0-46 | 0 | 1 | 1 | 0 |
| 2016 | 7 | 20 | 20 | 40 | 8.5-30 | 0 | 1 | 1 | 0 |
| TOTAL | 43 | 90 | 73 | 163 | 30.5-108 | 2 | 3 | 2 | 0 |

| SACKS | g | ua | a | total | yards |
|-------|----|----|---|-------|-------|
| 2013 | 12 | 0 | 0 | 0.0 | 0 |
| 2014 | 12 | 2 | 0 | 2.0 | 18 |
| 2015 | 12 | 2 | 0 | 2.0 | 13 |
| 2016 | 7 | 3 | 0 | 3.0 | 10 |
| TOTAL | 43 | 7 | 0 | 7.0 | 41 |



98 • Eric Bell
6-2 • 260 • RS-Jr.

- Played in four career games
- Has one tackle to his credit.
- Has yet to make an appearance in 2016.

| TACKLES | g | ua | a | total | tfl | pd | ff | fr | blk |
|---------|---|----|---|-------|-------|----|----|----|-----|
| 2015 | 4 | 1 | 0 | 1 | 0.0-0 | 0 | 0 | 0 | 0 |
| TOTAL | 4 | 1 | 0 | 1 | 0.0-0 | 0 | 0 | 0 | 0 |

NOSE TACKLES




94 • Sean Wilson

6-4 • 295 • Jr. • 2L

- Played in 29 career games with 18 starts.
- Owns 75 career tackles to his name, including six sacks.
- Played in all seven games this season, including starts in the last four games.
- Logged three tackles at Tulsa on Oct. 22.
- Recorded his first multi-sack game of his career with two against Memphis on Oct. 14, totaling a loss of 14 yards. Wilson finished with four total tackles on the night.
- Picked up three tackles at UMass on Oct. 1, including one for a loss of four yards.
- Earned a season best five tackles vs UL Lafayette, including his first sack of the season.
- Collected two tackles at Wake Forest.

| TACKLES | g | ua | a | total | tfl | pd | ff | fr | blk |
|---------|----|----|----|-------|---------|----|----|----|-----|
| 2014 | 12 | 16 | 13 | 29 | 2.5-6 | 1 | 0 | 0 | 0 |
| 2015 | 10 | 21 | 8 | 29 | 6.0-17 | 1 | 0 | 0 | 0 |
| 2016 | 7 | 8 | 9 | 17 | 4.0-22 | 0 | 0 | 0 | 0 |
| TOTAL | 29 | 45 | 30 | 75 | 12.5-45 | 2 | 0 | 0 | 0 |

| SACKS | g | ua | a | total | yards |
|-------|----|----|---|-------|-------|
| 2014 | 12 | 1 | 0 | 1.0 | 2 |
| 2015 | 10 | 2 | 0 | 2.0 | 13 |
| 2016 | 7 | 3 | 0 | 3.0 | 18 |
| TOTAL | 29 | 6 | 0 | 6.0 | 33 |



65 • Braynon Edwards

6-1 • 350 • RS-So.

- Made appearances in all seven games this season, including his first career start vs Navy on Sept. 17.
- Recorded his first career tackle at Tulsa on Oct. 22.

| TACKLES | g | ua | a | total | tfl | pd | ff | fr | blk |
|---------|---|----|---|-------|-------|----|----|----|-----|
| 2016 | 7 | 0 | 1 | 1 | 0.0-0 | 0 | 0 | 0 | 0 |
| TOTAL | 7 | 0 | 1 | 1 | 0.0-0 | 0 | 0 | 0 | 0 |

MIDDLE LINEBACKERS



2 • Nico Marley

5-8 • 200 • Sr. • 3L

- Played in 44 career games with 43 starts.
- Boasts 283 career tackles (175 solo, 108 assists), including 43.0 tackles for loss, 6.5 sacks, four interceptions, five pass break-ups, five forced fumbles and four fumble recoveries.
- Earned seven tackles, including a 0.5 tackle for a loss of one yard, at Tulsa on Oct. 22.
- Forced his second fumble of the season vs Memphis on Oct. 14, where he also co-led the team in total tackles with seven.
- Tallied four tackles at UMass on Oct. 1.
- Led the team with double-digit tackles (11) for the second straight week vs UL Lafayette on Sept. 24, including his third sack of the season and first forced fumble on the year. Marked his eighth career game with double-digit tackles.
- Led the team with 14 tackles vs Navy on Sept. 17, marking his seventh career game with 10+ tackles. Also recorded a career best two sacks for a total loss of 13 yards.
- Reeled in a first quarter interception vs Southern on Sept. 10, marking the fourth of his career. Marley has now snagged an interception in all four seasons.
- Ranked third on the team in tackles at Wake Forest on Sept. 1, collecting five, including one tackle for a loss of two yards.

| TACKLES | g | ua | a | total | tfl | pd | ff | fr | blk |
|---------|----|-----|-----|-------|----------|----|----|----|-----|
| 2013 | 13 | 37 | 30 | 67 | 10.0-43 | 3 | 1 | 2 | 0 |
| 2014 | 12 | 46 | 36 | 82 | 13.5-43 | 4 | 1 | 2 | 0 |
| 2015 | 12 | 62 | 20 | 82 | 13.0-47 | 1 | 1 | 0 | 0 |
| 2016 | 7 | 30 | 22 | 52 | 6.5-31 | 1 | 2 | 0 | 0 |
| TOTAL | 44 | 175 | 108 | 283 | 43.0-164 | 9 | 5 | 4 | 0 |

| SACKS | g | ua | a | total | yards |
|-------|----|----|---|-------|-------|
| 2013 | 13 | 2 | 0 | 2.0 | 19 |
| 2014 | 12 | 0 | 1 | 0.5 | 2 |
| 2015 | 12 | 1 | 0 | 1.0 | 12 |
| 2016 | 7 | 3 | 0 | 3.0 | 23 |
| TOTAL | 44 | 6 | 1 | 6.5 | 56 |

| INTERCEPTIONS | g | no. | yards | td | long | avg/r | avg/g |
|---------------|----|-----|-------|----|------|-------|-------|
| 2013 | 13 | 1 | 30 | 0 | 30 | 30.0 | 2.3 |
| 2014 | 12 | 1 | 3 | 0 | 3 | 3.0 | 0.2 |
| 2015 | 12 | 1 | 7 | 0 | 7 | 7.0 | 0.6 |
| 2016 | 7 | 1 | 0 | 0 | 0 | 0.0 | 0.0 |
| TOTAL | 44 | 4 | 40 | 0 | 30 | 10.0 | 0.9 |

MIDDLE LINEBACKERS



40 • Zachery Harris

6-0 • 220 • So. • 1L

- Played in 13 career games with four starts.
- Recorded 36 career tackles.
- Logged one tackle vs Memphis on Oct. 14.
- Led the team with a career high eight tackles at UMass on Oct. 1, which also marked his third straight start.
- Collected five tackles vs UL Lafayette on Sept. 24.
- Picked up his first career start vs Southern on Sept. 10, where he earned four tackles.

| TACKLES | g | ua | a | total | tfl | pd | ff | fr | blk |
|---------|----|----|----|-------|--------|----|----|----|-----|
| 2014 | 5 | 5 | 1 | 6 | 1.5-10 | 0 | 0 | 0 | 0 |
| 2015 | 3 | 8 | 4 | 12 | 0.0-0 | 0 | 0 | 0 | 0 |
| 2016 | 5 | 12 | 6 | 18 | 0.0-0 | 0 | 0 | 0 | 0 |
| TOTAL | 13 | 25 | 11 | 36 | 1.5-10 | 0 | 0 | 0 | 0 |

WEAKSIDE LINEBACKERS



56 • Rae Juan Marbley

6-0 • 240 • Jr. • 2L

- Has played in 30 career games with two starts.
- Totaled 77 career tackles along with one interception.
- Posted a career day at Tulsa on Oct. 22, leading the team with a career best 11 tackles.
- Tied his then career high of six tackles vs Memphis on Oct. 14, last achieved vs UConn in Nov. of 2015. Also recorded one tackle for loss.
- Earned four tackles for the second straight week vs UL Lafayette on Sept. 24.
- Added four tackles to his season resume vs Navy on Sept. 17.
- Led the Wave with five solo tackles vs Southern on Sept. 10.
- Earned two tackles at Wake Forest on Sept. 1.

| TACKLES | g | ua | a | total | tfl | pd | ff | fr | blk |
|---------|----|----|----|-------|-------|----|----|----|-----|
| 2014 | 12 | 6 | 5 | 11 | 0.0-0 | 0 | 0 | 0 | 0 |
| 2015 | 12 | 29 | 5 | 34 | 0.0-0 | 1 | 0 | 0 | 0 |
| 2016 | 6 | 22 | 10 | 32 | 1.0-1 | 0 | 0 | 0 | 0 |
| TOTAL | 30 | 57 | 20 | 77 | 1.0-1 | 1 | 0 | 0 | 0 |

| INTERCEPTIONS | g | no. | yards | td | long | avg/r | avg/g |
|---------------|----|-----|-------|----|------|-------|-------|
| 2014 | 12 | 0 | 0 | 0 | 0 | 0.0 | 0.0 |
| 2015 | 12 | 1 | 31 | 0 | 31 | 31.0 | 2.6 |
| 2016 | 6 | 0 | 0 | 0 | 0 | 0.0 | 0.0 |
| TOTAL | 30 | 1 | 31 | 0 | 31 | 31.0 | 1.0 |



55 • Eric Bowie

6-2 • 225 • RS-So. • 1L

- Played in 18 career games
- Collected 31 career tackles.
- Tallied two tackles at Tulsa on Oct. 22.
- Logged one tackle vs. Memphis on Oct. 14.
- Earned two tackles at UMass on Oct. 1.
- Recorded a season best four tackles vs UL Lafayette on Sept. 24.
- Collected three solo tackles in the 66-21 win over Southern on Sept. 10.
- Earned one tackle at Wake Forest on Sept. 1.

| TACKLES | g | ua | a | total | tfl | pd | ff | fr | blk |
|---------|----|----|---|-------|-------|----|----|----|-----|
| 2015 | 11 | 12 | 6 | 18 | 0.0-0 | 1 | 0 | 0 | 0 |
| 2016 | 7 | 12 | 1 | 13 | 0.0-0 | 0 | 0 | 0 | 0 |
| TOTAL | 18 | 24 | 7 | 31 | 0.0-0 | 1 | 0 | 0 | 0 |

NICKLEBACKS



23 • Richard Allen

5-9 • 175 • Sr. • 3L

- Played in 32 career games with 12 career starts.
- Boasts 57 career tackles, two forced fumbles, three fumble recoveries and one interception.
- Starting at corner, Allen earned four tackles and a pass break-up to go along with his second fumble recovery of the season.

- Reeled in his first career interception vs. Memphis on Oct. 14, to go along with his three total tackles and one breakup.
- Notched a season high six tackles along with his second forced fumble of the season at UMass on Oct. 1.
- Recorded two tackles along with his first fumble recovery of the season in the win vs UL Lafayette on Sept. 24.
- Collected two tackles vs Navy on Sept. 17.
- Earned his first career forced fumble vs Southern on Sept. 10, saving a touchdown as he stripped Willie Quinn on the two-yard line as the ball rolled into the end zone resulting in a touchback.
- Recorded five total tackles at Wake Forest on Sept. 1.

| TACKLES | g | ua | a | total | tfl | pd | ff | fr | blk |
|---------|----|----|----|-------|-------|----|----|----|-----|
| 2013 | 13 | 7 | 2 | 9 | 0.0-0 | 0 | 0 | 0 | 0 |
| 2014 | 7 | 3 | 2 | 5 | 0.0-0 | 0 | 0 | 0 | 0 |
| 2015 | 5 | 16 | 2 | 18 | 0.0-0 | 4 | 0 | 1 | 0 |
| 2016 | 7 | 20 | 5 | 25 | 0.0-0 | 3 | 2 | 2 | 0 |
| TOTAL | 32 | 46 | 11 | 57 | 0.0-0 | 7 | 2 | 3 | 0 |

| INTERCEPTIONS | g | no. | yards | td | long | avg/r | avg/g |
|---------------|----|-----|-------|----|------|-------|-------|
| 2013 | 13 | 0 | 0 | 0 | 0 | 0.0 | 0.0 |
| 2014 | 7 | 0 | 0 | 0 | 0 | 0.0 | 0.0 |
| 2015 | 5 | 0 | 0 | 0 | 0 | 0.0 | 0.0 |
| 2016 | 7 | 1 | 5 | 0 | 5 | 5.0 | 0.7 |
| TOTAL | 32 | 1 | 5 | 0 | 5 | 5.0 | 0.2 |



19 • Taris Shenall

6-0 • 185 • So. • 1L

- Played in 19 career games with four starts, including three at cornerback. Started at nickelback in week 8 at Tulsa.
- Logged one tackle at Tulsa on Oct. 22.
- Has 25 career tackles and one interception to his credit.

- Tallied one tackle vs. Memphis on Oct. 14.
- Added two tackles vs UL Lafayette on Sept. 24.
- Recorded two tackles vs Navy on Sept. 17.
- Collected a season best four tackles vs Southern on Sept. 10, including one pass break-up.
- Earned one solo tackle at Wake Forest on Sept. 1.

| INTERCEPTIONS | g | no. | yards | td | long | avg/r | avg/g |
|---------------|----|-----|-------|----|------|-------|-------|
| 2015 | 12 | 1 | 5 | 0 | 5 | 5.0 | 0.4 |
| 2016 | 7 | 0 | 0 | 0 | 0 | 0.0 | 0.0 |
| TOTAL | 19 | 1 | 5 | 0 | 5 | 5.0 | 0.3 |

| TACKLES | g | ua | a | total | tfl | pd | ff | fr | blk |
|---------|----|----|---|-------|-------|----|----|----|-----|
| 2015 | 12 | 12 | 3 | 15 | 0.0-0 | 2 | 0 | 0 | 0 |
| 2016 | 7 | 9 | 2 | 11 | 0.0-0 | 1 | 0 | 0 | 0 |
| TOTAL | 19 | 21 | 5 | 26 | 0.0-0 | 3 | 0 | 0 | 0 |

CORNERBACKS



17 • Parry Nickerson

6-0 • 175 • RS-Jr. • 2L

- Played in 32 career games with 29 starts.
- Logged 121 total tackles (95 solo, 26 assists), 6.0 tackles for loss, three forced fumbles, three fumble recoveries - including one for a touchdown - one blocked field goal, 22 pass breakups and eight interceptions - including one returned for a touchdown.

- Notched three tackles at Tulsa on Oct. 22.
- Recorded a forced fumble and recovery on the same play against Memphis on Oct. 14. Also tied his career high of three breakups. Finished with four tackles on the night.
- Logged two tackles and one pass breakup at UMass on Oct. 1.
- Earned his second interception of the season vs UL Lafayette on Sept. 24, returning it 37 yards to set up a Tulane field goal. Also netted three tackles.
- Netted three tackles and one pass breakup vs Navy on Sept. 17.
- Recorded his seventh career interception vs Southern on Sept. 10, returning it 96 yards for the touchdown - which marked a career first.
- Set a career high of three pass break-ups at Wake Forest on Sept. 1.

| INTERCEPTIONS | g | no. | yards | td | long | avg/r | avg/g |
|---------------|----|-----|-------|----|------|-------|-------|
| 2013 | 1 | 0 | 0 | 0 | 0 | 0.0 | 0.0 |
| 2014 | 12 | 6 | 24 | 0 | 12 | 4.0 | 2.0 |
| 2015 | 12 | 0 | 0 | 0 | 0 | 0.0 | 0.0 |
| 2016 | 7 | 2 | 133 | 1 | 96 | 66.5 | 19.0 |
| TOTAL | 32 | 8 | 157 | 1 | 96 | 19.6 | 4.9 |

| TACKLES | g | ua | a | total | tfl | pd | ff | fr | blk |
|---------|----|----|----|-------|-------|----|----|----|-----|
| 2013 | 1 | 5 | 2 | 7 | 0.0-0 | 0 | 1 | 0 | 0 |
| 2014 | 12 | 40 | 11 | 51 | 2.5-4 | 12 | 0 | 1 | 0 |
| 2015 | 12 | 41 | 5 | 46 | 3.5-4 | 8 | 1 | 1 | 1 |
| 2016 | 7 | 9 | 8 | 17 | 0.0-0 | 11 | 1 | 1 | 0 |
| TOTAL | 32 | 95 | 26 | 121 | 6.0-8 | 31 | 3 | 3 | 1 |



32 • Stephon Lofton

6-0 • 185 • RS-So.

- Played in 12 career games.
- Boasts one career tackle.
- Seen action in three games this season.

| TACKLES | g | ua | a | total | tfl | pd | ff | fr | blk |
|---------|----|----|---|-------|-------|----|----|----|-----|
| 2015 | 9 | 1 | 0 | 1 | 0.0-0 | 1 | 0 | 0 | 0 |
| 2016 | 3 | 0 | 0 | 0 | 0.0-0 | 0 | 0 | 0 | 0 |
| TOTAL | 12 | 1 | 0 | 1 | 0.0-0 | 1 | 0 | 0 | 0 |

CORNERBACKS



16 • P.J. Hall

5-11 • 190 • Fr.

- Played in all seven games this season.
- Earned his first two collegiate tackles at Tulsa on Oct. 22.

| TACKLES | g | ua | a | total | tfl | pd | ff | fr | blk |
|---------|---|----|---|-------|-------|----|----|----|-----|
| 2016 | 7 | 0 | 2 | 2 | 0.0-0 | 0 | 0 | 0 | 0 |
| TOTAL | 7 | 0 | 2 | 2 | 0.0-0 | 0 | 0 | 0 | 0 |



24 • Eric Lewis

5-11 • 190 • Fr.

- Played in three games this season.
- Has yet to record a statistic.

FREE SAFETIES



6 • Jarrod Franklin

6-0 • 205 • RS-Jr. • 2L

- Played in 32 career games with 21 starts.
- Has 141 career tackles (91 solo, 50 assists), including 2.5 sacks, 7.0 tackles for loss, two fumble recoveries, two forced fumbles, four pass break-ups and two interceptions.
- Recorded nine tackles at Tulsa on Oct. 22.
- Logged five tackles and one pass break-up against Memphis on Oct. 14. Has now tallied five tackles or more in three straight games.
- Garnered two take-aways at UMass on Oct. 1, earning both his first interception and fumble recovery of the season, to go along with his five tackles.
- Added seven tackles to his name vs UL Lafayette on Sept. 24.
- Tallied his first forced fumble of the season, second in his career, vs Navy on Sept. 17, along with logging the second most tackles on the team with nine, which was one short of his career best.
- Recorded his first career punt block vs Southern on Sept. 10, resulting in a three-play touchdown drive on the ensuing series. Also added one tackle to his season total.
- Led the team in tackles with seven at Wake Forest on Sept. 1.

| INTERCEPTIONS | g | no. | yards | td | long | avg/r | avg/g |
|---------------|----|-----|-------|----|------|-------|-------|
| 2013 | 13 | 1 | 0 | 0 | 0 | 0.0 | 0.0 |
| 2015 | 12 | 0 | 0 | 0 | 0 | 0.0 | 0.0 |
| 2016 | 7 | 1 | 0 | 0 | 0 | 0.0 | 0.0 |
| TOTAL | 32 | 2 | 0 | 0 | 0 | 0.0 | 0.0 |

| TACKLES | g | ua | a | total | tfl | pd | ff | fr | blk |
|---------|----|----|----|-------|--------|----|----|----|-----|
| 2013 | 13 | 15 | 9 | 24 | 1.5-8 | 1 | 1 | 0 | 0 |
| 2015 | 12 | 55 | 19 | 74 | 5.0-28 | 3 | 0 | 1 | 0 |
| 2016 | 7 | 21 | 22 | 43 | 0.5-0 | 2 | 1 | 1 | 1 |
| TOTAL | 32 | 91 | 50 | 141 | 7.0-36 | 6 | 2 | 2 | 1 |

| SACKS | g | ua | a | total | yards |
|-------|----|----|---|-------|-------|
| 2013 | 13 | 1 | 0 | 1.0 | 7 |
| 2015 | 12 | 1 | 1 | 1.5 | 18 |
| 2016 | 7 | 0 | 0 | 0.0 | 0 |
| TOTAL | 32 | 2 | 1 | 2.5 | 25 |



4 • Will Harper

6-0 • 205 • Fr.

- Played in seven career games.
- Has a total of 14 tackles.
- Recorded two tackles at Tulsa on Oct. 22.
- Tallied two tackles vs Memphis on Oct. 14.
- Logged one tackle at UMass on Sept. 11.
- Added three tackles to his resume vs UL Lafayette on Sept. 24.
- Collected a season high four tackles vs Southern on Sept. 10.
- Made his Green Wave debut at Wake Forest on Sept. 1, recording two tackles (1 solo).

| TACKLES | g | ua | a | total | tfl | pd | ff | fr | blk |
|---------|---|----|---|-------|-------|----|----|----|-----|
| 2016 | 7 | 8 | 6 | 14 | 0.0-0 | 0 | 0 | 0 | 0 |
| TOTAL | 7 | 8 | 6 | 14 | 0.0-0 | 0 | 0 | 0 | 0 |

STRONG SAFETIES



38 • Roderic Teamer

6-0 • 205 • So. • 1L

- Played in 18 career games with 11 starts.
- Boasts 55 career tackles and one interception.
- Recorded eight tackles at Tulsa on Oct. 22.
- Netted six tackles and one pass break-up vs. Memphis on Oct.

14.

- Tallied four tackles at UMass on Oct. 1.
- Collected six tackles vs UL Lafayette on Sept. 24.
- Achieved a career high eight tackles vs Navy on Sept. 17, including one tackle for a loss of five yards.
- Added one tackle to his season total in the 66-21 win over Southern on Sept. 10.
- Logged three solo tackles, including one tackle for a loss of two yards at Wake Forest on Sept. 1.

| INTERCEPTIONS | g | no. | yards | td | long | avg/r | avg/g |
|---------------|----|-----|-------|----|------|-------|-------|
| 2015 | 11 | 1 | 10 | 0 | 10 | 10.0 | 0.9 |
| 2016 | 7 | 0 | 0 | 0 | 0 | 0.0 | 0.0 |
| TOTAL | 18 | 1 | 10 | 0 | 10 | 10.0 | 0.6 |

| TACKLES | g | ua | a | total | tfl | pd | ff | fr | blk |
|---------|----|----|----|-------|-------|----|----|----|-----|
| 2015 | 11 | 15 | 4 | 19 | 1.0-1 | 4 | 1 | 0 | 0 |
| 2016 | 7 | 23 | 13 | 36 | 2.0-7 | 1 | 0 | 0 | 0 |
| TOTAL | 18 | 38 | 17 | 55 | 3.0-8 | 5 | 1 | 0 | 0 |



19 • Taris Shenall

6-0 • 185 • So. • 1L

Specialists Depth Chart Bios

KICKERS



42 • Andrew DiRocco

6-1 • 185 • Jr. • 2L

- Played in 31 career games.
- 24-of-37 (.649) in field goals while going 73-of-76 on extra point attempts (.961) for his career.

• Went 0-for-2 at Tulsa on Oct. 22 - 41-yarder was blocked and then missed from 36-yards out.

• Missed a 39-yard field goal vs. Memphis on Oct. 14, but went 2-for-2 on extra point attempts.

• Went 1-for-1 at UMass on Oct. 1, connecting on a 22-yard field goal.

• Connected on a career best 4-for-4 in the 41-39 quadruple overtime victory over UL Lafayette on Sept. 24. Sent the game into the fourth overtime when he delivered on a career long 48-yard field goal. DiRocco's performance earned him American Athletic Conference and Louisiana Sports Writers Association Special Teams Player of the Week, as well as one of the Stars of the Week recognition by the Lou Garza Award.

• Had one attempt from 45-yards out vs Navy on Sept. 17, falling to 2-for-4 on the season.

• Connected on a 25-yard field goal in 66-21 win over Southern on Sept. 10.

• Was the lone score in week one at Wake Forest on Sept. 1, connecting on a 41-yard field goal, which was just one yard shy of his career best. Finished 1-for-2 on the night.

| SCORING | g | td | rush | rcv | ret | pat | 2pat | fg | total | avg/g |
|---------|----|----|------|-----|-----|-----|------|----|-------|-------|
| 2014 | 12 | 0 | 0 | 0 | 0 | 22 | 0 | 8 | 46 | 3.8 |
| 2015 | 12 | 0 | 0 | 0 | 0 | 29 | 0 | 9 | 56 | 4.7 |
| 2016 | 7 | 0 | 0 | 0 | 0 | 22 | 0 | 7 | 43 | 6.1 |
| TOTAL | 31 | 0 | 0 | 0 | 0 | 73 | 0 | 24 | 145 | 4.7 |

| FIELD GOALS | g | made | att | long | pct |
|-------------|----|------|-----|------|------|
| 2014 | 12 | 8 | 15 | 42 | 53.3 |
| 2015 | 12 | 9 | 10 | 39 | 90.0 |
| 2016 | 7 | 7 | 12 | 48 | 58.3 |
| TOTAL | 31 | 24 | 37 | 48 | 64.9 |



45 • Randy Harvey

6-0 • 195 • So. • 1L

- Played in two career games.
- Made his Green Wave debut vs Southern on Sept. 10.

PUNTERS



49 • Zachary Block

6-5 • 190 • So. • 1L

- Played in 15 career games.
- Boasts 83 career punts for 3,300 yards (39.8 avg.) and 15 punts inside the 20.
- Logged his best performance of the season at Tulsa on Oct.

22, punting seven times for an average of 45.7 yards, including five punts that were downed within the opponent's 20-yard line. Block's first four punts went 58, 53, 56 and 50 yards, respectively.

- Punted seven times vs. Memphis on Oct. 14 for an average of 45.6 yards. Also punted a career long 59 yards in the game.
- Punted twice at UMass on Oct. 1, including a long of 39 yards.
- Punted a career high 10 times vs UL Lafayette on Sept. 24, averaging 40.5 yards per punt, including a long of 54. Also placed four punts within UL Lafayette's 20-yard line.
- Punted five times vs Navy on Sept. 1, averaging 40.2 yards per punt, including a long of 44 yards.
- Kicked 5 punts at Wake Forest on Sept. 1 for an average of 41.8, including a long of 46 yards. Also stuck two punts within the opponent's 20-yard line.

| <u>PUNTING</u> | <u>g</u> | <u>no.</u> | <u>yards</u> | <u>long</u> | <u>avg</u> |
|----------------|----------|------------|--------------|-------------|------------|
| 2015 | 8 | 47 | 1783 | 53 | 37.9 |
| 2016 | 7 | 36 | 1517 | 59 | 42.1 |
| TOTAL | 15 | 83 | 3300 | 59 | 39.8 |

| <u>KICKOFFS</u> | <u>g</u> | <u>no.</u> | <u>yards</u> | <u>avg</u> |
|-----------------|----------|------------|--------------|------------|
| 2015 | 8 | 0 | 0 | 0.0 |
| 2016 | 7 | 31 | 1939 | 62.5 |
| TOTAL | 15 | 31 | 1939 | 62.5 |



41 • Enrique Carrasquero

5-11 • 180 • So.

- Has not played in 2016.


DEEP SNAPPERS



60 • Geron Eatherly

6-0 • 215 • Fr.

- Played in all seven games this season.



96 • Aaron Golub


6-1 • 200 • Jr.

HOLDERS



14 • Glen Cuiellette

6-0 • 215 • RS-So. • SQ



49 • Zachary Block

6-5 • 190 • So. • 1L



5 • Terren Encalade

6-0 • 195 • RS-So. • 1L

KICKOFF RETURNERS



26 • Dontrell Hilliard

6-0 • 200 • Jr. • 2L

| KICK RETURNS | g | no. | yards | td | long | avg/r | avg/g |
|--------------|----|-----|-------|----|------|-------|-------|
| 2014 | 12 | 17 | 260 | 0 | 28 | 15.3 | 21.7 |
| 2015 | 12 | 0 | 0 | 0 | 0 | 0.0 | 0.0 |
| 2016 | 7 | 1 | 18 | 0 | 18 | 18.0 | 2.6 |
| TOTAL | 31 | 18 | 278 | 0 | 28 | 15.4 | 9.0 |



7 • Devin Glenn

5-7 • 155 • So. • 1L

| KICK RETURNS | g | no. | yards | td | long | avg/r | avg/g |
|--------------|----|-----|-------|----|------|-------|-------|
| 2015 | 7 | 10 | 197 | 0 | 36 | 19.7 | 28.1 |
| 2016 | 7 | 8 | 152 | 0 | 31 | 19.0 | 21.7 |
| TOTAL | 14 | 18 | 349 | 0 | 36 | 19.4 | 24.9 |

PUNT RETURNERS



26 • Dontrell Hilliard

6-0 • 200 • Jr. • 2L

| PUNT RETURNS | g | no. | yards | td | long | avg/r | avg/g |
|--------------|----|-----|-------|----|------|-------|-------|
| 2014 | 12 | 0 | 0 | 0 | 0 | 0.0 | 0.0 |
| 2015 | 12 | 0 | 0 | 0 | 0 | 0.0 | 0.0 |
| 2016 | 7 | 7 | 25 | 0 | 10 | 3.6 | 3.6 |
| TOTAL | 31 | 7 | 25 | 0 | 10 | 3.6 | 0.8 |



17 • Parry Nickerson

6-0 • 175 • RS-Jr. • 2L



85 • Larry Dace III

5-9 • 170 • RS-Sr. • 2L



5 • Terren Encalade

6-0 • 195 • RS-So. • 1L

2016 SEASON STATS



GAME RESULTS

| Date | Opponent | | Score | Overall | Conference | Time | Attend |
|----------------|------------------|----|-------|---------|------------|------|--------|
| Sep 01, 2016 | at Wake Forest | L | 3-7 | 0-1 | 0-0 | 2:58 | 24398 |
| Sep 10, 2016 | SOUTHERN | W | 66-21 | 1-1 | 0-0 | 3:09 | 27179 |
| * Sep 17, 2016 | NAVY | L | 14-21 | 1-2 | 0-1 | 2:57 | 21503 |
| Sep 24, 2016 | UL LAFAYETTE | Wo | 41-39 | 2-2 | 0-1 | 4:04 | 24253 |
| 10/01/16 | at Massachusetts | W | 31-24 | 3-2 | 0-1 | 3:14 | 14892 |
| * Oct 14, 2016 | MEMPHIS | L | 14-24 | 3-3 | 0-2 | 3:24 | 21098 |
| * Oct 22, 2016 | at Tulsa | L | 27-50 | 3-4 | 0-3 | 3:28 | 22349 |

TEAM STATISTICS

| Team Statistics | TLN | OPP |
|-----------------------|----------|-----------|
| SCORING | 196 | 186 |
| Points Per Game | 28.0 | 26.6 |
| FIRST DOWNS | 126 | 125 |
| Rushing | 85 | 63 |
| Passing | 30 | 53 |
| Penalty | 11 | 9 |
| RUSHING YARDAGE | 1757 | 1181 |
| Yards gained rushing | 1940 | 1368 |
| Yards lost rushing | 183 | 187 |
| Rushing Attempts | 356 | 290 |
| Average Per Rush | 4.9 | 4.1 |
| Average Per Game | 251.0 | 168.7 |
| TDs Rushing | 17 | 11 |
| PASSING YARDAGE | 697 | 1329 |
| Comp-Att-Int | 55-137-3 | 105-189-6 |
| Average Per Pass | 5.1 | 7.0 |
| Average Per Catch | 12.7 | 12.7 |
| Average Per Game | 99.6 | 189.9 |
| TDs Passing | 6 | 10 |
| TOTAL OFFENSE | 2454 | 2510 |
| Total Plays | 493 | 479 |
| Average Per Play | 5.0 | 5.2 |
| Average Per Game | 350.6 | 358.6 |
| KICK RETURNS: #-Yards | 18-404 | 18-337 |
| PUNT RETURNS: #-Yards | 9-25 | 12-25 |
| INT RETURNS: #-Yards | 6-150 | 3-28 |
| KICK RETURN AVERAGE | 22.4 | 18.7 |
| PUNT RETURN AVERAGE | 2.8 | 2.1 |
| INT RETURN AVERAGE | 25.0 | 9.3 |
| FUMBLES-LOST | 9-5 | 12-11 |
| PENALTIES-Yards | 45-373 | 39-347 |
| Average Per Game | 53.3 | 49.6 |
| PUNTS-Yards | 39-1566 | 41-1646 |
| Average Per Punt | 40.2 | 40.1 |
| Net punt average | 38.0 | 37.6 |

| Team Statistics | TLN | OPP |
|-------------------------|--------------|-------------|
| KICKOFFS-Yards | 33-2032 | 34-2137 |
| Average Per Kick | 61.6 | 62.9 |
| Net kick average | 40.0 | 39.2 |
| TIME OF POSSESSION/Game | 32:22 | 27:38 |
| 3RD-DOWN Conversions | 30/108 | 44/112 |
| 3rd-Down Pct | 28% | 39% |
| 4TH-DOWN Conversions | 12/22 | 3/5 |
| 4th-Down Pct | 55% | 60% |
| SACKS BY-Yards | 17-102 | 15-105 |
| MISC YARDS | -7 | 0 |
| TOUCHDOWNS SCORED | 25 | 22 |
| FIELD GOALS-ATTEMPTS | 7-12 | 10-10 |
| ON-SIDE KICKS | 0-2 | 1-1 |
| RED-ZONE SCORES | (23-29) 79% | (23-25) 92% |
| RED-ZONE TOUCHDOWNS | (17-29) 59% | (15-25) 60% |
| PAT-ATTEMPTS | (23-23) 100% | (18-19) 95% |
| ATTENDANCE | 94033 | 61639 |
| Games/Avg Per Game | 4/23508 | 3/20546 |
| Neutral Site Games | | 0/0 |

| Score by Quarters | 1st | 2nd | 3rd | 4th | OT | Total |
|-------------------|-----|-----|-----|-----|----|-------|
| Tulane | 45 | 44 | 51 | 31 | 25 | 196 |
| Opponents | 41 | 44 | 35 | 43 | 23 | 186 |



2016 SEASON STATS

OFFENSE AND RETURN SUMMARY

| Rushing | gp-gs | att | gain | loss | net | avg | td | lg | avg/g |
|---------------------|--------------|------------|-------------|-------------|------------|------------|-----------|-----------|--------------|
| HILLIARD, Dontrell | 7-7 | 91 | 539 | 10 | 529 | 5.8 | 7 | 42 | 75.6 |
| ROUNDS, Josh | 7-0 | 71 | 467 | 2 | 465 | 6.5 | 5 | 84 | 66.4 |
| THOMPSON, Lazedrick | 7-0 | 46 | 294 | 6 | 288 | 6.3 | 4 | 41 | 41.1 |
| BRANTLEY, Johnathan | 5-2 | 34 | 202 | 39 | 163 | 4.8 | 0 | 63 | 32.6 |
| CUIELLETTE, Glen | 7-5 | 74 | 257 | 109 | 148 | 2.0 | 1 | 25 | 21.1 |
| BADIE, Sherman | 3-0 | 16 | 73 | 3 | 70 | 4.4 | 0 | 22 | 23.3 |
| ZUCKERMAN, Andrew | 2-0 | 4 | 26 | 0 | 26 | 6.5 | 0 | 15 | 13.0 |
| ENCALADE, Terren | 7-7 | 2 | 23 | 0 | 23 | 11.5 | 0 | 13 | 3.3 |
| BRADWELL, Darius | 2-0 | 8 | 21 | 0 | 21 | 2.6 | 0 | 10 | 10.5 |
| MOONEY, Darnell | 7-4 | 3 | 18 | 0 | 18 | 6.0 | 0 | 8 | 2.6 |
| BERTRAND, Jared | 1-0 | 1 | 7 | 0 | 7 | 7.0 | 0 | 7 | 7.0 |
| SCOTT, Trey | 6-0 | 1 | 7 | 0 | 7 | 7.0 | 0 | 7 | 1.2 |
| GLENN, Devin | 7-0 | 1 | 6 | 0 | 6 | 6.0 | 0 | 6 | 0.9 |
| TEAM | 4-0 | 4 | 0 | 14 | -14 | -3.5 | 0 | 0 | -3.5 |
| Total | 7 | 356 | 1940 | 183 | 1757 | 4.9 | 17 | 84 | 251.0 |
| Opponents | 7 | 290 | 1368 | 187 | 1181 | 4.1 | 11 | 61 | 168.7 |

| Passing | gp-gs | effic | comp-att-int | pct | yds | td | lg | avg/g |
|---------------------|--------------|--------------|---------------------|------------|------------|-----------|-----------|--------------|
| CUIELLETTE, Glen | 7-5 | 99.70 | 48-117-3 | 41.0 | 653 | 6 | 46 | 93.3 |
| BRANTLEY, Johnathan | 5-2 | 53.48 | 7-20-0 | 35.0 | 44 | 0 | 12 | 8.8 |
| Total | 7 | 92.95 | 55-137-3 | 40.1 | 697 | 6 | 46 | 99.6 |
| Opponents | 7 | 125.73 | 105-189-6 | 55.6 | 1329 | 10 | 52 | 189.9 |

| Receiving | gp-gs | no. | yds | avg | td | lg | avg/g |
|---------------------|--------------|------------|------------|------------|-----------|-----------|--------------|
| ENCALADE, Terren | 7-7 | 23 | 302 | 13.1 | 4 | 38 | 43.1 |
| MOONEY, Darnell | 7-4 | 11 | 140 | 12.7 | 1 | 25 | 20.0 |
| HILLIARD, Dontrell | 7-7 | 5 | 64 | 12.8 | 0 | 28 | 9.1 |
| DACE, Larry | 6-3 | 5 | 53 | 10.6 | 0 | 18 | 8.8 |
| ROUNDS, Josh | 7-0 | 3 | 55 | 18.3 | 0 | 46 | 7.9 |
| BREAUX, Devon | 7-6 | 3 | 38 | 12.7 | 0 | 17 | 5.4 |
| ARDOIN, Kendall | 6-6 | 2 | 27 | 13.5 | 1 | 20 | 4.5 |
| THOMPSON, Lazedrick | 7-0 | 2 | 0 | 0.0 | 0 | 6 | 0.0 |
| JOHNSON, Chris | 6-1 | 1 | 18 | 18.0 | 0 | 18 | 3.0 |
| Total | 7 | 55 | 697 | 12.7 | 6 | 46 | 99.6 |
| Opponents | 7 | 105 | 1329 | 12.7 | 10 | 52 | 189.9 |

| Punt Returns | no. | yds | avg | td | lg |
|---------------------|------------|------------|------------|-----------|-----------|
| HILLIARD, Dontrell | 7 | 25 | 3.6 | 0 | 10 |
| MOONEY, Darnell | 1 | 0 | 0.0 | 0 | 0 |
| FRANKLIN, Jarrod | 1 | 0 | 0.0 | 0 | 0 |
| Total | 9 | 25 | 2.8 | 0 | 10 |
| Opponents | 12 | 25 | 2.1 | 0 | 9 |

| Interceptions | no. | yds | avg | td | lg |
|----------------------|------------|------------|------------|-----------|-----------|
| NICKERSON, Parry | 2 | 133 | 66.5 | 1 | 96 |
| LEWIS, Donnie | 1 | 12 | 12.0 | 0 | 12 |
| FRANKLIN, Jarrod | 1 | 0 | 0.0 | 0 | 0 |
| MARLEY, Nico | 1 | 0 | 0.0 | 0 | 0 |
| ALLEN, Richard | 1 | 5 | 5.0 | 0 | 5 |
| Total | 6 | 150 | 25.0 | 1 | 96 |
| Opponents | 3 | 28 | 9.3 | 1 | 28 |

| Kick Returns | no. | yds | avg | td | lg |
|---------------------|------------|------------|------------|-----------|-----------|
| GLENN, Devin | 8 | 152 | 19.0 | 0 | 31 |
| BADIE, Sherman | 5 | 157 | 31.4 | 1 | 86 |
| BREAUX, Devon | 4 | 77 | 19.2 | 0 | 24 |
| HILLIARD, Dontrell | 1 | 18 | 18.0 | 0 | 18 |
| Total | 18 | 404 | 22.4 | 1 | 86 |
| Opponents | 18 | 337 | 18.7 | 0 | 39 |

| Fumble Returns | no. | yds | avg | td | lg |
|-----------------------|------------|------------|------------|-----------|-----------|
| WOULLARD, Peter | 1 | 34 | 34.0 | 0 | 34 |
| Total | 1 | 34 | 34.0 | 0 | 34 |
| Opponents | 0 | 0 | 0.0 | 0 | 0 |

2016 SEASON STATS



SCORING AND KICKING SUMMARY

| Scoring | td | fg | PAT | | | | dxp | saf | pts |
|---------------------|----|-------|-------|------|-----|------|-----|-----|-----|
| | | | kick | rush | rcv | pass | | | |
| DiROCCO, Andrew | - | 7-12 | 22-22 | - | - | - | - | - | 43 |
| HILLIARD, Dontrell | 7 | - | - | - | - | - | - | - | 42 |
| ROUNDS, Josh | 5 | - | - | - | - | - | - | - | 30 |
| THOMPSON, Lazedrick | 4 | - | - | - | - | - | - | - | 24 |
| ENCALADE, Terren | 4 | - | - | - | - | - | - | - | 24 |
| ARDOIN, Kendall | 1 | - | - | - | 1 | - | - | - | 8 |
| MOONEY, Darnell | 1 | - | - | - | - | - | - | - | 6 |
| NICKERSON, Parry | 1 | - | - | - | - | - | - | - | 6 |
| CUIELLETTE, Glen | 1 | - | - | - | - | 1-2 | - | - | 6 |
| BADIE, Sherman | 1 | - | - | - | - | - | - | - | 6 |
| HARVEY, Randy | - | - | 1-1 | - | - | - | - | - | 1 |
| Total | 25 | 7-12 | 23-23 | - | 1 | 1-2 | - | - | 196 |
| Opponents | 22 | 10-10 | 18-19 | 1-1 | 1 | 1-2 | 1 | - | 186 |

| Total Offense | g | plays | rush | pass | total | avg/g |
|---------------------|---|-------|------|------|-------|-------|
| CUIELLETTE, Glen | 7 | 191 | 148 | 653 | 801 | 114.4 |
| HILLIARD, Dontrell | 7 | 91 | 529 | 0 | 529 | 75.6 |
| ROUNDS, Josh | 7 | 71 | 465 | 0 | 465 | 66.4 |
| THOMPSON, Lazedrick | 7 | 46 | 288 | 0 | 288 | 41.1 |
| BRANTLEY, Johnathan | 5 | 54 | 163 | 44 | 207 | 41.4 |
| BADIE, Sherman | 3 | 16 | 70 | 0 | 70 | 23.3 |
| ZUCKERMAN, Andrew | 2 | 4 | 26 | 0 | 26 | 13.0 |
| ENCALADE, Terren | 7 | 2 | 23 | 0 | 23 | 3.3 |
| BRADWELL, Darius | 2 | 8 | 21 | 0 | 21 | 10.5 |
| MOONEY, Darnell | 7 | 3 | 18 | 0 | 18 | 2.6 |
| SCOTT, Trey | 6 | 1 | 7 | 0 | 7 | 1.2 |
| BERTRAND, Jared | 1 | 1 | 7 | 0 | 7 | 7.0 |
| GLENN, Devin | 7 | 1 | 6 | 0 | 6 | 0.9 |
| TEAM | 4 | 4 | -14 | 0 | -14 | -3.5 |
| Total | 7 | 493 | 1757 | 697 | 2454 | 350.6 |
| Opponents | 7 | 479 | 1181 | 1329 | 2510 | 358.6 |

| Field Goals | fg | pct. | 01-19 | 20-29 | 30-39 | 40-49 | 50-99 | lg | blk |
|-----------------|------|------|-------|-------|-------|-------|-------|----|-----|
| DiROCCO, Andrew | 7-12 | 58.3 | 0-0 | 4-4 | 1-3 | 2-5 | 0-0 | 48 | 2 |

| FG Sequence | Tulane | Opponents |
|---------------|---------------------|---------------------|
| Wake Forest | (41),43 | - |
| Southern | (25) | - |
| NAVY | 45 | - |
| UL Lafayette | (22),(35),(20),(48) | (40),(39),(20),(22) |
| Massachusetts | (22) | (28) |
| Memphis | 39 | (37),(21),(50) |
| Tulsa | 41,36 | (20),(27) |

Numbers in (parentheses) indicate field goal was made.

| Punting | no. | yds | avg | lg | tb | fc | i20 | 50+ | bl |
|------------------|-----|------|------|----|----|----|-----|-----|----|
| BLOCK, Zachary | 36 | 1517 | 42.1 | 59 | 3 | 11 | 13 | 8 | 1 |
| CUIELLETTE, Glen | 2 | 49 | 24.5 | 32 | 0 | 0 | 2 | 0 | 1 |
| TEAM | 1 | 0 | 0.0 | 0 | 0 | 0 | 0 | 0 | 0 |
| Total | 39 | 1566 | 40.2 | 59 | 3 | 11 | 15 | 8 | 2 |
| Opponents | 41 | 1646 | 40.1 | 63 | 4 | 12 | 11 | 6 | 2 |

| Kickoffs | no. | yds | avg | tb | ob | retn | net | yd |
|----------------|-----|------|------|----|----|------|------|----|
| BLOCK, Zachary | 31 | 1939 | 62.5 | 15 | 0 | | | |
| HARVEY, Randy | 1 | 35 | 35.0 | 0 | 0 | | | |
| LOGAN, Steven | 1 | 58 | 58.0 | 0 | 0 | | | |
| Total | 33 | 2032 | 61.6 | 15 | 0 | 18.7 | 40.0 | 2 |
| Opponents | 34 | 2137 | 62.9 | 16 | 0 | 22.4 | 39.2 | 2 |



2016 SEASON STATS

ALL-PURPOSE YARDAGE

| All Purpose | g | rush | rcv | pr | kr | ir | total | avg/g |
|-----------------|---|------|------|----|-----|-----|-------|-------|
| HILLIARD, Dontr | 7 | 529 | 64 | 25 | 18 | 0 | 636 | 90.9 |
| ROUNDS, Josh | 7 | 465 | 55 | 0 | 0 | 0 | 520 | 74.3 |
| ENCALADE, Ter | 7 | 23 | 302 | 0 | 0 | 0 | 325 | 46.4 |
| THOMPSON, La | 7 | 288 | 0 | 0 | 0 | 0 | 288 | 41.1 |
| BADIE, Sherma | 3 | 70 | 0 | 0 | 157 | 0 | 227 | 75.7 |
| BRANTLEY, Joh | 5 | 163 | 0 | 0 | 0 | 0 | 163 | 32.6 |
| MOONEY, Darn | 7 | 18 | 140 | 0 | 0 | 0 | 158 | 22.6 |
| GLENN, Devin | 7 | 6 | 0 | 0 | 152 | 0 | 158 | 22.6 |
| CUIELLETTE, G | 7 | 148 | 0 | 0 | 0 | 0 | 148 | 21.1 |
| NICKERSON, P | 7 | 0 | 0 | 0 | 0 | 133 | 133 | 19.0 |
| BREAUX, Devo | 7 | 0 | 38 | 0 | 77 | 0 | 115 | 16.4 |
| DACE, Larry | 6 | 0 | 53 | 0 | 0 | 0 | 53 | 8.8 |
| ARDOIN, Kenda | 6 | 0 | 27 | 0 | 0 | 0 | 27 | 4.5 |
| ZUCKERMAN, | 2 | 26 | 0 | 0 | 0 | 0 | 26 | 13.0 |
| BRADWELL, Da | 2 | 21 | 0 | 0 | 0 | 0 | 21 | 10.5 |
| JOHNSON, Chri | 6 | 0 | 18 | 0 | 0 | 0 | 18 | 3.0 |
| LEWIS, Donnie | 6 | 0 | 0 | 0 | 0 | 12 | 12 | 2.0 |
| SCOTT, Trey | 6 | 7 | 0 | 0 | 0 | 0 | 7 | 1.2 |
| BERTRAND, Jar | 1 | 7 | 0 | 0 | 0 | 0 | 7 | 7.0 |
| ALLEN, Richard | 7 | 0 | 0 | 0 | 0 | 5 | 5 | 0.7 |
| TEAM | 4 | -14 | 0 | 0 | 0 | 0 | -14 | -3.5 |
| Total | 7 | 1757 | 697 | 25 | 404 | 150 | 3033 | 433.3 |
| Opponents | 7 | 1181 | 1329 | 25 | 337 | 28 | 2900 | 414.3 |

STARTING LINEUPS

OFFENSE

| Opponent | QB | RB | TE | WR | WR | WR | LT | LG | C | RG | RT |
|--------------|------------|----------|--------|--------|---------|----------|---------|--------|--------|-------|--------------|
| Wake Forest | Cuiellette | Hilliard | Jones | Dace | Breaux | Encalade | Jacquet | Taylor | Diaz | Brown | Leglue |
| Southern | Cuiellette | Hilliard | Ardoin | Dace | Breaux | Encalade | Jacquet | Taylor | Diaz | Brown | Leglue |
| Navy | Brantley | Hilliard | Ardoin | Dace | Breaux | Encalade | Jacquet | Taylor | Diaz | Brown | Leglue |
| UL Lafayette | Brantley | Hilliard | Ardoin | Mooney | Breaux | Encalade | Jacquet | Taylor | Leglue | Brown | Santa-Marina |
| UMass | Cuiellette | Hilliard | Ardoin | Mooney | Breaux | Encalade | Jacquet | Taylor | Leglue | Brown | Santa-Marina |
| Memphis | Cuiellette | Hilliard | Ardoin | Mooney | Johnson | Encalade | Jacquet | Taylor | Leglue | Brown | Santa-Marina |
| Tulsa | Cuiellette | Hilliard | Ardoin | Mooney | Breaux | Encalade | Jacquet | Taylor | Leglue | Brown | Santa-Marina |

SMU
UCF
Houston
Temple
UConn

DEFENSE

| Opponent | DE | DT | NT | DE | MLB | WLB | NKL | CB | CB | FS | SS |
|--------------|----------|-------|------------|-------|---------|---------|---------|-----------|-------|----------|--------|
| Wake Forest | Kennedy | Smart | Wilson | Aruna | Thomas | Marley | Allen | Nickerson | Lewis | Franklin | Teamer |
| Southern | Kennedy | Smart | Wilson | Aruna | Marley | Harris | Allen | Nickerson | Lewis | Franklin | Teamer |
| Navy | Edwards | Smart | Washington | Aruna | Carroll | Marley | Allen | Nickerson | Lewis | Franklin | Teamer |
| UL Lafayette | Woullard | Smart | Wilson | Aruna | Marley | Harris | Allen | Nickerson | Lewis | Franklin | Teamer |
| UMass | Woullard | Smart | Wilson | Aruna | Marley | Harris | Allen | Nickerson | Lewis | Franklin | Teamer |
| Memphis | Woullard | Smart | Wilson | Aruna | Marley | Harris | Allen | Nickerson | Lewis | Franklin | Teamer |
| Tulsa | Woullard | Smart | Wilson | Aruna | Marley | Marbley | Shenall | Nickerson | Allen | Franklin | Teamer |

SMU
UCF
Houston
Temple
UConn

2016 SEASON STATS



DEFENSIVE TOTALS

| ## | Defensive Leaders | gp-gs | Tackles | | | | Sacks no-yds | Pass defense | | | Fumbles | | blkd | |
|-----------|---------------------|-------|---------|-----|-----|---------|-----------------|--------------|------|-----|---------|----|------|-----|
| | | | ua | a | tot | tfl/yds | | int-yds | brup | qbh | rcv-yds | ff | kick | saf |
| 2 | MARLEY, Nico | 7-7 | 30 | 22 | 52 | 6.5-31 | 3.0-23 | 1-0 | . | . | . | 2 | . | . |
| 6 | FRANKLIN, Jarrod | 7-7 | 21 | 22 | 43 | 0.5-0 | . | 1-0 | 1 | . | 1-0 | 1 | 1 | . |
| 77 | SMART, Tanzel | 7-7 | 20 | 20 | 40 | 8.5-30 | 3.0-10 | . | . | 2 | 1-0 | 1 | . | . |
| 38 | TEAMER, Roderic | 7-7 | 23 | 13 | 36 | 2.0-7 | . | . | 1 | . | . | . | . | . |
| 56 | MARBLEY, Rae Juan | 6-1 | 22 | 10 | 32 | 1.0-1 | . | . | . | . | . | . | . | . |
| 23 | ALLEN, Richard | 7-7 | 20 | 5 | 25 | . | . | 1-5 | 2 | . | 2-0 | 2 | . | . |
| 21 | LEWIS, Donnie | 6-6 | 20 | 4 | 24 | 0.5-1 | . | 1-12 | 5 | . | . | . | . | . |
| 87 | ARUNA, Ade | 7-7 | 14 | 9 | 23 | 4.0-20 | 2.0-17 | . | . | . | 2-0 | 1 | . | . |
| 40 | HARRIS, Zachery | 5-4 | 12 | 6 | 18 | . | . | . | . | . | . | . | . | . |
| 94 | WILSON, Sean | 7-6 | 8 | 9 | 17 | 4.0-22 | 3.0-18 | . | . | . | . | . | . | . |
| 17 | NICKERSON, Parry | 7-7 | 9 | 8 | 17 | . | . | 2-133 | 9 | . | 1-0 | 1 | . | . |
| 4 | HARPER, Will | 7-0 | 8 | 6 | 14 | . | . | . | . | . | . | . | . | . |
| 90 | KENNEDY, Robert | 5-2 | 7 | 6 | 13 | 1.0-2 | . | . | . | . | 1-0 | . | . | . |
| 57 | WOULLARD, Peter | 7-4 | 6 | 7 | 13 | 2.0-10 | 2.0-10 | . | 1 | . | 2-34 | . | . | . |
| 52 | THOMAS, Eric | 7-1 | 7 | 6 | 13 | 1.5-2 | . | . | . | . | . | . | . | . |
| 55 | BOWIE, Eric | 7-0 | 12 | 1 | 13 | . | . | . | . | . | . | . | . | . |
| 54 | CARROLL, Quinlan | 6-1 | 9 | 3 | 12 | 5.0-18 | 2.0-14 | . | . | . | . | . | . | . |
| 19 | SHENALL, Taris | 7-1 | 9 | 2 | 11 | . | . | . | 1 | . | . | . | . | . |
| 91 | WASHINGTON, Eldrick | 7-1 | 6 | 4 | 10 | 2.0-10 | 1.0-7 | . | . | . | . | . | . | . |
| 92 | WILLIAMS, Daren | 6-0 | 4 | 6 | 10 | 1.5-2 | . | . | . | . | . | . | . | . |
| 44 | JACKSON, Luke | 7-0 | 6 | 1 | 7 | 2.0-5 | 1.0-3 | . | . | . | . | . | . | . |
| 7 | GLENN, Devin | 7-0 | 3 | 1 | 4 | . | . | . | . | . | . | . | . | . |
| 37 | KEYES, Thakarius | 3-0 | 3 | 1 | 4 | . | . | . | . | . | . | . | . | . |
| 16 | HALL, P.J. | 7-0 | . | 2 | 2 | . | . | . | . | . | . | . | . | . |
| 5 | ENCALADE, Terren | 7-7 | 1 | 1 | 2 | . | . | . | . | . | . | . | . | . |
| 93 | WASHINGTON, John | 5-0 | 2 | . | 2 | 1.0-1 | . | . | . | . | . | . | . | . |
| 36 | BRYANT, Larry | 7-0 | . | 2 | 2 | . | . | . | . | . | . | . | . | . |
| 65 | EDWARDS, Braynon | 7-1 | . | 1 | 1 | . | . | . | . | . | . | . | . | . |
| 35 | GRAHAM, Lawrence | 7-0 | 1 | . | 1 | . | . | . | . | . | . | . | . | . |
| TM | TEAM | 4-0 | . | . | . | . | . | . | . | . | 1-0 | . | . | . |
| Total | | 7 | 283 | 178 | 461 | 43-162 | 17-102 | 6-150 | 20 | 2 | 11-34 | 8 | 1 | . |
| Opponents | | 7 | 286 | 220 | 506 | 43-170 | 15-105 | 3-28 | 19 | 8 | 5-0 | 6 | 3 | . |



2016 SEASON STATS

TULANE TEAM STATISTICS GAME-BY-GAME

TEAM STATISTICS

| Date | Opponent | Rushing | | | | Receiving | | | | Passing | | | | Kick Returns | | | | Punt Returns | | | | tot off |
|-----------|------------------|---------|------|----|----|-----------|------|----|----|-------------|------|----|----|--------------|-----|----|----|--------------|-----|----|----|------------|
| | | no. | yds | td | lg | no. | yds | td | lg | cmp-att-int | yds | td | lg | no. | yds | td | lg | no. | yds | td | lg | |
| Sep 01 | at Wake Forest | 47 | 146 | 0 | 25 | 12 | 134 | 0 | 46 | 12-23-0 | 134 | 0 | 46 | 1 | 22 | 0 | 22 | 2 | 10 | 0 | 10 | 280 |
| Sep 10 | SOUTHERN | 57 | 437 | 7 | 63 | 2 | 12 | 0 | 7 | 2-6-1 | 12 | 0 | 7 | 4 | 135 | 1 | 86 | 1 | 0 | 0 | 0 | 449 |
| Sep 17 | NAVY | 47 | 240 | 2 | 36 | 3 | 21 | 0 | 11 | 3-12-0 | 21 | 0 | 11 | 3 | 55 | 0 | 21 | 1 | 3 | 0 | 3 | 261 |
| Sep 24 | UL LAFAYETTE | 48 | 130 | 0 | 10 | 13 | 181 | 4 | 34 | 13-26-1 | 181 | 4 | 34 | 1 | 10 | 0 | 10 | 0 | 0 | 0 | 0 | 311 |
| 10/01/16 | at Massachusetts | 64 | 280 | 3 | 19 | 11 | 168 | 1 | 38 | 11-21-0 | 168 | 1 | 38 | 2 | 43 | 0 | 31 | 2 | 9 | 0 | 7 | 448 |
| Oct 14 | MEMPHIS | 44 | 169 | 1 | 36 | 11 | 144 | 1 | 28 | 11-30-1 | 144 | 1 | 28 | 3 | 53 | 0 | 22 | 2 | 3 | 0 | 3 | 313 |
| Oct 22 | at Tulsa | 49 | 355 | 4 | 84 | 3 | 37 | 0 | 19 | 3-19-0 | 37 | 0 | 19 | 4 | 86 | 0 | 24 | 1 | 0 | 0 | 0 | 392 |
| | | 356 | 1757 | 17 | 84 | 55 | 697 | 6 | 46 | 55-137-3 | 697 | 6 | 46 | 18 | 404 | 1 | 86 | 9 | 25 | 0 | 10 | 2454 |
| Opponents | | 290 | 1181 | 11 | 61 | 105 | 1329 | 10 | 52 | 105-189-6 | 1329 | 10 | 52 | 18 | 337 | 0 | 39 | 12 | 25 | 0 | 9 | 2510 |

Games played: 7

Avg per rush: 4.9

Avg per catch: 12.7

Pass efficiency: 92.95

Kick ret avg: 22.4

Punt ret avg: 2.8

All purpose avg/game: 433.3

Total offense avg/gm: 350.6

| Date | Opponent | Tackles | | | | Sacks | | Fumble | | Pass Defense | | | Blkd | PAT Attempts | | | | saf | pts |
|-----------|------------------|---------|-----|-------|----------|----------|--|--------|--------|--------------|-----|------|------|--------------|------|-----|---|-----|-----|
| | | ua | a | total | tfl-yds | no-yds | | ff | fr-yds | int-yds | qbh | brup | kick | kick | rush | rcv | | | |
| Sep 01 | at Wake Forest | 31 | 20 | 51 | 5.0-12 | 1.0-3 | | 0 | 0-0 | 0-0 | 0 | 3 | 0 | 0-0 | 0 | 0 | 0 | 0 | 3 |
| Sep 10 | SOUTHERN | 37 | 12 | 49 | 5.0-17 | 1.0-10 | | 2 | 2-0 | 2-96 | 0 | 1 | 1 | 9-9 | 0 | 0 | 0 | 0 | 66 |
| Sep 17 | NAVY | 44 | 22 | 66 | 7.0-30 | 3.0-20 | | 1 | 2-0 | 0-0 | 0 | 3 | 0 | 2-2 | 0 | 0 | 0 | 0 | 14 |
| Sep 24 | UL LAFAYETTE | 65 | 28 | 93 | 11.0-50 | 6.0-38 | | 1 | 2-34 | 2-49 | 1 | 3 | 0 | 3-3 | 0 | 1 | 0 | 0 | 41 |
| 10/01/16 | at Massachusetts | 22 | 32 | 54 | 2.0-11 | 2.0-7 | | 2 | 1-0 | 1-0 | 0 | 3 | 0 | 4-4 | 0 | 0 | 0 | 0 | 31 |
| Oct 14 | MEMPHIS | 44 | 14 | 58 | 7.0-29 | 3.0-21 | | 2 | 2-0 | 1-5 | 0 | 6 | 0 | 2-2 | 0 | 0 | 0 | 0 | 14 |
| Oct 22 | at Tulsa | 40 | 50 | 90 | 6.0-13 | 1.0-3 | | 0 | 2-0 | 0-0 | 1 | 1 | 0 | 3-3 | 0 | 0 | 0 | 0 | 27 |
| | | 283 | 178 | 461 | 43.0-162 | 17.0-102 | | 8 | 11-34 | 6-150 | 2 | 20 | 1 | 23-23 | 0 | 1 | 0 | 0 | 196 |
| Opponents | | 286 | 220 | 506 | 43.0-170 | 15.0-105 | | 6 | 5-0 | 3-28 | 8 | 19 | 3 | 18-19 | 1 | 1 | 0 | 0 | 186 |

| Date | Opponent | Punting | | | | | | | | | | Field Goals | | | Kickoffs | | | | |
|-----------|------------------|---------|------|------|------|------|----|----|-----|-----|--|-------------|------|------|----------|------|------|----|----|
| | | no. | yds | avg | long | blkd | tb | fc | 50+ | i20 | | md-att | long | blkd | no. | yds | avg | tb | ob |
| Sep 01 | at Wake Forest | 5 | 209 | 41.8 | 46 | 0 | 1 | 1 | 0 | 2 | | 1-2 | 41 | 1 | 2 | 129 | 64.5 | 1 | 0 |
| Sep 10 | SOUTHERN | 0 | 0 | 0.0 | 0 | 0 | 0 | 0 | 0 | 0 | | 1-1 | 25 | 0 | 11 | 680 | 61.8 | 4 | 0 |
| Sep 17 | NAVY | 5 | 201 | 40.2 | 44 | 0 | 0 | 3 | 0 | 2 | | 0-1 | 0 | 0 | 3 | 195 | 65.0 | 3 | 0 |
| Sep 24 | UL LAFAYETTE | 11 | 405 | 36.8 | 54 | 1 | 0 | 3 | 1 | 4 | | 4-4 | 48 | 0 | 5 | 320 | 64.0 | 3 | 0 |
| 10/01/16 | at Massachusetts | 4 | 112 | 28.0 | 39 | 0 | 0 | 0 | 0 | 2 | | 1-1 | 22 | 0 | 6 | 377 | 62.8 | 2 | 0 |
| Oct 14 | MEMPHIS | 7 | 319 | 45.6 | 59 | 0 | 2 | 3 | 3 | 0 | | 0-1 | 0 | 0 | 2 | 120 | 60.0 | 0 | 0 |
| Oct 22 | at Tulsa | 7 | 320 | 45.7 | 58 | 0 | 0 | 1 | 4 | 5 | | 0-2 | 0 | 1 | 4 | 211 | 52.8 | 2 | 0 |
| | | 39 | 1566 | 40.2 | 59 | 1 | 3 | 11 | 8 | 15 | | 7-12 | 48 | 2 | 33 | 2032 | 61.6 | 15 | 0 |
| Opponents | | 41 | 1646 | 40.1 | 63 | 1 | 4 | 12 | 6 | 11 | | 10-10 | 50 | 0 | 34 | 2137 | 62.9 | 16 | 0 |

2016 SEASON STATS



TULANE OPPONENT STATISTICS GAME-BY-GAME

OPPONENT STATISTICS

| Date | Opponent | Rushing | | | | Receiving | | | | Passing | | | | Kick Returns | | | | Punt Returns | | | | tot off |
|----------|------------------|---------|------|----|----|-----------|------|----|----|-------------|------|----|----|--------------|-----|----|----|--------------|-----|----|----|------------|
| | | no. | yds | td | lg | no. | yds | td | lg | cmp-att-int | yds | td | lg | no. | yds | td | lg | no. | yds | td | lg | |
| Sep 01 | at Wake Forest | 34 | 79 | 1 | 13 | 12 | 96 | 0 | 16 | 12-21-0 | 96 | 0 | 16 | 1 | 30 | 0 | 30 | 2 | 2 | 0 | 2 | 175 |
| Sep 10 | SOUTHERN | 23 | 54 | 0 | 11 | 18 | 281 | 2 | 43 | 18-31-2 | 281 | 2 | 43 | 7 | 103 | 0 | 27 | 0 | 0 | 0 | 0 | 335 |
| Sep 17 | NAVY | 55 | 287 | 3 | 31 | 5 | 59 | 0 | 19 | 5-12-0 | 59 | 0 | 19 | 0 | 0 | 0 | 0 | 1 | 0 | 0 | 0 | 346 |
| Sep 24 | UL LAFAYETTE | 63 | 137 | 2 | 24 | 19 | 240 | 2 | 39 | 19-38-2 | 240 | 2 | 39 | 2 | 43 | 0 | 27 | 5 | 14 | 0 | 6 | 377 |
| 10/01/16 | at Massachusetts | 24 | 131 | 1 | 23 | 16 | 181 | 2 | 52 | 16-30-1 | 181 | 2 | 52 | 4 | 96 | 0 | 39 | 1 | 0 | 0 | 0 | 312 |
| Oct 14 | MEMPHIS | 33 | 163 | 1 | 61 | 21 | 236 | 1 | 46 | 21-34-1 | 236 | 1 | 46 | 2 | 49 | 0 | 35 | 1 | 9 | 0 | 9 | 399 |
| Oct 22 | at Tulsa | 58 | 330 | 3 | 50 | 14 | 236 | 3 | 49 | 14-23-0 | 236 | 3 | 49 | 2 | 16 | 0 | 9 | 2 | 0 | 0 | 2 | 566 |
| | | 290 | 1181 | 11 | 61 | 105 | 1329 | 10 | 52 | 105-189-6 | 1329 | 10 | 52 | 18 | 337 | 0 | 39 | 12 | 25 | 0 | 9 | 2510 |
| Tulane | | 356 | 1757 | 17 | 84 | 55 | 697 | 6 | 46 | 55-137-3 | 697 | 6 | 46 | 18 | 404 | 1 | 86 | 9 | 25 | 0 | 10 | 2454 |

Games played: 7

Avg per rush: 4.1

Avg per catch: 12.7

Pass efficiency: 125.73

Kick ret avg: 18.7

Punt ret avg: 2.1

All purpose avg/game: 414.3

Total offense avg/gm: 358.6

| | | Tackles | | | | Sacks | Fumble | | Pass Defense | | | Blkd | PAT Attempts | | | | |
|---------|------------------|---------|-----|-------|----------|----------|--------|--------|--------------|-----|------|------|--------------|------|-----|-----|-----|
| Date | Opponent | ua | a | total | tfl-yds | no-yds | ff | fr-yds | int-yds | qbh | brup | kick | kick | rush | rcv | saf | pts |
| Sep 01 | at Wake Forest | 45 | 24 | 69 | 7.0-36 | 4.0-28 | 1 | 1-0 | 0-0 | 4 | 2 | 1 | 1-1 | 0 | 0 | 0 | 7 |
| Sep 10 | SOUTHERN | 45 | 18 | 63 | 5.0-11 | 0.0-0 | 0 | 0-0 | 1-28 | 0 | 0 | 0 | 3-3 | 0 | 0 | 0 | 21 |
| Sep 17 | NAVY | 42 | 22 | 64 | 7.0-32 | 2.0-16 | 1 | 0-0 | 0-0 | 0 | 4 | 0 | 1-2 | 0 | 1 | 0 | 21 |
| Sep 24 | UL LAFAYETTE | 50 | 20 | 70 | 9.0-29 | 3.0-21 | 1 | 0-0 | 1-0 | 1 | 3 | 1 | 3-3 | 0 | 0 | 0 | 39 |
| 10/01/1 | at Massachusetts | 27 | 80 | 107 | 6.0-13 | 1.0-5 | 1 | 1-0 | 0-0 | 0 | 4 | 0 | 3-3 | 0 | 0 | 0 | 24 |
| Oct 14 | MEMPHIS | 45 | 20 | 65 | 4.0-18 | 1.0-5 | 0 | 2-0 | 1-0 | 0 | 4 | 0 | 1-1 | 1 | 0 | 0 | 24 |
| Oct 22 | at Tulsa | 32 | 36 | 68 | 5.0-31 | 4.0-30 | 2 | 1-0 | 0-0 | 3 | 2 | 1 | 6-6 | 0 | 0 | 0 | 50 |
| | | 286 | 220 | 506 | 43.0-170 | 15.0-105 | 6 | 5-0 | 3-28 | 8 | 19 | 3 | 18-19 | 1 | 1 | 0 | 186 |
| Tulane | | 283 | 178 | 461 | 43.0-162 | 17.0-102 | 8 | 11-34 | 6-150 | 2 | 20 | 1 | 23-23 | 0 | 1 | 0 | 196 |

| | | Punting | | | | | | | | | Field Goals | | | Kickoffs | | | | |
|---------|------------------|---------|------|------|------|------|----|----|-----|-----|-------------|------|------|----------|------|------|----|----|
| Date | Opponent | no. | yds | avg | long | blkd | tb | fc | 50+ | i20 | md-att | long | blkd | no. | yds | avg | tb | ob |
| Sep 01 | at Wake Forest | 8 | 322 | 40.2 | 53 | 0 | 0 | 1 | 2 | 4 | 0-0 | 0 | 0 | 2 | 128 | 64.0 | 1 | 0 |
| Sep 10 | SOUTHERN | 6 | 142 | 23.7 | 38 | 1 | 1 | 0 | 0 | 0 | 0-0 | 0 | 0 | 4 | 243 | 60.8 | 0 | 0 |
| Sep 17 | NAVY | 4 | 149 | 37.2 | 48 | 0 | 0 | 2 | 0 | 1 | 0-0 | 0 | 0 | 4 | 248 | 62.0 | 1 | 0 |
| Sep 24 | UL LAFAYETTE | 8 | 361 | 45.1 | 60 | 0 | 1 | 6 | 1 | 2 | 4-4 | 40 | 0 | 5 | 315 | 63.0 | 4 | 0 |
| 10/01/1 | at Massachusetts | 5 | 223 | 44.6 | 58 | 0 | 1 | 1 | 1 | 1 | 1-1 | 28 | 0 | 5 | 324 | 64.8 | 3 | 0 |
| Oct 14 | MEMPHIS | 6 | 275 | 45.8 | 63 | 0 | 1 | 1 | 1 | 2 | 3-3 | 50 | 0 | 5 | 322 | 64.4 | 2 | 0 |
| Oct 22 | at Tulsa | 4 | 174 | 43.5 | 53 | 0 | 0 | 1 | 1 | 1 | 2-2 | 27 | 0 | 9 | 557 | 61.9 | 5 | 0 |
| | | 41 | 1646 | 40.1 | 63 | 1 | 4 | 12 | 6 | 11 | 10-10 | 50 | 0 | 34 | 2137 | 62.9 | 16 | 0 |
| Tulane | | 39 | 1566 | 40.2 | 59 | 1 | 3 | 11 | 8 | 15 | 7-12 | 48 | 2 | 33 | 2032 | 61.6 | 15 | 0 |



2016 SEASON SUPERLATIVES

TEAM HIGHS

| | | |
|---------------------|------|--------------------------------------------------|
| Rushes | 22 | CUIELLETTE, Glen at Wake Forest (Sep 01, 2016) |
| | 22 | HILLIARD, Dontrell at Massachusetts (10/01/16) |
| Yards Rushing | 166 | ROUNDS, Josh at Tulsa (Oct 22, 2016) |
| TD Rushes | 3 | HILLIARD, Dontrell vs Southern (Sep 10, 2016) |
| Long Rush | 84 | ROUNDS, Josh at Tulsa (Oct 22, 2016) |
| Pass attempts | 30 | CUIELLETTE, Glen vs Memphis (Oct 14, 2016) |
| Pass completions | 12 | CUIELLETTE, Glen at Wake Forest (Sep 01, 2016) |
| Yards Passing | 168 | CUIELLETTE, Glen at Massachusetts (10/01/16) |
| TD Passes | 4 | CUIELLETTE, Glen vs UL Lafayette (Sep 24, 2016) |
| Long Pass | 46 | CUIELLETTE, Glen at Wake Forest (Sep 01, 2016) |
| Receptions | 7 | ENCALADE, Terren vs UL Lafayette (Sep 24, 2016) |
| | 7 | ENCALADE, Terren at Massachusetts (10/01/16) |
| Yards Receiving | 125 | ENCALADE, Terren at Massachusetts (10/01/16) |
| TD Receptions | 3 | ENCALADE, Terren vs UL Lafayette (Sep 24, 2016) |
| Long Reception | 46 | ROUNDS, Josh at Wake Forest (Sep 01, 2016) |
| Field Goals | 4 | DIROCCO, Andrew vs UL Lafayette (Sep 24, 2016) |
| Long Field Goal | 48 | DIROCCO, Andrew vs UL Lafayette (Sep 24, 2016) |
| Punts | 10 | BLOCK, Zachary vs UL Lafayette (Sep 24, 2016) |
| Punting Avg | 45.7 | BLOCK, Zachary at Tulsa (Oct 22, 2016) |
| Long Punt | 59 | BLOCK, Zachary vs Memphis (Oct 14, 2016) |
| Punts inside 20 | 5 | BLOCK, Zachary at Tulsa (Oct 22, 2016) |
| Long Punt Return | 10 | HILLIARD, Dontrell at Wake Forest (Sep 01, 2016) |
| Long Kickoff Return | 86 | BADIE, Sherman vs Southern (Sep 10, 2016) |
| Tackles | 14 | MARLEY, Nico vs NAVY (Sep 17, 2016) |
| Sacks | 2.0 | MARLEY, Nico vs NAVY (Sep 17, 2016) |
| | 2.0 | CARROLL, Quinlan vs UL Lafayette (Sep 24, 2016) |
| | 2.0 | WILSON, Sean vs Memphis (Oct 14, 2016) |
| Tackles For Loss | 3.0 | MARLEY, Nico vs UL Lafayette (Sep 24, 2016) |
| | 3.0 | CARROLL, Quinlan vs UL Lafayette (Sep 24, 2016) |
| | 3.0 | SMART, Taniel vs UL Lafayette (Sep 24, 2016) |
| Interceptions | 1 | NICKERSON, Parry vs Southern (Sep 10, 2016) |
| | 1 | MARLEY, Nico vs Southern (Sep 10, 2016) |
| | 1 | NICKERSON, Parry vs UL Lafayette (Sep 24, 2016) |

| | | |
|------------------|------|--------------------------------|
| Rushes | 64 | at Massachusetts (10/01/16) |
| Yards Rushing | 437 | vs Southern (Sep 10, 2016) |
| Yards Per Rush | 7.7 | vs Southern (Sep 10, 2016) |
| TD Rushes | 7 | vs Southern (Sep 10, 2016) |
| Pass attempts | 30 | vs Memphis (Oct 14, 2016) |
| Pass completions | 13 | vs UL Lafayette (Sep 24, 2016) |
| Yards Passing | 181 | vs UL Lafayette (Sep 24, 2016) |
| Yards Per Pass | 8.0 | at Massachusetts (10/01/16) |
| TD Passes | 4 | vs UL Lafayette (Sep 24, 2016) |
| Total Plays | 85 | at Massachusetts (10/01/16) |
| Total Offense | 449 | vs Southern (Sep 10, 2016) |
| Yards Per Play | 7.1 | vs Southern (Sep 10, 2016) |
| Points | 66 | vs Southern (Sep 10, 2016) |
| Sacks By | 6 | vs UL Lafayette (Sep 24, 2016) |
| First Downs | 27 | at Massachusetts (10/01/16) |
| Penalties | 9 | vs NAVY (Sep 17, 2016) |
| | 9 | at Tulsa (Oct 22, 2016) |
| Penalty Yards | 85 | at Tulsa (Oct 22, 2016) |
| Turnovers | 3 | vs Memphis (Oct 14, 2016) |
| Interceptions By | 2 | vs Southern (Sep 10, 2016) |
| | 2 | vs UL Lafayette (Sep 24, 2016) |
| Punts | 11 | vs UL Lafayette (Sep 24, 2016) |
| Punting Avg | 45.7 | at Tulsa (Oct 22, 2016) |
| Long Punt | 59 | vs Memphis (Oct 14, 2016) |
| Punts inside 20 | 5 | at Tulsa (Oct 22, 2016) |
| Long Punt Return | 10 | at Wake Forest (Sep 01, 2016) |

2016 SEASON SUPERLATIVES



OPPONENT HIGHS

| | | |
|---------------------|------|-------------------------------------------------|
| Rushes | 38 | McGuire, Elijah, vs UL Lafayette (Sep 24, 2016) |
| Yards Rushing | 190 | FLANDERS, J., at Tulsa (Oct 22, 2016) |
| TD Rushes | 2 | McGuire, Elijah, vs UL Lafayette (Sep 24, 2016) |
| | 2 | FLANDERS, J., at Tulsa (Oct 22, 2016) |
| Long Rush | 61 | DORCEUS, D., vs Memphis (Oct 14, 2016) |
| Pass attempts | 38 | Jennings, A., vs UL Lafayette (Sep 24, 2016) |
| Pass completions | 21 | FERGUSON, Riley, vs Memphis (Oct 14, 2016) |
| Yards Passing | 267 | A. Howard, vs Southern (Sep 10, 2016) |
| TD Passes | 3 | EVANS, D., at Tulsa (Oct 22, 2016) |
| Long Pass | 52 | Comis, R., at Massachusetts (10/01/16) |
| Receptions | 7 | W. Quinn, vs Southern (Sep 10, 2016) |
| | 7 | ATKINSON, J., at Tulsa (Oct 22, 2016) |
| Yards Receiving | 142 | ATKINSON, J., at Tulsa (Oct 22, 2016) |
| TD Receptions | 2 | Isabella, A., at Massachusetts (10/01/16) |
| Long Reception | 52 | Isabella, A., at Massachusetts (10/01/16) |
| Field Goals | 4 | Artigue, Stevie, vs UL Lafayette (Sep 24, 2016) |
| Long Field Goal | 50 | ELLIOTT, Jake, vs Memphis (Oct 14, 2016) |
| Punts | 8 | Maggio, D, at Wake Forest (Sep 01, 2016) |
| | 8 | Coutts, Steven, vs UL Lafayette (Sep 24, 2016) |
| Punting Avg | 48.0 | JACOBS, Nick, vs Memphis (Oct 14, 2016) |
| Long Punt | 63 | SMITH, Spencer, vs Memphis (Oct 14, 2016) |
| Punts inside 20 | 4 | Maggio, D, at Wake Forest (Sep 01, 2016) |
| Long Punt Return | 9 | MILLER, Anthony, vs Memphis (Oct 14, 2016) |
| Long Kickoff Return | 39 | Allen, J., at Massachusetts (10/01/16) |
| Tackles | 15 | Casali, S., at Massachusetts (10/01/16) |
| Sacks | 2.0 | Jackson, Jul, at Wake Forest (Sep 01, 2016) |
| | 2.0 | PALMORE, D.J., vs NAVY (Sep 17, 2016) |
| | 2.0 | Dillon, Joe, vs UL Lafayette (Sep 24, 2016) |
| Tackles For Loss | 3.0 | HALL, Austin, vs Memphis (Oct 14, 2016) |
| Interceptions | 1 | D. Johnson, vs Southern (Sep 10, 2016) |
| | 1 | Walker, Tracy, vs UL Lafayette (Sep 24, 2016) |
| | 1 | COOK, Jonathan, vs Memphis (Oct 14, 2016) |

| | | |
|------------------|------|--------------------------------|
| Rushes | 63 | vs UL Lafayette (Sep 24, 2016) |
| Yards Rushing | 330 | at Tulsa (Oct 22, 2016) |
| Yards Per Rush | 5.7 | at Tulsa (Oct 22, 2016) |
| TD Rushes | 3 | vs NAVY (Sep 17, 2016) |
| | 3 | at Tulsa (Oct 22, 2016) |
| Pass attempts | 38 | vs UL Lafayette (Sep 24, 2016) |
| Pass completions | 21 | vs Memphis (Oct 14, 2016) |
| Yards Passing | 281 | vs Southern (Sep 10, 2016) |
| Yards Per Pass | 10.3 | at Tulsa (Oct 22, 2016) |
| TD Passes | 3 | at Tulsa (Oct 22, 2016) |
| Total Plays | 101 | vs UL Lafayette (Sep 24, 2016) |
| Total Offense | 566 | at Tulsa (Oct 22, 2016) |
| Yards Per Play | 7.0 | at Tulsa (Oct 22, 2016) |
| Points | 50 | at Tulsa (Oct 22, 2016) |
| Sacks By | 4 | at Wake Forest (Sep 01, 2016) |
| | 4 | at Tulsa (Oct 22, 2016) |
| First Downs | 29 | at Tulsa (Oct 22, 2016) |
| Penalties | 7 | at Massachusetts (10/01/16) |
| | 7 | vs Memphis (Oct 14, 2016) |
| Penalty Yards | 79 | vs Memphis (Oct 14, 2016) |
| Turnovers | 4 | vs Southern (Sep 10, 2016) |
| | 4 | vs UL Lafayette (Sep 24, 2016) |
| Interceptions By | 1 | vs Southern (Sep 10, 2016) |
| | 1 | vs UL Lafayette (Sep 24, 2016) |
| | 1 | vs Memphis (Oct 14, 2016) |
| Punts | 8 | at Wake Forest (Sep 01, 2016) |
| | 8 | vs UL Lafayette (Sep 24, 2016) |
| Punting Avg | 45.8 | vs Memphis (Oct 14, 2016) |
| Long Punt | 63 | vs Memphis (Oct 14, 2016) |
| Punts inside 20 | 4 | at Wake Forest (Sep 01, 2016) |
| Long Punt Return | 9 | vs Memphis (Oct 14, 2016) |



2016 GAME-BY-GAME STATS

PASSING STATS

| #14 CUIELLETTE, G. | Comp | Att | Int | Pct | Yards | TD | Long | Sacked | Effic |
|--------------------|------|-----|-----|------|-------|----|------|--------|--------|
| Wake Forest | 12 | 23 | 0 | 52.2 | 134 | 0 | 46 | 4-28 | 101.11 |
| Southern | 1 | 2 | 1 | 50.0 | 5 | 0 | 5 | 0-0 | -29.00 |
| UL Lafayette | 10 | 23 | 1 | 43.5 | 165 | 4 | 34 | 2-12 | 152.43 |
| Massachusetts | 11 | 20 | 0 | 55.0 | 168 | 1 | 38 | 1-5 | 142.06 |
| Memphis | 11 | 30 | 1 | 36.7 | 144 | 1 | 28 | 1-5 | 81.32 |
| Tulsa | 3 | 19 | 0 | 15.8 | 37 | 0 | 19 | 4-30 | 32.15 |
| TOTALS | 48 | 117 | 3 | 41.0 | 653 | 6 | 46 | 13-84 | 99.70 |

| #1 BRANTLEY, J. | Comp | Att | Int | Pct | Yards | TD | Long | Sacked | Effic |
|-----------------|------|-----|-----|-------|-------|----|------|--------|--------|
| Southern | 1 | 4 | 0 | 25.0 | 7 | 0 | 7 | 0-0 | 39.70 |
| NAVY | 3 | 12 | 0 | 25.0 | 21 | 0 | 11 | 1-12 | 39.70 |
| UL Lafayette | 3 | 3 | 0 | 100.0 | 16 | 0 | 12 | 1-9 | 144.80 |
| Massachusetts | 0 | 1 | 0 | 0.0 | 0 | 0 | 0 | 0-0 | 0.00 |
| TOTALS | 7 | 20 | 0 | 35.0 | 44 | 0 | 12 | 2-21 | 53.48 |

RUSHING AND RECEIVING STATS

| RUSHING | No-Yds/TD | WF | SUBR | NAVY | UL | UMASS | MEM | TLS |
|-----------------|-----------|---------|----------|---------|---------|---------|---------|----------|
| HILLIARD, D. | 91-529/7 | 7-36/0 | 10-103/3 | 16-97/1 | 16-49/0 | 22-99/1 | 8-21/0 | 12-124/2 |
| ROUNDS, Josh | 71-465/5 | 1-3/0 | 11-66/2 | 11-75/1 | 10-45/0 | 16-77/1 | 7-33/0 | 15-166/1 |
| THOMPSON, L. | 46-288/4 | 6-21/0 | 4-28/2 | 6-20/0 | 7-30/0 | 8-54/1 | 8-69/0 | 7-66/1 |
| BRANTLEY, J. | 34-163/0 | DNP | 11-119/0 | 10-29/0 | 8-7/0 | 3-1/0 | DNP | 2-7/0 |
| CUIELLETTE, G. | 74-148/1 | 22-54/0 | 5-20/0 | 2-4/0 | 6-5/0 | 12-60/0 | 18-35/1 | 9-12/0 |
| BADIE, Sherman | 16-70/0 | 7-26/0 | 5-40/0 | DNP | DNP | DNP | DNP | 4-4/0 |
| A. Zuckerman | 4-26/0 | DNP | 4-26/0 | DNP | DNP | DNP | - | DNP |
| ENCALADE, T. | 2-23/0 | - | - | 2-23/0 | - | - | - | - |
| BRADWELL, D. | 8-21/0 | 4-6/0 | 4-15/0 | DNP | DNP | DNP | DNP | DNP |
| MOONEY, Darnell | 3-18/0 | - | - | - | 1-4/0 | - | 2-14/0 | - |
| SCOTT, Trey | 1-7/0 | DNP | 1-7/0 | - | - | - | - | - |
| BERTRAND, Jared | 1-7/0 | DNP | 1-7/0 | DNP | DNP | DNP | DNP | DNP |
| GLENN, Devin | 1-6/0 | - | 1-6/0 | - | - | - | - | - |
| TEAM | 4--14/0 | DNP | - | DNP | - | 3--11/0 | 1--3/0 | DNP |

| RECEIVING | No-Yds/TD | WF | SUBR | NAVY | UL | UMASS | MEM | TLS |
|-----------------|-----------|--------|-------|--------|---------|---------|--------|--------|
| ENCALADE, T. | 23-302/4 | 4-19/0 | 1-5/0 | - | 7-103/3 | 7-125/1 | 3-47/0 | 1-3/0 |
| MOONEY, Darnell | 11-140/1 | - | - | - | 3-51/1 | 3-25/0 | 4-45/0 | 1-19/0 |
| HILLIARD, D. | 5-64/0 | 1-8/0 | - | 2-16/0 | 1-12/0 | - | 1-28/0 | - |
| ROUNDS, Josh | 3-55/0 | 1-46/0 | - | - | 1-1/0 | - | 1-10/0 | - |
| DACE, Larry | 5-53/0 | 4-38/0 | - | - | - | DNP | - | 1-15/0 |
| BREAUX, Devon | 3-38/0 | 1-17/0 | - | 1-5/0 | 1-16/0 | - | - | - |
| ARDOIN, Kendall | 2-27/1 | DNP | 1-7/0 | - | - | - | 1-20/1 | - |
| JOHNSON, Chris | 1-18/0 | - | - | - | - | 1-18/0 | - | DNP |
| THOMPSON, L. | 2-0/0 | 1-6/0 | - | - | - | - | 1-6/0 | - |



2016 GAME-BY-GAME STATS

TACKLES

| Total Tackles | UA-A | Total | WF | SUBR | NAVY | UL | UMASS | MEM | TLS |
|-----------------|-------|-------|-----|------|------|-----|-------|-----|-----|
| MARLEY, Nico | 30-22 | 52 | 4-1 | 3-1 | 11-3 | 5-6 | 1-3 | 4-3 | 2-5 |
| FRANKLIN, J. | 21-22 | 43 | 3-4 | 0-1 | 6-3 | 4-3 | 0-5 | 2-3 | 6-3 |
| SMART, Tanzel | 20-20 | 40 | 3-1 | 1-0 | 1-5 | 7-3 | 1-3 | 4-3 | 3-5 |
| TEAMER, R. | 23-13 | 36 | 3-0 | 0-1 | 6-2 | 6-0 | 1-3 | 6-0 | 1-7 |
| MARBLEY, R.J. | 22-10 | 32 | 1-1 | 5-0 | 2-2 | 3-1 | DNP | 5-1 | 6-5 |
| ALLEN, Richard | 20-5 | 25 | 3-2 | 2-1 | 2-0 | 2-0 | 4-2 | 3-0 | 4-0 |
| LEWIS, Donnie | 20-4 | 24 | 1-1 | 1-1 | 5-1 | 7-1 | 4-0 | 2-0 | DNP |
| ARUNA, Ade | 14-9 | 23 | 2-2 | 1-1 | 1-2 | 3-2 | 0-1 | 3-1 | 4-0 |
| HARRIS, Zachery | 12-6 | 18 | - | 3-1 | DNP | 4-1 | 4-4 | 1-0 | DNP |
| WILSON, Sean | 8-9 | 17 | 1-1 | - | - | 2-3 | 1-2 | 3-1 | 1-2 |
| NICKERSON, P. | 9-8 | 17 | 0-1 | 1-0 | 2-1 | 1-2 | 1-1 | 3-1 | 1-2 |
| HARPER, Will | 8-6 | 14 | 1-1 | 3-1 | - | 2-1 | 0-1 | 2-0 | 0-2 |
| THOMAS, Eric | 7-6 | 13 | 3-3 | 3-1 | - | - | 0-1 | 1-0 | 0-1 |
| KENNEDY, Robert | 7-6 | 13 | 2-1 | - | DNP | DNP | - | - | 5-5 |
| BOWIE, Eric | 12-1 | 13 | 1-0 | 3-0 | - | 4-0 | 2-0 | 1-0 | 1-1 |
| WOULLARD, Peter | 6-7 | 13 | - | 1-0 | 3-2 | 1-1 | 0-3 | 1-1 | - |
| CARROLL, Q. | 9-3 | 12 | 1-1 | 1-1 | 1-0 | 5-1 | - | 1-0 | DNP |
| SHENALL, Taris | 9-2 | 11 | 1-0 | 4-0 | 1-1 | 2-0 | - | 1-0 | 0-1 |
| WASHINGTON, E. | 6-4 | 10 | - | 2-1 | - | 2-2 | 1-0 | 1-0 | 0-1 |
| WILLIAMS, Daren | 4-6 | 10 | - | 1-0 | - | 3-1 | DNP | - | 0-5 |
| JACKSON, Luke | 6-1 | 7 | 1-0 | - | - | 1-0 | 1-0 | - | 3-1 |
| KEYES, T. | 3-1 | 4 | DNP | 0-1 | DNP | - | DNP | DNP | 3-0 |
| GLENN, Devin | 3-1 | 4 | - | 1-0 | 1-0 | - | 1-1 | - | - |
| HALL, P.J. | 0-2 | 2 | - | - | - | - | - | - | 0-2 |
| BRYANT, Larry | 0-2 | 2 | - | - | - | - | 0-1 | - | 0-1 |
| WASHINGTON, J. | 2-0 | 2 | DNP | - | 2-0 | DNP | - | - | - |
| ENCALADE, T. | 1-1 | 2 | - | - | - | 1-0 | 0-1 | - | - |
| EDWARDS, B. | 0-1 | 1 | - | - | - | - | - | - | 0-1 |
| GRAHAM, L. | 1-0 | 1 | - | 1-0 | - | - | - | - | - |

SACKS

| SACKS | UA-A | Total | WF | SUBR | NAVY | UL | UMASS | MEM | TLS |
|-----------------|------|-------|-------|--------|--------|--------|-------|--------|-------|
| WILSON, Sean | 3-0 | 3.0 | - | - | - | 1.0-4 | - | 2.0-14 | - |
| SMART, Tanzel | 3-0 | 3.0 | 1.0-3 | - | - | 1.0-7 | 1.0-0 | - | - |
| MARLEY, Nico | 3-0 | 3.0 | - | - | 2.0-13 | 1.0-10 | - | - | - |
| WOULLARD, Peter | 2-0 | 2.0 | - | - | 1.0-7 | 1.0-3 | - | - | - |
| ARUNA, Ade | 2-0 | 2.0 | - | 1.0-10 | - | - | - | 1.0-7 | - |
| CARROLL, Q. | 2-0 | 2.0 | - | - | - | 2.0-14 | - | - | DNP |
| JACKSON, Luke | 1-0 | 1.0 | - | - | - | - | - | - | 1.0-3 |
| WASHINGTON, E. | 1-0 | 1.0 | - | - | - | - | 1.0-7 | - | - |

TACKLES FOR LOSS

| TACKLES FOR LOSS | UA-A | Total | WF | SUBR | NAVY | UL | UMASS | MEM | TLS |
|------------------|------|-------|-------|--------|--------|--------|-------|--------|-------|
| SMART, Tanzel | 8-1 | 8.5 | 2.0-6 | 1.0-1 | - | 3.0-13 | - | 1.0-5 | 1.5-5 |
| MARLEY, Nico | 6-1 | 6.5 | 1.0-2 | - | 2.0-13 | 3.0-15 | - | - | 0.5-1 |
| CARROLL, Q. | 5-0 | 5.0 | - | 1.0-1 | 1.0-2 | 3.0-15 | - | - | DNP |
| WILSON, Sean | 4-0 | 4.0 | - | - | - | 1.0-4 | 1.0-4 | 2.0-14 | - |
| ARUNA, Ade | 4-0 | 4.0 | - | 1.0-10 | 1.0-2 | - | - | 2.0-8 | - |
| JACKSON, Luke | 2-0 | 2.0 | - | - | - | - | - | - | 2.0-5 |
| WASHINGTON, E. | 2-0 | 2.0 | - | 1.0-3 | - | - | 1.0-7 | - | - |
| TEAMER, R. | 2-0 | 2.0 | 1.0-2 | - | 1.0-5 | - | - | - | - |
| WOULLARD, Peter | 2-0 | 2.0 | - | - | 1.0-7 | 1.0-3 | - | - | - |
| THOMAS, Eric | 1-1 | 1.5 | - | - | - | - | - | 1.0-1 | 0.5-1 |
| WILLIAMS, Daren | 1-1 | 1.5 | - | 1.0-2 | - | - | DNP | - | 0.5-0 |
| MARBLEY, R.J. | 1-0 | 1.0 | - | - | - | - | DNP | 1.0-1 | - |
| KENNEDY, Robert | 0-2 | 1.0 | 0.5-1 | - | DNP | DNP | - | - | 0.5-1 |
| WASHINGTON, J. | 1-0 | 1.0 | DNP | - | 1.0-1 | DNP | - | - | - |
| FRANKLIN, J. | 0-1 | 0.5 | - | - | - | - | - | - | 0.5-0 |



2016 GAME-BY-GAME STATS

PUNT/KICKOFF/FUMBLE/INTERCEPTION RETURNS

| PUNT RETURNS | No-Yds | WF | SUBR | NAVY | UL | UMASS | MEM | TLS |
|-----------------|--------|------|------|------|----|-------|-----|-----|
| HILLIARD, D. | 7-25 | 2-10 | - | 1-3 | - | 2-9 | 2-3 | - |
| FRANKLIN, J. | 1-0 | - | 1-0 | - | - | - | - | - |
| MOONEY, Darnell | 1-0 | - | - | - | - | - | - | 1-0 |

| KICK RETURNS | No-Yds | WF | SUBR | NAVY | UL | UMASS | MEM | TLS |
|----------------|--------|------|-------|------|------|-------|------|------|
| BADIE, Sherman | 5-157 | 1-22 | 4-135 | DNP | DNP | DNP | DNP | - |
| GLENN, Devin | 8-152 | - | - | 2-37 | 1-10 | 2-43 | - | 3-62 |
| BREAUX, Devon | 4-77 | - | - | - | - | - | 3-53 | 1-24 |
| HILLIARD, D. | 1-18 | - | - | 1-18 | - | - | - | - |

| INT. RETURNS | No-Yds | WF | SUBR | NAVY | UL | UMASS | MEM | TLS |
|----------------|--------|----|------|------|------|-------|-----|-----|
| NICKERSON, P. | 2-133 | - | 1-96 | - | 1-37 | - | - | - |
| ALLEN, Richard | 1-5 | - | - | - | - | - | 1-5 | - |
| FRANKLIN, J. | 1-0 | - | - | - | - | 1-0 | - | - |
| MARLEY, Nico | 1-0 | - | 1-0 | - | - | - | - | - |
| LEWIS, Donnie | 1-12 | - | - | - | 1-12 | - | - | DNP |

| FUMBLE RETURNS | No-Yds | WF | SUBR | NAVY | UL | UMASS | MEM | TLS |
|-----------------|--------|----|------|------|------|-------|-----|-----|
| WOULLARD, Peter | 1-34 | - | - | - | 1-34 | - | - | - |

3RD & 4TH DOWN CONVERSIONS / TIME OF POSSESSION

| Date | Opponent | Score | Overall | 1st Qtr | 2nd Qtr | 3rd Qtr | 4th Qtr | Overtime |
|--------------|------------------|---------|-------------|------------|------------|-----------|-----------|----------|
| Sep 01, 2016 | at Wake Forest | L 3-7 | 8-20 40.0 | 0-3 0.0 | 2-5 40.0 | 3-5 60.0 | 3-7 42.9 | |
| Sep 10, 2016 | SOUTHERN | W 66-21 | 5-10 50.0 | 1-1 100.0 | 1-1 100.0 | 2-5 40.0 | 1-3 33.3 | |
| Sep 17, 2016 | NAVY | L 14-21 | 2-12 16.7 | 1-3 33.3 | 0-2 0.0 | 0-3 0.0 | 1-4 25.0 | |
| Sep 24, 2016 | UL LAFAYETTE | W 41-39 | 0-16 0.0 | 0-2 0.0 | 0-5 0.0 | 0-4 0.0 | 0-4 0.0 | 0-1 0.0 |
| 10/01/16 | at Massachusetts | W 31-24 | 5-17 29.4 | 3-5 60.0 | 1-6 16.7 | 0-2 0.0 | 1-4 25.0 | |
| Oct 14, 2016 | MEMPHIS | L 14-24 | 4-16 25.0 | 1-2 50.0 | 1-4 25.0 | 1-5 20.0 | 1-5 20.0 | |
| Oct 22, 2016 | at Tulsa | L 27-50 | 6-17 35.3 | 1-4 25.0 | 2-5 40.0 | 2-5 40.0 | 1-3 33.3 | |
| | Tulane | | 30-108 27.8 | 7-20 35.0 | 7-28 25.0 | 8-29 27.6 | 8-30 26.7 | 0-1 0.0 |
| | Opponents | | 44-112 39.3 | 19-33 57.6 | 10-31 32.3 | 7-21 33.3 | 7-25 28.0 | 1-2 50.0 |

4th-Down Conversions

| Date | Opponent | Score | Overall | 1st Qtr | 2nd Qtr | 3rd Qtr | 4th Qtr | Overtime |
|--------------|------------------|---------|------------|-----------|-----------|-----------|-----------|----------|
| Sep 01, 2016 | at Wake Forest | L 3-7 | 1-4 25.0 | 0-0 0.0 | 0-1 0.0 | 0-0 0.0 | 1-3 33.3 | |
| Sep 10, 2016 | SOUTHERN | W 66-21 | 2-3 66.7 | 0-0 0.0 | 0-0 0.0 | 1-2 50.0 | 1-1 100.0 | |
| Sep 17, 2016 | NAVY | L 14-21 | 3-4 75.0 | 0-0 0.0 | 1-1 100.0 | 2-2 100.0 | 0-1 0.0 | |
| Sep 24, 2016 | UL LAFAYETTE | W 41-39 | 0-1 0.0 | 0-1 0.0 | 0-0 0.0 | 0-0 0.0 | 0-0 0.0 | 0-0 0.0 |
| 10/01/16 | at Massachusetts | W 31-24 | 3-5 60.0 | 1-1 100.0 | 1-2 50.0 | 1-1 100.0 | 0-1 0.0 | |
| Oct 14, 2016 | MEMPHIS | L 14-24 | 2-3 66.7 | 0-0 0.0 | 0-0 0.0 | 1-2 50.0 | 1-1 100.0 | |
| Oct 22, 2016 | at Tulsa | L 27-50 | 1-2 50.0 | 0-0 0.0 | 0-0 0.0 | 0-0 0.0 | 1-2 50.0 | |
| | Tulane | | 12-22 54.5 | 1-2 50.0 | 2-4 50.0 | 5-7 71.4 | 4-9 44.4 | 0-0 0.0 |
| | Opponents | | 3-5 60.0 | 0-1 0.0 | 0-0 0.0 | 0-0 0.0 | 3-4 75.0 | 0-0 0.0 |

Time of Possession

| Date | Opponent | Score | Overall | 1st Qtr | 2nd Qtr | 3rd Qtr | 4th Qtr | Overtime |
|--------------|------------------|---------|---------|---------|---------|---------|---------|----------|
| Sep 01, 2016 | at Wake Forest | L 3-7 | 34:56 | 6:41 | 9:35 | 8:45 | 9:55 | |
| Sep 10, 2016 | SOUTHERN | W 66-21 | 33:12 | 3:42 | 6:22 | 13:02 | 10:06 | |
| Sep 17, 2016 | NAVY | L 14-21 | 28:54 | 5:56 | 8:06 | 8:03 | 6:49 | |
| Sep 24, 2016 | UL LAFAYETTE | W 41-39 | 28:50 | 5:21 | 9:04 | 9:26 | 4:59 | 0:00 |
| 10/01/16 | at Massachusetts | W 31-24 | 40:30 | 11:35 | 11:10 | 9:36 | 8:09 | |
| Oct 14, 2016 | MEMPHIS | L 14-24 | 32:32 | 5:33 | 8:55 | 10:16 | 7:48 | |
| Oct 22, 2016 | at Tulsa | L 27-50 | 27:37 | 6:45 | 6:29 | 9:56 | 4:27 | |
| | Tulane | Total | 226:31 | 45:33 | 59:41 | 69:04 | 52:13 | 0:00 |

2016 GAME-BY-GAME STATS



GAME PARTICIPATION

| ## | PLAYER | GP-GS | WF | SUBR | NAVY | UL | UMASS | MEM | TLS |
|----|-----------------|-------|-------|-------|-------|-------|-------|-------|-------|
| 23 | ALLEN, Richard | 7/7 | START | START | START | START | START | START | START |
| 89 | ARDOIN, Kendall | 6/6 | ... | START | START | START | START | START | START |
| 87 | ARUNA, Ade | 7/7 | START | START | START | START | START | START | START |
| 3 | BADIE, Sherman | 3/- | XXX | XXX | ... | ... | ... | ... | XXX |
| 29 | BERTRAND, Jared | 1/- | ... | XXX | ... | ... | ... | ... | ... |
| 49 | BLOCK, Zachary | 7/- | XXX | XXX | XXX | XXX | XXX | XXX | XXX |
| 55 | BOWIE, Eric | 7/- | XXX | XXX | XXX | XXX | XXX | XXX | XXX |
| 11 | BRADWELL, D. | 2/- | XXX | XXX | ... | ... | ... | ... | ... |
| 1 | BRANTLEY, J. | 5/2 | ... | XXX | START | START | XXX | ... | XXX |
| 8 | BREAUX, Devon | 7/6 | START | START | START | START | START | XXX | START |
| 73 | BROWN, Leeward | 7/7 | START | START | START | START | START | START | START |
| 36 | BRYANT, Larry | 7/- | XXX | XXX | XXX | XXX | XXX | XXX | XXX |
| 54 | CARROLL, Q. | 6/1 | XXX | XXX | START | XXX | XXX | XXX | ... |
| 14 | CUIELLETTE, G. | 7/5 | START | START | XXX | XXX | START | START | START |
| 85 | DACE, Larry | 6/3 | START | START | START | XXX | ... | XXX | XXX |
| 39 | DAVIS, S. | 1/- | ... | ... | ... | ... | ... | ... | XXX |
| 51 | DIAZ, Junior | 3/3 | START | START | START | ... | ... | ... | ... |
| 42 | DiROCCO, Andrew | 7/- | XXX | XXX | XXX | XXX | XXX | XXX | XXX |
| 60 | EATHERLY, Geron | 7/- | XXX | XXX | XXX | XXX | XXX | XXX | XXX |
| 65 | EDWARDS, B. | 7/1 | XXX | XXX | START | XXX | XXX | XXX | XXX |
| 5 | ENCALADE, T. | 7/7 | START | START | START | START | START | START | START |
| 6 | FRANKLIN, J. | 7/7 | START | START | START | START | START | START | START |
| 7 | GLENN, Devin | 7/- | XXX | XXX | XXX | XXX | XXX | XXX | XXX |
| 96 | GOLUB, Aaron | 1/- | ... | XXX | ... | ... | ... | ... | ... |
| 35 | GRAHAM, L. | 7/- | XXX | XXX | XXX | XXX | XXX | XXX | XXX |
| 82 | GREEN, Reed | 1/- | ... | XXX | ... | ... | ... | ... | ... |
| 16 | HALL, P.J. | 7/- | XXX | XXX | XXX | XXX | XXX | XXX | XXX |
| 12 | HARPER, Sean | 6/- | XXX | XXX | XXX | ... | XXX | XXX | XXX |
| 4 | HARPER, Will | 7/- | XXX | XXX | XXX | XXX | XXX | XXX | XXX |
| 40 | HARRIS, Zachery | 5/4 | XXX | START | ... | START | START | START | ... |
| 45 | HARVEY, Randy | 3/- | ... | XXX | ... | ... | ... | XXX | XXX |
| 26 | HILLIARD, D. | 7/7 | START | START | START | START | START | START | START |
| 44 | JACKSON, Luke | 7/- | XXX | XXX | XXX | XXX | XXX | XXX | XXX |
| 1J | JACKSON, Tre | 2/- | ... | ... | ... | XXX | XXX | ... | ... |
| 78 | JACQUET, Todd | 7/7 | START | START | START | START | START | START | START |
| 9 | JOHNSON, Chris | 6/1 | XXX | XXX | XXX | XXX | XXX | START | ... |
| 74 | JOHNSON, Devon | 1/- | ... | XXX | ... | ... | ... | ... | ... |
| 99 | JOHNSON, Tyler | 1/- | ... | ... | XXX | ... | ... | ... | ... |
| 84 | JONES, Charles | 4/1 | START | XXX | ... | XXX | XXX | ... | ... |
| 90 | KENNEDY, Robert | 5/2 | START | START | ... | ... | XXX | XXX | XXX |
| 37 | KEYES, T. | 3/- | ... | XXX | ... | XXX | ... | ... | XXX |
| 72 | LEGLUE, John | 7/7 | START | START | START | START | START | START | START |
| 21 | LEWIS, Donnie | 6/6 | START | START | START | START | START | START | ... |
| 24 | LEWIS, Eric | 3/- | ... | ... | ... | XXX | XXX | XXX | ... |
| 32 | LOFTON, Stephon | 3/- | ... | XXX | ... | ... | XXX | XXX | ... |
| 62 | LOGAN, Steven | 1/- | ... | XXX | ... | ... | ... | ... | ... |
| 56 | MARBLEY, R.J. | 6/1 | XXX | XXX | XXX | XXX | ... | XXX | START |



2016 GAME-BY-GAME STATS

GAME PARTICIPATION

| ## | PLAYER | GP-GS | WF | SUBR | NAVY | UL | UMASS | MEM | TLS |
|----|-----------------|-------|-------|-------|-------|-------|-------|-------|-------|
| 2 | MARLEY, Nico | 7/7 | START | START | START | START | START | START | START |
| 53 | McLEOD, K. | 2/- | ... | XXX | XXX | ... | ... | ... | ... |
| 46 | MEDINA, Sergio | 1/- | ... | XXX | ... | ... | ... | ... | ... |
| 86 | MOONEY, Darnell | 7/4 | XXX | XXX | XXX | START | START | START | START |
| 20 | NAPOLEON, Chase | 5/- | ... | XXX | XXX | XXX | XXX | XXX | ... |
| 17 | NICKERSON, P. | 7/7 | START | START | START | START | START | START | START |
| 81 | OWENS, D.J. | 4/- | XXX | XXX | XXX | ... | XXX | ... | ... |
| 25 | ROUNDS, Josh | 7/- | XXX | XXX | XXX | XXX | XXX | XXX | XXX |
| 79 | SANTA MARINA, K | 6/4 | XXX | XXX | ... | START | START | START | START |
| 83 | SCOTT, Trey | 6/- | ... | XXX | XXX | XXX | XXX | XXX | XXX |
| 19 | SHENALL, Taris | 7/1 | XXX | XXX | XXX | XXX | XXX | XXX | START |
| 77 | SMART, Taniel | 7/7 | START | START | START | START | START | START | START |
| 71 | STEWART, Jason | 2/- | ... | XXX | ... | ... | ... | XXX | ... |
| 31 | STRICKLAND, M. | 1/- | ... | ... | ... | XXX | ... | ... | ... |
| 75 | TAYLOR, Chris | 7/7 | START | START | START | START | START | START | START |
| 38 | TEAMER, R. | 7/7 | START | START | START | START | START | START | START |
| 52 | THOMAS, Eric | 7/1 | START | XXX | XXX | XXX | XXX | XXX | XXX |
| 33 | THOMPSON, L. | 7/- | XXX | XXX | XXX | XXX | XXX | XXX | XXX |
| 13 | TOWNSEND, W. | 3/- | ... | ... | ... | ... | XXX | XXX | XXX |
| 22 | WADLEIGH, M. | 7/- | XXX | XXX | XXX | XXX | XXX | XXX | XXX |
| 91 | WASHINGTON, E. | 7/1 | XXX | XXX | START | XXX | XXX | XXX | XXX |
| 93 | WASHINGTON, J. | 5/- | ... | XXX | XXX | ... | XXX | XXX | XXX |
| 92 | WILLIAMS, Daren | 6/- | XXX | XXX | XXX | XXX | ... | XXX | XXX |
| 94 | WILSON, Sean | 7/6 | START | START | XXX | START | START | START | START |
| 57 | WOULLARD, Peter | 7/4 | XXX | XXX | XXX | START | START | START | START |
| 47 | A. Zuckerman | 2/- | ... | XXX | ... | ... | ... | XXX | ... |

2016 DRIVE CHARTS



WEEK 1: AT WAKE FOREST

| Team | Qtr | Drive Started | | | Drive Ended | | | Consumed | |
|------|-----|---------------|-------|----------|-------------|-------|-------------|----------|------|
| | | Spot | Time | Obtained | Spot | Time | How lost | PI - Yds | TOP |
| TLN | 1st | T25 | 15:00 | Kickoff | W24 | 10:22 | *FIELD GOAL | 8 - 51 | 4:38 |
| TLN | | T01 | 05:31 | Punt | T09 | 03:28 | Punt | 3 - 8 | 2:03 |
| TLN | 2nd | T24 | 14:16 | Kickoff | W42 | 08:25 | Punt | 11 - 34 | 5:51 |
| TLN | | W34 | 06:58 | Punt | W28 | 04:56 | Downs | 4 - 6 | 2:02 |
| TLN | | T10 | 01:45 | Punt | T19 | 00:03 | Punt | 3 - 9 | 1:42 |
| TLN | 3rd | T17 | 13:02 | Punt | T37 | 08:53 | Punt | 8 - 20 | 4:09 |
| TLN | | T21 | 06:23 | Punt | W42 | 03:23 | Punt | 6 - 37 | 3:00 |
| TLN | | T44 | 01:36 | Punt | W26 | 11:45 | Missed FG | 10 - 30 | 4:51 |
| TLN | 4th | T14 | 10:17 | Punt | W15 | 04:22 | Downs | 11 - 71 | 5:55 |
| TLN | | T36 | 01:35 | Punt | T45 | 00:50 | Fumble | 8 - 9 | 0:45 |

| Tulane | 1st Qtr | 2nd Qtr | 3rd Qtr | 4th Qtr | 1st Half | 2nd Half | Total |
|------------------------|---------|---------|---------|---------|----------|----------|-------|
| Time of possession | 06:41 | 09:35 | 08:45 | 09:55 | 16:16 | 18:40 | 34:56 |
| 3rd down conversions | 0-3 | 2-5 | 3-5 | 3-7 | 2-8 | 6-12 | 8-20 |
| Average field position | T13 | T33 | T27 | T25 | T25 | T26 | T25 |
| 4th down conversions | 0-0 | 0-1 | 0-0 | 1-3 | 0-1 | 1-3 | 1-4 |

WEEK 2: VS SOUTHERN

| Team | Qtr | Drive Started | | | Drive Ended | | | Consumed | |
|------|-----|---------------|-------|--------------|-------------|-------|--------------|----------|------|
| | | Spot | Time | Obtained | Spot | Time | How lost | PI - Yds | TOP |
| TLN | 1st | S13 | 13:35 | Fumble | S00 | 13:01 | *TOUCHDOWN | 2 - 13 | 0:34 |
| TLN | | S31 | 12:23 | Interception | S00 | 10:19 | *TOUCHDOWN | 5 - 31 | 2:04 |
| TLN | | S00 | 06:33 | Interception | S00 | 06:33 | *TOUCHDOWN | 0 - 0 | 0:00 |
| TLN | | S00 | 02:15 | Kickoff | S00 | 02:15 | *TOUCHDOWN | 0 - 0 | 0:00 |
| TLN | | S12 | 00:51 | Punt | S00 | 14:57 | *TOUCHDOWN | 3 - 12 | 0:54 |
| TLN | 2nd | T20 | 12:15 | Punt | S00 | 11:06 | *TOUCHDOWN | 4 - 80 | 1:09 |
| TLN | | S49 | 09:04 | Punt | S00 | 06:23 | *TOUCHDOWN | 4 - 49 | 2:41 |
| TLN | | T20 | 02:29 | Fumble | T46 | 00:00 | End of half | 4 - 26 | 2:29 |
| TLN | 3rd | T17 | 14:50 | Kickoff | T20 | 13:22 | Interception | 3 - 3 | 1:28 |
| TLN | | T21 | 13:14 | Kickoff | S30 | 10:56 | Downs | 5 - 49 | 2:18 |
| TLN | | T24 | 09:43 | Kickoff | S00 | 07:15 | *TOUCHDOWN | 6 - 76 | 2:28 |
| TLN | | T41 | 06:24 | Punt | S08 | 14:50 | *FIELD GOAL | 14 - 51 | 6:34 |
| TLN | 4th | S31 | 13:43 | Punt | S00 | 08:50 | *TOUCHDOWN | 7 - 31 | 4:53 |
| TLN | | T30 | 05:03 | Punt | S25 | 00:00 | End of half | 7 - 45 | 5:03 |

| Tulane | 1st Qtr | 2nd Qtr | 3rd Qtr | 4th Qtr | 1st Half | 2nd Half | Total |
|------------------------|---------|---------|---------|---------|----------|----------|-------|
| Time of possession | 03:42 | 06:22 | 13:02 | 10:06 | 10:04 | 23:08 | 33:12 |
| 3rd down conversions | 1-1 | 1-1 | 2-5 | 1-3 | 2-2 | 3-8 | 5-10 |
| Average field position | S14 | T30 | T25 | T49 | S38 | T33 | T49 |
| 4th down conversions | 0-0 | 0-0 | 1-2 | 1-1 | 0-0 | 2-3 | 2-3 |

WEEK 3: VS NAVY

| Team | Qtr | Drive Started | | | Drive Ended | | | Consumed | |
|------|-----|---------------|-------|----------|-------------|-------|-------------|----------|------|
| | | Spot | Time | Obtained | Spot | Time | How lost | PI - Yds | TOP |
| TLN | 1st | T21 | 15:00 | Kickoff | T20 | 13:22 | Punt | 3 - (1) | 1:38 |
| TLN | | T21 | 11:03 | Punt | N48 | 06:45 | Punt | 8 - 31 | 4:18 |
| TLN | 2nd | T25 | 14:28 | Kickoff | N00 | 10:22 | *TOUCHDOWN | 8 - 75 | 4:06 |
| TLN | | T36 | 09:07 | Punt | T43 | 05:58 | Punt | 7 - 7 | 3:09 |
| TLN | | T17 | 00:51 | Punt | T15 | 00:00 | End of half | 2 - (2) | 0:51 |
| TLN | 3rd | T30 | 13:15 | Fumble | T37 | 09:45 | Punt | 7 - 7 | 3:30 |
| TLN | | T24 | 04:46 | Kickoff | N00 | 00:19 | *TOUCHDOWN | 9 - 76 | 4:27 |
| TLN | 4th | T20 | 14:27 | Punt | T18 | 13:05 | Punt | 3 - (2) | 1:22 |
| TLN | | T34 | 12:13 | Fumble | N27 | 07:39 | Missed FG | 9 - 39 | 4:34 |
| TLN | | T22 | 02:51 | Kickoff | T17 | 02:04 | Downs | 4 - (5) | 0:47 |

| Tulane | 1st Qtr | 2nd Qtr | 3rd Qtr | 4th Qtr | 1st Half | 2nd Half | Total |
|------------------------|---------|---------|---------|---------|----------|----------|-------|
| Time of possession | 05:56 | 08:06 | 08:03 | 06:49 | 14:02 | 14:52 | 28:54 |
| 3rd down conversions | 1-3 | 0-2 | 0-3 | 1-4 | 1-5 | 1-7 | 2-12 |
| Average field position | T21 | T26 | T27 | T25 | T24 | T26 | T25 |
| 4th down conversions | 0-0 | 1-1 | 2-2 | 0-1 | 1-1 | 2-3 | 3-4 |



WEEK 4: VS UL LAFAYETTE

| Team | Qtr | Drive Started | | | Drive Ended | | | Consumed | | |
|------|-----|---------------|-------|--------------|-------------|-------|--------------|----------|--------|------|
| | | Spot | Time | Obtained | Spot | Time | How lost | PI | Yds | TOP |
| TLN | 1st | U25 | 10:40 | Fumble | U16 | 08:53 | Downs | 4 | - 9 | 1:47 |
| TLN | 2nd | T20 | 05:11 | Kickoff | T45 | 01:42 | Punt | 6 | - 25 | 3:29 |
| TLN | | T25 | 12:22 | Kickoff | T28 | 12:22 | Punt | 3 | - 3 | 0:00 |
| TLN | | U13 | 11:41 | Interception | U06 | 10:16 | *FIELD GOAL | 4 | - 7 | 1:25 |
| TLN | | T34 | 09:20 | Punt | T48 | 07:08 | Punt | 5 | - 14 | 2:12 |
| TLN | | U12 | 05:59 | Interception | U18 | 04:16 | *FIELD GOAL | 4 | - (6) | 1:43 |
| TLN | 3rd | T45 | 03:31 | Punt | U47 | 02:11 | Punt | 3 | - 8 | 1:20 |
| TLN | | T35 | 01:14 | Punt | U47 | 00:16 | Interception | 4 | - 18 | 0:58 |
| TLN | | T25 | 15:00 | Kickoff | T41 | 12:57 | Punt | 4 | - 16 | 2:03 |
| TLN | | T32 | 11:30 | Punt | T40 | 10:24 | Punt | 3 | - 8 | 1:06 |
| TLN | | U06 | 10:24 | Fumble | U03 | 08:23 | *FIELD GOAL | 4 | - 3 | 2:01 |
| TLN | 4th | T25 | 07:01 | Punt | T12 | 04:56 | Punt | 3 | - (13) | 2:05 |
| TLN | | T25 | 03:18 | Kickoff | U00 | 01:07 | *TOUCHDOWN | 5 | - 75 | 2:11 |
| TLN | | T13 | 13:38 | Punt | T17 | 11:58 | Punt | 3 | - 4 | 1:40 |
| TLN | | T25 | 05:55 | Kickoff | T29 | 04:57 | Punt | 3 | - 4 | 0:58 |
| TLN | | T19 | 03:47 | Punt | T26 | 02:26 | Punt | 3 | - 7 | 1:21 |
| TLN | OT | T20 | 01:09 | Punt | T45 | 00:09 | Punt | 5 | - 25 | 1:00 |
| TLN | | U25 | 15:00 | Possession | U00 | 15:00 | *TOUCHDOWN | 1 | - 25 | 0:00 |
| TLN | | U25 | 15:00 | Possession | U00 | 15:00 | *TOUCHDOWN | 1 | - 25 | 0:00 |
| TLN | | U25 | 15:00 | Possession | U31 | 15:00 | *FIELD GOAL | 6 | - (6) | 0:00 |
| TLN | | U25 | 15:00 | Possession | U00 | 15:00 | *TOUCHDOWN | 4 | - 25 | 0:00 |

| Tulane | 1st Qtr | 2nd Qtr | 3rd Qtr | 4th Qtr | 1st Half | 2nd Half | Total |
|------------------------|---------|---------|---------|---------|----------|----------|-------|
| Time of possession | 05:21 | 09:04 | 09:26 | 04:59 | 14:25 | 14:25 | 28:50 |
| 3rd down conversions | 0-2 | 0-5 | 0-4 | 0-4 | 0-7 | 0-8 | 0-16 |
| Average field position | T47 | U48 | T40 | T19 | U49 | T30 | T40 |
| 4th down conversions | 0-1 | 0-0 | 0-0 | 0-0 | 0-1 | 0-0 | 0-1 |

WEEK 5: AT UMASS

| Team | Qtr | Drive Started | | | Drive Ended | | | Consumed | |
|------|-----|---------------|-------|--------------|-------------|-------|-------------|----------|------|
| | | Spot | Time | Obtained | Spot | Time | How lost | PI - Yds | TOP |
| TLN | 1st | T37 | 15:00 | Kickoff | T35 | 12:32 | Punt | 3 - (2) | 2:28 |
| TLN | | T15 | 11:20 | Kickoff | T12 | 11:20 | Fumble | 0 - (3) | 0:00 |
| TLN | | T25 | 11:06 | Kickoff | M00 | 06:37 | *TOUCHDOWN | 10 - 75 | 4:29 |
| TLN | | T10 | 04:38 | Punt | M05 | 11:06 | *FIELD GOAL | 20 - 85 | 8:32 |
| TLN | 2nd | T21 | 09:48 | Interception | M34 | 05:23 | Punt | 8 - 45 | 4:25 |
| TLN | | M44 | 03:19 | Punt | M36 | 01:27 | Downs | 4 - 8 | 1:52 |
| TLN | | T24 | 00:59 | Punt | T46 | 00:00 | End of half | 5 - 22 | 0:59 |
| TLN | 3rd | M38 | 14:35 | Fumble | M00 | 14:08 | *TOUCHDOWN | 2 - 38 | 0:27 |
| TLN | | T16 | 10:29 | Punt | M00 | 06:54 | *TOUCHDOWN | 7 - 84 | 3:35 |
| TLN | | T30 | 05:34 | Punt | M28 | 12:52 | Punt | 12 - 42 | 7:42 |
| TLN | 4th | T25 | 09:37 | Kickoff | M00 | 05:32 | *TOUCHDOWN | 8 - 75 | 4:05 |
| TLN | | T25 | 02:45 | Kickoff | T27 | 02:18 | Punt | 3 - 2 | 0:27 |
| TLN | | M39 | 01:29 | Downs | T50 | 00:00 | Downs | 4 - (11) | 1:29 |

| Tulane | 1st Qtr | 2nd Qtr | 3rd Qtr | 4th Qtr | 1st Half | 2nd Half | Total |
|------------------------|---------|---------|---------|---------|----------|----------|-------|
| Time of possession | 11:35 | 11:10 | 09:36 | 08:09 | 22:45 | 17:45 | 40:30 |
| 3rd down conversions | 3-5 | 1-6 | 0-2 | 1-4 | 4-11 | 1-6 | 5-17 |
| Average field position | T24 | T33 | T36 | T37 | T28 | T36 | T32 |
| 4th down conversions | 1-1 | 1-2 | 1-1 | 0-1 | 2-3 | 1-2 | 3-5 |

WEEK 7: VS MEMPHIS

| Team | Qtr | Drive Started | | | Drive Ended | | | Consumed | | |
|------|-----|---------------|-------|--------------|-------------|-------|--------------|----------|-------|------|
| | | Spot | Time | Obtained | Spot | Time | How lost | Pl | - Yds | TOP |
| TLN | 1st | T47 | 08:30 | Fumble | M49 | 05:53 | Punt | 6 | - 4 | 2:37 |
| TLN | | T41 | 00:00 | Punt | T41 | 03:53 | Fumble | 0 | - 0 | 0:00 |
| TLN | | T34 | 02:56 | Downs | M00 | 13:13 | *TOUCHDOWN | 10 | - 66 | 4:43 |
| TLN | | T07 | 00:00 | Punt | T07 | 11:38 | Fumble | 0 | - 0 | 0:00 |
| TLN | 2nd | T18 | 10:46 | Kickoff | M22 | 07:09 | Missed FG | 8 | - 60 | 3:37 |
| TLN | | T08 | 05:17 | Punt | T31 | 02:54 | Punt | 5 | - 23 | 2:23 |
| TLN | | T16 | 00:53 | Kickoff | T15 | 00:00 | End of half | 3 | - (1) | 0:53 |
| TLN | | T25 | 15:00 | Kickoff | M33 | 08:52 | Downs | 12 | - 42 | 6:08 |
| TLN | 3rd | T20 | 08:07 | Interception | T29 | 06:03 | Punt | 3 | - 9 | 2:04 |
| TLN | | T20 | 03:42 | Punt | T21 | 02:45 | Punt | 3 | - 1 | 0:57 |
| TLN | | T25 | 01:07 | Kickoff | T47 | 13:36 | Punt | 5 | - 22 | 2:31 |
| TLN | | T12 | 11:43 | Kickoff | T16 | 10:35 | Punt | 3 | - 4 | 1:08 |
| TLN | 4th | T30 | 09:17 | Punt | T30 | 08:28 | Punt | 3 | - 0 | 0:49 |
| TLN | | T33 | 07:21 | Punt | M40 | 05:59 | Interception | 5 | - 27 | 1:22 |
| TLN | | T20 | 03:43 | Fumble | M00 | 00:47 | *TOUCHDOWN | 9 | - 80 | 2:56 |

| Tulane | 1st Qtr | 2nd Qtr | 3rd Qtr | 4th Qtr | 1st Half | 2nd Half | Total |
|------------------------|---------|---------|---------|---------|----------|----------|-------|
| Time of possession | 05:33 | 08:55 | 10:16 | 07:48 | 14:28 | 18:04 | 32:32 |
| 3rd down conversions | 1-2 | 1-4 | 1-5 | 1-5 | 2-6 | 2-10 | 4-16 |
| Average field position | T40 | T14 | T22 | T23 | T24 | T23 | T23 |
| 4th down conversions | 0-0 | 0-0 | 1-2 | 1-1 | 0-0 | 2-3 | 2-3 |



WEEK 8: AT TULSA

| Team | Qtr | Drive Started | | | Drive Ended | | | Consumed | |
|------|-----|---------------|-------|----------|-------------|-------|------------|----------|------|
| | | Spot | Time | Obtained | Spot | Time | How lost | PI - Yds | TOP |
| TLN | 1st | U33 | 12:40 | Kickoff | U37 | 11:10 | Punt | 3 - 4 | 1:30 |
| TLN | | U44 | 09:33 | Punt | T00 | 07:25 | *TOUCHDOWN | 5 - 56 | 2:08 |
| TLN | | U22 | 05:19 | Kickoff | U12 | 03:49 | Punt | 3 - (10) | 1:30 |
| TLN | | U23 | 02:23 | Punt | U29 | 00:58 | Punt | 3 - 6 | 1:25 |
| TLN | 2nd | U06 | 00:00 | Punt | U06 | 13:15 | Fumble | 0 - 0 | 0:00 |
| TLN | | U24 | 11:57 | Kickoff | U32 | 10:15 | Punt | 3 - 8 | 1:42 |
| TLN | | U25 | 07:05 | Kickoff | U27 | 06:06 | Punt | 3 - 2 | 0:59 |
| TLN | | U25 | 03:42 | Kickoff | T23 | 00:00 | Missed FG | 12 - 52 | 3:42 |
| TLN | 3rd | U25 | 15:00 | Kickoff | U33 | 13:19 | Punt | 3 - 8 | 1:41 |
| TLN | | T17 | 13:19 | Fumble | T19 | 10:53 | Missed FG | 5 - (2) | 2:26 |
| TLN | | U25 | 08:54 | Kickoff | T37 | 07:25 | Punt | 5 - 38 | 1:29 |
| TLN | | U30 | 05:14 | Punt | T00 | 02:10 | *TOUCHDOWN | 9 - 70 | 3:04 |
| TLN | | T38 | 01:20 | Fumble | T00 | 00:04 | *TOUCHDOWN | 3 - 38 | 1:16 |
| TLN | 4th | U25 | 12:32 | Kickoff | T49 | 10:22 | Downs | 8 - 26 | 2:10 |
| TLN | | U10 | 07:19 | Kickoff | T00 | 05:07 | *TOUCHDOWN | 5 - 90 | 2:12 |

| Tulane | 1st Qtr | 2nd Qtr | 3rd Qtr | 4th Qtr | 1st Half | 2nd Half | Total |
|------------------------|------------|------------|------------|------------|-------------|-------------|-------|
| Time of possession | 06:45 | 06:29 | 09:56 | 04:27 | 13:14 | 14:23 | 27:37 |
| 3rd down conversions | 1-4 | 2-5 | 2-5 | 1-3 | 3-9 | 3-8 | 6-17 |
| Average field position | U30 | U24 | U45 | U17 | U28 | U37 | U32 |
| 4th down conversions | 0-0 | 0-0 | 0-0 | 1-2 | 0-0 | 1-2 | 1-2 |



2016 RED ZONE POSSESSIONS

Tulane Inside Opponent Red-Zone

| Date | Opponent | Score | Times | | Total | Rush | Pass | FGs | Failed to score inside RZ | | | | | | |
|------------------|------------------|---------|-------|--------|-------|------|------|-----|---------------------------|-----|------|-----|------|------|------|
| | | | In RZ | Scored | Pts | TDs | TDs | TDs | Made | FGA | Down | Int | Fumb | Half | Game |
| Sep 01, 2016 | at Wake Forest | L 3-7 | 2 | 0 | 0 | 0 | 0 | 0 | 0 | 1 | 1 | 0 | 0 | 0 | 0 |
| Sep 10, 2016 | SOUTHERN | W 66-21 | 8 | 8 | 52 | 7 | 7 | 0 | 1 | 0 | 0 | 0 | 0 | 0 | 0 |
| Sep 17, 2016 | NAVY | L 14-21 | 1 | 1 | 7 | 1 | 1 | 0 | 0 | 0 | 0 | 0 | 0 | 0 | 0 |
| Sep 24, 2016 | UL LAFAYETTE | W 41-39 | 6 | 5 | 20 | 1 | 0 | 1 | 4 | 0 | 1 | 0 | 0 | 0 | 0 |
| 10/01/16 | at Massachusetts | W 31-24 | 4 | 4 | 24 | 3 | 3 | 0 | 1 | 0 | 0 | 0 | 0 | 0 | 0 |
| Oct 14, 2016 | MEMPHIS | L 14-24 | 3 | 2 | 14 | 2 | 1 | 1 | 0 | 1 | 0 | 0 | 0 | 0 | 0 |
| Oct 22, 2016 | at Tulsa | L 27-50 | 5 | 3 | 21 | 3 | 3 | 0 | 0 | 2 | 0 | 0 | 0 | 0 | 0 |
| Totals | | | 29 | 23 | 138 | 17 | 15 | 2 | 6 | 4 | 2 | 0 | 0 | 0 | 0 |
| 23 of 29 (79.3%) | | | | | | | | | | | | | | | |

Opponents Inside Tulane Red-Zone

| Date | Opponent | Score | Times | | Total | Rush | Pass | FGs | Failed to score inside RZ | | | | | | |
|------------------|------------------|---------|-------|--------|-------|------|------|-----|---------------------------|-----|------|-----|------|------|------|
| | | | In RZ | Scored | Pts | TDs | TDs | TDs | Made | FGA | Down | Int | Fumb | Half | Game |
| Sep 01, 2016 | at Wake Forest | L 3-7 | 1 | 1 | 7 | 1 | 1 | 0 | 0 | 0 | 0 | 0 | 0 | 0 | 0 |
| Sep 10, 2016 | SOUTHERN | W 66-21 | 1 | 1 | 7 | 1 | 0 | 1 | 0 | 0 | 0 | 0 | 0 | 0 | 0 |
| Sep 17, 2016 | NAVY | L 14-21 | 4 | 3 | 21 | 3 | 3 | 0 | 0 | 0 | 0 | 0 | 0 | 1 | 0 |
| Sep 24, 2016 | UL LAFAYETTE | W 41-39 | 6 | 6 | 30 | 3 | 2 | 1 | 3 | 0 | 0 | 0 | 0 | 0 | 0 |
| 10/01/16 | at Massachusetts | W 31-24 | 4 | 4 | 24 | 3 | 1 | 2 | 1 | 0 | 0 | 0 | 0 | 0 | 0 |
| Oct 14, 2016 | MEMPHIS | L 14-24 | 2 | 2 | 6 | 0 | 0 | 0 | 2 | 0 | 0 | 0 | 0 | 0 | 0 |
| Oct 22, 2016 | at Tulsa | L 27-50 | 7 | 6 | 34 | 4 | 2 | 2 | 2 | 0 | 0 | 0 | 0 | 1 | 0 |
| Totals | | | 25 | 23 | 129 | 15 | 9 | 6 | 8 | 0 | 0 | 0 | 0 | 2 | 0 |
| 23 of 25 (92.0%) | | | | | | | | | | | | | | | |

2016 TURNOVERS



Tulane-Forced Turnovers

Game 1 • Wake Forest

| <u>Aquired</u> | <u>Ensuing Drive</u> | <u>Result</u> |
|----------------|----------------------|---------------|
| None | | |

Game 2 • Southern

| <u>Aquired</u> | <u>Ensuing Drive</u> | <u>Result</u> |
|--------------------|-------------------------|---------------|
| Aruna FF, Smart FR | 2 plays, 13 yards, 0:34 | Touchdown |
| Marley INT | 5 plays, 31 yards, 2:04 | Touchdown |
| Nickerson INT | Returned 96 yards | Touchdown |
| Allen FF | 4 plays, 26 yards, 2:29 | End of Half |

Game 3 • Navy

| <u>Aquired</u> | <u>Ensuing Drive</u> | <u>Result</u> |
|-----------------------|-------------------------|---------------|
| Franklin FF, Aruna FR | 7 plays, 7 yards, 3:30 | Punt |
| Woullard FR | 9 plays, 39 yards, 4:34 | Missed FG |

Game 4 • UL Lafayette

| <u>Aquired</u> | <u>Ensuing Drive</u> | <u>Result</u> |
|------------------------|-------------------------|---------------|
| Marley FF, Woullard FR | 4 plays, 9 yards, 1:47 | Downs |
| Nickerson INT | 4 plays, 7 yards, 1:25 | Field Goal |
| Lewis INT | 4 plays, -6 yards, 1:43 | Field Goal |
| Allen FR | 4 plays, 3 yards, 2:01 | Field Goal |

Game 5 • UMass

| <u>Aquired</u> | <u>Ensuing Drive</u> | <u>Result</u> |
|-----------------------|-------------------------|---------------|
| Franklin INT | 8 plays, 45 yards, 4:25 | Punt |
| Smart FF, Franklin FR | 2 plays, 38 yards, 0:27 | Touchdown |

Game 6 • Memphis

| <u>Aquired</u> | <u>Ensuing Drive</u> | <u>Result</u> |
|----------------------|-------------------------|---------------|
| Nickerson FF & FR | 6 plays, 4 yards, 2:37 | Punt |
| Allen INT | 3 plays, 9 yards, 2:04 | Punt |
| Marley FF & Aruna FR | 9 plays, 80 yards, 2:56 | Touchdown |

Game 7 • Tulsa

| <u>Aquired</u> | <u>Ensuing Drive</u> | <u>Result</u> |
|----------------|-------------------------|---------------|
| Allen FR | 5 plays, -2 yards, 2:26 | Missed FG |
| Kennedy FR | 3 plays, 38 yards, 1:20 | Touchdown |

Season Totals: 17 Forced Turnovers – 6 TDs, 3 Field Goals, 2 Missed FGs
4 Punts, 1 Turnover, 1 End of Half

Opponent-Forced Turnovers

Game 1 • Wake Forest

| <u>Aquired</u> | <u>Ensuing Drive</u> | <u>Result</u> |
|-------------------------|----------------------|---------------|
| Jackson FF, Lewinson FR | 2 plays - kneel down | End of game |

Game 2 • Southern

| <u>Aquired</u> | <u>Ensuing Drive</u> | <u>Result</u> |
|----------------|----------------------|---------------|
| Johnson INT | Returned 28 yards | Touchdown |

Game 3 • Navy

| <u>Aquired</u> | <u>Ensuing Drive</u> | <u>Result</u> |
|----------------|----------------------|---------------|
| None | | |

Game 4 • UL Lafayette

| <u>Aquired</u> | <u>Ensuing Drive</u> | <u>Result</u> |
|----------------|------------------------|---------------|
| Walker INT | 3 plays, 6 yards, 0:16 | End of Half |

Game 5 • UMass

| <u>Aquired</u> | <u>Ensuing Drive</u> | <u>Result</u> |
|----------------------|------------------------|---------------|
| Bailey-Smith FF & FR | 1 play, 12 yards, 0:14 | Touchdown |

Game 6 • Memphis

| <u>Aquired</u> | <u>Ensuing Drive</u> | <u>Result</u> |
|----------------|-------------------------|---------------|
| Hall FR | 4 plays, 7 yards, 0:57 | Downs |
| Morgan FR | 4 plays, 3 yards, 0:45 | Field Goal |
| Cook INT | 4 plays, 79 yards, 2:16 | Fumble |

Game 7 • Tulsa

| <u>Aquired</u> | <u>Ensuing Drive</u> | <u>Result</u> |
|----------------|------------------------|---------------|
| Sottsch FR | 3 plays, 6 yards, 1:18 | Touchdown |

Season Totals: 8 Forced Turnovers – 3 TDs, 1 Field Goal,
0 Punts, 1 Turnover on Downs, 1 Turnover, 1 End of Half, 1 End of Game



| | |
|-----------------------------------------------------|------------------------------------------------------------------|
| Scored 90+ Points..... | 95 vs UL Lafayette, 10/12/1912 |
| Scored 80+ Points..... | 84 vs Mississippi College, 10/9/1937 |
| Scored 70+ Points..... | 72 vs UL Lafayette, 10/31/1998 |
| Scored 60+ Points..... | 66 vs Southern, 9/10/2016 |
| Scored 50+ Points..... | 66 vs Southern, 9/10/2016 |
| Scored 40+ Points..... | 41 vs UL Lafayette, 9/24/2016 |
| Back-To-Back 40+ Games..... | 55 vs UAB, 10/27/2012 |
| | 47 vs Rice, 11/3/2012 |
| Three Straight 40+ Games..... | 48 vs Houston, 11/21/1998 |
| | 63 vs Louisiana Tech, 11/26/1998 |
| | 41 vs BYU (Liberty Bowl), 12/31/1998 |
| Four Straight 40+ Games..... | 49 at Army, 11/14/1998 |
| | 48 vs Houston, 11/21/1998 |
| | 63 vs Louisiana Tech, 11/26/1998 |
| | 41 vs BYU (Liberty Bowl), 12/31/1998 |
| Had 30+ First Downs..... | 35 vs Army, 10/28/2006 |
| Had 25+ First Downs..... | 27 at UMass, 10/1/2016 |
| Had 20+ First Downs..... | 20 vs Memphis, 10/14/2016 |
| Allowed 10 Or Fewer 1st Downs..... | 10 at Wake Forest, 9/1/2016 |
| Allowed 15 Or Fewer 1st Downs..... | 13 vs. Southern, 9/10/2016 |
| Allowed 20 or Fewer 1st Downs..... | 16 vs Memphis, 10/14/2016 |
| Rushed for 600+ Yards..... | 638 vs Mississippi College, 10/9/1937 |
| Rushed For 500+ Yards..... | 504 vs Clemson, 11/18/1944 |
| Rushed For 400+ Yards..... | 437 vs Southern, 9/10/2016 |
| Rushed For 300+ Yards..... | 355 at Tulsa, 10/22/2016 |
| Allowed 25 Or Fewer Rushing Yards..... | -35 vs UCF, 10/3/2015 |
| Allowed 50 Or Fewer Rushing Yards..... | 41 vs Tulsa, 11/27/2015 |
| Allowed 99 Or Fewer Rushing Yards..... | 54 vs Southern, 9/10/2016 |
| Passed For 400+ Yards..... | 476 vs Rice, 11/3/2012 |
| Passed For 300+ Yards..... | 343 vs Tulsa, 11/27/2015 |
| Passed For 250+ Yards..... | 343 vs Tulsa, 11/27/2015 |
| Allowed 25 Or Fewer Passing Yards..... | 15 vs Georgia Tech, 9/6/2014 |
| Allowed 50 Or Fewer Passing Yards..... | 15 vs Georgia Tech, 9/6/2014 |
| Allowed 100 Or Fewer Passing Yards..... | 59 vs Navy, 9/17/2016 |
| Allowed 150 Or Fewer Passing Yards..... | 59 vs Navy, 9/17/2016 |
| Rushed/Passed For 200+ Yards.. | 205 Rush/292 Pass vs. Maine, 9/19/2015 |
| Had Two Players With 100+ Rushing Yards..... | at Tulsa, 10/22/2016 |
| | Josh Rounds 166, Dontrell Hilliard 124 |
| Had Two Players With 100+ Receiving Yards..... | vs UAB, 10/27/2012 |
| | Ryan Grant 184/Xavier Rush 126 |
| Had 100+ Rusher And 100+ Receiver..... | vs. Maine, 9/19/2015 |
| | Dontrell Hillard 117 Rush/Sherman Badie 118 Receive |
| Had 150+ Rusher And 150+ Receiver..... | vs McNeese State, 9/26/2009 |
| | André Anderson 199 rush/Jeremy Williams 22 rec |
| Had 100+ Rusher And 300+ Passer..... | vs Rice, 11/13/2010 |
| | Orleans Darkwa 113 rush/Ryan Griffin 314 Pass |
| Had 100+ Rusher, 100+ Receiver And 300+ Passer..... | vs Rice, 11/13/2010 |
| | Orleans Darkwa 113 rush/Ryan Grant 140 rec/Ryan Griffin 314 Pass |
| Had Three RBs Rush for Touchdowns..... | at Tulsa, 10/22/2016 |
| | Dontrell Hillard (2) , Josh Rounds (1), Lazedrick Thompson (1) |
| Had Three RBs Rush for 2+ Touchdowns..... | vs. Southern, 9/10/2016 |
| | Dontrell Hillard (3) , Josh Rounds (2), Lazedrick Thompson (2) |
| Had 700+ Yards Total Offense..... | 706 vs UL Lafayette, 10/31/1998 |
| Had 600+ Yards Total Offense..... | 619 vs UAB, 10/27/2012 |
| Had 500+ Yards Total Offense..... | 530 vs Tulsa, 11/27/2015 |
| Had 400+ Yards Total Offense..... | 448 at UMass, 10/1/2016 |
| Allowed 150 Or Fewer Yards Total Offense..... | 140 vs. UConn, 11/7/2015 |
| Allowed 200 Or Fewer Yards Total Offense..... | 140 vs. UConn, 11/7/2015 |
| Allowed 250 Or Fewer Yards Total Offense..... | 140 vs. UConn, 11/7/2015 |
| Allowed 300 Or Fewer Yards Total Offense..... | 140 vs. UConn, 11/7/2015 |
| Won In Overtime..... | 41-39 (4OT) vs UL Lafayette, 9/24/2016 |
| Lost In Overtime..... | 38-31 (2ot) at Tulsa, 8/28/2014 |
| Played To A Tie..... | 10-10 vs Miami (Fla.), 11/5/1966 |
| Had A 90+ Yard Running Play..... | at Tulsa, 8/28/2014 |
| | Sherman Badie 90 yds {td} |
| Had An 80+ Yard Running Play..... | at Tulsa, 10/22/2016 |
| | Josh Rounds 84 yards |
| Had A 70+ Yard Running Play..... | at Tulsa, 10/22/2016 |
| | Josh Rounds 84 yards |
| Had A 60+ Yard Running Play..... | at Tulsa, 10/22/2016 |
| | Josh Rounds 84 yards |
| Had A 50+ Yard Running Play..... | at Tulsa, 10/22/2016 |
| | Josh Rounds 84 yards |
| Had A 90+ Yard Passing Play..... | at Army, 11/14/2015 |
| | Teddy Veal 90 yards from Tanner Lee {td} |
| Had An 80+ Yard Passing Play..... | at Army, 11/14/2015 |
| | Teddy Veal 90 yards from Tanner Lee {td} |

48



THE LAST TIME

Allowed A Kickoff Return For TD vs. Duke, 9/3/2014
DeVon Edwards, 95 yds

Blocked A Punt vs Southern, 9/10/2016
Jarrod Franklin

Allowed A Blocked Punt vs UL Lafayette, 9/24/2016
Team block, T.J. Posey returns 2 yards to Tulane 4-yard line

Blocked A Punt For TD at East Carolina, 10/9/2004
Bubba Terranova block, Gabe Ratcliff recovery in endzone

Allowed A Blocked Punt For TD at Army, 11/14/2015
Kenneth Brinson 22 yards for TD

Blocked A Field Goal vs. UConn, 11/7/2015, Parry Nickerson

Allowed A Blocked Field Goal at Tulsa, 10/22/2016, Reggie Robinson

Blocked A Field Goal For TD vs North Texas, 10/5/2013
Darion Monroe block, Derrick Strozier 62 yds

Allowed A Blocked Field Goal For TD at SMU, 11/21/2015
Zach Wood block, RC Cox 66 yds

Blocked A PAT vs Memphis, 10/22/2011; Derrick Strozier

Allowed A Blocked PAT at Memphis, 10/31/2015, Jackson Dillon

Executed An On-Side Kick .. vs Tulsa, 11/3/2007; Travis Burks recovery

Allowed An On-Side Kick at Houston, 11/8/2014

Scored A 2-Point Conversion vs UL Lafayette, 9/24/2016
Glen Cuiellette pass to Kendall Ardoin

Allowed A 2-Point Conversion at Tulsa, 10/22/2016
McKinley Whitfield interception return

Returned Blocked PAT For Score vs Memphis, 10/25/2003
Anthony Cannon block, Jeremy Foreman return

Successfully Faked A Field Goal vs LSU, 11/23/1996
Adam Moorhead 8 yd run

Successfully Faked A Punt vs. UConn, 11/7/2015
Rob Kelley takes snap for two-yard run

Missed A PAT at Memphis, 10/31/2015; Andrew DiRocco

Shutout An Opponent 56-0 vs UL-Lafayette, 11/1/1997

Was Shutout 39-0 vs Ole Miss, 9/22/2012

Held Opponent Without A TD W 12-3 vs UConn, 10/11/2014

Failed To Score A TD L, 7-3 vs. UConn, 11/7/2015

Neither Team Scored A TD L 9-6 vs Penn State (Liberty Bowl),
12/22/1979

Scored Two TDs Via Interception Return at UAB, 9/17/2011
Trent Mackey 39 yds, Derrick Strozier 55 yds

Scored Two TDs Via Blocked Punt at LSU, 11/25/1978
Jeff Roberts and Gary Brown, both recovered in endzone

Scored Three TDs Via Return vs Southern Miss, 10/26/1996
Jeff Liggon KOR, Derrick Singleton FR & INT

Blocked Two Punts vs Southeastern Louisiana, 9/3/2011
Matthew Bailey – twice

Blocked Two Kicks vs UL Lafayette, 10/7/2000
Roxie Shelvin PAT, Adrian Mitchell FG

A TULANE PLAYER...

Ran For 300+ Yards 342 by Matt Forté at SMU, 10/20/2007

Ran For 250+ Yards 255 by André Anderson vs UTEP, 10/11/2008

Ran For 200+ Yards 215 by Sherman Badie at Tulsa, 8/28/2014

Ran For 150+ Yards 166 by Josh Rounds at Tulsa, 10/22/2016

Ran For 100+ Yards 166 by Josh Rounds at Tulsa, 10/22/2016

Ran For 5+ TDs 5 by Matt Forté at Rice, 11/17/2007

Ran For 4+ TDs 4 by André Anderson vs McNeese State, 9/26/2009

Ran For 3+ TDs 3 by Dontrell Hilliard vs Southernn, 9/10/2016

Ran 40+ Times 44 by Matt Forté vs Memphis, 10/27/2007

Ran 30+ Times 36 by André Anderson vs SMU, 9/25/2008

Ran 20+ Times 22 by Dontrell Hilliard at UMass, 10/1/2016

Ran For 100+ Yards In Consecutive Games Orleans Darkwa
103 at UTSA on 11/9/13, 137 vs UTEP, 11/23/2013

Ran For 200+ Yards In Consecutive Games Matt Forté
In 4 Straight From 10/6 – 10/27/2007

Completed 35+ Passes ... 36 by Ryan Griffin vs East Carolina, 11/17/12

Completed 30+ Passes 36 by Ryan Griffin at Houston, 11/24/12

Completed 25+ Passes .25 by Tanner Lee at East Carolina, 11/22/2014

Completed 20+ Passes 23 by Jordy Joseph vs Tulsa 11/27/2015

Attempted 60+ Passes 66 by Ryan Griffin at Houston, 11/24/2012

Attempted 50+ Passes 57 by Ryan Griffin vs East Carolina, 11/17/12

Attempted 40+ Passes 41 by Jordy Joseph vs Tulsa 11/27/2015

Passed For 400+ 476 by Ryan Griffin vs Rice, 11/3/2012

Passed For 350+ Yards 476 by Ryan Griffin vs Rice, 11/3/2012

Passed For 300+ Yards 343 by Jordy Joseph vs Tulsa 11/27/2015

Passed For 6+ Touchdowns 6 by Lester Ricard vs UAB, 10/23/2004

Passed For 5+ Touchdowns 5 by Ryan Griffin vs UAB, 10/27/2012

Passes For 4+ Touchdowns 4 by Glen Cuiellette
vs UL Lafayette 9/24/2016

Passed For 3+ Touchdowns 4 by Glen Cuiellette
vs UL Lafayette 9/24/2016

Caught 15+ Passes 15 by JaJuan Dawson vs Ole Miss, 10/9/1999

Caught 10+ Passes 14 by Ryan Grant vs South Alabama, 9/7/13

Had 250+ Receiving Yards 217 by Jerome McIntosh
vs Vanderbilt, 11/18/1989

Had 200+ Receiving Yards 222 by Jeremy Williams
vs McNeese State, 9/26/2009

Had 150+ Receiving Yards 187 by Ryan Grant
vs South Alabama, 9/7/13

Caught Passes For 100+ Yards 125 by Terren Encalade
at UMass, 10/1/2016

Had 100+ Receiving Yds in Consecutive Games .. 2 by Terren Encalade
in 2016 - 103 vs ULL (9/24); 125 at UMass (10/1)



THE LAST TIME

Caught 3+ TD Passes 3 Terren Encalade vs UL Lafayette, 9/24/2016

Caught 2+ TD Passes 3 Terren Encalade vs UL Lafayette, 9/24/2016

Had 300+ All-Purpose Yards . 324 (139 rec/145 ret) by Jeremy Williams
vs UTEP, 11/7/2009

Had 250+ All-Purpose Yards285 (255 rush/30 rec)
by André Anderson at UTEP, 10/11/2008

Had 200+ All-Purpose Yards221 (215 rush/6 rec/0 ret)
by Sherman Badie at Tulsa, 8/28/2014

Had 450+ Yards Total Offense.....465 (-11 rush/476 pass)
by Ryan Griffin vs Rice, 11/3/2012

Had 400+ Yards Total Offense.....410 (67 rush/343 pass)
by Jordy Joseph vs Tulsa 11/27/2015

Had 350+ Yards Total Offense.....410 (67 rush/343 pass)
by Jordy Joseph vs Tulsa 11/27/2015

Scored 5+ Total TDs.....5 (all rush)

Scored 4+ Total TDs.....4 (all pass)
by Glen Cuiellette vs UL Lafayette, 9/24/2016

Scored 3+ Total TDs.....4 (all pass)
by Glen Cuiellette vs UL Lafayette, 9/24/2016

Scored Rushing & Receiving TD Dontrell Hilliard (1 rush/1 rec)
at Houston, 11/8/2014

Threw TD Pass & Scored Rushing TD Ryan Griffin (3 pass/1 rush)
vs UTEP, 11/7/2009

Scored 2 TD Via Interception ReturnErnest Crouch vs SMU, 10/27/1945

Scored 2 Total Defensive TDsDerrick Singleton (FR/INT)
vs Southern Miss, 10/26/1996

Had 20+ Tackles 22 (15 solo/7 asst) by Jerry Phillips
at Army, 11/14/1998

Had 15+ Tackles15 (13 solo/2 asst) by Nico Marley
at Duke, 9/3/2015

Had 10+ Tackles11 (6 solo/5 asst) by Rae Juan Marbley
at Tulsa, 10/22/2016

Had 3+ Sacks 3.0 by Royce LaFrance vs UCF, 10/3/2015

Had 2+ Sacks2.0 by Sean Wilson vs Memphis, 10/14/2016

Had 4+ TFL..... 4.0 by Royce LaFrance vs UCF, 10/3/2015

Had 3+ TFL..... 3.0 by Nico Marley & Tanzel Smart vs UL Lafayette,
9/24/2016

Had 3+ Interceptions 4 by Jimmy Glisson vs Virginia, 11/19/1949

Had 2+ Interceptions 2 by Parry Nickerson at Houston, 11/8/2014

Had 4+ Pass Break-Ups.. 4 by Sam Scofield at Louisiana Tech, 9/12/13

Had 3+ Pass Break-Ups.... 3 by Parry Nickerson vs Memphis, 10/14/16

Made 5+ Field Goals 5 by Cairo Santos vs East Carolina, 10/12/13

Made 4+ Field Goals4 by Andrew DiRocco
vs UL Lafayette, 9/24/2016

Made 3+ Field Goals 4 by Andrew DiRocco
vs UL Lafayette, 9/24/2016

Had A 50+Yard Field Goal56 by Cairo Santos at ULM, 9/28/13

Had An 80+ Yard Punt83 by Casey Roussel vs East Carolina,
10/23/1999

Had A 70+ Yard Punt 70 by Peter Picerelli at Tulsa, 9/8/2012

Had A 60+ Yard Punt61 by Peter Picerelli at UCF, 10/18/2014

AN OPPOSING TEAM...

Scored 70+ Points 73 vs Houston, 11/10/11

Scored 60+ Points65 at Georgia Tech, 9/12/2015

Scored 50+ Points 50 at Tulsa, 10/22/2016

Scored 40+ Points 49 at Temple, 10/10/2015

Had 30+ First Downs..... 32 at Memphis, 10/31/2015

Had 25+ First Downs..... 29 at Tulsa, 10/22/2016

Had 20+ First Downs.....20 vs UL Lafayette 9/24/2016

Allowed 10 Or Fewer 1st Downs 9 vs. UConn, 11/7/2015

Allowed 15 Or Fewer 1st Downs 15 at Tulsa, 10/22/2016

Allowed 20 or Fewer 1st Downs 15 at Tulsa, 10/22/2016

Rushed For 500+ Yards..... 519 at SMU, 9/11/1982

Rushed For 400+ Yards.....439 at Georgia Tech, 9/12/2015

Rushed For 300+ Yards..... 330 at Tulsa, 10/22/2016

Allowed 25 Or Fewer Rushing Yards..... 8 at Temple, 10/10/2015

Allowed 50 Or Fewer Rushing Yards..... 34 vs. UConn, 11/7/2015

Allowed 99 Or Fewer Rushing Yards..... 34 vs. UConn, 11/7/2015

Passed For 400+ Yards 438 at Tulsa, 8/28/2014

Passed For 300+ Yards367 vs Tulsa 11/27/2015

Allowed 50 Or Fewer Passing Yards 37 at Tulsa, 10/22/2016

Allowed 100 Or Fewer Passing Yards 37 at Tulsa, 10/22/2016

Allowed 150 Or Fewer Passing Yards 37 at Tulsa, 10/22/2016

Rushed/Passed For 200+ Yards.....
at Tulsa, 10/22/2016 (330 Rush/236 Pass)

Had Two Players With 100+ Rushing Yards at SMU, 11/21/2015
Matt Davis 156/Xavier Jones 117

Had Three Players With 100+ Rushing Yardsvs BYU, 8/25/2001
Luke Staley 142/Brandon Doman 115/Brian McDonald 103

Had Two Players With 100+ Receiving Yards vs UCF, 10/3/2015
D'erren Wilson 114/Chris Johnson 113

Had Three Players With 100+ Receiving Yardsvs Louisville, 10/17/1998
Lavell Boyd 146/Arnold Jackson 132/Charles Sheffield 103

Had 100+ Rusher And 100+ Receiver..... at Tulsa, 10/22/2016
James Flanders 195 rush/Josh Atkinson 101 rec

Had 150+ Rusher And 150+ Receiver..... vs SMU, 10/30/2010
Zach Line 177 rush/Aldrick Robinson 182 rec

Had 100+ Rusher And 300+ Passer.....at Houston, 11/24/2012
Ryan Jackson 129 rush/Crawford Jones 368 pass

Had 100+ Rusher, 100+ Receiver
And 300+ Passer.....at Houston, 11/24/2012
Ryan Jackson 129 rush/Dewayne Peace 101 rec/
Crawford Jones 368 pass

Had 700+ Yards Total Offense..... 735 vs Houston, 11/10/2011

Had 600+ Yards Total Offense.....622 vs UAB, 10/27/2012

Had 500+ Yards Total Offense..... 566 at Tulsa, 10/22/2016

Had 400+ Yards Total Offense..... 566 at Tulsa, 10/22/2016

Had 350+ Yards Total Offense..... 566 at Tulsa, 10/22/2016

Allowed 150 Or Fewer Yards Total Offense... 140 vs. UConn, 11/7/2015

Allowed 200 Or Fewer Yards Total Offense... 140 vs. UConn, 11/7/2015

Allowed 250 Or Fewer Yards Total Offense... 140 vs. UConn, 11/7/2015

Allowed 300 Or Fewer Yards Total Offense.....261 vs Navy, 9/1/2016

Had A 90+ Yard Running Play at Rutgers, 10/2/2010
Mohamed Sanu 91 yds {td}



THE LAST TIME

Had An 80+ Yard Running Play at Rutgers, 10/2/2010
Mohamed Sanu 91 yds {td}

Had A 70+ Yard Running Play vs Houston, 11/24/2012
Ryan Jakcson 72 yds {td}

Had A 60+ Yard Running Play vs Memphis, 10/14/2016
Doroland Dorceus, 61 yds

Had A 50+ Yard Running Play at Tulsa, 10/22/2016
James Flanders, 50 yards

Had A 90+ Yard Passing Play at Rutgers, 9/27/2014
Andrew Turzilli 93 yds from Gary Nova {td}

Had An 80+ Yard Passing Play at Rutgers, 9/27/2014
Andrew Turzilli 93 yds from Gary Nova {td}

Had A 70+ Yard Passing Play vs Temple, 12/6/2014
Jahad Thomas 75 yds from P.J. Walker

Had A 60+ Yard Passing Play vs UCF, 10/3/2015
Chris Johnson 62 yds from Bo Schneider

Had A 50+ Yard Passing Play vs UCF, 10/3/2015
Chris Johnson 62 yds from Bo Schneider

Had 100+ Tackles 107 (27 solo/80 asst) at UMass, 10/1/2016

Had 90+ Tackles 107 (27 solo/80 asst) at UMass, 10/1/2016

Had 8+ Sacks 8 at Tulsa, 9/8/2012

Had 7+ Sacks 8 at Tulsa, 9/8/2012

Had 15+ Tackles For Loss 15 at TCU, 11/9/2002

Had 10+ Tackles For Loss 11 at Louisiana Tech, 9/12/13

Forced 5+ Fumbles 6 at Southern Miss, 10/24/2009

Forced 4+ Fumbles 4 vs Army, 10/9/2010

Had 4 Fumble Recoveries at Houston, 9/7/2002

Had 3 Fumble Recoveries at Louisiana Tech, 9/12/2013

Had 10+ Pass Break-Ups 13 at Houston, 11/24/2012

Had 8+ Pass Break-Ups 8 vs Temple, 12/6/2014

Had 5+ Interceptions 5 at Navy, 11/13/1999

Had 4+ Interceptions 4 at Duke, 9/20/2014

Had 3+ Interceptions 3 vs Memphis, 11/15/2014

Forced 5+ Total Turnovers 5 (3 INT, 2 FR) vs Memphis, 11/15/2014

Forced 4+ Total Turnovers 5 (3 INT, 2 FR) vs Memphis, 11/15/2014

Scored Two Defensive TDs vs Tulsa 11/27/2015
Craig Suits (Int. 28 yards), Kolton Shindelar (Int. 66 yards)

Scored Two TDs Via Interception Return vs Tulsa 11/27/2015
Craig Suits (28 yards), Kolton Shindelar (66 yards)

Scored Two TDs Via Punt Return vs Houston, 11/10/2011
(Patrick Edwards, Damian Payne)

Blocked Two Punts at Syracuse, 9/21/2013
(Durrell Eskridge, Erik Crume)

Blocked Two Kicks vs Army, 10/28/2006
(Tony Fusco 2 PATs, Victor Ugenyi PAT)

Recorded two safeties at Memphis, 10/31/2015

AN OPPOSING PLAYER...

Ran For 300+ Yards 323 by Tarrion Adams of Tulsa, 11/22/2008

Ran For 250+ Yards 323 by Tarrion Adams of Tulsa, 11/22/2008

Ran For 200+ Yards 207 by Charles Sims of Houston, 11/10/2011

Ran For 150+ Yards 190 by James Flanders of Tulsa, 10/22/2016

Ran For 100+ Yards 190 by James Flanders of Tulsa, 10/22/2016

Ran For 5+ TDs 5 by Tony Jefferey of TCU, 9/13/1986

Ran For 4+ TDs 4 by Bryce Beall of Houston, 9/25/2010

Ran For 3+ TDs 3 Xavier Jones of SMU, 11/21/2015

Ran For 2+ TDs 2 by James Flanders of Tulsa, 10/22/2016

Ran 40+ Times 44 by Chris McCoy of Navy, 11/16/1996

Ran 30+ Times 38 by Elijah McGuire of UL Lafayette, 9/24/2016

Ran 20+ Times 22 by James Flanders of Tulsa, 10/22/2016

Completed 40+ Passes 41 by Shane Carden of East Carolina, 10/12/2013

Completed 35+ Passes 41 by Shane Carden of East Carolina, 10/12/2013

Completed 30+ Passes 32 by Dane Evans of Tulsa 11/27/2015

Completed 25+ Passes 32 by Dane Evans of Tulsa 11/27/2015

Completed 20+ Passes .. 21 by Riley Ferguson of Memphis 10/14/2016

Attempted 50+ Passes 53 by Dane Evans of Tulsa, 8/28/2014

Attempted 40+ Passes 42 by Paxton Lynch of Memphis, 10/31/2015

Passed For 450+ Yards 480 by Shane Carden of East Carolina, 10/12/13

Passed For 400+ Yards 438 by Dane Evans of Tulsa, 8/28/2014

Passed For 350+ Yards 367 by Dane Evans of Tulsa 11/27/2015

Passed For 300+ Yards 367 by Dane Evans of Tulsa 11/27/2015

Passes For 4+ Touchdowns 4 by Gary Nova of Rutgers, 9/27/2014

Passed For 3+ Touchdowns 3 by Dane Evans of Tulsa, 10/22/2016

Caught 15+ Passes 15 by Keyarris Garrett of Tulsa 11/27/2015

Caught 10+ Passes 15 by Keyarris Garrett of Tulsa 11/27/2015

Had 250+ Yards Receiving 253 by Roddy White of UAB, 10/23/2004

Had 200+ Yards Receiving 216 by Keyarris Garrett of Tulsa 11/27/2015

Had 150+ Yards Receiving 216 by Keyarris Garrett of Tulsa 11/27/2015

Had 100+ Yards Receiving .. 142 by Josh Atkinson of Tulsa, 10/22/2016

Caught 3+ TD Passes 3 by Chris Johnson of UCF, 10/3/2015

Caught 2+ TD Passes 2 by Andy Isabella of UMass, 10/1/2016

Had 300+ All-Purpose Yards 343 (234 rush/109 rec) by Donald Buckram of UTEP, 11/7/2009

Had 250+ All-Purpose Yards 269 (36 rush/233 rec/0 ret) by Keevan Lucas of Tulsa, 8/28/2014

Had 200+ All-Purpose Yards 216 (216 Rcv.) by Keyarris Garrett of Tulsa 11/27/2015

Had 450+ Yards Total Offense 455 (480 pass/-25 rush) by Shane Carden of East Carolina, 10/12/13

Had 400+ Yards Total Offense 401 (342 pass/59 rush) by Greg Ward, Jr., of Houston, 11/8/2014

Had 350+ Yards Total Offense 358 (367 pass/-9 rush) by Dane Evans of Tulsa 11/27/2015

Scored 5+ Total TDs 5 (all rush) by Tony Jefferey of TCU, 9/13/1986



THE LAST TIME

| | |
|-----------------------------------------|-------------------------------------------------------------------|
| Scored 4+ Total TDs | 4 (3 rec/1 punt) |
| | by Patrick Edwards of Houston, 11/10/2011 |
| Scored 3+ Total TDs | 3 (2 rush, 1 rec) Elijah McGuire |
| | of UL Lafayette, 9/24/2016 |
| Scored Rushing & Receiving TD | Elijah McGuire (2 rush/1 rec) |
| | of UL Lafayette, 9/24/2016 |
| Threw TD Pass & Scored Rushing TD | Ahmad Bradshaw |
| | (2 Pass, 1 Rush) of Army, 11/14/2015 |
| Had 100+ Yds Rushing & Receiving | |
| | Donald Buckram (234 rush/109 rec) of UTEP, 11/7/2009 |
| Had 100+ Yds Rushing & Passing | |
| | Derrick Fourroux (102 rush/221 pass) of McNeese State, 9/26/2009) |
| Had 2 TD Via Interception Return | Richard Lewis of Georgia Tech, |
| | 10/24/1970 |
| Had 20+ Tackles | 24 (16 solo/8 asst) by Marvin Burdette of UAB, |
| | 10/27/2012 |
| Had 15+ Tackles | 15 (3 solo/12 asst) by Steve Casali of UMass, |
| | 10/1/2016 |
| Had 10+ Tackles | 12 (10 solo/2 asst) by Austin Hall of Memphis, |
| | 10/14/2016 |
| Had 3+ Sacks | 3.0 by J.Cornell of Ole Miss, 9/11/2010 |
| Had 2+ Sacks | 2.0 by Joe Dillon, 9/24/2016 |
| Had 5+ Tackles For Loss..... | 5.0 by Dewayne White of Louisville, 11/3/2001 |
| Had 4+ Tackles For Loss..... | 4.5 by D.Thornton of Marshall, 10/29/2005 |
| Had 3+ Tackles For Loss..... | 3.0 by Austin Hall of Memphis, 10/14/2016 |
| Had 3+ Interceptions | 3 by D'Joun Smith of FAU, 11/2/13 |
| Had 2+ Interceptions | |
| | 2 by Isiah Corbett of Southeastern Louisiana, 9/13/2014 |
| Had 4+ Pass Break-Ups..... | 5 by Everett Daniels of Houston, 11/24/2012 |
| Had 3 Pass Break-Ups | 3 by Tavon Young of Temple, 12/6/2014 |
| Made 5+ Field Goals | 5 by Brian Lee of Ole Miss, 8/31/1991 |
| Made 4+ Field Goals | 4 by Warren Harvey of East Carolina, 10/12/13 |
| Made 3+ Field Goals | 3 by Jake Elliott of Memphis, 10/31/2015 |
| Made A 50+Yard Field Goal..... | 52 by Chase Hover of SMU, 10/13/2012 |
| Had A 70+ Yard Punt | 71 by Kody Bliss of Auburn, 10/21/2006 |
| Had A 60+ Yard Punt | 63 by Spencer Smith of Memphis, 10/14/2016 |



2016 GAME RECAPS

Game 1 • Tulane 3 - Wake Forest 7

BB&T Field • Winston-Salem, N.C.

Sept. 1 • 24,398 Attendance

The Willie Fritz era kicked off on Thursday night for Tulane football (0-1), but the home team, Wake Forest (1-0), spoiled the debut as the Green Wave fell just short in a 7-3 battle at BB&T Field. The Olive and Blue struck on their opening drive, claiming a 3-0 lead, but the Demon Deacons retaliated by beginning the second quarter with a 12-play, 53-yard drive that resulted in the lone touchdown of the game and the final 7-3 score.

"It was very disappointing," Fritz stated. "We had a few passing situations, and obviously that is not our strength. We had a tough time protecting tonight and it was a four-man rush most of the time. The whole last series was a two or three-man rush. It was just a lot of guys playing their first ball game. Everybody has to do their job, and someone has to make a play."

Tulane's opening drive went eight plays, 51 yards in four-and-a-half minutes, resulting in an Andrew DiRocco 41-yard field goal for the game's initial score. However, Wake Forest's Kendall Hinton punched in a one-yard touchdown run with 14:16 left in the first half, marking the final score of the game.

The Wave ground game and defensive effort pushed Tulane into opponent territory twice in the second quarter, but one drive was stalled by back-to-back penalties, while the second was halted on a four-and-out on Wake's 28-yard line.

The defensive battle waged on in the second half as only 110 total yards were accumulated by both squads in the third quarter. With Tulane still trailing 7-3 midway through the fourth quarter, and facing a 3rd-and-22, quarterback Glen Cuiellette connected with Josh Rounds on a 46-yard pass that moved the ball to Wake's 32-yard line. Later facing a 4th-and-3 on Wake's 16, Cuiellette's rush attempt fell short, losing two yards on the play, resulting in a turnover-on-downs with 4:22 remaining.

However, Tulane's defense delivered once more, halting the Demon Deacons after six plays to get the ball back on their own 36-yard line with 1:35 remaining. On a 4th-and-10, Cuiellette connected with Devon Breaux on a 17-yard catch out-of-bounds on Wake's 47-yard line. Yet three plays later, Tulane couldn't convert on another fourth down, turning the ball over and thus closing out the game.

| Score by Quarters | 1 | 2 | 3 | 4 | Total |
|-------------------|---|---|---|---|-------|
| Tulane | 3 | 0 | 0 | 0 | 3 |
| Wake Forest | 0 | 7 | 0 | 0 | 7 |

Qtr Time Scoring play

1st 10:22 TLN - DiROCCO, Andrew 41 yd field goal, 8-51 4:38
2nd 14:16 WF - Hinton, K 1 yd run (Weaver, M kick), 12-53 4:12

| | TLN | WF |
|----------------------------------|---------|---------|
| FIRST DOWNS | 14 | 10 |
| RUSHES-YARDS (NET) | 47-146 | 34-79 |
| PASSING YDS (NET) | 134 | 96 |
| Passes Att-Comp-Int | 23-12-0 | 21-12-0 |
| TOTAL OFFENSE PLAYS-YARDS | 70-280 | 55-175 |
| Fumble Returns-Yards | 0-0 | 0-0 |
| Punt Returns-Yards | 2-10 | 2-2 |
| Kickoff Returns-Yards | 1-22 | 1-30 |
| Interception Returns-Yards | 0-0 | 0-0 |
| Punts (Number-Avg) | 5-41.8 | 8-40.2 |
| Fumbles-Lost | 1-1 | 0-0 |
| Penalties-Yards | 4-30 | 5-45 |
| Possession Time | 34:56 | 25:04 |
| Third-Down Conversions | 8 of 20 | 7 of 15 |
| Fourth-Down Conversions | 1 of 4 | 0 of 0 |
| Red-Zone Scores-Chances | 0-2 | 1-1 |
| Sacks By: Number-Yards | 1-3 | 4-28 |

RUSHING: Tulane-CUIELLETTE, Glen 22-54; HILLIARD, Dontrell 7-36; BADIE, Sherman 7-26; THOMPSON, Lazedrick 6-21; BRADWELL, Darius 4-6; ROUNDS, Josh 1-3. Wake Forest-Hinton, K 8-24; Colburn, M 11-23; Carney, C 7-21; Wolford, J 5-15; TEAM 3-minus 4.

PASSING: Tulane-CUIELLETTE, Glen 12-23-0-134. Wake Forest-Wolford, J 9-17-0-79; Hinton, K 3-4-0-17.

RECEIVING: Tulane-DACE, Larry 4-38; ENCALADE, Terren 4-19; ROUNDS, Josh 1-46; BREAUX, Devon 1-1 HILLIARD, Dontrell 1-8; THOMPSON, Lazedrick 1-6. Wake Forest-Serigne, C 3-15; Colburn, M 2-29; Bachman, A 2-17; Wade, C 2-14; Carney, C 2-13; Washington, S 1-8.

INTERCEPTIONS: Tulane-None. Wake Forest-None.

FUMBLES: Tulane-CUIELLETTE, Glen 1-1. Wake Forest-None.

Game 2 • Southern 21 - Tulane 66

Yulman Stadium • New Orleans

Sept. 10 • 27,179

Tulane football (1-1) shone a spotlight of all three phases of its squad in its home opener, as the Green Wave rolled to a 66-21 victory over Southern University (0-2). Offensively, the Wave rushed for 437 yards, most since 1973 and third most in school history, and punched in seven rushing touchdowns on the night - three from Dontrell Hilliard and two each from Josh Rounds and Lazedrick Thompson. Meanwhile, Tulane's defense and special teams reeled in two interceptions, including one for a touchdown, and returned an 86-yard kickoff for a touchdown as well.

Tulane's first five touchdowns were either set up or scored by the Green Wave's defense or special teams. Ade Aruna's fourth career sack coupled with Taniel Smart's second career fumble recovery set up a five-yard Hilliard touchdown run. Then Nico Marley's fourth career interception resulted in Hilliard's second scoring run of the game.

Parry Nickerson then flashed his defensive prowess at the 6:33 mark in the first quarter, returning an interception 96 yards for the touchdown. After Southern got its first score of the game at the 2:28 mark via a 20-yard touchdown reception to Dillon Beard, it was Sherman Badies' turn to display his speed with an 86-yard kickoff return for a touchdown.

Tulane's impressive first quarter showing wasn't done there, as Jarrod Franklin notched a punt block with 51 seconds remaining, eventually leading to a one-yard Josh Rounds touchdown run just three plays later to begin the second quarter. Rounds and Thompson each added a touchdown on the ground later in the second quarter, extending Tulane's lead to 49-7 at the mid-way point.

Thompson and Hilliard each tacked on one more rushing touchdown in the second half, as the latter achieved his third of the game which marked a career best. Finally, add in an Andrew DiRocco fourth quarter 25-yard field goal and Tulane's 66 total points were the most scored since the Olive and Blue recorded 63 vs Louisiana Tech on Nov. 26, 1998.

| Score by Quarters | 1 | 2 | 3 | 4 | Total |
|-------------------|----|----|----|----|-------|
| Southern | 7 | 0 | 14 | 0 | 21 |
| Tulane | 28 | 21 | 7 | 10 | 66 |

Qtr Time Scoring play

1st 13:01 TLN - HILLIARD, Dontrell 5 yd run (DiROCCO, Andrew kick), 2-13 0:34
10:19 TLN - HILLIARD, Dontrell 1 yd run (DiROCCO, Andrew kick), 5-31 2:04
06:33 TLN - NICKERSON, Parry 96 yd interception return (DiROCCO, Andrew kick)
02:28 SUBR - D. Beard 20 yd pass from A. Howard (R. Albuquerque kick), 9-75 4:05
02:15 TLN - BADIE, Sherman 86 yd kickoff return (DiROCCO, Andrew kick)
2nd 14:57 TLN - ROUNDS, Josh 1 yd run (DiROCCO, Andrew kick), 3-12 0:54
11:06 TLN - THOMPSON, Lazedrick 11 yd run (DiROCCO, Andrew kick), 4-80 1:09
06:23 TLN - ROUNDS, Josh 2 yd run (DiROCCO, Andrew kick), 4-49 2:41
3rd 13:22 SUBR - D. Johnson 28 yd interception return (R. Albuquerque kick)
09:49 SUBR - W. Quinn 21 yd pass from A. Howard (R. Albuquerque kick), 3-70 1:07
07:15 TLN - THOMPSON, Lazedrick 9 yd run (DiROCCO, Andrew kick), 6-76 2:28
4th 14:50 TLN - DiROCCO, Andrew 25 yd field goal, 14-51 6:34
08:50 TLN - HILLIARD, Dontrell 11 yd run (HARVEY, Randy kick), 7-31 4:53

| | SUBR | TLN |
|----------------------------------|---------|---------|
| FIRST DOWNS | 13 | 22 |
| RUSHES-YARDS (NET) | 23-54 | 57-437 |
| PASSING YDS (NET) | 281 | 12 |
| Passes Att-Comp-Int | 31-18-2 | 6-2-1 |
| TOTAL OFFENSE PLAYS-YARDS | 54-335 | 63-449 |
| Fumble Returns-Yards | 0-0 | 0-0 |
| Punt Returns-Yards | 0-0 | 1-0 |
| Kickoff Returns-Yards | 7-103 | 4-135 |
| Interception Returns-Yards | 1-28 | 2-96 |
| Punts (Number-Avg) | 6-23.7 | 0-0.0 |
| Fumbles-Lost | 2-2 | 0-0 |
| Penalties-Yards | 6-62 | 4-35 |
| Possession Time | 26:48 | 33:12 |
| Third-Down Conversions | 4 of 13 | 5 of 10 |
| Fourth-Down Conversions | 0 of 0 | 2 of 3 |
| Red-Zone Scores-Chances | 1-1 | 8-8 |
| Sacks By: Number-Yards | 0-0 | 1-10 |

RUSHING: Southern-L. Tillery 13-39; L. Johnson 1-9; J. West 3-8; D. Shorts 2-3; T. Lee 1-3; A. Howard 3-minus 8. Tulane-BRANTLEY, Johnathan 11-119; HILLIARD, Dontrell 10-103; ROUNDS, Josh 11-66 BADIE, Sherman 5-40; THOMPSON, Lazedrick 4-28; ZUCKERMAN, Andrew 4-26; CUIELLETTE, Glen 5-20; BRADWELL, Darius 4-15; BERTRAND, Jared 1-7; SCOTT, Trey 1-7; GLENN, Devin 1-6.

PASSING: Southern-A. Howard 16-27-2-267; D. Shorts 2-4-0-14. Tulane-BRANTLEY, Johnathan 1-4-0-7; CUIELLETTE, Glen 1-2-1-5.

RECEIVING: Southern-W. Quinn 7-129; C. Williams 4-17; Q. Monday 2-51; H. Edwards 2-20; L. Tillery 1-32; D. Beard 1-20; C. Baker 1-12. Tulane-ARDOIN, Kendall 1-7; ENCALADE, Terren 1-5.

INTERCEPTIONS: Southern-D. Johnson 1-28. Tulane-NICKERSON, Parry 1-96; MARLEY, Nico 1-0.

FUMBLES: Southern-W. Quinn 1-1; A. Howard 1-1. Tulane-None.



2016 GAME RECAPS

Game 3 • Navy 21 - Tulane 14

Yulman Stadium • New Orleans
Sept. 17 • 21,503 Attendance

Tulane football battled back-and-forth with Navy possessing a 14-13 lead to start the fourth quarter before falling by the final score of 21-14. In fact, each time the Midshipmen scored, the Green Wave immediately countered with a touchdown drive of their own. With three minutes left in the game, Navy rallied with a 10-play, 72-yard touchdown drive to regain a seven-point advantage and a lead Tulane could not come back from.

The Midshipmen (3-0, 2-0 The American | West) were the first to break through, recording a 15-play, 94-yard touchdown drive, spanning 7:17. Navy's Chris High capped the season-high 15-play drive with a 6-yard touchdown run with 14:28 on the clock.

On the ensuing Tulane drive, running back Josh Rounds caught fire, recording five carries for 52 yards on the drive, including runs of 12, 16 and 18 yards. With 10:22 remaining till half, Rounds capped the impressive eight-play, 75-yard drive with a 2-yard touchdown run.

Navy struck first in the second half, as Shawn White earned a 4-yard touchdown run which capped a nearly five minutes possession midway through the third quarter, but it failed to connect on the PAT following the score.

Tulane proved resilient once more, immediately countering with a touchdown drive of its own on the next series. The Wave offense again received a boost from Rounds when he converted a fourth-and-one on their own 44-yard line, maintaining a drive in which three plays later, Dontrell Hilliard executed a 36-yard touchdown run to hand Tulane the 14-13 lead.

Tulane's Peter Woullard then kept the momentum in the Wave's favor. After a 23-yard carry by the Midshipmen pushed them into Tulane territory at the 32-yard line, Woullard recovered a Will Worth fumble, giving the Green Wave the ball back with 12 minutes remaining in the game.

Forwarding ahead to 7:39 remaining, Navy took over from its own 28-yard line and rallied behind quarterback Will Worth, who carried eight times for 58 yards on the ensuing touchdown drive. After a successful two-point conversion, Navy regained the lead at 21-14 with 2:57 on the clock. On Tulane's final offensive possession, its comeback attempt fell short, suffering a four-and-out and turnover on downs as Navy then kneeled down for the victory.

| Score by Quarters | 1 | 2 | 3 | 4 | Total |
|-------------------|---|---|---|---|-------|
| NAVY | 0 | 7 | 6 | 8 | 21 |
| Tulane | 0 | 7 | 7 | 0 | 14 |

Qtr Time Scoring play

2nd 14:28 NAVY - HIGH, Chris 6 yd run (MOEHRING, Bennett kick), 15-94 7:17
10:22 TLN - ROUNDS, Josh 2 yd run (DIROCCO, Andrew kick), 8-75 4:06
3rd 04:52 NAVY - WHITE, Shawn 4 yd run (MOEHRING, Bennett kick failed), 11-75 4:53
00:19 TLN - HILLIARD, Dontrell 36 yd run (DIROCCO, Andrew kick), 9-76 4:27
4th 02:57 NAVY - WORTH, Will 1 yd run (GULLEY, Toneo pass from WORTH, Will), 10-72 4:42

| | NAVY | TLN |
|----------------------------|---------|---------|
| FIRST DOWNS | 21 | 14 |
| RUSHES-YARDS (NET) | 55-287 | 47-240 |
| PASSING YDS (NET) | 59 | 21 |
| Passes Att-Comp-Int | 12-5-0 | 12-3-0 |
| TOTAL OFFENSE PLAYS-YARDS | 67-346 | 59-261 |
| Fumble Returns-Yards | 0-0 | 0-0 |
| Punt Returns-Yards | 1-0 | 1-3 |
| Kickoff Returns-Yards | 0-0 | 3-55 |
| Interception Returns-Yards | 0-0 | 0-0 |
| Punts (Number-Avg) | 4-37.2 | 5-40.2 |
| Fumbles-Lost | 2-2 | 1-0 |
| Penalties-Yards | 3-30 | 9-71 |
| Possession Time | 31:06 | 28:54 |
| Third-Down Conversions | 9 of 14 | 2 of 12 |
| Fourth-Down Conversions | 0 of 0 | 3 of 4 |
| Red-Zone Scores-Chances | 3-4 | 1-1 |
| Sacks By: Number-Yards | 2-16 | 3-20 |

RUSHING: NAVY-WORTH, Will 25-113; GULLEY, Toneo 7-80; HIGH, Chris 9-51; ROMINE, Dishan Tre 2-10; WHITE, Shawn 2-6; WALKER, Josh 1-1; CASS Jr., Calvin 1-minus 2; TEAM 3-minus 13
Tulane-HILLIARD, Dontrell 16-97; ROUNDS, Josh 11-75; BRANTLEY, Johnathan 10-29; ENCALADE 2-23; THOMPSON, Lazedrick 6-20; CUIELLETTE, Glen 2-minus 4.

PASSING: NAVY-WORTH, Will 5-12-0-59. Tulane-BRANTLEY, Johnathan 3-12-0-21; CUIELLETTE,

RECEIVING: NAVY-TILLMAN, Jamir 3-47; SCOTT, Craig 1-7; WHITE, Shawn 1-5. Tulane-HILLIARD 2-16; BREAU, Devon 1-5.

INTERCEPTIONS: NAVY-None. Tulane-None.

FUMBLES: NAVY-WALKER, Tre 1-1; ROMINE, Dishan 1-1. Tulane-CUIELLETTE, Glen 1-0.

Game 4 • UL Lafayette 39 - Tulane 41 (4OT)

Yulman Stadium • New Orleans
Sept. 24 • 24,253 Attendance

It was a history-setting night for Tulane football as the Green Wave competed in its first ever four-overtime game in program history, defeating UL Lafayette (2-2), 41-39, in Yulman Stadium on Saturday night. The Wave's defense sealed the dramatic finish when Richard Allen stopped the Ragin' Cajun's two-point conversion attempt, sparking Tulane's bench to rush the field and celebrate the victory.

After four quarters couldn't find a winner with a 16-16 tie, Tulane and UL Lafayette began their four overtime duel. If you blinked, you missed Tulane's first two offensive drives - one-pass, 25 yards on each, as the first went to Terren Encalade and the second to Darnell Mooney.

In the third overtime, Tulane (2-2, 0-1 American Athletic Conference | West) found itself down three points and facing defeat, but Andrew DiRocco connected on a career long 48-yard field goal to send the game into a fourth overtime. The Wave rode that momentum into a 7-yard touchdown pass to Encalade, his third of the game, and eventual two-point conversion pass to Kendall Ardoin. Encalade's three touchdowns marked a career high and the first three touchdown game for a receiver since Roydell Williams in 2004.

Earlier in the night, Tulane found itself in a 6-0 hole in the second quarter, but just under the 12-minute mark, redshirt-junior Parry Nickerson recorded his second interception of the season, returning it 37 yards to UL Lafayette's 13-yard line. Tulane took advantage of the field position with an Andrew DiRocco 22-yard field goal. Around the six-minute mark, Donnie Lewis, Jr., notched his first career interception, returning it 12 yards to UL Lafayette's 12-yard line. The Wave then capitalized once more as DiRocco connected from 35-yards out, tying the game at 6-6, as the two remained deadlocked through half.

Around the 10-minute mark in the third quarter, it was Tulane's special teams that delivered great field position as UL Lafayette's Elijah McGuire muffed a punt catch resulting in a Richard Allen fumble recovery on the 6-yard line, setting up another DiRocco field goal.

Later, tied at 9-9, Cuiellette connected with Encalade on a 34-yard touchdown pass, marking the first score through the air for the Green Wave this season and the first career touchdowns for both Cuiellette and Encalade. UL Lafayette (2-2, 1-0 Sun Belt) retaliated in the fourth quarter, recording a season-high 16-play drive for 53 yards, capped by a McGuire one-yard touchdown run.

| Score by Quarters | 1 | 2 | 3 | 4 | OT | O1 | O2 | O3 | O4 | Total |
|-------------------|---|---|----|---|----|----|----|----|----|-------|
| UL Lafayette | 3 | 3 | 3 | 7 | 23 | 7 | 7 | 3 | 6 | 39 |
| Tulane | 0 | 6 | 10 | 0 | 25 | 7 | 7 | 3 | 8 | 41 |

Qtr Time Scoring play

1st 05:16 UL - Artigue, Stevie 40 yd field goal, 11-61 3:37
13:48 UL - Artigue, Stevie 39 yd field goal, 9-65 2:54
2nd 10:16 TLN - DIROCCO, Andrew 22 yd field goal, 4-7 1:25
04:16 TLN - DIROCCO, Andrew 35 yd field goal, 4-6 1:43
3rd 08:23 TLN - DIROCCO, Andrew 20 yd field goal, 4-3 2:01
03:18 UL - Artigue, Stevie 20 yd field goal, 4-3 1:38
01:07 TLN - ENCALADE, Terren 34 yd pass from CUIELLETTE, Glen (DIROCCO, Andrew kick), 5-75 2:11
4th 05:55 UL - McGuire, Elijah 1 yd run (Artigue, Stevie kick), 16-53 6:03
OT 15:00 UL - Barnes, Keenan 10 yd pass from Jennings, A. (Artigue, Stevie kick), 4-25 0:00
15:00 TLN - ENCALADE, Terren 25 yd pass from CUIELLETTE, Glen (DIROCCO, Andrew kick), 1-25 0:00
15:00 TLN - MOONEY, Darnell 25 yd pass from CUIELLETTE, Glen (DIROCCO, Andrew kick), 1-25 0:00
15:00 UL - McGuire, Elijah 1 yd run (Artigue, Stevie kick), 2-25 0:00
15:00 UL - Artigue, Stevie 22 yd field goal, 6-20 0:00
15:00 TLN - DIROCCO, Andrew 48 yd field goal, 6-6 0:00
15:00 TLN - ENCALADE, Terren 7 yd pass from CUIELLETTE, Glen (ARDOIN, Kendall pass from CUIELLETTE, G.), 4-25
15:00 UL - McGuire, Elijah 22 yd pass from Jennings, A. (Jennings, A. pass failed), 2-25 0:00

| | UL | TLN |
|----------------------------|---------|---------|
| FIRST DOWNS | 20 | 14 |
| RUSHES-YARDS (NET) | 63-137 | 48-130 |
| PASSING YDS (NET) | 240 | 181 |
| Passes Att-Comp-Int | 38-19-2 | 26-13-1 |
| TOTAL OFFENSE PLAYS-YARDS | 101-377 | 74-311 |
| Fumble Returns-Yards | 0-0 | 1-34 |
| Punt Returns-Yards | 5-14 | 0-0 |
| Kickoff Returns-Yards | 2-43 | 1-10 |
| Interception Returns-Yards | 1-0 | 2-49 |
| Punts (Number-Avg) | 8-45.1 | 11-36.8 |
| Fumbles-Lost | 2-2 | 1-0 |
| Penalties-Yards | 5-30 | 6-40 |
| Possession Time | 31:10 | 28:50 |
| Third-Down Conversions | 8 of 28 | 0 of 16 |
| Fourth-Down Conversions | 3 of 3 | 0 of 1 |
| Red-Zone Scores-Chances | 6-6 | 5-6 |
| Sacks By: Number-Yards | 3-21 | 6-38 |

RUSHING: UL Lafayette-McGuire, Elijah 38-89; Calais, Raymond 2-34; Hoggins, Darius 4-17; Wright, Jordan 4-11; Haynes, Gary 1-4; TEAM 2-minus 4; Jennings, A. 12-minus 14. Tulane-HILLIARD, Dontrell 16-49; ROUNDS, Josh 10-45; THOMPSON, Lazedrick 7-30; BRANTLEY, Johnathan 8-7; MOONEY, Darnell 1-4; CUIELLETTE, Glen 6-minus 5.

PASSING: UL Lafayette-Jennings, A. 19-38-2-240. Tulane-CUIELLETTE, Glen 10-23-1-165; BRANTLEY, Johnathan 3-3-0-16.

RECEIVING: UL Lafayette-Riles, Al 6-70; Barnes, Keenan 4-56; McGuire, Elijah 4-48; Barnes, Matthew 2-17; Bradley, J. 1-39; Jacquet, M. 1-7; Hoggins, Darius 1-3. Tulane-ENCALADE, Terren 7-103; MOONEY, Darnell 3-51; BREAU, Devon 1-16; HILLIARD, Dontrell 1-12; ROUNDS, Josh 1-minus 1.

INTERCEPTIONS: UL Lafayette-Walker, Tracy 1-0. Tulane-NICKERSON, Parry 1-37; LEWIS, Donnie 1-12.

FUMBLES: UL Lafayette-McGuire, Elijah 1-1; Jennings, A. 1-1. Tulane-CUIELLETTE, Glen 1-0.



2016 GAME RECAPS

Game 5 • Tulane 31 - UMass 24

McGuirk Stadium • Amherst, Mass.

Oct. 1 • 14,892 Attendance

Tulane football was down 14-0 in the opening four minutes against Massachusetts on Saturday afternoon, but rallied by scoring 24 unanswered points before eventually claiming the 31-24 victory. It marked the biggest come-from-behind victory in the post-Katrina era, previously besting the time the Wave (3-2, 0-1 American Athletic Conference | West) rallied down 10-0 at Army on Oct. 3, 2009 to win it 17-16.

UMass (1-4) dealt a lightning quick first blow, going 59 yards in four plays on their opening drive, capped by a 12-yard touchdown pass from Andrew Ford to Andy Isabella. Tulane then fumbled on the ensuing kickoff as the Minutemen recovered and struck on another 12-yard touchdown connection between Ford and Isabella.

Down 14-0, the Olive and Blue remained poised and quickly retaliated, driving 75 yards via 10 plays as Dontrell Hilliard punched in an 11-yard run for the score. The touchdown marked the beginning of what would be 24 unanswered points for the Wave, as the Olive and Blue tacked on a second quarter Andrew DiRocco 22-yard field goal, a third-quarter 36-yard touchdown pass from Glen Cuielletto to Terren Encalade and a third quarter 19-yard touchdown carry by Lazedrick Thompson.

Tulane possessed a 24-14 lead to begin the fourth quarter but the Minutemen would not go away, recording a 28-yard field goal with 9:37 on the clock to cut the deficit to seven points.

Yet, the Green Wave responded once more by logging an eight play, 75-yard scoring drive on the ensuing offensive possession, as Josh Rounds tallied a 10-yard touchdown run to extend the lead to 31-17.

Next, UMass countered with a quick touchdown drive, garnering 58 yards in a short two minutes and 47 seconds, cutting the deficit to a touchdown once more at 31-24.

The Minutemen would later get the ball back with 2:18 left in the game, but the Green Wave defense sealed the victory by stopping UMass in its tracks in four plays as they turned the ball over on downs.

| Score by Quarters | 1 | 2 | 3 | 4 | Total |
|-------------------|----|---|----|----|-------|
| Tulane | 7 | 3 | 14 | 7 | 31 |
| Massachusetts | 14 | 0 | 0 | 10 | 24 |

| Qtr | Time | Scoring play |
|-----|-------|------------------------------------------------------------------------------------------|
| 1st | 11:20 | UMASS - Isabella, A. 12 yd pass from Ford, A. (Caggiano, M. kick), 4-59 1:12 |
| | 11:06 | UMASS - Isabella, A. 12 yd pass from Ford, A. (Caggiano, M. kick), 1-12 0:14 |
| | 06:37 | TLN - HILLIARD, Dontrell 11 yd run (DIROCCO, Andrew kick), 10-75 4:29 |
| 2nd | 11:06 | TLN - DIROCCO, Andrew 22 yd field goal, 20-85 8:32 |
| 3rd | 14:08 | TLN - ENCALADE, Terren 36 yd pass from CUIELLETT, Glen (DIROCCO, Andrew kick), 2-36 0:54 |
| | 06:54 | TLN - THOMPSON, Lazedrick 19 yd run (DIROCCO, Andrew kick), 7-84 3:35 |
| 4th | 09:37 | UMASS - Laurent, L. 28 yd field goal, 8-79 3:15 |
| | 05:32 | TLN - ROUNDS, Josh 10 yd run (DIROCCO, Andrew kick), 8-75 4:05 |
| | 02:45 | UMASS - Lindsay, S. 2 yd run (Caggiano, M. kick), 10-58 2:47 |

| | TLN | UMASS |
|----------------------------------|---------|---------|
| FIRST DOWNS | 27 | 16 |
| RUSHES-YARDS (NET) | 64-280 | 24-131 |
| PASSING YDS (NET) | 168 | 181 |
| Passes Att-Comp-Int | 21-11-0 | 30-16-1 |
| TOTAL OFFENSE PLAYS-YARDS | 85-448 | 54-312 |
| Fumble Returns-Yards | 0-0 | 0-0 |
| Punt Returns-Yards | 2-9 | 1-0 |
| Kickoff Returns-Yards | 2-43 | 4-96 |
| Interception Returns-Yards | 1-0 | 0-0 |
| Punts (Number-Avg) | 4-28.0 | 5-44.6 |
| Fumbles-Lost | 1-1 | 2-1 |
| Penalties-Yards | 6-50 | 7-65 |
| Possession Time | 40:30 | 19:30 |
| Third-Down Conversions | 5 of 17 | 4 of 12 |
| Fourth-Down Conversions | 3 of 5 | 0 of 1 |
| Red-Zone Scores-Chances | 4-4 | 4-4 |
| Sacks By: Number-Yards | 2-7 | 1-5 |

RUSHING: Tulane-HILLIARD, Dontrell 22-99; ROUNDS, Josh 16-77; CUIELLETT, Glen 12-60; THOMPSON Lazedrick 8-54; BRANTLEY, Johnathan 3-1; TEAM 3-minus 11. Massachusetts-Young, M. 10-45; Comis, R. 6-41; Isabella, A. 2-36; Ford, A. 3-4; Lindsay, S. 2-3; Robinson, J. 1-2.

PASSING: Tulane-CUIELLETT, Glen 11-20-0-168; BRANTLEY, Johnathan 0-1-0-0. Massachusetts-Ford, A. 11-19-1-109; Comis, R. 5-11-0-72.

RECEIVING: Tulane-ENCALADE, Terren 7-125; MOONEY, Darnell 3-25; JOHNSON, Chris 1-18. Massachusetts-Isabella, A. 6-94; Breneman, A. 4-39; Young, M. 2-10; Palmer, S. 1-23; Williams, J. 1-10; Robinson, J. 1-9; Lindsay, S. 1-minus 4.

INTERCEPTIONS: Tulane-FRANKLIN, Jarrod 1-0. Massachusetts-None.

FUMBLES: Tulane-GLENN, Devin 1-1. Massachusetts-Isabella, A. 1-0; Ford, A. 1-1.

Game 6 • Memphis 24 - Tulane 14

Yulman Stadium • New Orleans

Oct. 14 • 21,098 Attendance

Tulane struggled to find its offensive rhythm on Friday night, as the visiting Memphis Tigers emerged with the 24-14 victory inside Yulman Stadium. The Green Wave boasted a 7-3 lead early in the second quarter thanks to a Kendall Ardoin touchdown reception, but the Tigers responded with 21 unanswered points, ultimately sealing the road victory.

The Green Wave (3-3, 0-2 American Athletic Conference | West) defense recorded a strong first half, holding the Tigers (5-1, 2-0 The American | West) to just three points in the opening quarter. It marked the fourth time in six games this season the Wave held its opposition to a field goal or less in the first 15 minutes.

The Wave got on the board at the 13:13 mark in the second quarter, when the Olive and Blue recorded a 10-play, 66-yard drive, capped by a 20-yard pass from Glen Cuielletto to Ardoin, as the tight end achieved his first touchdown reception of the season.

Later in the second quarter, Memphis took over on Tulane's seven yard line after a muffed punt, but the Wave defense responded my limiting the damage to a field goal to preserve the 7-6 lead.

However, Tulane's defense had one small leak in the first two quarters and it came with just 1:01 until the half, when Memphis' Riley Ferguson threw a screen pass to Darrell Henderson for 46 yards and the touchdown, resulting in a 13-7 lead at the midway point for the Tigers.

Memphis then extended its lead to 16-7 at 1:07 in the third quarter when Jake Elliott connected on a 50-yard field goal. Later, at 11:52 in the fourth quarter, Memphis' Henderson struck again, recording a 45-yard touchdown rush, and after a two-point conversion, pushed the lead to 24-7.

Tulane reached the end zone one more time, as Cuielletto earned his first career rushing touchdown with a two-yard carry, but with just 47 seconds remaining and a failed onside kick attempt one play later, the Green Wave comeback fell short.

| Score by Quarters | 1 | 2 | 3 | 4 | Total |
|-------------------|---|----|---|---|-------|
| Memphis | 3 | 10 | 3 | 8 | 24 |
| Tulane | 0 | 7 | 0 | 7 | 14 |

| Qtr | Time | Scoring play |
|-----|-------|-------------------------------------------------------------------------------------|
| 1st | 08:39 | MEM - ELLIOTT, Jake 37 yd field goal, 14-60 6:21 |
| 2nd | 13:13 | TLN - ARDOIN, Kendall 20 yd pass from CUIELLETT, Glen (DIROCCO, Andrew kick), 10:53 |
| | 10:53 | MEM - ELLIOTT, Jake 21 yd field goal, 4-3 0:45 |
| | 01:01 | MEM - HENDERSON, D. 46 yd pass from FERGUSON, Riley (ELLIOTT, Jake kick), 5- |
| | 01:07 | MEM - ELLIOTT, Jake 50 yd field goal, 5-17 1:38 |
| 3rd | 11:52 | MEM - HENDERSON, D. 45 yd run (CRAFT, Sam rush), 4-80 1:44 |
| 4th | 00:47 | TLN - CUIELLETT, Glen 2 yd run (DIROCCO, Andrew kick), 9-80 2:56 |

| | MEM | TLN |
|----------------------------------|---------|---------|
| FIRST DOWNS | 16 | 20 |
| RUSHES-YARDS (NET) | 33-163 | 44-169 |
| PASSING YDS (NET) | 236 | 144 |
| Passes Att-Comp-Int | 34-21-1 | 30-11-1 |
| TOTAL OFFENSE PLAYS-YARDS | 67-399 | 74-313 |
| Fumble Returns-Yards | 0-0 | 0-0 |
| Punt Returns-Yards | 1-9 | 2-3 |
| Kickoff Returns-Yards | 2-49 | 3-53 |
| Interception Returns-Yards | 1-0 | 1-5 |
| Punts (Number-Avg) | 6-45.8 | 7-45.6 |
| Fumbles-Lost | 2-2 | 2-2 |
| Penalties-Yards | 7-79 | 7-62 |
| Possession Time | 27:28 | 32:32 |
| Third-Down Conversions | 4 of 14 | 4 of 16 |
| Fourth-Down Conversions | 0 of 1 | 2 of 3 |
| Red-Zone Scores-Chances | 2-2 | 2-3 |
| Sacks By: Number-Yards | 1-5 | 3-21 |

RUSHING: Memphis-DORCEUS, D. 7-81; HENDERSON, D. 9-75; POLLARD, Tony 1-11; CRAFT, Si Anthony 1-4; TAYLOR, Patrick 5-3; OGLESBY, J. 1-0; TEAM 2-minus 2; FERGUSON, Riley 5-minu Tulane-THOMPSON, Lazedrick 8-69; CUIELLETT, Glen 18-35; ROUNDS, Josh 7-33; HILLIARD, D MOONEY, Darnell 2-14; TEAM 1-minus 3.

PASSING: Memphis-FERGUSON, Riley 21-34-1-236. Tulane-CUIELLETT, Glen 11-30-1-144.

RECEIVING: Memphis-MAYHUE, Phil 4-74; HENDERSON, D. 4-67; MILLER, Anthony 4-32; POLLA WILLIAMS, John 2-8; DORCEUS, D. 1-18; MONTIEL, Daniel 1-9; OGLESBY, J. 1-4; TAYLOR, Patri Tulane-MOONEY, Darnell 4-45; ENCALADE, Terren 3-47; HILLIARD, Dontrell 1-28; ARDOIN, Keni ROUNDS, Josh 1-10; THOMPSON, Lazedrick 1-minus 6.

INTERCEPTIONS: Memphis-COOK, Jonathan 1-0. Tulane-ALLEN, Richard 1-5.

FUMBLES: Memphis-WILLIAMS, John 1-1; DORCEUS, D. 1-1. Tulane-HILLIARD, Dontrell 2-2.



Game 7 • Tulane 27 - Tulsa 50

H.A. Chapman Stadium • Tulsa, Okla.

Oct. 22 • 22,349 Attendance

Tulane football hit a major road bump on Saturday in Tulsa, falling to the Golden Hurricane, 50-27. The Green Wave were susceptible to the big play all afternoon, as Tulsa recorded 30+ yard plays on all but two of its scoring drives.

Despite the defeat, running backs Dontrell Hilliard and Josh Rounds each recorded career days. Hilliard notched his fourth multi-touchdown game of his career, garnering a career best 124 yards on the ground. Meanwhile, Rounds earned a career best 166 yards, including a career long 84-yard carry. Round's day marked the first 150+ yard rushing performance since Sherman Badie's 215 yards at Tulsa two years ago.

After the Golden Hurricane (5-2, 2-1 American Athletic Conference | West) struck on their first possession, Tulane (3-4, 0-3 The American | West) quickly retaliated via Hilliard, who exploded on the ensuing drive, carrying the ball four times for 51 yards, including one run of 31 yards.

Tulsa then responded by recording 31 unanswered points, accumulating 323 yards by halftime, before ultimately finishing with 566 total yards on the game.

The Green Wave's offense began to churn late in the second half but by then it was too little, too late. Rounds, Hilliard and Lazedrick Thompson combined for 70 yards on the ground on the Wave's third quarter nine-play scoring drive which was capped by a Thompson five-yard touchdown run. Then, just a few minutes later, Tulane's Robert Kennedy recovered a Tulsa fumble, which led to a 30-yard touchdown carry by Hilliard.

The Golden Hurricane tacked on 12 more points before Rounds rounded out the Green Wave's scoring with a touchdown late in the fourth quarter, bringing the final score to 50-27.

| Score by Quarters | 1 | 2 | 3 | 4 | Total |
|-------------------|----|----|----|----|-------|
| Tulane | 7 | 0 | 13 | 7 | 27 |
| Tulsa | 14 | 17 | 9 | 10 | 50 |

Qtr Time Scoring play

| | | |
|-----|-------|------------------------------------------------------------------------------|
| 1st | 12:47 | TLS - LUCAS, K. 11 yd pass from EVANS, D. (JONES, R. kick), 10-75 2:13 |
| | 07:25 | TLN - HILLIARD, Dontrell 6 yd run (DIROCCO, Andrew kick), 5-56 2:08 |
| | 05:24 | TLS - ATKINSON, J. 49 yd pass from EVANS, D. (JONES, R. kick), 6-75 2:01 |
| 2nd | 12:03 | TLS - BREWER, D. 5 yd pass from EVANS, D. (JONES, R. kick), 3-6 1:12 |
| | 07:05 | TLS - JONES, R. 20 yd field goal, 9-80 3:10 |
| | 03:42 | TLS - FLANDERS, J. 6 yd run (JONES, R. kick), 8-52 2:24 |
| 3rd | 08:54 | TLS - SIMON, R. 16 yd run (JONES, R. kick), 7-80 1:59 |
| | 02:10 | TLN - THOMPSON, Lazedrick 5 yd run (DIROCCO, Andrew kick), 9-70 3:04 |
| | 00:04 | TLN - HILLIARD, Dontrell 30 yd run (CUIELLETTE, Glen pass intcpt), 3-38 1:16 |
| | 00:04 | TLS - WHITFIELD, M. PAT return |
| 4th | 12:32 | TLS - FLANDERS, J. 30 yd run (JONES, R. kick), 6-72 2:28 |
| | 07:24 | TLS - JONES, R. 27 yd field goal, 5-41 2:58 |
| | 05:07 | TLN - ROUNDS, Josh 1 yd run (DIROCCO, Andrew kick), 5-90 2:12 |

| | TLN | TLS |
|----------------------------|---------|---------|
| FIRST DOWNS | 15 | 29 |
| RUSHES-YARDS (NET) | 49-355 | 58-330 |
| PASSING YDS (NET) | 37 | 236 |
| Passes Att-Comp-Int | 19-3-0 | 23-14-0 |
| TOTAL OFFENSE PLAYS-YARDS | 68-392 | 81-566 |
| Fumble Returns-Yards | 0-0 | 0-0 |
| Punt Returns-Yards | 1-0 | 2-0 |
| Kickoff Returns-Yards | 4-86 | 2-16 |
| Interception Returns-Yards | 0-0 | 0-0 |
| Punts (Number-Avg) | 7-45.7 | 4-43.5 |
| Fumbles-Lost | 3-1 | 2-2 |
| Penalties-Yards | 9-85 | 6-36 |
| Possession Time | 27:37 | 32:23 |
| Third-Down Conversions | 6 of 17 | 8 of 15 |
| Fourth-Down Conversions | 1 of 2 | 0 of 0 |
| Red-Zone Scores-Chances | 3-5 | 6-7 |
| Sacks By: Number-Yards | 1-3 | 4-30 |

RUSHING: Tulane-ROUNDS, Josh 15-166; HILLIARD, Dontrell 12-124; THOMPSON, Lazedrick 7-66; BRANT Johnathan 2-7; BADIE, Sherman 4-4; CUIELLETTE, Glen 9-minus 12. Tulsa-FLANDERS, J. 22-190; SIMON, I 9-78; BREWER, D. 18-61; TAYLOR, R. 2-6; JOHNSON, K. 1-2; TAYLOR, C. 2-1; TEAM 1-minus 2; EVANS, D 3-minus 6.

PASSING: Tulane-CUIELLETTE, Glen 3-19-0-37. Tulsa-EVANS, D. 14-23-0-236.

RECEIVING: Tulane-MOONEY, Darnell 1-19; DACE, Larry 1-15; ENCALADE, Terren 1-3. Tulsa-ATKINSON, J. 7-142; LUCAS, K. 3-67; HOBBS, J. 2-17; BREWER, D. 2-10.

INTERCEPTIONS: Tulane-None. Tulsa-None.

FUMBLES: Tulane-CUIELLETTE, Glen 2-0; MOONEY, Darnell 1-1. Tulsa-EVANS, D. 1-1; WADLEY, K. 1-1.