



# TULANE FOOTBALL

## 2016 GAME NOTES



Tulane Athletics Communications

James W. Wilson Jr. Center | Ben Weiner Drive | New Orleans, LA 70118  
TulaneGreenWave.com | Facebook: Tulane Football | Twitter: @GreenWaveFB & @CoachWEFritz  
Contact: Scottie Rodgers • 504-491-7610 (cell) • srodger1@tulane.edu

### Game 7

## TULANE (3-3, 0-2 The American) at TULSA (4-2, 1-1 The American)



Oct. 22, 2016 • 2:45 p.m. (CST)/3:45 p.m. (EST) • Broadcast: ESPNU  
Skelly Field at H.A. Chapman Stadium (30,000) • Tulsa, Okla.



### GAME INFORMATION

**Broadcast:** ESPNU

**Talent:** Eamon McAnaney (play-by-play),  
John Congemi (analyst)

**Radio:** Fox Sports AM 1280 New Orleans

**Talent:** Todd Graffagnini (play-by-play),  
Steve Barrios (analyst), Gus Kattengell (sideline)

**Mobile App:** TuneIn App

**Live Stats:** TulaneGreenWave.com

**Twitter Updates:** @GreenWaveFB

**The Series:** Tulsa leads, 10-2

**Tulsa, Okla.:** Tulsa leads, 5-2

**New Orleans:** Tulsa leads, 4-2

**At Neutral Sites:** Tulsa leads, 1-0

**First Meeting:** Nov. 9, 1968

Tulane 25, Tulsa 15 | New Orleans, La.

**Last Meeting:** Nov. 27, 2015

Tulsa 45, Tulane 34 | New Orleans, La.

**Streak:** Tulsa W2

### Tulane (3-3, 0-2 The American | West)

**Rankings:** None

**Head Coach:** Willie Fritz (Pittsburg State, 1983)

**Career Record :** 196-77-1/24th year

**Tulane Record:** 3-3/1st Year

**Record vs. Tulsa:** 0-0

### Tulsa (4-2, 1-1 The American | West)

**Rankings:** None

**Head Coach:** Philip Montgomery  
(Tarleton State, 1995)

**Career Record:** 10-9/2nd year

**Tulsa Record:** Same

**Record vs. Tulane:** 1-0

### Tulane Coaching Staff

**On the Field:**

Willie Fritz	Head Coach
Alex Atkins	Asst. Head Coach/Offensive Line
Doug Ruse	Offensive Coordinator/QBs
Jamaal Fobbs	Running Backs
Kevin Peoples	Defensive Line
Michael Mutz	Linebackers
Jeff Conway	Wide Receivers
Chris Hampton	Defensive Backs
Derrick Sherman	Offensive Assistant
Johnny Jernigan	Defensive Assistant
Chris Couch	Special Teams Assistant
Jordy Joseph	Offensive GA

**In the Press Box:**

Jack Curtis	Defensive Coordinator/Safeties
Slade Nagle	Tight Ends
Brandon Bailey	Defensive GA
Mack Helms	Offensive GA
Walker Ashburn	Defensive GA

### STORYLINES

- Tulane (3-3, 0-2 American Athletic Conference | West) looks to rebound from a tough home loss and get back on the winning track in its road contest at Tulsa (4-2, 1-1 The American | West).

- The Green Wave are serving as a homecoming opponent for the second time this season. The first time, Tulane played spoiler defeating UMass 31-24.

- Tulane is seeking its fourth conference win since joining The American and its first on the road since a 31-24 victory at Houston on Nov. 8, 2014.

- Tulane and Tulsa met in both teams' first game as members of the American Athletic Conference. That game was one proved to be a thriller as the Golden Hurricane snagged a 38-31 victory in double overtime at home on Aug. 28, 2014.

- The last time the Green Wave boasted a winning record in conference play was during the 2013 season with a 5-3 mark in the school's final season in Conference USA.

- Defense remains the mainstay this season as the Olive and Blue leads The American and ranks tied for fourth in the nation in turnover margin (+8, 1.33 per game).

- Tulane is ranked third in The American and 20th in the nation in total defense (324.0 yards per game).

- On the offensive side of the ball, the Green Wave have had 13 different players attempt a rush and nine different players catch a pass through six games.

- Tulane is averaging 4.6 yards per rush and 12.7 yards per pass completion.

- The triple-option ground attack has been foundation of the offense. The Wave enter the week ranked 22nd in the nation in rushing offense at 233.7 yards per game.

- Tulane has passed for more than 130 yards in four of its six games so far, including the last three in a row.

- All six of the Wave's passing touchdowns have come in the last three games with four coming in the thrilling, four-overtime victory over UL Lafayette.

### 2016 SCHEDULE / RESULTS

	<b>Sept. 1 at Wake Forest (Thursday)</b> ACCN EXTRA/ESPN3 BB&T Field   Winston-Salem, N.C.   Series History: Tulane leads, 2-1	<b>L, 7-3</b>
	<b>Sept. 10 SOUTHERN</b> ESPN3 Yulman Stadium   New Orleans, La.   Series History: Tulane leads, 2-0	<b>W, 66-21</b>
	<b>Sept. 17 NAVY*</b> American Sports Network/ESPN3 Yulman Stadium   New Orleans, La.   Series History: Tulane leads, 11-9-1	<b>L, 21-14</b>
	<b>Sept. 24 UL LAFAYETTE</b> ESPN3 Yulman Stadium   New Orleans, La.   Series History: Tulane leads, 22-6	<b>W, 41-39 (4 OT)</b>
	<b>Oct. 1 at UMass</b> American Sports Network/ESPN3 McGuirk Alumni Stadium   Amherst, Mass.   Series History: Tulane leads, 1-0	<b>W, 31-24</b>
	<b>Oct. 14 MEMPHIS*</b> ESPNU Yulman Stadium   New Orleans, La.   Series History: Memphis leads, 21-11-1	<b>L, 24-14</b>
	<b>Oct. 22 at Tulsa</b> ESPNU H.A. Chapman Stadium   Tulsa, Okla.   Series History: Tulsa leads, 10-2	<b>2:45 PM CT</b>
	<b>Oct. 29 SMU* (Homecoming)</b> ESPN3 Yulman Stadium   New Orleans, La.   Series History: Tulane leads, 13-9	<b>3 PM CT</b>
	<b>Nov. 5 at UCF*</b> TBA Bright House Networks Stadium   Orlando, Fla.   Series History: UCF leads, 5-2	<b>TBA</b>
	<b>Nov. 12 at Houston*</b> TBA TDECU Stadium   Houston, Texas   Series History: Houston leads, 15-5	<b>TBA</b>
	<b>Nov. 19 TEMPLE*</b> TBA Yulman Stadium   New Orleans, La.   Series History: Temple leads, 2-1	<b>TBA</b>
	<b>Nov. 26 at UConn*</b> TBA Pratt & Whitney Stadium at Rentschler Field   Storrs, Conn.   Series History: Tied, 1-1	<b>TBA</b>



Tulane Football



@GreenWaveFB / @CoachWEFritz



TulaneGreenWave.com



## Media Information

### POSTGAME POLICIES

For home games, Tulane's postgame interviews takes place in the squad room, located on the second floor of the James W. Wilson Athletics Center. Media can access the squad room through the west rear entrance of the Wilson Center. The visitor's locker room is located at the northwest end of Yulman Stadium. The athletics communications contact of the visiting school will establish admittance policies to the visiting locker room.

Head coach **Willie Fritz** and requested players will be available postgame approximately 10 minutes after each game. Tulane's locker room is closed.

### RELEASE INFORMATION

Releases are distributed via e-mail to the media and are also available on [TulaneGreenWave.com](http://TulaneGreenWave.com). Stats are available via e-mail or the website. Requests for this information can be made by contacting **Scottie Rodgers**, Associate Athletics Director, Strategic Communications at (504) 491-7610 or by email at [srodger1@tulane.edu](mailto:srodger1@tulane.edu).

### INTERVIEW REQUESTS

All interview requests for student-athletes, coaches and administrators should be made with **Scottie Rodgers**.

### WEEKLY NEWS CONFERENCE

The Tulane football weekly news conference with head coach **Willie Fritz** takes place on Tuesdays throughout the season at 1 p.m. in the Jill H. and Avram A. Glazer Family Club in Yulman Stadium.

### THE WILLIE FRITZ RADIO SHOW

**Willie Fritz'** Radio Show takes place on Wednesdays throughout the season at Manning's (519 Fulton St.) from 7-8 p.m. The show is hosted by **Todd Graffagnini** on Tulane's flagship station, Fox Sports AM 1280 New Orleans.

The show features a call-in format and fans are also urged to submit questions via [@GreenWaveFB](https://twitter.com/GreenWaveFB) on Twitter. The call-in number is **1-855-325-7877**.

### TULANE FOOTBALL WITH HEAD COACH WILLIE FRITZ

Inside Tulane Football with Head Coach **Willie Fritz** airs Sundays at 11:30 p.m. throughout the season on WWL-TV.

### 2016 RADIO NETWORK AFFILIATES

*Fox Sports 1280 AM	New Orleans, La.
KANE 1240 AM	New Iberia, La.
KXZZ 1580 AM	Lake Charles, La.
KKGB 101.3 FM	Lake Charles, La.
KMLB 540 AM	Monroe, La.
WSLA 1560 AM	Slidell/New Orleans, La.
WRBH 88.3 FM	New Orleans, La.

*\*Flagship station*

### COLLEGEPRESSBOX.COM

CollegePressBox.com is the official media website for American Athletic Conference football and the media home for information on every Division I team and conference. Access and download weekly game notes, quotes, statistics, media guides, photos and more for the conference and each of its 12 member schools throughout the season. Login information will be distributed to accredited media or you can apply for a password by sending an e-mail to [password@collegepressbox.com](mailto:password@collegepressbox.com).

### SERIES NOTES:

- Saturday's game marks the 13th meeting between Tulane and Tulsa. Both schools are private universities with Tulsa having the smallest enrollment (3,473) among all NCAA Football Bowl Subdivision schools.
- The Golden Hurricane have won all five games in the all-time series played in Tulsa, Okla.
- Outside of the victory in the first game in the all-time series, the Green Wave's only other win over Tulsa was a 14-7 win on Oct. 26, 2013 in New Orleans.

### SCOUTING THE GOLDEN HURRICANE:

- Tulsa (4-2, 1-1 The American | West) is coming off a 38-31 loss at Houston on Oct. 15.
- Tulsa trailed by 14 twice against Houston, 17-3 and 31-17, and both times came back to tie the game. Trailing 38-31, Tulsa took possession with 1:21 remaining, and traveled to the one-yard line, but failed to reach the end zone on 2nd-and-goal from the two-yard line.
- Senior quarterback **Dane Evans** threw for a season-high 365 yards at Houston to move into second place on the school's career passing chart with 9,832 yards.

### TULANE VS. THE AMERICAN:

- Saturday's game at Tulsa marks the school's 19th game in football as a member of the American Athletic Conference. The Green Wave hold a 3-15 record for their first two-plus seasons in the conference.
- Tulane's last victory over a conference opponent was a 45-31 win over UCF on Oct. 3, 2015.

### WHO TO WATCH:

- 2014 First-Team Freshman All-America cornerback **Parry Nickerson**, who grabbed six interceptions to lead the nation among rookies, returns to anchor Tulane's defensive backfield.
- Two First-Team American Athletic Conference honorees from a year ago are back with the Green Wave for their senior seasons in linebacker **Nico Marley** and defensive tackle **Tanzel Smart**.
- Prior to the season, several Green Wave were named to preseason watch lists: Smart (Outland Trophy, Bednarik Award and Senior Bowl), junior running back **Dontrell Hilliard** (Doak Walker Award), senior tight end **Marshall Wadleigh** (Wuerffel Trophy) and senior offensive lineman **Chris Taylor** (Outland Trophy).

### WELCOME BACK:

- Back on the field for the Green Wave this season are redshirt senior offensive lineman **Kenneth Santa Marina** and redshirt junior tight end **Sergio Medina**, both of whom redshirted the entire 2015 season. Redshirt sophomore wide receiver **Terren Encalade** also returns after missing the final 10 games of the season and also earning a redshirt.

### NEW NUMBERS:

- A handful of Tulane players switched numbers in the offseason.
- Senior linebacker **Nico Marley** changed from 20 to 2.
- Sophomore punter **Enrique Carresquero** changed from 96 to 41.
- Junior deep snapper **Aaron Golub** changed from 98 to 96.

## Tulane Strategic Communications

### SCOTTIE RODGERS

Cell: 504-491-7610 • [srodger1@tulane.edu](mailto:srodger1@tulane.edu)

Associate AD/Primary Football Contact

### JOSH BATES

Cell: 504-355-6283 • [jbates3@tulane.edu](mailto:jbates3@tulane.edu)

Assistant Director/Secondary Football Contact

### KAITLIN MAHEU

Cell: 225-205-9988 • [kmaheu@tulane.edu](mailto:kmaheu@tulane.edu)

Graduate Assistant

## NEW POSITIONS:

- In addition to the few players who switched numbers this offseason, a few also switched positions.
- Junior **Trey Camissa** moved from the defensive line to tight end.
- Redshirt junior **Tristan Cooper** moved from defensive back to wide receiver.
- Redshirt junior **Jarrold Franklin** moved from linebacker to safety.
- Redshirt junior **Sergio Medina** moved from running back to tight end. Medina started his career at Tulane as a linebacker.
- Junior **Trey Scott** moved from tight end to wide receiver.
- Senior **Marshall Wadleigh** moved from running back to tight end.

## A WHOLE NEW STAFF (ALMOST):

- Upon **Willie Fritz**' arrival at Tulane, the coaching staff went through radical changes, but two names may ring a bell. **Walker Ashburn** returns for his second season as a defensive graduate assistant, remaining as the only holdover from **Curtis Johnson**'s staff. Additionally, **Jordy Joseph** joined the staff as an offensive graduate assistant after playing quarterback for the Green Wave from 2011-15.

## THE STATE OF TULANE:

- The 2016 roster features 53 players from the state of Louisiana, including 32 players from the Greater New Orleans area. Florida has the second-most players represented on the roster with 10.
- The 2015 roster boasted 66 players from the Pelican State.

## LONG DRIVES:

- Tulane's offense has put together some long drives already this season. Only one drive of 70 yards or more did not result in points. And of those that resulted in points, only one was not a touchdown. Here's a look at the Green Wave's drives of 70 yards or more in 2016:

Game	Plays	Yards	Time of Possession	Result
Wake Forest	11	71	5:55	Downs
Southern	4	80	1:09	Touchdown
	6	76	2:28	Touchdown
Navy	8	75	4:06	Touchdown
	9	76	4:27	Touchdown
UL Lafayette	5	75	2:11	Touchdown
UMass	10	75	4:29	Touchdown
	20*	85*	8:32*	Field Goal
	7	84	3:35	Touchdown
	8	75	4:05	Touchdown
Memphis	9	80	2:56	Touchdown

\*Longest drive in terms of plays, yards and time of possession.

## LOUISIANA CONNECTION:

- A new dynamic duo has emerged with the Green Wave this season between two redshirt sophomores, quarterback **Glen Cuiellette** and wide receiver **Terren Encalade**. The former roommates from freshman year have reconnected on the field over team's last three games.
- Cuiellette has thrown for six scores so far this season and four of them have been to Encalade. Three of those came in the four-overtime thriller against UL Lafayette on connections of 34, 25 and 7 yards. The fourth was a 36-yarder in the win at UMass.

## DEFENSIVELY SPEAKING:

- Tulane has earned an interception in three straight games and in four of its six games this season.
- The Green Wave have logged a forced fumble and fumble recovery in five straight games.
- Tulane's nine fumble recoveries are tied for third in the nation with Tennessee and Marshall. Washington leads the FBS with 12.

## HOLDING THE CORNER:

- Redshirt junior cornerback **Parry Nickerson** is picking up where he left off in 2014 with two interceptions so far this season.
- Nickerson enters the week ranked tied for first nationally with 1.8 total passes defended per game with Oklahoma's **Jordan Thomas** and Indiana's **Rashard Fant**. He has recorded 11 total passes defended (nine pass breakups and two interceptions).
- Nickerson enters the week ranked tied for 57th nationally with his two picks and is second in the nation in interception return yards (133) behind Western Michigan's **Darius Phillips** who has 155 interception return yards from his two interceptions.
- His 96-yard interception return for a touchdown vs. Southern was the first pick-six of his collegiate career.

## HONORS:

- Reshirt junior RB **Sherman Badie** was named American Athletic Conference Special Teams Player of the Week on Sept. 12 for his performance in the win over Southern. Badie had 175 all-purpose yards, including 135 on kickoff returns highlighted by an 86-yard kickoff return for a touchdown.
- Redshirt junior CB **Parry Nickerson** was named HERO Sports' Football Bowl Subdivision Defensive HERO of the Week on Sept. 14 for his 96-yard interception return for a touchdown in the win over Southern.
- Junior PK **Andrew DiRocco** was named Special Teams Player of the Week by the American Athletic Conference and Louisiana Sports Writers Association and one of three Stars of the Week by the Lou Groza Collegiate Placekicker Award on Sept. 26 for making a career-high four field goals, including a career-high 48 yarder, and connecting on all three PAT attempts in the win over UL Lafayette.
- Senior LB **Nico Marley** was named Co-Defensive Player of the Week recognition by the Louisiana Sports Writers Association on Sept. 26 for 11-tackle effort to go along with 1.0 sacks, 3.0 tackles for loss and one forced fumble in the win over UL Lafayette.

## TULANE IN THE NFL:

- A total of 10 former Tulane players are currently on NFL teams with nine on active rosters – **Orleans Darkwa** (RB, New York Giants), **Lorenzo Doss** (CB, Denver Broncos), **Matt Forte** (RB, New York Jets), **Ryan Grant** (WR, Washington Redskins), **Ryan Griffin** (QB, Tampa Bay Buccaneers), **Rob Kelley** (RB, Washington Redskins), **Dezman Moses** (LB, Kansas City Chiefs), **Cairo Santos** (PK, Kansas City Chiefs) and **Julius Warmesley** (DE, Miami Dolphins) – and one on a practice squad – **Taurean Nixon** (CB, Denver Broncos).

## GAME-BY-GAME NOTES:

### Memphis

- Tulane held its opponent to a field goal or less in the first quarter four times through its first six games.
- A first-quarter sack on Memphis's opening drive was DE **Ade Aruna**'s second on the season and sixth of his career.
- In the first quarter, CB **Parry Nickerson** notched both a forced fumble and fumble recovery on the same play, resulting in his first on the season and third in his career in both categories.
- In just the first half, Nickerson matched his career high of three pass breakups, a record set at Wake Forest on Sept. 1.
- TE **Kendall Ardoin** notched his first touchdown of the year and the third of his career in the second quarter on a 20-yard pass, the longest reception of his career.
- The touchdown to Ardoin was the sixth career passing touchdown for QB **Glen Cuiellette**, who has now thrown touchdown passes in three straight games.





# Green Wave Game Notes

- Cuiellette scored his first career rushing touchdown on a two-yard carry with 0:47 left in the game.
- WR **Darnell Mooney** and WR **Terren Encalade** have receptions in three straight games.
- NT **Sean Wilson** recorded the first multi-sack game of his career with his second and third sacks of the season.
- NB **Richard Allen** grabbed his first career interception in the third quarter.
- LB **Rae Juan Marbley** tied a career high in tackles with six, dating back to the UConn game last November.
- P **Zachary Block** booted a career-long, 59-yard punt in the fourth quarter.
- LB **Nico Marley** forced his second fumble of the season and fifth of his career in the fourth quarter. The ball was recovered by Aruna for his second career fumble recovery.
- DT **Eldrick Washington** carried out the No. 18 Flag in honor of former Green Wave player **Devon Walker**.
- Game captains were Encalade, Wilson, redshirt senior OT **Todd Jacquet** and senior LB **Casey Spinelli**.

## UMass

- Trailing 14-0, Tulane scored 24 unanswered points to eventually claim the 31-24 victory. It marked the biggest come-from-behind win for the Wave in the post-Katrina era, previously topping the 17-16 victory at Army, down 10-0, on Oct. 3, 2009.
- The Green Wave move to above .500 through the first five games of a season for the first time since 2013 and just the fourth time since the 2000 season (2000, 2003, 2013, 2016).
- With a 3-1 non-conference record, it marks the Wave's the first winning non-conference record since finishing 2-1 in 2004 and most non-conference wins since going 5-0 in 1998.
- Tulane's victory at UMass was their first win this season when trailing at half.
- The win at UMass was the first road victory since a 34-31 triumph at Army on Nov. 14, 2015.
- Tulane recorded its longest scoring drive of the season in plays, yardage and time of possession, when PK **Andrew DiRocco** connected on a 22-yard field goal in the second quarter. Wave went 85 yards in 20 plays, spanning 8:32.
- RB **Dontrell Hilliard**'s first quarter 11-yard touchdown run was his fifth rushing touchdown of the season and 14th of his career.
- FS **Jarrod Franklin** recorded his second interception of his career and first of 2016 in the second quarter off a 28-yard pass in Tulane's own territory.
- On UMass' opening drive of the third quarter, DT **Tanzel Smart** recorded his first forced fumble of 2016 and the third of his career. Franklin then earned his first fumble recovery of the season and second of his career.
- QB **Glenn Cuiellette**'s 36-yard touchdown pass to WR **Terren Encalade** in the third quarter respectively marked a career long pass and reception for the duo. It also marked Cuiellette's fifth touchdown pass this season and Encalade's fourth touchdown reception.
- Encalade set a new career high in receiving yards with 125. Also tied his career high in receptions with seven – thus marking the second straight week with seven receptions.
- Tulane's third-quarter touchdown drive, which began from a forced fumble recovery, marked the fourth touchdown this season resulting from a defensive takeaway from the previous drive.
- RB **Lazedrick Thompson**'s 19-yard touchdown run in the third quarter marked his third rushing touchdown of the season and eighth of his career. The 19-yard carry also marked a new season long.

- The Green Wave went 3-for-4 on fourth down conversions, successfully achieving a conversion in each the first and second quarter. Tulane moves to 9-for-16 on fourth downs this season.
- WR **Chris Johnson** recorded his first career collegiate catch late in the fourth quarter, reeling in an 18-yard reception.
- RB **Josh Rounds**' 10-yard touchdown run in the fourth quarter was his fourth rushing touchdown of the season and fifth of his career. Also earned a season best in carries (16) and yardage (77).
- With rushing touchdowns from Rounds, Thompson and Hilliard, it marked the second time this season that trio all recorded a rushing touchdown in a game, previously achieving the feat against Southern on Sept. 10.
- WR **Darnell Mooney** tied his career high in receptions with three. Mooney netted three in the quadruple overtime victory over UL Lafayette.
- CB **Donnie Lewis, Jr.** carried out the No. 18 Flag in honor of former Green Wave player **Devon Walker**.
- Game captains were Hillard, senior NB **Richard Allen**, redshirt junior DE **Ade Aruna** and redshirt sophomore TE **Kendall Ardoin**.

## UL Lafayette

- The game marked the first four-overtime game in program histories for both teams.
- It was the first overtime game ever played in Yulman Stadium.
- It was the first overtime game this season and the first overtime game for Tulane since 38-31 loss in double overtime to Tulsa on Aug. 28, 2014.
- It was the first overtime win since topping East Carolina 36-33 in three overtimes on Oct. 12, 2013.
- Tulane scored all four of its touchdowns in the air after entering the game without a passing touchdown this season.
- The Green Wave tallied 11 tackles for loss in the game, hitting double-digits in the category for the first time since making 10 at Army in 2015.
- QB **Glen Cuiellette** threw four touchdown passes for the first time since **Jordy Joseph** completed the 2015 season with with four touchdown passes against Tulsa. Cuiellette had a career day throwing for 165 yards and four touchdowns.
- WR **Terren Encalade** was the first player to catch three touchdown passes in a game since **Roydell Williams** did so against UAB on Oct. 23, 2004.
- Encalade and Cuiellette combined for their first career touchdown, as the 34-yard pass was the first passing touchdown for Cuiellette and the catch was Encalade's first scoring catch.
- Encalade posted his first 100-yard receiving game with 103 yards. He also set career highs with three touchdown receptions, two of which came in overtime, and seven receptions.
- LB **Nico Marley** made 11 tackles in the game, reaching double figures in the category for the eighth time in his career. Marley's first-quarter sack was the third of the season. He has 6.5 in his career.
- DT **Tanzel Smart** finished the game with a career-best 10 tackles, his first game with double-digit tackles.
- DE **Peter Woullard** recovered the second fumble of his career, making it back-to-back games with a fumble recovery. Woullard made it back-to-back games with a sack, as well, and he has two in his career. He made the start at defensive end, the first start of his career.
- DE **Quinlan Carroll** finished with a career-high six tackles and made the first sack of his career in the second quarter, he made it the first multi-sack game of his career with another to start the fourth quarter.
- Tulane tallied four sacks (Marley, Carroll, Smart and Woullard) in the first half topping its previous single-game season high of three. The Green Wave entered the game with five sacks on the year and finished with five sacks in the game.

- PK **Andrew DiRocco** made a career-high four field goals, hitting a career-long 48-yarder to force a fourth overtime. He also connected from 22, 35 and 20 yards. DiRocco's four field goals was the first time a Tulane player has hit four since **Cairo Santos** made four against East Carolina on Oct. 12, 2013.

- Tulane allowed a blocked punt for the first time since the Army game in 2015 when P **Zachary Block**'s punt was blocked in the third quarter.

- NB **Richard Allen** recovered a fumble for the first time this season as he fell on a muffed punt in the third quarter.

- WR **Darnell Mooney** recorded his first collegiate stats as he had a four-yard rush in the second quarter and 19-yard reception in the fourth. He also scored the first touchdown of his career, grabbing 25-yard pass in the second overtime.

- CB **Parry Nickerson** made his second interception of the season in the second quarter.

- CB **Donnie Lewis, Jr.** finished with a career-best eight tackles. He made the first interception of his career in the second quarter, returning it 12 yards.

- QB **Johnathan Brantley** made his second-straight start at quarterback.

- Marley carried out the No. 18 Flag in honor of former Green Wave player **Devon Walker**.

- Game captains were Encalade, Smart, RT **John Leglue** and SS **Roderic Teamer**.

## Navy

- Tulane held Navy scoreless in the first quarter, marking the second time this season (at Wake Forest) that the Green Wave have not allowed their opponent to score in the opening quarter.

- For the first time in his head coaching career, **Willie Fritz** lost a game when his team was +2 or better in turnover margin.

- LB **Nico Marley** notched the first game of his career with multiple sacks finishing with two against Navy for 13 yards lost. Marley's 14 tackles made it the seventh game of his career with 10+ tackles.

- RB **Josh Rounds** scored Tulane's first touchdown, totaling 52 yards on five carries on the scoring drive.

- DE **Peter Woullard** recorded his first career sack. He entered the game with one career tackle and finished the Navy game with five. Woullard's fourth quarter fumble recovery was the first of his career.

- FS **Jarrold Franklin** forced a fumble for the first time this season. On the same play, DE **Ade Aruna** recovered a fumble for the first time in his career.

- SS **Roderic Teamer** made a career-high eight tackles.

- CB **Donnie Lewis, Jr.**, tallied multiple pass breakups in a game for the second time in his career.

- QB **Johnathan Brantley**, NT **Braynon Edwards** and DT **Eldrick Washington** and DE **Quinlan Carroll** all made their first career starts.

- DT **Tanzel Smart** carried out the No. 18 Flag in honor of former Green Wave player **Devon Walker**.

- Game captains were seniors Marley, Rounds, redshirt senior LT **Todd Jacquet** and senior TE **Marshall Wadleigh**.

## Southern

- The win over Southern marked Tulane's first victory in a home opener since defeating Jackson State, 34-7, on Aug. 31, 2013.

- The Green Wave have scored 30 or more points in three of its last five games with two resulting in wins – 34-31 at Army on Nov. 14, 2015 and 66-21 vs. Southern on Sept. 10, 2016.

- The last time Tulane scored 60+ points in a game was 63 against Louisiana Tech on Nov. 26, 1998.

- The last time Tulane scored 40+ points in a home opener was a 47-33 victory over Southeastern Louisiana on Sept. 3, 2011.

- Tulane's 66 points scored are the most in Yulman Stadium history, topping the 45 points scored by Tulane vs. UCF on Oct. 3, 2015 and the 45 points scored by Tulsa vs. Tulane on Nov. 17, 2015.

- Tulane's 437 total rushing yards mark the first time the Green Wave have rushed for more than 400 yards since totaling 407 against VMI on Sept. 29, 1973. The 437 yards rank as the third-highest, single-game total in program history.

- The one-yard, first-quarter touchdown run by RB **Dontrell Hilliard** marked the third-consecutive game in which Tulane scored on the opening drive.

- DT **Tanzel Smart**'s first-quarter fumble recovery was the second of his career with the other one coming at Georgia Tech on Sept. 12, 2015.

- LB **Nico Marley**'s first-quarter interception was the fourth of his career. Marley snared one interception in each of his first three seasons.

- Hilliard recorded the third multi-touchdown game of his career (two vs. Maine on Sept. 19, 2015 and two at Memphis on Oct. 31, 2015) and his first game with three touchdowns.

- Hilliard's 103 yards and QB **Johnathan Brantley**'s 119 yards rushing mark the first time two Tulane players ran for 100+ yards in a game since **Shaun King** (109) and **Toney Converse** (103) did so against BYU on Dec. 31, 1998. On the first play of his collegiate career, Brantley rushed for 63 yards.

- CB **Parry Nickerson**'s first-quarter interception was the seventh of his career. His 96-yard interception return for a touchdown was four yards short of the school record of 100 yards by **David Herbert** on Sept. 25, 1971. Herbert's return also went for a touchdown.

- The last time Tulane had an interception return for a touchdown was at Florida Atlantic on Nov. 2, 2013 on a 69-yard pick six by **Lorenzo Doss**.

- RB **Sherman Badie**'s first-quarter, 86-yard kickoff return for a touchdown was the first for Tulane since **Jeremy Williams** ran a kickoff back 88 yards for a touchdown vs. UTEP on Nov. 7, 2009. It was Badie's first kickoff return for a touchdown and the longest kickoff return of his career.

- RB **Lazedrick Thompson** recorded the first multi-touchdown game of his career after an 11-yard rushing score in the second quarter and a nin-yard run in the third.

- LB **Zachery Harris** made the first start of his career.

- Nickerson carried out the No. 18 Flag in honor of former Green Wave player **Devon Walker**.

- Game captains were seniors Thompson, CB **Richard Allen**, WR **Larry Dace III** and LB **Eric Thomas**.

## Wake Forest

- Prior to the season starting, Tulane was the lone Division I program that did not have a quarterback on its roster who had not thrown a pass. QB **Glen Cuiellette** put that to rest in his first start, as the product from Mandeville went 12-for-23 for 134 yards. He also rushed 22 times for 54 yards.

- CB **Parry Nickerson** recorded a career-best three pass breakups.

- WR **Larry Dace III** notched a career-best four receptions for 38 yards.

- DT **Tanzel Smart** posted his second-consecutive game with multiple tackles for loss, as he notched 2.0 at Wake Forest. He had 2.0 against Tulsa in the 2015 season finale.

- The opening-drive score marked the second-consecutive game in which Tulane scored on the opening drive as the team notched a touchdown in the opening drive against Tulsa in the season finale last year.

- OG **Leeward Brown**, QB **Glen Cuiellette** and DT **Robert Kennedy** made their first career starts.



# Green Wave Game Notes

- Ten true freshmen in QB **Darius Bradwell**, S **Will Harper**, WR **Chris Johnson**, DB **Sean Harper**, DB **P.J. Hall**, LB **Lawrence Graham**, LB **Larry Bryant**, DS **Geron Eatherly**, WR **Darnell Mooney** and WR **D.J. Owens** made their collegiate debuts at Wake Forest. Brown also made his collegiate debut.

- TE **Marshall Wadleigh** carried out the No. 18 Flag in honor of former Green Wave player **Devon Walker**.

- Game captains were senior Marley, Smart, Taylor and senior WR **Devon Breaux**.

## DID YOU KNOW:

- Junior linebacker **Nico Marley** is the son of **Rohan Marley** (former linebacker at Miami (Fla.)) and the grandson of the legendary reggae musician, **Bob Marley**.

- Redshirt junior wide receiver **Devon Breaux** is a two-sport athlete who earned national acclaim in 2014 as a member of the Green Wave's track & field team. Breaux became the first Tulane male track & field student-athlete to qualify for the NCAA Championships in the long jump after posting a mark of 7.56 meters during the NCAA East Regionals. He then notched a 7.44 meter jump at the NCAA Championships in the long jump to earn Honorable Mention All-America status. Breaux is back playing football this fall after taking the spring off.

- Redshirt sophomore wide receiver **Terren Encalade**'s brother, Terrell, plays defensive end at Nicholls after starting his collegiate career at Langston University in Oklahoma.

- Sophomore deep snapper **Aaron Golub** is a true testament to never giving up the pursuit of your dreams. Golub, who was rated a four-star recruit by RubioLongSnapping.com, is legally blind with no sight in his right eye and limited vision in his left.

- **Tristan Cooper**'s father, **Ron Sr.**, has been the head coach at Eastern Michigan (1993-94), Louisville (1995-97) and Alabama A&M (1998-2001). He is presently the assistant head coach at FIU serving as defensive coordinator and linebackers coach.

## Tulane in The American/NCAA Rankings

Category	Avg.	AAC	NCAA
Rushing Offense	233.7	3rd	22nd
Rushing Defense	141.8	5th	45th
Passing Offense	110.0	12th	126th
Passing Defense	182.2	2nd	27th
Total Offense	343.7	12th	114th
Total Defense	324.0	3rd	20th
Scoring Offense	28.2	8th	72nd
Scoring Defense	22.7	3rd	37th
Passing Efficiency Offense	102.75	12th	125th
Passing Efficiency Defense	116.81	7th	38th
Net Punting	36.28	10th	89th
Punt Returns	3.23	10th	111th
Kickoff Returns	22.71	5th	39th
Turnover Margin	1.33	1st	T-4th
Turnovers Gained	15	2nd	9th
Sacks	2.67	5th	37th
Sacks Allowed	1.83	3rd	49th
Tackles for Loss	6.2	6th	56th
Red Zone Offense	83.3	8th	68th
Red Zone Defense	94.4	11th	118th
Interceptions	6	6th	46th
Fumbles Recovered	9	1st	T-3rd
Time of Possession	33:09	2nd	21st

## Home-Away Breakdown

Category	HOME (2-2)	AWAY (1-1)
Points Per Game	33.8	17.0
Opponent Points Per Game	26.2	15.5
Rushing Yards Per Game	244.0	213.0
Opponent Rushing Yards Per Game	160.2	105.0
Passing Yards Per Game	89.5	151.0
Opponent Passing Yards Per Game	204.0	138.5
Passing (Comp-Att-Int-TD)	29-74-3-5	23-42-0-1
Opponent Passing (Comp-Att-Int-TD)	63-115-5-5	28-53-1-2
Total Offense Per Game	333.5	364.0
Opponent Total Offense Per Game	364.2	243.5
3rd-Down Conversions	11-54	13-37
Opponent 3rd-Down Conversions	25-70	11-27
4th-Down Conversions	7-11	4-9
Opponent 4th-Down Conversions	3-4	0-1
Sacks By-Yards	13-89	3-10
Opponent Sacks By-Yards	6-42	5-32
Red Zone Scores-Chances	16-18	4-6
Red Zone Touchdowns-Chances	11-18	3-6

Score by Quarters	1ST	2ND	3RD	4TH	OT	TOTAL
Tulane-HOME	28	41	24	17	25	135
Opponents-HOME	13	20	26	23	23	105
Tulane-AWAY	10	3	14	7	0	34
Opponents-AWAY	14	7	0	10	0	31

## Green Wave Facts

**Location** ..... New Orleans, La.  
**Enrollment** ..... 13,449 (Private)  
**Conference** ..... American Athletic Conference  
**Stadium** ..... Yulman Stadium  
**Capacity** ..... 30,000  
**President** ..... Michael A. Fitts  
**Director of Athletics** ..... Troy Dannen  
**Ticket Information** ..... 800-488-5252

## Green Wave Social Network

**Website:**  
[TulaneGreenWave.com](http://TulaneGreenWave.com)

**Twitter:**  
[@TulaneAthletics](https://twitter.com/TulaneAthletics), [@GreenWaveFB](https://twitter.com/GreenWaveFB), [@CoachWEFritz](https://twitter.com/CoachWEFritz)

**Instagram:**  
[TulaneGreenWave](https://www.instagram.com/TulaneGreenWave/), [TulaneGreenWaveFootball](https://www.instagram.com/TulaneGreenWaveFootball/)

**Facebook:**  
[TU Green Wave](https://www.facebook.com/TU.Green.Wave/), [Tulane Football](https://www.facebook.com/TulaneFootball/)

**YouTube:**  
[TUGreenWave](https://www.youtube.com/TUGreenWave)

## TulaneGreenWave.com

*The Official Site of Tulane Athletics*

- The latest news, notes, statistics, schedules and results of Tulane Athletics
- Profiles and features on Tulane coaches and student-athletes
- Live audio broadcasts of Tulane football, basketball and baseball games
- Live streaming video of Tulane volleyball, basketball and baseball games
- On-line tickets for Green Wave athletic events
- Green Wave merchandise and Riptide Kids Club information

## Tulane University

*Founded in 1834*

- Tulane is one of the most highly regarded and selective independent research universities in the United States and is a member of the prestigious Association of American Universities.
- According to *U.S. News and World Report*, Tulane is among the top national universities in the United States, ranked 41st among the best national universities and in the top 26 for its service learning programs. Tulane is also ranked the 38th best university by high school counselors and 33rd among the best colleges for veterans.
- OnlineU ranked Tulane 10th in their list of 2015 Top Online Colleges.
- Tulane is ranked 57 in *Kiplinger's* Personal Finance 2015 list of Best Values in Private Colleges.
- *Newsweek* ranked Tulane 19th among the country's 25 "most service-minded schools."
- Tulane is ranked by the Carnegie Foundation for the Advancement of Teaching as a university with "very high research activity." Of more than 4,300 higher educational institutions rated by the foundation, Tulane remains in a prestigious category that includes only two percent of universities nationwide.
- The A.B. Freeman School of Business is highly ranked by numerous business publications. *The Princeton Review* and *Entrepreneur* magazine rank the school 14th on its list of Top Graduate Programs for Entrepreneurs. *Forbes* magazine ranks it 52nd overall and 28th among private universities; London's *Financial Times* ranks its EMBA program 64th internationally and 22nd nationally, its MBA program 61st internationally and 35th nationally and its MFN program 30th internationally and 3rd nationally; *U.S. News and World Report* ranks its undergraduate program 43rd; America Economia ranks its MBA program 20th nationally and 30th internationally; *Bloomberg Businessweek* ranks the MBA program 35th nationally.





# Green Wave Game Notes

## 2016 American Athletic Conference Standings

Team	American W-L	Pct.	Overall W-L	Pct.	Home	Away	Neutral	Streak
<b>West</b>								
Navy	3-0	1.000	4-1	0.800	3-0	1-1	0-0	W1
Memphis	2-0	1.000	5-1	0.833	4-0	1-1	0-0	W2
Houston	3-1	0.667	6-1	0.857	3-0	2-1	1-0	W1
Tulsa	1-1	0.500	4-2	0.667	3-0	1-2	0-0	L1
<b>Tulane</b>	<b>0-2</b>	<b>0.000</b>	<b>3-3</b>	<b>0.500</b>	<b>2-2</b>	<b>1-1</b>	<b>0-0</b>	<b>L1</b>
SMU	0-2	0.000	2-4	0.333	1-1	1-3	0-0	L3
<b>East</b>								
USF	3-0	1.000	6-1	0.857	4-1	2-0	0-0	W3
Temple	2-1	0.667	4-3	0.571	3-1	1-2	0-0	W1
UCF	1-1	0.500	3-3	0.600	1-2	2-1	0-0	L1
UConn	1-3	0.250	3-4	0.429	3-1	0-3	0-0	L1
East Carolina	0-2	0.000	2-4	0.333	2-1	0-3	0-0	L4
Cincinnati	0-3	0.000	3-3	0.500	2-2	1-1	0-0	L2

## Upcoming Games

### Friday, October 21

\*USF at Temple, 6 p.m. [ESPN]

*Series History: Tied, 1-1*

### Saturday, October 22

\*UCF at UConn, 11 a.m. [ESPNNews]

*Series History: UConn leads, 2-1*

\*Memphis at Navy, 2:30 p.m. [CBS Sports Network]

*Series History: Navy leads, 1-0*

\*Tulane at Tulsa, 2:45 p.m. [ESPNU]

*Series History: Tulsa leads, 10-2*

\*East Carolina at Cincinnati, 6 p.m. [CBS Sports Network]

*Series History: East Carolina leads, 12-7*

\*Houston at SMU, 6 p.m. [ESPN2]

*Series History: Houston leads, 20-10-1*

\*American Athletic Conference Game  
All Times Central

## Record When Tulane...

	Under Fritz	2016
Plays at Night	2-3	2-3
Plays During the Day	1-0	1-0
Plays at Home	2-2	2-2
Plays on the Road	1-1	1-1
Plays at Neutral Site	0-0	0-0
Plays on Grass	0-0	0-0
Plays on Turf	3-3	3-3
Scores First	1-1	1-1
Opponent Scores First	2-2	2-2
Leads After First Quarter	1-1	1-1
Trails After First Quarter	2-1	2-1
Game is Tied After First Quarter	0-1	0-1
Leads at Halftime	1-0	1-0
Trails at Halftime	1-2	1-2
Game is Tied at Halftime	1-1	1-1
Leads After Third Quarter	1-1	1-1
Trails After Third Quarter	2-2	2-2
Game is Tied After Third Quarter	0-0	0-0
In Overtime	1-0	1-0
Scores 21 or More Points	3-0	3-0
Scores 20 or Less Points	0-3	0-3
Opponent Scores 21 or More Points	3-2	3-2
Opponent Scores 20 or Less Points	0-1	0-1
Victory Margin is 7 Points or Less	2-2	2-2
Victory Margin is 8-14 Points	0-1	0-1
Victory Margin is 15-20 Points	0-0	0-0
Victory Margin is 21+ Points	1-0	1-0
Amasses 350+ Total Yards	2-0	2-0
Holds Opponent to 350 or Less Yards	2-2	2-2
Commits Less than 3 TOs	3-2	3-2
Commits 3 or More TOs	0-1	0-1
Has Less TOs than Opponent	3-1	3-1
Has More TOs than Opponent	0-0	0-0
Has Equal TOs as Opponent	0-2	0-2
Has More First Downs than Opponent	2-2	2-2
Opponent Has More First Downs	1-1	1-1
Punts Less than 7 Times	2-2	2-2
Punts 7 or More Times	1-1	1-1
Player Runs for 100 or More Yards	2-0	2-0
Opponent Player Rushes for 100 or More Yards	0-1	0-1
Player Passes for 200 or More Yards	0-0	0-0
Opponent Player Passes for 200 or More Yards	2-1	2-1





## WILLIE FRITZ

### Head Coach • First Season

#### Shawnee Mission, Kan. Pittsburg State, 1983

Tulane University Director of Athletics **Troy Dannen** formally introduced **Willie Fritz** as the school's new football head coach on Dec. 15, 2015. Fritz became the 40th head football coach in the 121-year history of the Green Wave program.

With 193 career victories, Fritz entered the 2016 season ranked the fourth active winningest head coach among coaches in the Football Bowl Subdivision, tied with Kansas State's **Bill Snyder**.

Fritz brings 33 years of collegiate experience as a football student-athlete or coach to the Green Wave. He has led his teams to six combined conference championships (one at every level he has coached) and two bowl appearances. He was also twice named the national coach of the year, including the American Football Coaches Association Football Championship Subdivision (FCS) Coach of the Year in 2011 and the Liberty Mutual Coach of the Year in 2012.

Fritz, 55, came to Tulane from Georgia Southern where he spent two seasons and led the Eagles to a combined record of 17-7, a 2014 Sun Belt Conference (SBC) title and the school's first-ever NCAA postseason bowl game with their berth in the 2015 GoDaddy.com Bowl. Georgia Southern concluded the 2015 regular season with an 8-4 overall record, including a mark of 6-2 in conference play.

Fritz led the Eagles to a 9-3 overall record and a perfect mark of 8-0 in conference play during his first season at Georgia Southern in 2014, and was named the SBC Coach of the Year. However, the school's waiver claim to allow Georgia Southern to play in a bowl despite being in the second year of the NCAA's transition period was denied.

Prior to Georgia Southern, Fritz served as head coach at Sam Houston State from 2010-13. A proven winner with more than 30 years of coaching experience, Fritz joined the Eagles from Sam Houston State, where he led the team to back-to-back Southland Conference titles, NCAA FCS championship appearances in 2011 and 2012, and a third-straight playoff berth in 2013.

The Liberty Mutual Coach of the Year at the FCS level in 2012, Fritz was recognized nationally in 2011 as the American Football Coaches Association (AFCA) Coach of the Year. Honored as the AFCA Regional Coach of the Year in 2011 and 2012, Fritz was selected by the media and his peers in the Southland Conference as the league's Coach of the Year in 2011 after his team went a perfect 7-0 in conference play.

In 2011 and 2012, Sam Houston State posted the two highest single-season win totals in program history with marks of 14-1 (2011) and 11-4 (2012) and Bearkat players were showered with accolades. More than 50 earned All-Southland Conference honors under Fritz in the last four years, not including additional "Player of the Year," "Offensive Player of the Year," "Defensive Player of the Year," and "Newcomer of the Year" awards. All-America status from national coaching and media outlets were bestowed on 11 Sam Houston State

players during his tenure.

After a highly successful tenure at Blinn College, averaging nearly 10 wins a season during his four years there, Fritz left to revitalize a Central Missouri program and guided it to 11 winning seasons. The NCAA Division II program's ledger included two 10-win seasons with the 2001 Mule squad earning its first postseason trip in more than 30 years.

In 2002, Central Missouri made its first-ever appearance in the NCAA Division II playoffs and was the Mid-America Athletic Association (MIAA) co-champion a year later. A 97-47 mark in 13 seasons ranks Fritz as the winningest coach in the program's 118-year history. He was the only coach to ever win seven or more games in eight consecutive seasons and his victory total ranked him 15th among active Division II coaches at the time. In addition to his impressive 67.4 winning percentage with the Mules, Fritz coached his student-athletes to achieve their potential both on the field and in the classroom. More than 150 Mules were recognized with All-MIAA honors with 41 first-team selections and 24 All-Americans.

Under Fritz, Central Missouri recorded a graduation rate of 84 percent with 144 MIAA Commissioner's Academic Honor Roll recipients, 14 Academic All-Region and three Academic All-Americans.

Serving as a graduate assistant for the Bearkat program during the 1984 and 1985 seasons, Fritz earned a master's degree in kinesiology while Sam Houston State posted a 16-6 record and won the 1985 Gulf Star Conference championship. He returned to Huntsville in 1991 after spending two years at Coffeyville College in Kansas under legendary head coach **Dick Foster**, earning a promotion to defensive coordinator after one year. He stayed another two years to work for head coach **Skip Foster** and the Red Ravens.

Head coach **Ron Randleman** brought Fritz back to the state of Texas and Sam Houston State as secondary and special teams coach in 1991, instilling an attitude of excellence on special teams that would last more than a decade. The Bearkats' "block party" racked up 80 blocked punts, field goals and extra points beginning with Fritz in 1991 and lasting through 2004.

In Fritz's first year as a full-time assistant coach at Sam Houston State in 1991, the Bearkats won the Southland Conference. That league title and eight-win season launched SHSU to the program's second-ever appearance in the NCAA playoffs.

Fritz would leave Huntsville again, this time for an opportunity to be the head coach at Blinn College, where he would turn around a program that had only five wins in its previous three seasons.

From 1993-96, Fritz and the Buccaneers would rack up 39 victories against only five losses with a tie and claim two national junior college championships. He was inducted into the NJCAA Football Hall of Fame for the environment of success he created at Blinn.

One of seven children, Fritz is the son of the late **Harry Fritz**, who coached the Central Missouri football team in 1952 before continuing his career as the Executive Director at the National Association of Intercollegiate Athletics (NAIA) in Kansas City. The elder Fritz also served at several colleges and universities in administration as an athletics director.

Fritz played on two conference title teams and was a four-starter at defensive back for Coach Randleman at Pittsburg State and remained at his alma mater as a student assistant coach for his alma mater in 1982. Early coaching stops included a year at Shawnee Mission Northwest High School (Kansas) in 1983 and Willis High School (Texas) in 1986, with his return to Sam Houston State for graduate school in between those years.

Fritz and his wife **Susan** have three children, **Wesley, Lainie and Brooke**.

#### PERSONAL

**Age:** 55 (April 2, 1960)  
**Hometown:** Shawnee Mission, Kansas  
**Wife:** Susan  
**Children:** Wesley, Lainie and Brooke

#### EDUCATION

Pittsburg State, 1983  
Sam Houston State, Masters of Kinesiology, 1986

#### PLAYING EXPERIENCE

Pittsburg State, Defensive Back, 1978-81  
Pittsburg State, Point Guard (Basketball), 1979-81

#### COACHING EXPERIENCE

1982, Pittsburg State (GA)  
1983, Shawnee Mission NW HS (KS) (Asst.)  
1984-85, Sam Houston State (GA)  
1986, Willis HS (TX) (Asst.)  
1987-90, Coffeyville CC (DC)  
1991-92, Sam Houston State (DB/ST)  
1993-96, Blinn College (HC)  
1997-2009, Central Missouri (HC)  
2010-13, Sam Houston State (HC)  
2014-15, Georgia Southern (HC)  
2016-Present, Tulane (HC)

#### POSTSEASON EXPERIENCE

2015 GoDaddy.com Bowl (Georgia Southern)\*  
2013 NCAA FCS Playoffs (Sam Houston State)  
2012 NCAA FCS Championship game (Sam Houston State)  
2011 NCAA FCS Championship game (Sam Houston State)  
2002 NCAA Division II Playoffs (Central Missouri)  
2001 Mineral Water Bowl (Central Missouri)  
1996 NJCAA Championship Game (Blinn College)  
1995 NJCAA Championship Game (Blinn College)  
1994 Mineral Water Bowl (Blinn College)  
1990 NJCAA Championship Game (Coffeyville Community Coll.)  
1988 Jayhawk Bowl (Coffeyville Community College)  
1987 Jayhawk Bowl (Coffeyville Community College)

#### AS A COLLEGE HEAD COACH

Year	School	Overall	Conf/Finish	Postseason
1993	Blinn College	6-3-1	3-2-1	
1994	Blinn College	9-2	5-1	L, Mineral Water Bowl
1995	Blinn College	12-0	6-0	W, NJCAA National Championship
1996	Blinn College	12-0	7-0	W, NJCAA National Championship
1997	Central Missouri	5-6	4-5/6th	
1998	Central Missouri	8-3	6-3/T-3rd	
1999	Central Missouri	7-4	5-4/4th	
2000	Central Missouri	7-4	5/4/T-4th	
2001	Central Missouri	10-2	7/2/2nd	W, Mineral Water Bowl
2002	Central Missouri	10-2	8-1/2nd	L, NCAA DII First Round
2003	Central Missouri	9-2	7-2/T-1st	
2004	Central Missouri	7-4	5-4/4th	
2005	Central Missouri	7-3	5-3/5th	
2006	Central Missouri	5-6	3-6/T-6th	
2007	Central Missouri	7-4	6-3/T-3rd	
2008	Central Missouri	7-4	5-4/T-4th	
2009	Central Missouri	8-3	6-3/T-2nd	
2010	Sam Houston State	6-5	4-3/T-3rd	
2011	Sam Houston State	14-1	7-0/1st	L, NCAA DI Championship
2012	Sam Houston State	11-4	6-1/T-1st	L, NCAA D1 Championship
2013	Sam Houston State	9-5	4-3/T-3rd	L, NCAA D1 Second Round
2014	Georgia Southern	9-3	8-0/1st	
2015	Georgia Southern	8-4	6-2/3rd	GoDaddy.com Bowl*
2016	Tulane	3-3	0-2	
<b>TOTAL</b>	<b>24 Years</b>	<b>196-77-1</b>	<b>.717</b>	

\*Led Georgia Southern to a berth in the GoDaddy.com bowl but did not coach in the game



# Green Wave Game Notes

## Depth Chart vs. Tulsa

### OFFENSE

<b>WR (H)</b> 5	<b>Terren Encalade (6-0, 195, RSo.)</b>
7	Devin Glenn (5-7, 155, So.)
<b>WR (Z)</b> 9	<b>Chris Johnson (6-1, 195, Fr.)</b>
8	Devon Breaux (6-0, 185, RSr.)
<b>WR (X)</b> 86	<b>Darnell Mooney (6-1, 170, Fr.)</b>
85	Larry Dace III (5-9, 170, RSr.)
<b>TE (Y)</b> 89	<b>Kendall Ardoin (6-5, 245, RSo.)</b>
22	Marshall Wadleigh (5-11, 205, Sr.)
<b>LT</b> 78	<b>Todd Jacquet (6-6, 315, RSr.)</b>
50	Tyler Johnson (6-3, 280, Fr.)
<b>LG</b> 75	<b>Chris Taylor (6-3, 325, Sr.)</b>
71	Jason Stewart (6-5, 360, RJr.)
<b>C</b> 72	<b>John Leglue (6-7, 298, RSo.)</b>
53	Keyshawn McLeod (6-4, 290, RFr.)
<b>RG</b> 73	<b>Leeward Brown (6-4, 350, RFr.)</b>
66	Phabion Woodard (6-2, 320, Fr.)
<b>RT</b> 79	<b>Kenneth Santa Marina (6-6, 325, RJr.)</b>
74	Devon Johnson (6-5, 315, RSo.)
<b>QB</b> 14	<b>Glen Cuiellette (6-0, 215, RSo.)</b>
1	Johnathan Brantley (6-1, 195, Fr.)
11	Darius Bradwell (6-1, 220, Fr.)
<b>RB</b> 26	<b>Dontrell Hilliard (6-0, 200, Jr.)</b>
25	Josh Rounds (6-0, 205, RSr.)
<b>OR</b> 33	<b>Lazedrick Thompson (5-11, 220, RSr.)</b>

### SPECIALISTS

<b>PK</b> 42	<b>Andrew DiRocco (6-1, 185, Jr.)</b>
45	Randy Harvey (6-0, 195, So.)
<b>P</b> 49	<b>Zachary Block (6-5, 190, So.)</b>
43	Coby Neenan (6-2, 185, Fr.)
<b>DS</b> 60	<b>Geron Eatherly (6-0, 215, Fr.)</b>
72	John Leglue (6-7, 298, RSo.)
<b>HO</b> 14	<b>Glen Cuiellette (6-0, 215, RSo.)</b>
49	Zachary Block (6-5, 190, So.)
<b>OR</b> 5	<b>Terren Encalade (6-0, 195, RSo.)</b>
<b>KOR</b> 26	<b>Dontrell Hilliard (6-0, 200, Jr.)</b>
7	Devin Glenn (5-7, 155, So.)
<b>PR</b> 26	<b>Dontrell Hilliard (6-0, 200, Jr.)</b>
85	Larry Dace III (5-9, 170, RSr.)
<b>OR</b> 5	<b>Terren Encalade (6-0, 195, RSo.)</b>

### DEFENSE

<b>DE</b> 57	<b>Peter Woullard (6-3, 248, RSo.)</b>
90	Robert Kennedy (6-1, 265, RSo.)
<b>DT</b> 77	<b>Tanzel Smart (6-1, 305, Sr.)</b>
91	Eldrick Washington (6-2, 280, RSo.)
<b>NT</b> 94	<b>Sean Wilson (6-4, 295, Jr.)</b>
65	Braynon Edwards (6-2, 350, RSo.)
<b>DE</b> 87	<b>Ade Aruna (6-6, 265, RJr.)</b>
54	Quinlan Carroll (6-2, 235, RJr.)
<b>MLB</b> 2	<b>Nico Marley (5-8, 200, Sr.)</b>
52	Eric Thomas (5-10, 240, Sr.)
<b>WLB</b> 56	<b>Rae Juan Marbley (6-0, 240, Jr.)</b>
55	Eric Bowie (6-2, 225, RSo.)
<b>NKL</b> 19	<b>Taris Shenall (6-0, 185, So.)</b>
16	P.J. Hall (5-11, 190, Fr.)
<b>CB</b> 17	<b>Parry Nickerson (6-0, 175, RJr.)</b>
37	Thakarius Keyes (6-1, 185, Fr.)
<b>CB</b> 23	<b>Richard Allen (5-9, 175, Sr.)</b>
32	Stephon Lofton (6-8, 185, RSo.)
<b>FS</b> 6	<b>Jarrold Franklin (6-0, 205, RJr.)</b>
4	Will Harper (6-0, 205, Fr.)
<b>SS</b> 38	<b>Roderic Teamer (6-0, 205, So.)</b>
12	Sean Harper (6-1, 200, Fr.)



### CAREER STARTS

42	Nico Marley
36	Chris Taylor
30	Tanzel Smart
28	Parry Nickerson
23	Todd Jacquet
20	Jarrold Franklin
17	Devon Breaux
17	Sean Wilson
17	Ade Aruna
16	Dontrell Hilliard
15	Eric Thomas
15	Donnie Lewis, Jr.
14	Terren Encalade
13	Kendall Ardoin
12	Charles Jones II
11	Sherman Badie
11	Richard Allen
10	Roderic Teamer
7	Junior Diaz, John Leglue
6	Lazedrick Thompson, Leeward Brown
5	Trey Scott, Larry Dace III
4	Glenn Cuiellette, Zachery Harris
3	Taris Shenall, Kenneth Santa Marina, Darnell Mooney, Peter Woullard
2	Robert Kennedy, Johnathan Brantley
1	Daren Williams, William Townsend, Andrew Hicks, Quinlan Carroll, Braynon Edwards, Eldrick Washington, Rae Juan Marbley, Chris Johnson

### CONSECUTIVE STARTS

33	Chris Taylor
31	Nico Marley
30	Tanzel Smart
27	Parry Nickerson
18	Jarrold Franklin, Todd Jacquet

### CAREER GAMES PLAYED

43	Nico Marley
43	Marshall Wadleigh
42	Eric Thomas
42	Tanzel Smart
42	Chris Taylor
41	Josh Rounds
40	Todd Jacquet, Devon Breaux
33	Lazedrick Thompson
31	Richard Allen, Jarrold Franklin, Parry Nickerson
30	Dontrell Hilliard, Andrew DiRocco
29	Rae Juan Marbley
28	Charles Jones II, Trey Scott, Sean Wilson
26	Sherman Badie, Jason Stewart, Larry Dace III, Ade Aruna
25	Daren Williams
23	Quinlan Carroll
22	Eldrick Washington
20	William Townsend, Terren Encalade
18	Sergio Medina, Luke Jackson, John Leglue, Taris Shenall
17	Kendall Ardoin, Roderic Teamer, Donnie Lewis, Jr., Eric Bowie
16	Tristan Cooper
16	Robert Kennedy
15	Junior Diaz
14	Zachary Block
13	Zachery Harris, Devin Glenn
12	Devon Johnson, Stephon Lofton
11	Andrew Hicks, Kenneth Santa Marina
7	Glenn Cuiellette, Peter Woullard
6	Leeward Brown, Larry Bryant, Geron Eatherly, Braynon Edwards, Lawrence Graham, P.J. Hall, Will Harper, Chris Johnson, Darnell Mooney
5	Sean Harper, Chase Napoleon
4	Eric Bell, D.J. Owens, Johnathan Brantley, John Washington
3	Sam Davis, Eric Lewis
2	Darius Bradwell, Aaron Golub, Keyshawn McLeod, Thakarius Keyes, Tre Jackson, Andrew Zuckerman
1	Jared Bertrand, Reed Green, Randy Harvey, Miles Strickland



## Yulman Stadium



Yulman Stadium, the crown jewel of the university's athletics complex, opened its doors for the first time in front of a capacity crowd on September 6, 2014 against Georgia Tech. Yulman Stadium marks the beginning of a renaissance of Tulane Athletics, bringing Green Wave football back to campus for the first time in nearly 40 years.

Tulane's new home field advantage came from the generosity of three couples in particular - **Richard Yulman** and his late wife **Janet, Gayle** and **Tom Benson** and **Jill** and **Avie Glazer**.

Richard Yulman, the retired chairman and owner of mattress manufacturing giant Serta International, donated \$15 million toward construction of this \$73 million facility. Yulman Stadium is named in honor of Richard, Janet and the Yulman family.

New Orleans Saints owner Tom Benson and his wife Gayle, a member of the Board of Tulane, donated \$7.5 million to Yulman Stadium. Benson Field, which will host the games of Yulman Stadium, is named in their honor.

Jill and Avie Glazer supported the stadium with a multi-million dollar gift. The Jill H. and Avram A. Glazer Family Club, the premium space in which to experience games at Yulman Stadium, is named in their honor.

Construction of Yulman Stadium began in January 2013. Gould Evans and Associates and Lee Ledbetter & Associates served as the project architects, while Woodward Design + Build LLC was the contractor.

Tulane football has been a part of the fabric of New Orleans since the Green Wave played its first season back in 1893. Generations experienced college football at the old Tulane Stadium from 1926-1974.

It is not hard to find a story about someone's experience at old Tulane Stadium. Boy Scouts selling programs, a record crowd of 86,598 watching the Green Wave defeat LSU in 1973, the annual Sugar Bowl and early Saints football, are all part of the story of Tulane Stadium.

Now in its third year, a new chapter continues to be written in a new home by a new (and old) generation of Green Wave fans.

### Inside Yulman Stadium

<b>Construction Began:</b>	January 2013
<b>First Game:</b>	September 6, 2014 Tulane vs. Georgia Tech
<b>Capacity:</b>	30,000
<b>Cost:</b>	\$73 million
<b>Architect:</b>	Gould Evans and Associates and Lee Ledbetter & Associate
<b>Contractor:</b>	Woodward Design + Build LLC
<b>Artificial Turf:</b>	UBU Speed Series 5M
<b>Field Size:</b>	92,660 square feet
<b>Steel:</b>	2,200 tons







# Green Wave Game Notes

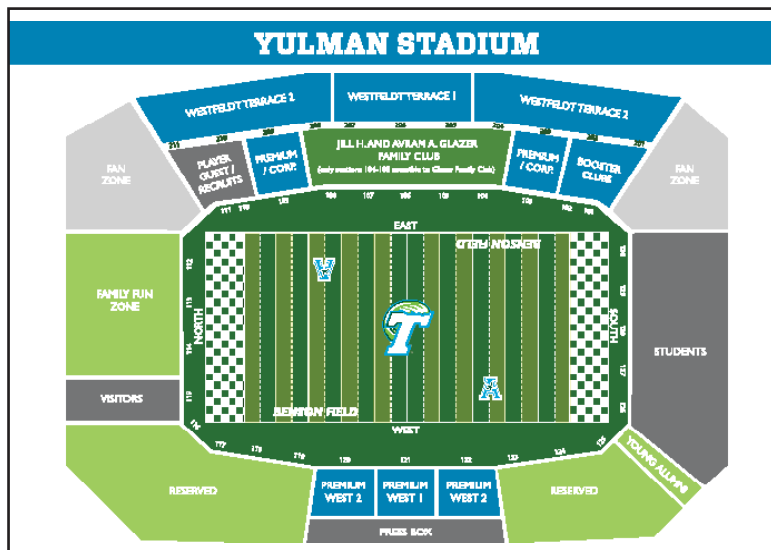
## All-Time On Campus Home Record

	Wins	Losses	Ties
1893	1	2	
1894	0	3	
1895	3	0	
1896	2	0	
1898	1	0	
1899	0	3	1
1900	4	0	
1901	4	0	
1902	1	3	2
1903	2	2	1
1904	4	1	
1905	0	1	
1906	0	4	1
1907	3	2	
1908	6	0	
1909	4	2	2
1910	0	3	
1911	4	1	1
1912	5	1	
1913	2	3	
1914	3	1	1
1915	3	1	
1916	3	1	1
1917	3	1	1
1918	4	1	1
1919	3	2	
1920	4	1	
1921	3	4	
1922	4	1	
1923	6	0	
1924	6	1	
1925	5	0	1
1926	2	2	
1927	1	2	1
1928	4	2	1
1929	7	0	
1930	6	0	
1931	8	0	
1932	4	1	1
1933	4	2	
1934*	6	0	1
1935	6	3	
1936	5	1	1
1937	4	1	1
1938	6	1	1
1939*	7	1	1
1940	4	2	
1941	3	3	
1942	3	3	
1943	2	3	
1944	4	0	
1945	2	5	1
1946	3	4	
1947	2	3	2
1948	7	0	
1949	4	1	1
1950	4	2	1
1951	3	4	
1952	4	3	
1953	1	4	1
1954	0	3	3
1955	3	2	
1956	3	3	
1957	0	4	
1958	1	3	
1959	3	2	1
1960	1	2	1
1961	2	3	
1962	0	5	
1963	0	5	1
1964	2	2	
1965	2	3	
1966	3	1	1
1967	2	4	
1968	2	3	
1969	2	3	
1970	4	1	
1971	2	4	
1972	4	1	
1973	7	0	
1974	3	2	
(Tulane played its home games at the Superdome from 1975-2004; 2006-13)			
2014	2	4	
2015	2	4	
2016	2	2	
<b>Total</b>	<b>261</b>	<b>164</b>	<b>34</b>

\*Includes Sugar Bowl played at Tulane Stadium



Tulane Stadium was the home to Tulane Football from 1926 until 1974. Built on an old plantation where sugar was first granulated, the original construction cost approximately \$300,000 and was made mostly from brick and concrete. As the site of the annual Sugar Bowl, Tulane Stadium was often informally referred to as "Sugar Bowl Stadium." After its expansion in the 1940's, Tulane Stadium became the largest football stadium in the south.





## Alphabetical Roster

No	Player	Pos	Ht	Wt	Cl./Exp	Hometown/High School/Previous School
23	Richard Allen	NB	5-9	175	Sr.-3L	Metairie, La./John Curtis Christian
89	Kendall Ardoin	TE	6-5	245	RS-Sr.-1L	Ville Platte, La./Ville Platte
87	Ade Aruna	DE	6-6	265	RS-Jr.-2L	Akure, Nigeria/La Lumiere (Ind.) School
3	Sherman Badie	RB	6-0	200	RS-Jr.-2L	Metairie, La./John Curtis Christian
98	Eric Bell	DT	6-2	260	RS-Jr.-SQ	Harvey, La./West St. John
29	Jared Bertrand	RB	5-6	180	So.-WO-SQ	Covington, La./Archbishop Hannan
49	Zachary Block	P/K	6-5	190	So.-1L	Clermont, Fla./East Ridge
55	Eric Bowie	LB	6-2	225	RS-Sr.-1L	Monroe, La./Ouachita Parish
11	Darius Bradwell	QB	6-1	220	Fr.-HS	Tallahassee, Fla./Godby
1	Johnathan Brantley	QB	6-1	195	Fr.-HS	Houston, Texas/C.E. King
8	Devon Breaux	WR	6-0	185	RS-Sr.-3L	Donaldsonville, La./Donaldsonville
73	Leeward Brown	OG	6-4	350	RS-Fr.-RS	Miami, Fla./Miramar
36	Larry Bryant	LB	6-1	200	Fr.-HS	Kennesaw, Ga./North Cobb
41	Enrique Carrasquero	P	5-11	180	WO-Sr.-SQ	Metairie, La./Rummell
54	Quinlan Carroll	DE	6-2	235	RS-Jr.-2L	Belle Chasse, La./Belle Chasse
30	Tristan Cooper	WR	5-11	185	RS-Jr.-2L	Tampa, Fla./Plant
14	Glen Cuiellette	QB	6-0	215	RS-Sr.-SQ	Mandeville, La./Mandeville
85	Larry Dace, III	WR	5-9	170	RS-Sr.-2L	New Orleans, La./St. Augustine
39	Sam Davis	S	5-10	185	WO-Sr.-1L	Overland Park, Kan./Blue Valley West
51	Junior Diaz	C	6-2	300	RS-Sr.-1L	Miami, Fla./Miami Central
42	Andrew DiRocco	K	6-1	185	Jr.-2L	Fort Lauderdale, Fla./ University School of Nova Southeastern
65	Braynon Edwards	DT	6-1	350	RS-Sr.-SQ	Miami, Fla./Gulliver Prep
5	Terren Encalade	WR	6-0	195	RS-Sr.-1L	East Pointe a la Hache, La./Belle Chasse
60	Geron Eatherly	DS	6-0	215	Fr.-HS	San Antonio, Texas/Tom C. Clark
34	Rocky Ferony	WR	6-2	170	Fr.-HS	Cedar Park, Texas/Cedar Park
59	Sterling Fitzwater	LB	5-10	205	RS-Sr.-HS	Fairmont, W.V./ New Mexico Military Institute
34	Jeremie Francis	CB	5-11	180	RS-Fr.-RS	New Orleans, La./Warren Easton
6	Jarrold Franklin	S	6-0	205	RS-Jr.-2L	Baton Rouge, La./Univ. Laboratory School
7	Devin Glenn	WR	5-7	155	So.-1L	New Orleans, La./Warren Easton
96	Aaron Golub	DS	6-1	200	WO-Jr.-1L	Newton, Mass./Newton South
35	Lawrence Graham	LB	5-10	225	Fr.-HS	Lauderhill, Fla./American Heritage School
82	Reed Green	WR	6-1	185	WO-Sr.-SQ	Meridian, Miss./West Lauderdale
16	P.J. Hall	DB	5-11	190	Fr.-HS	Hoover, Ala./Hoover
12	Sean Harper	DB	6-1	200	Fr.-HS	Fayetteville, Ga./Fayette County
4	Will Harper	S	6-0	205	Fr.-HS	Memphis, Tenn./Sandy Creek (Ga.)
40	Zachery Harris	LB	6-0	220	RS-Sr.-1L	New Orleans, La./Holy Cross
45	Randy Harvey	K	6-0	195	WO-Sr.-1L	Destrehan, La./Destrehan
27	John Helow	CB	5-9	170	Fr.-HS	Jacksonville, Fla./Bishop Kenny
80	Andrew Hicks	WR	6-3	220	So.-1L	Belle Chasse, La./Belle Chasse
26	Dontrell Hilliard	RB	6-0	200	Jr.-2L	Baton Rouge, La./Scotlandville
10	P.J. Hurst	QB	6-2	175	WO-Fr.-QB	Pacific Palisades, Calif./Palisades Charter
44	Luke Jackson	DE	6-3	240	RS-Jr.-1L	LaPlace, La./St. Charles Catholic
11	Tre Jackson	CB	5-9	180	Fr.-HS	Baton Rouge, La./ University Laboratory School
78	Todd Jacquet	OT	6-6	315	RS-Sr.-3L	New Orleans, La./Jesuit
9	Chris Johnson	WR	6-1	195	Fr.-HS	Baton Rouge, La./Scotlandville Magnet
74	Devon Johnson	OT	6-5	315	RS-Sr.-1L	Amite, La./Amite
50	Tyler Johnson	OL	6-3	280	Fr.-HS	Stone Mountain, Ga./Stephenson
84	Charles Jones, II	TE	6-4	255	Jr.-2L	New Orleans, La./St. Augustine
90	Robert Kennedy	DE	6-1	265	RS-Sr.-1L	Belle Chasse, La./Belle Chasse
37	Thakarius Keyes	DB	6-1	185	Fr.-HS	Laurel, Miss./Laurel
72	John Leglue	OT	6-7	315	RS-Sr.-1L	Alexandria, La./Holy Savior Menard Central
21	Donnie Lewis, Jr.	CB	6-1	185	RS-Sr.-1L	Baton Rouge, La./Central
24	Eric Lewis	DB	5-11	190	Fr.-HS	LaPlace, La./St. Charles Catholic
32	Stephon Lofton	CB	6-0	185	RS-Sr.-1L	New Orleans, La./Miller-McCoy Academy

## Numerical Roster

No	Player	Pos	Cl.
1.....	Johnathan Brantley	QB	Fr.
2.....	Nico Marley	LB	Sr.
3.....	Sherman Badie	RB	RJr.
4.....	Will Harper	S	Fr.
5.....	Terren Encalade	WR	RSo.
6.....	Jarrold Franklin	S	RJr.
7.....	Devin Glenn	WR	So.
8.....	Devon Breaux	WR	RSo.
9.....	Chris Johnson	WR	Fr.
10.....	P.J. Hurst	QB	Fr.
11.....	Darius Bradwell	QB	Fr.
11.....	Tre Jackson	CB	Fr.
12.....	Sean Harper	DB	Fr.
13.....	Brian Newman	WR	Jr.
13.....	William Townsend	TE	RJr.
14.....	Glen Cuiellette	QB	RSo.
15.....	Jacob Robertson, Jr.	WR	Fr.
16.....	P.J. Hall	DB	Fr.
17.....	Parry Nickerson	CB	RJr.
19.....	Taris Shenall	NB	So.
20.....	Chase Napoleon	DB	Fr.
21.....	Donnie Lewis, Jr.	CB	RSo.
22.....	Marshall Wadleigh	TE	Sr.
23.....	Richard Allen	NB	Sr.
24.....	Eric Lewis	DB	Fr.
25.....	Josh Rounds	RB	RSo.
26.....	Dontrell Hilliard	RB	Jr.
27.....	John Helow	CB	Fr.
28.....	Deion Rainey	DL	Fr.
29.....	Jared Bertrand	RB	So.
30.....	Tristan Cooper	WR	RJr.
31.....	Miles Strickland	RB	Fr.
32.....	Stephon Lofton	CB	RSo.
33.....	Lazedrick Thompson	RB	RSo.
34.....	Jeremie Francis	CB	RFr.
34.....	Rocky Ferony	WR	Fr.
35.....	Lawrence Graham	LB	Fr.
36.....	Larry Bryant	LB	Fr.
37.....	Thakarius Keyes	DB	Fr.
38.....	Roderic Teamer	S	So.
39.....	Sam Davis	S	So.
40.....	Zachery Harris	LB	RSo.
41.....	Enrique Carrasquero	P	So.
42.....	Andrew DiRocco	K	Jr.
43.....	Coby Neenan	K/P	Fr.
44.....	Luke Jackson	DE	RJr.
45.....	Randy Harvey	K	So.
46.....	Sergio Medina	TE	RJr.
47.....	Andrew Zuckerman	RB	Fr.
48.....	DeAndre Williams	DL	Fr.
49.....	Zachary Block	P/K	So.
50.....	Tyler Johnson	OL	Fr.
51.....	Junior Diaz	C	RSo.
52.....	Eric Thomas	LB	Sr.
53.....	Keyshawn McLeod	C	RFr.
54.....	Quinlan Carroll	DE	RJr.
55.....	Eric Bowie	LB	RSo.
56.....	Rae Juan Marbley	LB	Jr.
57.....	Peter Woullard	DE	RSo.
58.....	Brian Webb	OG	RFr.



# Green Wave Game Notes

## Numerical Roster

No	Player	Pos	Cl.
59.....	Sterling Fitzwater	LB.....	RSo.
60.....	Geron Eatherly	DS.....	Fr.
63.....	Casey Spinelli	LB.....	Sr.
65.....	Braynon Edwards	DT.....	RSo.
66.....	Phabion Woodard	OL.....	Fr.
71.....	Jason Stewart	OL.....	RJr.
72.....	John Leglue	OT.....	RSo.
73.....	Leeward Brown	OT.....	RFr.
74.....	Devon Johnson	OT.....	RSo.
75.....	Chris Taylor	OG.....	Sr.
77.....	Tanzel Smart	DT.....	Sr.
78.....	Todd Jacquet	OT.....	RSr.
79.....	Kenneth Santa Marina	OT.....	RJr.
80.....	Andrew Hicks	WR.....	So.
81.....	D.J. Owens	WR.....	Fr.
82.....	Reed Green	WR.....	So.
83.....	Trey Scott	WR.....	Jr.
84.....	Charles Jones, II	TE.....	Jr.
85.....	Larry Dace, III	WR.....	RSr.
86.....	Darnell Mooney	WR.....	Fr.
87.....	Ade Aruna	DE.....	RJr.
89.....	Kendall Ardoin	TE.....	RSo.
90.....	Robert Kennedy	DE.....	RSo.
91.....	Eldrick Washington	DT.....	RJr.
92.....	Daren Williams	DE.....	Jr.
93.....	John Washington	OL/TE.....	RFr.
94.....	Sean Wilson	DT.....	Jr.
95.....	Paul Staudinger	DT.....	Jr.
96.....	Aaron Golub	DS.....	Jr.
98.....	Eric Bell	DT.....	RJr.

## Alphabetical Roster

No	Player	Pos	Ht	Wt	Cl./Exp	Hometown/High School/Previous School
56	Rae Juan Marbley	LB	6-0	240	Jr.-2L	Destrehan, La./Destrehan
2	Nico Marley	LB	5-8	200	Sr.-3L	Weston, Fla./Cypress Bay
53	Keyshawn McLeod	C	6-4	290	RS-Fr.-RS	Port Charlotte, Fla./Port Charlotte
46	Sergio Medina	TE	5-11	225	RS-Jr.-2L	Boutte, La./Hahnville
86	Darnell Mooney	WR	6-1	170	Fr.-HS	Gadsden, Ala./Gadsden City
20	Chase Napoleon	DB	5-11	200	Fr.-HS	Grand Prairie, Texas/South Grand Prairie
43	Coby Neenan	K/P	6-2	185	Fr.-HS	Dothan, Ala./Northview
13	Brian Newman	WR	5-9	180	Jr.-SQ	Houston, Texas/St. Pius X
17	Parry Nickerson	CB	6-0	175	RS-Jr.-2L	Algiers, La./West Jefferson
81	D.J. Owens	WR	5-10	195	Fr.-HS	Acworth, Ga./North Paulding
28	Deion Rainey	DL	6-2	270	Fr.-HS	Baton Rouge, La./ Southern University Lab School
15	Jacob Robertson, Jr.	WR	6-0	170	Fr.-HS	College Park, Ga./Woodward Academy
25	Josh Rounds	RB	6-0	205	RS-Sr.-3L	New Orleans, La./McMain
79	Kenneth Santa Marina	OT	6-6	325	RS-Jr.-1L	New Orleans, La./McDonogh 35
83	Trey Scott	WR	6-1	215	Jr.-2L	Powder Springs, Ga./McEachern
19	Taris Shenall	NB	6-0	185	So.-1L	Marrero, La./John Ehret
77	Tanzel Smart	DT	6-1	305	Sr.-3L	Baton Rouge, La./Scotlandville Magnet
63	Casey Spinelli	LB	5-10	192	WO-Sr.-SQ	Covington, La./St. Paul's School
95	Paul Staudinger	DT	6-6	221	WO-Jr.-SQ	Rye, N.Y./Rye
71	Jason Stewart	OG	6-5	360	RS-Jr.-2L	New Orleans, La./Warren Easton
31	Miles Strickland	RB	5-11	175	Fr.-HS	Madison, Ala./Bob Jones
75	Chris Taylor	OG	6-3	325	Sr.-3L	Baton Rouge, La./Zachary
38	Roderic Teamer	S	6-0	205	So.-1L	New Orleans, La./Brother Martin
52	Eric Thomas	LB	5-10	240	Sr.-3L	Meraux, La./John Curtis Christian School
33	Lazedrick Thompson	RB	5-10	220	RS-Sr.-3L	LaPlace, La./St. Charles Catholic
13	William Townsend	TE	6-0	230	RS-Jr.-2L	Miami, Fla./Miami Northland
22	Marshall Wadleigh	TE	5-11	205	WO-Sr.-3L	Pearl River, La./Northshore
91	Eldrick Washington	DT	6-2	280	RS-So.-2L	Harvey, La./Helen Cox
93	John Washington	OL/TE	6-2	290	RS-Fr.-RS	West Monroe, La./West Monroe
58	Brian Webb	OG	6-2	295	RS-Fr.-RS	New Orleans, La./Miller-McCoy Academy
92	Daren Williams	DE	6-3	250	Jr.-2L	Reserve, La./East St. John
48	De'Andre Williams	DL	6-3	270	Fr.-HS	Baton Rouge, La./Scotlandville Magnet
94	Sean Wilson	DT	6-4	295	Jr.-2L	Port Sulphur, La./South Plaquemines
66	Phabion Woodard	OL	6-4	245	Fr.-HS	Indianola, Miss./Gentry
57	Peter Woullard	DE	6-3	248	RS-So.-SQ	New Orleans, La./St. Augustine
47	Andrew Zuckerman	RB	5-8	185	Fr.-HS	Potomac, Md./Winston Churchill

## Pronunciation Guide

ADE ARUNA .....ah-DAY uh-ROON-uh  
 Kendall ARDOIN .....AR-dwayn  
 Sherman BADIE .....BAY-dee  
 Eric BOWIE .....BOO-we  
 Glen CUIELLETTE .....coo-YET  
 Junior DIAZ .....DEE-az  
 Andrew DIROCCO .....de-ROK-oh  
 Terren ENCALADE .....ON-cuh-lahd  
 GERON EATHERLY .....G-AIR-un Eh-THERE-ly  
 Aaron GOLUB .....Gah-lub  
 John HELOW .....HE-low  
 DONTRELL HILLIARD .....don-TREL HIL-yard  
 Todd JACQUET .....JOK-ett

John LEGLUE .....luh-GLU  
 STEPHON Lofton .....stef-ON  
 RAE JUAN Marbley .....ray-ZHAN  
 THAKARIUS Keyes .....THACK-air-e-us  
 Sergio MEDINA .....muh-DEEN-uh  
 Coby NEENAN .....Knee-None  
 PARRY Nickerson .....PER-ee  
 Casey SPINELLI .....spin-EL-ee  
 Paul STAUDINGER .....STAW-den-jeer  
 LAZEDRICK Thompson .....LUH-zed-rik  
 Marshall WADLEIGH .....WAD-lee  
 ELDRICK Washington .....ELD-rick  
 Peter WOULLARD .....WOOL-urd

## Offensive Depth Chart Bios

### QUARTERBACKS



#### 14 • Glenn Cuiellette

6-0 • 215 • RS-So.

- Played in seven career games with four starts.
- Completed 11-of-30 attempts for 144 yards and one touchdown in the 24-14 loss to Memphis on Oct. 14, throwing a touchdown pass for the third straight game. Also earned his first career rushing touchdown, along with garnering 35 yards on 18 carries.
- Recorded a career best 168 passing yards in the 31-24 win at UMass on Oct. 1, ultimately completing 11-of-20 pass attempts, including his longest touchdown pass of the season in a 36-yarder to Terren Encalade.
- Led the Green Wave to a 41-39 quadruple overtime victory over UL Lafayette on Sept. 24, completing three of his career high four touchdown passes in overtime, totaling a career best 165 yards. Also marked the first four touchdown performance since Jordy Joseph against Tulsa last season.
- Registered his first career start at Wake Forest on Sept. 1, completing 12-of-23 passes for 134 yards, including a 46-yard pass to Josh Rounds.
- Led the squad in rushing attempts (22) at Wake Forest, on Sept. 1, gaining 54 yards on the ground.
- Rushed five times for 20 yards and completed one of two pass attempts for five yards in the 66-21 win over Southern on Sept. 10.
- Played two snaps vs Navy on Sept. 17.

RUSHING	g	att	yards	td	long	avg/c	avg/g
2015	1	0	0	0	0	0.0	0.0
2016	6	65	160	1	25	2.5	26.7
TOTAL	7	65	160	1	25	2.5	22.9

PASSING	g	cmp-att-int	yards	td	long	pct	avg/p	avg/g	effic
2015	1	0-0-0	0	0	0	0.0	0.0	0.0	0.0
2016	6	45-98-3	616	6	46	45.9	6.3	102.7	112.8
TOTAL	7	45-98-3	616	6	46	45.9	6.3	88.0	112.8

TOTAL OFFENSE	g	rush	pass	total	avg/g
2015	1	0	0	0	0.0
2016	6	160	616	776	129.3
TOTAL	7	160	616	776	110.9

### QUARTERBACKS



#### 1 • Johnathan Brantley

6-1 • 195 • Fr.

- Played in four career games with two starts.
- Rushed three times for one yard at UMass on Oct. 1.
- Started against UL Lafayette on Sept. 24, completing 3-of-3 passes for 16 yards. Also rushed eight times for seven yards.
- Made his first career start vs Navy on Sept. 17, completing 3-of-12 passes for 21 yards. Brantley also rushed 10 times for 29 yards.
- Rushed the ball for 63 yards on his first play of his collegiate career vs Southern on Sept. 10.
- Finished with the most rushing yards (119 on 11 carries) and best rushing average (10.8) amongst the Green Wave in the 66-21 win over Southern on Sept. 10.

RUSHING	g	att	yards	td	long	avg/c	avg/g
2016	4	32	156	0	63	4.9	39.0
TOTAL	4	32	156	0	63	4.9	39.0

PASSING	g	cmp-att-int	yards	td	long	pct	avg/p	avg/g	effic
2016	4	7-20-0	44	0	12	35.0	2.2	11.0	53.5
TOTAL	4	7-20-0	44	0	12	35.0	2.2	11.0	53.5

TOTAL OFFENSE	g	rush	pass	total	avg/g
2016	4	156	44	200	50.0
TOTAL	4	156	44	200	50.0



#### 11 • Darius Bradwell


6-1 • 220 • Fr.

- Played in two career games.
- Made his Green Wave debut at Wake Forest on Sept. 1, playing in one series in which he rushed four times for six yards.
- Rushed four times vs Southern on Sept. 10, garnering 15 yards on the ground.

RUSHING	g	att	yards	td	long	avg/c	avg/g
2016	2	8	21	0	10	2.6	10.5
TOTAL	2	8	21	0	10	2.6	10.5

TOTAL OFFENSE	g	rush	pass	total	avg/g
2016	2	21	0	21	10.5
TOTAL	2	21	0	21	10.5

## RUNNING BACKS



### 26 • Dontrell Hilliard

6-0 • 200 • Jr. • 2L

- Played in 30 career games with 16 starts.
- Has rushed 291 times for 1,503 yards with 14 touchdowns. Also recorded 58 receptions for 575 yards and two scores, while also returning 18 kickoffs for 278 yards.
- Rushed eight times for 21 yards and caught one pass for 28

yards vs. Memphis on Oct. 14.

• Carried the ball a season high 22 times for 99 yards at UMass on Oct. 1, including an 11-yard touchdown rush.

• Led the team in carries (16) and yardage (49) vs UL Lafayette on Sept. 24, also reeling in one catch for 12 yards.

• Led the team in carries (16) and rushing yards (97) vs Navy, averaging 6.1 yards per carry on the night. Hilliard also scored for the second straight game, recording a 36-yard touchdown run.

• Recorded his third multi-touchdown game of his career vs Southern on Sept. 10, reaching the endzone a career high three times on his way to earning 103 yards on the ground on 10 attempts (10.3 avg).

• Made the start at Wake Forest on Sept. 1, rushing seven times for 36 yards, as his 5.1 yards per carry was the best Green Wave rushing average on the day.

RUSHING	g	att	yards	td	long	avg/c	avg/g
2014	12	97	452	3	45	4.7	37.7
2015	12	115	646	6	85	5.6	53.8
2016	6	79	405	5	42	5.1	67.5
TOTAL	30	291	1503	14	85	5.2	50.1

TOTAL OFFENSE	g	rush	pass	total	avg/g
2014	12	452	0	452	37.7
2015	12	646	0	646	53.8
2016	6	405	0	405	67.5
TOTAL	30	1503	0	1503	50.1

RECEIVING	g	rec	yards	td	long	rec/g	avg/c	avg/g
2014	12	30	244	1	63	2.5	8.1	20.3
2015	12	23	267	1	66	1.9	11.6	22.2
2016	6	5	64	0	28	0.8	12.8	10.7
TOTAL	30	58	575	2	66	1.9	9.9	19.2

## RUNNING BACKS



### 33 • Lazedrick Thompson

5-11 • 220 • RS-Sr. • 3L

- Played in 33 career games with six starts.
- Has 215 carries for 985 yards with eight touchdowns. Also has four receptions for 35 yards.
- Led the team with a season high 69 rushing yards on eight carries (8.6 avg) vs Memphis on Oct. 14, including a season long

carry of 36 yards.

• Recorded the best rushing average at UMass on Oct. 1 with his 6.8 yards per carry. Carried eight times for 54 yards, including a 19-yard touchdown run.

• Recorded seven carries for 30 yards vs UL Lafayette on Sept. 24.

• Carried the ball six times for 20 yards vs Navy on Sept. 17.

• Earned the first multi-touchdown game of his career vs Southern on Sept. 10, recording touchdown runs of 11 and nine yards. In all, Thompson rushed four times for 28 yards on the night.

• Had six carries at Wake Forest on Sept. 1, resulting in 21 yards (3.5 avg). Also grabbed one catch for six yards.

RUSHING	g	att	yards	td	long	avg/c	avg/g
2013	8	22	68	0	16	3.1	8.5
2014	11	109	533	4	48	4.9	48.5
2015	8	45	162	1	15	3.6	20.2
2016	6	39	222	3	36	5.7	37.0
TOTAL	33	215	985	8	48	4.6	29.8

RECEIVING	g	rec	yards	td	long	rec/g	avg/c	avg/g
2013	8	1	31	0	31	0.1	31.0	3.9
2014	11	1	4	0	4	0.1	4.0	0.4
2015	8	0	0	0	0	0.0	0.0	0.0
2016	6	2	0	0	6	0.3	0.0	0.0
TOTAL	33	4	35	0	31	0.1	8.8	1.1



### 25 • Josh Rounds

6-0 • 205 • RS-Sr. • 3L

- Played in 41 career games.
- Rushed 157 times for 709 yards for five touchdowns to go along with his 37 receptions for 259 yards. Also recorded 29 kickoff returns for 516 yards.
- Rushed seven times for 33 yards, including a long of 11 yards,

vs Memphis on Oct. 14. Also reeled in one catch for 10 yards.

• Carried the ball a season high 16 times for 77 yards at UMass on Oct. 1, including a 10-yard touchdown run.

• Averaged a team best 4.5 yards per carry vs UL Lafayette on Sept. 24, finishing with 10 carries for 45 yards.

• Scored for the second straight week, recording a 2-yard touchdown run in the second quarter vs Navy. Rounds capped an eight-play 75-yard drive in which he carried the ball five times for 52 yards. Overall, Rounds rushed 11 times for 75 yards.

• Recorded the first multi-touchdown game of his career with two vs Southern on Sept. 10. Also tied for the most rushing attempts (11) on his way to garnering 66 yards.

• At Wake Forest on Sept. 1, Rounds' lone reception was the biggest gain of the game, catching a 46-yard pass from Cuelllette. Rounds also rushed one time for three yards.

RUSHING	g	att	yards	td	long	avg/c	avg/g
2012	10	17	40	0	7	2.4	4.0
2013	13	49	163	0	20	3.3	12.5
2015	12	35	207	1	46	5.9	17.2
2016	6	56	299	4	44	5.3	49.8
TOTAL	41	157	709	5	46	4.5	17.3

RECEIVING	g	rec	yards	td	long	rec/g	avg/c	avg/g
2012	10	14	78	0	21	1.4	5.6	7.8
2013	13	12	65	0	10	0.9	5.4	5.0
2015	12	8	61	0	16	0.7	7.6	5.1
2016	6	3	55	0	46	0.5	18.3	9.2
TOTAL	41	37	259	0	46	0.9	7.0	6.3



## TIGHT ENDS



**89 • Kendall Ardoin**  
6-5 • 245 • RS-So. • 1L

- Played in 17 career games with 13 starts.
- Earned his fifth straight start vs Memphis on Oct. 14, where he reeled in his first touchdown of the season via a career long 20-yard reception - his lone catch of the game.
- Caught the two-point conversion that ultimately sealed the four-overtime, 41-39 win, vs UL Lafayette on Sept. 24.
- Reeled in one catch for seven yards vs Southern on Sept. 10.

RECEIVING	g	rec	yards	td	long	rec/g	avg/c	avg/g
2015	12	6	52	2	15	0.5	8.7	4.3
2016	5	2	27	1	20	0.4	13.5	5.4
TOTAL	17	8	79	3	20	0.5	9.9	4.6



**22 • Marshall Wadleigh**  
5-11 • 205 • Sr. • 3L

- Played in 43 career games.
- Rushed twice for 26 yards (13.0 avg) while returning two kickoffs for 12 yards (6.0 avg).
- Also owns 15 tackles (14 solo, 1 assist).

RUSHING	g	att	yards	td	long	avg/c	avg/g
2013	13	0	0	0	0	0.0	0.0
2014	12	0	0	0	0	0.0	0.0
2015	12	2	26	0	24	13.0	2.2
2016	6	0	0	0	0	0.0	0.0
TOTAL	43	2	26	0	24	13.0	0.6

## WIDE RECEIVERS



**86 • Darnell Mooney**  
6-1 • 170 • Fr.

- Played in six career games with three starts.
- Set a career high of four receptions, totaling 45 yards, vs Memphis on Oct. 14. Now has three or more catches in three straight games.
- Notched three receptions at UMass on Oct. 1, garnering 25 total yards.
- Had a breakout game in the 41-39, four-overtime victory over UL Lafayette on Sept. 24, recording his first three collegiate receptions and first career touchdown, which came in the second overtime via a 25-yard pass from Glen Cuiellette. Also recorded his first career rush attempt, carrying the ball four yards vs UL Lafayette.

RUSHING	g	att	yards	td	long	avg/c	avg/g
2016	6	3	18	0	8	6.0	3.0
TOTAL	6	3	18	0	8	6.0	3.0

RECEIVING	g	rec	yards	td	long	rec/g	avg/c	avg/g
2016	6	10	121	1	25	1.7	12.1	20.2
TOTAL	6	10	121	1	25	1.7	12.1	20.2




**85 • Larry Dace III**  
5-9 • 170 • RS-Sr. • 2L

- Played in 26 career games with five starts.
- Has totaled 15 receptions for 163 yards and one touchdown.
- Played in all but UMass on Oct. 1 this season, including starts in the first three games.
- Co-led the team with four receptions at Wake Forest on Sept. 1, resulting in 38 yards.

RECEIVING	g	rec	yards	td	long	rec/g	avg/c	avg/g
2013	1	0	0	0	0	0.0	0.0	0.0
2014	8	0	0	0	0	0.0	0.0	0.0
2015	12	11	125	1	27	0.9	11.4	10.4
2016	5	4	38	0	18	0.8	9.5	7.6
TOTAL	26	15	163	1	27	0.6	10.9	6.3

## WIDE RECEIVERS



### 9 • Chris Johnson

6-1 • 195 • Fr.

- Played in six career games with one start.
- Started his first career game vs Memphis on Oct. 14.
- Recorded his first collegiate catch at UMass on Oct. 1, reeling in an 18-yard pass.

RECEIVING	g	rec	yards	td	long	rec/g	avg/c	avg/g
2016	6	1	18	0	18	0.2	18.0	3.0
TOTAL	6	1	18	0	18	0.2	18.0	3.0



### 8 • Devon Breaux

6-0 • 185 • RS-Sr. • 3L

- Played in 40 career games with 17 starts.
- Owns 41 catches for 625 yards and five touchdowns. Also has 10 kickoff returns for 206 yards.
- Became the first Tulane male track and field student-athlete

to qualify for the NCAA National Championships in the post-Katrina era and also captured the 2015 American Athletic Conference Championship in the Long Jump (7.45 meters).

- Returned three kickoffs for a total of 53 yards, including a long of 22 yards, against Memphis on Oct. 14.
- Earned one catch for 16 yards vs UL Lafayette on Sept. 24.
- Caught one pass for five yards vs Navy on Sept. 17.
- Reeled in one catch for 17 yards on a 4th-and-10 play at Wake Forest on Sept. 1.

RECEIVING	g	rec	yards	td	long	rec/g	avg/c	avg/g
2013	11	6	101	2	42	0.5	16.8	9.2
2014	12	7	55	0	16	0.6	7.9	4.6
2015	11	25	431	3	76	2.3	17.2	39.2
2016	6	3	38	0	17	0.5	12.7	6.3
TOTAL	40	41	625	5	76	1.0	15.2	15.6

## WIDE RECEIVERS



### 5 • Terren Encalade

6-0 • 195 • RS-So. • 1L

- Played in 20 career games with 14 starts.
- Has hauled in 46 receptions for 577 yards and rushed for 23 yards on two attempts.
- Led the team in receiving yards with 47 on three receptions vs

Memphis on Oct. 14, including a long of 27 yards. Now has three or more receptions in three straight games.

- With 103 receiving yards vs ULL on Sept. 24 and 125 yards at UMass on Oct. 1, Encalade became the first Tulane receiver since Ryan Grant in 2012 to net back-to-back 100+ yard receiving games.

- Set a new career high with 125 receiving yards at UMass on Oct. 1, where he also tied his career high of seven receptions. Also recorded a 36-yard touchdown reception, marking the longest touchdown catch of his career.

- Recorded a career best seven receptions for 103 yards with a career high three touchdowns - with two coming in overtime - in the 41-39 quadruple overtime win vs UL Lafayette on Sept. 24.

- Encalade's three touchdown receptions vs UL Lafayette on Sept. 24 marked the first time since Roydell Williams caught three TD's against UAB on Oct. 23, 2004.

- Recorded his first career rush attempts vs Navy on Sept. 17, notching two carries for 23 yards.

- Had one of two total Tulane receptions (five yards) in 66-21 win over Southern on Sept. 10.

- Tied Dace for the most receptions in the opener at Wake Forest on Sept 1 with four, equating to 19 total yards.

RUSHING	g	att	yards	td	long	avg/c	avg/g
2014	12	0	0	0	0	0.0	0.0
2015	2	0	0	0	0	0.0	0.0
2016	6	2	23	0	13	11.5	3.8
TOTAL	20	2	23	0	13	11.5	1.1

RECEIVING	g	rec	yards	td	long	rec/g	avg/c	avg/g
2014	12	20	235	0	35	1.7	11.8	19.6
2015	2	4	43	0	20	2.0	10.8	21.5
2016	6	22	299	4	38	3.7	13.6	49.8
TOTAL	20	46	577	4	38	2.3	12.5	28.9



### 7 • Devin Glenn

5-7 • 155 • So. • 1L

- Played in 13 career games, totaling 24 yards on five rushing attempts. Also has caught two passes for five yards, and returned 15 kickoffs for 287 yards (19.1 avg).
- Played in every game this season.

- Returned two kickoffs for 43 total yards at UMass on Oct. 1, including a long of 31 yards.

- Returned one kickoff for 10 yards vs UL Lafayette on Sept. 24.

- Returned two kickoffs vs Navy on Sept. 17, one for 21 yards and one for 16 yards.

RUSHING	g	att	yards	td	long	avg/c	avg/g
2015	7	4	18	0	14	4.5	2.6
2016	6	1	6	0	6	6.0	1.0
TOTAL	13	5	24	0	14	4.8	1.8

RECEIVING	g	rec	yards	td	long	rec/g	avg/c	avg/g
2015	7	2	5	0	5	0.3	2.5	0.7
2016	6	0	0	0	0	0.0	0.0	0.0
TOTAL	13	2	5	0	5	0.2	2.5	0.4

## LEFT TACKLES



### **78 • Todd Jacquet**

6-6 • 315 • RS-Sr. • 3L

- Played in 40 career games with 23 starts.
- Started in all six games this season, extending his starting streak to 18 games.
- Made the start at right guard vs Navy on Sept. 17.



### **50 • Tyler Johnson**

6-3 • 280 • Fr.

- Has not played in 2016.


## LEFT GUARDS



### **75 • Chris Taylor**

6-3 • 325 • Sr. • 3L

- Has played in 42 career games with 36 starts.
- Started in all six games this season, extending his starting streak to 33 straight games, which marks the longest on the team.
- Started at left tackle vs Navy on Sept. 17.



### **71 • Jason Stewart**

6-5 • 360 • RS-Jr. • 2L

- Played in 26 career games.
- Saw playing time vs Memphis on Oct. 14.
- Made his 2016 debut in 66-21 win over Southern on Sept. 10.

## CENTERS



### **72 • John Leglue**

6-7 • 315 • RS-So. • 1L

- Played in 18 career games with seven starts, including 14 games with four starts at right tackle.
- Started at center vs UL Lafayette on Sept. 24 and has been the mainstay at the position since.



### **53 • Keyshawn McLeod**

6-4 • 290 • RS-Fr.

- Played in two career games.
- Made his 2016 debut in 66-21 win over Southern on Sept. 10.
- Also vs Navy on Sept. 17.

## RIGHT GUARDS



### **73 • Leeward Brown**

6-4 • 350 • RS-Fr.

- Played in six career games with six starts, all this season.
- Started at left guard vs Navy on Sept. 17.



### **66 • Phabion Woodard**

6-4 • 245 • Fr.

- Has not played in 2016.

## RIGHT TACKLES



**79 • Kenneth Santa Marina**  
6-6 • 325 • RS-Jr. • 1L

- Played in 11 career games with three starts, including eight games at right guard and two at right tackle.
- Made his first career start at right tackle vs UL Lafayette on Sept. 24 and has started at right tackle every week since.



**74 • Devon Johnson**  
6-5 • 315 • RS-So. • 1L

- Played in 12 career games.
- Made his 2016 debut in 66-21 win over Southern on Sept. 10.

## Defensive Depth Chart Bios

### DEFENSIVE ENDS



**57 • Peter Woullard**  
6-4 • 245 • RS-So.

- Played in seven career games with three starts.
- Tallied two tackles in his third straight start vs Memphis on Oct. 14.
- Earned three tackles and one pass break up in his second straight start at UMass on Oct. 1.
- Made his first collegiate start vs UL Lafayette on Sept. 24, when he recorded his second straight game with a sack and a forced fumble, in which he returned for 34 yards.
- Earned his first collegiate sack and forced fumble vs Navy on Sept. 17.

TACKLES	g	ua	a	total	tfl	pd	ff	fr	blk
2015	1	0	0	0	0.0-0	0	0	0	0
2016	6	6	7	13	2.0-10	1	0	2	0
TOTAL	7	6	7	13	2.0-10	1	0	2	0

SACKS	g	ua	a	total	yards
2015	1	0	0	0.0	0
2016	6	2	0	2.0	10
TOTAL	7	2	0	2.0	10



**90 • Robert Kennedy**  
6-1 • 265 • RS-So. • 1L

- Played in 16 career games with two starts.
- Made his first collegiate start at Wake Forest on Sept. 1. Also started vs Southern on Sept. 10.
- Recorded three tackles at Wake Forest on Sept. 1 (2 solo), including an assisted tackle for loss.

TACKLES	g	ua	a	total	tfl	pd	ff	fr	blk
2015	12	4	2	6	1.0-6	0	0	0	0
2016	4	2	1	3	0.5-1	0	0	0	0
TOTAL	16	6	3	9	1.5-7	0	0	0	0

SACKS	g	ua	a	total	yards
2015	12	1	0	1.0	6
2016	4	0	0	0.0	0
TOTAL	16	1	0	1.0	6



## DEFENSIVE ENDS



### 87 • Ade Aruna

6-6 • 265 • RS-Jr. • 2L

- Played in 26 career games with 17 starts.
- Recorded 58 career tackles, 10.0 tackles for loss, 6.0 sacks, three forced fumbles and two fumble recoveries.
- Started in all six games this season.
- Recorded his second sack of the season vs Memphis on Oct. 14, earning a total of two tackles for a loss of eight yards on the night. Also collected his second fumble recovery of the season to go along with his four total tackles.
- Tallied one tackle at UMass on Oct. 1, bringing his season total to 15.
- Recorded a season high five tackles vs UL Lafayette on Sept. 24.
- Tallied his first career fumble recovery vs Navy on Sept. 17, along with gathering three tackles, including one tackle for a loss of two yards.
- Earned his fifth career sack vs Southern on Sept. 10, resulting in his third career forced fumble, which led to a Tulane touchdown on ensuing drive.
- Collected four tackles at Wake Forest on Sept. 1.

TACKLES	g	ua	a	total	tfl	pd	ff	fr	blk
2014	8	6	1	7	1.0-4	0	1	0	0
2015	12	24	8	32	5.0-27	2	1	0	0
2016	6	10	9	19	4.0-20	0	1	2	0
TOTAL	26	40	18	58	10.0-51	2	3	2	0

SACKS	g	ua	a	total	yards
2014	8	1	0	1.0	4
2015	12	3	0	3.0	20
2016	6	2	0	2.0	17
TOTAL	26	6	0	6.0	41



### 54 • Quinlan Carroll

6-2 • 235 • RS-Jr. • 2L

- Played in 23 career games with one start.
- Played in all six games this season.
- Added one solo tackle to his name vs Memphis on Oct. 14.
- Finished with a career high six tackles vs UL Lafayette on Sept. 24, also achieving his first career sack and multi-sack performance. Finished with three tackles for a loss of 15 yards.
- Registered one tackle for a loss of two yards vs Navy on Sept. 17.
- Earned two more tackles vs Southern on Sept. 10, including one for a loss of one yard.
- Recorded two tackles at Wake Forest on Sept. 1.

TACKLES	g	ua	a	total	tfl	pd	ff	fr	blk
2014	9	0	2	2	0.0-0	0	0	0	0
2015	8	1	0	1	0.0-0	0	0	0	0
2016	6	9	3	12	5.0-18	0	0	0	0
TOTAL	23	10	5	15	5.0-18	0	0	0	0

SACKS	g	ua	a	total	yards
2014	9	0	0	0.0	0
2015	8	0	0	0.0	0
2016	6	2	0	2.0	14
TOTAL	23	2	0	2.0	14

## DEFENSIVE ENDS



### 92 • Daren Williams

6-3 • 250 • Jr. • 2L

- Has played in 25 career games with one start.
- Boasts 33 career tackles to his name, including three tackles for loss for 19 yards.
- Notched a season best four tackles in the win over UL Lafayette on Sept. 24.
- Recorded one tackle for a loss of two yards vs Southern on Sept. 10.

TACKLES	g	ua	a	total	tfl	pd	ff	fr	blk
2014	9	4	6	10	0.0-0	0	0	0	0
2015	11	6	12	18	2.0-17	0	0	0	0
2016	5	4	1	5	1.0-2	0	0	0	0
TOTAL	25	14	19	33	3.0-19	0	0	0	0

SACKS	g	ua	a	total	yards
2014	9	0	0	0.0	0
2015	11	0	2	1.0	15
2016	5	0	0	0.0	0
TOTAL	25	0	2	1.0	15



### 44 • Luke Jackson

6-3 • 240 • RS-Jr. • 1L

- Played in 18 career games, including appearances in all six games this season.
- Earned a tackle for the second straight week at UMass on Oct. 1.
- Notched a tackle vs UL Lafayette on Sept. 24.

TACKLES	g	ua	a	total	tfl	pd	ff	fr	blk
2015	12	2	1	3	1.0-3	0	0	0	0
2016	6	3	0	3	0.0-0	0	0	0	0
TOTAL	18	5	1	6	1.0-3	0	0	0	0

## DEFENSIVE TACKLES



### 77 • Tanel Smart

6-1 • 305 • Sr. • 3L


- Played in 42 career games with 30 starts.
- Recorded 155 career tackles with 29 tackles for loss, seven career sacks, three forced fumbles and two fumble recoveries.
- Led the team in tackles with seven, including one for a loss of

five yards, vs. Memphis on Oct. 14.

- Recorded a sack and forced fumble in the third quarter at UMass on Oct. 1, which led to a Tulane touchdown just two plays later. Finished with four tackles in the 31-24 victory.
- Earned a career high 10 tackles vs UL Lafayette on Sept. 24, including his sixth career sack (second of the season).
- Collected six tackles vs Navy on Sept. 17.
- Garnered his second career fumble recovery vs Southern on Sept. 10 which resulted in a touchdown drive in the ensuing offensive series.
- Earned the lone sack (loss of three yards) for the Wave at Wake Forest on Sept. 1, on his way to garnering four tackles, including two for a loss of six yards.

TACKLES	g	ua	a	total	tfl	pd	ff	fr	blk
2013	12	7	7	14	0.5-0	1	0	0	0
2014	12	21	26	47	6.5-32	1	1	0	0
2015	12	42	20	62	15.0-46	0	1	1	0
2016	6	17	15	32	7.0-25	0	1	1	0
TOTAL	42	87	68	155	29.0-103	2	3	2	0

SACKS	g	ua	a	total	yards
2013	12	0	0	0.0	0
2014	12	2	0	2.0	18
2015	12	2	0	2.0	13
2016	6	3	0	3.0	10
TOTAL	42	7	0	7.0	41



### 91 • Eldrick Washington

6-2 • 280 • RS-Jr. • 2L

- Played in 22 career games with one start.
- Made appearances in all six games this season, including his first career start vs Navy on Sept. 17.
- Collected one solo tackle vs Memphis on Oct. 14.

- Earned his first sack of the season at UMass on Oct. 1, forcing a loss of seven yards.
- Earned a season high four tackles vs UL Lafayette on Sept. 24.
- Recorded three tackles vs Southern on Sept. 10, including one tackle for a loss of three yards.

TACKLES	g	ua	a	total	tfl	pd	ff	fr	blk
2013	1	0	2	2	0.5-1	0	0	0	0
2014	9	2	0	2	1.0-10	0	0	0	0
2015	6	6	2	8	1.0-5	1	0	0	0
2016	6	6	3	9	2.0-10	0	0	0	0
TOTAL	22	14	7	21	4.5-26	1	0	0	0

SACKS	g	ua	a	total	yards
2013	1	0	0	0.0	0
2014	9	1	0	1.0	10
2015	6	1	0	1.0	5
2016	6	1	0	1.0	7
TOTAL	22	3	0	3.0	22

## NOSE TACKLES



### 94 • Sean Wilson

6-4 • 295 • Jr. • 2L

- Played in 28 career games with 17 starts.
- Owns 72 career tackles to his name, including six sacks.
- Played in all six games this season, including starts in the last three games.

- Recorded his first multi-sack game of his career with two against Memphis on Oct. 14, totaling a loss of 14 yards. Wilson finished with four total tackles on the night.
- Picked up three tackles at UMass on Oct. 1, including one for a loss of four yards.
- Earned a season best five tackles vs UL Lafayette, including his first sack of the season.
- Collected two tackles at Wake Forest.

TACKLES	g	ua	a	total	tfl	pd	ff	fr	blk
2014	12	16	13	29	2.5-6	1	0	0	0
2015	10	21	8	29	6.0-17	1	0	0	0
2016	6	7	7	14	4.0-22	0	0	0	0
TOTAL	28	44	28	72	12.5-45	2	0	0	0

SACKS	g	ua	a	total	yards
2014	12	1	0	1.0	2
2015	10	2	0	2.0	13
2016	6	3	0	3.0	18
TOTAL	28	6	0	6.0	33



### 65 • Braynon Edwards

6-1 • 350 • RS-So.

- Played in six career games with one start.
- Made appearances in all six games this season, including his first career start vs Navy on Sept. 17.
- Has yet to record a statistic this season.

## MIDDLE LINEBACKERS



### 2 • Nico Marley

5-8 • 200 • Sr. • 3L

- Played in 43 career games with 42 starts.
- Boasts 276 career tackles (173 solo, 103 assists), including 42.5 tackles for loss, 6.5 sacks, four interceptions, five pass break-ups, five forced fumbles and four fumble recoveries.
- Forced his second fumble of the season vs Memphis on Oct. 14, where he also led the team in total tackles with seven.
- Tallied four tackles at UMass on Oct. 1.
- Led the team with double-digit tackles (11) for the second straight week vs ULL (9/24), including his third sack of the season and first forced fumble on the year. Marked his eighth career game with double-digit tackles.
- Led the team with 14 tackles vs Navy on Sept. 17, marking his seventh career game with 10+ tackles. Also recorded a career best two sacks for a total loss of 13 yards.
- Reeled in a first quarter interception vs Southern on Sept. 10, marking the fourth of his career. Marley has now snagged an interception in all four seasons.
- Ranked third on the team in tackles at Wake Forest on Sept. 1, collecting five, including one tackle for a loss of two yards.

TACKLES	g	ua	a	total	tfl	pd	ff	fr	blk
2013	13	37	30	67	10.0-43	3	1	2	0
2014	12	46	36	82	13.5-43	4	1	2	0
2015	12	62	20	82	13.0-47	1	1	0	0
2016	6	28	17	45	6.0-30	1	2	0	0
TOTAL	43	173	103	276	42.5-163	9	5	4	0

SACKS	g	ua	a	total	yards
2013	13	2	0	2.0	19
2014	12	0	1	0.5	2
2015	12	1	0	1.0	12
2016	6	3	0	3.0	23
TOTAL	43	6	1	6.5	56

INTERCEPTIONS	g	no.	yards	td	long	avg/r	avg/g
2013	13	1	30	0	30	30.0	2.3
2014	12	1	3	0	3	3.0	0.2
2015	12	1	7	0	7	7.0	0.6
2016	6	1	0	0	0	0.0	0.0
TOTAL	43	4	40	0	30	10.0	0.9

## MIDDLE LINEBACKERS



### 56 • Rae Juan Marbley

6-0 • 240 • Jr. • 2L

- Has played in 29 career games with one start.
- Totaled 66 career tackles along with one interception.
- Tied his career high of six tackles vs Memphis on Oct. 14, last achieved vs UConn in Nov. of 2015. Also recorded one tackle for loss.
- Earned four tackles for the second straight week vs UL Lafayette on Sept. 24.
- Added four tackles to his season resume vs Navy on Sept. 17.
- Led the Wave with five solo tackles vs Southern on Sept. 10.
- Earned two tackles at Wake Forest on Sept. 1.

TACKLES	g	ua	a	total	tfl	pd	ff	fr	blk
2014	12	6	5	11	0.0-0	0	0	0	0
2015	12	29	5	34	0.0-0	1	0	0	0
2016	5	16	5	21	1.0-1	0	0	0	0
TOTAL	29	51	15	66	1.0-1	1	0	0	0

INTERCEPTIONS	g	no.	yards	td	long	avg/r	avg/g
2014	12	0	0	0	0	0.0	0.0
2015	12	1	31	0	31	31.0	2.6
2016	5	0	0	0	0	0.0	0.0
TOTAL	29	1	31	0	31	31.0	1.1



### 52 • Eric Thomas

5-10 • 240 • Sr. • 3L

- Played in 42 career games with 15 starts.
- Boasts 115 career tackles, 2.0 sacks, 15.0 tackles for loss and two forced fumbles.
- Notched one tackle for loss against Memphis on Oct. 14.
- Logged one tackle at UMass on Oct. 1.
- Recorded four total tackles (three solo) vs Southern on Sept. 10
- Season total of 10 tackles leads the Green Wave.
- Started at Wake Forest on Sept. 1, ranking second in total tackles with six.

TACKLES	g	ua	a	total	tfl	pd	ff	fr
2013	13	3	3	6	0.5-1	0	0	0
2014	12	19	11	30	6.0-27	2	1	0
2015	11	49	18	67	7.5-36	1	1	0
2016	6	7	5	12	1.0-1	0	0	0
TOTAL	42	78	37	115	15.0-65	3	2	0

SACKS	g	ua	a	total	yards
2013	13	0	0	0.0	0
2014	12	1	0	1.0	7
2015	11	1	0	1.0	7
2016	6	0	0	0.0	0
TOTAL	42	2	0	2.0	14

## WEAKSIDE LINEBACKERS



### 40 • Zachery Harris

6-0 • 220 • So. • 1L

- Played in 13 career games with four starts.
- Recorded 36 career tackles.
- Logged one tackle vs Memphis on Oct. 14.
- Led the team with a career high eight tackles at UMass on Oct. 1, which also marked his third straight start.
- Collected five tackles vs UL Lafayette on Sept. 24.
- Picked up his first career start vs Southern on Sept. 10, where he earned four tackles.

TACKLES	g	ua	a	total	tfl	pd	ff	fr	blk
2014	5	5	1	6	1.5-10	0	0	0	0
2015	3	8	4	12	0.0-0	0	0	0	0
2016	5	12	6	18	0.0-0	0	0	0	0
TOTAL	13	25	11	36	1.5-10	0	0	0	0



### 55 • Eric Bowie

6-2 • 225 • RS-So. • 1L

- Played in 17 career games
- Collected 29 career tackles.
- Logged one tackle vs. Memphis on Oct. 14.
- Earned two tackles at UMass on Oct. 1.
- Recorded a season best four tackles vs UL Lafayette on Sept. 24.
- Collected three solo tackles in the 66-21 win over Southern on Sept. 10.
- Earned one tackle at Wake Forest on Sept. 1.

TACKLES	g	ua	a	total	tfl	pd	ff	fr	blk
2015	11	12	6	18	0.0-0	1	0	0	0
2016	6	11	0	11	0.0-0	0	0	0	0
TOTAL	17	23	6	29	0.0-0	1	0	0	0

## NICKLEBACKS



### 19 • Taris Shenall

6-0 • 185 • So. • 1L

- Played in 18 career games with three starts at cornerback.
- Has 25 career tackles and one interception to his credit.
- Tallied one tackle vs. Memphis on Oct. 14.
- Added two tackles vs UL Lafayette on Sept. 24.
- Recorded two tackles vs Navy on Sept. 17.
- Collected a season best four tackles vs Southern on Sept. 10, including one pass break-up.
- Earned one solo tackle at Wake Forest on Sept. 1.

INTERCEPTIONS	g	no.	yards	td	long	avg/r	avg/g
2015	12	1	5	0	5	5.0	0.4
2016	6	0	0	0	0	0.0	0.0
TOTAL	18	1	5	0	5	5.0	0.3

TACKLES	g	ua	a	total	tfl	pd	ff	fr	blk
2015	12	12	3	15	0.0-0	2	0	0	0
2016	6	9	1	10	0.0-0	1	0	0	0
TOTAL	18	21	4	25	0.0-0	3	0	0	0



### 16 • P.J. Hall

5-11 • 190 • Fr.

- Played in six career games, all this season.
- Has not recorded a statistic.



## CORNERBACKS



### 17 • Parry Nickerson

6-0 • 175 • RS-Jr. • 2L

- Played in 31 career games with 28 starts.
- Logged 118 total tackles (94 solo, 24 assists), 6.0 tackles for loss, three forced fumbles, three fumble recoveries - including one for a touchdown - one blocked field goal, 22 pass breakups and eight interceptions - including one returned for a touchdown.
- Recorded a forced fumble and recovery on the same play against Memphis on Oct. 14. Also tied his career high of three breakups. Finished with four tackles on the night.
- Logged two tackles and one pass breakup at UMass on Oct. 1.
- Earned his second interception of the season vs UL Lafayette on Sept. 24, returning it 37 yards to set up a Tulane field goal. Also netted three tackles.
- Netted three tackles and one pass breakup vs Navy on Sept. 17.
- Recorded his seventh career interception vs Southern on Sept. 10, returning it 96 yards for the touchdown - which marked a career first.
- Set a career high of three pass break-ups at Wake Forest on Sept. 1.

INTERCEPTIONS	g	no.	yards	td	long	avg/r	avg/g
2013	1	0	0	0	0	0.0	0.0
2014	12	6	24	0	12	4.0	2.0
2015	12	0	0	0	0	0.0	0.0
2016	6	2	133	1	96	66.5	22.2
TOTAL	31	8	157	1	96	19.6	5.1

TACKLES	g	ua	a	total	tfl	pd	ff	fr	blk
2013	1	5	2	7	0.0-0	0	1	0	0
2014	12	40	11	51	2.5-4	12	0	1	0
2015	12	41	5	46	3.5-4	8	1	1	1
2016	6	8	6	14	0.0-0	11	1	1	0
TOTAL	31	94	24	118	6.0-8	31	3	3	1



### 37 • Thakarius Keyes

6-1 • 185 • Fr.

- Played in two career games.
- Made his Green Wave debut in 66-21 win over Southern on Sept. 10, recording his first career tackle.

TACKLES	g	ua	a	total	tfl	pd	ff	fr	blk
2016	2	0	1	1	0.0-0	0	0	0	0
TOTAL	2	0	1	1	0.0-0	0	0	0	0

## CORNERBACKS



### 23 • Richard Allen

5-9 • 175 • Sr. • 3L

- Played in 31 career games with 11 starts at nickelback.
- Reeled in his first career interception vs. Memphis on Oct. 14, to go along with his three total tackles and one breakup.
- Notched a season high six tackles along with his second forced

- fumble of the season at UMass on Oct. 1.
- Recorded two tackles along with his first fumble recovery of the season in the win vs UL Lafayette on Sept. 24.
- Collected two tackles vs Navy on Sept. 17.
- Earned his first career forced fumble vs Southern on Sept. 10, saving a touchdown as he stripped Willie Quinn on the two-yard line as the ball rolled into the end zone resulting in a touchback.
- Recorded five total tackles at Wake Forest on Sept. 1.

TACKLES	g	ua	a	total	tfl	pd	ff	fr	blk
2013	13	7	2	9	0.0-0	0	0	0	0
2014	7	3	2	5	0.0-0	0	0	0	0
2015	5	16	2	18	0.0-0	4	0	1	0
2016	6	16	5	21	0.0-0	2	2	1	0
TOTAL	31	42	11	53	0.0-0	6	2	2	0

INTERCEPTIONS	g	no.	yards	td	long	avg/r	avg/g
2013	13	0	0	0	0	0.0	0.0
2014	7	0	0	0	0	0.0	0.0
2015	5	0	0	0	0	0.0	0.0
2016	6	1	5	0	5	5.0	0.8
TOTAL	31	1	5	0	5	5.0	0.2



### 11 • Tre Jackson

5-9 • 180 • Fr.

- Played in two career games.
- Made his Green Wave debut at UMass on Oct. 1.

## FREE SAFETIES



### 6 • Jarrod Franklin

6-0 • 205 • RS-Jr. • 2L

- Played in 31 career games with 20 starts.
- Has 132 career tackles (85 solo, 47 assists), including 2.5 sacks, 6.5 tackles for loss, two fumble recoveries, two forced fumbles, four pass break-ups and two interceptions.
- Logged five tackles and one pass break-up against Memphis on Oct. 14. Has now tallied five tackles or more in three straight games.
- Garnered two take-aways at UMass on Oct. 1, earning both his first interception and fumble recovery of the season, to go along with his five tackles.
- Added seven tackles to his name vs UL Lafayette on Sept. 24.
- Tallied his first forced fumble of the season, second in his career, vs Navy on Sept. 17, along with logging the second most tackles on the team with nine, which was one short of his career best.
- Recorded his first career punt block vs Southern on Sept. 10, resulting in a three-play touchdown drive on the ensuing series. Also added one tackle to his season total.
- Led the team in tackles with seven at Wake Forest on Sept. 1.

INTERCEPTIONS	g	no.	yards	td	long	avg/r	avg/g
2013	13	1	0	0	0	0.0	0.0
2015	12	0	0	0	0	0.0	0.0
2016	6	1	0	0	0	0.0	0.0
TOTAL	31	2	0	0	0	0.0	0.0

TACKLES	g	ua	a	total	tfl	pd	ff	fr	blk
2013	13	15	9	24	1.5-8	1	1	0	0
2015	12	55	19	74	5.0-28	3	0	1	0
2016	6	15	19	34	0.0-0	2	1	1	1
TOTAL	31	85	47	132	6.5-36	6	2	2	1

SACKS	g	ua	a	total	yards
2013	13	1	0	1.0	7
2015	12	1	1	1.5	18
2016	6	0	0	0.0	0
TOTAL	31	2	1	2.5	25



### 4 • Will Harper

6-0 • 205 • Fr.

- Played in six career games.
- Has a total of 12 tackles.
- Tallied two tackles vs Memphis on Oct. 14.
- Logged one tackle at UMass on Sept. 11.
- Added three tackles to his resume vs UL Lafayette on Sept. 24.
- Collected a season high four tackles vs Southern on Sept. 10.
- Made his Green Wave debut at Wake Forest on Sept. 1, recording two tackles (1 solo).

TACKLES	g	ua	a	total	tfl	pd	ff	fr	blk
2016	6	8	4	12	0.0-0	0	0	0	0
TOTAL	6	8	4	12	0.0-0	0	0	0	0

## STRONG SAFETIES



### 38 • Roderic Teamer

6-0 • 205 • So. • 1L

- Played in 17 career games with 10 starts.
- Boasts 47 career tackles and one interception.
- Netted six tackles and one pass break-up vs. Memphis on Oct. 14.
- Tallied four tackles at UMass on Oct. 1.
- Collected six tackles vs UL Lafayette on Sept. 24.
- Achieved a career high eight tackles vs Navy on Sept. 17, including one tackle for a loss of five yards.
- Added one tackle to his season total in the 66-21 win over Southern on Sept. 10.
- Logged three solo tackles, including one tackle for a loss of two yards at Wake Forest on Sept. 1.

INTERCEPTIONS	g	no.	yards	td	long	avg/r	avg/g
2015	11	1	10	0	10	10.0	0.9
2016	6	0	0	0	0	0.0	0.0
TOTAL	17	1	10	0	10	10.0	0.6

TACKLES	g	ua	a	total	tfl	pd	ff	fr	blk
2015	11	15	4	19	1.0-1	4	1	0	0
2016	6	22	6	28	2.0-7	1	0	0	0
TOTAL	17	37	10	47	3.0-8	5	1	0	0



### 12 • Sean Harper

6-1 • 200 • Fr.

- Played in five career games, all this season.
- Has not recorded a statistic.
- Made his Green Wave debut at Wake Forest on Sept. 1.

## Specialists Depth Chart Bios

### KICKERS



#### 42 • Andrew DiRocco

6-1 • 185 • Jr. • 2L

- Played in 30 career games.
- 24-of-35 (.686) in field goals while going 70-of-73 on extra point attempts (.959) for his career.
- Missed a 39-yard field goal vs. Memphis on Oct. 14, but went

2-for-2 on extra point attempts.

- Went 1-for-1 at UMass on Oct. 1, connecting on a 22-yard field goal.
- Connected on a career best 4-for-4 in the 41-39 quadruple overtime victory over UL Lafayette on Sept. 24. Sent the game into the fourth overtime when he delivered on a career long 48-yard field goal. DiRocco's performance earned him American Athletic Conference and Louisiana Sports Writers Association Special Teams Player of the Week, as well as one of the Stars of the Week recognition by the Lou Garza Award.
- Had one attempt from 45-yards out vs Navy on Sept. 17, falling to 2-for-4 on the season.
- Connected on a 25-yard field goal in 66-21 win over Southern on Sept. 10.
- Was the lone score in week one at Wake Forest on Sept. 1, connecting on a 41-yard field goal, which was just one yard shy of his career best. Finished 1-for-2 on the night.

SCORING	g	td	rush	rcv	ret	pat	2pat	fg	total	avg/g
2014	12	0	0	0	0	22	0	8	46	3.8
2015	12	0	0	0	0	29	0	9	56	4.7
2016	6	0	0	0	0	19	0	7	40	6.7
TOTAL	30	0	0	0	0	70	0	24	142	4.7

FIELD GOALS	g	made	att	long	pct
2014	12	8	15	42	53.3
2015	12	9	10	39	90.0
2016	6	7	10	48	70.0
TOTAL	30	24	35	48	68.6

### PUNTERS



#### 49 • Zachary Block

6-5 • 190 • So. • 1L

- Played in 14 career games.
- Boasts 76 career punts for 2,980 yards (39.2 avg.) and 10 punts inside the 20.
- Punted seven times vs. Memphis on Oct. 14 for an average of

45.6 yards. Also punted a career long 59 yards in the game.

- Punted twice at UMass on Oct. 1, including a long of 39 yards.
- Punted a career high 10 times vs UL Lafayette on Sept. 24, averaging 40.5 yards per punt, including a long of 54. Also placed four punts within UL Lafayette's 20-yard line.
- Punted five times vs Navy on Sept. 1, averaging 40.2 yards per punt, including a long of 44 yards.

- Kicked 5 punts at Wake Forest on Sept. 1 for an average of 41.8, including a long of 46 yards. Also stuck two punts within the opponent's 20-yard line.

PUNTING	g	no.	yards	long	avg
2015	8	47	1783	53	37.9
2016	6	29	1197	59	41.3
TOTAL	14	76	2980	59	39.2

KICKOFFS	g	no.	yards	avg
2015	8	0	0	0.0
2016	6	28	1763	63.0
TOTAL	14	28	1763	63.0



#### 45 • Randy Harvey

6-0 • 195 • So. • 1L

- Played in one career game.
- Made his Green Wave debut vs Southern on Sept. 10.



#### 43 • Coby Neenan

6-2 • 185 • Fr.

## DEEP SNAPPERS



**60 • Geron Eatherly**  
6-0 • 215 • Fr.

• Played in six career games, all this season.




**72 • John Leglue**  
6-7 • 315 • RS-So. • 1L

## HOLDERS



**14 • Glen Cuiellette**  
6-0 • 215 • RS-So. • SQ




**49 • Zachary Block**  
6-5 • 190 • So. • 1L



**5 • Terren Encalade**  
6-0 • 195 • RS-So. • 1L

## KICKOFF RETURNERS



**26 • Dontrell Hilliard**  
6-0 • 200 • Jr. • 2L

KICK RETURNS	g	no.	yards	td	long	avg/r	avg/g
2014	12	17	260	0	28	15.3	21.7
2015	12	0	0	0	0	0.0	0.0
2016	6	1	18	0	18	18.0	3.0
TOTAL	30	18	278	0	28	15.4	9.3



**7 • Devin Glenn**  
5-7 • 155 • So. • 1L

KICK RETURNS	g	no.	yards	td	long	avg/r	avg/g
2015	7	10	197	0	36	19.7	28.1
2016	6	5	90	0	31	18.0	15.0
TOTAL	13	15	287	0	36	19.1	22.1



**8 • Devon Breaux**  
6-0 • 185 • RS-Sr. • 3L

KICK RETURNS	g	no.	yards	td	long	avg/r	avg/g
2013	11	4	117	0	46	29.2	10.6
2014	12	2	36	0	22	18.0	3.0
2015	11	1	0	0	0	0.0	0.0
2016	6	3	53	0	22	17.7	8.8
TOTAL	40	10	206	0	46	20.6	5.2



## PUNT RETURNERS



### **26 • Dontrell Hilliard**

6-0 • 200 • Jr. • 2L

PUNT RETURNS	g	no.	yards	td	long	avg/r	avg/g
2014	12	0	0	0	0	0.0	0.0
2015	12	0	0	0	0	0.0	0.0
2016	6	7	25	0	10	3.6	4.2
TOTAL	30	7	25	0	10	3.6	0.8



### **85 • Larry Dace III**

5-9 • 170 • RS-Sr. • 2L



### **5 • Terren Encalade**

6-0 • 195 • RS-So. • 1L



## 2016 SEASON STATS

### GAME RESULTS

Date	Opponent		Score	Overall	Conference	Time	Attend
Sep 01, 2016	at Wake Forest	L	3-7	0-1	0-0	2:58	24398
Sep 10, 2016	SOUTHERN	W	66-21	1-1	0-0	3:09	27179
* Sep 17, 2016	NAVY	L	14-21	1-2	0-1	2:57	21503
Sep 24, 2016	UL LAFAYETTE	Wo	41-39	2-2	0-1	4:04	24253
10/01/16	at Massachusetts	W	31-24	3-2	0-1	3:14	14892
* Oct 14, 2016	MEMPHIS	L	14-24	3-3	0-2	3:24	21098

### TEAM STATISTICS

Team Statistics	TLN	OPP
SCORING	169	136
Points Per Game	28.2	22.7
FIRST DOWNS	111	96
Rushing	73	46
Passing	28	44
Penalty	10	6
RUSHING YARDAGE	1402	851
Yards gained rushing	1548	1017
Yards lost rushing	146	166
Rushing Attempts	307	232
Average Per Rush	4.6	3.7
Average Per Game	233.7	141.8
TDs Rushing	13	8
PASSING YARDAGE	660	1093
Comp-Att-Int	52-118-3	91-166-6
Average Per Pass	5.6	6.6
Average Per Catch	12.7	12.0
Average Per Game	110.0	182.2
TDs Passing	6	7
TOTAL OFFENSE	2062	1944
Total Plays	425	398
Average Per Play	4.9	4.9
Average Per Game	343.7	324.0
KICK RETURNS: #-Yards	14-318	16-321
PUNT RETURNS: #-Yards	8-25	10-25
INT RETURNS: #-Yards	6-150	3-28
KICK RETURN AVERAGE	22.7	20.1
PUNT RETURN AVERAGE	3.1	2.5
INT RETURN AVERAGE	25.0	9.3
FUMBLES-LOST	6-4	10-9
PENALTIES-Yards	36-288	33-311
Average Per Game	48.0	51.8
PUNTS-Yards	32-1246	37-1472
Average Per Punt	38.9	39.8
Net punt average	36.3	36.9

Team Statistics	TLN	OPP
KICKOFFS-Yards	29-1821	25-1580
Average Per Kick	62.8	63.2
Net kick average	40.5	39.5
TIME OF POSSESSION/Game	33:09	26:51
3RD-DOWN Conversions	24/91	36/96
3rd-Down Pct	26%	38%
4TH-DOWN Conversions	11/20	3/5
4th-Down Pct	55%	60%
SACKS BY-Yards	16-99	11-75
MISC YARDS	0	0
TOUCHDOWNS SCORED	21	16
FIELD GOALS-ATTEMPTS	7-10	8-8
ON-SIDE KICKS	0-1	1-1
RED-ZONE SCORES	(20-24) 83%	(17-18) 94%
RED-ZONE TOUCHDOWNS	(14-24) 58%	(11-18) 61%
PAT-ATTEMPTS	(20-20) 100%	(12-13) 92%
ATTENDANCE	94033	39290
Games/Avg Per Game	4/23508	2/19645
Neutral Site Games		0/0

Score by Quarters	1st	2nd	3rd	4th	OT	Total
Tulane	38	44	38	24	25	169
Opponents	27	27	26	33	23	136

# 2016 SEASON STATS



## OFFENSE AND RETURN SUMMARY

<b>Rushing</b>	<b>gp-gs</b>	<b>att</b>	<b>gain</b>	<b>loss</b>	<b>net</b>	<b>avg</b>	<b>td</b>	<b>lg</b>	<b>avg/g</b>
HILLIARD, Dontrell	6-6	79	415	10	405	5.1	5	42	67.5
ROUNDS, Josh	6-0	56	301	2	299	5.3	4	44	49.8
THOMPSON, Lazedrick	6-0	39	228	6	222	5.7	3	36	37.0
CUIELLETTE, Glen	6-4	65	233	73	160	2.5	1	25	26.7
BRANTLEY, Johnathan	4-2	32	195	39	156	4.9	0	63	39.0
BADIE, Sherman	2-0	12	68	2	66	5.5	0	22	33.0
ZUCKERMAN, Andrew	2-0	4	26	0	26	6.5	0	15	13.0
ENCALADE, Terren	6-6	2	23	0	23	11.5	0	13	3.8
BRADWELL, Darius	2-0	8	21	0	21	2.6	0	10	10.5
MOONEY, Darnell	6-3	3	18	0	18	6.0	0	8	3.0
SCOTT, Trey	5-0	1	7	0	7	7.0	0	7	1.4
BERTRAND, Jared	1-0	1	7	0	7	7.0	0	7	7.0
GLENN, Devin	6-0	1	6	0	6	6.0	0	6	1.0
TEAM	4-0	4	0	14	-14	-3.5	0	0	-3.5
Total	6	307	1548	146	1402	4.6	13	63	233.7
Opponents	6	232	1017	166	851	3.7	8	61	141.8

<b>Passing</b>	<b>gp-gs</b>	<b>effic</b>	<b>comp-att-int</b>	<b>pct</b>	<b>yds</b>	<b>td</b>	<b>lg</b>	<b>avg/g</b>
CUIELLETTE, Glen	6-4	112.80	45-98-3	45.9	616	6	46	102.7
BRANTLEY, Johnathan	4-2	53.48	7-20-0	35.0	44	0	12	11.0
Total	6	102.75	52-118-3	44.1	660	6	46	110.0
Opponents	6	116.81	91-166-6	54.8	1093	7	52	182.2

<b>Receiving</b>	<b>gp-gs</b>	<b>no.</b>	<b>yds</b>	<b>avg</b>	<b>td</b>	<b>lg</b>	<b>avg/g</b>
ENCALADE, Terren	6-6	22	299	13.6	4	38	49.8
MOONEY, Darnell	6-3	10	121	12.1	1	25	20.2
HILLIARD, Dontrell	6-6	5	64	12.8	0	28	10.7
DACE, Larry	5-3	4	38	9.5	0	18	7.6
ROUNDS, Josh	6-0	3	55	18.3	0	46	9.2
BREAUX, Devon	6-5	3	38	12.7	0	17	6.3
ARDOIN, Kendall	5-5	2	27	13.5	1	20	5.4
THOMPSON, Lazedrick	6-0	2	0	0.0	0	6	0.0
JOHNSON, Chris	6-1	1	18	18.0	0	18	3.0
Total	6	52	660	12.7	6	46	110.0
Opponents	6	91	1093	12.0	7	52	182.2

<b>Punt Returns</b>	<b>no.</b>	<b>yds</b>	<b>avg</b>	<b>td</b>	<b>lg</b>
HILLIARD, Dontrell	7	25	3.6	0	10
FRANKLIN, Jarrod	1	0	0.0	0	0
Total	8	25	3.1	0	10
Opponents	10	25	2.5	0	9

<b>Interceptions</b>	<b>no.</b>	<b>yds</b>	<b>avg</b>	<b>td</b>	<b>lg</b>
NICKERSON, Parry	2	133	66.5	1	96
FRANKLIN, Jarrod	1	0	0.0	0	0
MARLEY, Nico	1	0	0.0	0	0
ALLEN, Richard	1	5	5.0	0	5
LEWIS, Donnie	1	12	12.0	0	12
Total	6	150	25.0	1	96
Opponents	3	28	9.3	1	28

<b>Kick Returns</b>	<b>no.</b>	<b>yds</b>	<b>avg</b>	<b>td</b>	<b>lg</b>
GLENN, Devin	5	90	18.0	0	31
BADIE, Sherman	5	157	31.4	1	86
BREAUX, Devon	3	53	17.7	0	22
HILLIARD, Dontrell	1	18	18.0	0	18
Total	14	318	22.7	1	86
Opponents	16	321	20.1	0	39

<b>Fumble Returns</b>	<b>no.</b>	<b>yds</b>	<b>avg</b>	<b>td</b>	<b>lg</b>
WOULLARD, Peter	1	34	34.0	0	34
Total	1	34	34.0	0	34
Opponents	0	0	0.0	0	0



## 2016 SEASON STATS

### SCORING AND KICKING SUMMARY

Scoring	td	fg	PAT				dxp	saf	pts
			kick	rush	rcv	pass			
DiROCCO, Andrew	-	7-10	19-19	-	-	-	-	-	40
HILLIARD, Dontrell	5	-	-	-	-	-	-	-	30
ROUNDS, Josh	4	-	-	-	-	-	-	-	24
ENCALADE, Terren	4	-	-	-	-	-	-	-	24
THOMPSON, Lazedrick	3	-	-	-	-	-	-	-	18
ARDOIN, Kendall	1	-	-	-	1	-	-	-	8
MOONEY, Darnell	1	-	-	-	-	-	-	-	6
BADIE, Sherman	1	-	-	-	-	-	-	-	6
NICKERSON, Parry	1	-	-	-	-	-	-	-	6
CUIELLETTE, Glen	1	-	-	-	-	1-1	-	-	6
HARVEY, Randy	-	-	1-1	-	-	-	-	-	1
Total	21	7-10	20-20	-	1	1-1	-	-	169
Opponents	16	8-8	12-13	1-1	1	1-2	-	-	136

Total Offense	g	plays	rush	pass	total	avg/g
CUIELLETTE, Glen	6	163	160	616	776	129.3
HILLIARD, Dontrell	6	79	405	0	405	67.5
ROUNDS, Josh	6	56	299	0	299	49.8
THOMPSON, Lazedrick	6	39	222	0	222	37.0
BRANTLEY, Johnathan	4	52	156	44	200	50.0
BADIE, Sherman	2	12	66	0	66	33.0
ZUCKERMAN, Andrew	2	4	26	0	26	13.0
ENCALADE, Terren	6	2	23	0	23	3.8
BRADWELL, Darius	2	8	21	0	21	10.5
MOONEY, Darnell	6	3	18	0	18	3.0
BERTRAND, Jared	1	1	7	0	7	7.0
SCOTT, Trey	5	1	7	0	7	1.4
GLENN, Devin	6	1	6	0	6	1.0
TEAM	4	4	-14	0	-14	-3.5
Total	6	425	1402	660	2062	343.7
Opponents	6	398	851	1093	1944	324.0

Field Goals	fg	pct.	01-19	20-29	30-39	40-49	50-99	lg	blk
DiROCCO, Andrew	7-10	70.0	0-0	4-4	1-2	2-4	0-0	48	1

FG Sequence	Tulane	Opponents
Wake Forest	(41),43	-
Southern	(25)	-
NAVY	45	-
UL Lafayette	(22),(35),(20),(48)	(40),(39),(20),(22)
Massachusetts	(22)	(28)
Memphis	39	(37),(21),(50)

Numbers in (parentheses) indicate field goal was made.

Punting	no.	yds	avg	lg	tb	fc	i20	50+	bl
BLOCK, Zachary	29	1197	41.3	59	3	10	8	4	1
CUIELLETTE, Glen	2	49	24.5	32	0	0	2	0	1
TEAM	1	0	0.0	0	0	0	0	0	1
Total	32	1246	38.9	59	3	10	10	4	3
Opponents	37	1472	39.8	63	4	11	10	5	4

Kickoffs	no.	yds	avg	tb	ob	retn	net	yd/
BLOCK, Zachary	28	1763	63.0	13	0			
LOGAN, Steven	1	58	58.0	0	0			
Total	29	1821	62.8	13	0	20.1	40.5	2
Opponents	25	1580	63.2	11	0	22.7	39.5	2



# 2016 SEASON STATS



## ALL-PURPOSE YARDAGE

All Purpose	g	rush	rcv	pr	kr	ir	total	avg/g
HILLIARD, Dontr	6	405	64	25	18	0	512	85.3
ROUNDS, Josh	6	299	55	0	0	0	354	59.0
ENCALADE, Ter	6	23	299	0	0	0	322	53.7
BADIE, Sherma	2	66	0	0	157	0	223	111.5
THOMPSON, La	6	222	0	0	0	0	222	37.0
CUIELLETTTE, G	6	160	0	0	0	0	160	26.7
BRANTLEY, Joh	4	156	0	0	0	0	156	39.0
MOONEY, Darn	6	18	121	0	0	0	139	23.2
NICKERSON, P	6	0	0	0	0	133	133	22.2
GLENN, Devin	6	6	0	0	90	0	96	16.0
BREAUX, Devo	6	0	38	0	53	0	91	15.2
DACE, Larry	5	0	38	0	0	0	38	7.6
ARDOIN, Kenda	5	0	27	0	0	0	27	5.4
ZUCKERMAN,	2	26	0	0	0	0	26	13.0
BRADWELL, Da	2	21	0	0	0	0	21	10.5
JOHNSON, Chri	6	0	18	0	0	0	18	3.0
LEWIS, Donnie	6	0	0	0	0	12	12	2.0
SCOTT, Trey	5	7	0	0	0	0	7	1.4
BERTRAND, Jar	1	7	0	0	0	0	7	7.0
ALLEN, Richard	6	0	0	0	0	5	5	0.8
TEAM	4	-14	0	0	0	0	-14	-3.5
Total	6	1402	660	25	318	150	2555	425.8
Opponents	6	851	1093	25	321	28	2318	386.3

## STARTING LINEUPS

### OFFENSE

Opponent	QB	RB	TE	WR	WR	WR	LT	LG	C	RG	RT
Wake Forest	Cuiellette	Hilliard	Jones	Dace	Breaux	Encalade	Jacquet	Taylor	Diaz	Brown	Leglue
Southern	Cuiellette	Hilliard	Ardoin	Dace	Breaux	Encalade	Jacquet	Taylor	Diaz	Brown	Leglue
Navy	Brantley	Hilliard	Ardoin	Dace	Breaux	Encalade	Jacquet	Taylor	Diaz	Brown	Leglue
UL Lafayette	Brantley	Hilliard	Adroin	Mooney	Breaux	Encalade	Jacquet	Taylor	Leglue	Brown	Santa-Marina
UMass	Cuiellette	Hilliard	Ardoin	Mooney	Breaux	Encalade	Jacquet	Taylor	Leglue	Brown	Santa-Marina
Memphis	Cuiellette	Hilliard	Ardoin	Mooney	Johnson	Encalade	Jacquet	Taylor	Leglue	Brown	Santa-Marina
Tulsa											
UCF											
SMU											
Houston											
Temple											
UConn											

### DEFENSE

Opponent	DE	DT	NT	DE	MLB	WLB	NKL	CB	CB	FS	SS
Wake Forest	Kennedy	Smart	Wilson	Aruna	Thomas	Marley	Allen	Nickerson	Lewis	Franklin	Teamer
Southern	Kennedy	Smart	Wilson	Aruna	Marley	Harris	Allen	Nickerson	Lewis	Franklin	Teamer
Navy	Edwards	Smart	Washington	Aruna	Carroll	Marley	Allen	Nickerson	Lewis	Franklin	Teamer
UL Lafayette	Woullard	Smart	Wilson	Aruna	Marley	Harris	Allen	Nickerson	Lewis	Franklin	Teamer
UMass	Woullard	Smart	Wilson	Aruna	Marley	Harris	Allen	Nickerson	Lewis	Franklin	Teamer
Memphis	Woullard	Smart	Wilson	Aruna	Marley	Harris	Allen	Nickerson	Lewis	Franklin	Teamer
Tulsa											
UCF											
SMU											
Houston											
Temple											
UConn											



## 2016 SEASON STATS

### DEFENSIVE TOTALS

##	Defensive Leaders	gp-gs	Tackles				Sacks	Pass defense			Fumbles		blkd	
			ua	a	tot	tfl/yds		int-yds	brup	qbh	rcv-yds	ff	kick	saf
2	MARLEY, Nico	6-6	28	17	45	6.0-30	3.0-23	1-0	.	.	.	2	.	.
6	FRANKLIN, Jarrod	6-6	15	19	34	.	.	1-0	1	.	1-0	1	1	.
77	SMART, Tanzel	6-6	17	15	32	7.0-25	3.0-10	.	.	1	1-0	1	.	.
38	TEAMER, Roderic	6-6	22	6	28	2.0-7	.	.	1	.	.	.	.	.
21	LEWIS, Donnie	6-6	20	4	24	0.5-1	.	1-12	5	.	.	.	.	.
23	ALLEN, Richard	6-6	16	5	21	.	.	1-5	1	.	1-0	2	.	.
56	MARBLEY, Rae Juan	5-0	16	5	21	1.0-1	.	.	.	.	.	.	.	.
87	ARUNA, Ade	6-6	10	9	19	4.0-20	2.0-17	.	.	.	2-0	1	.	.
40	HARRIS, Zachery	5-4	12	6	18	.	.	.	.	.	.	.	.	.
94	WILSON, Sean	6-5	7	7	14	4.0-22	3.0-18	.	.	.	.	.	.	.
17	NICKERSON, Parry	6-6	8	6	14	.	.	2-133	9	.	1-0	1	.	.
57	WOULLARD, Peter	6-3	6	7	13	2.0-10	2.0-10	.	1	.	2-34	.	.	.
4	HARPER, Will	6-0	8	4	12	.	.	.	.	.	.	.	.	.
52	THOMAS, Eric	6-1	7	5	12	1.0-1	.	.	.	.	.	.	.	.
54	CARROLL, Quinlan	6-1	9	3	12	5.0-18	2.0-14	.	.	.	.	.	.	.
55	BOWIE, Eric	6-0	11	.	11	.	.	.	.	.	.	.	.	.
19	SHENALL, Taris	6-0	9	1	10	.	.	.	1	.	.	.	.	.
91	WASHINGTON, Eldrick	6-1	6	3	9	2.0-10	1.0-7	.	.	.	.	.	.	.
92	WILLIAMS, Daren	5-0	4	1	5	1.0-2	.	.	.	.	.	.	.	.
7	GLENN, Devin	6-0	3	1	4	.	.	.	.	.	.	.	.	.
44	JACKSON, Luke	6-0	3	.	3	.	.	.	.	.	.	.	.	.
90	KENNEDY, Robert	4-2	2	1	3	0.5-1	.	.	.	.	.	.	.	.
5	ENCALADE, Terren	6-6	1	1	2	.	.	.	.	.	.	.	.	.
93	WASHINGTON, John	4-0	2	.	2	1.0-1	.	.	.	.	.	.	.	.
35	GRAHAM, Lawrence	6-0	1	.	1	.	.	.	.	.	.	.	.	.
36	BRYANT, Larry	6-0	.	1	1	.	.	.	.	.	.	.	.	.
37	KEYES, Thakarius	2-0	.	1	1	.	.	.	.	.	.	.	.	.
TM	TEAM	4-0	.	.	.	.	.	.	.	.	1-0	.	.	.
Total		6	243	128	371	37-149	16-99	6-150	19	1	9-34	8	1	.
Opponents		6	254	184	438	38-139	11-75	3-28	17	5	4-0	4	2	.



# 2016 SEASON STATS

## TULANE TEAM STATISTICS GAME-BY-GAME

### TEAM STATISTICS

Date	Opponent	Rushing				Receiving				Passing				Kick Returns				Punt Returns				tot off
		no.	yds	td	lg	no.	yds	td	lg	cmp-att-int	yds	td	lg	no.	yds	td	lg	no.	yds	td	lg	
Sep 01	at Wake Forest	47	146	0	25	12	134	0	46	12-23-0	134	0	46	1	22	0	22	2	10	0	10	280
Sep 10	SOUTHERN	57	437	7	63	2	12	0	7	2-6-1	12	0	7	4	135	1	86	1	0	0	0	449
Sep 17	NAVY	47	240	2	36	3	21	0	11	3-12-0	21	0	11	3	55	0	21	1	3	0	3	261
Sep 24	UL LAFAYETTE	48	130	0	10	13	181	4	34	13-26-1	181	4	34	1	10	0	10	0	0	0	0	311
10/01/16	at Massachusetts	64	280	3	19	11	168	1	38	11-21-0	168	1	38	2	43	0	31	2	9	0	7	448
Oct 14	MEMPHIS	44	169	1	36	11	144	1	28	11-30-1	144	1	28	3	53	0	22	2	3	0	3	313
Tulane		307	1402	13	63	52	660	6	46	52-118-3	660	6	46	14	318	1	86	8	25	0	10	2062
		232	851	8	61	91	1093	7	52	91-166-6	1093	7	52	16	321	0	39	10	25	0	9	1944

Games played: 6

Avg per rush: 4.6

Avg per catch: 12.7

Pass efficiency: 102.75

Kick ret avg: 22.7

Punt ret avg: 3.1

All purpose avg/game: 425.8

Total offense avg/gm: 343.7

		Tackles				Sacks	Fumble		Pass Defense			Blkd	PAT Attempts				
Date	Opponent	ua	a	total	tfl-yds	no-yds	ff	fr-yds	int-yds	qbh	brup	kick	kick	rush	rcv	saf	pts
Sep 01	at Wake Forest	31	20	51	5.0-12	1.0-3	0	0-0	0-0	0	3	0	0-0	0	0	0	3
Sep 10	SOUTHERN	37	12	49	5.0-17	1.0-10	2	2-0	2-96	0	1	1	9-9	0	0	0	66
Sep 17	NAVY	44	22	66	7.0-30	3.0-20	1	2-0	0-0	0	3	0	2-2	0	0	0	14
Sep 24	UL LAFAYETTE	65	28	93	11.0-50	6.0-38	1	2-34	2-49	1	3	0	3-3	0	1	0	41
10/01/1	at Massachusetts	22	32	54	2.0-11	2.0-7	2	1-0	1-0	0	3	0	4-4	0	0	0	31
Oct 14	MEMPHIS	44	14	58	7.0-29	3.0-21	2	2-0	1-5	0	6	0	2-2	0	0	0	14
Tulane		243	128	371	37.0-149	16.0-99	8	9-34	6-150	1	19	1	20-20	0	1	0	169
		254	184	438	38.0-139	11.0-75	4	4-0	3-28	5	17	2	12-13	1	1	0	136

		Punting										Field Goals			Kickoffs				
Date	Opponent	no.	yds	avg	long	blkd	tb	fc	50+	i20	md-att	long	blkd	no.	yds	avg	tb	ob	
Sep 01	at Wake Forest	5	209	41.8	46	0	1	1	0	2	1-2	41	1	2	129	64.5	1	0	
Sep 10	SOUTHERN	0	0	0.0	0	0	0	0	0	0	1-1	25	0	11	680	61.8	4	0	
Sep 17	NAVY	5	201	40.2	44	0	0	3	0	2	0-1	0	0	3	195	65.0	3	0	
Sep 24	UL LAFAYETTE	11	405	36.8	54	1	0	3	1	4	4-4	48	0	5	320	64.0	3	0	
10/01/1	at Massachusetts	4	112	28.0	39	0	0	0	0	2	1-1	22	0	6	377	62.8	2	0	
Oct 14	MEMPHIS	7	319	45.6	59	0	2	3	3	0	0-1	0	0	2	120	60.0	0	0	
Tulane		32	1246	38.9	59	1	3	10	4	10	7-10	48	1	29	1821	62.8	13	0	
		37	1472	39.8	63	1	4	11	5	10	8-8	50	0	25	1580	63.2	11	0	



## 2016 SEASON STATS

### TULANE OPPONENT STATISTICS GAME-BY-GAME

#### OPPONENT STATISTICS

Date	Opponent	Rushing				Receiving				Passing				Kick Returns				Punt Returns				tot off
		no.	yds	td	lg	no.	yds	td	lg	cmp-att-int	yds	td	lg	no.	yds	td	lg	no.	yds	td	lg	
Sep 01	at Wake Forest	34	79	1	13	12	96	0	16	12-21-0	96	0	16	1	30	0	30	2	2	0	2	175
Sep 10	SOUTHERN	23	54	0	11	18	281	2	43	18-31-2	281	2	43	7	103	0	27	0	0	0	0	335
Sep 17	NAVY	55	287	3	31	5	59	0	19	5-12-0	59	0	19	0	0	0	0	1	0	0	0	346
Sep 24	UL LAFAYETTE	63	137	2	24	19	240	2	39	19-38-2	240	2	39	2	43	0	27	5	14	0	6	377
10/01/16	at Massachusetts	24	131	1	23	16	181	2	52	16-30-1	181	2	52	4	96	0	39	1	0	0	0	312
Oct 14	MEMPHIS	33	163	1	61	21	236	1	46	21-34-1	236	1	46	2	49	0	35	1	9	0	9	399
Opponents		232	851	8	61	91	1093	7	52	91-166-6	1093	7	52	16	321	0	39	10	25	0	9	1944
		307	1402	13	63	52	660	6	46	52-118-3	660	6	46	14	318	1	86	8	25	0	10	2062

Games played: 6

Avg per rush: 3.7

Avg per catch: 12.0

Pass efficiency: 116.81

Kick ret avg: 20.1

Punt ret avg: 2.5

All purpose avg/game: 386.3

Total offense avg/gm: 324.0

		Tackles				Sacks	Fumble		Pass Defense			Blkd	PAT Attempts				
Date	Opponent	ua	a	total	tfl-yds	no-yds	ff	fr-yds	int-yds	qbh	brup	kick	kick	rush	rcv	saf	pts
Sep 01	at Wake Forest	45	24	69	7.0-36	4.0-28	1	1-0	0-0	4	2	1	1-1	0	0	0	7
Sep 10	SOUTHERN	45	18	63	5.0-11	0.0-0	0	0-0	1-28	0	0	0	3-3	0	0	0	21
Sep 17	NAVY	42	22	64	7.0-32	2.0-16	1	0-0	0-0	0	4	0	1-2	0	1	0	21
Sep 24	UL LAFAYETTE	50	20	70	9.0-29	3.0-21	1	0-0	1-0	1	3	1	3-3	0	0	0	39
10/01/1	at Massachusetts	27	80	107	6.0-13	1.0-5	1	1-0	0-0	0	4	0	3-3	0	0	0	24
Oct 14	MEMPHIS	45	20	65	4.0-18	1.0-5	0	2-0	1-0	0	4	0	1-1	1	0	0	24
Opponents		254	184	438	38.0-139	11.0-75	4	4-0	3-28	5	17	2	12-13	1	1	0	136
		243	128	371	37.0-149	16.0-99	8	9-34	6-150	1	19	1	20-20	0	1	0	169

		Punting									Field Goals			Kickoffs				
Date	Opponent	no.	yds	avg	long	blkd	tb	fc	50+	i20	md-att	long	blkd	no.	yds	avg	tb	ob
Sep 01	at Wake Forest	8	322	40.2	53	0	0	1	2	4	0-0	0	0	2	128	64.0	1	0
Sep 10	SOUTHERN	6	142	23.7	38	1	1	0	0	0	0-0	0	0	4	243	60.8	0	0
Sep 17	NAVY	4	149	37.2	48	0	0	2	0	1	0-0	0	0	4	248	62.0	1	0
Sep 24	UL LAFAYETTE	8	361	45.1	60	0	1	6	1	2	4-4	40	0	5	315	63.0	4	0
10/01/1	at Massachusetts	5	223	44.6	58	0	1	1	1	1	1-1	28	0	5	324	64.8	3	0
Oct 14	MEMPHIS	6	275	45.8	63	0	1	1	1	2	3-3	50	0	5	322	64.4	2	0
Opponents		37	1472	39.8	63	1	4	11	5	10	8-8	50	0	25	1580	63.2	11	0
		32	1246	38.9	59	1	3	10	4	10	7-10	48	1	29	1821	62.8	13	0



# 2016 SEASON SUPERLATIVES



## TEAM HIGHS

Rushes	22	CUIELLETTE, Glen at Wake Forest (Sep 01, 2016)
	22	HILLIARD, Dontrell at Massachusetts (10/01/16)
Yards Rushing	119	BRANTLEY, Johnathan vs Southern (Sep 10, 2016)
TD Rushes	3	HILLIARD, Dontrell vs Southern (Sep 10, 2016)
Long Rush	63	BRANTLEY, Johnathan vs Southern (Sep 10, 2016)
Pass attempts	30	CUIELLETTE, Glen vs Memphis (Oct 14, 2016)
Pass completions	12	CUIELLETTE, Glen at Wake Forest (Sep 01, 2016)
Yards Passing	168	CUIELLETTE, Glen at Massachusetts (10/01/16)
TD Passes	4	CUIELLETTE, Glen vs UL Lafayette (Sep 24, 2016)
Long Pass	46	CUIELLETTE, Glen at Wake Forest (Sep 01, 2016)
Receptions	7	ENCALADE, Terren vs UL Lafayette (Sep 24, 2016)
	7	ENCALADE, Terren at Massachusetts (10/01/16)
Yards Receiving	125	ENCALADE, Terren at Massachusetts (10/01/16)
TD Receptions	3	ENCALADE, Terren vs UL Lafayette (Sep 24, 2016)
Long Reception	46	ROUNDS, Josh at Wake Forest (Sep 01, 2016)
Field Goals	4	DIROCCO, Andrew vs UL Lafayette (Sep 24, 2016)
Long Field Goal	48	DIROCCO, Andrew vs UL Lafayette (Sep 24, 2016)
Punts	10	BLOCK, Zachary vs UL Lafayette (Sep 24, 2016)
Punting Avg	45.6	BLOCK, Zachary vs Memphis (Oct 14, 2016)
Long Punt	59	BLOCK, Zachary vs Memphis (Oct 14, 2016)
Punts inside 20	4	BLOCK, Zachary vs UL Lafayette (Sep 24, 2016)
Long Punt Return	10	HILLIARD, Dontrell at Wake Forest (Sep 01, 2016)
Long Kickoff Return	86	BADIE, Sherman vs Southern (Sep 10, 2016)
Tackles	14	MARLEY, Nico vs NAVY (Sep 17, 2016)
Sacks	2.0	MARLEY, Nico vs NAVY (Sep 17, 2016)
	2.0	CARROLL, Quinlan vs UL Lafayette (Sep 24, 2016)
	2.0	WILSON, Sean vs Memphis (Oct 14, 2016)
Tackles For Loss	3.0	MARLEY, Nico vs UL Lafayette (Sep 24, 2016)
	3.0	CARROLL, Quinlan vs UL Lafayette (Sep 24, 2016)
	3.0	SMART, Taniel vs UL Lafayette (Sep 24, 2016)
Interceptions	1	NICKERSON, Parry vs Southern (Sep 10, 2016)
	1	MARLEY, Nico vs Southern (Sep 10, 2016)
	1	NICKERSON, Parry vs UL Lafayette (Sep 24, 2016)

Rushes	64	at Massachusetts (10/01/16)
Yards Rushing	437	vs Southern (Sep 10, 2016)
Yards Per Rush	7.7	vs Southern (Sep 10, 2016)
TD Rushes	7	vs Southern (Sep 10, 2016)
Pass attempts	30	vs Memphis (Oct 14, 2016)
Pass completions	13	vs UL Lafayette (Sep 24, 2016)
Yards Passing	181	vs UL Lafayette (Sep 24, 2016)
Yards Per Pass	8.0	at Massachusetts (10/01/16)
TD Passes	4	vs UL Lafayette (Sep 24, 2016)
Total Plays	85	at Massachusetts (10/01/16)
Total Offense	449	vs Southern (Sep 10, 2016)
Yards Per Play	7.1	vs Southern (Sep 10, 2016)
Points	66	vs Southern (Sep 10, 2016)
Sacks By	6	vs UL Lafayette (Sep 24, 2016)
First Downs	27	at Massachusetts (10/01/16)
Penalties	9	vs NAVY (Sep 17, 2016)
Penalty Yards	71	vs NAVY (Sep 17, 2016)
Turnovers	3	vs Memphis (Oct 14, 2016)
Interceptions By	2	vs Southern (Sep 10, 2016)
	2	vs UL Lafayette (Sep 24, 2016)
Punts	11	vs UL Lafayette (Sep 24, 2016)
Punting Avg	45.6	vs Memphis (Oct 14, 2016)
Long Punt	59	vs Memphis (Oct 14, 2016)
Punts inside 20	4	vs UL Lafayette (Sep 24, 2016)
Long Punt Return	10	at Wake Forest (Sep 01, 2016)



## 2016 SEASON SUPERLATIVES

### OPPONENT HIGHS

Rushes	38	McGuire, Elijah, vs UL Lafayette (Sep 24, 2016)
Yards Rushing	113	WORTH, Will, vs NAVY (Sep 17, 2016)
TD Rushes	2	McGuire, Elijah, vs UL Lafayette (Sep 24, 2016)
Long Rush	61	DORCEUS, D., vs Memphis (Oct 14, 2016)
Pass attempts	38	Jennings, A., vs UL Lafayette (Sep 24, 2016)
Pass completions	21	FERGUSON, Riley, vs Memphis (Oct 14, 2016)
Yards Passing	267	A. Howard, vs Southern (Sep 10, 2016)
TD Passes	2	A. Howard, vs Southern (Sep 10, 2016)
	2	Jennings, A., vs UL Lafayette (Sep 24, 2016)
	2	Ford, A., at Massachusetts (10/01/16)
Long Pass	52	Comis, R., at Massachusetts (10/01/16)
Receptions	7	W. Quinn, vs Southern (Sep 10, 2016)
Yards Receiving	129	W. Quinn, vs Southern (Sep 10, 2016)
TD Receptions	2	Isabella, A., at Massachusetts (10/01/16)
Long Reception	52	Isabella, A., at Massachusetts (10/01/16)
Field Goals	4	Artigue, Stevie, vs UL Lafayette (Sep 24, 2016)
Long Field Goal	50	ELLIOTT, Jake, vs Memphis (Oct 14, 2016)
Punts	8	Maggio, D, at Wake Forest (Sep 01, 2016)
	8	Coutts, Steven, vs UL Lafayette (Sep 24, 2016)
Punting Avg	48.0	JACOBS, Nick, vs Memphis (Oct 14, 2016)
Long Punt	63	SMITH, Spencer, vs Memphis (Oct 14, 2016)
Punts inside 20	4	Maggio, D, at Wake Forest (Sep 01, 2016)
Long Punt Return	9	MILLER, Anthony, vs Memphis (Oct 14, 2016)
Long Kickoff Return	39	Allen, J., at Massachusetts (10/01/16)
Tackles	15	Casali, S., at Massachusetts (10/01/16)
Sacks	2.0	Jackson, Jul, at Wake Forest (Sep 01, 2016)
	2.0	PALMORE, D.J., vs NAVY (Sep 17, 2016)
	2.0	Dillon, Joe, vs UL Lafayette (Sep 24, 2016)
Tackles For Loss	3.0	HALL, Austin, vs Memphis (Oct 14, 2016)
Interceptions	1	D. Johnson, vs Southern (Sep 10, 2016)
	1	Walker, Tracy, vs UL Lafayette (Sep 24, 2016)
	1	COOK, Jonathan, vs Memphis (Oct 14, 2016)

Rushes	63	vs UL Lafayette (Sep 24, 2016)
Yards Rushing	287	vs NAVY (Sep 17, 2016)
Yards Per Rush	5.5	at Massachusetts (10/01/16)
TD Rushes	3	vs NAVY (Sep 17, 2016)
Pass attempts	38	vs UL Lafayette (Sep 24, 2016)
Pass completions	21	vs Memphis (Oct 14, 2016)
Yards Passing	281	vs Southern (Sep 10, 2016)
Yards Per Pass	9.1	vs Southern (Sep 10, 2016)
TD Passes	2	vs Southern (Sep 10, 2016)
	2	vs UL Lafayette (Sep 24, 2016)
	2	at Massachusetts (10/01/16)
Total Plays	101	vs UL Lafayette (Sep 24, 2016)
Total Offense	399	vs Memphis (Oct 14, 2016)
Yards Per Play	6.2	vs Southern (Sep 10, 2016)
Points	39	vs UL Lafayette (Sep 24, 2016)
Sacks By	4	at Wake Forest (Sep 01, 2016)
First Downs	21	vs NAVY (Sep 17, 2016)
Penalties	7	at Massachusetts (10/01/16)
	7	vs Memphis (Oct 14, 2016)
Penalty Yards	79	vs Memphis (Oct 14, 2016)
Turnovers	4	vs Southern (Sep 10, 2016)
	4	vs UL Lafayette (Sep 24, 2016)
Interceptions By	1	vs Southern (Sep 10, 2016)
	1	vs UL Lafayette (Sep 24, 2016)
	1	vs Memphis (Oct 14, 2016)
Punts	8	at Wake Forest (Sep 01, 2016)
	8	vs UL Lafayette (Sep 24, 2016)
Punting Avg	45.8	vs Memphis (Oct 14, 2016)
Long Punt	63	vs Memphis (Oct 14, 2016)
Punts inside 20	4	at Wake Forest (Sep 01, 2016)
Long Punt Return	9	vs Memphis (Oct 14, 2016)



## 2016 GAME-BY-GAME STATS

### PASSING STATS

#14 CUIELLETTE, G.	Comp	Att	Int	Pct	Yards	TD	Long	Sacked	Effic
Wake Forest	12	23	0	52.2	134	0	46	4-28	101.11
Southern	1	2	1	50.0	5	0	5	0-0	-29.00
UL Lafayette	10	23	1	43.5	165	4	34	2-12	152.43
Massachusetts	11	20	0	55.0	168	1	38	1-5	142.06
Memphis	11	30	1	36.7	144	1	28	1-5	81.32
TOTALS	45	98	3	45.9	616	6	46	9-54	112.80

#1 BRANTLEY, J.	Comp	Att	Int	Pct	Yards	TD	Long	Sacked	Effic
Southern	1	4	0	25.0	7	0	7	0-0	39.70
NAVY	3	12	0	25.0	21	0	11	1-12	39.70
UL Lafayette	3	3	0	100.0	16	0	12	1-9	144.80
Massachusetts	0	1	0	0.0	0	0	0	0-0	0.00
TOTALS	7	20	0	35.0	44	0	12	2-21	53.48

### RUSHING AND RECEIVING STATS

RUSHING	No-Yds/TD	WF	SUBR	NAVY	UL	UMASS	MEM
HILLIARD, D.	79-405/5	7-36/0	10-103/3	16-97/1	16-49/0	22-99/1	8-21/0
ROUNDS, Josh	56-299/4	1-3/0	11-66/2	11-75/1	10-45/0	16-77/1	7-33/0
THOMPSON, L.	39-222/3	6-21/0	4-28/2	6-20/0	7-30/0	8-54/1	8-69/0
CUIELLETTE, G.	65-160/1	22-54/0	5-20/0	2-4/0	6-5/0	12-60/0	18-35/1
BRANTLEY, J.	32-156/0	DNP	11-119/0	10-29/0	8-7/0	3-1/0	DNP
BADIE, Sherman	12-66/0	7-26/0	5-40/0	DNP	DNP	DNP	DNP
A. Zuckerman	4-26/0	DNP	4-26/0	DNP	DNP	DNP	-
ENCALADE, T.	2-23/0	-	-	2-23/0	-	-	-
BRADWELL, D.	8-21/0	4-6/0	4-15/0	DNP	DNP	DNP	DNP
MOONEY, Darnell	3-18/0	-	-	-	1-4/0	-	2-14/0
BERTRAND, Jared	1-7/0	DNP	1-7/0	DNP	DNP	DNP	DNP
SCOTT, Trey	1-7/0	DNP	1-7/0	-	-	-	-
GLENN, Devin	1-6/0	-	1-6/0	-	-	-	-
TEAM	4--14/0	DNP	-	DNP	-	3--11/0	1--3/0

RECEIVING	No-Yds/TD	WF	SUBR	NAVY	UL	UMASS	MEM
ENCALADE, T.	22-299/4	4-19/0	1-5/0	-	7-103/3	7-125/1	3-47/0
MOONEY, Darnell	10-121/1	-	-	-	3-51/1	3-25/0	4-45/0
HILLIARD, D.	5-64/0	1-8/0	-	2-16/0	1-12/0	-	1-28/0
ROUNDS, Josh	3-55/0	1-46/0	-	-	1-1/0	-	1-10/0
BREAUX, Devon	3-38/0	1-17/0	-	1-5/0	1-16/0	-	-
DACE, Larry	4-38/0	4-38/0	-	-	-	DNP	-
ARDOIN, Kendall	2-27/1	DNP	1-7/0	-	-	-	1-20/1
JOHNSON, Chris	1-18/0	-	-	-	-	1-18/0	-
THOMPSON, L.	2-0/0	1-6/0	-	-	-	-	1--6/0



## 2016 GAME-BY-GAME STATS

### TACKLES

Total Tackles	UA-A	Total	WF	SUBR	NAVY	UL	UMASS	MEM
MARLEY, Nico	28-17	45	4-1	3-1	11-3	5-6	1-3	4-3
FRANKLIN, J.	15-19	34	3-4	0-1	6-3	4-3	0-5	2-3
SMART, Tanzel	17-15	32	3-1	1-0	1-5	7-3	1-3	4-3
TEAMER, R.	22-6	28	3-0	0-1	6-2	6-0	1-3	6-0
LEWIS, Donnie	20-4	24	1-1	1-1	5-1	7-1	4-0	2-0
ALLEN, Richard	16-5	21	3-2	2-1	2-0	2-0	4-2	3-0
MARBLEY, R.J.	16-5	21	1-1	5-0	2-2	3-1	DNP	5-1
ARUNA, Ade	10-9	19	2-2	1-1	1-2	3-2	0-1	3-1
HARRIS, Zachery	12-6	18	-	3-1	DNP	4-1	4-4	1-0
WILSON, Sean	7-7	14	1-1	-	-	2-3	1-2	3-1
NICKERSON, P.	8-6	14	0-1	1-0	2-1	1-2	1-1	3-1
WOULLARD, Peter	6-7	13	-	1-0	3-2	1-1	0-3	1-1
HARPER, Will	8-4	12	1-1	3-1	-	2-1	0-1	2-0
CARROLL, Q.	9-3	12	1-1	1-1	1-0	5-1	-	1-0
THOMAS, Eric	7-5	12	3-3	3-1	-	-	0-1	1-0
BOWIE, Eric	11-0	11	1-0	3-0	-	4-0	2-0	1-0
SHENALL, Taris	9-1	10	1-0	4-0	1-1	2-0	-	1-0
WASHINGTON, E.	6-3	9	-	2-1	-	2-2	1-0	1-0
WILLIAMS, Daren	4-1	5	-	1-0	-	3-1	DNP	-
GLENN, Devin	3-1	4	-	1-0	1-0	-	1-1	-
JACKSON, Luke	3-0	3	1-0	-	-	1-0	1-0	-
KENNEDY, Robert	2-1	3	2-1	-	DNP	DNP	-	-
WASHINGTON, J.	2-0	2	DNP	-	2-0	DNP	-	-
ENCALADE, T.	1-1	2	-	-	-	1-0	0-1	-
GRAHAM, L.	1-0	1	-	1-0	-	-	-	-
BRYANT, Larry	0-1	1	-	-	-	-	0-1	-
KEYES, T.	0-1	1	DNP	0-1	DNP	-	DNP	DNP

### SACKS

SACKS	UA-A	Total	WF	SUBR	NAVY	UL	UMASS	MEM
MARLEY, Nico	3-0	3.0	-	-	2.0-13	1.0-10	-	-
SMART, Tanzel	3-0	3.0	1.0-3	-	-	1.0-7	1.0-0	-
WILSON, Sean	3-0	3.0	-	-	-	1.0-4	-	2.0-14
CARROLL, Q.	2-0	2.0	-	-	-	2.0-14	-	-
ARUNA, Ade	2-0	2.0	-	1.0-10	-	-	-	1.0-7
WOULLARD, Peter	2-0	2.0	-	-	1.0-7	1.0-3	-	-
WASHINGTON, E.	1-0	1.0	-	-	-	-	1.0-7	-

### TACKLES FOR LOSS

TACKLES FOR LOSS	UA-A	Total	WF	SUBR	NAVY	UL	UMASS	MEM
SMART, Tanzel	7-0	7.0	2.0-6	1.0-1	-	3.0-13	-	1.0-5
MARLEY, Nico	6-0	6.0	1.0-2	-	2.0-13	3.0-15	-	-
CARROLL, Q.	5-0	5.0	-	1.0-1	1.0-2	3.0-15	-	-
WILSON, Sean	4-0	4.0	-	-	-	1.0-4	1.0-4	2.0-14
ARUNA, Ade	4-0	4.0	-	1.0-10	1.0-2	-	-	2.0-8
TEAMER, R.	2-0	2.0	1.0-2	-	1.0-5	-	-	-
WOULLARD, Peter	2-0	2.0	-	-	1.0-7	1.0-3	-	-
WASHINGTON, E.	2-0	2.0	-	1.0-3	-	-	1.0-7	-
WILLIAMS, Daren	1-0	1.0	-	1.0-2	-	-	DNP	-
MARBLEY, R.J.	1-0	1.0	-	-	-	-	DNP	1.0-1
THOMAS, Eric	1-0	1.0	-	-	-	-	-	1.0-1
WASHINGTON, J.	1-0	1.0	DNP	-	1.0-1	DNP	-	-
LEWIS, Donnie	0-1	0.5	0.5-1	-	-	-	-	-
KENNEDY, Robert	0-1	0.5	0.5-1	-	DNP	DNP	-	-





## 2016 GAME-BY-GAME STATS

### PUNT/KICKOFF/FUMBLE/INTERCEPTION RETURNS

PUNT RETURNS	No-Yds	WF	SUBR	NAVY	UL	UMASS	MEM
HILLIARD, D.	7-25	2-10	-	1-3	-	2-9	2-3
FRANKLIN, J.	1-0	-	1-0	-	-	-	-

KICK RETURNS	No-Yds	WF	SUBR	NAVY	UL	UMASS	MEM
BADIE, Sherman	5-157	1-22	4-135	DNP	DNP	DNP	DNP
GLENN, Devin	5-90	-	-	2-37	1-10	2-43	-
BREAUX, Devon	3-53	-	-	-	-	-	3-53
HILLIARD, D.	1-18	-	-	1-18	-	-	-

INT. RETURNS	No-Yds	WF	SUBR	NAVY	UL	UMASS	MEM
NICKERSON, P.	2-133	-	1-96	-	1-37	-	-
LEWIS, Donnie	1-12	-	-	-	1-12	-	-
FRANKLIN, J.	1-0	-	-	-	-	1-0	-
MARLEY, Nico	1-0	-	1-0	-	-	-	-
ALLEN, Richard	1-5	-	-	-	-	-	1-5

FUMBLE RETURNS	No-Yds	WF	SUBR	NAVY	UL	UMASS	MEM
WOULLARD, Peter	1-34	-	-	-	1-34	-	-

### 3RD & 4TH DOWN CONVERSIONS / TIME OF POSSESSION

Date	Opponent	Score	Overall	1st Qtr	2nd Qtr	3rd Qtr	4th Qtr	Overtime
Sep 01, 2016	at Wake Forest	L 3-7	8-20 40.0	0-3 0.0	2-5 40.0	3-5 60.0	3-7 42.9	
Sep 10, 2016	SOUTHERN	W 66-21	5-10 50.0	1-1 100.0	1-1 100.0	2-5 40.0	1-3 33.3	
Sep 17, 2016	NAVY	L 14-21	2-12 16.7	1-3 33.3	0-2 0.0	0-3 0.0	1-4 25.0	
Sep 24, 2016	UL LAFAYETTE	W 41-39	0-16 0.0	0-2 0.0	0-5 0.0	0-4 0.0	0-4 0.0	0-1 0.0
10/01/16	at Massachusetts	W 31-24	5-17 29.4	3-5 60.0	1-6 16.7	0-2 0.0	1-4 25.0	
Oct 14, 2016	MEMPHIS	L 14-24	4-16 25.0	1-2 50.0	1-4 25.0	1-5 20.0	1-5 20.0	
	Tulane		24-91 26.4	6-16 37.5	5-23 21.7	6-24 25.0	7-27 25.9	0-1 0.0
	Opponents		36-96 37.5	16-27 59.3	8-27 29.6	5-17 29.4	6-23 26.1	1-2 50.0

#### 4th-Down Conversions

Date	Opponent	Score	Overall	1st Qtr	2nd Qtr	3rd Qtr	4th Qtr	Overtime
Sep 01, 2016	at Wake Forest	L 3-7	1-4 25.0	0-0 0.0	0-1 0.0	0-0 0.0	1-3 33.3	
Sep 10, 2016	SOUTHERN	W 66-21	2-3 66.7	0-0 0.0	0-0 0.0	1-2 50.0	1-1 100.0	
Sep 17, 2016	NAVY	L 14-21	3-4 75.0	0-0 0.0	1-1 100.0	2-2 100.0	0-1 0.0	
Sep 24, 2016	UL LAFAYETTE	W 41-39	0-1 0.0	0-1 0.0	0-0 0.0	0-0 0.0	0-0 0.0	0-0 0.0
10/01/16	at Massachusetts	W 31-24	3-5 60.0	1-1 100.0	1-2 50.0	1-1 100.0	0-1 0.0	
Oct 14, 2016	MEMPHIS	L 14-24	2-3 66.7	0-0 0.0	0-0 0.0	1-2 50.0	1-1 100.0	
	Tulane		11-20 55.0	1-2 50.0	2-4 50.0	5-7 71.4	3-7 42.9	0-0 0.0
	Opponents		3-5 60.0	0-1 0.0	0-0 0.0	0-0 0.0	3-4 75.0	0-0 0.0

#### Time of Possession

Date	Opponent	Score	Overall	1st Qtr	2nd Qtr	3rd Qtr	4th Qtr	Overtime
Sep 01, 2016	at Wake Forest	L 3-7	34:56	6:41	9:35	8:45	9:55	
Sep 10, 2016	SOUTHERN	W 66-21	33:12	3:42	6:22	13:02	10:06	
Sep 17, 2016	NAVY	L 14-21	28:54	5:56	8:06	8:03	6:49	
Sep 24, 2016	UL LAFAYETTE	W 41-39	28:50	5:21	9:04	9:26	4:59	0:00
10/01/16	at Massachusetts	W 31-24	40:30	11:35	11:10	9:36	8:09	
Oct 14, 2016	MEMPHIS	L 14-24	32:32	5:33	8:55	10:16	7:48	
	Tulane	Total	198:54	38:48	53:12	59:08	47:46	0:00
		Avg.	33:09	6:28	8:52	9:51	7:57	0:00
	Opponents	Total	161:06	51:12	36:48	30:52	42:14	0:00
		Avg.	26:51	8:32	6:08	5:08	7:02	0:00



## 2016 GAME-BY-GAME STATS

GAME PARTICIPATION								
##	PLAYER	GP-GS	WF	SUBR	NAVY	UL	UMASS	MEM
23	ALLEN, Richard	6/6	START	START	START	START	START	START
89	ARDOIN, Kendall	5/5	...	START	START	START	START	START
87	ARUNA, Ade	6/6	START	START	START	START	START	START
3	BADIE, Sherman	2/-	XXX	XXX	...	...	...	...
29	BERTRAND, Jared	1/-	...	XXX	...	...	...	...
49	BLOCK, Zachary	6/-	XXX	XXX	XXX	XXX	XXX	XXX
55	BOWIE, Eric	6/-	XXX	XXX	XXX	XXX	XXX	XXX
11	BRADWELL, D.	2/-	XXX	XXX	...	...	...	...
1	BRANTLEY, J.	4/2	...	XXX	START	START	XXX	...
8	BREAUX, Devon	6/5	START	START	START	START	START	XXX
73	BROWN, Leeward	6/6	START	START	START	START	START	START
36	BRYANT, Larry	6/-	XXX	XXX	XXX	XXX	XXX	XXX
54	CARROLL, Q.	6/1	XXX	XXX	START	XXX	XXX	XXX
14	CUIELLETTE, G.	6/4	START	START	XXX	XXX	START	START
85	DACE, Larry	5/3	START	START	START	XXX	...	XXX
51	DIAZ, Junior	3/3	START	START	START	...	...	...
42	DiROCCO, Andrew	6/-	XXX	XXX	XXX	XXX	XXX	XXX
60	EATHERLY, Geron	6/-	XXX	XXX	XXX	XXX	XXX	XXX
65	EDWARDS, B.	6/1	XXX	XXX	START	XXX	XXX	XXX
5	ENCALADE, T.	6/6	START	START	START	START	START	START
6	FRANKLIN, J.	6/6	START	START	START	START	START	START
7	GLENN, Devin	6/-	XXX	XXX	XXX	XXX	XXX	XXX
96	GOLUB, Aaron	1/-	...	XXX	...	...	...	...
35	GRAHAM, L.	6/-	XXX	XXX	XXX	XXX	XXX	XXX
82	GREEN, Reed	1/-	...	XXX	...	...	...	...
16	HALL, P.J.	6/-	XXX	XXX	XXX	XXX	XXX	XXX
12	HARPER, Sean	5/-	XXX	XXX	XXX	...	XXX	XXX
4	HARPER, Will	6/-	XXX	XXX	XXX	XXX	XXX	XXX
40	HARRIS, Zachery	5/4	XXX	START	...	START	START	START
45	HARVEY, Randy	2/-	...	XXX	...	...	...	XXX
26	HILLIARD, D.	6/6	START	START	START	START	START	START
44	JACKSON, Luke	6/-	XXX	XXX	XXX	XXX	XXX	XXX
1J	JACKSON, Tre	2/-	...	...	...	XXX	XXX	...
78	JACQUET, Todd	6/6	START	START	START	START	START	START
9	JOHNSON, Chris	6/1	XXX	XXX	XXX	XXX	XXX	START
74	JOHNSON, Devon	1/-	...	XXX	...	...	...	...
99	JOHNSON, Tyler	1/-	...	...	XXX	...	...	...
84	JONES, Charles	4/1	START	XXX	...	XXX	XXX	...
90	KENNEDY, Robert	4/2	START	START	...	...	XXX	XXX
37	KEYES, T.	2/-	...	XXX	...	XXX	...	...
72	LEGLUE, John	6/6	START	START	START	START	START	START
21	LEWIS, Donnie	6/6	START	START	START	START	START	START
24	LEWIS, Eric	3/-	...	...	...	XXX	XXX	XXX
32	LOFTON, Stephon	3/-	...	XXX	...	...	XXX	XXX
62	LOGAN, Steven	1/-	...	XXX	...	...	...	...
56	MARBLEY, R.J.	5/-	XXX	XXX	XXX	XXX	...	XXX
2	MARLEY, Nico	6/6	START	START	START	START	START	START

# 2016 DRIVE CHARTS



## WEEK 1: AT WAKE FOREST

Team	Qtr	Drive Started			Drive Ended			Consumed	
		Spot	Time	Obtained	Spot	Time	How lost	PI - Yds	TOP
TLN	1st	T25	15:00	Kickoff	W24	10:22	*FIELD GOAL	8 - 51	4:38
TLN		T01	05:31	Punt	T09	03:28	Punt	3 - 8	2:03
TLN	2nd	T24	14:16	Kickoff	W42	08:25	Punt	11 - 34	5:51
TLN		W34	06:58	Punt	W28	04:56	Downs	4 - 6	2:02
TLN		T10	01:45	Punt	T19	00:03	Punt	3 - 9	1:42
TLN	3rd	T17	13:02	Punt	T37	08:53	Punt	8 - 20	4:09
TLN		T21	06:23	Punt	W42	03:23	Punt	6 - 37	3:00
TLN		T44	01:36	Punt	W26	11:45	Missed FG	10 - 30	4:51
TLN	4th	T14	10:17	Punt	W15	04:22	Downs	11 - 71	5:55
TLN		T36	01:35	Punt	T45	00:50	Fumble	8 - 9	0:45

Tulane	1st Qtr	2nd Qtr	3rd Qtr	4th Qtr	1st Half	2nd Half	Total
Time of possession	06:41	09:35	08:45	09:55	16:16	18:40	34:56
3rd down conversions	0-3	2-5	3-5	3-7	2-8	6-12	8-20
Average field position	T13	T33	T27	T25	T25	T26	T25
4th down conversions	0-0	0-1	0-0	1-3	0-1	1-3	1-4

## WEEK 2: VS SOUTHERN

Team	Qtr	Drive Started			Drive Ended			Consumed	
		Spot	Time	Obtained	Spot	Time	How lost	PI - Yds	TOP
TLN	1st	S13	13:35	Fumble	S00	13:01	*TOUCHDOWN	2 - 13	0:34
TLN		S31	12:23	Interception	S00	10:19	*TOUCHDOWN	5 - 31	2:04
TLN		S00	06:33	Interception	S00	06:33	*TOUCHDOWN	0 - 0	0:00
TLN		S00	02:15	Kickoff	S00	02:15	*TOUCHDOWN	0 - 0	0:00
TLN		S12	00:51	Punt	S00	14:57	*TOUCHDOWN	3 - 12	0:54
TLN	2nd	T20	12:15	Punt	S00	11:06	*TOUCHDOWN	4 - 80	1:09
TLN		S49	09:04	Punt	S00	06:23	*TOUCHDOWN	4 - 49	2:41
TLN		T20	02:29	Fumble	T46	00:00	End of half	4 - 26	2:29
TLN	3rd	T17	14:50	Kickoff	T20	13:22	Interception	3 - 3	1:28
TLN		T21	13:14	Kickoff	S30	10:56	Downs	5 - 49	2:18
TLN		T24	09:43	Kickoff	S00	07:15	*TOUCHDOWN	6 - 76	2:28
TLN		T41	06:24	Punt	S08	14:50	*FIELD GOAL	14 - 51	6:34
TLN	4th	S31	13:43	Punt	S00	08:50	*TOUCHDOWN	7 - 31	4:53
TLN		T30	05:03	Punt	S25	00:00	End of half	7 - 45	5:03

Tulane	1st Qtr	2nd Qtr	3rd Qtr	4th Qtr	1st Half	2nd Half	Total
Time of possession	03:42	06:22	13:02	10:06	10:04	23:08	33:12
3rd down conversions	1-1	1-1	2-5	1-3	2-2	3-8	5-10
Average field position	S14	T30	T25	T49	S38	T33	T49
4th down conversions	0-0	0-0	1-2	1-1	0-0	2-3	2-3

## WEEK 3: VS NAVY

Team	Qtr	Drive Started			Drive Ended			Consumed	
		Spot	Time	Obtained	Spot	Time	How lost	PI - Yds	TOP
TLN	1st	T21	15:00	Kickoff	T20	13:22	Punt	3 - (1)	1:38
TLN		T21	11:03	Punt	N48	06:45	Punt	8 - 31	4:18
TLN	2nd	T25	14:28	Kickoff	N00	10:22	*TOUCHDOWN	8 - 75	4:06
TLN		T36	09:07	Punt	T43	05:58	Punt	7 - 7	3:09
TLN		T17	00:51	Punt	T15	00:00	End of half	2 - (2)	0:51
TLN	3rd	T30	13:15	Fumble	T37	09:45	Punt	7 - 7	3:30
TLN		T24	04:46	Kickoff	N00	00:19	*TOUCHDOWN	9 - 76	4:27
TLN	4th	T20	14:27	Punt	T18	13:05	Punt	3 - (2)	1:22
TLN		T34	12:13	Fumble	N27	07:39	Missed FG	9 - 39	4:34
TLN		T22	02:51	Kickoff	T17	02:04	Downs	4 - (5)	0:47

Tulane	1st Qtr	2nd Qtr	3rd Qtr	4th Qtr	1st Half	2nd Half	Total
Time of possession	05:56	08:06	08:03	06:49	14:02	14:52	28:54
3rd down conversions	1-3	0-2	0-3	1-4	1-5	1-7	2-12
Average field position	T21	T26	T27	T25	T24	T26	T25
4th down conversions	0-0	1-1	2-2	0-1	1-1	2-3	3-4



## WEEK 4: VS UL LAFAYETTE

Team	Qtr	Spot	Drive Started		Spot	Time	Drive Ended		Consumed		
			Time	Obtained			How lost		PI	Yds	TOP
TLN	1st	U25	10:40	Fumble	U16	08:53	Downs		4	- 9	1:47
TLN		T20	05:11	Kickoff	T45	01:42	Punt		6	- 25	3:29
TLN	2nd	T25	12:22	Kickoff	T28	12:22	Punt		3	- 3	0:00
TLN		U13	11:41	Interception	U06	10:16	*FIELD GOAL		4	- 7	1:25
TLN		T34	09:20	Punt	T48	07:08	Punt		5	- 14	2:12
TLN		U12	05:59	Interception	U18	04:16	*FIELD GOAL		4	- (6)	1:43
TLN		T45	03:31	Punt	U47	02:11	Punt		3	- 8	1:20
TLN		T35	01:14	Punt	U47	00:16	Interception		4	- 18	0:58
TLN	3rd	T25	15:00	Kickoff	T41	12:57	Punt		4	- 16	2:03
TLN		T32	11:30	Punt	T40	10:24	Punt		3	- 8	1:06
TLN		U06	10:24	Fumble	U03	08:23	*FIELD GOAL		4	- 3	2:01
TLN		T25	07:01	Punt	T12	04:56	Punt		3	- (13)	2:05
TLN		T25	03:18	Kickoff	U00	01:07	*TOUCHDOWN		5	- 75	2:11
TLN	4th	T13	13:38	Punt	T17	11:58	Punt		3	- 4	1:40
TLN		T25	05:55	Kickoff	T29	04:57	Punt		3	- 4	0:58
TLN		T19	03:47	Punt	T26	02:26	Punt		3	- 7	1:21
TLN		T20	01:09	Punt	T45	00:09	Punt		5	- 25	1:00
TLN	OT	U25	15:00	Possession	U00	15:00	*TOUCHDOWN		1	- 25	0:00
TLN		U25	15:00	Possession	U00	15:00	*TOUCHDOWN		1	- 25	0:00
TLN		U25	15:00	Possession	U31	15:00	*FIELD GOAL		6	- (6)	0:00
TLN		U25	15:00	Possession	U00	15:00	*TOUCHDOWN		4	- 25	0:00

Tulane	1st Qtr	2nd Qtr	3rd Qtr	4th Qtr	1st Half	2nd Half	Total
Time of possession	05:21	09:04	09:26	04:59	14:25	14:25	28:50
3rd down conversions	0-2	0-5	0-4	0-4	0-7	0-8	0-16
Average field position	T47	U48	T40	T19	U49	T30	T40
4th down conversions	0-1	0-0	0-0	0-0	0-1	0-0	0-1

## WEEK 5: AT UMASS

Team	Qtr	Spot	Drive Started		Spot	Time	Drive Ended		Consumed		
			Time	Obtained			How lost		PI	Yds	TOP
TLN	1st	T37	15:00	Kickoff	T35	12:32	Punt		3	- (2)	2:28
TLN		T15	11:20	Kickoff	T12	11:20	Fumble		0	- (3)	0:00
TLN		T25	11:06	Kickoff	M00	06:37	*TOUCHDOWN		10	- 75	4:29
TLN		T10	04:38	Punt	M05	11:06	*FIELD GOAL		20	- 85	8:32
TLN	2nd	T21	09:48	Interception	M34	05:23	Punt		8	- 45	4:25
TLN		M44	03:19	Punt	M36	01:27	Downs		4	- 8	1:52
TLN		T24	00:59	Punt	T46	00:00	End of half		5	- 22	0:59
TLN	3rd	M38	14:35	Fumble	M00	14:08	*TOUCHDOWN		2	- 38	0:27
TLN		T16	10:29	Punt	M00	06:54	*TOUCHDOWN		7	- 84	3:35
TLN		T30	05:34	Punt	M28	12:52	Punt		12	- 42	7:42
TLN	4th	T25	09:37	Kickoff	M00	05:32	*TOUCHDOWN		8	- 75	4:05
TLN		T25	02:45	Kickoff	T27	02:18	Punt		3	- 2	0:27
TLN		M39	01:29	Downs	T50	00:00	Downs		4	- (11)	1:29

Tulane	1st Qtr	2nd Qtr	3rd Qtr	4th Qtr	1st Half	2nd Half	Total
Time of possession	11:35	11:10	09:36	08:09	22:45	17:45	40:30
3rd down conversions	3-5	1-6	0-2	1-4	4-11	1-6	5-17
Average field position	T24	T33	T36	T37	T28	T36	T32
4th down conversions	1-1	1-2	1-1	0-1	2-3	1-2	3-5

## WEEK 7: VS MEMPHIS

Team	Qtr	Spot	Drive Started		Spot	Time	Drive Ended		Consumed		
			Time	Obtained			How lost		PI	Yds	TOP
TLN	1st	T47	08:30	Fumble	M49	05:53	Punt		6	- 4	2:37
TLN		T41	00:00	Punt	T41	03:53	Fumble		0	- 0	0:00
TLN		T34	02:56	Downs	M00	13:13	*TOUCHDOWN		10	- 66	4:43
TLN	2nd	T07	00:00	Punt	T07	11:38	Fumble		0	- 0	0:00
TLN		T18	10:46	Kickoff	M22	07:09	Missed FG		8	- 60	3:37
TLN		T08	05:17	Punt	T31	02:54	Punt		5	- 23	2:23
TLN		T16	00:53	Kickoff	T15	00:00	End of half		3	- (1)	0:53
TLN	3rd	T25	15:00	Kickoff	M33	08:52	Downs		12	- 42	6:08
TLN		T20	08:07	Interception	T29	06:03	Punt		3	- 9	2:04
TLN		T20	03:42	Punt	T21	02:45	Punt		3	- 1	0:57
TLN		T25	01:07	Kickoff	T47	13:36	Punt		5	- 22	2:31
TLN	4th	T12	11:43	Kickoff	T16	10:35	Punt		3	- 4	1:08
TLN		T30	09:17	Punt	T30	08:28	Punt		3	- 0	0:49
TLN		T33	07:21	Punt	M40	05:59	Interception		5	- 27	1:22
TLN		T20	03:43	Fumble	M00	00:47	*TOUCHDOWN		9	- 80	2:56

Tulane	1st Qtr	2nd Qtr	3rd Qtr	4th Qtr	1st Half	2nd Half	Total
Time of possession	05:33	08:55	10:16	07:48	14:28	18:04	32:32
3rd down conversions	1-2	1-4	1-5	1-5	2-6	2-10	4-16
Average field position	T40	T14	T22	T23	T24	T23	T23
4th down conversions	0-0	0-0	1-2	1-1	0-0	2-3	2-3





## 2016 RED ZONE POSSESSIONS

### Tulane Inside Opponent Red-Zone

Date	Opponent	Score									Failed to score inside RZ					
			Times In RZ	Times Scored	Total Pts	TDs	Rush TDs	Pass TDs	FGs Made		FGA	Down	Int	Fumb	Half	Game
Sep 01, 2016	at Wake Forest	L 3-7	2	0	0	0	0	0	0		1	1	0	0	0	0
Sep 10, 2016	SOUTHERN	W 66-21	8	8	52	7	7	0	1		0	0	0	0	0	0
Sep 17, 2016	NAVY	L 14-21	1	1	7	1	1	0	0		0	0	0	0	0	0
Sep 24, 2016	UL LAFAYETTE	W 41-39	6	5	20	1	0	1	4		0	1	0	0	0	0
10/01/16	at Massachusetts	W 31-24	4	4	24	3	3	0	1		0	0	0	0	0	0
Oct 14, 2016	MEMPHIS	L 14-24	3	2	14	2	1	1	0		1	0	0	0	0	0
Totals			24	20	117	14	12	2	6		2	2	0	0	0	0
20 of 24 (83.3%)																

### Opponents Inside Tulane Red-Zone

Date	Opponent	Score									Failed to score inside RZ					
			Times In RZ	Times Scored	Total Pts	TDs	Rush TDs	Pass TDs	FGs Made		FGA	Down	Int	Fumb	Half	Game
Sep 01, 2016	at Wake Forest	L 3-7	1	1	7	1	1	0	0		0	0	0	0	0	0
Sep 10, 2016	SOUTHERN	W 66-21	1	1	7	1	0	1	0		0	0	0	0	0	0
Sep 17, 2016	NAVY	L 14-21	4	3	21	3	3	0	0		0	0	0	0	1	0
Sep 24, 2016	UL LAFAYETTE	W 41-39	6	6	30	3	2	1	3		0	0	0	0	0	0
10/01/16	at Massachusetts	W 31-24	4	4	24	3	1	2	1		0	0	0	0	0	0
Oct 14, 2016	MEMPHIS	L 14-24	2	2	6	0	0	0	2		0	0	0	0	0	0
Totals			18	17	95	11	7	4	6		0	0	0	0	1	0
17 of 18 (94.4%)																



## 2016 TURNOVERS

### Tulane-Forced Turnovers

#### Game 1 • Wake Forest

Aquired	Ensuing Drive	Result
None		

#### Game 2 • Southern

Aquired	Ensuing Drive	Result
Aruna FF, Smart FR	2 plays, 13 yards, 0:34	Touchdown
Marley INT	5 plays, 31 yards, 2:04	Touchdown
Nickerson INT	Returned 96 yards	Touchdown
Allen FF	4 plays, 26 yards, 2:29	End of Half

#### Game 3 • Navy

Aquired	Ensuing Drive	Result
Franklin FF, Aruna FR	7 plays, 7 yards, 3:30	Punt
Woullard FR	9 plays, 39 yards, 4:34	Missed FG

#### Game 4 • UL Lafayette

Aquired	Ensuing Drive	Result
Marley FF, Woullard FR	4 plays, 9 yards, 1:47	Downs
Nickerson INT	4 plays, 7 yards, 1:25	Field Goal
Lewis INT	4 plays, -6 yards, 1:43	Field Goal
Allen FR	4 plays, 3 yards, 2:01	Field Goal

#### Game 5 • UMass

Aquired	Ensuing Drive	Result
Franklin INT	8 plays, 45 yards, 4:25	Punt
Smart FF, Franklin FR	2 plays, 38 yards, 0:27	Touchdown

#### Game 6 • Memphis

Aquired	Ensuing Drive	Result
Nickerson FF & FR	6 plays, 4 yards, 2:37	Punt
Allen INT	3 plays, 9 yards, 2:04	Punt
Marley FF & Aruna FR	9 plays, 80 yards, 2:56	Touchdown

**Season Totals:** 15 Forced Turnovers – 5 TDs, 3 Field Goals, 1 Missed FG  
4 Punts, 1 Turnover, 1 End of Half

### Opponent-Forced Turnovers

#### Game 1 • Wake Forest

Aquired	Ensuing Drive	Result
Jackson FF, Lewinson FR	2 plays - kneel down	End of game

#### Game 2 • Southern

Aquired	Ensuing Drive	Result
Johnson INT	Returned 28 yards	Touchdown

#### Game 3 • Navy

Aquired	Ensuing Drive	Result
None		

#### Game 4 • UL Lafayette

Aquired	Ensuing Drive	Result
Walker INT	3 plays, 6 yards, 0:16	End of Half

#### Game 5 • UMass

Aquired	Ensuing Drive	Result
Bailey-Smith FF & FR	1 play, 12 yards, 0:14	Touchdown

#### Game 6 • Memphis

Aquired	Ensuing Drive	Result
Hall FR	4 plays, 7 yards, 0:57	Downs
Morgan FR	4 plays, 3 yards, 0:45	Field Goal
Cook INT	4 plays, 79 yards, 2:16	Fumble

**Season Totals:** 7 Forced Turnovers – 2 TDs, 1 Field Goal,  
0 Punts, 1 Turnover on Downs, 1 Turnover, 1 End of Half, 1 End of Game



## THE LAST TIME

### THE TULANE TEAM...

Scored 90+ Points ..... 95 vs UL Lafayette, 10/12/1912  
 Scored 80+ Points ..... 84 vs Mississippi College, 10/9/1937  
 Scored 70+ Points ..... 72 vs UL Lafayette, 10/31/1998  
 Scored 60+ Points ..... 66 vs Southern, 9/10/2016  
 Scored 50+ Points ..... 66 vs Southern, 9/10/2016  
 Scored 40+ Points ..... 41 vs UL Lafayette, 9/24/2016  
 Back-To-Back 40+ Games ..... 55 vs UAB, 10/27/2012  
 ..... 47 vs Rice, 11/3/2012  
 Three Straight 40+ Games ..... 48 vs Houston, 11/21/1998  
 ..... 63 vs Louisiana Tech, 11/26/1998  
 ..... 41 vs BYU (Liberty Bowl), 12/31/1998  
 Four Straight 40+ Games ..... 49 at Army, 11/14/1998  
 ..... 48 vs Houston, 11/21/1998  
 ..... 63 vs Louisiana Tech, 11/26/1998  
 ..... 41 vs BYU (Liberty Bowl), 12/31/1998  
 Had 30+ First Downs ..... 35 vs Army, 10/28/2006  
 Had 25+ First Downs ..... 27 at UMass, 10/1/2016  
 Had 20+ First Downs ..... 20 vs Memphis, 10/14/2016  
 Allowed 10 Or Fewer 1st Downs ..... 10 at Wake Forest, 9/1/2016  
 Allowed 15 Or Fewer 1st Downs ..... 13 vs. Southern, 9/10/2016  
 Allowed 20 or Fewer 1st Downs ..... 16 vs Memphis, 10/14/2016  
 Rushed for 600+ Yards ..... 638 vs Mississippi College, 10/9/1937  
 Rushed For 500+ Yards ..... 504 vs Clemson, 11/18/1944  
 Rushed For 400+ Yards ..... 437 vs Southern, 9/10/2016  
 Rushed For 300+ Yards ..... 437 vs Southern, 9/10/2016  
 Rushed For 200+ Yards ..... 280 at UMass, 10/1/2016  
 Allowed 25 Or Fewer Rushing Yards ..... -35 vs UCF, 10/3/2015  
 Allowed 50 Or Fewer Rushing Yards ..... 41 vs Tulsa, 11/27/2015  
 Allowed 99 Or Fewer Rushing Yards ..... 54 vs Southern, 9/10/2016  
 Passed For 400+ Yards ..... 476 vs Rice, 11/3/2012  
 Passed For 300+ Yards ..... 343 vs Tulsa, 11/27/2015  
 Passed For 250+ Yards ..... 343 vs Tulsa, 11/27/2015  
 Allowed 25 Or Fewer Passing Yards ..... 15 vs Georgia Tech, 9/6/2014  
 Allowed 50 Or Fewer Passing Yards ..... 15 vs Georgia Tech, 9/6/2014  
 Allowed 100 Or Fewer Passing Yards ..... 59 vs Navy, 9/17/2016  
 Allowed 150 Or Fewer Passing Yards ..... 59 vs Navy, 9/17/2016  
 Rushed/Passed For 200+ Yards.. 205 Rush/292 Pass vs. Maine, 9/19/2015  
 Had Two Players With 100+ Rushing Yards ..... vs Southern, 9/10/2016  
 ..... Jonathan Brantley 119, Dontrell Hilliard 103  
 Had Two Players With 100+ Receiving Yards ..... vs UAB, 10/27/2012  
 ..... Ryan Grant 184/Xavier Rush 126  
 Had 100+ Rusher And 100+ Receiver ..... vs. Maine, 9/19/2015  
 ..... Dontrell Hillard 117 Rush/Sherman Badie 118 Receive  
 Had 150+ Rusher And 150+ Receiver ..... vs McNeese State, 9/26/2009  
 ..... André Anderson 199 rush/Jeremy Williams 22 rec  
 Had 100+ Rusher And 300+ Passer ..... vs Rice, 11/13/2010  
 ..... Orleans Darkwa 113 rush/Ryan Griffin 314 Pass  
 Had 100+ Rusher, 100+ Receiver And 300+ Passer ..... vs Rice, 11/13/2010  
 ..... Orleans Darkwa 113 rush/Ryan Grant 140 rec/Ryan Griffin 314 Pass  
 Had Three RBs Rush for Touchdowns ..... at UMass, 10/1/2016  
 ..... Dontrell Hillard (1) , Josh Rounds (1), Lazedrick Thompson (1)  
 Had Three RBs Rush for 2+ Touchdowns ..... vs. Southern, 9/10/2016  
 ..... Dontrell Hillard (3) , Josh Rounds (2), Lazedrick Thompson (2)  
 Had 700+ Yards Total Offense ..... 706 vs UL Lafayette, 10/31/1998  
 Had 600+ Yards Total Offense ..... 619 vs UAB, 10/27/2012  
 Had 500+ Yards Total Offense ..... 530 vs Tulsa, 11/27/2015  
 Had 400+ Yards Total Offense ..... 448 at UMass, 10/1/2016  
 Had 350+ Yards Total Offense ..... 448 at UMass, 10/1/2016  
 Allowed 150 Or Fewer Yards Total Offense ..... 140 vs. UConn, 11/7/2015  
 Allowed 200 Or Fewer Yards Total Offense ..... 140 vs. UConn, 11/7/2015  
 Allowed 250 Or Fewer Yards Total Offense ..... 140 vs. UConn, 11/7/2015  
 Allowed 300 Or Fewer Yards Total Offense ..... 140 vs. UConn, 11/7/2015  
 Won In Overtime ..... 41-39 (4OT) vs UL Lafayette, 9/24/2016  
 Lost In Overtime ..... 38-31 (2ot) at Tulsa, 8/28/2014  
 Played To A Tie ..... 10-10 vs Miami (Fla.), 11/5/1966  
 Had A 90+ Yard Running Play ..... at Tulsa, 8/28/2014  
 ..... Sherman Badie 90 yds {td}  
 Had An 80+ Yard Running Play ..... vs. Maine, 9/19/2015  
 ..... Dontrell Hilliard 85 yds {td}  
 Had A 70+ Yard Running Play ..... vs. Maine, 9/19/2015  
 ..... Dontrell Hilliard 85 yds {td}  
 Had A 60+ Yard Running Play ..... vs. Southern, 9/10/2016  
 ..... Johnathan Brantley 63 yards  
 Had A 50+ Yard Running Play ..... vs. Southern, 9/10/2016  
 ..... Johnathan Brantley 63 yards  
 Had A 90+ Yard Passing Play ..... at Army, 11/14/2015  
 ..... Teddy Veal 90 yards from Tanner Lee {td}

Had An 80+ Yard Passing Play ..... at Army, 11/14/2015  
 ..... Teddy Veal 90 yards from Tanner Lee {td}  
 Had A 70+ Yard Passing Play ..... at Army, 11/14/2015  
 ..... Teddy Veal 90 yards from Tanner Lee {td}  
 Had A 60+ Yard Passing Play ..... vs Tulsa, 11/27/2015  
 ..... Dontrell Hilliard 66 yards from Jordy Joseph {td}  
 Had A 50+ Yard Passing Play ..... vs Tulsa, 11/27/2015  
 ..... Dontrell Hilliard 66 yards from Jordy Joseph {td}  
 Had Two Drives of 90+ Yards ..... vs. Maine, 9/19/2015  
 ..... 6 Plays for 90 Yards, 12 Plays for 94 Yards  
 Had 100+ Tackles ..... 106 (37 solo/74 asst) at Houston, 9/25/2010  
 Had 90+ Tackles ..... 93 (65 solo/28 asst) vs UL Lafayette, 9/24/2016  
 Had 8+ Sacks ..... 9 at SMU, 9/24/2005  
 Had 7+ Sacks ..... 7 vs UCF, 10/3/2015  
 Had 15+ Tackles For Loss ..... 15 vs East Carolina, 10/12/2013  
 Had 10+ Tackles For Loss ..... 11 vs UL Lafayette, 9/24/2016  
 Forced 5 Fumbles ..... vs Mississippi State, 9/13/2003  
 Forced 4 Fumbles ..... vs Jackson State, 8/29/2013  
 Had 4 Fumble Recoveries ..... vs Army, 11/16/2002  
 Had 3 Fumble Recoveries ..... at ULM, 9/28/2013  
 Had 10+ Pass Break-Ups ..... 16 at Louisiana Tech, 9/12/2013  
 Had 8+ Pass Break-Ups ..... 8 vs Tulsa 11/27/2015  
 Had 5+ Interceptions ..... 5 at Army, 9/20/2003  
 Had 4+ Interceptions ..... 4 at Houston, 10/8/2014  
 Had 3+ Interceptions ..... 3 vs UCF, 10/3/2015  
 Forced 8 Total Turnovers ..... 8 (3 FR/5 INT) at Army, 9/20/2003  
 Forced 5+ Total Turnovers ..... 5 (3 INT/2 FR) vs UCF, 10/3/2015  
 Forced 4+ Total Turnovers ..... 4 (2 INT/2 FR) vs UL Lafayette, 9/24/2016  
 Scored A Safety ..... vs UConn, 10/11/2014  
 ..... Tyler Gilbert, Royce LaFrance tackle in the endzone  
 Allowed A Safety ..... 2 at Memphis, 10/31/2015  
 ..... snap into endzone on a punt attempt, fell on by Peter Picerelli  
 ..... Intentionally grounding in endzone by Jordy Joseph  
 Returned An Interception For TD ..... vs Southern, 9/10/2016  
 ..... Parry Nickerson 96 yards  
 Allowed An Interception Return For TD ..... vs Southern, 9/10/2016  
 ..... Danny Johnson 28 yards  
 Returned A Fumble For TD ..... at Army, 11/14/2015  
 ..... Parry Nickerson, 48 yds  
 Allowed A Fumble Return For TD ..... at Houston, 11/8/2014  
 ..... Adrian McDonald recovery in the endzone  
 Returned A Punt Return For TD ..... vs. Houston, 10/17/2015  
 ..... Demarcus Ayers, 73 yds  
 Allowed A Punt Return For TD ..... at ULM, 9/28/2013  
 ..... Rashon Ceaser 88 yds



## THE LAST TIME

Returned A Kickoff For TD .....vs Southern, 9/10/2016  
Sherman Badie 86 yards

Allowed A Kickoff Return For TD .....vs. Duke, 9/3/2014  
DeVon Edwards, 95 yds

Blocked A Punt .....vs Southern, 9/10/2016  
Jarrod Franklin

Allowed A Blocked Punt.....vs UL Lafayette, 9/24/2016  
Team block, T.J. Posey returns 2 yards to Tulane 4-yard line

Blocked A Punt For TD .....at East Carolina, 10/9/2004  
Bubba Terranova block, Gabe Ratcliff recovery in endzone

Allowed A Blocked Punt For TD.....at Army, 11/14/2015  
Kenneth Brinson 22 yards for TD

Blocked A Field Goal .....vs. UConn, 11/7/2015, Parry Nickerson

Allowed A Blocked Field Goal.....at SMU, 11/21/2015, Zach Wood

Blocked A Field Goal For TD .....vs North Texas, 10/5/2013  
Darion Monroe block, Derrick Strozier 62 yds

Allowed A Blocked Field Goal For TD.....at SMU, 11/21/2015  
Zach Wood block, RC Cox 66 yds

Blocked A PAT .....vs Memphis, 10/22/2011; Derrick Strozier

Allowed A Blocked PAT .....at Memphis, 10/31/2015, Jackson Dillon

Executed An On-Side Kick .. vs Tulsa, 11/3/2007; Travis Burks recovery

Allowed An On-Side Kick.....at Houston, 11/8/2014

Scored A 2-Point Conversion.....vs UL Lafayette, 9/24/2016  
Glen Cuiellette pass to Kendall Ardoin

Allowed A 2-Point Conversion .....vs Memphis, 10/14/2016  
Sam Craft rush

Returned Blocked PAT For Score.....vs Memphis, 10/25/2003  
Anthony Cannon block, Jeremy Foreman return

Successfully Faked A Field Goal .....vs LSU, 11/23/1996  
Adam Moorhead 8 yd run

Successfully Faked A Punt .....vs. UConn, 11/7/2015  
Rob Kelley takes snap for two-yard run

Missed A PAT.....at Memphis, 10/31/2015; Andrew DiRocco

Shutout An Opponent .....56-0 vs UL-Lafayette, 11/1/1997

Was Shutout .....39-0 vs Ole Miss, 9/22/2012

Held Opponent Without A TD .....W 12-3 vs UConn, 10/11/2014

Failed To Score A TD .....L, 7-3 vs. UConn, 11/7/2015

Neither Team Scored A TD .....L 9-6 vs Penn State (Liberty Bowl),  
12/22/1979

Scored Two TDs Via Interception Return .....at UAB, 9/17/2011  
Trent Mackey 39 yds, Derrick Strozier 55 yds

Scored Two TDs Via Blocked Punt.....at LSU, 11/25/1978  
Jeff Roberts and Gary Brown, both recovered in endzone

Scored Three TDs Via Return .....vs Southern Miss, 10/26/1996  
Jeff Ligon KOR, Derrick Singleton FR & INT

Blocked Two Punts .....vs Southeastern Louisiana, 9/3/2011  
Matthew Bailey – twice

Blocked Two Kicks.....vs UL Lafayette, 10/7/2000  
Roxie Shelvin PAT, Adrian Mitchell FG

### A TULANE PLAYER...

Ran For 300+ Yards .....342 by Matt Forté at SMU, 10/20/2007

Ran For 250+ Yards .....255 by André Anderson vs UTEP, 10/11/2008

Ran For 200+ Yards .....215 by Sherman Badie at Tulsa, 8/28/2014

Ran For 150+ Yards .....215 by Sherman Badie at Tulsa, 8/28/2014

Ran For 100+ Yards .....  
.....119 by Johnathan Brantley vs. Southern, 9/10/2016  
.....103 by Dontrell Hilliard vs Southern, 9/10/2016

Ran For 5+ TDs.....5 by Matt Forté at Rice, 11/17/2007

Ran For 4+ TDs.....4 by André Anderson vs McNeese State, 9/26/2009

Ran For 3+ TDs.....3 by Dontrell Hilliard vs Southernn, 9/10/2016

Ran 40+ Times .....44 by Matt Forté vs Memphis, 10/27/2007

Ran 30+ Times .....36 by André Anderson vs SMU, 9/25/2008

Ran 20+ Times .....22 by Dontrell Hilliard at UMass, 10/1/2016

Ran For 100+ Yards In Consecutive Games .....Orleans Darkwa  
103 at UTSA on 11/9/13, 137 vs UTEP, 11/23/2013

Ran For 200+ Yards In Consecutive Games .....Matt Forté  
In 4 Straight From 10/6 – 10/27/2007

Completed 35+ Passes ...36 by Ryan Griffin vs East Carolina, 11/17/12

Completed 30+ Passes .....36 by Ryan Griffin at Houston, 11/24/12

Completed 25+ Passes .25 by Tanner Lee at East Carolina, 11/22/2014

Completed 20+ Passes .....23 by Jordy Joseph vs Tulsa 11/27/2015

Attempted 60+ Passes .....66 by Ryan Griffin at Houston, 11/24/2012

Attempted 50+ Passes ....57 by Ryan Griffin vs East Carolina, 11/17/12

Attempted 40+ Passes .....41 by Jordy Joseph vs Tulsa 11/27/2015

Passed For 400+ .....476 by Ryan Griffin vs Rice, 11/3/2012

Passed For 350+ Yards .....476 by Ryan Griffin vs Rice, 11/3/2012

Passed For 300+ Yards .....343 by Jordy Joseph vs Tulsa 11/27/2015

Passed For 6+ Touchdowns .....6 by Lester Ricard vs UAB, 10/23/2004

Passed For 5+ Touchdowns .....5 by Ryan Griffin vs UAB, 10/27/2012

Passes For 4+ Touchdowns .....4 by Glen Cuiellette  
vs UL Lafayette 9/24/2016

Passed For 3+ Touchdowns .....4 by Glen Cuiellette  
vs UL Lafayette 9/24/2016

Caught 15+ Passes .....15 by JaJuan Dawson vs Ole Miss, 10/9/1999

Caught 10+ Passes .....14 by Ryan Grant vs South Alabama, 9/7/13

Had 250+ Receiving Yards .....217 by Jerome McIntosh  
vs Vanderbilt, 11/18/1989

Had 200+ Receiving Yards .....222 by Jeremy Williams  
vs McNeese State, 9/26/2009

Had 150+ Receiving Yards .....187 by Ryan Grant  
vs South Alabama, 9/7/13





## THE LAST TIME

Caught Passes For 100+ Yards..... 125 by Terren Encalade  
at UMass, 10/1/2016

Had 100+ Receiving Yds in Consecutive Games.. 2 by Terren Encalade  
in 2016 - 103 vs ULL (9/24); 125 at UMass (10/1)

Caught 3+ TD Passes .... 3 Terren Encalade vs UL Lafayette, 9/24/2016

Caught 2+ TD Passes .... 3 Terren Encalade vs UL Lafayette, 9/24/2016

Had 300+ All-Purpose Yards . 324 (139 rec/145 ret) by Jeremy Williams  
vs UTEP, 11/7/2009

Had 250+ All-Purpose Yards ..... 285 (255 rush/30 rec)  
by André Anderson at UTEP, 10/11/2008

Had 200+ All-Purpose Yards ..... 221 (215 rush/6 rec/0 ret)  
by Sherman Badie at Tulsa, 8/28/2014

Had 450+ Yards Total Offense..... 465 (-11 rush/476 pass)  
by Ryan Griffin vs Rice, 11/3/2012

Had 400+ Yards Total Offense..... 410 (67 rush/343 pass)  
by Jordy Joseph vs Tulsa 11/27/2015

Had 350+ Yards Total Offense..... 410 (67 rush/343 pass)  
by Jordy Joseph vs Tulsa 11/27/2015

Scored 5+ Total TDs..... 5 (all rush)

Scored 4+ Total TDs..... 4 (all pass)  
by Glen Cuiellette vs UL Lafayette, 9/24/2016

Scored 3+ Total TDs..... 4 (all pass)  
by Glen Cuiellette vs UL Lafayette, 9/24/2016

Scored Rushing & Receiving TD..... Dontrell Hilliard (1 rush/1 rec)  
at Houston, 11/8/2014

Threw TD Pass & Scored Rushing TD ..... Ryan Griffin (3 pass/1 rush)  
vs UTEP, 11/7/2009

Scored 2 TD Via Interception Return Ernest Crouch vs SMU, 10/27/1945

Scored 2 Total Defensive TDs ..... Derrick Singleton (FR/INT)  
vs Southern Miss, 10/26/1996

Had 20+ Tackles ..... 22 (15 solo/7 asst) by Jerry Phillips  
at Army, 11/14/1998

Had 15+ Tackles ..... 15 (13 solo/2 asst) by Nico Marley  
at Duke, 9/3/2015

Had 10+ Tackles ..... 11 (5 solo/6 asst) by Nico Marley  
vs UL Lafayette, 9/24/2016

Had 3+ Sacks ..... 3.0 by Royce LaFrance vs UCF, 10/3/2015

Had 2+ Sacks ..... 2.0 by Sean Wilson vs Memphis, 10/14/2016

Had 4+ TFL..... 4.0 by Royce LaFrance vs UCF, 10/3/2015

Had 3+ TFL..... 3.0 by Nico Marley & Taniel Smart vs UL Lafayette,  
9/24/2016

Had 3+ Interceptions ..... 4 by Jimmy Glisson vs Virginia, 11/19/1949

Had 2+ Interceptions ..... 2 by Parry Nickerson at Houston, 11/8/2014

Had 4+ Pass Break-Ups.. 4 by Sam Scofield at Louisiana Tech, 9/12/13

Had 3+ Pass Break-Ups.... 3 by Parry Nickerson vs Memphis, 10/14/16

Made 5+ Field Goals ..... 5 by Cairo Santos vs East Carolina, 10/12/13

Made 4+ Field Goals ..... 4 by Andrew DiRocco  
vs UL Lafayette, 9/24/2016

Made 3+ Field Goals ..... 4 by Andrew DiRocco  
vs UL Lafayette, 9/24/2016

Had A 50+Yard Field Goal ..... 56 by Cairo Santos at ULM, 9/28/13

Had An 80+ Yard Punt ..... 83 by Casey Roussel vs East Carolina,  
10/23/1999

Had A 70+ Yard Punt ..... 70 by Peter Picerelli at Tulsa, 9/8/2012

Had A 60+ Yard Punt ..... 61 by Peter Picerelli at UCF, 10/18/2014

### AN OPPOSING TEAM...

Scored 70+ Points ..... 73 vs Houston, 11/10/11

Scored 60+ Points ..... 65 at Georgia Tech, 9/12/2015

Scored 50+ Points ..... 65 at Georgia Tech, 9/12/2015

Scored 40+ Points ..... 49 at Temple, 10/10/2015

Had 30+ First Downs..... 32 at Memphis, 10/31/2015

Had 25+ First Downs..... 32 at Memphis, 10/31/2015

Had 20+ First Downs..... 20 vs UL Lafayette 9/24/2016

Allowed 10 Or Fewer 1st Downs ..... 9 vs. UConn, 11/7/2015

Allowed 15 Or Fewer 1st Downs ..... 14 vs UL Lafayette, 9/24/2016

Allowed 20 or Fewer 1st Downs ..... 20 vs Memphis, 10/14/2016

Rushed For 500+ Yards..... 519 at SMU, 9/11/1982

Rushed For 400+ Yards..... 439 at Georgia Tech, 9/12/2015

Rushed For 300+ Yards..... 323 at SMU, 11/21/2015

Rushed For 200+ Yards..... 287 vs Navy, 9/17/2016

Allowed 25 Or Fewer Rushing Yards..... 8 at Temple, 10/10/2015

Allowed 50 Or Fewer Rushing Yards..... 34 vs. UConn, 11/7/2015

Allowed 99 Or Fewer Rushing Yards..... 34 vs. UConn, 11/7/2015

Passed For 400+ Yards..... 438 at Tulsa, 8/28/2014

Passed For 300+ Yards ..... 367 vs Tulsa 11/27/2015

Allowed 50 Or Fewer Passing Yards ..... 21 vs Navy, 9/17/2016

Allowed 100 Or Fewer Passing Yards ..... 21 vs Navy, 9/17/2016

Allowed 150 Or Fewer Passing Yards ..... 144 vs Memphis, 10/14/2016

Rushed/Passed For 200+ Yards.....  
vs. Houston, 10/17/2015(239 Rush/222 Pass)

Had Two Players With 100+ Rushing Yards..... at SMU, 11/21/2015  
Matt Davis 156/Xavier Jones 117

Had Three Players With 100+ Rushing Yards ..... vs BYU, 8/25/2001  
Luke Staley 142/Brandon Doman 115/Brian McDonald 103

Had Two Players With 100+ Receiving Yards ..... vs UCF, 10/3/2015  
D'erren Wilson 114/Chris Johnson 113

Had Three Players With 100+ Receiving Yards vs Louisville, 10/17/1998  
Lavell Boyd 146/Arnold Jackson 132/Charles Sheffield 103

Had 100+ Rusher And 100+ Receiver..... at Houston, 11/24/2012  
Ryan Jackson 129 rush/Dewayne Peace 101 rec

Had 150+ Rusher And 150+ Receiver..... vs SMU, 10/30/2010  
Zach Line 177 rush/Aldrick Robinson 182 rec

Had 100+ Rusher And 300+ Passer..... at Houston, 11/24/2012  
Ryan Jackson 129 rush/Crawford Jones 368 pass

Had 100+ Rusher, 100+ Receiver  
And 300+ Passer..... at Houston, 11/24/2012  
Ryan Jackson 129 rush/Dewayne Peace 101 rec/  
Crawford Jones 368 pass

Had 700+ Yards Total Offense..... 735 vs Houston, 11/10/2011

Had 600+ Yards Total Offense..... 622 vs UAB, 10/27/2012

Had 500+ Yards Total Offense..... 518 at SMU, 11/21/2015

Had 400+ Yards Total Offense..... 408 vs Tulsa, 11/27/2015

Had 350+ Yards Total Offense..... 399 vs Memphis, 10/14/2016

Allowed 150 Or Fewer Yards Total Offense... 140 vs. UConn, 11/7/2015

Allowed 200 Or Fewer Yards Total Offense... 140 vs. UConn, 11/7/2015



## THE LAST TIME

Allowed 250 Or Fewer Yards Total Offense... 140 vs. UConn, 11/7/2015

Allowed 300 Or Fewer Yards Total Offense.....261 vs Navy, 9/1/2016

Had A 90+ Yard Running Play ..... at Rutgers, 10/2/2010  
Mohamed Sanu 91 yds {td}

Had An 80+ Yard Running Play ..... at Rutgers, 10/2/2010  
Mohamed Sanu 91 yds {td}

Had A 70+ Yard Running Play ..... vs Houston, 11/24/2012  
Ryan Jackson 72 yds {td}

Had A 60+ Yard Running Play .....vs Memphis, 10/14/2016  
Doroland Dorceus, 61 yds

Had A 50+ Yard Running Play .....vs Memphis, 10/14/2016  
Doroland Dorceus, 61 yds

Had A 90+ Yard Passing Play..... at Rutgers, 9/27/2014  
Andrew Turzilli 93 yds from Gary Nova {td}

Had An 80+ Yard Passing Play..... at Rutgers, 9/27/2014  
Andrew Turzilli 93 yds from Gary Nova {td}

Had A 70+ Yard Passing Play.....vs Temple, 12/6/2014  
Jahad Thomas 75 yds from P.J. Walker

Had A 60+ Yard Passing Play..... vs UCF, 10/3/2015  
Chris Johnson 62 yds from Bo Schneider

Had A 50+ Yard Passing Play..... vs UCF, 10/3/2015  
Chris Johnson 62 yds from Bo Schneider

Had 100+ Tackles..... 107 (27 solo/80 asst) at UMass, 10/1/2016

Had 90+ Tackles..... 107 (27 solo/80 asst) at UMass, 10/1/2016

Had 8+ Sacks ..... 8 at Tulsa, 9/8/2012

Had 7+ Sacks ..... 8 at Tulsa, 9/8/2012

Had 15+ Tackles For Loss ..... 15 at TCU, 11/9/2002

Had 10+ Tackles For Loss ..... 11 at Louisiana Tech, 9/12/13

Forced 5+ Fumbles ..... 6 at Southern Miss, 10/24/2009

Forced 4+ Fumbles ..... 4 vs Army, 10/9/2010

Had 4 Fumble Recoveries ..... at Houston, 9/7/2002

Had 3 Fumble Recoveries ..... at Louisiana Tech, 9/12/2013

Had 10+ Pass Break-Ups..... 13 at Houston, 11/24/2012

Had 8+ Pass Break-Ups..... 8 vs Temple, 12/6/2014

Had 15+ Interceptions ..... 5 at Navy, 11/13/1999

Had 4+ Interceptions ..... 4 at Duke, 9/20/2014

Had 3+ Interceptions ..... 3 vs Memphis, 11/15/2014

Forced 5+ Total Turnovers..... 5 (3 INT, 2 FR) vs Memphis, 11/15/2014

Forced 4+ Total Turnovers..... 5 (3 INT, 2 FR) vs Memphis, 11/15/2014

Scored Two Defensive TDs ..... vs Tulsa 11/27/2015  
Craig Suits (Int. 28 yards), Kolton Shindelar (Int. 66 yards)

Scored Two TDs Via Interception Return ..... vs Tulsa 11/27/2015  
Craig Suits (28 yards), Kolton Shindelar (66 yards)

Scored Two TDs Via Punt Return..... vs Houston, 11/10/2011  
(Patrick Edwards, Damian Payne)

Blocked Two Punts ..... at Syracuse, 9/21/2013  
(Durrell Eskridge, Erik Crume)

Blocked Two Kicks..... vs Army, 10/28/2006  
(Tony Fusco 2 PATs, Victor Ugenyi PAT)

Recorded two safeties ..... at Memphis, 10/31/2015

**AN OPPOSING PLAYER...**

Ran For 300+ Yards .....323 by Tarrion Adams of Tulsa, 11/22/2008

Ran For 250+ Yards .....323 by Tarrion Adams of Tulsa, 11/22/2008

Ran For 200+ Yards .....207 by Charles Sims of Houston, 11/10/2011

Ran For 150+ Yards ..... 156 by Matt Davis of SMU, 11/21/2015

Ran For 100+ Yards .....111 by Will Worth of Navy, 9/17/2016

Ran For 5+ TDs..... 5 by Tony Jefferey of TCU, 9/13/1986

Ran For 4+ TDs..... 4 by Bryce Beall of Houston, 9/25/2010

Ran For 3+ TDs..... 3 Xavier Jones of SMU, 11/21/2015

Ran For 2+ TDs..... 2 by Elijah McGuire of UL Lafayette, 9/24/2016

Ran 40+ Times .....44 by Chris McCoy of Navy, 11/16/1996

Ran 30+ Times ..... 38 by Elijah McGuire of UL Lafayette, 9/24/2016

Ran 20+ Times ..... 38 by Elijah McGuire of UL Lafayette, 9/24/2016

Completed 40+ Passes .....41 by Shane Carden of East Carolina,  
10/12/2013

Completed 35+ Passes ..... 41 by Shane Carden of East Carolina,  
10/12/2013

Completed 30+ Passes ..... 32 by Dane Evans of Tulsa 11/27/2015

Completed 25+ Passes ..... 32 by Dane Evans of Tulsa 11/27/2015

Completed 20+ Passes .. 21 by Riley Ferguson of Memphis 10/14/2016

Attempted 50+ Passes ..... 53 by Dane Evans of Tulsa, 8/28/2014

Attempted 40+ Passes .....42 by Paxton Lynch of Memphis, 10/31/2015

Passed For 450+ Yards ..... 480 by Shane Carden of East Carolina,  
10/12/13

Passed For 400+ Yards .....438 by Dane Evans of Tulsa, 8/28/2014

Passed For 350+ Yards ..... 367 by Dane Evans of Tulsa 11/27/2015

Passed For 300+ Yards ..... 367 by Dane Evans of Tulsa 11/27/2015

Passes For 4+ Touchdowns ..... 4 by Gary Nova of Rutgers, 9/27/2014

Passed For 3+ Touchdowns ..... 3 by Dane Evans of Tulsa 11/27/2015

Caught 15+ Passes ..... 15 by Keyarris Garrett of Tulsa 11/27/2015

Caught 10+ Passes ..... 15 by Keyarris Garrett of Tulsa 11/27/2015

Had 250+ Yards Receiving ..... 253 by Roddy White of UAB, 10/23/2004

Had 200+ Yards Receiving 216 by Keyarris Garrett of Tulsa 11/27/2015

Had 150+ Yards Receiving 216 by Keyarris Garrett of Tulsa 11/27/2015

Had 100+ Yards Receiving . 129 by Willie Quinn of Southern, 9/10/2016

Caught 3+ TD Passes ..... 3 by Chris Johnson of UCF, 10/3/2015

Caught 2+ TD Passes ..... 2 by Andy Isabella of UMass, 10/1/2016

Had 300+ All-Purpose Yards  
..... 343 (234 rush/109 rec) by Donald Buckram  
of UTEP, 11/7/2009

Had 250+ All-Purpose Yards ..... 269 (36 rush/233 rec/0 ret)  
by Keevan Lucas of Tulsa, 8/28/2014

Had 200+ All-Purpose Yards .....216 (216 Rcv.)  
by Keyarris Garrett of Tulsa 11/27/2015

Had 450+ Yards Total Offense.....455 (480 pass/-25 rush)  
by Shane Carden of East Carolina, 10/12/13



## THE LAST TIME

Had 400+ Yards Total Offense.....	401 (342 pass/59 rush)	by Greg Ward, Jr., of Houston, 11/8/2014
Had 350+ Yards Total Offense.....	358 (367 pass/-9 rush)	by Dane Evans of Tulsa 11/27/2015
Scored 5+ Total TDs.....	5 (all rush)	by Tony Jeffery of TCU, 9/13/1986
Scored 4+ Total TDs.....	4 (3 rec/1 punt)	by Patrick Edwards of Houston, 11/10/2011
Scored 3+ Total TDs.....	3 (2 rush, 1 rec)	Elijah McGuire of UL Lafayette, 9/24/2016
Scored Rushing & Receiving TD.....	Elijah McGuire (2 rush/1 rec)	of UL Lafayette, 9/24/2016
Threw TD Pass & Scored Rushing TD.....	Ahmad Bradshaw	(2 Pass, 1 Rush) of Army, 11/14/2015
Had 100+ Yds Rushing & Receiving.....	Donald Buckram (234 rush/109 rec)	of UTEP, 11/7/2009
Had 100+ Yds Rushing & Passing.....	Derrick Fourroux (102 rush/221 pass)	of McNeese State, 9/26/2009)
Had 2 TD Via Interception Return.....	Richard Lewis of Georgia Tech,	10/24/1970
Had 20+ Tackles.....	24 (16 solo/8 asst)	by Marvin Burdette of UAB, 10/27/2012
Had 15+ Tackles.....	15 (3 solo/12 asst)	by Steve Casali of UMass, 10/1/2016
Had 10+ Tackles.....	12 (10 solo/2 asst)	by Austin Hall of Memphis, 10/14/2016
Had 3+ Sacks.....	3.0	by J.Cornell of Ole Miss, 9/11/2010
Had 2+ Sacks.....	2.0	by Joe Dillon, 9/24/2016
Had 5+ Tackles For Loss.....	5.0	by Dewayne White of Louisville, 11/3/2001
Had 4+ Tackles For Loss.....	4.5	by D.Thornton of Marshall, 10/29/2005
Had 3+ Tackles For Loss.....	3.0	by Austin Hall of Memphis, 10/14/2016
Had 3+ Interceptions.....	3	by D'Joun Smith of FAU, 11/2/13
Had 2+ Interceptions.....	2	by Isiah Corbett of Southeastern Louisiana, 9/13/2014
Had 4+ Pass Break-Ups.....	5	by Everett Daniels of Houston, 11/24/2012
Had 3 Pass Break-Ups.....	3	by Tavon Young of Temple, 12/6/2014
Made 5+ Field Goals.....	5	by Brian Lee of Ole Miss, 8/31/1991
Made 4+ Field Goals.....	4	by Warren Harvey of East Carolina, 10/12/13
Made 3+ Field Goals.....	3	by Jake Elliott of Memphis, 10/31/2015
Made A 50+Yard Field Goal.....	52	by Chase Hover of SMU, 10/13/2012
Had A 70+ Yard Punt.....	71	by Kody Bliss of Auburn, 10/21/2006
Had A 60+ Yard Punt.....	63	by Spencer Smith of Memphis, 10/14/2016



## 2016 GAME RECAPS

### Game 1 • Tulane 3 - Wake Forest 7

BB&T Field • Winston-Salem, N.C.

Sept. 1 • 24,398 Attendance

The Willie Fritz era kicked off on Thursday night for Tulane football (0-1), but the home team, Wake Forest (1-0), spoiled the debut as the Green Wave fell just short in a 7-3 battle at BB&T Field. The Olive and Blue struck on their opening drive, claiming a 3-0 lead, but the Demon Deacons retaliated by beginning the second quarter with a 12-play, 53-yard drive that resulted in the lone touchdown of the game and the final 7-3 score.

"It was very disappointing," Fritz stated. "We had a few passing situations, and obviously that is not our strength. We had a tough time protecting tonight and it was a four-man rush most of the time. The whole last series was a two or three-man rush. It was just a lot of guys playing their first ball game. Everybody has to do their job, and someone has to make a play."

Tulane's opening drive went eight plays, 51 yards in four-and-a-half minutes, resulting in an Andrew DiRocco 41-yard field goal for the game's initial score. However, Wake Forest's Kendall Hinton punched in a one-yard touchdown run with 14:16 left in the first half, marking the final score of the game.

The Wave ground game and defensive effort pushed Tulane into opponent territory twice in the second quarter, but one drive was stalled by back-to-back penalties, while the second was halted on a four-and-out on Wake's 28-yard line.

The defensive battle waged on in the second half as only 110 total yards were accumulated by both squads in the third quarter. With Tulane still trailing 7-3 midway through the fourth quarter, and facing a 3rd-and-22, quarterback Glen Cuiellette connected with Josh Rounds on a 46-yard pass that moved the ball to Wake's 32-yard line. Later facing a 4th-and-3 on Wake's 16, Cuiellette's rush attempt fell short, losing two yards on the play, resulting in a turnover-on-downs with 4:22 remaining.

However, Tulane's defense delivered once more, halting the Demon Deacons after six plays to get the ball back on their own 36-yard line with 1:35 remaining. On a 4th-and-10, Cuiellette connected with Devon Breaux on a 17-yard catch out-of-bounds on Wake's 47-yard line. Yet three plays later, Tulane couldn't convert on another fourth down, turning the ball over and thus closing out the game.

Score by Quarters	1	2	3	4	Total
Tulane	3	0	0	0	3
Wake Forest	0	7	0	0	7

#### Qtr Time Scoring play

1st 10:22 TLN - DiROCCO, Andrew 41 yd field goal, 8-51 4:38  
2nd 14:16 WF - Hinton, K 1 yd run (Weaver, M kick), 12-53 4:12

	TLN	WF
<b>FIRST DOWNS</b>	14	10
<b>RUSHES-YARDS (NET)</b>	47-146	34-79
<b>PASSING YDS (NET)</b>	134	96
Passes Att-Comp-Int	23-12-0	21-12-0
<b>TOTAL OFFENSE PLAYS-YARDS</b>	70-280	55-175
Fumble Returns-Yards	0-0	0-0
Punt Returns-Yards	2-10	2-2
Kickoff Returns-Yards	1-22	1-30
Interception Returns-Yards	0-0	0-0
Punts (Number-Avg)	5-41.8	8-40.2
Fumbles-Lost	1-1	0-0
Penalties-Yards	4-30	5-45
Possession Time	34:56	25:04
Third-Down Conversions	8 of 20	7 of 15
Fourth-Down Conversions	1 of 4	0 of 0
Red-Zone Scores-Chances	0-2	1-1
Sacks By: Number-Yards	1-3	4-28

**RUSHING:** Tulane-CUIELLETTE, Glen 22-54; HILLIARD, Dontrell 7-36; BADIE, Sherman 7-26; THOMPSON, Lazedrick 6-21; BRADWELL, Darius 4-6; ROUNDS, Josh 1-3. Wake Forest-Hinton, K 8-24; Colburn, M 11-23; Carney, C 7-21; Wolford, J 5-15; TEAM 3-minus 4.

**PASSING:** Tulane-CUIELLETTE, Glen 12-23-0-134. Wake Forest-Wolford, J 9-17-0-79; Hinton, K 3-4-0-17.

**RECEIVING:** Tulane-DACE, Larry 4-38; ENCALADE, Terren 4-19; ROUNDS, Josh 1-46; BREAUX, Devon 1-1. HILLIARD, Dontrell 1-8; THOMPSON, Lazedrick 1-6. Wake Forest-Sergine, C 3-15; Colburn, M 2-29; Bachman, A 2-17; Wade, C 2-14; Carney, C 2-13; Washington, S 1-8.

**INTERCEPTIONS:** Tulane-None. Wake Forest-None.

**FUMBLES:** Tulane-CUIELLETTE, Glen 1-1. Wake Forest-None.

### Game 2 • Southern 21 - Tulane 66

Yulman Stadium • New Orleans

Sept. 10 • 27,179

Tulane football (1-1) shone a spotlight of all three phases of its squad in its home opener, as the Green Wave rolled to a 66-21 victory over Southern University (0-2). Offensively, the Wave rushed for 437 yards, most since 1973 and third most in school history, and punched in seven rushing touchdowns on the night - three from Dontrell Hilliard and two each from Josh Rounds and Lazedrick Thompson. Meanwhile, Tulane's defense and special teams reeled in two interceptions, including one for a touchdown, and returned an 86-yard kickoff for a touchdown as well.

Tulane's first five touchdowns were either set up or scored by the Green Wave's defense or special teams. Ade Aruna's fourth career sack coupled with Taniel Smart's second career fumble recovery set up a five-yard Hilliard touchdown run. Then Nico Marley's fourth career interception resulted in Hilliard's second scoring run of the game.

Parry Nickerson then flashed his defensive prowess at the 6:33 mark in the first quarter, returning an interception 96 yards for the touchdown. After Southern got its first score of the game at the 2:28 mark via a 20-yard touchdown reception to Dillon Beard, it was Sherman Badies' turn to display his speed with an 86-yard kickoff return for a touchdown.

Tulane's impressive first quarter showing wasn't done there, as Jarrod Franklin notched a punt block with 51 seconds remaining, eventually leading to a one-yard Josh Rounds touchdown run just three plays later to begin the second quarter. Rounds and Thompson each added a touchdown on the ground later in the second quarter, extending Tulane's lead to 49-7 at the mid-way point.

Thompson and Hilliard each tacked on one more rushing touchdown in the second half, as the latter achieved his third of the game which marked a career best. Finally, add in an Andrew DiRocco fourth quarter 25-yard field goal and Tulane's 66 total points were the most scored since the Olive and Blue recorded 63 vs Louisiana Tech on Nov. 26, 1998.

Score by Quarters	1	2	3	4	Total
Southern	7	0	14	0	21
Tulane	28	21	7	10	66

#### Qtr Time Scoring play

1st 13:01 TLN - HILLIARD, Dontrell 5 yd run (DiROCCO, Andrew kick), 2-13 0:34  
10:19 TLN - HILLIARD, Dontrell 1 yd run (DiROCCO, Andrew kick), 5-31 2:04  
06:33 TLN - NICKERSON, Parry 96 yd interception return (DiROCCO, Andrew kick)  
02:28 SUBR - D. Beard 20 yd pass from A. Howard (R. Albuquerque kick), 9-75 4:05  
02:15 TLN - BADIE, Sherman 86 yd kickoff return (DiROCCO, Andrew kick)  
2nd 14:57 TLN - ROUNDS, Josh 1 yd run (DiROCCO, Andrew kick), 3-12 0:54  
11:06 TLN - THOMPSON, Lazedrick 11 yd run (DiROCCO, Andrew kick), 4-80 1:09  
06:23 TLN - ROUNDS, Josh 2 yd run (DiROCCO, Andrew kick), 4-49 2:41  
3rd 13:22 SUBR - D. Johnson 28 yd interception return (R. Albuquerque kick)  
09:49 SUBR - W. Quinn 21 yd pass from A. Howard (R. Albuquerque kick), 3-70 1:07  
07:15 TLN - THOMPSON, Lazedrick 9 yd run (DiROCCO, Andrew kick), 6-76 2:28  
4th 14:50 TLN - DiROCCO, Andrew 25 yd field goal, 14-51 6:34  
08:50 TLN - HILLIARD, Dontrell 11 yd run (HARVEY, Randy kick), 7-31 4:53

	SUBR	TLN
<b>FIRST DOWNS</b>	13	22
<b>RUSHES-YARDS (NET)</b>	23-54	57-437
<b>PASSING YDS (NET)</b>	281	12
Passes Att-Comp-Int	31-18-2	6-2-1
<b>TOTAL OFFENSE PLAYS-YARDS</b>	54-335	63-449
Fumble Returns-Yards	0-0	0-0
Punt Returns-Yards	0-0	1-0
Kickoff Returns-Yards	7-103	4-135
Interception Returns-Yards	1-28	2-96
Punts (Number-Avg)	6-23.7	0-0.0
Fumbles-Lost	2-2	0-0
Penalties-Yards	6-62	4-35
Possession Time	26:48	33:12
Third-Down Conversions	4 of 13	5 of 10
Fourth-Down Conversions	0 of 0	2 of 3
Red-Zone Scores-Chances	1-1	8-8
Sacks By: Number-Yards	0-0	1-10

**RUSHING:** Southern-L. Tillery 13-39; L. Johnson 1-9; J. West 3-8; D. Shorts 2-3; T. Lee 1-3; A. Howard 3-minus 8. Tulane-BRANTLEY, Johnathan 11-119; HILLIARD, Dontrell 10-103; ROUNDS, Josh 11-66. BADIE, Sherman 5-40; THOMPSON, Lazedrick 4-28; ZUCKERMAN, Andrew 4-26; CUIELLETTE, Glen 5-20; BRADWELL, Darius 4-15; BERTRAND, Jared 1-7; SCOTT, Trey 1-7; GLENN, Devin 1-6.

**PASSING:** Southern-A. Howard 16-27-2-267; D. Shorts 2-4-0-14. Tulane-BRANTLEY, Johnathan 1-4-0-7; CUIELLETTE, Glen 1-2-1-5.

**RECEIVING:** Southern-W. Quinn 7-129; C. Williams 4-17; Q. Monday 2-51; H. Edwards 2-20; L. Tillery 1-32; D. Beard 1-20; C. Baker 1-12. Tulane-ARDOIN, Kendall 1-7; ENCALADE, Terren 1-5.

**INTERCEPTIONS:** Southern-D. Johnson 1-28. Tulane-NICKERSON, Parry 1-96; MARLEY, Nico 1-0.

**FUMBLES:** Southern-W. Quinn 1-1; A. Howard 1-1. Tulane-None.





## 2016 GAME RECAPS

### Game 3 • Navy 21 - Tulane 14

Yulman Stadium • New Orleans

Sept. 17 • 21,503 Attendance

Tulane football battled back-and-forth with Navy possessing a 14-13 lead to start the fourth quarter before falling by the final score of 21-14. In fact, each time the Midshipmen scored, the Green Wave immediately countered with a touchdown drive of their own. With three minutes left in the game, Navy rallied with a 10-play, 72-yard touchdown drive to regain a seven-point advantage and a lead Tulane could not come back from.

The Midshipmen (3-0, 2-0 The American | West) were the first to break through, recording a 15-play, 94-yard touchdown drive, spanning 7:17. Navy's Chris High capped the season-high 15-play drive with a 6-yard touchdown run with 14:28 on the clock.

On the ensuing Tulane drive, running back Josh Rounds caught fire, recording five carries for 52 yards on the drive, including runs of 12, 16 and 18 yards. With 10:22 remaining till half, Rounds capped the impressive eight-play, 75-yard drive with a 2-yard touchdown run.

Navy struck first in the second half, as Shawn White earned a 4-yard touchdown run which capped a nearly five minutes possession midway through the third quarter, but it failed to connect on the PAT following the score.

Tulane proved resilient once more, immediately countering with a touchdown drive of its own on the next series. The Wave offense again received a boost from Rounds when he converted a fourth-and-one on their own 44-yard line, maintaining a drive in which three plays later, Dontrell Hilliard executed a 36-yard touchdown run to hand Tulane the 14-13 lead.

Tulane's Peter Woullard then kept the momentum in the Wave's favor. After a 23-yard carry by the Midshipmen pushed them into Tulane territory at the 32-yard line, Woullard recovered a Will Worth fumble, giving the Green Wave the ball back with 12 minutes remaining in the game.

Forwarding ahead to 7:39 remaining, Navy took over from its own 28-yard line and rallied behind quarterback Will Worth, who carried eight times for 58 yards on the ensuing touchdown drive. After a successful two-point conversion, Navy regained the lead at 21-14 with 2:57 on the clock. On Tulane's final offensive possession, its comeback attempt fell short, suffering a four-and-out and turnover on downs as Navy then knelt down for the victory.

Score by Quarters	1	2	3	4	Total
NAVY	0	7	6	8	21
Tulane	0	7	7	0	14

#### Qtr Time Scoring play

2nd 14:28 NAVY - HIGH, Chris 6 yd run (MOEHRING, Bennett kick), 15-94 7:17  
10:22 TLN - ROUNDS, Josh 2 yd run (DIROCCO, Andrew kick), 8-75 4:06  
3rd 04:52 NAVY - WHITE, Shawn 4 yd run (MOEHRING, Bennett kick failed), 11-75 4:53  
00:19 TLN - HILLIARD, Dontrell 36 yd run (DIROCCO, Andrew kick), 9-76 4:27  
4th 02:57 NAVY - WORTH, Will 1 yd run (GULLEY, Toney pass from WORTH, Will), 10-72 4:42

	NAVY	TLN
<b>FIRST DOWNS</b>	21	14
<b>RUSHES-YARDS (NET)</b>	55-287	47-240
<b>PASSING YDS (NET)</b>	59	21
Passes Att-Comp-Int	12-5-0	12-3-0
<b>TOTAL OFFENSE PLAYS-YARDS</b>	67-346	59-261
Fumble Returns-Yards	0-0	0-0
Punt Returns-Yards	1-0	1-3
Kickoff Returns-Yards	0-0	3-55
Interception Returns-Yards	0-0	0-0
Punts (Number-Avg)	4-37.2	5-40.2
Fumbles-Lost	2-2	1-0
Penalties-Yards	3-30	9-71
Possession Time	31:06	28:54
Third-Down Conversions	9 of 14	2 of 12
Fourth-Down Conversions	0 of 0	3 of 4
Red-Zone Scores-Chances	3-4	1-1
Sacks By: Number-Yards	2-16	3-20

RUSHING: NAVY-WORTH, Will 25-113; GULLEY, Toney 7-80; HIGH, Chris 9-51; ROMINE, Dishan Tre 2-10; WHITE, Shawn 2-6; WALKER, Josh 1-1; CASS Jr., Calvin 1-minus 2; TEAM 3-minus 13  
Tulane-HILLIARD, Dontrell 16-97; ROUNDS, Josh 11-75; BRANTLEY, Johnathan 10-29; ENCALADE 2-23; THOMPSON, Lazedrick 6-20; CUIELLETTE, Glen 2-minus 4.

PASSING: NAVY-WORTH, Will 5-12-0-59. Tulane-BRANTLEY, Johnathan 3-12-0-21; CUIELLETTE,

RECEIVING: NAVY-TILLMAN, Jamir 3-47; SCOTT, Craig 1-7; WHITE, Shawn 1-5. Tulane-HILLIARD 2-16; BREAU, Devon 1-5.

INTERCEPTIONS: NAVY-None. Tulane-None.

FUMBLES: NAVY-WALKER, Tre 1-1; ROMINE, Dishan 1-1. Tulane-CUIELLETTE, Glen 1-0.

### Game 4 • UL Lafayette 39 - Tulane 41 (4OT)

Yulman Stadium • New Orleans

Sept. 24 • 24,253 Attendance

It was a history-setting night for Tulane football as the Green Wave competed in its first ever four-overtime game in program history, defeating UL Lafayette (2-2), 41-39, in Yulman Stadium on Saturday night. The Wave's defense sealed the dramatic finish when Richard Allen stopped the Ragin' Cajun's two-point conversion attempt, sparking Tulane's bench to rush the field and celebrate the victory.

After four quarters couldn't find a winner with a 16-16 tie, Tulane and UL Lafayette began their four overtime duel. If you blinked, you missed Tulane's first two offensive drives - one-pass, 25 yards on each, as the first went to Terren Encalade and the second to Darnell Mooney.

In the third overtime, Tulane (2-2, 0-1 American Athletic Conference | West) found itself down three points and facing defeat, but Andrew DiRocco connected on a career long 48-yard field goal to send the game into a fourth overtime. The Wave rode that momentum into a 7-yard touchdown pass to Encalade, his third of the game, and eventual two-point conversion pass to Kendall Ardoin. Encalade's three touchdowns marked a career high and the first three touchdown game for a receiver since Roydell Williams in 2004.

Earlier in the night, Tulane found itself in a 6-0 hole in the second quarter, but just under the 12-minute mark, redshirt-junior Parry Nickerson recorded his second interception of the season, returning it 37 yards to UL Lafayette's 13-yard line. Tulane took advantage of the field position with an Andrew DiRocco 22-yard field goal. Around the six-minute mark, Donnie Lewis, Jr., notched his first career interception, returning it 12 yards to UL Lafayette's 12-yard line. The Wave then capitalized once more as DiRocco connected from 35-yards out, tying the game at 6-6, as the two remained deadlocked through half.

Around the 10-minute mark in the third quarter, it was Tulane's special teams that delivered great field position as UL Lafayette's Elijah McGuire muffed a punt catch resulting in a Richard Allen fumble recovery on the 6-yard line, setting up another DiRocco field goal.

Later, tied at 9-9, Cuiellette connected with Encalade on a 34-yard touchdown pass, marking the first score through the air for the Green Wave this season and the first career touchdowns for both Cuiellette and Encalade. UL Lafayette (2-2, 1-0 Sun Belt) retaliated in the fourth quarter, recording a season-high 16-play drive for 53 yards, capped by a McGuire one-yard touchdown run.

Score by Quarters	1	2	3	4	OT	O1	O2	O3	O4	Total
UL Lafayette	3	3	3	7	23	7	7	3	6	39
Tulane	0	6	10	0	25	7	7	3	8	41

#### Qtr Time Scoring play

1st 05:16 UL - Artigue, Stevie 40 yd field goal, 11-61 3:37  
13:48 UL - Artigue, Stevie 39 yd field goal, 9-65 2:54  
2nd 10:16 TLN - DIROCCO, Andrew 22 yd field goal, 4-7 1:25  
04:16 TLN - DIROCCO, Andrew 35 yd field goal, 4-6 1:43  
3rd 08:23 TLN - DIROCCO, Andrew 20 yd field goal, 4-3 2:01  
03:18 UL - Artigue, Stevie 20 yd field goal, 4-3 1:38  
01:07 TLN - ENCALADE, Terren 34 yd pass from CUIELLETTE, Glen (DIROCCO, Andrew kick), 5-75 2:11  
4th 05:55 UL - McGuire, Elijah 1 yd run (Artigue, Stevie kick), 16-53 6:03  
OT 15:00 UL - Barnes, Keenan 10 yd pass from Jennings, A. (Artigue, Stevie kick), 4-25 0:00  
15:00 TLN - ENCALADE, Terren 25 yd pass from CUIELLETTE, Glen (DIROCCO, Andrew kick), 1-25 0:00  
15:00 TLN - MOONEY, Darnell 25 yd pass from CUIELLETTE, Glen (DIROCCO, Andrew kick), 1-25 0:00  
15:00 UL - McGuire, Elijah 1 yd run (Artigue, Stevie kick), 2-25 0:00  
15:00 UL - Artigue, Stevie 22 yd field goal, 6-20 0:00  
15:00 TLN - DIROCCO, Andrew 48 yd field goal, 6-6 0:00  
15:00 TLN - ENCALADE, Terren 7 yd pass from CUIELLETTE, Glen (ARDOIN, Kendall pass from CUIELLETTE, G.), 4-25 0:00  
15:00 UL - McGuire, Elijah 22 yd pass from Jennings, A. (Jennings, A. pass failed), 2-25 0:00

	UL	TLN
<b>FIRST DOWNS</b>	20	14
<b>RUSHES-YARDS (NET)</b>	63-137	48-130
<b>PASSING YDS (NET)</b>	240	181
Passes Att-Comp-Int	38-19-2	26-13-1
<b>TOTAL OFFENSE PLAYS-YARDS</b>	101-377	74-311
Fumble Returns-Yards	0-0	1-34
Punt Returns-Yards	5-14	0-0
Kickoff Returns-Yards	2-43	1-10
Interception Returns-Yards	1-0	2-49
Punts (Number-Avg)	8-45.1	11-36.8
Fumbles-Lost	2-2	1-0
Penalties-Yards	5-30	6-40
Possession Time	31:10	28:50
Third-Down Conversions	8 of 28	0 of 16
Fourth-Down Conversions	3 of 3	0 of 1
Red-Zone Scores-Chances	6-6	5-6
Sacks By: Number-Yards	3-21	6-38

RUSHING: UL Lafayette-McGuire, Elijah 38-89; Calais, Raymond 2-34; Hoggins, Darius 4-17; Wright, Jordan 4-11; Haynes, Gary 1-4; TEAM 2-minus 4; Jennings, A. 12-minus 14. Tulane-HILLIARD, Dontrell 16-49; ROUNDS, Josh 10-45; THOMPSON, Lazedrick 7-30; BRANTLEY, Johnathan 8-7; MOONEY, Darnell 1-4; CUIELLETTE, Glen 6-minus 5.

PASSING: UL Lafayette-Jennings, A. 19-38-2-240. Tulane-CUIELLETTE, Glen 10-23-1-165; BRANTLEY, Johnathan 3-3-0-16.

RECEIVING: UL Lafayette-Riles, Al 6-70; Barnes, Keenan 4-56; McGuire, Elijah 4-48; Barnes, Matthew 2-17; Bradley, J. 1-39; Jacquet, M. 1-7; Hoggins, Darius 1-3. Tulane-ENCALADE, Terren 7-103; MOONEY, Darnell 3-51; BREAU, Devon 1-16; HILLIARD, Dontrell 1-12; ROUNDS, Josh 1-minus 1.

INTERCEPTIONS: UL Lafayette-Walker, Tracy 1-0. Tulane-NICKERSON, Parry 1-37; LEWIS, Donnie 1-12.

FUMBLES: UL Lafayette-McGuire, Elijah 1-1; Jennings, A. 1-1. Tulane-CUIELLETTE, Glen 1-0.





## 2016 GAME RECAPS

### Game 5 • Tulane 31 - UMass 24

McGuirk Stadium • Amherst, Mass.

Oct. 1 • 14,892 Attendance

Tulane football was down 14-0 in the opening four minutes against Massachusetts on Saturday afternoon, but rallied by scoring 24 unanswered points before eventually claiming the 31-24 victory. It marked the biggest come-from-behind victory in the post-Katrina era, previously besting the time the Wave (3-2, 0-1 American Athletic Conference | West) rallied down 10-0 at Army on Oct. 3, 2009 to win it 17-16.

UMass (1-4) dealt a lightning quick first blow, going 59 yards in four plays on their opening drive, capped by a 12-yard touchdown pass from Andrew Ford to Andy Isabella. Tulane then fumbled on the ensuing kickoff as the Minutemen recovered and struck on another 12-yard touchdown connection between Ford and Isabella.

Down 14-0, the Olive and Blue remained poised and quickly retaliated, driving 75 yards via 10 plays as Dontrell Hilliard punched in an 11-yard run for the score. The touchdown marked the beginning of what would be 24 unanswered points for the Wave, as the Olive and Blue tacked on a second quarter Andrew DiRocco 22-yard field goal, a third-quarter 36-yard touchdown pass from Glen Cuielletto to Terren Encalade and a third quarter 19-yard touchdown carry by Lazedrick Thompson.

Tulane possessed a 24-14 lead to begin the fourth quarter but the Minutemen would not go away, recording a 28-yard field goal with 9:37 on the clock to cut the deficit to seven points.

Yet, the Green Wave responded once more by logging an eight play, 75-yard scoring drive on the ensuing offensive possession, as Josh Rounds tallied a 10-yard touchdown run to extend the lead to 31-17.

Next, UMass countered with a quick touchdown drive, garnering 58 yards in a short two minutes and 47 seconds, cutting the deficit to a touchdown once more at 31-24.

The Minutemen would later get the ball back with 2:18 left in the game, but the Green Wave defense sealed the victory by stopping UMass in its tracks in four plays as they turned the ball over on downs.

Score by Quarters	1	2	3	4	Total
Tulane	7	3	14	7	31
Massachusetts	14	0	0	10	24

Qtr	Time	Scoring play
1st	11:20	UMASS - Isabella, A. 12 yd pass from Ford, A. (Caggiano, M. kick), 4-59 1:12
	11:06	UMASS - Isabella, A. 12 yd pass from Ford, A. (Caggiano, M. kick), 1-12 0:14
	06:37	TLN - HILLIARD, Dontrell 11 yd run (DIROCCO, Andrew kick), 10-75 4:29
2nd	11:06	TLN - DIROCCO, Andrew 22 yd field goal, 20-85 8:32
3rd	14:08	TLN - ENCALADE, Terren 36 yd pass from CUIELLETT, Glen (DIROCCO, Andrew kick), 2-36 06:54
	06:54	TLN - THOMPSON, Lazedrick 19 yd run (DIROCCO, Andrew kick), 7-84 3:35
4th	09:37	UMASS - Laurent, L. 28 yd field goal, 8-79 3:15
	05:32	TLN - ROUNDS, Josh 10 yd run (DIROCCO, Andrew kick), 8-75 4:05
	02:45	UMASS - Lindsay, S. 2 yd run (Caggiano, M. kick), 10-58 2:47

	TLN	UMASS
<b>FIRST DOWNS</b>	27	16
<b>RUSHES-YARDS (NET)</b>	64-280	24-131
<b>PASSING YDS (NET)</b>	168	181
Passes Att-Comp-Int	21-11-0	30-16-1
<b>TOTAL OFFENSE PLAYS-YARDS</b>	85-448	54-312
Fumble Returns-Yards	0-0	0-0
Punt Returns-Yards	2-9	1-0
Kickoff Returns-Yards	2-43	4-96
Interception Returns-Yards	1-0	0-0
Punts (Number-Avg)	4-28.0	5-44.6
Fumbles-Lost	1-1	2-1
Penalties-Yards	6-50	7-65
Possession Time	40:30	19:30
Third-Down Conversions	5 of 17	4 of 12
Fourth-Down Conversions	3 of 5	0 of 1
Red-Zone Scores-Chances	4-4	4-4
Sacks By: Number-Yards	2-7	1-5

RUSHING: Tulane-HILLIARD, Dontrell 22-99; ROUNDS, Josh 16-77; CUIELLETT, Glen 12-60; THOMPSON Lazedrick 8-54; BRANTLEY, Johnathan 3-1; TEAM 3-minus 11. Massachusetts-Young, M. 10-45; Comis, R. 6-41; Isabella, A. 2-36; Ford, A. 3-4; Lindsay, S. 2-3; Robinson, J. 1-2.

PASSING: Tulane-CUIELLETT, Glen 11-20-0-168; BRANTLEY, Johnathan 0-1-0-0. Massachusetts-Ford, A. 11-19-1-109; Comis, R. 5-11-0-72.

RECEIVING: Tulane-ENCALADE, Terren 7-125; MOONEY, Darnell 3-25; JOHNSON, Chris 1-18. Massachusetts-Isabella, A. 6-94; Breneman, A. 4-39; Young, M. 2-10; Palmer, S. 1-23; Williams, J. 1-10; Robinson, J. 1-9; Lindsay, S. 1-minus 4.

INTERCEPTIONS: Tulane-FRANKLIN, Jarrod 1-0. Massachusetts-None.

FUMBLES: Tulane-GLENN, Devin 1-1. Massachusetts-Isabella, A. 1-0; Ford, A. 1-1.

### Game 6 • Memphis 24 - Tulane 14

Yulman Stadium • New Orleans

Oct. 14 • 21,098 Attendance

Tulane struggled to find its offensive rhythm on Friday night, as the visiting Memphis Tigers emerged with the 24-14 victory inside Yulman Stadium. The Green Wave boasted a 7-3 lead early in the second quarter thanks to a Kendall Ardoin touchdown reception, but the Tigers responded with 21 unanswered points, ultimately sealing the road victory.

The Green Wave (3-3, 0-2 American Athletic Conference | West) defense recorded a strong first half, holding the Tigers (5-1, 2-0 The American | West) to just three points in the opening quarter. It marked the fourth time in six games this season the Wave held its opposition to a field goal or less in the first 15 minutes.

The Wave got on the board at the 13:13 mark in the second quarter, when the Olive and Blue recorded a 10-play, 66-yard drive, capped by a 20-yard pass from Glen Cuielletto to Ardoin, as the tight end achieved his first touchdown reception of the season.

Later in the second quarter, Memphis took over on Tulane's seven yard line after a muffed punt, but the Wave defense responded my limiting the damage to a field goal to preserve the 7-6 lead.

However, Tulane's defense had one small leak in the first two quarters and it came with just 1:01 until the half, when Memphis' Riley Ferguson threw a screen pass to Darrell Henderson for 46 yards and the touchdown, resulting in a 13-7 lead at the midway point for the Tigers.

Memphis then extended its lead to 16-7 at 1:07 in the third quarter when Jake Elliott connected on a 50-yard field goal. Later, at 11:52 in the fourth quarter, Memphis' Henderson struck again, recording a 45-yard touchdown rush, and after a two-point conversion, pushed the lead to 24-7.

Tulane reached the end zone one more time, as Cuielletto earned his first career rushing touchdown with a two-yard carry, but with just 47 seconds remaining and a failed onside kick attempt one play later, the Green Wave comeback fell short.

Score by Quarters	1	2	3	4	Total
Memphis	3	10	3	8	24
Tulane	0	7	0	7	14

Qtr	Time	Scoring play
1st	08:39	MEM - ELLIOTT, Jake 37 yd field goal, 14-60 6:21
2nd	13:13	TLN - ARDOIN, Kendall 20 yd pass from CUIELLETT, Glen (DIROCCO, Andrew kick), 10:53
	10:53	MEM - ELLIOTT, Jake 21 yd field goal, 4-3 0:45
	01:01	MEM - HENDERSON, D. 46 yd pass from FERGUSON, Riley (ELLIOTT, Jake kick), 5-
3rd	01:07	MEM - ELLIOTT, Jake 50 yd field goal, 5-17 1:38
4th	11:52	MEM - HENDERSON, D. 45 yd run (CRAFT, Sam rush), 4-80 1:44
	00:47	TLN - CUIELLETT, Glen 2 yd run (DIROCCO, Andrew kick), 9-80 2:56

	MEM	TLN
<b>FIRST DOWNS</b>	16	20
<b>RUSHES-YARDS (NET)</b>	33-163	44-169
<b>PASSING YDS (NET)</b>	236	144
Passes Att-Comp-Int	34-21-1	30-11-1
<b>TOTAL OFFENSE PLAYS-YARDS</b>	67-399	74-313
Fumble Returns-Yards	0-0	0-0
Punt Returns-Yards	1-9	2-3
Kickoff Returns-Yards	2-49	3-53
Interception Returns-Yards	1-0	1-5
Punts (Number-Avg)	6-45.8	7-45.6
Fumbles-Lost	2-2	2-2
Penalties-Yards	7-79	7-62
Possession Time	27:28	32:32
Third-Down Conversions	4 of 14	4 of 16
Fourth-Down Conversions	0 of 1	2 of 3
Red-Zone Scores-Chances	2-2	2-3
Sacks By: Number-Yards	1-5	3-21

RUSHING: Memphis-DORCEUS, D. 7-81; HENDERSON, D. 9-75; POLLARD, Tony 1-11; CRAFT, Si Anthony 1-4; TAYLOR, Patrick 5-3; OGLESBY, J. 1-0; TEAM 2-minus 2; FERGUSON, Riley 5-minu Tulane-THOMPSON, Lazedrick 8-69; CUIELLETT, Glen 18-35; ROUNDS, Josh 7-33; HILLIARD, D MOONEY, Darnell 2-14; TEAM 1-minus 3.

PASSING: Memphis-FERGUSON, Riley 21-34-1-236. Tulane-CUIELLETT, Glen 11-30-1-144.

RECEIVING: Memphis-MAYHUE, Phil 4-74; HENDERSON, D. 4-67; MILLER, Anthony 4-32; POLLA WILLIAMS, John 2-8; DORCEUS, D. 1-18; MONTIEL, Daniel 1-9; OGLESBY, J. 1-4; TAYLOR, Patri Tulane-MOONEY, Darnell 4-45; ENCALADE, Terren 3-47; HILLIARD, Dontrell 1-28; ARDOIN, Keni ROUNDS, Josh 1-10; THOMPSON, Lazedrick 1-minus 6.

INTERCEPTIONS: Memphis-COOK, Jonathan 1-0. Tulane-ALLEN, Richard 1-5.

FUMBLES: Memphis-WILLIAMS, John 1-1; DORCEUS, D. 1-1. Tulane-HILLIARD, Dontrell 2-2.