Roll Wave
TULANE
33
2005
2015
TULANE UNIVERSITY
KATRINA & BEYOND
Capital One Bank
Coca-Cola zero
TULANE WOMEN'S BASKETBALL

Freshmen

Sophomores
TULANE
3
13
AMERICAN

Juniors
AMERICAN
TULANE
33

Seniors

Tulane Women's Basketball

Front Row (L-R): Shakira Harding, Tierra Jones, Chinwe Duru
Back Row (L-R): Kolby Morgan, Courtnie Latham, Meredith Schulte, Harlyn Wyatt, Ksenija Madzarevic, Tene Thompson, Taylor Emery, Caylah Cruickshank

2015-16 Tulane Roster

#	NAME	POS	HT	CL	EXP	HOMETOWN (PREVIOUS SCHOOL)
1	Shakira Harding	G	5-7	Jr.	Tr.	Houma, La. (Vanderbilt Catholic)
3	Kolby Morgan	G	5-8	So.	1L	New Orleans, La. (John Curtis Christian)
11	Leslie Vorpahl	G	5-6	Jr.	2L	San Antonio, Texas (Winston Churchill)
13	Caylah Cruickshank	G	5-9	So.	1L	Montreal, Quebec (Dawson College)
14	Taylor Emery	G	5-10	Fr.	HS	Tampa, Fla. (Freedom)
15	Tene Thompson	G	5-11	Fr.	HS	Powder Spring, Ga. (Hillgrove)
22	Meredith Schulte	G	6-0	Fr.	HS	Braselton, Ga. (Mill Creek)
25	Harlyn Wyatt	F	6-2	Fr.	HS	Atlanta, Ga. (Benjamin E. Mays)
30	Tierra Jones	G	5-9	Sr.	3L	Madison, Ala. (Bob Jones)
33	Courtnie Latham	G	5-11	Jr.	2L	Houston, Texas (Clear Springs)
34	Ksenija Madzarevic	C	6-5	Fr.	HS	Novi Sad, Serbia (Rabun Gap Nacoochee)
45	Chinwe Duru	C	6-2	Sr.	3L	Round Rock, Texas (Vista Ridge)

Coaching Staff: *Head Coach* - Lisa Stockton (Wake Forest, 1986; 22nd season); *Assistant Coaches:* Beth Dunkenberger (Randolph-Macon, 1988; 4th Season), Alan Frey (New Orleans, 1988; 10th season), Doshia Woods (Western Illinois, 2001; 6th Season).

2015-16 Schedule

NOVEMBER

5	**Loyola New Orleans (Exh)**	**TBA**
13	UALR	5:30 pm
17	Jackson State	7:00 pm
19	**@ Florida State**	**6:00 pm**
23	LSU	7:00 pm
26	vs. Rutgers	2:15 pm
27	vs. Green Bay	12:00 pm
28	vs. Virginia	12:00 pm

DECEMBER

6	**McNeese State**	**2:00 pm**
16	@ Ole Miss	6:00 pm
18	**Southern**	**5:00 pm**
20	**UNC-Greensboro**	**5:00 pm**
21	**SLU/Cleveland St**	**3:00/5:00 pm**
30	Houston*	7:00 pm

JANUARY

3	**@ Memphis***	**4:00 pm**
5	@ East Carolina*	6:00 pm
10	UCF*	4:00 pm
13	**USF***	**7:00 pm**
16	**@ Tulsa***	**1:00 pm**
20	@ SMU*	7:00 pm
23	East Carolina*	2:00 pm
26	**Temple***	**7:00 pm**

FEBRUARY

3	UConn*	7:00 pm
6	**@ Houston***	**2:00 am**
9	**@ USF***	**6:00 pm**
14	SMU*	2:00 pm
17	@ UCF*	6:00 pm
20	**Tulsa***	**1:00 pm**
23	**@ Temple***	**6:00 pm**
27	@ UConn*	12:00 pm
29	Cincinnati*	7:00 pm

MARCH

4-7	American Conf. Championship *(Uncasville, Conn.)*	TBA

NCAA Postseason

March 20-23 • NCAA 1st & 2nd Rounds	TBA
March 27-30 • NCAA Regionals	TBA
April 5 & 7 • NCAA Women's Final Four	TBA

^ Hofstra Tournament (Hempstead, N.Y.)
% Tulane/DoubleTree Classic (New Orleans, La.)
*Denotes American Athletic Conference game
Bold denotes home game
all times central and subject to change

2015-16 Quick Facts

--General--

Location	New Orleans, La.
Founded	1834
Enrollment	13,531
Nickname	Green Wave
School Colors	Olive Green and Sky Blue
Home Court	Avron B. Fogelman Arena in Devlin Fieldhouse (4,100)
Affiliation	NCAA Division I
Conference	American Athletic Conference
President	Michael A. Fitts (Harvard, 1975)
Athletic Director	Rick Dickson (Tulsa, 1976)
Ticket Office Phone	(504) 861-WAVE (9283)

--History--

First Season of Women's Basketball	1975-76
All-Time Record	643-507 (.559)
No. Years In NCAA Tournament/Last	11/2015
No. Years in WNIT/Last	6/2014
No. American Athletic Conference Season Titles/Last	N/A
No. American Athletic Conference Tournament Titles/Last	N/A

--Athletic Communications--

Women's Basketball Contact	Josh Bates
Alma Mater	Illinois, 2011
Office Phone	(504) 865-5504
Cell Phone	(504) 355-6283
E-Mail	jbates3@tulane.edu

--Women's Basketball Staff--

Head Coach	Lisa Stockton
Alma Mater	Wake Forest, 1986
Record at Tulane	438-215 (.671)/22nd Season
Career Record	501-242 (.674)/25th Season
Assistant Coach	Beth Dunkenberger (Randolph-Macon, 1988)
Assistant Coach	Alan Frey (New Orleans, 1988)
Assistant Coach	Doshia Woods (Western Illinois, 2001)
Graduate Assistants	Olivia Grayson (Tulane, 2013)
	Jasmine Brewer (Loyola New Orleans, 2014)
Director of Basketball Operations	Lindsay Werntz (IPFW, 2002)
Athletic Trainer	Jill Sparrow (Appalachian State, 2006)
Women's Basketball Office Phone	(504) 865-5672

--Team Information--

2014-15 Record	22-11 (.667)
Home	11-4 (.733)
Away	8-4 (.667)
Neutral	3-3 (.500)
2014-15 American Athletic Conf Record/Finish	11-7 (.611)/T-5th
Home	6-3 (.667)
Away	5-4 (.556)
Final Ranking	NA/RV
Lettermen Returning/Lost	6/6
Starters Returning/Lost	2/3
Newcomers	6

Media Information

The staff of the Tulane University Athletic Communications Office will be available throughout the 2014-15 women's basketball season to accommodate any media requests. Following are some guidelines that should make it easier for media members to cover the Green Wave women's basketball team. Any additional questions should be directed to Josh Bates, Assistant Director of Athletic Communications.

Press Credentials

Credentials for all Tulane games are for working media only. Spouses, dates, children or other non-workers are not permitted in the working media areas. Requests for media credentials should be made via emial or phone call to Josh Bates. Requests from the media covering visiting teams will be confirmed with that team's media relations director. Credentials can be picked up at the main ticket booth at Avron B. Fogelman Arena in Devlin Fieldhousee

Photo Credentials

Only photographers on assignment and members of the television media will be given photo credentials. Accredited photographers are allowed on the court in designated areas.

Game Services

The Tulane Athletic Communications staff will be at your service throughout the game. All media will be provided with game programs, rosters, media guides, game notes and other pertinent information. Computer-generated statistics will be available at the conclusion of each game. Information provided includes play-by-play and individual and team statistics in standard NCAA box score format.

Radio Telephone Lines

IDSN, Pots and ethernet hookup for visiting radio is made available in our radio/TV booth at the top of the arena.

Post Game Interviews

Tulane head coach Lisa Stockton and requested players will be available to the media after each game following a customary 15-minute cooling down period. The Tulane locker room will not be open to the media. Each visiting team will set its own post-game policy.

Interview Policy

All Tulane players and coaches will be available throughout the 2015-16 season for interviews with members of the news media. It is important, however, that all requests for interviews be made through the Tulane Athletic Communications Office at (504) 865-5504. This policy allows us to arrange a time that will not interfere with a student-athlete's academic schedule, which has top priority. No student-athlete's home phone number will be released to ensure the player's privacy away from the court.

Calling Coach Stockton

The best way to reach head coach Lisa Stockton is through the Athletic Communications Office at (504) 865-5504.

Tulane Website

Notes, releases, statistics and other pertinent information are available at Tulane's official athletic website – www.TulaneGreenWave.com. Updated season statistics will be available following each game. The Green Wave web page also has profiles and features on Tulane coaches and student-athletes, online ticket sales and free Tulane sports updates delivered weekly to registered e-mail accounts.

American Athletic Conference

Updated statistics, results and information on the American Athletic Conference and its member institutions are available on the conference's website at www.american.org

Social Media

Be sure to follow the women's basketball team on Twitter @GreenWaveWBB and on Facebook.com/GreenWaveBB for all recaps, photos, behind the scenes imagery and in-game updates.

History of the Green Wave

From 1893 to 1919, the athletic teams of Tulane were known as the Olive and Blue. In 1919, the Tulane Weekly, one of Tulane's many student newspapers at the time, began calling the football team the Greenbacks.

On Oct. 20, 1920, Earl Sparling, the editor of the Tulane Hullabaloo, wrote a football song which was printed in the newspaper. The song was titled "The Rolling Green Wave." Although the name was not immediately adopted, it began to receive acceptance. A month later, a report of the Tulane-Mississippi A&M game in the Hullabaloo referred to the team as the Green Wave.

By the end of the season, the Hullabaloo was using the term Green Wave to refer to all Tulane athletic teams, as were many daily papers, although as late as 1923, the name Greenbacks was still in use.

In its infancy, Tulane's mascot was depicted as a pelican riding on a surf board. The surfing pelican image lasted for more than 50 years.

The "Greenie" was adopted in 1955. It was created by John Chase, a local cartoonist who drew the covers of the Tulane football program and those of many teams throughout the South.

When Dr. Rix Yard became the athletic director in 1963, he felt Tulane needed a more virile symbol for its teams. Working with Eldon Endacott, the manager of the Tulane bookstore, he arranged for a new mascot to be created. Several sketches were submitted by Art Evans, art director for Angelus-Pacific, Co., in Fullerton, Calif.

The angry-looking wave was adopted in 1964, and the block "T" with waves became the Tulane athletics logo in 1986.

Tulane unveiled a new family of marks in August 1998. The new logos featured the return of the pelican to the Green Wave look, along with the use of a "T" with a modern "wave" as a primary logo mark. A new pelican mascot was introduced and given the name Riptide by a vote of Tulane students.

Getting To Avron B. Fogleman Arena in Devin Fieldhouse

FROM THE WEST *(Airport, Metairie, Kenner, Baton Rouge)*: Exit Interstate 10 East at the Airline/Tulane/Carrollton exit and follow signs to South Carrollton Avenue. Remain on Carrollton five traffic signals to South Claiborne Avenue and continue past Claiborne to the first u-turn. Make the u-turn and turn right on Claiborne. Remain on Claiborne one traffic signal to Broadway Street and turn right. Remain on Broadway two signals to Freret Street and turn left. Once getting into the campus area, Avron B. Fogelman Arena in Devlin Fieldhouse is the third building on the left.

FROM THE EAST *(Downtown, French Quarter, Slidell)*: Exit Interstate 10 West at US 90/ South Claiborne Avenue (which exits left off the interstate). Remain on Claiborne seven traffic signals to Nashville Avenue and turn left. Stay on Nashville one traffic signal to Freret Street and turn right. Avron B. Fogelman Arena in Devlin Fieldhouse is on the right and the first building past the third traffic signal.

MEDIA PARKING is located at the Loyola University parking garage (next to the Tulane campus on the south side of Freret), free of charge.

TulaneGreenWave.com Info

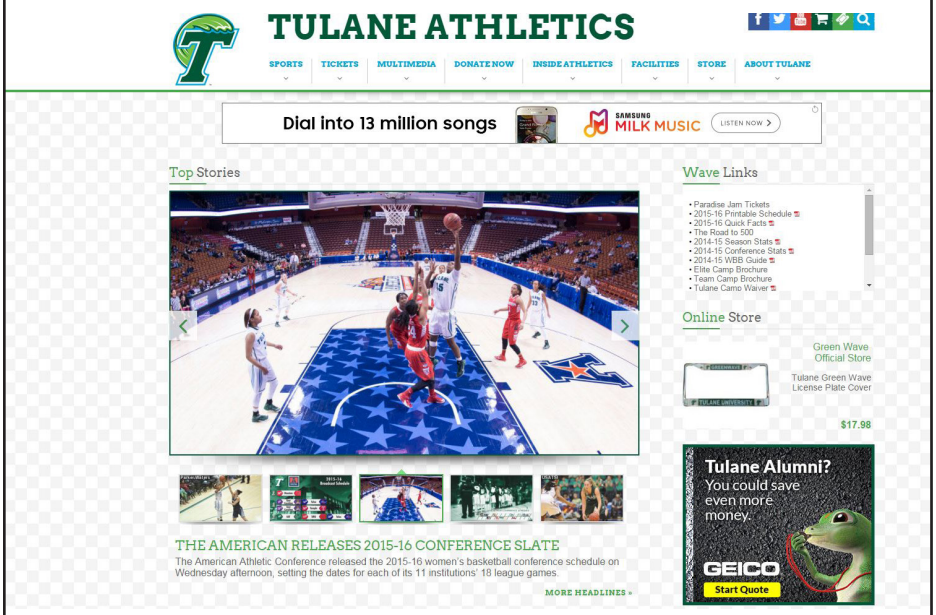

The Tulane University Athletics website,TulaneGreenWave.com, features breaking news, results, student-athlete and coaches bios, photos and more through Tulane's partnership wtih CBS College Sports Online.

Green Wave All-Access is a subscription service which offers live audio and video of all Tulane home contests and select away ballgames. Green Wave All-Access also gives its subscribers video from Tulane's baseball, football, as well as men's and women's basketball games, in addition to live audio broadcasts of all football, men's and women's basketball and baseball games.

GameTracker offers a free look at live stats for all Tulane sporting events as they happen. Updated in real time, GameTracker uses flash animation to give the viewer play-by-play updates of the match, as well as in-game and season statistics.

Mailing & Overnight Address
Tulane University
Athletic Media Relations
James W. Wilson, Jr. Center
Ben Weiner Drive
New Orleans, LA 70118

Tulane Athletic Communications Office

Josh Bates
Assistant Director

Office: (504) 865-5504
Cell: (504) 355-6283

E-Mail
jbates3@tulane.edu

Sport Assignments
WBB, WTN, MTN

Roger Dunaway
Assistant Athletics Director

Office: (504) 862-8240
Cell: (504) 452-2906

E-Mail
roger@tulane.edu

Sport Assignments
FB, WGOLF

Rachel Perreault
Associate Director

Office: (504) 314-7219
Cell: (504) 390-6772

E-Mail
rperreau@tulane.edu

Sport Assignments
MBB, S&D

Richie Weaver
Assistant Director

Office: (504) 314-7232
Cell: (504) 352-5802

E-Mail
rweaver@tulane.edu

Sport Assignments
CC, T&F, VB

Curtis Akey
Assistant Director

Office: (504) 314-7271
Cell: (504) 495-4073

E-Mail
cakey@tulane.edu

Sport Assignments
BSB, Secondary FB, Bowl

Composite Schedule

2015-16 American Athletic Conference Composite Schedule

November

13	8:00	Jacksonville State at MEMPHIS
	6:00	Jacksonville at USF
	7:00	Florida at TEMPLE
	8:00	**UALR at TULANE**
	8:00	Kansas State at TULSA
	3:30	EAST CAROLINA vs UT-Rio Grande Valley
	7:00	HOUSTON at College of Charleston
14	TBA	St. Francis (PA) at CINCINNATI
	2:00	UCF at Nebraska-Omaha
	8:00	EAST CAROLINA vs Texas A&M Corpus Christi
15	3:00	Eastern Illinois at MEMPHIS
	2:00	Drexel/Dartmouth at USF
	6:00	Northwestern State at SMU
16	5:30	UCONN at Ohio State
17	**8:00**	**Jackson State at TULANE**
	7:00	Florida International at UCF
	7:00	Alcorn State at EAST CAROLINA
	8:00	TULSA at Saint Louis
18	7:00	Northern Kentucky at CINCINNATI
	8:00	TCU at SMU
		TEMPLE at La Salle
19	8:00	Long Beach State at HOUSTON
	8:00	MEMPHIS at Kansas
	TBD	USF at TBD
	7:00	**TULANE at Florida State**
20	7:00	FAMU at UCF
	11:30	Presbyterian at EAST CAROLINA
	8:00	Oral Roberts at TULSA
21	2:00	Bowling Green at CINCINNATI
	TBA	Arizona State at SMU
22	3:00	Louisiana Lafayette at HOUSTON
	2:00	EAST CAROLINA at Delaware
	3:00	Georgetown at MEMPHIS
	2:00	TEMPLE at Rutgers
23	**7:00**	**LSU at TULANE**
	7:00	Kansas State at UCONN
	8:00	TULSA at Arkansas
24	7:00	UCF at South Alabama
	5:00	TEMPLE at Quinnipiac
25	7:00	Butler at USF
26	2:00	CINCINNATI vs Baylor
	8:30	EAST CAROLINA vs Creighton
	2:30	HOUSTON vs George Washington
	3:15	**TULANE vs Rutgers**
27	6:30	Cal State- Fullerton at SMU
	5:45	CINCINNATI vs Mich State
	6:00	EAST CAROLINA vs Eastern Washington
	Noon	HOUSTON vs Wright State
	6:15	MEMPHIS at Arkansas-Little Rock
	1:00	**TULANE vs Green Bay**
28	2:30	Buffalo at UCF
	1:00	Nebraska at UCONN
	6:00	Kansas/Northern Illinois at SMU
	8:30	EAST CAROLINA vs Northwestern
	3:00	HOUSTON vs Iowa
	1:00	**TULANE vs Virginia**
	5:30	TULSA vs Drake
29	2:30	Butler/Clemson at UCF
	3:00	Southern Illinois at MEMPHIS
	2:00	St. Joseph's at TEMPLE
	1:00	USF at St. John's
	3/5:30	TULSA vs UNLV/George Mason
30	6:30	UCONN at UT-Chattanooga

December

1	8:00	SMU at North Texas
2	8:00	Saint Louis at MEMPHIS
	5:00	Villanova at TEMPLE
	8:00	Grambling State at TULSA
	7:00	CINCINNATI at Detroit
	5:30	UCF at Stetson
	7:30	UCONN at DePaul
3	7:00	Harvard at USF
5	5:00	HOUSTON at Rice
	5:15	Notre Dame at UCONN
	6:00	New Mexico at SMU
	2:00	UCF at Akron
	1:00	EAST CAROLINA at Auburn
6	1:00	Ohio State at CINCINNATI
	2:00	George Washington at MEMPHIS
	3:00	Penn State at USF
	3:00	**McNeese at TULANE**
	2:00	Indiana State at TULSA
	2:00	TEMPLE at Florida State
7	7:00	HOUSTON at Incarnate Word
	Noon	SMU at Texas A&M
9	5:30	Sacred Heartat TEMPLE
	8:00	Oklahoma at TULSA
	7:00	UCONN at Colgate
11	6:00	UCONN vs Florida State
12	3:00	UNLV at HOUSTON
	3:00	MEMPHIS at Minnesota
	2:00	TEMPLE at Fordham
13	2:00	St. John's at UCF
	Noon	Chattanooga at USF
	5:00	CINCINNATI at Xavier
	3:00	TULSA at Arkansas Little Rock
15	Noon	MEMPHIS at Central Michigan
	7:00	USF at Northern Colorado
16	**7:00**	**TULANE at Mississippi**
17	8:00	HOUSTON at Corpus Christi
18	2:00	EAST CAROLINA vs Chattanooga
	6:00	**Southern at TULANE**
	7:00	Tenn Martin at CINCINNATI
19	3:00	Illinois at MEMPHIS
	Noon	EAST CAROLINA vs Ohio
	1:15	SMU vs Arizona
	Noon	Delaware State at Temple
20	2:00	Texas-Pan American at HOUSTON
	2:00	Eastern Illinois at CINCINNATI
	6:00	**UNC Greensboro at TULANE**
	1:00	EAST CAROLINA at Soutth Carolina
	3:30	SMU vs Gardner Webb
	2:00	TULSA at Northern Iowa
	2:00	Oklahoma State at USF
21	7:00	LSU at UCONN
	4 or 6	**Cleveland St/SLU at TULANE**
	1:15	SMU vs Mississippi
22	1:00	Oklahoma State at UCF
23	1:00	CINCINNATI at Georgia
28	8:30	UCONN vs Maryland
30	7:00	UCONN at CINCINNATI
	7:00	MEMPHIS at TEMPLE
	8:00	**HOUSTON at TULANE**
	8:00	EAST CAROLINA at TULSA
	7:00	UCF vs Florida
	4:30	USF vs Mississippi State

Janurary

2	2:00	CINCINNATI at UCF
	1:00	USF at EAST CAROLINA
	3:00	TEMPLE at HOUSTON
	3:00	SMU at TULSA
3	**5:00**	**TULANE at MEMPHIS**
5	**7:00**	**TULANE at EAST CAROLINA**
	6:00	HOUSTON at MEMPHIS
	7:00	UCF at USF
	8:00	TEMPLE at SMU
6	7:00	TULSA at UCONN
7	7:00	EAST CAROLINA at UCF
	7:00	MEMPHIS at CINCINNATI
	7:00	SMU at USF
8	5:00	TULSA at TEMPLE
	9:00	UCONN at HOUSTON
10	**5:00**	**UCF at TULANE**
	3:00	SMU at HOUSTON
	2:00	TULSA at MEMPHIS
	5:00	UCONN at USF
	2:00	CINCINNATI at TEMPLE
13	6:00	UCONN at MEMPHIS
	7:00	TEMPLE at UCF
	8:00	**USF at TULANE**
	8:00	CINCINNATI at TULSA

2015-16 American Athletic Conference Composite Schedule

14	7:00	HOUSTON at EAST CAROLINA
16	2:00	UCF at CINCINNATI
	6:00	TEMPLE at UCONN
	3:00	MEMPHIS at SMU
	2:00	**TULANE at TULSA**
17	2:00	EAST CAROLINA at USF
20	7:00	UCF at UCONN
	8:00	**TULANE at SMU**
	7:00	CINCINNATI at EAST CAROLINA
	8:00	TULSA at HOUSTON
	8:00	USF at MEMPHIS
21	7:00	Pennsylvania at TEMPLE
23	3:00	UCONN at SMU
	2:00	HOUSTON at TEMPLE
	3:00	**EAST CAROLINA at TULANE**
	3:00	MEMPHIS at TULSA
24	2:00	USF at UCF
26	**8:00**	**TEMPLE at TULANE**
27	7:00	SMU at CINCINNATI
	8:00	UCF at MEMPHIS
	7:00	HOUSTON at USF
	8:00	UCONN at TULSA
30	1:00	TULSA at UCF
	2:00	HOUSTON at CINCINNATI
	Noon	MEMPHIS at UCONN
	2:30	TEMPLE at EAST CAROLINA
31	2:00	USF at SMU

February

3	7:00	TULSA at EAST CAROLINA
	8:00	UCF at HOUSTON
	7:00	CINCINNATI at USF
	Noon	SMU at TEMPLE
	8:00	**UCONN at TULANE**
6	1:00	EAST CAROLINA at UCONN
	3:00	**TULANE at HOUSTON**
	3:00	CINCINNATI at MEMPHIS
	3:00	UCF at SMU
	2:00	USF at TEMPLE
8	7:00	UCONN at South Carolina
9	8:00	EAST CAROLINA at SMU
	7:00	TEMPLE at CINCINNATI
	7:00	**TULANE at USF**
10	8:00	HOUSTON at TULSA
	7:00	MEMPHIS at UCF
12	7:00	USF at CINCINNATI
13	5:00	MEMPHIS at EAST CAROLINA
	3:00	UCF at TULSA
14	**3:00**	**SMU at TULANE**
	Noon	UCONN at TEMPLE
15	9:00	USF at Louisville
17	**7:00**	**TULANE at UCF**
	7:00	CINCINNATI at UCONN
	8:00	EAST CAROLINA at HOUSTON
	8:00	TULSA at SMU
18	8:00	TEMPLE at MEMPHIS
20	3:00	SMU at UCF
	8:00	UCONN at EAST CAROLINA
	2:00	CINCINNATI at HOUSTON
	2:00	**TULSA at TULANE**
21	Noon	MEMPHIS at USF
23	7:00	HOUSTON at UCF
	7:00	**TULANE at TEMPLE**
24	7:00	EAST CAROLINA at CINCINNATI
	7:00	SMU at UCONN
	8:00	USF at TULSA
27	1:00	TULSA at CINCINNATI
	1:00	**TULANE at UCONN**
	3:00	EAST CAROLINA at MEMPHIS
	2:00	TEMPLE at USF
	3:00	HOUSTON at SMU
29	7:00	USF at UCONN
	7:00	SMU at EAST CAROLINA
	8:00	MEMPHIS at HOUSTON
	7:00	UCF at TEMPLE
	8:00	**CINCINNATI at TULANE**

*** All times listed are listed in Eastern time

Season Outlook

The 2015-16 Tulane Green Wave return after a successful first year in the American Athletic Conference. The Olive and Blue finished 22-11 overall, 11-7 in the conference, reached the semis of the American Conference Championships, received their first NCAA Tournament at-large bid since 2003, thus booking their 11th overall ticket to the Big Dance.

Leslie Vorpahl

"For us, it was an exciting year in The American because we felt like it was a national conference that you could definitely get that recognition," head coach Lisa Stockton said. "It ended up being a perfect situation. We made a tough non-conference schedule, played in a tough conference and then got an at-large bid, which is certainly what you want. Having our team play a level like UConn has certainly opened their eyes to what's out there and what a great future we can have."

Coaching familiarity still reigns supreme at Tulane, as head coach Lisa Stockton returns for her 22nd season. Stockton achieved quite the milestone at the end of last year's season, crossing over the 500-career win plateau, currently sitting with a 501-242 record, which ranks 29th amongst all active NCAA Division-I coaches. Stockton also brings back all of her assistant coaches, as the unit has now been together for over four years.

The Wave lost a senior quartet of Jamie Kaplan, Danielle Blagg, Tiffany Dale and Adesuwa Ebomwonyi, who contributed 89 wins over their four-year careers, compiling 46.1 percent of the team's scoring. To fill the void, the Tulane staff have brought in six newcomers, featuring five freshmen. It marks the first time the Green Wave have had five freshmen since the 2010 season, which also happened to be an NCAA Tournament year.

Kolby Morgan

Debuting for the Green Wave this year will be freshmen Ksenija Madzarevic (Novi Sad, Serbia), Harlyn Wyatt (Atlanta, Ga.), Taylor Emery (Tampa, Fla.), Tene Thompson (Powder Springs, Ga.), Meredith Schulte (Braselton, Ga.) and junior college transfer Shakira Harding (Houma, La.).

"We have six new players, with five of them being freshmen, and it's always an adjustment when you have new players in the program," Stockton stated. "The nice thing about our new people is that they are very talented. Although the system is new and there's a lot of challenges for them to adjust, I think they've done a great job of being able to come in and contribute. Just in the first couple of weeks of practice, I've seen an increase in intensity and they understand the system more. You can also see more confidence developing. When you have this mixture with the new and the old, you expect them to get better and this is one we can build momentum as we go, especially once we get into conference play."

What's also unique about this year's roster dynamic is that the six newcomers equal the number of returners in two sophomores (Kolby Morgan & Caylah Cruickshank), two juniors (Courtnie Latham & Leslie Vorpahl) and two seniors (Chinwe Duru and Tierra Jones). Said returners helped Tulane achieve its sixth straight 20+ win season, sixth straight trip to the postseason, its ninth straight winning season, and a defense that ranked in the top-25 for over three-fourths of the season, holding eight opponents to 50 points or less.

"I think that's what's so special in my years at Tulane is that we have senior classes that really contribute and then have classes beneath them that are ready to step into their footsteps," Stockton explained. That's what our group has done. Our returners have done a tremendous job all summer, sticking around campus to work out and to take all the freshmen under their wing and trying to show them the way. Our returners are excited to take a new role and that baton and lead this team. You look at what we are returning and there's a lot of quality players there."

A new offensive system is expected as well in the 2015-16 season. With eight guards on a roster of 12 players, Tulane will look to deploy four-guard sets more often, a scheme that was statistically validated from last year's squad.

"Definitely, but a lot of times there isn't much difference between a guard and a post. I mean, some of our freshmen guards are bigger than Tierra Jones, who started at the four last year. We're going to mix it in and have different kinds of lineups and a different system to integrate a lot of this guard play in. I will say that some of our guards are great rebounders. One of Kolby Morgan's greatest improvements was her rebounding. I look back in 2010, when we made the NCAA Tournament, we played with a four guard lineup and it was pretty exciting."

<u>The Point Guards</u>

When assessing the point guard position, look no further than junior Leslie Vorpahl, who has played in 61 total games with 19 starts. Last season, Vorpahl averaged 7.4 points, 2.4 assists, and 1.4 steals, which all finished in the top-3 on the team. Vorpahl surged in conference play, ranking in the top-15 amongst all American players in assists, steals, three-point percentage and three pointers per game. Vorpahl also shined in true road games, where she averaged 8.9 points and shot over 50 percent from both the field (51.7 percent) and beyond the arc (17-33).

Harding will also see time at the point, transferring in from Hutchinson Community College where her sophomore class was just the third group

in school history to reach 70 wins in their first two seasons, compiling a 71-2 record, with both losses occurring in the NJCAA Division-I National Championship game. As a sophomore, Harding averaged 7.4 points, 2.5 rebounds and 2.6 assists while shooting 45.7 percent from the field.

Another option for the Wave is Caylah Cruickshank who played in 19 games in her debut season. The sophomore averaged 5.9 minutes setting a career high of six points, when she went on an individual 6-0 run vs Houston in the first round of the conference tournament.

"A lot of our positions are mixed but the point guard is not. Leslie Vorpahl has been in the starting lineup over her first two years in different positions. Last spring I handed her a green baton and said it's your time. Her game has improved and she's worked hard over the summer on her outside shooting. She's someone we're very confident at point. Shakira Harding has come in as a true point guard, transferring from junior college. We also have some other players that can go in and play that position when you look at both Caylah Cruickshank and Courtnie Latham, whose ball handling has really improved. There might be some changing with who plays that position, but I think we have some options."

Chinwe Duru

The Shooting Guards

When looking at the rest of the guards, one must first start with sophomore standout Kolby Morgan, who started in all 33 games except the first two, averaging 28.5 minutes per game. Morgan ranked second amongst all freshmen in The American in scoring and 12th overall, with 12.2 points per game. Morgan was also the first Tulane freshman to be selected to an all-conference team, earning third team honors, in addition to becoming the ninth Green Wave ever to be selected for the All-Freshmen Team. Morgan led the team in scoring in 12 games and tallied a career high of 25 points vs. Western Kentucky. Lastly, the New Orleans native was very active off the ball, as she ranked second in the conference with 2.1 steals and ranked second on team with 4.5 rebounds.

Shooting guard Courtnie Latham, who could also see time at the point, played in all 33 games, starting in the final four of the year. Latham posted the strongest finish on the team, recording double-digit points in seven of the last 13 games. In fact, over the conference tournament, Latham averaged 13.3 points on 42.9 percent shooting, including a career best 15 points vs USF in the semis. Latham also led the team with a 77.8 shooting percentage from the free-throw line.

Up next is the freshmen trio of Taylor Emery, Meredith Schulte and Tene Thompson. Emery's 69.0 percent career shooting at Freedom High resulted in 2,689 career points. Emery emerged any further in her senior campaign, racking up 1,059 points, which was a new state record in Florida for high school girls' basketball. In addition, her 36.5 scoring average ranked second in the entire nation, earning her All-American status with Parade Magazine.

Schulte finished third in Mill Creek High School history with 1,172 career points, along with becoming the first player in school history to achieve a triple-double. Schulte was ranked the 16th best wing by ESPN and was named the 2015 Region 7A Player of the Year. Meanwhile, Tene Thompson lettered four years in basketball at Hillgrove High, where she led her squad to four straight playoff appearances, including a run to the 2012 6A state basketball championship game. Thompson was a 2015-All State honorable mention and a 2015 Naismith committee All-Metro honorable mention. Finally, Thompson also lettered four years in track where she was the 2015 High Jump State Champion.

"This is one of those teams where we'll see that there's a point guard and a post and then everyone in between," Stockton said. "I think the exciting thing is that we have some players, who can score. One of Courtnie Latham's greatest improvements is that she's looking to score more. I can't say enough about Kolby Morgan. Last year she led us in scoring as a freshman. She has really improved her game and a lot is going to depend on her. You look at our Parade All-American, Taylor Emery, who has that scorer's mentality. You also have some versatility, whether it's a three or a two, with Meredith Schulte or Tene Thompson. Those players can come in and play different positions which is exciting."

The Posts

Chinwe Duru started in 14 games of 32 played, averaging 20.0 minutes. Duru recorded 10 games with double-digit points, averaging 6.6 over the season, and shot an impressive 51.0 percent from the field in conference play. Duru finished the season strong, making 15 of her last 30 shots for a combined 33 points in the last five games. The Texas native also ranked first on the team and seventh in the conference with 1.2 blocks per game.

Tierra Jones started in 22 of 30 total games played, where she averaged 4.1 points on a team best 53.3 percent shooting. Jones captured a career best 16 points at McNeese State, shooting a perfect 8-for-8 from the floor. Jones tied her career high of 10 rebounds at UALR and scored 12 points vs UNI, marking her fourth career game in double figures.

Harlyn Wyatt led Benjamin E. Mays High to a 27-3 record and first championship game since 2003. Wyatt, a 5A First Team All-State honoree, was a two-time All-Region 5A selection and a 2015 Naismith Award winner. Ranked the No. 2 post in Georgia, Wyatt averaged 16 points and eight rebounds as a senior. Finally, Ksenija Madzarevic attended Rabun Gap Nacoochee in Georgia where she averaged 6.1 points, 3.7 rebound, 1.7 assists and 2.8 blocks per game. The freshman was ranked the 49th best post in the country by ESPN after leading her squad to a 2015 State championship runner-up finish.

"Chinwe Duru had a great season last year, starting for us a majority of the year. Duru has worked really hard all summer on her game," Stockton said. "She's really enjoying being a senior and being that leader out there. Harlyn Wyatt has pleasantly been one of the biggest surprises of the year. She is mentally tough and that's probably the best way to describe her. She's going to be a player that really plays for us. She's physical, she can rebound, she picks up plays very easily, and you're going to see her on the floor quite a bit. Ksenija has been injured in the preseason, but we have never had a player with her size and her length. It's going to be fun when we get her fulltime on the floor to really see how she can change our defense and the things we can do with her size. She's also a player I think will continue to get better through her years here. Tierra Jones is one that has improved her ball handing and her ability to face the basket and drive. Anyone that has seen her over the past couple of years knows she is so vital to our defense, but she's also this year looking to take the ball to the basket and get to the free-throw line. We're looking to take advantage of the new rules. You're going to have two free throws every time you go to the line. Our players are trying to get more aggressive because of that."

Courtnie Latham

The Schedule

Green Wave fans will receive 15 chances this season to catch Tulane at home at Avron B. Fogelman Arena in Devlin Fieldhouse, starting with the season opener vs. Arkansas-Little Rock on Nov. 13 at 5:30 p.m. UALR starts a very tough stretch in which Tulane plays five NCAA Tournament teams from last year in a six-game span.

"We talked about it in our first meeting and over the summer," Stockton added. "When dealing with a young team you plan on them playing better later in the season, so I really hung it on our veterans that the early portion of the season has to be theirs. If the freshmen come in and contribute, that's great, but right now in this first part of the season, our upperclassmen really have to show them the way. There's no way that this many young people can know the level they have to play, especially when you look at a Florida State or a LSU. It is a challenging schedule but we learned last year that if we want to go the Dance, we have to play it and hopefully we'll be ready to go right away."

The non-conference portion of the schedule will also feature two tournaments, with Tulane heading to St. Thomas in the Virgin Islands for the Paradise Jam, where they'll play Rutgers, Green Bay and Virginia. Furthermore, the Wave will also host its 20-year holiday tradition in the Tulane Classic presented by Embassy Suites, Dec. 20-21.

Year two in the American Athletic Conference will kick-off at home as well, when the Wave welcome Houston on Dec. 30 at 7 p.m. This season's conference schedule is very similar to last year, where the squad will compete in 18 games, with only playing Memphis and Cincinnati once, but in opposite venues from last year. In addition, the American Athletic Conference Championships return to the Mohegan Sun Arena in Uncasville, Conn., scheduled for March 4-7.

Some highlights from the home slate includes a rematch of the conference tournament semifinal vs. USF on Jan. 13, and the three-time defending national champion UConn on Feb. 3.

"I think it's nice to know our opponents," Stocked explained. "Last year going into The American we obviously knew some of them but didn't know them all. It's nice to really know that you've played against Temple, you've played against UConn or South Florida, and to have that little knowledge going into the conference season and know what you have to do to be successful. Our players, after being in the league with UConn one year, know that they have a tremendous intensity with how they play. There's no reason we can't play like that and play with that intensity. I do think we have elevated our game by playing in the league and I think it will show as we go into this year."

With the 2015-16 team ready to roll, Coach Stockton had one last thing to say about her Green Wave:

"This year's team is very fun loving and I enjoy that because as you go into this really tough part of the year, they're embracing it. There's a great chemistry considering you have so many new and old players. I think we are going to be very versatile with different players stepping up. The players that have played more roles in the past are going to step up and show what they have, especially in this early part of the season. It's going to be fun. I've really enjoyed the summer and fall with them. They've probably worked harder than any team I've had in the last five years so I'm hoping that will really show when we step onto the court."

Tierra Jones

LISA STOCKTON

HEAD COACH • 22ND SEASON

GREENSBORO, N.C. • WAKE FOREST, 1986

RECORD AT TULANE: 438-215 OVERALL (.671) • 199-123 IN CONFERENCE PLAY (.618)

CAREER RECORD: 501-242 OVERALL (.674) • 226-132 IN CONFERENCE PLAY (.631)

As with most coaches in the realm of college basketball, hoops have been a big part of Lisa Stockton's life. Unlike most, however, Stockton's life can be traced to its origin through interaction on the hardwood.

Stockton's parents, Richard and Betty, met while playing for the Chatham Textile League in Elkin, N.C. A native of Greensboro, N.C., Stockton grew up with the legend of basketball along Tobacco Road. She lived in the heart of ACC country where several conference tournaments were held and was actually on hand the night North Carolina State defeated UCLA in the NCAA Final Four on March 23, 1974.

With a background as ingrained in basketball as the hardwood she strolls several times during the season, Stockton enters her 22nd season at the helm of the Tulane women's basketball program, where she is fresh off of achieving her 500th career win. In fact, Stockton became the 32nd active Division-I women's basketball coach to reach the prestigious 500-win club and now ranks 29th. Furthermore, Stockton and the Green Wave are coming off of a successful debut year in the American Athletic Conference, which culminated in the program's 11th trip to the NCAA Tournament.

"Ever since I can remember, I've always wanted to be a basketball coach," Stockton said. "Growing up in North Carolina with its rich tradition of college basketball, I remember going to games and really enjoying being a part of the whole experience. I was fortunate enough to earn an athletic scholarship and that just solidified my decision on the direction I wanted my professional career to go.

"It took a few steps before I got to Tulane, but since I've been here, I've truly found a home. Tulane has everything you look for in a college experience - great academics, a successful tradition of women's basketball and a city with a unique culture and history. Each season that I've been at Tulane has truly been special."

Stockton's career record of 501-242 as a collegiate head coach is good for a 67.4 winning percentage and she is 438-215 during her time at Tulane, including a 199-123 mark in conference play. With 438 wins at Tulane, Stockton has more than twice as many wins as each of the previous Green Wave coaches earned in 19 combined years.

Along the way, Stockton has led the Green Wave to the postseason 16 times (11 NCAAs, 5 WNITs) and claimed conference Coach of the Year honors three times (Metro in 1995, C-USA in 2007 and 2010). In addition, Tulane has won four C-USA regular-season championships (1996-97, 1998-99, 2006-07, 2009-10) and the tournament title on five occasions (1997, 1999, 2000, 2001, 2010).

Stockton is one of four active coaches to take a Top 60 academic institution as listed in U.S. and World Report to at least 11 NCAA Tournaments - joining Tara Vanderveer of Stanford, Muffet McGraw of Notre Dame and Sylvia Hatchell of North Carolina. In addition, 18 of her players have become members of Tulane's 1,000-Point Club.

Taking the reins of a program that had never been to the NCAA Tournament and whose only postseason appearance came via the WNIT the year prior to her arrival, Stockton made her presence at Tulane felt right away. Her 1994-95 club went 19-10 overall and 9-3 in the now-defunct Metro Conference. The Green Wave's league record was good for second-place in the final Metro standings - a high-water mark for the program - and Stockton's team earned an at-large bid to the NCAAs.

Tulane's trip to "The Big Dance" was the first of nine consecutive NCAA bids for Stockton-coached teams and the first of nine straight winning seasons. A year later, a 21-10 record in 1995-96 was the first of what has now become 14 20-plus win seasons with the Green Wave - including a school-record 27 wins in 1996-97 and again in 1999-2000.

While the postseason streak was snapped in 2004, Stockton reloaded her team for success with the addition of four freshmen to an already young-but-talented squad that did not feature a senior on the active roster for the 2005-06 season. As the Tulane student-body began the move-in process for the school year, however, the Tulane community, the New Orleans area and the Gulf Coast region was rocked to its core as Hurricane Katrina made landfall on Aug. 29, 2005, and the subsequent floodwaters consumed the area.

Relocated to Lubbock, Texas, and the campus of Texas Tech University for the semester, Stockton's leadership and ability to keep her student-athletes focused on the task at hand, the Green Wave finished what has become known as the "Katrina Season" 15-12 and sparked a run of nine-straight winning seasons that remains alive entering the upcoming 2015-16 campaign.

The following year, Stockton's troops went 26-7, won the C-USA regular-season title with a 13-3 league mark and returned to the postseason for the first time since 2003 as Tulane advanced to the second round of the 2007 WNIT. Three years later, the Green Wave won another C-USA regular-season crown with a 12-4 conference record, finished the year 26-7 overall and returned to the NCAA Tournament. In each of the next two seasons, Stockton guided the Green Wave to a 23-11 overall record, advanced to the C-USA Championship games and a trip to the second round of the 2011 and 2012 WNIT. In 2013, the Green Wave finished 24-9 and accomplished a program first when they advanced to the round of 16 in the WNIT.

In 2014, Stockon's 397 total victories while in the league was a C-USA best. At the conclusion of the season, Director of Athletics Rick Dickson signed Stockton to a contract extension through the 2018-19 campaign.

The 2014-15 season issued in a new era for Stockton and the Green Wave, competing in the American Athletic Conference for the first time. Tulane responded with its sixth straight 20+ win season with a 22-11 overall record, a run to the semifinals in the conference tournament, and ended the program's five year NCAA Tournament drought, traveling to Durham for a first round match-up vs. Mississippi State.

While team success has been the ultimate goal of Stockton and the Green Wave since the 1994-95 season, individual recognition has been a mainstay at Tulane during that time as well. In 21 years under its current head coach, Tulane has seen 23 student-athletes earn all-conference honors 35 times (nine first-team, 14 second-team and 12 third-team), 10 receive All-Freshman recognition, and four claim a spot on the All-Defensive Team.

In addition, Stockton's players have earned conference Defensive Player of the Year (Janell Burse/C-USA/1999,2000,2001), Sixth Player of the

Year (Burse/C-USA/1999, Grace Daley/C-USA/1997, Teana McKiver/C-USA/2001) and Freshman of the Year (Barbara Farris/Metro/1995, Daley/C-USA/1997, Danielle Blagg/C-USA/2012) on three occasions each, as well as Player of the Year (Burses/C-USA/2000) and Newcomer of the Year (Indira Kaljo/C-USA/2009) once apiece. At the 10th anniversary of Conference USA in 2005, Burse and Daley were named to C-USA Team of the Decade, making Tulane one of two schools to have multiple players on the prestigious list.

Tulane student-athletes have also garnered national honors under Stockton's watch as well as Farris (1987), Daley (1998-2000), Burse (2000-01), McKiver (2002-03) and Jamie Kaplan (2013-14) all earned All-America recognition. Ashley Langford was a Freshman All-American in 2006 and Chassity Brown was named to the WBCA All-Region IV Team in 2010. In addition, four of Stockton's former student-athletes - Burse, Daley, Farris, and McKiver - have been elected into the Tulane Athletics Hall of Fame.

For some of Stockton's prized pupils, success on the court did not end once their collegiate eligibility expired. Five former Green Wave standouts have gone on to play in the WNBA - including Farris and Burse who won WNBA Championships with the Detroit Shock in 2003 and Seattle Storm in 2004, respectively - and many more have enjoyed pro playing careers overseas.

But what Stockton may be most proud of is her student-athletes' collective accomplishments in the classroom as every four-year player has completed their degrees under her watch.

Forty-three women's basketball players have earned C-USA Commissioner's Honor Roll recognition 93 times for holding GPAs of 3.2 or higher since the 1995-96 season. Six student-athletes - Brooke Blankenship (10-11, 11-12, 13-14), Kiki Cizmar (96-97), Jamie Kaplan (12-13, 13-14), Courtnie Latham (2013-14), Gwen Slaughter (02-03), Britt Themann (99-00, 00-01, 01-02, 02-03), Christy Thomaskutty (95-96) and Leslie Vorpahl (2013-14) - claimed C-USA Commissioner's Academic Medal honors for maintaining at least a 3.75 GPA. Ashley Langford (08-09) and Jami Montagnino (06-07) were named C-USA Scholar Athletes, and Themann earned a C-USA Postgraduate Scholarship in 2003. Furthermore, in her

The Stockton File

PERSONAL

Born ..... April 1, 1964
Hometown ..... Greensboro, N.C.
High School ..... Western Guilford, 1982
Bachelor's Degree ..... Wake Forest, 1986
Master's Degree ..... North Carolina, 1987

PLAYING EXPERIENCE

Western Guilford 1978-82
Wake Forest 1982-86

COACHING EXPERIENCE

North Carolina, Graduate Assistant 1986-87
Greensboro College, Head Coach 1987-90
Georgia Tech, Assistant Coach 1990-94
Tulane University Head Coach 1994-Present

CAREER HIGHLIGHTS AT TULANE

- 32nd active D-I women's head coach to reach 500 career wins
- 11 trips to the NCAA Tournament
- Five WNIT appearances
- 14 20-win seasons
- Four Conference USA regular-season titles
- Five Conference USA Tournament Championships
- Seven All-Americans
- Three Conference Coach of the Year awards
- One Conference USA Player of the Year
- Three Conference USA Defensive Players of the Year
- Nine All-Freshmen Team selections
- Three Conference Freshmen of the Year
- 35 All-Conference honorees
- 18 career 1,000-point scorers
- Four Tulane Hall of Famers
- Five future WNBA Players
- One Senior CLASS Award Finalist
- One American Scholar Athlete of the Year

Lisa Stockton's Career Coaching Record

As A Head Coach

Year	School	Overall	Pct	Conf/Finish	Pct	Postseason
1987-88	Greensboro	20-7	.741	10-4/T2nd DIAC	.714	----------
1988-89	Greensboro	25-12	.676	9-3/T2nd DIAC	.667	----------
1989-90	Greensboro	18-8	.692	8-2/T1st DIAC	.800	----------
1994-95	Tulane	19-10	.655	9-3/2nd Metro	.750	NCAA (1st Round)
1995-96	Tulane	21-10	.677	9-5/T2nd C-USA Red	.643	NCAA (1st Round)
1996-97	Tulane	27-5	.844	12-2/1st C-USA Red	.857	NCAA (2nd Round)
1997-98	Tulane	21-7	.750	12-4/2nd C-USA National	.750	NCAA (1st Round)
1998-99	Tulane	24-6	.800	12-4/1st C-USA National	.750	NCAA (1st Round)
1999-2000	Tulane	27-5	.844	12-4/1st C-USA National	.750	NCAA (2nd Round)
2000-01	Tulane	22-10	.688	12-4/1st C-USA National	.750	NCAA (1st Round)
2001-02	Tulane	24-11	.686	8-6/T3rd C-USA	.571	NCAA (2nd Round)
2002-03	Tulane	19-10	.655	8-6/T3rd C-USA	.571	NCAA (1st Round)
2003-04	Tulane	10-18	.357	3-11/T8th C-USA	.214	----------
2004-05	Tulane	11-16	.407	3-11/T9th C-USA	.214	----------
2005-06	Tulane	15-12	.556	8-8/T5th C-USA	.500	----------
2006-07	Tulane	26-7	.788	13-3/1st C-USA	.813	WNIT (2nd Round)
2007-08	Tulane	16-14	.533	6-10/T 9th C –USA	.375	----------
2008-09	Tulane	18-14	.563	9-7/6th C-USA	.563	----------
2009-10	Tulane	26-7	.788	12-4/1st C-USA	.750	NCAA (1st Round)
2010-11	Tulane	23-11	.676	9-7/4th C-USA	.563	WNIT (2nd Round)
2011-12	Tulane	23-11	.676	9-7/T3rd C-USA	.563	WNIT (2nd Round)
2012-13	Tulane	24-9	.727	11-5/T2nd C-USA	.688	WNIT (3rd Round)
2013-14	Tulane	20-11	.645	11-5/4th C-USA	.688	WNIT (1st Round)
2014-15	Tulane	22-11	.667	11-7/T5th American	..611	NCAA (1st Round)
Greensboro Record (3 years)		63-27	.700	27-9	.750	----------
Tulane Record (21 years)		438-215	.671	199-123	.618	11 NCAA, 5 WNIT
Career Record (24 years)		501-242	.674	226-132	.631	11 NCAA, 5 WNIT

As An Assistant Coach

Year	School	Overall	Pct	Conf/Finish	Pct	Postseason
1986-87	North Carolina	19-10	.655	9-5/3rd ACC	.643	NCAA (2nd Round)
1990-91	Georgia Tech	15-13	.546	3-11/7th ACC	.214	----------
1991-92	Georgia Tech	20-13	.606	6-10/7th ACC	.375	WNIT Champions
1992-93	Georgia Tech	16-11	.594	8-8/T4th ACC	.500	NCAA (1st Round)
1993-94	Georgia Tech	12-15	.444	5-11/7th ACC	.313	----------

The Word On Lisa Stockton

"The Coaching Staff at Tulane did an exceptional job of not only making sure I was a phenomenal athlete, but a great student as well! Leaving there with my degree and a wonderful opportunity to make a career out of my sport was pretty amazing."
--WNBA Veteran and Tulane Hall of Famer Janell Burse (Tulane, 1996-2000)

"Over the years I developed a tremendous amount of respect for Lisa as a person and as a coach. She is so knowledgeable and she really individualizes her coaching style to each player to find a way to reach every one. She takes the time to develop a relationship with each of her players. I consider her a great friend. I became the player that I am because of my years at Tulane."
--Nine-Year WNBA Veteran and Tulane Hall of Famer Barbara Farris (Tulane, 1995-98)

"Coach Stockton and the entire staff put me in positions to develop personally and professionally. Her dedication to me as a person is one of the reasons I believe she is a great coach."
--Assistant Women's Basketball at Denver University Coach Ashley Langford (Tulane, 2005-09)

"Playing for Coach Stockton taught me a lot about myself. I found that I had a lot of untapped resources within myself. Dreaming big means working harder, but it all pays off in the end."
--WNBA Veteran and Tulane Hall of Famer Teana McKiver (Tulane, 2000-03)

"I just think that Lisa Stockton is the epitome of class and consistency. It shows in her overall record at Tulane, it shows in her number of NCAA invites and the number of conference titles. But it also shows in her relationship with her current and former players – who still feel such a part of the program – as well as in her relationship with her current and former staff members who still carry a bit of Lisa with them in everything that we do."
--Miami Head Women's Basketball Coach Katie Meier (Tulane assistant coach, 1994-2001)

senior season, Kaplan was named American Athletic Conference Scholar Athlete of the Year and a Senior CLASS First Team All-American for her body of work both on and off the court.

Stockton's impact has not been limited to her players, however, as four former assistant coaches at Tulane went on to become collegiate head coaches: Katie Meier (Charlotte and Miami [Fla.]), Kellie Kennedy (Loyola-New Orleans), Michele Savage (Davidson) and Jenny Yopp (Portland State and Illinois State).

While Stockton's teams and student-athletes have achieved success both on the court and in the classroom, these accomplishments are nothing that the head coach herself did not earn while she was a collegiate player.

Following a standout prep career at Western Guilford High School, Stockton packed her bags for Wake Forest University. During her four-year career with the Demon Deacons from 1983-86, she set the school's career records in scoring (1,347), scoring average (12.1 ppg), field goals made (592), field goals attempted (1,262), field goal percentage (.462), assists (330), steals (206) and minutes played (3,385).

Stockton still holds the Wake Forest record for consecutive games started with 97 and ranks in the top 10 in nearly every statistical category previously mentioned. As a senior during the 1985-86 season, Stockton was named honorable-mention Fast Break All-American after scoring 473 points and hitting 204-of-415 shots (.491), pulling down 94 rebounds, dishing out 97 assists and tallying 58 steals.

She was named ACC Player of the Week and claimed MVP honors of the Dartmouth Tournament as a junior, and was named MVP of the James Madison Invitational and of the Demon Deacon team as a senior.

Stockton earned a spot on the ACC Academic Honor Roll following each of her final two seasons at Wake Forest and graduated cum laude with a bachelor's degree in health and sports science in 1986.

She was drafted by the National Women's Basketball Association following her senior season, but chose instead to begin her coaching career as a volunteer assistant at the University of North Carolina for the 1986-87 season where she helped the Tar Heels go 19-10 overall, finish third in the ACC with a 9-5 league record and advance to the second-round of the NCAA Tournament. Stockton also enveloped herself in post-graduate studies and completed her master's degree in 1987.

From there, Stockton accepted her first collegiate head coaching position at Division III Greensboro College. In three seasons there, she helped guide the Pride to a combined 63-27 record. Along the way, six players earned all-conference honors, including first-team selections Lorraine Orr and Susan Gasperson in 1987-88, Gasperson in 1988-89, and Tara Thompson in 1989-90.

Inheriting a team that had never enjoyed a winning record, Stockton's 1987-88 Greensboro team went 20-7 and finished tied for second in the Dixie Intercollegiate Athletic Conference with a 10-4 league record. The performance earned her the first of two DIAC Coach of the Year honors as Stockton earned the title again following the 1989-90 season after the Pride went 18-8 overall and finished tied for the league title at 9-3.

She returned to the Division I level the following year when she accepted the top assistant position at Georgia Tech where she was responsible for coordinating recruiting efforts, monitoring academic progress, supervise scheduling and coaching the offense. In four years with Stockton on the staff in Atlanta, the Ramblin' Wreck combined to go 63-52, including a 20-13 mark in 1991-92 when North Carolina won the WNIT. The following season, Georgia Tech went 16-11, finished tied for fourth in the ACC with an 8-8 league record and advanced to the NCAA Tournament for the first time in school history.

Two years later, Stockton accepted her current position at Tulane.

Along with her Coach of the Year accolades, Stockton was named one of CitiBusiness' Women of the Year in 2007. She is a member of the NCAA Women's Basketball Issues Committee and also serves on the Academic Subcommittee for the issues committee. Stockton has also served two terms on the Kodak All-American Committee, twice chaired the C-USA Women's Basketball Coaches and served two terms as the WBCA Conference Captain.

From the beginning, Stockton and Tulane have been a perfect fit; in part, the coach believes, because her educational experience at Wake Forest was similar to the ones her current players face at Tulane. Stockton appreciates the value of putting academic priorities first, and at Tulane the coach doesn't just say it, she has lived it.

"A school like Tulane is absolutely the best environment for student-athletes, and for a coach," Stockton said. "We attract people who are goal-oriented and who are achievers. Student-athletes don't come here unless they're serious about basketball and academics. That's the kind of school I chose, and I'm so glad I did."

In her 21 seasons, Stockton has built Tulane into a winning program with victories over ranked programs, tournament championships and a succession of All-Americans and future professional players piling wins on top of wins. "I'm proud of our run of NCAA tournaments and conference championships," Stockton said.

"I'm proud of the tradition we've built and look forward to expanding the level of expectation and achievement here at Tulane University."

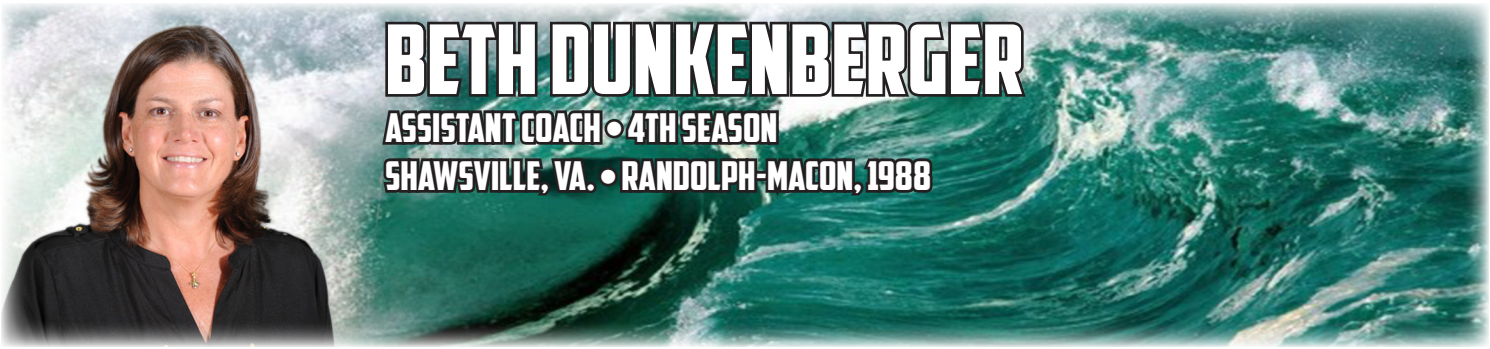

Beth Dunkenberger begins her fifth season with the Green Wave and fourth as assistant basketball coach. After serving as the program's director of operations during the 2011-12 season, Dunkenberger will once again assist in all facets of the team's game planning, recruiting and student-athletes' academic progress.

Under Dunkenberger's tutelage, Tulane has posted 66 wins in just three years years, averaging 66.2 points per game. The Green Wave have made the postseason all three years, including the program's first NCAA Tournament at-large bid since 2003. In fact, the 2014-15 Wave featured a 1,000-career point scorer and three-time all-conference honoree in Danielle Blagg, the program's first freshman all-conference selection and Louisiana Freshman of the Year Kolby Morgan, and American Scholar Athlete of the Year and Senior CLASS First Team All-American Jamie Kaplan.

Dunkenberger brought a wealth of coaching experience to the Green Wave squad, including head-coaching stints at Western Carolina from 2000-04 and Virginia Tech from 2004-11 where she posted 175 combined victories. In addition, she also served as a graduate assistant and assistant coach with the Hokies from 1988-97 and as an assistant coach at Florida from 1997-2000. All told, Dunkenberger-coached teams have advanced to the postseason on nine occasions, including a pair of NCAA Tournaments and one WNIT bid during her time leading the Virginia Tech program.

As head coach of the Hokies, Dunkenberger guided her team to .500-or-better records five times, including a 21-10 mark in 2005-06 when Virginia Tech advanced to the second round of the NCAAs. She also led her team to the NCAA Tournament in 2005 and to the third round of the WNIT in 2007. Dunkenberger helped four student-athletes claim All-ACC honors - Kerri Gardin in 2005 (honorable mention) and 2006 (third team), Kirby Copeland in 2007 (honorable mention), Brittany Cook in 2008 (second team) and Utahya Drye in 2009 (honorable mention) - while Andrea Barbour claimed a spot on the ACC All-Freshman Team in 2008.

Several of her players also went on to play basketball professionally, including Gardin - who became the first former Hokie to play in the WNBA when she suited up for the Connecticut Sun from 2008-10 and the Washington Mystics in 2011. Copeland, Nara Diawara and Dawn Chriss all played in Europe, and Diaware was selected to the 2008 Beijing Olympic Games for her native country of Mali.

Dunkenberger originally moved to Blacksburg, Va., in 1988 and spent the next two years as a graduate assistant before serving as a full-time assistant from 1990-97. As an assistant, she helped the Hokies win the Metro Conference Tournament crown in 1994 and the Metro regular-season title in 1995 as Virginia Tech advanced to the NCAA Tournament both years.

From there, Dunkenberger accepted an assistant coaching position at Florida. From 1997-2000, she helped the Gators go a combined 73-36 record, including a 23-9 mark and a trip to the NCAA Sweet 16 in 1997-98. With Dunkenberger on staff, Florida also made the NCAA Tournament in 1999 and advanced to the 2000 WNIT title game.

Dunkenberger earned her first head coaching spot Western Carolina in 2000, and over the next four seasons, helped the Catamounts post 65 victories. She was named Southern Conference Coach of the Year following the 2002-03 season when Western Carolina tallied 21 wins - the most by the team since moving to the Division I level in 1981 - and advanced to the finals of the SoCon Championship.

Under Dunkenberger, WCU's Tiffany Hamm claimed All-Southern Conference honors from 2002-04, earned Player of the Year by the SoCon Sports Media Association in 2003 and was tabbed the league's Freshman of the Year in 2001. In addition, Ki-Ki Glass earned a spot on the 2002 SoCon All-Freshman Team.

While all of her teams have performed admirably on the court, Dunkerberger's squads have also stood out in the classroom as well. Her Virginia Tech teams featured a trio of Academic All-Americans, 11 Academic All-District honorees, a pair of ACC postgraduate scholarship recipients. Among those honorees was Laura Haskins who was the first-ever recipient of the Kay Yow ACC Women's Basketball Scholar-Athlete of the Year award in 2009.

At Western Carolina, her student-athletes claimed Arthur Ashe Jr. Sports Scholar recognition three times - including two-time winner Yoneko Allen - and her 2000-01 team finished sixth in the national academically with an overall grade point average of 3.313.

A standout student-athlete in her own right, Dunkenberger played collegiately at Randolph-Macon College from 1984-88 where she claimed all-conference and Academic All-District recognition, and was tabbed the school's Top Student-Athlete in 1988. A native of Shawsville, Va., Dunkenberger, was the valedictorian at Shawsville High in 1984, graduated cum laude from Randoph-Macon with a bachelor's degree in mathematics in 1988 and completed her master's degree in education from Virginia Tech in 1990.

The Dunkenberger File

PERSONAL

Hometown	Shawsville, Va.
High School	Shawsville, 1984
Bachelor's Degree	Randolph-Macon, 1988
Master's Degree	Virginia Tech, 1990

COACHING EXPERIENCE

Virginia Tech, Graduate Assistant	1988-1990
Virginia Tech, Assistant Coach	1990-97
Florida, Assistant Coach	1997-2000
Western Carolina, Head Coach	2000-04
Virginia Tech, Head Coach	2004-11
Tulane, Director of Operations	2011-12
Tulane, Assistant Coach	2012-Present

Alan Frey begins his 10th season with the Tulane women's basketball team where he will once again work with the Green Wave's post players.

The 2015-16 season marks Frey's ninth year handling the Green Wave student-athletes on the blocks, as he handled Tulane's guards during the 2009-10 campaign. In addition, Frey's areas of focus are recruiting, opponent scouting and individual player development.

During his time at Tulane, Frey has helped the Green Wave post winning records each season, tally a combined 198-95 overall record, win a pair of Conference USA regular-season titles and claim seven postseason appearances, including six straight (NCAA in 2010 and 2015 // WNIT in 2007, 2011, 2012, 2013 and 2014).

Frey was instrumental in helping Brett Benzio - who is currently playing professionally overseas - become just the second player in Tulane women's basketball history and the third Green Wave student-athlete overall (men's or women's) to score at least 1,000 points and pull down at least 1,000 rebounds during their career.

2015 Graduating forward Tiffany Dale finished her career ranked fifth all-time in blocks (155) and sixth in career rebounds (782), all while accumulating 974 career points. Also this past season, Frey guided center Chinwe Duru in a starting role, as she shot 51.0 percent from the floor in conference play and averaged 1.2 blocks, ranking sixth and seventh in the American, respectively.

Frey's recruiting efforts have been instrumental to the program's overall success in recent years as evidenced by the following: Benzio in 2009, Olivia Grayson in 2010, Danielle Blagg in 2012, Leslie Vorpahl in 2014, and Kolby Morgan in 2015 - each All-Freshmen Team honorees. Blagg also claimed C-USA Freshman of the Year honors in 2012, while Morgan took home the 2015 Louisiana Freshman of the Year Award. In addition, junior college transfer Indira Kaljo was tabbed C-USA Newcomer of the Year in 2009.

A native of New Orleans, Frey joined the Tulane family for the 2006-07 season after spending the previous two years as an assistant coach for the Loyola (New Orleans) University's men's team. His duties with the Wolfpack included recruiting, on-court instruction and practice implementations.

In addition to his collegiate coaching experience, Frey spent 15 years coaching the AAU Kenner Angels to 13 Finals Fours and five national championships from 1992-2006. He compiled an overall record of 425-67 during his time with the Angels, including a 138-25 mark at the national tournament.

The 1997 AAU National Coach of the Year, Frey guided the team to the Gold Medal in at the 1996 Junior Olympics and a second-place finish in 2005. Frey's teams amassed 15 Louisiana AAU titles in as many years with a 79-1 record at the state tournament.

Frey also served as an assistant coach for Team Louisiana at the U.S. Junior Nationals from 1987-92, and the 1990 squad won the USJN championship. He also served as an assistant coach (1984-91) and head coach (1992-2004) for the Jefferson Parish Recreation Department All-Stars where he helped the club win a combined 13 International Championships.

During his time with the AAU, Frey helped more than 50 of his players earn Division I scholarships, including Tulane alumni Olivia Grayson, Tiffany Aidoo, Sarah Goree, Rodnelle Hadley, Salome Hector, Mignon Frey, Mary Ann Marino, Lacey Vicknair and Kristi Pertuit. In addition, five of his former players have gone on to play in the WNBA - Vickie, Niesa and Temeka Johnson, Yolanda Moore and Detrina White.

Prior to joining the collegiate coaching ranks, Frey has spent the bulk of his professional career managing not-for-profit organizations throughout the New Orleans area.

A leader in New Orleans philanthropic circles for nearly 20 years, Frey served as the President of the New Orleans' Chapter of the Association of Fund Raising Professionals in 2005 as well as the President of the Louisiana Chapter of Community Health Charities in 2005-06. He was the executive director of the Louisiana Chapter of the Cystic Fibrosis Foundation from 2000-06 and remains actively involved in the foundation's fund-raising efforts.

A 1983 graduate of nearby Jesuit High School, Frey received his bachelor's degree in history from the University of New Orleans in 1988. He is married to the former Karen Halley of Metairie, the couple resides in Metairie, and they have three children: Halley, 19, Garrett, 17, and Hayden, 11.

The Frey File

PERSONAL

Hometown.....New Orleans, La.
High School.....Jesuit, 1983
Bachelor's Degree .....University of New Orleans, 1988

COACHING EXPERIENCE

Kenner Angels (AAU), Head Coach..... 1992-2006
Team Louisiana (AAU), Assistant Coach 1987-92
Loyola-New Orleans, Assistant Coach..... 2004-06
Tulane, Assistant Coach 2006-Present

Doshia Woods begins her sixth season as a member of the Tulane women's basketball coaching staff in 2015-16. Woods is primarily responsible for the development of the Green Wave's perimeter players, serves as the recruiting coordinator, and oversees student-athletes' academic progress.

During her time at Tulane, Woods has helped the Green Wave post five consecutive 20-plus win seasons with five straight postseason berths, including a 2015 NCAA Tournament appearance. Her impact on the team's guards has been evident in Kolby Morgan (2014-15), Danielle Blagg (2012-13, 2013-14, 2014-15), Jamie Kaplan (2013-14), Olivia Grayson (2011-12), Tiffany Aidoo (2010-11) claiming all-conference honors. In fact, Blagg became just the fourth Tulane women's player ever to earn three straight all-conference honors, while Morgan was the program's first freshman to earn all-conference recognition. Furthermore, Blag was named C-USA Freshman of the Year in 2011-12, while Leslie Vorpahl and Morgan earned all-freshmen team accolades.

A noted recruiter, Woods' has been instrumental in landing talented student-athletes everywhere she has been and develop that talent she has helped sign. Her first recruiting class at Tulane proved to be a solid group as the four freshmen - Blagg, Tiffany Dale, Adesuwa Ebomwonyi and Jamie Kaplan - combined to earn C-USA Freshman of the Week honors on seven occasions. Prior to last season, no C-USA school had more than two players earn the honor in a single season. Ultimately, all four players cemented their names forever in the Tulane record books, all finishing on the top-10 list for most games played while accounting for 46.1 percent of the team's shooting over the last four years. Blagg became the program's 26th 1000-career point club member, Kaplan finished second all-time in assists (582), while both Dale and Ebomwonyi checked in on the top-10 lists for rebounding.

Woods joined the Tulane staff for the 2010-11 campaign following two seasons in the Big 12 at the University of Missouri from 2008 to 2010. Woods recruited and coached three all-conference players at Missouri.

Woods arrived at Missouri after spending three seasons as an assistant coach and recruiting coordinator at Oregon State University from 2005 to 2008. In 2005-06, the Beavers posted a 10 game improvement over the previous season and earned a berth to the WNIT Tournament, advancing to the second round.

With the Beavers, Woods recruited and coached four all-conference and two all-freshman team players. Woods' recruiting efforts helped the Beavers land the Alaska and Gatorade Player of the Year in Talisa Rhea, as well as Judie Lomax. Rhea became the 15th OSU player to score 1,000 career points. Lomax, who transferred to Columbia after Woods and the rest of the coaching staff left the University following the 2007-08 season, went on to lead the NCAA in rebounding twice during her time with the Lions and was named Ivy League Player of the Year in 2010.

Prior to serving as an assistant coach at New Mexico State University in 2004-05, Woods was an assistant coach at her Alma Mater Western Illinois University from 2001 to 2004. The program posted a combined 57-30 record in her three seasons, as well as earning Mid-Continent (now Summit League) regular season championships and WNIT berths in 2002-03 and 2003-04. In her three seasons, Woods recruited and coached seven all-conference and two all-freshman team players.

The Woods File

PERSONAL

Hometown	Topeka, Kansas
High School	Topeka, 1997
Associates Degree	Barton, 1999
Bachelor's Degree	Western Illinois, 2001

COACHING EXPERIENCE

Western Illinois, Assistant Coach	2001-04
New Mexico State, Assistant Coach	2004-05
Oregon State, Assistant Coach/Recruiting Coordinator	2005-08
Missouri, Assistant Coach/Recruiting Coordinator	2008-10
Tulane, Assistant Coach	2010-Present

Under Woods' tutelage, Tiffany Cornelius (2002-03) and Zane Teilane (2004-05) claimed Mid-Continent Conference Player of the Year honors. While Woods had moved on to Oregon State by the time Teilane completed her career, Teilane went on to be drafted by the Detroit Shock in the third round of the 2006 WNBA Draft and played in the 2008 Olympics as a member of Team Latvia.

Teilane is one of three future Olympians Woods helped develop as Kimberly Butler of Oregon State and Tugba Palazoglu of Western Illinois earned spots on the 2012 Great Britain and Turkey National Teams.

A native of Topeka, KS and a 1997 graduate of Topeka High School, Woods began her collegiate playing career at Barton Community College where as a sophomore, she led BCC in 3-point shooting, earned second-team All-Jayhawk West Conference honors and helped lead the team to a conference championship. The Cougars' 29-2 overall record was the highest winning percentage in school history at that time and Barton finished the year ranked sixth nationally. Woods' accepted a scholarship to Western Illinois and played in 57 games from 1999 to 2001 for the Westerwinds. During her Division I career, she averaged 8.8 points per game and was named second-team All-Mid Continent Conference as a senior after making a then-school-record 62 3-pointers. Despite playing only two seasons at WIU, Woods' 102 career 3-pointers currently ranks fifth in school history.

She earned an associate's degree from Barton in 1999 and completed her bachelor's degree in English with a minor in psychology from Western Illinois in 2001. Woods is a member of the Women's Basketball Coaches Association and has served as a roundtable presenter for the WBCA national convention. Woods was also a presenter at Dan Tudor's "2014 National Collegiate Recruiting Conference," held in Boston, Mass. In her time away from the court, she volunteers for "Girls First," a non-profit organization dedicated to providing sport and movement opportunities to underserved girls in the metropolitan New Orleans area.

Lindsay Werntz is in her fourth season as the Green Wave's director of women's basketball operations where she is responsible for coordinating the team's camps, overseeing Tulane's student manager staff, serving as the liaison to the equipment operations staff, as well as working with Tulane's game operations staff and managing the Green Wave's travel on road trips. She will also help coordinate the team's special projects with the Tulane campus and New Orleans community.

Werntz came to Tulane following two seasons as the top assistant at Loyola University of New Orleans where she helped lead the Wolfpack to a combined 43-18 overall record and a 20-10 mark in Southern States Athletic Conference action. Last year, Werntz helped Loyola post a 23-6 record and a 14-4 league mark while advancing to the NAIA National Championship Tournament. The Wolfpack's .793 winning percentage in 2011-12 stands as the second-best in the history of the program.

While at Loyola, Werntz was responsible for game-day preparation, scouting and recruiting while also designing and implementing the strength and conditioning program and oversaw the team's academic progress. She helped Keiva Council and Jasmine Brewer earn All-America, All-Louisiana, all-conference and National All-Jesuit Team honors.

In addition, Werntz was head coach at Hill College for the 2007-08 season and also served as assistant coach at Nevada from 2006-07, Midland college from 2004-06 and Florida Gulf Coast from 2002-03. She helped Nevada earn a spot in the WNIT in 2007, helped guide Midland to a spot in the Region V Championship and was instrumental in FGCU going 30-1 and posting the nation's top defense during her lone year in the Sunshine State.

Werntz played college basketball at Arkansas State during the 1996-97 season before spending two seasons at Indiana University-Purdue University Fort Wayne. She completed her bachelor's degree in general studies from IPFW in 2002, and earned a master's degree in health and physical education from Marshall two years later.

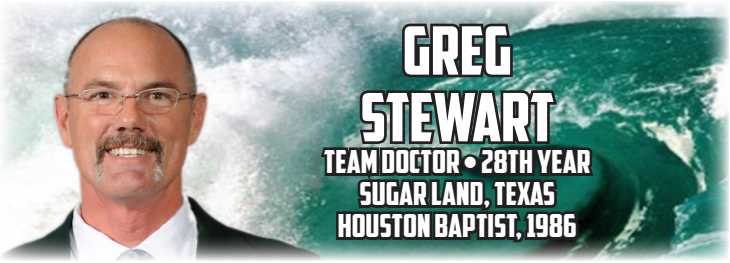

13 • Caylah Cruickshank

Guard • 5-9 • Sophomore • 1L

Montreal, Quebec • Dawson College

Cruickshank's Career Statistics

			|------Total------|		|---3-Point---|		|--Free Throw--|		|-----Rebounds-----|							
Year	*GP-GS*	*Min/Avg*	*FG-FGA*	*Pct*	*3P-3PA*	*Pct*	*FT-FTA*	*Pct*	*Off-Def-Tot*	*Avg*	*PF-FO*	*Ast*	*To*	*Blk*	*Stl*	*Pts*	*Avg*
2014-15	19-0	113/5.9	8-29	.276	1-8	.125	7-12	.583	3-8-11	0.6	4-0	4	9	2	6	24	1.3
Career	**19-0**	**113/5.9**	**8-29**	**.276**	**1-8**	**.125**	**7-12**	**.583**	**3-8-11**	**0.6**	**4-0**	**4**	**9**	**2**	**6**	**24**	**1.3**

Career Accolades

Double-Doubles.....0
Double-Figure Scoring 0
Double-Figure Rebounds 0

2014-15: Played in 19 games, averaging 5.9 minutes per contest ... Produced an individual 6-0 run vs Houston in the first round of the conference tournament, setting a career high of six points in the process - Also set career highs in minutes (14) and assists (2) ... Competed in a season high five straight games from Feb. 21 to March 7 ... Went 1-for-1 from the floor with two points vs. No. 1 UConn both times ... Scored in seven of 19 appearances, registering multiple field goals twice ... Hit her lone three-pointer vs. Western Kentucky on Nov. 28 ... Averaged 1.3 points and shot 27.6% from the field.

High School: Two-year letterwinner at Dawson College for coach Trevor Williams ... rated a three-star recruit by CrownScout.com...helped lead the Blues to a combined 32-7 record, including an 18-0 regular season and a silver medal at the Provincials and Nationals as a junior, and a pair of playoff appearances ... as a senior, was elected team captain, helped the team win the bronze medal at the Division I Provincials and claimed Academic Merit Scholar honors ... tabbed Rookie of the Year as junior... invited to the 2013 Canadian Junior National Team tryouts and participated in both the GPS (Games, Practice, Skills) Invitational and Mid-Atlantic NCAA Summer Skills Select Exposure Camp in 2012 ... previously played at St. Thomas High where she helped the team to the 2008, 2009, 2010 and 2012 gold medal championship victory ... At St. Thomas, she averaged 25.2 PPG and won MVP honors each year ... Played AAU ball for the TW Bluehounds where she was a two-time All-Star at the USJN 17U National Championships ... Top academic student as a senior in RSEQ League ... Member of the National Society of High School Scholars.

Personal: Born Caylah Chantal Cruickshank on Nov. 13, 1994, in Montreal, Quebec ... daughter of John and Hilarie Cruickshank ... has two brothers: Kadeeme (played basketball at Vanier College) and Kimond (played basketball for the Sun Youth Hornets) ... undecided on major.

Cruickshank's Game-By-Game Statistics

2014-15

Date	Opponent	GS	MIN	FG-A	3P-A	FT-A	O-D-T	PF	A	TO	BL	ST	Pts
11/14	Miss Valley St		11	1-3	0-0	3-6	1-2-3	0	0	0	0	1	5
11/16	McNeese St		3	0-0	0-0	0-0	0-0-0	0	1	0	0	1	0
11/19	LSU		DNP										
11/24	NC St		DNP										
11/28	Western Ky		5	1-2	1-1	0-0	0-1-1	2	0	0	0	0	3
11/29	Northern Iowa		3	0-1	0-0	0-0	0-0-0	0	0	1	0	0	0
12/3	Nicholls St		9	0-3	0-2	0-0	0-2-2	0	0	2	0	0	0
12/6	UALR		3	0-0	0-0	0-0	0-0-0	0	0	0	1	0	0
12/18	Samford		DNP										
12/19	Miami (Fla.)		DNP										
12/22	Florida St		6	0-2	0-0	0-0	0-0-0	0	1	1	1	1	0
12/28	Cincinnati		6	2-2	0-0	0-0	0-1-1	1	0	0	0	1	4
12/30	Houston		7	0-2	0-1	0-0	0-0-0	1	0	1	0	0	0
1/4	USF		DNP										
1/7	East Carolina		1	0-0	0-0	0-0	0-0-0	0	0	0	0	0	0
1/13	UCF		DNP										
1/17	SMU		DNP										
1/20	Tulsa		12	0-4	0-3	0-1	1-1-2	0	0	2	0	0	0
1/25	USF		3	0-0	0-0	0-0	0-0-0	0	0	0	0	0	0
1/27	Houston		DNP										
1/31	East Carolina		DNP										
2/3	SMU		5	0-0	0-0	2-2	0-1-1	0	0	1	0	0	2
2/7	Temple		DNP										
2/10	UCF		DNP										
2/14	UConn		7	1-1	0-0	0-0	1-0-1	0	0	0	0	0	2
2/17	Temple		DNP										
2/21	Memphis		1	0-0	0-0	0-1	0-0-0	0	0	0	0	0	0
2/23	UConn		6	1-1	0-0	0-0	0-0-0	0	0	1	0	0	2
2/28	Tulsa		3	0-0	0-0	0-0	0-0-0	0	0	0	0	0	
0													
3/6	Houston		14	2-6	0-1	2-2	0-0-0	0	2	0	0	1	
6													
3/7	Tulsa		6	0-2	0-0	0-0	0-0-0	0	0	0	0	1	0
3/8	USF		DNP										
3/20	Mississippi St		DNP										

45 • CHINWE DURU

Center • 6-2 • Senior • 3L

Round Rock, Texas • Vista Ridge HS

Duru's Career Statistics

				------Total------|		|---3-Point---|		|--Free Throw--|		|-----Rebounds-----|							
Year	*GP-GS*	*Min/Avg*	*FG-FGA*	*Pct*	*3P-3PA*	*Pct*	*FT-FTA*	*Pct*	*Off-Def-Tot*	*Avg*	*PF-FO*	*Ast*	*To*	*Blk*	*Stl*	*Pts*	*Avg*
2012-13	32-1	335/10.5	38-89	.427	0-0	.000	37-47	.787	30-42-72	2.3	52-0	6	25	18	7	113	3.5
2013-14	30-11	560/18.7	77-168	.458	0-0	.000	42-60	.700	46-91-137	4.6	90-3	12	33	39	9	196	6.5
2014-15	32-14	639/20.0	84-170	.494	0-0	.000	44-71	.620	52-75-127	4.0	79-1	8	51	39	11	212	6.6
Career	**94-26**	**1534/16.3**	**199-427**	**.466**	**0-0**	**.000**	**123-178**	**.691**	**128-208-336**	**3.6**	**221-4**	**26**	**109**	**96**	**27**	**521**	**5.5**

Career Honors

American Honor Roll Recipient (2/9)
College Sports Madness American Player of the Week (2/9)
2013 C-USA Commissioner's Honor Roll

Double-Doubles.....3
Double-Figure Scoring 21
Double-Figure Rebounds 5

2014-15: Played 32 games, starting 14, while averaging 20.0 minutes per game ... Made 15 of her last 30 shots, scoring a combined 33 points in the final five games ... Scored a career high 23 points vs. Temple, connecting on a career best 11 made field goals on 16 shots ... Recorded 10 games with double-digit points ... In a career best stretch of four games in double figures (Jan. 27-Feb. 7), Duru amassed 57 points, shooting 62.2 percent (23-37) from the field - also averaged 6.5 rebounds and 1.8 blocks per game in that span as well ... Scored her second highest points total of 15 at Tulsa on Feb. 28 ... Shot 51.0% from the field in conference play, which ranked sixth ... Averaged 1.2 blocks per game which ranked seventh in the American ... Scored 12 points at UCF, all in the second half - her 6-for-10 night from the free-throw line tied her season high ... Produced a season high of 10 rebounds at McNeese State (11/16), marking her fifth career high with double-digit boards ... Second on the team in offensive rebounds, averaging 1.6 per game ... American Honor Roll Recipient (2/9) ... College Sports Madness American Player of the Week (2/9)

2013-14: Saw action in 30 games with 11 starts as a sophomore...finished second on the team in field goal percentage (.458) and blocked shots (39), third in rebounds (137), fourth in free throw percentage (.700) and rebounds per game (4.6), and tied for fourth in free throws made (42) while averaging 6.5 points...ranked 10th in Conference USA and 144th in the nation in blocks per game (1.30)...scored in double figures eight times with a career-high 18 after sinking 7-of-11 field goals and 4-of-5 free throws at UNC-Wilmington (11/22)...pulled down seven or more rebounds six times with four contests of 10 or more boards, including a career-high 11 vs New Orleans (11/8), vs McNeese State (11/11) and vs Northeastern in the opening round of the Tulane/DoubleTree Classic on (12/28)...tallied three double-doubles, highlighted by a 13-point, 11-board effort vs Northeastern...had 11 multiple-block performances, including a career-high four swats vs UNO...tied a career-best with two assists vs McNeese State...posted single-steal contests vs New Orleans, vs McNeese State, vs Southeastern Louisiana (11/19), vs Ole Miss (11/30), at Auburn (12/3), vs Northeastern, at Old Dominion (1/11), vs Louisiana Tech (1/25) and vs Tulsa (2/26).

2012-13: Played in 32 games one start as a true freshman…ranked first on the team in free throw percentage (.787), second in blocked shots (18) and fourth in field goal percentage (.427) while averaging 3.5 points and 2.3 rebounds per game…scored in double figures three times, including a season-best 12 points after sinking 3-of-5 field goals and all six free throw opportunities vs East Carolina (1/27)…pulled down four or more rebounds six times, including a season-high seven vs Tulsa (2/24)…tallied five multiple-block outings, including a season-best three swats vs Louisiana-Lafayette (12/19)…handed out a career-best two assists vs North Texas (12/22) and in the second round of the WNIT at Arkansas (3/24)…posted a season-high two steals vs Memphis on Jan. 20…off the court, named to the C-USA Commissioner's Honor Roll and Tulane's 3.0 Club.

High School: Three-year letterwinner at Visa Ridge High for coach Mike Martin…named a three-star recruit, earned an 86 scout rating and ranked the No. 39 forward in the nation by ESPN.com…helped lead the Rangers to a combined 66 wins and consecutive trips to the regional finals over her final two years, including a 34-3 overall mark and a perfect 12-0 mark in District 25-4A action as a senior…named to Dazzling Dozen, earned first-team all-district recognition and claimed team Offensive MVP honors each season…tabbed all-state by the Texas Association of Basketball Coaches and the Texas Girls Coaches Association while claiming District 25-4A MVP and TABC All-Region honors her final two prep seasons…as a senior, averaged 15.0 points, 8.0 rebounds and 2.5 blocks per game en route to being named first-team All-Central Texas and Vista Ridge Athlete of the Year…as a junior, named third-team All-Central Texas after averaging 14.0 points, 6.8 rebounds and 2.2 blocks per game…as a sophomore, was tabbed District 16-5A Newcomer of the Year after averaging 11.0 points, 5.0 rebounds and 1.2 blocks per outing…also lettered twice in track and field…off the court, was a member of the National Honor Society and Texas Scholars.

Personal: Born Chinwendu Ifesinachi Duru on Dec. 9, 1993, in Owerri, Nigeria…daughter of Ikewueze and Loreta Duru…has one brother, C.J., and one sister, Nneoma…majoring in neuroscience.

Duru's Game-By-Game Statistics

2014-15

Date	Opponent	GS	MIN	FG-A	3P-A	FT-A	O-D-T	PF	A	TO	BL	ST	Pts
11/14	Miss Valley St		19	1-3	0-0	6-10	4-2-6	2	0	3	1	0	8
11/16	McNeese St		27	3-6	0-0	3-4	3-7-10	2	0	1	3	1	9
11/19	LSU		23	0-2	0-0	4-4	1-2-3	3	0	2	0	0	4
11/24	NC St		12	1-2	0-0	0-1	0-1-1	1	0	0	0	0	2
11/28	Western Ky		17	0-2	0-0	0-0	2-1-3	1	0	2	2	0	0
11/29	Northerrn Iowa		22	4-6	0-0	0-0	0-0-0	3	0	3	0	1	8
12/3	Nicholls St	*	15	5-7	0-0	0-1	2-3-5	2	0	3	1	1	10
12/6	UALR	*	16	3-5	0-0	1-1	0-1-1	3	0	1	0	0	7
12/18	Samford		16	1-5	0-0	0-0	2-2-4	1	0	1	1	0	2
12/19	Miami (Fla.)		13	0-2	0-0	3-4	0-1-1	1	0	3	0	0	3
12/22	Florida St		22	5-7	0-0	1-2	2-4-6	3	0	0	1	0	11
12/28	Cincinnati		14	0-4	0-0	0-0	1-4-5	3	1	1	3	0	0
12/30	Houston		10	1-4	0-0	1-2	1-0-1	2	0	1	0	0	3
1/4	USF		17	3-5	0-0	0-0	5-2-7	3	0	3	0	1	6
1/7	East Carolina		27	6-8	0-0	1-3	2-7-9	4	0	1	3	0	13
1/13	UCF		20	3-6	0-0	6-10	1-2-3	4	0	0	0	0	12
1/17	SMU		DNP										
1/20	Tulsa		9	1-3	0-0	0-0	2-2-4	2	1	1	0	0	2
1/25	USF		18	3-9	0-0	0-0	1-1-2	3	0	2	1	0	6
1/27	Houston		26	4-6	0-0	3-5	3-2-5	3	1	1	3	2	11
1/31	East Carolina		31	4-8	0-0	4-6	6-1-7	3	0	0	1	0	12
2/3	SMU	*	29	4-7	0-0	3-4	2-3-5	4	1	3	1	0	11
2/7	Temple	*	30	11-16	0-0	1-3	3-6-9	3	0	3	2	0	23
2/10	UCF	*	28	1-6	0-0	1-2	1-3-4	0	0	1	2	1	3
2/14	UConn	*	22	0-2	0-0	0-0	0-3-3	0	0	4	2	0	0
2/17	Temple	*	26	4-5	0-0	1-1	0-3-3	1	1	0	2	2	9
2/21	Memphis	*	14	0-0	0-0	2-2	1-2-3	3	0	0	0	1	2
2/23	UConn	*	26	1-4	0-0	0-0	2-2-4	3	1	2	0	1	2
2/28	Tulsa	*	21	7-11	0-0	1-1	0-1-1	5	0	1	1	0	15
3/6	Houston	*	22	3-6	0-0	2-4	1-3-4	1	1	1	4	0	8
3/7	Tulsa	*	12	0-2	0-0	0-0	0-2-2	2	0	6	1	0	0
3/8	USF	*	18	5-8	0-0	0-0	2-2-4	4	0	0	1	0	10
3/20	Mississippi St	*	17	0-3	0-0	0-1	2-0-2	3	1	1	3	0	0

2013-14

Date	Opponent	GS	Min	FG-A	3P-A	FT-A	O-D-T	PF	A	To	Bk	St	Pts
11/8	New Orleans	*	24	4-8	0-0	3-3	6-5-11	1	1	1	4	1	11
11/11	McNeese State	*	27	2-5	0-0	2-2	2-9-11	3	2	2	3	1	6
11/19	SE Louisiana	*	20	5-7	0-0	1-3	3-2-5	2	0	2	3	1	11
11/22	UNC-W	*	34	7-11	0-0	4-5	0-3-3	3	0	2	2	0	18
11/24	N.C. State	*	26	2-7	0-0	2-3	0-6-6	3	0	0	1	0	6
11/30	Ole Miss	*	19	1-3	0-0	0-0	1-1-2	3	0	1	1	1	2
12/3	Auburn		20	1-6	0-0	2-4	1-2-3	5	0	0	3	1	4
12/8	Loyola		DNP										
12/20	Virginia		18	0-3	0-0	2-4	2-4-6	5	1	1	0	0	2
12/21	Saint Francis	*	21	3-5	0-0	2-2	3-5-8	3	0	2	1	0	8
12/28	Northeastern	*	18	6-8	0-0	1-2	2-9-11	2	0	2	1	0	13
12/29	Indiana State	*	9	0-3	0-0	0-0	1-0-1	2	0	1	0	0	0
1/5	LSU		21	1-5	0-0	1-2	1-1-2	3	0	2	2	0	3
1/9	Marshall		11	3-5	0-0	2-2	1-1-2	4	0	2	1	0	8
1/11	Old Dominion		14	3-6	0-0	0-1	1-2-3	4	1	1	0	1	6
1/15	East Carolina		24	2-4	0-0	0-0	1-0-1	2	0	2	2	0	4
1/18	Southern Miss		28	3-11	0-0	5-7	5-5-10	4	1	1	0	0	11
1/22	Charlotte		13	2-4	0-0	0-2	1-1-2	4	0	0	1	1	4
1/25	Louisiana Tech		17	4-8	0-0	2-3	1-3-4	1	0	1	1	1	10
1/29	Rice		24	3-6	0-0	1-2	2-4-6	4	1	1	0	0	7
2/1	UTEP		21	3-9	0-0	2-2	3-5-8	1	0	0	2	0	8
2/5	North Texas		10	2-4	0-0	0-0	3-0-3	3	0	0	1	0	4
2/8	UTSA		23	4-5	0-0	3-3	0-5-5	4	1	0	3	0	11
2/12	Florida Atlantic		10	1-2	0-0	0-0	0-1-1	2	0	3	0	0	2
2/15	FIU		16	1-2	0-0	0-0	0-5-5	2	1	2	0	0	2
2/22	UAB	*	22	3-6	0-0	3-4	1-3-4	4	0	0	1	0	9
2/26	Tulsa		18	1-2	0-0	2-2	0-2-2	1	1	0	0	1	4
3/1	Southern Miss		8	0-2	0-0	0-0	0-2-2	4	0	2	2	0	0
3/5	Middle Tenn.		19	4-10	0-0	2-2	3-3-6	3	0	2	1	0	10
3/13	FIU		11	3-5	0-0	0-0	1-2-3	3	1	0	0	0	6
3/20	Miss. St.	*	14	3-6	0-0	0-0	1-0-1	5	1	0	3	0	6

2012-13

Date/Opponent	St	Min	FG-A	3-A	FT-A	O-D-T	PF	A	To	Bk	St	Pts
11/9 Louisiana Tech		11	1-1	0-0	0-0	0-1-1	2	0	0	1	0	2
11/12 at ULM		7	0-0	0-0	0-0	0-1-1	3	0	0	0	0	0
11/16 at Southern		11	3-5	0-0	2-3	2-1-3	2	0	1	0	1	8
11/23 vs Bradley		7	2-4	0-0	3-5	1-2-3	1	0	0	1	0	7
11/24 vs W.Michigan		8	1-2	0-0	0-0	0-0-0	3	0	0	1	0	2
11/28 Auburn		8	0-0	0-0	3-4	1-2-3	2	0	0	0	0	3
12/2 UNC-Wilmington		13	2-9	0-0	0-2	0-0-0	2	0	1	0	0	4
12/9 at LSU		5	0-0	0-0	0-0	0-0-0	0	0	0	0	0	0
12/19 UL-Lafayette		12	2-2	0-0	4-4	4-1-5	2	0	2	3	1	8
12/22 North Texas		12	1-3	0-0	0-0	1-1-2	3	2	0	2	1	2
12/29 E.Michigan		9	1-1	0-0	0-0	0-1-1	3	0	3	0	0	2
1/7 Loyola-NO		16	4-8	0-0	0-0	0-3-3	2	0	3	0	0	8
1/10 SMU		8	0-1	0-0	2-2	1-3-4	0	0	0	0	0	2
1/13 at Marshall		13	1-1	0-0	1-2	1-1-2	2	0	1	0	0	3
1/17 at Rice		14	2-3	0-0	0-0	0-2-2	2	0	0	0	0	4
1/20 Memphis		14	1-3	0-0	3-3	2-3-5	0	0	2	2	2	5
1/27 East Carolina		18	3-5	0-0	6-6	1-2-3	2	0	2	1	1	12
1/31 at UCF		11	0-2	0-0	0-0	1-1-2	3	0	1	0	0	0
2/2 at Houston		9	0-3	0-0	0-0	0-2-2	2	1	0	1	0	0
2/7 UTEP	*	11	0-3	0-0	0-0	1-2-3	1	0	0	0	0	0
2/10 at Tulsa		8	1-3	0-0	0-0	0-0-0	0	0	0	0	0	2
2/14 Rice		4	0-0	0-0	0-0	0-0-0	0	0	1	0	1	0
2/17 Houston		9	2-3	0-0	0-0	2-2-4	2	0	2	0	0	4
2/21 at UAB		10	2-3	0-0	1-2	2-2-4	1	0	0	0	0	5
2/24 Tulsa		22	1-7	0-0	8-10	3-4-7	2	0	1	2	0	10
2/28 at SMU		8	0-1	0-0	0-0	1-1-2	1	0	1	0	0	0
3/3 Southern Miss		6	1-2	0-0	0-0	2-1-3	0	0	2	0	0	2
3/8 at UTEP		11	2-3	0-0	0-0	1-1-2	1	0	1	1	0	4
3/14 at Tulsa		2	0-0	0-0	0-0	0-0-0	2	0	0	0	0	0
3/21 Sam Houston		9	1-5	0-0	0-0	2-0-2	2	1	0	2	0	2
3/24 at Arkansas		20	3-4	0-0	4-4	1-1-2	2	2	1	0	0	10
3/27 at Auburn		9	1-2	0-0	0-0	0-1-1	2	0	0	1	0	2

30 • TIERRA JONES

Guard/Forward • 5-9 • Senior • 3L

Madison, Ala. • Bob Jones HS

Jones' Career Statistics

			|------Total------|		|---3-Point---|		|--Free Throw--|		|-----Rebounds-----|							
Year	*GP-GS*	*Min/Avg*	*FG-FGA*	*Pct*	*3P-3PA*	*Pct*	*FT-FTA*	*Pct*	*Off-Def-Tot*	*Avg*	*PF-FO*	*Ast*	*To*	*Blk*	*Stl*	*Pts*	*Avg*
2012-13	19-0	141/7.4	11-26	.423	0-1	.000	3-17	.176	18-31-49	2.6	15-0	5	11	0	4	25	1.3
2013-14	31-17	517/16.7	31-90	.344	0-0	.000	42-77	.545	53-82-135	4.4	85-2	19	42	7	31	104	3.4
2014-15	30-22	420/14.0	48-90	.533	0-0	.000	27-56	.482	38-61-99	3.3	79-3	19	46	1	18	123	4.1
Career	**80-39**	**1078/13.5**	**90-206**	**.437**	**0-1**	**.000**	**72-150**	**.480**	**109-174-283**	**3.5**	**179-5**	**43**	**99**	**8**	**53**	**252**	**3.2**

Career Honors

2014 DoubleTree Classic All-Tournament Team

Double-Doubles.....0
Double-Figure Scoring 4
Double-Figure Rebounds 3

2014-15: Played in 30 games, starting 22, averaging 14.0 minutes ... Averaged 4.1 points as a junior and shot a team best 53.3 percent from the floor ... Captured a career best 16 points at McNeese State on Nov. 16, shooting a perfect 8-for-8 from the field, a new career high as well ... After missing three games due to injury at the end of February, Jones returned at the conference tournament, totaling 18 points over three games on a combined 7-for-11 from the field and 4-for-6 from the free-throw line ... Tied her career high of 10 rebounds at UALR on Dec. 6, marking her lone double-digit rebound performance of the season ... Started the season 15-for-15 from the floor, a feat not accomplished by any other player in the American Athletic Conference ... Scored 12 points vs UNI on Nov. 29, marking her fourth career game in double figures ... Her 48 total field goals topped her freshman (11) and sophomore (31) seasons combined ... Went 6-for-6 from the free-throw line vs. UNI, setting a new career high for free throws made in a game ... Recorded five multi-assist games.

2013-14: Saw action in all 31 games with 17 starts as a sophomore... finished fourth on the team in rebounds (135), tied for fourth in free throws made (42), and fifth in both rebounds per game (4.4) and blocked shots (7) while averaging 3.4 points per game...named to 18th Annual Tulane/DoubleTree Classic All-Tournament Team after averaging 8.5 points, 6.0 rebounds, 2.0 steals, 1.5 assists and 0.5 blocked shots during the Wave's run to the tourney title...scored in double figures twice, including a career-best 14 points after sinking 7-of-8 field goals against Northeastern in the opening round of the Tulane/DoubleTree Classic (12/28)...pulled down at least six rebounds 10 times, including a career-high 10-board effort vs Loyola (12/8) and at Southern Miss (3/1)...posted eight multiple-steal outings, including a career-best four thefts vs Saint Francis in the FGCU Hilton Garden Inn/Homewood Suites Classic (12/21)...tallied six multiple-assist contests, including a career-high three dimes at Auburn (12/3) and vs Northeastern...had a career-best two blocked shots at Southern Miss.

2012-13: Played in 19 games as a true freshman…averaged 1.3 points and 2.6 rebounds per game…had five or more rebounds on five occasions, including a season-best nine vs UNC-Wilmington (12/2)…scored a season-high four points on 2-of-2 shooting vs Western Michigan (11/24)…tallied assists vs Louisiana Tech (11/9), at UNC-Wilmington, at LSU (12/9), vs Eastern Michigan (12/29) and at SMU (2/28)…posted steals at Southern (11/16), vs Auburn (11/28) and at LSU.

High School: Three-year letterwinner at Bob Jones High for coach Tim Miller…named a three-star recruit, received an 88 scout grade and was ranked the No. 45 wing nationally by ESPN.com while claiming the No. 4 prospect in the state by BamaPrepGirls.com…helped lead the Patriots to a combined 98-13 overall record with three consecutive District 6A Area 15 titles, a state championship as a junior in 2011 and a pair of state runner-up finishes…named second-team all-state and second-team Huntsville Times Elite her final two prep seasons…averaged 14 points and 10 rebounds as a senior when she claimed state and regional all-tournament honors…as a junior, averaged 15 points and 10 rebounds, including 15-point, six-rebound, one-block, one-steal performance in the state championship-game win over Hoover…named MVP of the Regional Tournament and claimed state all-tournament recognition…also selected to participate in the 2011 Alabama All-Star Game where she had seven points and a team-best eight rebounds in helping the North defeat the South, 79-41…in AAU action, Jones played two years for the Southern Starz where she helped the team win the Super Regional Championship and finish runner-up in the state each of the last two seasons…in 2010, she helped the Starz finish 11th in the nation, fifth in the Sophomore Showcase and third in the FILA Nationals 17U Division while winning the AAU D2 National Championship and AAU Super Regional titles in 2011…also lettered twice in track and field where she finished third in the long jump during the 2011 state meet and was selected to the all-metro team…off the court, was a member of the Career Honor Society, Fellowship of Christian Athletes and Young Life.

Personal: Born Tierra Joné Jones on Jan. 13, 1994, in Decatur, Ala…daughter of Thomas and Lucita Jones…has one brother, Maurice, and one sister, Kiamsha…majoring in Business.

Jones' Game-By-Game Statistics

2014-15

Date	Opponent	GS	MIN	FG-A	3P-A	FT-A	O-D-T	PF	A	TO	BL	ST	Pts
11/14	Miss Valley St	*	11	3-3	0-0	1-4	2-2-4	3	0	0	0	1	7
11/16	McNeese St	*	11	8-8	0-0	0-1	3-1-4	4	0	1	0	1	16
11/19	LSU	*	16	2-2	0-0	0-1	0-3-3	5	1	1	0	0	4
11/24	NC St	*	16	1-1	0-0	1-2	1-0-1	2	0	3	0	0	3
11/28	Western Ky	*	21	2-4	0-0	2-6	4-2-6	3	2	0	0	1	6
11/29	Northern Iowa	*	22	3-6	0-0	6-6	5-2-7	4	0	1	0	0	12
12/3	Nicholls St	*	16	1-1	0-0	1-2	1-2-3	1	1	3	0	1	3
12/6	UALR	*	23	3-6	0-0	1-4	2-8-10	2	1	3	0	0	7
12/18	Samford	*	17	0-4	0-0	2-2	3-3-6	3	0	1	1	2	2
12/19	Miami (Fla.)	*	21	2-7	0-0	2-8	2-4-6	4	2	2	0	3	6
12/22	Florida St	*	13	2-2	0-0	0-0	0-1-1	5	1	3	0	0	4
12/28	Cincinnati	*	23	2-4	0-0	0-0	2-7-9	1	2	1	0	1	4
12/30	Houston	*	18	4-6	0-0	0-1	3-2-5	3	0	2	0	1	8
1/4	USF	*	17	2-3	0-0	1-2	1-2-3	4	2	3	0	2	5
1/7	East Carolina	*	12	0-1	0-0	1-2	0-0-0	4	1	2	0	0	1
1/13	UCF	*	14	1-1	0-0	2-2	2-0-2	3	1	5	0	0	4
1/17	SMU	*	11	2-5	0-0	0-0	1-0-1	5	0	1	0	1	4
1/20	Tulsa	*	18	0-2	0-0	0-0	0-3-3	0	2	0	0	0	0
1/25	USF	*	9	1-2	0-0	0-0	1-0-1	2	0	1	0	0	2
1/27	Houston	*	12	0-4	0-0	3-4	1-4-5	2	0	1	0	0	3
1/31	East Carolina	*	9	0-1	0-0	0-1	0-1-1	2	0	1	0	1	0
2/3	SMU		7	2-2	0-0	0-0	1-3-4	3	0	1	0	0	4
2/7	Temple	*	12	0-1	0-0	0-2	0-1-1	2	0	2	0	0	0
2/10	UCF		7	0-0	0-0	0-0	0-0-0	2	0	0	0	1	0
2/14	UConn		9	0-2	0-0	0-0	1-0-1	1	0	0	0	0	0
2/17	Temple		3	0-0	0-0	0-0	0-1-1	0	0	3	0	0	0
2/21	Memphis		DNP										
2/23	UConn		DNP										
2/28	Tulsa		DNP										
3/6	Houston		14	2-4	0-0	2-3	1-6-7	2	1	2	0	0	6
3/7	Tulsa		10	1-2	0-0	1-2	0-0-0	2	0	0	0	0	3
3/8	USF		19	4-5	0-0	1-1	1-3-4	2	1	1	0	2	9
3/20	Mississippi St		9	0-1	0-0	0-0	0-0-0	3	1	2	0	0	0

2013-14

Date	Opponent	GS	MIN	FG-A	3P-A	FT-A	O-D-T	PF	A	TO	BL	ST	Pts
11/8	New Orleans		15	1-1	0-0	2-4	3-6-9	2	0	2	0	3	4
11/11	McNeese State		16	2-3	0-0	2-4	4-4-8	1	0	1	0	1	6
11/19	SE Louisiana		20	1-3	0-0	0-2	5-4-9	4	2	6	1	0	2
11/22	UNCW		12	2-5	0-0	4-7	1-2-3	2	0	2	0	0	8
11/24	N.C. State		14	0-3	0-0	0-0	0-2-2	1	0	1	0	1	0
11/30	Ole Miss		17	0-4	0-0	3-5	4-4-8	4	0	2	0	1	3
12/3	Auburn	*	17	1-4	0-0	0-1	0-4-4	3	3	2	0	1	2
12/8	Loyola	*	23	1-2	0-0	2-5	1-9-10	2	2	2	0	0	4
12/20	Virginia	*	30	1-1	0-0	1-2	5-2-7	4	2	2	0	2	3
12/21	Saint Francis	*	23	3-4	0-0	0-0	2-2-4	3	1	2	0	4	6
12/28	Northeastern	*	27	7-8	0-0	0-0	3-3-6	4	3	0	1	1	14
12/29	Indiana State	*	23	1-2	0-0	1-2	2-4-6	3	0	1	0	3	3
1/5	LSU	*	21	1-2	0-0	0-2	1-3-4	4	0	0	0	3	2
1/9	Marshall	*	14	1-6	0-0	1-2	3-2-5	2	2	4	0	1	3
1/11	Old Dominion	*	21	0-2	0-0	1-2	0-4-4	3	0	2	0	0	1
1/15	East Carolina	*	13	0-0	0-0	0-0	0-0-0	4	0	2	1	0	0
1/18	Southern Miss	*	25	3-4	0-0	4-7	1-3-4	4	1	2	0	1	10
1/22	Charlotte	*	11	0-2	0-0	2-2	0-0-0	5	0	0	0	0	2
1/25	Louisiana Tech	*	24	0-3	0-0	4-6	2-4-6	4	0	0	0	3	4
1/29	Rice	*	20	2-7	0-0	0-0	2-1-3	3	0	2	1	0	4
2/1	UTEP	*	14	1-3	0-0	1-2	1-1-2	5	0	0	0	0	3
2/5	North Texas	*	17	0-3	0-0	0-0	1-4-5	1	0	1	0	2	0
2/8	UTSA	*	7	0-0	0-0	0-0	0-2-2	1	0	0	0	1	0
2/12	Florida Atlantic		14	1-2	0-0	3-6	2-2-4	2	1	0	1	0	5
2/15	FIU		11	1-2	0-0	3-4	0-2-2	4	0	3	0	0	5
2/22	UAB		10	0-3	0-0	0-0	1-0-1	2	0	1	0	1	0
2/26	Tulsa		19	0-3	0-0	3-6	1-2-3	2	0	0	0	0	3
3/1	Southern Miss		17	0-3	0-0	1-2	6-4-10	2	1	1	2	2	1
3/5	Middle Tennessee		5	0-0	0-0	0-0	0-0-0	0	0	1	0	0	0
3/13	FIU		5	0-1	0-0	0-0	1-0-1	1	0	0	0	0	0
3/20	Miss. St.		12	1-4	0-0	4-4	1-2-3	3	1	0	0	0	6

2012-13

Date	Opponent	GS	MIN	FG-A	3P-A	FT-A	O-D-T	PF	A	TO	BL	ST	Pts
11/9	Louisiana Tech		19	1-5	0-0	0-1	3-3-6	0	1	3	0	0	2
11/12	ULM		15	1-1	0-0	0-4	3-4-7	0	0	2	0	0	2
11/16	Southern		21	1-3	0-0	0-4	1-4-5	3	0	3	0	1	2
11/23	Bradley		12	1-4	0-1	1-2	2-3-5	2	0	0	0	0	3
11/24	W.Michigan		13	2-2	0-0	0-0	0-2-2	1	0	0	0	0	4
11/28	Auburn		6	1-2	0-0	0-0	1-0-1	0	0	0	0	1	2
12/2	UNC-Wilmington		11	1-4	0-0	1-2	2-7-9	1	1	1	0	0	3
12/9	LSU		5	0-0	0-0	0-0	1-1-2	1	1	0	0	1	0
12/19	UL-Lafayette		5	1-2	0-0	0-0	1-1-2	0	0	0	0	0	2
12/22	North Texas		6	1-2	0-0	0-1	1-2-3	2	0	0	0	0	2
12/29	E.Michigan		2	0-0	0-0	0-0	0-0-0	0	1	0	0	0	0
2/17	Houston		4	1-1	0-0	0-0	0-0-0	0	0	0	0	0	2
2/21	UAB		1	0-0	0-0	0-0	0-1-1	2	0	0	0	0	0
2/28	SMU		4	0-0	0-0	0-0	0-0-0	0	1	0	0	0	0
3/3	Southern Miss		4	0-0	0-0	0-0	1-1-2	1	0	1	0	0	0
3/8	UTEP		7	0-0	0-0	0-1	1-2-3	0	0	0	0	1	0
3/21	Sam Houston		3	0-0	0-0	1-2	1-0-1	0	0	0	0	0	1
3/24	Arkansas		1	0-0	0-0	0-0	0-0-0	1	0	0	0	0	0
3/27	Auburn		2	0-0	0-0	0-0	0-0-0	1	0	1	0	0	0

33 • Courtnie Latham

Guard • 5-11 • Junior • 2L

Houston, Texas • Clear Springs HS

Latham's Career Statistics

				------Total------|		|---3-Point---|		|--Free Throw--|		|-----Rebounds-----|							
Year	*GP-GS*	*Min/Avg*	*FG-FGA*	*Pct*	*3P-3PA*	*Pct*	*FT-FTA*	*Pct*	*Off-Def-Tot*	*Avg*	*PF-FO*	*Ast*	*To*	*Blk*	*Stl*	*Pts*	*Avg*
2013-14	31-9	676/21.8	73-173	.422	8-33	.242	40-55	.727	30-72-102	3.3	44-0	60	59	6	36	194	6.3
20141-5	33-4	600/18.2	68-169	.402	16-49	.327	28-36	.778	17-62-79	2.4	33-0	49	50	4	25	180	5.5
Career	**64-13**	**1276/19.9**	**141-342**	**.412**	**24-82**	**.293**	**68-91**	**.747**	**47-134-81**	**2.8**	**77-0**	**109**	**109**	**10**	**61**	**374**	**5.8**

Career Honors

2014 C-USA Academic Medalist
C-USA Coommissioner's Honor Roll

Double-Doubles.....0
Double-Figure Scoring 12
Double-Figure Rebounds 0

2014-15: Played in all 33 games, starting in the last four, averaging 18.2 minutes ... Recorded double-digit points in seven of the last 13 games, raising her scoring average from 3.4 to her final average of 5.5 ... In the conference tournament, Latham averaged 13.3 points on 42.9 percent shooting - After tying her career high with 14 points vs. Houston in the first round, Latham set a new career best with 15 points vs USF in the semis, connecting on a career high four three-pointers ... After hitting just three treys in the first 20 games, Latham recorded a three in nine of the final 12 games, including two games with multiple treys ... Tallied 13 points vs East Carolina on Jan. 31, all coming in the second half, including a stretch in which she scored 11 of the team's next 18 points - tied her career high of six field goals ... Logged 11 points at SMU on Feb. 3, in which she scored nine straight for the Wave in the second half ... Tied her career high of six assists twice ... Led team in free-throw percentage, shooting 77.8 percent from the line.

2013-14: Played in all 31 games with nine starts as a true freshman... finished second on the team in free throw percentage (.727), third in assists (60) and steals (36), and fourth in field goal percentage (.422) while averaging 6.3 points and 3.3 rebounds per game...tallied double-digit scoring totals five times, including a season-high 14 points after sinking 6-of-12 field goals - including a 2-of-4 performance from beyond the 3-point arc - at UTSA (2/9)...had four or more assists four times and five or more rebounds on 15 occasions, including a career-best six dimes and seven boards vs FIU (2/15)...posted nine multiple-steal ballgames, including a season-best four thefts at Charlotte (1/22) and vs North Texas (2/5)...blocked one shot vs Loyola (12/18), at Charlotte, vs Louisiana Tech (1/25), at Florida Atlantic (2/12), at UAB (2/22), at Southern Miss (3/1) and vs Middle Tennessee (3/5)...off the court, was a member of the Conference USA Commissioner's Honor Roll and Tulane's 3.0 Club, and claimed C-USA Academic Medal honors for posting a GPA of 3.75 or higher.

High School: Five-year varsity letterwinner, playing the last three at Clear Spring High for coach Pam Crawford while playing as a freshman at Sue V. Cleveland (N.M.) High for coach Felicia Boatman and seeing varsity action as an eighth grader at Rio Rancho (N.M.) High for coach Bob McIntyre…rated a three-star recruit, received a 90 scout grade and was tabbed the No. 44 shooting guard in the nation by ESPN.com while ranking as the 42nd guard nationally by Dan Olson's Collegiate Girls Basketball Report and the 44th player in the state of Texas by Joey Simmons' Premiere Basketball Report… helped lead the Chargers to a combined 103-11 overall record with three consecutive 5A Region III District 12 titles and back-to-back-to-back trips to the regional semifinals while helping Cleveland High to a 15-13 mark in 2009-10 and helping Rio Rancho go 27-3 and finished ranked second in the state in 2008-09…averaged 13.2 points, 5.8 rebounds, 4.3 assists, 2.6 steals and 0.7 blocks per game as a senior en route to earning first-team all-state, all-district and All-Greater Houston honors…also garnered Galveston County Defensive Player of the Year and Clear Creek ISD Co-MVP distinction, claimed MVP of the Peggy Sue Whitley Tournament and a spot on the McDonald's Invitational and Sandra Meadows Classic All-Tournament teams, was selected to the Elements of a Champion All-Star Team and was a finalist for the Houston Touchdown Club's Girls Basketball Scholar-Athlete of the Year…as a junior, was named to the Texas Association of Basketball Coaches 5A All-Region III and claimed second-team all-district honors after averaging 10.2 points and 3.7 rebounds per game while chipping in with 87 assists, 64 steals and 21 blocked shots. As a sophomore, she tallied 11.6 points and 3.7 rebounds per outing to go with 88 assists, 104 steals and seven blocks…also lettered once in volleyball…in addition to her prep career, also played for Cy-Fair Nike Elite where she was named the No. 72 summer prospect in the 2013 Class by Carolina Scouting Report and saw action for the Nike National AAU Team…off the court, graduated Magna Cum Laude with a 4.998 weighted GPA, received the United States Marine Corps Distinguished Athlete Award and the Clear Springs Leadership Medal…was a member of the National Honor Society, Safe School Ambassadors and Top Teens of American…claimed Superintendent Scholar honors three consecutive years and was named first-team Academic All-State as a senior.

Personal: Born Courtnie Anyce Latham on April 17, 1995, in Austin, Texas…daughter of Mireo and Antoinette Latham…has one brother, Christian, and one sister, Shantel…grandfather, Clifford Johnson, played Major League Baseball with the Houston Astros, New York Yankees, Cleveland Indians, Chicago Cubs, Oakland Athletics, Toronto Blue Jays and Texas Rangers…uncle, Vince Young, was an All-American at Texas and played in the NFL with the Tennessee Titans and Philadelphia Eagles…uncle, Mike Eastler, played Major League Baseball with the Houston Astros, California Angels, Pittsburgh Pirates, Boston Red Sox, New York Yankees and Philadelphia Phillies…majoring in business management.

Latham's Game by Game Statistics

2014-15

Date	Opponent	GS	MIN	FG-A	3P-A	FT-A	O-D-T	PF	A	TO	BL	ST	Pts
11/14	Miss Valley St		19	3-8	0-0	1-1	4-1-5	1	2	1	0	3	7
11/16	McNeese St		19	2-5	0-1	0-0	0-1-1	1	1	0	0	0	4
11/19	LSU		8	0-1	0-0	0-0	0-0-0	1	0	3	0	0	0
11/24	NC St		8	0-1	0-1	0-1	0-2-2	0	0	1	0	1	0
11/28	Western Ky		11	1-3	0-2	0-0	0-0-0	1	0	0	0	0	2
11/29	Northern Iowa		12	3-6	1-1	1-2	0-3-3	1	2	1	0	0	8
12/3	Nicholls St		21	2-7	0-0	0-0	1-3-4	2	6	0	0	0	4
12/6	UALR		13	2-3	0-0	0-0	0-2-2	1	3	0	0	0	4
12/18	Samford		15	1-4	0-0	0-0	0-2-2	0	1	0	0	0	2
12/19	Miami (Fla.)		26	2-4	0-1	2-3	0-1-1	2	6	4	0	0	6
12/22	Florida St		8	0-3	0-1	0-0	1-1-2	3	0	1	0	0	0
12/28	Cincinnati		15	1-2	0-0	0-0	1-1-2	0	0	2	0	0	2
12/30	Houston		20	2-6	0-0	1-2	1-1-2	2	2	2	0	1	5
1/4	USF		16	1-6	1-2	0-0	0-2-2	0	1	4	0	3	3
1/7	East Carolina		19	2-6	0-1	1-2	0-4-4	0	1	1	0	0	5
1/13	UCF		9	2-6	0-1	0-0	1-0-1	2	0	1	0	0	4
1/17	SMU		6	1-2	0-1	0-0	0-0-0	1	0	0	1	0	2
1/20	Tulsa		19	2-6	0-2	0-0	2-3-5	1	3	1	0	0	4
1/25	USF		13	0-0	0-0	2-2	1-1-2	0	1	0	0	0	2
1/27	Houston		22	2-7	0-2	0-0	0-1-1	1	0	2	0	1	4
1/31	East Carolina		18	6-8	1-3	0-0	0-2-2	0	1	0	0	3	13
2/3	SMU		20	4-6	1-2	2-2	0-2-2	1	2	1	0	1	11
2/7	Temple		26	4-5	1-2	1-2	1-5-6	0	1	4	0	1	10
2/10	UCF		23	2-4	1-2	4-4	0-2-2	2	2	1	0	0	9
2/14	UConn		25	1-8	1-3	0-0	1-3-4	1	1	2	0	3	3
2/17	Temple		17	1-5	0-2	0-0	0-3-3	1	0	3	0	2	2
2/21	Memphis		15	2-4	0-1	2-2	0-3-3	1	1	3	1	0	6
2/23	UConn		25	5-7	1-2	1-2	1-0-1	1	1	4	0	1	12
2/28	Tulsa		22	2-5	1-3	0-0	0-1-1	0	0	2	2	1	5
3/6	Houston	*	26	4-8	2-2	4-4	0-3-3	0	2	0	0	1	14
3/7	Tulsa	*	31	4-8	1-3	2-2	1-3-4	2	5	3	0	3	11
3/8	USF	*	31	4-12	4-8	3-3	1-2-3	2	3	0	0	0	15
3/20	Mississippi St	*	22	0-3	0-0	1-2	0-4-4	2	0	3	0	0	1

2013-14

Date	Opponent	GS	MIN	FG-A	3P-A	FT-A	O-D-T	PF	A	TO	BL	ST	Pts
11/8	New Orleans	*	29	4-10	1-4	0-0	0-1-1	2	1	4	0	2	9
11/11	McNeese State		24	3-4	0-0	1-2	1-3-4	0	3	2	0	0	7
11/19	SE Louisiana		23	5-14	1-2	0-0	0-5-5	1	2	1	0	1	11
11/22	UNCW		16	0-3	0-0	1-2	0-6-6	1	2	2	0	0	1
11/24	N.C. State		19	2-2	0-0	2-2	0-1-1	2	0	3	0	1	6
11/30	Ole Miss		17	3-6	0-1	2-2	1-1-2	2	1	3	0	0	8
12/3	Auburn		25	2-5	0-0	3-4	0-1-1	2	2	4	0	2	7
12/8	Loyola		22	1-4	0-0	0-0	1-4-5	2	4	1	1	2	2
12/20	Virginia		22	0-3	0-1	2-4	0-2-2	3	0	2	0	1	2
12/21	Saint Francis		21	3-8	0-2	2-2	0-6-6	1	1	2	0	1	8
12/28	Northeastern		20	4-8	0-1	1-2	2-2-4	3	3	0	0	1	9
12/29	Indiana State		26	2-3	1-1	3-5	0-6-6	1	2	0	0	2	8
1/5	LSU		12	0-0	0-0	0-0	0-1-1	0	0	4	0	0	0
1/9	Marshall		25	1-6	0-1	2-2	0-0-0	2	2	1	0	1	4
1/11	Old Dominion		16	2-3	1-1	0-0	2-3-5	2	4	2	0	0	5
1/15	East Carolina		18	3-3	0-0	0-0	1-1-2	1	1	2	0	1	6
1/18	Southern Miss		16	1-3	0-0	4-6	2-0-2	1	1	2	0	1	6
1/22	Charlotte		23	1-5	0-0	0-0	1-4-5	1	4	3	1	4	2
1/25	Louisiana Tech		11	1-3	1-1	0-0	0-2-2	1	0	1	1	1	3
1/29	Rice		14	1-2	0-0	0-0	0-1-1	2	1	0	0	0	2
2/1	UTEP		17	2-8	0-4	3-5	0-2-2	1	1	2	0	2	7
2/5	North Texas		25	6-10	0-2	0-0	3-1-4	0	0	1	0	4	12
2/8	UTSA		26	6-12	2-4	0-0	3-3-6	1	3	4	0	1	14
2/12	Florida Atlantic	*	23	3-7	0-1	2-2	2-0-2	2	2	2	1	0	8
2/15	FIU	*	33	4-11	0-2	3-3	3-4-7	1	6	1	0	2	11
2/22	UAB	*	37	5-9	1-2	2-2	1-1-2	2	3	2	1	3	13
2/26	Tulsa	*	33	3-7	0-2	2-3	2-4-6	0	3	2	0	0	8
3/1	Southern Miss	*	20	3-5	0-0	0-2	2-1-3	3	3	0	0	1	6
3/5	Middle Tennessee	*	21	0-1	0-0	0-0	0-1-1	2	3	2	1	1	0
3/13	FIU	*	21	0-1	0-0	2-2	1-2-3	0	1	3	0	0	2
3/20	Miss. St.	*	21	2-7	0-1	3-3	2-3-5	2	1	1	0	1	7

3 • Kolby Morgan

Guard • 5-8 • Sophomore • 1L

New Orleans, La. • John Curtis Christian

Morgan's Career Statistics

			|------Total------|		|---3-Point---|		|--Free Throw--|		|-----Rebounds-----|							
Year	*GP-GS*	*Min/Avg*	*FG-FGA*	*Pct*	*3P-3PA*	*Pct*	*FT-FTA*	*Pct*	*Off-Def-Tot*	*Avg*	*PF-FO*	*Ast*	*To*	*Blk*	*Stl*	*Pts*	*Avg*
20141-5	33-31	94228.5	146-338	.432	37-123	.301	72-98	.735	49-101-150	4.5	62-1	50	72	8	69	401	12.2
Career	**33-31**	**94228.5**	**146-338**	**.432**	**37-123**	**.301**	**72-98**	**.735**	**49-101-150**	**4.5**	**62-1**	**50**	**72**	**8**	**69**	**401**	**12.2**

Career Honors

Third Team All-American Athletic Conference
American All-Freshmen Team
Four-time American Freshman of the Week
Three-time American Weekly Honor Roll recipient (12/1, 1/12, 2/9)
LSWA Louisiana Freshman of the Year
LSWA All-Louisiana Third Team
LSWA Louisiana November Player of the Month
All-Hofstra Tournament Team
DoubleTree Classic All-Tournament Team
College Sports Madness AAC Freshman of the Year
College Sports Madness Second Team All-AAC

Double-Doubles.....1
Double-Figure Scoring 20
Double-Figure Rebounds 2

2014-15: Played in all 33 games, starting in all except the first two, while averaging the most minutes on the squad at 28.5 ... Ranked second amongst all freshmen in the American in scoring and 12th overall with 12.2 points per game ... First Tulane freshman to be selected to an all-conference team, earning Third-Team AAC honors ... Ninth Green Wave ever to be picked for All-Freshmen Team ... Also named LSWA Freshman of the Year with Third Team honors as well ... Recorded 20 games with double-digit points, including two games with 20+ points ... Led the team in scoring in 12 games ... Tallied a career high of 25 points vs Western Kentucky on Nov. 28 and then scored 22 points vs. Memphis on Feb. 21 ... Ranked second in conference with 2.1 steals and 113th in the nation ... Her 2.3 steals per game in conference play also ranked second ... Recorded the game-winning shot with four seconds left to defeat UCF 71-70 on Jan. 13 ... Lone Green Wave to score in double figures in NCAA Tournament first round match, notching 17 points vs Mississippi State ... Ranked 11th in the American with a .735 free-throw percentage ... Made 57 of her last 73 free throw attempts ... Recorded her lone double-double with 11 points, 10 rebounds vs UNI ... Earned American Freshman of the Week honors four times, tying Danielle Blagg's record set while in Conference USA ... Named to both the All-Hofstra Tournament team and the DoubleTree Classic All-Tournament Team ... Three-time American Weekly Honor Roll recipient (12/1, 1/12, 2/9) ... College Sports Madness AAC Freshman of the Year and Second Team honors ... LSWA November Player of the Month.

High School: Four-year letterwinner at John Curtis Christian for former Tulane All-American Barbara Farris ... Helped lead the Patriots to a combined 118-17 overall record and a perfect 40-0 mark in district play and four consecutive trips to the playoffs with District 9-2A title her first two prep seasons, the District 10-2A crown as a junior and a District 11-3A championship as a senior ... Guided Curtis to a state title as a sophomore, a state runner-up showing as a junior, and trips to the quarterfinals and semifinals as a freshman and senior, respectively ... Graduated as John Curtis' all-time leading scorer with 2,229 points, claiming all-district honors all four seasons and all-state recognition her final three campaigns ... As a senior, named first-team all-state, Times-Picayune New Orleans Small Schools Girls Basketball Player of the Year and Louisiana 3A MVP after averaging 22.6 points, 6.4 rebounds, 3.7 assists, 2.5 steals and 1.7 blocks per game while connecting at a .489 clip from the field (310-of-634), .384 from beyond the 3-point arc (87-of-227) and .756 from the free throw line (152-of-201) ... Tabbed first-team all-state, all-metro and district MVP as a junior after averaging better than 24 points, five rebounds and three assists per game while shooting .480 from the field and .352 from 3-point land ... As a sophomore, named second-team all-state after averaging 13.4 points, 5.1 rebounds, 3.2 steals and 2.3 assists per game while connecting at a .483 clip from the field with a .353 mark from beyond the 3-point arc...played AAU ball for nationally-prominent Angels Basketball where she helped the team win the 2012 AAU National U16 Championship at the Disney Wide World of Sports in Orlando and finish fifth in the AAU National Tournament in 2013...off the court, graduated Magna Cum Laude, was a member of the National Honor Society and claimed the Citizenship Award.

Personal: Born Kolby Brennan Morgan on July 15, 1996, in New Orleans, La ... Daughter of Sam and Detra Morgan ... Has two brothers, Malik and Kai ... Mother, Detra, played volleyball at LSU; father, Sam, played basketball at Southern; brother, Malik, played two seasons of basketball at LSU before transferring to Tulane for the 2014-15 academic year ... Undecided on major.

Morgan's Game by Game Statistics

2014-15

Date	Opponent	GS	MIN	FG-A	3P-A	FT-A	O-D-T	PF	A	TO	BL	ST	Pts
11/14	Miss Valley St		24	7-13	0-4	2-4	2-5-7	2	0	1	0	4	16
11/16	McNeese St		22	5-10	1-4	1-3	2-5-7	3	1	2	0	1	12
11/19	LSU	*	31	4-9	1-4	4-6	1-2-3	0	2	4	0	2	13
11/24	NC St	*	34	5-12	0-5	5-6	3-5-8	3	4	4	0	0	15
11/28	Western Ky	*	27	10-18	5-9	0-1	1-7-8	5	0	5	0	4	25
11/29	Northern Iowa	*	29	5-10	0-3	1-2	2-8-10	0	3	2	0	0	11
12/3	Nicholls St	*	21	6-8	2-3	1-3	1-1-2	3	1	2	0	2	15
12/6	UALR	*	30	3-6	1-2	3-4	1-1-2	1	0	1	0	1	10
12/18	Samford	*	30	3-11	0-4	0-1	2-3-5	2	0	2	0	1	6
12/19	Miami (Fla.)	*	30	5-7	0-1	8-8	3-4-7	1	4	4	0	4	18
12/22	Florida St	*	29	1-7	1-5	4-4	1-1-2	1	2	3	1	1	7
12/28	Cincinnati	*	28	5-13	0-2	0-1	1-2-3	2	2	1	0	2	10
12/30	Houston	*	24	1-7	0-4	2-2	3-2-5	1	0	2	0	3	4
1/4	USF	*	30	2-12	0-4	3-4	4-4-8	2	2	1	1	1	7
1/7	East Carolina	*	23	5-10	1-2	4-4	1-2-3	3	0	3	0	4	15
1/13	UCF	*	34	6-15	0-4	4-7	4-4-8	1	2	1	0	1	16
1/17	SMU	*	35	4-11	0-1	1-2	1-0-1	1	2	1	2	1	9
1/20	Tulsa	*	26	7-10	2-4	1-1	0-5-5	1	0	2	0	3	17
1/25	USF	*	28	2-8	1-3	0-0	2-4-6	0	3	3	0	3	5
1/27	Houston	*	33	5-10	1-2	2-3	0-2-2	1	1	1	0	5	13
1/31	East Carolina	*	25	3-6	0-1	3-3	0-1-1	4	1	4	0	2	9
2/3	SMU	*	28	5-8	2-4	6-7	0-3-3	3	3	2	1	4	18
2/7	Temple	*	33	5-11	1-3	4-4	0-3-3	3	4	1	0	3	15
2/10	UCF	*	34	5-15	5-10	1-3	0-6-6	1	5	1	0	3	16
2/14	UConn	*	29	4-10	1-3	0-0	1-1-2	2	0	4	0	2	9
2/17	Temple	*	34	4-12	0-6	0-0	3-0-3	3	1	3	2	2	8
2/21	Memphis	*	29	9-15	4-8	0-0	2-2-4	2	3	0	0	0	22
2/23	UConn	*	26	3-13	1-2	2-2	3-8-11	1	0	3	0	0	9
2/28	Tulsa	*	29	3-7	1-4	2-3	0-0-0	4	0	2	0	3	9
3/6	Houston	*	21	3-5	2-3	0-0	0-1-1	3	2	2	0	1	8
3/7	Tulsa	*	33	6-14	1-2	2-2	2-1-3	1	0	0	0	3	15
3/8	USF	*	25	0-6	0-2	2-2	1-4-5	2	0	1	0	0	2
3/20	Mississippi St	*	28	5-9	3-5	4-6	2-4-6	1	2	4	1	3	17

11 • Leslie Vorpahl

Guard • 5-6 • Junior • 2L

San Antonio, Texas • Winston Churchill HS

Vorpahl's Career Statistics

				------Total------|		|---3-Point---|		|--Free Throw--|		|-----Rebounds-----|							
Year	*GP-GS*	*Min/Avg*	*FG-FGA*	*Pct*	*3P-3PA*	*Pct*	*FT-FTA*	*Pct*	*Off-Def-Tot*	*Avg*	*PF-FO*	*Ast*	*To*	*Blk*	*Stl*	*Pts*	*Avg*
2013-14	30-14	752/25.1	84-225	.373	36-109	.330	62-81	.765	15-57-72	2.4	57-0	94	69	1	32	266	8.9
2014-15	31-5	609/19.6	78-183	.426	37-95	.389	35-50	.700	10-50-60	1.9	41-1	74	60	4	44	228	7.4
Career	**61-19**	**1361/22.3**	**162-408**	**.397**	**73-204**	**.358**	**97-131**	**.740**	**25-107-132**	**2.2**	**98-1**	**168**	**129**	**5**	**76**	**494**	**8.1**

Career Honors

2014 C-USA All-Freshmen Team
2014 C-USA Freshman of the Week (1/13/14, 11/25/13)
2014 C-USA Academic Medalist
2014 C-USA Commissioner's Honor Roll

Double-Doubles.....0
Double-Figure Scoring 13
Double-Figure Rebounds 0

2014-15: Played in 31 games, including five starts, averaging 19.6 minutes ... Ranked in the top-15 in the American in four different categories in conference play: 2.7 assists (15th), 1.7 steals (10th), .429 three-point percentage (4th) and 1.5 three-pointers per game (11th) ... Averaged 8.9 points on the road, shooting 51.7 percent from the field and 51.5 percent (17-33) from beyond the arc ... Averaged 8.3 points over the three game conference tournament, shooting 60.0 percent from the floor and 5-of-8 from three ... Recorded nine total games with double-digit points, including a career tying stretch of four straight from Jan. 17-27, scoring a total of 55 points on a combined 21-for-36 shooting (58.3%) ... Tied her career high of 22 points in the win at UALR on Dec. 6 ... In her 16-point performance vs Tulsa on Jan. 20, Vorpahl made her first six shots ... Scored 16 points vs SMU on Jan. 17 and six of the team's final eight points, including the go-ahead three in the 60-58 win ... Scored 12 of the team's last 19 points at Cincinnati on Dec. 28, finishing with a team high 18 points ... Was clutch on the free-throw line vs LSU, N.C. State and Samford, going 2-for-2 from the line in all three instances in the final two minutes of play ... Her .389 overall three point field goal percentage ranked sixth in the American .. Dished out a season high seven assists vs Temple on Feb. 7 ... Two-time weekly American Honor Roll recipient (12/8, 12/29) ... Two-time LWSA Player of the Week (12/8, 12/29).

2013-14: Played in 30 games with 14 starts as a true freshman…named to the Conference-USA All-Freshman Team after leading the team in free throw percentage (.765) while ranking second in assists (94), 3-point baskets (36) and 3-point percentage (.330), third in free throws made (62), fourth in points scored (266) and points per game (8.9), and fifth in field goals made (84), steals (32), minutes played (752) and minutes per game (25.1)…finished 10th in C-USA in assist-to-turnover ratio (1.37), 13th in assists per game (3.10), 15th in free throw percentage, 19th in 3-point percentage and 27th in 3-pointers per game (1.20)…ranked 196th in the nation in assist-to-turnover ratio…twice named C-USA Freshman of the Week: on Nov. 25 after averaging 12.7 points, 3.7 assists, 2.7 rebounds and 0.7 steals per game during three Green Wave contests; and on Jan. 13 after averaging 14.5 points, 6.0 assists, 5.0 rebounds and 1.5 steals in a 2-0 week…posted double-figure scoring totals on 13 occasions with three 20-plus point contests, including a season-best 22 after sinking 7-of-12 field goals with a 2-of-4 showing from beyond the 3-point arc and all six free throw opportunities at N.C. State (11/24)…drilled 4-of-7 treys against Southeastern Louisiana (11/19) and 4-of-6 vs FIU in the C-USA quarterfinals (3/13)…had four or more assists 10 times, including a season-best nine at Old Dominion (1/11)…pulled down four or more rebounds eight times, including a season-high six at Marshall (1/9)…had nine multiple-steal outings, including a career-best four thefts vs Ole Miss (11/30)…off the court, was a member of the Conference-USA Commissioner's Honor Roll and Tulane's 3.0 Club, and claimed C-USA Academic Medal honors for posting a GPA of 3.75 or higher.

High School: Three-year letterwinner at Churchill High for coach Cal Wolfsberg…helped lead the Chargers to a combined 83-22 record, finishing an area finalist as a sophomore and a regional quarterfinalist as a junior and senior…claimed first-team All-District 26-5A and San Antonio Express-News All-Area, TABC All-Region 4 Class 5A honoree each year as a prepster and finished with 1,450 career points…earned TABC All-State recognition and was tabbed San Antonio Express-News Player of the Year as both a junior and senior…averaged 18.7 points, 4.6 assists, 5.1 rebounds and 2.2 blocks as a senior…had three triple-doubles that season, including back-to-back showings against Judson and New Braunfels Canyon on Dec. 4 and 7...scored a career-high 35 points to go with eight assists, seven rebounds and three steals in her final high school contest…as a junior, averaged 15.1 points, 6.8 assists, 3.1 rebounds and 2.3 rebounds per game while connecting on 45.8 percent of her field goals with a 59-of-137 performance from beyond the 3-point arc…claimed all-tournament honors at the Lone Star Tournament and was MVP of the Hays 5A Tournament of Champions…had seven double-digit assist outings, including a career-best 16 vs East Central in the bi-district playoffs that year…as a sophomore, listed on the Express-News All-Super Team, tabbed MVP of the NEISD Tournament after leading her team to the championship and claimed all-tourney recognition at the Lone Star Tournament…in addition to her prep career, played for the San Antonio Heat select team since the fourth grade and often played two to three years up…helped guide her team to the 17u Silver National Championship at the Michael T. White Tournament in April 2009 and helped the club go 7-0 in the All-American Sports National Championship and 8-0 in the Prime Time Sports National Championship that same season…off the court, was a member of the National Honor Society, Church Retreats and Feeding The Homeless.

Personal: Born Leslie Deann Vorpahl on Aug. 8, 1995, in San Antonio, Texas…daughter of Donnie and Sallye Vorpahl…has one brother, Travis, and one sister, Stephanie…father, Donnie, played college football at Texas Lutheran…majoring in business.

Vorpahl's Game-By-Game Statistics

2014-15

Date	Opponent	GS	MIN	FG-A	3P-A	FT-A	O-D-T	PF	A	TO	BL	ST	Pts
11/14	Miss Valley St	*	28	2-8	0-3	0-0	2-2-4	2	5	3	0	4	4
11/16	McNeese St	*	25	4-7	0-2	0-0	0-2-2	2	5	2	0	3	8
11/19	LSU		15	0-1	0-1	2-2	1-2-3	2	1	2	0	1	2
11/24	NC St	*	25	1-7	0-3	2-2	1-3-4	2	2	2	1	1	4
11/28	Western Ky		18	1-6	1-5	0-0	0-1-1	0	4	2	0	0	3
11/29	Northern Iowa		14	1-3	1-2	2-2	0-1-1	3	3	1	0	1	5
12/3	Nicholls St		20	4-6	0-2	3-4	1-1-2	0	2	4	0	0	11
12/6	Arkansas-LR		22	6-9	4-6	6-7	2-3-5	1	3	5	0	1	22
12/18	Samford		17	2-7	0-3	0-0	0-0-0	0	0	0	0	0	4
12/19	Miami (Fla.)		16	1-1	0-0	2-4	0-2-2	3	2	4	0	0	4
12/22	Florida St		22	2-5	1-1	2-2	0-3-3	3	1	3	0	1	7
12/28	Cincinnati		24	7-12	4-7	0-0	0-1-1	0	3	0	0	2	18
12/30	Houston		22	1-6	1-4	3-4	0-2-2	2	3	1	0	2	6
1/4	USF		28	1-9	1-5	0-0	0-2-2	1	2	1	0	2	3
1/7	East Carolina		19	1-1	1-1	2-2	0-3-3	2	2	2	0	1	5
1/13	UCF		13	2-5	2-3	0-3	0-3-3	2	1	1	0	0	6
1/17	SMU		30	6-11	1-4	3-4	1-3-4	0	5	1	0	5	16
1/20	Tulsa		22	6-7	2-3	2-3	0-2-2	0	0	3	1	3	16
1/25	USF		27	5-13	2-6	0-0	1-0-1	2	3	2	0	1	12
1/27	Houston	*	35	4-5	3-3	0-0	0-3-3	1	5	5	0	2	11
1/31	East Carolina	*	23	1-6	0-1	2-5	1-4-5	1	6	3	1	5	4
2/3	SMU		13	1-4	1-3	2-2	0-0-0	5	1	1	1	0	5
2/7	Temple		28	5-10	3-5	0-0	0-2-2	1	7	0	0	3	13
2/10	UCF		1	0-1	0-0	0-0	0-0-0	0	0	0	0	0	0
2/14	UConn		DNP										
2/17	Temple		DNP										
2/21	Memphis		18	3-9	2-6	0-0	0-1-1	0	3	1	0	0	8
2/23	UConn		14	1-5	1-4	0-0	0-1-1	0	2	3	0	1	3
2/28	Tulsa		3	0-1	0-1	0-0	0-0-0	1	0	1	0	0	0
3/6	Houston		11	2-3	0-1	0-0	0-1-1	1	0	2	0	1	4
3/7	Tulsa		16	6-9	4-6	1-2	0-0-0	1	0	1	0	3	17
3/8	USF		26	1-3	1-1	1-2	0-1-1	2	3	2	0	0	4
3/20	Mississippi St		14	1-3	1-3	0-0	0-1-1	1	0	2	0	1	3

2013-14

Date	Opponent	GS	MIN	FG-A	3P-A	FT-A	O-D-T	PF	A	TO	BL	ST	Pts
11/8	New Orleans		19	7-11	2-3	0-1	0-2-2	4	1	1	0	2	16
11/11	McNeese State	*	27	4-8	2-3	4-6	1-3-4	2	5	2	0	1	14
11/19	SE Louisiana	*	31	4-8	4-7	0-0	0-3-3	1	4	0	0	1	12
11/22	UNCW	*	35	1-7	1-4	1-2	1-3-4	4	4	3	0	1	4
11/24	N.C. State	*	36	7-12	2-4	6-6	0-1-1	1	3	2	0	0	22
11/30	Ole Miss	*	30	0-8	0-3	2-2	0-2-2	1	3	4	0	4	2
12/3	Auburn	*	19	1-8	0-5	0-0	1-1-2	1	0	1	0	0	2
12/8	Loyola	*	31	8-13	1-3	3-4	2-3-5	2	3	6	0	3	20
12/20	Virginia	*	24	1-5	1-3	6-6	1-1-2	4	2	5	0	0	9
12/21	Saint Francis	*	29	4-9	0-3	7-8	0-1-1	3	4	4	0	2	15
12/28	Northeastern	*	28	1-3	0-1	0-0	1-3-4	3	6	2	0	0	2
12/29	Indiana State	*	27	1-7	1-3	0-0	0-1-1	2	2	1	0	1	3
1/5	LSU	*	23	1-8	0-4	1-2	2-3-5	1	2	3	0	1	3
1/9	Marshall		27	4-7	3-6	0-0	0-6-6	4	3	0	1	2	11
1/11	Old Dominion		30	6-11	3-5	3-4	1-3-4	1	9	0	0	1	18
1/15	East Carolina		25	3-7	1-3	4-6	0-1-1	4	3	2	0	1	11
1/18	Southern Miss		31	6-11	2-4	6-8	0-2-2	4	2	4	0	1	20
1/22	Charlotte		31	2-8	1-3	3-4	0-2-2	2	4	3	0	1	8
1/25	Louisiana Tech		20	1-4	0-2	0-2	0-0-0	0	3	2	0	0	2
1/29	Rice		28	5-9	1-2	1-3	0-2-2	1	5	0	0	1	12
2/1	UTEP		25	2-11	0-7	3-3	0-3-3	0	3	2	0	2	7
2/5	North Texas		25	3-12	1-8	2-4	2-1-3	1	5	4	0	1	9
2/8	UTSA		33	3-8	2-3	4-4	0-1-1	2	3	2	0	3	12
2/12	Florida Atlantic	*	27	1-4	1-2	4-4	0-4-4	2	4	5	0	3	7
2/15	FIU		18	0-3	0-3	0-0	0-3-3	0	2	3	0	0	0
2/22	UAB		DNP										
2/26	Tulsa		7	1-2	0-1	0-0	0-0-0	0	0	2	0	0	2
3/1	Southern Miss		18	1-5	1-4	0-0	0-1-1	1	3	2	0	0	3
3/5	Middle Tennessee		6	0-1	0-0	0-0	1-0-1	2	1	1	0	0	0
3/13	FIU		26	4-10	4-6	0-0	2-0-2	2	2	1	0	0	12
3/20	Miss. State		16	2-5	2-4	2-2	0-1-1	2	3	2	0	0	8

The Newcomers

#14 Taylor Emery

Guard • 5-10 • Freshman
Tampa, Fla.
Freedom HS

High School: Lettered four years in basketball at Freedom High School in Tampa, Florida ... Played the one, two and three positions ... Her 69.0 career percent shooting resulted in 2,689 career points, a new Hillsborough County record ... Scored 1,059 points in her senior campaign, a new state Florida record for high school girls basketball ... Her 36.5 scoring average ranked first in Florida and second in the entire nation ... Parade Magazine All-American ... Miss Florida Basketball 7A Player of the Year ... Florida Association of Basketball Coaches 2015 Player of the Year ... Both the Tampa Times and Tribune Player of the Year ... McDonalds All-American candidate ... First Team All-State ... Made three playoff appearances, including one Final Four ... Recorded a career high of 53 points ... Tallied on career triple-double ... Both a National Honors Society and National Science Honors Society member ... Mu Alpha Theta member (Math Honors).

Personal: Born on August 26, 1997 in Bremerton, Washington ... Daughter of Emmett Emery and Michelle Griffin ... Enjoys longboarding, video games and indoor surfing ... Favorite athlete is Derrick Rose ... Motto is, "Never satisfied with my athletic career. I always want to be better than I was the day before." ... Future plans include pursuing a career in the WNBA or overseas - Also wants to be a detective/private investigator once she retires from basketball ... Intended major is Homeland Security.



#1 Shakira Harding

Guard • 5-7 • Junior Transfer
Houma, La.
Hutchinson Community College

Hutchinson CC: Harding's sophomore class was just the third group in school history to reach 70 wins in their first two seasons, compiling a 71-2 record, with both their lone losses occurring in the NJCAA Division-I National Championship game ... As a sophomore, played in 29 games, averaging 7.4 points, 2.5 rebounds, and 2.6 assists, while shooting 45.7 percent from the field and 38.7 percent from beyond the arc ... Career highs include 18 points, eight assists, and three steals ... During the Blue Demons' post-season run, Harding's scoring average increased to 10.3 points per game.

High School: Lettered all four years in basketball playing the one and two at Vanderbilt Catholic ... Amassed 1,002 career points, averaging 8.2 points per game ... Scored a career high 24 points in a single game ... Won one state championship ... All-District honoree all four years ... MVP All-Region and All-State selection in both her junior and senior years ... Lettered three years in track ... Earned a third place finish at State in hurdles.

Personal: Born March 20, 1995 in Houma, Louisiana ... Daughter of Gregory Harding & Sharon Picou ... Has a younger brother Gregory Jr. and an older sister Shira ... Enjoys reading in her downtime ... Favorite athlete is Kobe Bryant ... Her father, Gregory, played for the New Orleans Saints ... Future plans include attending medical school ... Intended major is Cell & Molecular Biology.

#34 Ksenija Madzarevic

Center • 6-5 • Freshman
Novi Sad, Serbia
Rabun Gap Nacoochee HS

High School: Attended Rabun Gap Nacoochee in Rabun Gap, Georgia ... Played in 30 games in her senior year, averaging 6.1 points, 3.7 rebounds, 1.7 assists, and 2.8 blocks per game ... Ranked as the 49th best post in the country by ESPN ... 2015 State Championship runner-up ... All-Conference selection for the second straight year ... Nominated for McDonalds All-American ... Picked to play in North Georgia All-Star Classic.

Personal: Born June 24, 1997 in Novi Sad, Serbia ... Has two older sisters, Isidora and Anastazija ... Favorite hobby is traveling ... Favorite athlete is Dwight Howard ... Future plans include pursuing a career in architecture.

#22 Meredith Schulte

Guard • 6-0 • Freshman
Braselton, Ga.
Mill Creek HS

High School: Lettered four years in basketball at Mill Creek High School ... Finished third in school history with 1,172 career points and second all time in career rebounds ... First player in school history to achieve a Triple-Double ... Career highs of 34 points and 16 rebounds ... Averaged 17 points, seven rebounds, two assists, and two steals as a senior ... Four-star recruit by Prospects Nation ... Ranked 16th best wing by ESPN ... 2015 Rregion 7A Player of the Year ... Selected to the GACA North South All-Star game ... 2015 First Team All-County ... 2015 Naismith Third Team All-Metro ... Participated in FCA, Relay for life, and was a volunteer/instructor at 'Getting2Tri' amputee camp.

Personal: Born October 21, 1996, in Lawrenceville, Georgia ... Daughter of Stephen and Amne Schulte ... Has one older sister, Mariamne ... Hobbies include traveling and spending time at the lake ... Favorite athlete is Maya Moore ... Drives a 1967 Fastback Mustang ... Intends to major in Business and play professional basketball.

The Newcomers

#15 Tene Thompson

Guard • 5-11 • Freshman
Powder Spring, Ga.
Hillgrove HS

High School: Lettered four years in basketball playing guard at Hillgrove High School in Powder Springs, Georgia ... Qualified for playoffs all four years, including a run to the 2012 6A State Basketball Championship game ... 2015 All-State honorable mention ... Recorded a career high 30 points ... Logged her first double-double against fifth nationally ranked McEachern High ... Named to 2015 First Team All-Region ... Recognized by the Naismith committee with All-Metro Honorable Mention honors ... Participated in the GHCA North-South Senior All-Star game ... Also lettered all four years in track ... Was the 2015 High Jump State Champion ... P.R. of 5'8 ... Member of the Science National Honor Society ... Two-time student government representative.

Personal: Born July 25, 1997 in Atlanta, Georgia ... Daughter of Troy & Nichole Thompson ... Has two younger sisters, Taylor and Tori, and an older brother, Troy, who played QB in the Naval Academy class of 2017 ... Grandfather, Nathaniel Adams Jr. was a hall of fame sprinter at Purdue ... Uncle, Brandon Williams, was a Michigan cornerback who played in the NFL for the Broncos, Jets, Bengals and Falcons ... One thing nobody knows about her is that she wanted to be an Olympic Ice Skater just like Kristi Yamaguchi - skated for five-six years and competed in U.S. figure skating events ... Intended major is Business/Pre-Med.

#25 Harlyn Wyatt

Forward • 6-2 • Freshman
Atlanta, Ga.
Benjamin E. Mays HS

High School: Attended Benjamin E. Mays High School ... Lettered four years in basketball where she played power forward/center ... Led team to a 27-3 record and first championship game since 2003 - Region 5A State Championship runner-ups ... 5A First Team All-State honoree ... Two-time First Team All-Region 5A selection (2014 & 2015) ... 2015 GACA All-Star ... 2015 Naismith Award winner ... Averaged 16 points and eight rebounds as a senior ... Ranked as the No. 2 post in the state of Georgia ... Participated in Title IX National Tournament ... Also lettered two years in softball (starting pitcher) and one year in volleyball ... Was named school's MVP for 2013-14 softball season ... Graduated with Honors ... Honor Roll from 2011 through 2014 ... Part of the following: National Society High School Scholars, Beta Club, Journalism Club, St. Paul of the Cross Youth Ministries, and Delta Gamma Academy-Public Service.

Personal: Born on May 31, 1997, in her hometown of Atlanta ... Daughter of Horace and April Wyatt ... Her father Horace played basketball at Clemson University (1978-82) before being drafted to the Atlanta Hawks in 1982 ... Has two younger brothers, Hayden and Horace Jr. ... Hobbies include watching movies, reading, traveling, shopping and spending time with friends ... Favorite athlete is Lisa Leslie ... Plans to become a sports television host or broadcaster.

2014-15 Season Stats

All games

RECORD:	OVERALL	HOME	AWAY	NEUTRAL
ALL GAMES	22-11	11-4	8-4	3-3
CONFERENCE	11-7	6-3	5-4	0-0
NON-CONFERENCE	11-4	5-1	3-0	3-3

					Total		3-Point		F-Throw		Rebounds											
##	Player	gp-gs	min	avg	fg-fga	fg%	3fg-fga	3fg%	ft-fta	ft%	off	def	tot	avg	pf	dq	a	to	blk	stl	pts	avg
03	MORGAN, Kolby	33-31	942	28.5	146-338	.432	37-123	.301	72-98	.735	49	101	150	4.5	62	1	50	72	8	69	401	12.2
20	BLAGG, Danielle	33-28	834	25.3	106-322	.329	58-167	.347	39-57	.684	26	86	112	3.4	43	0	44	40	5	37	309	9.4
11	VORPAHL, Leslie	31-5	609	19.6	78-183	.426	37-95	.389	35-50	.700	10	50	60	1.9	41	1	74	60	4	44	228	7.4
23	KAPLAN, Jamie	32-31	876	27.4	71-201	.353	19-67	.284	61-81	.753	13	70	83	2.6	24	0	150	93	1	36	222	6.9
45	DURU, Chinwe	32-14	639	20.0	84-170	.494	0-0	.000	44-71	.620	52	75	127	4.0	79	1	8	51	39	11	212	6.6
22	DALE, Tiffany	33-30	826	25.0	87-169	.515	0-1	.000	43-77	.558	84	121	205	6.2	77	1	32	64	35	42	217	6.6
33	LATHAM, Courtnie	33-4	600	18.2	68-169	.402	16-49	.327	28-36	.778	17	62	79	2.4	33	0	49	50	4	25	180	5.5
15	EBOMWONYI, Adesu	33-0	615	18.6	66-169	.391	9-39	.231	24-34	.706	46	91	137	4.2	47	0	22	27	7	34	165	5.0
30	JONES, Tierra	30-22	420	14.0	48-90	.533	0-0	.000	27-56	.482	38	61	99	3.3	79	3	19	46	1	18	123	4.1
24	HALL, Paije	3-0	15	5.0	1-4	.250	0-0	.000	2-4	.500	1	5	6	2.0	0	0	0	0	0	0	4	1.3
13	CRUICKSHANK, Cayla	19-0	113	5.9	8-29	.276	1-8	.125	7-12	.583	3	8	11	0.6	4	0	4	9	2	6	24	1.3
42	ROGERS, Morgan	19-0	104	5.5	10-20	.500	0-0	.000	4-7	.571	4	25	29	1.5	21	0	1	15	5	2	24	1.3
01	LAFLOE, Brook	4-0	7	1.8	1-3	.333	0-2	.000	0-0	.000	0	0	0	0.0	0	0	0	0	0	0	2	0.5
	Team										69	55	124		1			17				
	Total.....	33	6600		774-1867	.415	177-551	.321	386-583	.662	412	810	1222	37.0	511	7	453	544	111	324	2111	64.0
	Opponents.....	33	6600		711-1873	.380	180-606	.297	321-483	.665	443	787	1230	37.3	562	-	415	621	104	294	1923	58.3

TEAM STATISTICS	TLN	OPP
SCORING	2111	1923
Points per game	64.0	58.3
Scoring margin	+5.7	-
FIELD GOALS-ATT	774-1867	711-1873
Field goal pct	.415	.380
3 POINT FG-ATT	177-551	180-606
3-point FG pct	.321	.297
3-pt FG made per game	5.4	5.5
FREE THROWS-ATT	386-583	321-483
Free throw pct	.662	.665
F-Throws made per game	11.7	9.7
REBOUNDS	1222	1230
Rebounds per game	37.0	37.3
Rebounding margin	-0.2	-
ASSISTS	453	415
Assists per game	13.7	12.6
TURNOVERS	544	621
Turnovers per game	16.5	18.8
Turnover margin	+2.3	-
Assist/turnover ratio	0.8	0.7
STEALS	324	294
Steals per game	9.8	8.9
BLOCKS	111	104
Blocks per game	3.4	3.2
ATTENDANCE	16841	38206
Home games-Avg/Game	15-1123	12-1553
Neutral site-Avg/Game	-	6-3261

Score by Periods	1st	2nd	Totals
Tulane	983	1128	2111
Opponents	894	1029	1923

	Date	Opponent		Score	Att.
	11/14/14	MISSISSIPPI VALLEY ST	W	87-47	886
	11/16/14	at McNeese	W	75-55	384
	11/19/14	at LSU	W	51-45	2111
	11/24/14	NC STATE	W	60-51	648
	11/28/14	vs Western Kentucky	L	64-69	258
	11/29/14	vs Northern Iowa	W	71-48	218
	12/03/14	NICHOLLS STATE	W	77-44	843
	12/6/14	at UALR	W	74-58	529
	12/18/14	SAMFORD	W	58-56	567
	12/19/14	MIAMI	W	70-65	1022
	12/22/14	FLORIDA STATE	L	54-65	1000
*	12/28/14	at Cincinnati	W	60-50	531
*	12/30/14	HOUSTON	W	70-40	644
*	1/4/15	SOUTH FLORIDA	L	40-53	1587
*	01/07/15	at East Carolina	W	76-63	998
*	1/13/15	at UCF	W	71-70	1121
*	1/17/15	SMU	W	60-58	868
*	1/20/15	TULSA	W	73-34	825
*	1/25/15	at South Florida	L	45-64	1488
*	01/27/15	at Houston	W	63-46	340
*	1/31/15	EAST CAROLINA	L	63-67	1400
*	02/03/15	at SMU	W	84-60	641
*	2/7/15	TEMPLE	W	77-63	1366
*	2/10/15	UCF	W	66-55	1072
*	02/14/15	at UConn	L	39-87	9347
*	02/17/15	at TEMPLE	L	58-69	651
*	2/21/15	MEMPHIS	W	75-65	2213
*	2/23/15	UCONN	L	47-94	1900
*	02/28/15	at Tulsa	L	52-55	500
	03/06/15	vs Houston	W	64-39	4669
	03/07/15	vs Tulsa	W	71-53	5177
	03/08/15	vs South Florida	L	69-78	6531
	3/20/15	vs Mississippi State	L	47-57	2712

* - Conference game

2014-15 Conference Stats

Conference games

RECORD:	OVERALL	HOME	AWAY	NEUTRAL
ALL GAMES	11-7	6-3	5-4	0-0
CONFERENCE	11-7	6-3	5-4	0-0
NON-CONFERENCE	0-0	0-0	0-0	0-0

					Total		3-Point		F-Throw		Rebounds											
##	Player	gp-gs	min	avg	fg-fga	fg%	3fg-fga	3fg%	ft-fta	ft%	off	def	tot	avg	pf	dq	a	to	blk	stl	pts	avg
03	MORGAN, Kolby	18-18	528	29.3	78-193	.404	20-67	.299	35-46	.761	25	49	74	4.1	35	0	29	35	6	42	211	11.7
20	BLAGG, Danielle	18-18	469	26.1	63-176	.358	34-98	.347	16-26	.615	13	52	65	3.6	19	0	25	27	3	26	176	9.8
11	VORPAHL, Leslie	16-2	320	20.0	44-105	.419	24-56	.429	14-23	.609	3	27	30	1.9	18	1	43	25	3	27	126	7.9
45	DURU, Chinwe	17-8	368	21.6	53-104	.510	0-0	.000	24-39	.615	31	44	75	4.4	46	1	6	24	21	8	130	7.6
23	KAPLAN, Jamie	17-16	467	27.5	36-107	.336	6-33	.182	38-49	.776	5	34	39	2.3	12	0	85	51	0	15	116	6.8
22	DALE, Tiffany	18-17	470	26.1	43-89	.483	0-0	.000	24-41	.585	47	77	124	6.9	39	1	24	40	20	21	110	6.1
33	LATHAM, Courtnie	18-0	330	18.3	40-93	.430	8-29	.276	14-18	.778	9	34	43	2.4	14	0	17	33	4	17	102	5.7
15	EBOMWONYI, Adesu	18-0	345	19.2	38-91	.418	3-17	.176	13-17	.765	29	46	75	4.2	24	0	9	15	5	18	92	5.1
30	JONES, Tierra	15-11	181	12.1	14-34	.412	0-0	.000	7-14	.500	13	24	37	2.5	34	1	8	23	0	7	35	2.3
24	HALL, Paije	2-0	11	5.5	1-3	.333	0-0	.000	2-4	.500	1	3	4	2.0	0	0	0	0	0	0	4	2.0
01	LAFLOE, Brook	2-0	5	2.5	1-3	.333	0-2	.000	0-0	.000	0	0	0	0.0	0	0	0	0	0	0	2	1.0
13	CRUICKSHANK, Cayla	10-0	51	5.1	4-10	.400	0-4	.000	2-4	.500	2	3	5	0.5	2	0	0	5	0	1	10	1.0
42	ROGERS, Morgan	11-0	55	5.0	2-7	.286	0-0	.000	1-2	.500	1	11	12	1.1	8	0	0	8	1	2	5	0.5
	Team										33	29	62					12				
	Total.....	18	3600		417-1015	.411	95-306	.310	190-283	.671	212	433	645	35.8	251	4	246	298	63	184	1119	62.2
	Opponents.....	18	3600		417-1060	.393	108-358	.302	151-225	.671	250	435	685	38.1	279	-	263	323	62	172	1093	60.7

TEAM STATISTICS	TLN	OPP
SCORING	1119	1093
Points per game	62.2	60.7
Scoring margin	+1.4	-
FIELD GOALS-ATT	417-1015	417-1060
Field goal pct	.411	.393
3 POINT FG-ATT	95-306	108-358
3-point FG pct	.310	.302
3-pt FG made per game	5.3	6.0
FREE THROWS-ATT	190-283	151-225
Free throw pct	.671	.671
F-Throws made per game	10.6	8.4
REBOUNDS	645	685
Rebounds per game	35.8	38.1
Rebounding margin	-2.2	-
ASSISTS	246	263
Assists per game	13.7	14.6
TURNOVERS	298	323
Turnovers per game	16.6	17.9
Turnover margin	+1.4	-
Assist/turnover ratio	0.8	0.8
STEALS	184	172
Steals per game	10.2	9.6
BLOCKS	63	62
Blocks per game	3.5	3.4
ATTENDANCE	11875	15617
Home games-Avg/Game	9-1319	9-1735
Neutral site-Avg/Game	-	0-0

Score by Periods	1st	2nd	Totals
Tulane	545	574	1119
Opponents	536	557	1093

	Date	Opponent		Score	Att.
*	12/28/14	at Cincinnati	W	60-50	531
*	12/30/14	HOUSTON	W	70-40	644
*	1/4/15	SOUTH FLORIDA	L	40-53	1587
*	01/07/15	at East Carolina	W	76-63	998
*	1/13/15	at UCF	W	71-70	1121
*	1/17/15	SMU	W	60-58	868
*	1/20/15	TULSA	W	73-34	825
*	1/25/15	at South Florida	L	45-64	1488
*	01/27/15	at Houston	W	63-46	340
*	1/31/15	EAST CAROLINA	L	63-67	1400
*	02/03/15	at SMU	W	84-60	641
*	2/7/15	TEMPLE	W	77-63	1366
*	2/10/15	UCF	W	66-55	1072
*	02/14/15	at UConn	L	39-87	9347
*	02/17/15	at TEMPLE	L	58-69	651
*	2/21/15	MEMPHIS	W	75-65	2213
*	2/23/15	UCONN	L	47-94	1900
*	02/28/15	at Tulsa	L	52-55	500

* - Conference game

2014-15 Results/Scoring Breakdown

Date	Opponent	Result	Score	Record	Attendance	High Points	High Rebounds	High Assists
11/14	Miiss Valley State	W	87-47	1-0	886	Morgan (16)	Duru/Morgan (5)	Vorpahl (6)
11/16	McNeese State	W	75-55	2-0	384	Jones (16)	Dale/Duru (10)	Kaplan/Vorpahl (5)
11/19	LSU	W	51-45	3-0	939	Morgan (13)	Dale (6)	Kaplan (6)
11/24	NC State	W	60-51	4-0	648	Morgan (15)	Morgan (8)	Kaplan (5)
11/28	Western Kentucky	L	69-64	4-1	258	Morgan (25)	Morgan (8)	Kaplan (7)
11/29	Northern Iowa	W	71-48	5-1	204	Jones (12)	Morgan (10)	Morgan/Vorpahl (3)
12/3	Nicholls State	W	77-44	6-1	843	Morgan (15)	Ebomwonyi (14)	Latham (6)
12/6	UALR	W	74-58	7-1	529	Vorpahl (22)	Jones (10)	Latham/Vorpahl (3)
12/18	Samford	W	58-56	8-1	567	Blagg (16)	Ebomwonyi (8)	Kaplan (5)
12/19	Miami (Fla.)	W	70-65	9-1	1,022	Morgan (18)	Morgan (7)	Latham (6)
12/22	Florida State	L	65-54	9-2	1,000	Dale (17)	Dale/Duru (6)	Kaplan (7)
12/28	Cincinnati	W	60-50	10-2, 1-0	531	Vorpahl (18)	Dale (14)	Dale (4)
12/30	Houston	W	70-40	11-2, 2-0	644	Blagg (14)	Ebomwonyi (10)	Kaplan (6)
1/4	USF	L	53-40	11-3, 2-1	1,587	Kaplan (9)	Dale/Morgan (8)	Jones/Kaplan/Morgan/Vorpahl (2)
1/7	East Carolina	W	76-63	12-3, 3-1	998	Morgan (15)	Duru (9)	Kaplan (9)
1/13	UCF	W	71-70	13-3, 4-1	1,121	Blagg (20)	Morgan (8)	Kaplan (6)
1/17	SMU	W	60-58	14-3, 5-1	868	Blagg/Vorpahl (16)	Blagg/Dale (9)	Vorpahl (5)
1/20	Tulsa	W	73-34	15-3, 6-1	825	Morgan (17)	Ebomwonyi (8)	Blagg/Kaplan/Latham (3)
1/25	USF	L	64-45	15-4, 6-2	1,448	Vorpahl (12)	Morgan (6)	Morgan/Vorpahl (3)
1/27	Houston	W	63-46	16-4, 7-2	340	Blagg (15)	Blagg (6)	Vorpahl (5)
1/31	East Carolina	L	67-63	16-5, 7-3	1,440	Latham (13)	Duru (7)	Vorpahl (6)
2/3	SMU	W	84-60	17-5, 8-3	641	Morgan (18)	Dale (6)	Kaplan (5)
2/7	Temple	W	77-63	18-5, 9-3	1,366	Duru (23)	Duru (9)	Kaplan (8)
2/10	UCF	W	66-55	19-5, 10-3	1,072	Morgan (16)	Morgan (6)	Morgan (5)
2/14	UConn	L	87-39	19-6, 10-4	9.347	Blagg (10)	Blagg/Dale (6)	Kaplan (5)
2/17	Temple	L	69-58	19-7, 10-5	651	Blagg (17)	Dale (12)	Kaplan (7)
2/21	Memphis	W	75-65	20-7, 11-5	2,213	Morgan (22)	Dale (11)	Kaplan (13)
2/23	UConn	L	94-47	20-8, 11-6	1,900	Latham (12)	Morgan (11)	Kaplan (3)
2/28	Tulsa	L	55-52	20-9, 11-7	500	Duru (15)	Dale (15)	Kaplan (6)
3/6	Houston	W	64-39	21-9	4,669	Latham (14)	Jones (7)	Kaplan (4)
3/7	Tulsa	W	71-53	22-9	5,177	Vorpahl (17)	Dale (5)	Latham (5)
3/8	USF	L	78-69	22-10	6,531	Blagg (19)	Kaplan/Morgan (5)	Kaplan (6)
3/20	Mississippi St	L	57-47	22-11	2,712	Morgan (17)	Dale (9)	Kaplan (5)

Green Wave Scoring Breakdown

Date	Opponent	Pts in Paint (TUL-Opp)	Pts Off TO (TUL-Opp)	2nd Chance Pts (TUL-Opp)	Fast Break Pts (TUL-Opp)	Bench Pts (TUL-Opp)	Largest Lead	Largest Deficit	Lead Changes	Ties
11/14	Miss Valley St	42-20	43-6	15-12	20-0	47-17	40	-	-	-
11/16	McNeese St	36-24	20-10	19-19	6-0	32-21	22	-	-	4
11/19	LSU	20-28	16-21	7-10	4-2	8-16	8	2	6	2
11/24	NC State	28-14	15-15	9-7	4-6	18-10	11	7	13	4
11/28	Western Ky	20-30	15-13	12-11	6-4	11-14	11	10	5	3
11/29	Northern Iowa	30-16	16-11	10-6	2-0	33-21	24	-	-	-
12/3	Nicholls St	40-16	25-4	19-4	12-0	37-21	35	1	2	1
12/6	UALR	32-24	23-11	1-8	4-6	44-21	23	5	1	0
12/18	Samford	32-18	17-16	18-0	0-0	19-2	14	6	9	3
12/19	Miami (Fla.)	26-22	24-23	12-12	2-6	23-29	14	5	4	0
12/22	Florida St.	32-38	13-22	8-17	0-8	20-18	-	18	-	1
12/28	Cincinnati	38-14	19-8	18-2	14-2	26-9	16	1	2	1
12/30	Houston	36-12	18-10	17-6	6-0	31-13	31	-	-	2
1/4	USF	22-20	12-6	9-7	8-6	13-11	-	18	-	3
1/7	East Carolina	34-36	16-16	9-19	4-8	28-13	20	6	7	4
1/13	UCF	26-32	19-9	15-15	2-2	22-16	2	10	6	3
1/17	SMU	26-16	13-7	4-10	6-2	21-19	3	8	10	6
1/20	Tulsa	34-18	18-11	9-11	8-2	29-5	43	-	-	-
1/25	USF	22-24	11-6	13-8	4-7	26-13	-	23	0	2
1/27	Houston	24-18	25-7	4-11	6-0	15-4	20	3	2	2
1/31	East Carolina	36-28	24-13	12-10	6-0	39-19	10	9	9	4
2/3	SMU	30-12	16-18	10-12	9-2	29-22	24	3	1	1
2/7	Temple	30-32	22-14	12-7	4-8	33-5	21	2	1	1
2/10	UCF	14-30	15-6	16-7	0-0	18-9	12	-	-	-
2/14	UConn	18-48	6-28	7-12	2-11	13-25	-	50	-	-
2/17	Temple	24-34	17-27	13-11	6-12	4-14	7	11	8	1
2/21	Memphis	30-34	15-10	14-15	8-6	32-19	14	2	5	5
2/23	UConn	10-46	6-30	11-8	4-14	21-20	1	47	2	0
2/28	Tulsa	30-20	15-14	6-3	8-4	8-21	8	5	13	5
3/6	Houston	26-12	19-13	17-4	6-2	27-15	34	-	-	-
3/7	Tulsa	22-36	26-16	3-9	6-2	27-31	23	8	2	3
3/8	USF	22-22	12-6	7-10	3-7	32-27	3	11	4	4
3/20	Mississippi St	10-30	15-19	8-13	8-10	14-25	2	18	8	2
Totals		902-824	586-446	364-316	188-139	800-545	43 (Tulsa)	50 (at UConn)	13 (2x)	6
Average		27.3-25.0	17.8-13.5	11.0-9.6	5.7-4.2	24.2-16.5				
Margin		+2.3	+4.3	+1.4	+1.5	+7.7				

2014-15 Season Stats

GAME-BY-GAME TEAM COMPARISON

Opponent	1st	2nd	OT	Score	Margin	Total FG	FG%	3PT FG	3-FG%	Free Throws	FT%	Rebs	A	TO	Blk	Stl	Fouls
Miss Valley State	38/24	49/23		87/47	+40	32-67/16-50	.478/.320	2-12/5-16	.167/.313	21-35/10-16	.600/.625	42/37	16/5	13/32	5/3	20/5	16/26
McNeese State	32/25	43/30		75/55	+20	30-60/20-66	.500/.303	4-13/5-14	.308/.357	11-18/10-18	.611/.556	46/40	18/10	19/20	6/0	10/8	18/20
LSU	21/18	30/27		51/45	+6	17-36/17-50	.472/.340	5-13/2-7	.385/.286	12-8/9-17	.667/.529	27/35	13/8	22/21	1/1	7/16	17/19
NC State	24/18	36/33		60-51	+9	21-51/16-52	.412/.308	3-17/5-16	.176/.313	15-23/14-18	.652/.778	37/35	14/5	16/18	4/3	7/6	17/23
Western Kentucky	30/27	34/42		64/69	-5	23-63/27-59	.365/.458	9-28/6-21	.321/.286	9-18/9-15	.500/.600	39/43	15/18	16/21	2/4	8/7	17/17
Northern Iowa	43/21	28/27		71/48	+23	24-51/15-55	.471/.273	7-14/6-25	.500/.240	16-22/12-21	.727/.571	48/25	13/12	15/10	0/0	4/4	20/16
Nicholls St	34/23	43/21		77/44	+33	32-71/15-52	.451/.288	6-18/3-20	.333/.150	7-14/11-3	.500/.846	52/30	20/7	17/23	2/2	8/10	15/17
UALR	28/22	46/36		74/58	+16	26-53/20-55	.491/.364	7-15/7-19	.467/.368	15-22/11-15	.682/.733	37/32	12/14	19/22	4/3	4/11	18/20
Samford	26/19	32/37		58/56	+2	22-66/19-46	.333/.413	2-16/8-17	.125/.471	12-16/10-14	.750/.714	41/34	9/11	8/16	4/1	8/3	14/16
Miami (Fla.)	29/28	41/37		70-65	+5	21-47/23-57	.447/.404	6-12/7-19	.500/.368	22-35/12-25	.629/.480	37/33	16/10	26/22	2/3	13/17	19/26
Florida St	21/36	33/29		54/65	-11	20-63/26-60	.317/.433	3-17/2-14	.176/.143	11-16/11-6	.688/.688	35/50	13/11	17/22	7/4	10/10	18/17
Cincinnati	32/20	28/30		60/50	+10	26-71/19-52	.366/.365	4-13/7-17	.308/.412	4-7/5-8	.571/.625	46/34	14/10	10/17	4/3	7/4	13/11
Houston	40/21	30/19		70/40	+30	26-61/12-51	.426/.235	2-17/4-16	.118/.250	16-21/12-19	.762/.632	46/37	14/9	17/22	0/1	12/10	18/21
USF	18/26	22/27		40/53	-13	16-65/19-51	.246/.373	2-21/5-18	.095/.278	6-12/10-15	.500/.667	43/45	10/12	19/24	3/2	11/9	15/14
East Carolina	38/31	38/32		76/63	+13	26-46/23-77	.565/.299	5-8/4-22	.625/.182	19-30/13-21	.633/.619	36/49	16/14	18/17	4/6	10/8	21/26
UCF	30/37	41/33		71/70	+1	22-57/27-65	.386/.415	7-23/6-16	.304/.375	20-34/10-15	.588/.667	41/40	12/16	17/16	2/5	5/9	16/25
SMU	29/35	31/23		60/58	+2	23-52/20-56	.442/.357	5-12/5-16	.417/.313	9-16/13-17	.563/.765	33/37	12/12	17/19	5/8	16/9	13/16
Tulsa	39/17	34/17		73/34	+39	29-60/14-55	.483/.255	8-22/1-20	.364/.050	7-11/5-8	.636/.625	45/33	15/7	22/23	1/0	10/13	11/14
USF	17/33	28/31		45/64	-19	18-57/27-63	.316/.429	4-17/7-22	.235/.318	5-6/3-7	.833/.429	31/48	10/16	13/15	6/5	10/5	13/9
Houston	26/18	37/28		63/46	+17	21-50/20-59	.420/.339	7-12/4-16	.583/.250	14-19/2-5	.737/.400	32/41	13/12	15/23	6/5	15/11	11/19
East Carolina	23/29	40/38		63/67	-4	23-52/23-54	.442/.426	3-13/8-24	.231/.333	14-23/13-17	.609/.765	32/32	16/18	16/19	5/1	13/9	15/20
SMU	36/28	48/32		84/60	+24	27-47/21-54	.574/.389	8-18/8-27	.444/.296	22-28/10-18	.786/.556	33/26	18/17	15/18	4/3	8/8	20/19
Temple	45/26	32/37		77/63	+14	30-61/22-60	.492/.367	5-11/3-24	.455/.125	12-17/16-22	.706/.727	38/36	21/11	17/18	3/2	8/10	18/16
UCF	35/29	31/26		66/55	+11	19-55/23-57	.345/.404	9-21/4-16	.429/.250	19-25/5-6	.760/.833	30/44	13/13	9/22	2/5	11/4	9/19
UConn	12/42	27/45		39/87	-48	17-55/36-74	.309/.486	5-20/12-31	.250/.387	0-0/3-4	.000/.750	30/45	7/25	21/9	3/7	8/12	6/5
Temple	32/37	26/32		58/69	-11	23-56/27-57	.411/.474	4-21/9-21	.190/.429	8-10/6-10	.800/.600	36/30	13/16	21/15	4/4	9/16	15/11
Memphis	40/35	35/30		75/65	+10	30-61/27-65	.492/.415	9-23/3-11	.391/.273	6-12/8-11	.500/.727	37/37	22/13	11/13	4/0	8/6	10/15
UConn	25/45	22/49		47/94	-47	19-57/37-66	.333/.561	6-19/11-28	.316/.393	3-4/9-10	.750/.900	30/37	9/26	23/10	1/5	7/18	10/8
Tulsa	28/27	24/28		52-55	-3	22-52/20-44	.423/.455	2-15/7-13	.133/.538	6-8/8-12	.750/.667	26/31	11/16	17/23	6/0	16/11	17/11
Houston	30/10	34/29		64/39	+25	24-52/13-50	.462/.260	5-9/3-16	.556/.188	11-16/10-16	.688/.625	38/35	14/4	15/18	4/5	10/7	10/7
Tulsa	31/26	40/27		71/53	+18	27-56/21-47	.482/.447	10-17/3-11	.588/.273	7-10/8-11	.700/.727	26/31	11/10	16/27	2/1	17/7	16/13
USF	29/34	40/44		69/78	-9	25-66/26-57	.379/.456	8-24/8-23	.333/.348	11-12/18-23	.917/.783	35/41	13/16	7/8	1/4	3/3	20/16
Mississippi St	22/27	25/30		47/57	-10	13-47/20-56	.277/.357	5-18/2-11	.278/.182	16-25/15-21	.640/.714	34/43	10/11	20/16	4/8	10/8	20/22

*Tulane/Opponent format

Tulane's Record When...

Scoring 80+ points	2-0
Scoring 70-79 points	11-0
Scoring 60-69 points	5-3
Scoring less than 60 points	2-8
Giving up 80+ points	0-2
Giving up 70-79 points	2-1
Giving up 60-69 points	6-5
Giving up 50-59 points	8-3
Giving up less than 50 points	8-0
Shooting 55% FGs or better	2-0
Shooting 50-54% FGs	1-0
Shooting 45-49% FGs	10-0
Shooting 40-44% FGs	5-3
Shooting under 40% FGs	4-8
Opponents shoot 50% FGs or better	0-1
Opponents shoot 45-49% FGs	0-5
Opponents shoot 40-44% FGs	6-3
Opponents shoot 35-39% FGs	5-2
Opponents shoot under 35% FGs	11-0
Shoots better than opponent	19-1
Shoots worse than opponent	3-10
Tulane out-rebounds opponent	15-1
Equal number of rebounds	1-0
Opponents out-rebound Tulane	6-10
Tulane has fewer turnovers than opponent	17-7
Teams have same number of turnovers	0-0
Tulane has more turnovers than opponent	5-4
Leading at halftime	20-2
Tied at halftime	0-0
Trailing at halftime	2-9
Tulane shoots more FTs than opponent	16-3
Tulane shoots fewer FTs than opponent	4-6
Teams shoot same number of FTs	2-2
Game goes to overtime	0-0
Margin is five points or less	4-3
Margin is 6-10 points	4-2
Margin is 11-15 points	3-3
Margin is 16-20 points	4-1
Margin is 21+ points	7-2
Overall record	22-11
American Athletic Conference record	11-7
Record at home	11-4
Record on road	8-4
Record in neutral-site games	3-3
Record vs. AP-ranked teams	0-3
Record when on TV / N'tl Stream	10-8
Coming off a win	14-8
Coming off a loss	7-3
In day games (start before 5 p.m.)	7-7
In night games (start 5 p.m. or later)	15-4
Playing in November	5-1
Playing in December	6-1
Playing in January	5-3
Playing in February	4-4
Playing in March	2-2

Green Wave Starting Lineups

Opponent	G	G	G	F	F	Record
Miss Valley St	Kaplan	Vorpahl	Blagg	Jones	Dale	1-0
McNeese St	Kaplan	Vorpahl	Blagg	Jones	Dale	2-0
LSU	Kaplan	Morgan	Blagg	Jones	Dale	1-0
NC State	Kaplan	Vorpahl	Morgan	Jones	Dale	1-0
Western Ky	Kaplan	Morgan	Blagg	Jones	Dale	1-1
Northern Iowa	Kaplan	Morgan	Blagg	Jones	Dale	2-1
Nicholls St	Kaplan	Morgan	Blagg	Jones	Duru	1-0
UALR	Kaplan	Morgan	Blagg	Jones	Duru	2-0
Samford	Kaplan	Morgan	Blagg	Jones	Dale	3-1
Miami (Fla.)	Kaplan	Morgan	Blagg	Jones	Dale	4-1
Florida St	Kaplan	Morgan	Blagg	Jones	Dale	4-2
Cincinnati	Kaplan	Morgan	Blagg	Jones	Dale	5-2
Houston	Kaplan	Morgan	Blagg	Jones	Dale	6-2
USF	Kaplan	Morgan	Blagg	Jones	Dale	6-3
East Carolina	Kaplan	Morgan	Blagg	Jones	Dale	7-3
UCF	Kaplan	Morgan	Blagg	Jones	Dale	8-3
SMU	Kaplan	Morgan	Blagg	Jones	Dale	9-3
Tulsa	Kaplan	Morgan	Blagg	Jones	Dale	10-3
USF	Kaplan	Morgan	Blagg	Jones	Dale	10-4
Houston	Vorpahl	Morgan	Blagg	Jones	Dale	1-0
East Carolina	Vorpahl	Morgan	Blagg	Jones	Dale	1-1
SMU	Kaplan	Morgan	Blagg	Duru	Dale	1-0
Temple	Kaplan	Morgan	Blagg	Jones	Duru	3-0
UCF	Kaplan	Morgan	Blagg	Duru	Dale	2-0
UConn	Kaplan	Morgan	Blagg	Duru	Dale	2-1
Temple	Kaplan	Morgan	Blagg	Duru	Dale	2-2
Memphis	Kaplan	Morgan	Blagg	Duru	Dale	3-2
UConn	Kaplan	Morgan	Blagg	Duru	Dale	3-3
Tulsa	Kaplan	Morgan	Blagg	Duru	Dale	3-4
Houston	Kaplan	Morgan	Latham	Duru	Dale	1-0
Tulsa	Kaplan	Morgan	Latham	Duru	Dale	2-0
USF	Kaplan	Morgan	Latham	Duru	Dale	2-1
Mississippi St	Kaplan	Morgan	Latham	Duru	Dale	2-2

TULANE TEAM HIGHS

Points	87	vs Miss. Valley St (11/14/14)
Field Goals Made	32, 2x	last vs Nicholls St (12/3/14)
Field Goals Attempted	71, 2x	last at Cincinnati (12/28/14)
FG %	.574 (27-47)	at SMU (2/3/15)
3PT FG Made	10	vs Tulsa (3/7/15)
3PT FG Attempted	28	vs Western Ky. (11/28/14)
3PT FG %	.625 (5-8)	at East Carolina (1/7/15)
FT Made	22, 2x	last at SMU (2/3/15)
FT Attempted	35, 2x	last vs Miami (12/19/14)
FT %	.917 (11-12)	vs USF (3/8/15)
Rebounds	52	vs Nicholls St (12/3/14)
Assists	22	vs Memphis (2/21/15)
Steals	21	vs Miss. Valley St (11/14/14)
Blocked Shots	8	vs Mississippi St (3/20/15)
Turnovers	26	vs Miami (12/19/14)
Fouls	21	at East Carolina (1/7/15)

TULANE TEAM LOWS

Points	39	at UConn (2/14/15)
Field Goals Made	13	vs Mississippi St (3/20/15)
Field Goals Attempted	36	at LSU (11/19/14)
FG %	.246 (16-65)	vs USF (1/4/15)
3PT FG Made	2, 5x	last, at Tulsa (2/28/15)
3PT FG Attempted	8	at East Carolina (1/7/15)
3PT FG %	.095 (2-21)	vs USF (1/4/15)
FT Made	0	at UConn (2/14/15)
FT Attempted	0	at UConn (2/14/15)
FT %	.500 (9-18)	vs Western Ky. (11/28/14)
Rebounds	26, 2x	last, vs Tulsa (3/7/15)
Assists	7	at UConn (2/14/15)
Steals	3	vs USF (3/8/15)
Blocked Shots	0, 2x	vs Houston (12/30/14)
Turnovers	7	vs USF (3/8/15)
Fouls	6	at UConn (2/14/15)

OPPONENT TEAM HIGHS

Points	94	vs UConn (2/23/15)
Field Goals Made	37	vs UConn (2/23/15)
Field Goals Attempted	77	at East Carolina (1/7/15)
FG %	.561 (37-66)	vs UConn (2/23/15)
3PT FG Made	12	at UConn (2/14/15)
3PT FG Attempted	31	at UConn (2/14/15)
3PT FG %	.538 (7-13)	at Tulsa (2/28/15)
FT Made	18	vs USF (3/8/15)
FT Attempted	25	vs Miami (12/19/14)
FT %	.900 (9-10)	vs UConn (2/23/15)
Rebounds	50	vs Florida St (12/22/14)
Assists	26	vs UConn (2/23/15)
Steals	18	vs UConn (2/23/15)
Blocked Shots	8	vs SMU (1/17/15)
Turnovers	32	vs Miss. Valley St (11/14/14)
Fouls	26, 2x	last at East Carolina (1/7/15)

OPPONENT TEAM LOWS

Points	34	vs Tulsa (1/20/15)
Field Goals Made	12	vs Houston (12/30/14)
Field Goals Attempted	44	at Tulsa (2/28/15)
FG %	.235 (12-51)	vs Houston (12/30/14)
3PT FG Made	1	vs Tulsa (1/20/15)
3PT FG Attempted	7	at LSU (11/19/14)
3PT FG %	.050 (1-20)	vs Tulsa (1/20/15)
FT Made	2	at Houston (1/27/15)
FT Attempted	4	at UConn (2/14/15)
FT %	.400 (2-5)	at USF (1/25/15)
Rebounds	25	vs Northern Iowa (11/29/14)
Assists	4	vs Houston (3/6/15)
Steals	3	vs Samford (12/18/14)
Blocked Shots	0, 5x	last at Tulsa (2/28/15)
Turnovers	9	at UConn (2/14/15)
Fouls	9	at USF (1/25/15)

TULANE INDIVIDUAL GAME HIGHS

Points	25	Kolby Morgan (11/28/14)
Field Goals Made	10	Kolby Morgan (11/28/14)
Field Goals Attempted	18, 2x	last, Danielle Blagg (3/8/15)
FG % (Min. 5 made)	1.000 (8-8)	Tierra Jones (11/16/14)
3PT FG Made	5, 3x	last, Kolby Morgan (2/10/15)
3PT FG Attempted	11, 2x	last, Danielle Blagg (3/8/15)
3PT FG % (Min. 3 made)	.600 (3-5)	Danielle Blagg (11/16/14)
FT Made	9	Jamie Kaplan (2/10/15)
FT Attempted	11	Jamie Kaplan (1/7/15)
FT % (Min. 4 made)	1.000 (8-8)	Kolby Morgan (12/19/14)
Rebounds	15	Tiffany Dale (2/28/15)
Assists	13	Jamie Kaplan (2/21/15)
Steals	7	Danielle Blagg (1/17/15)
Blocked Shots	4	Chinwe Duru (3/6/15)
Turnovers	7	Jamie Kaplan (11/16/14)
Fouls	5, 7x	last, Chinwe Duru (2/28/15)

OPPONENT INDIVIDUAL GAME HIGHS

Points	27	Zykira Lewis, UCF (1/13/15)
Field Goals Made	11, 2x	last, Ashley Clark, Tulsa (3/7/15)
Field Goals Attempted	21, 2x	last, Alliya Butts, Temple (2/7/15)
FG % (Min. 5 made)	.889 (8-9)	Ivey Slaughter, Florida St (12/22/14)
3PT FG Made	5, 3x	last, K. Mosqueda-Lewis, UConn (2/23/15)
3PT FG Attempted	10, 4x	last, Alliya Butts, Temple (2/17/15)
3PT FG % (Min. 2 made)	.571 (4-7)	Micah Jones, Western Ky (11/28/14)
FT Made	9	Morgan William (3/20/15)
FT Attempted	11	Morgan William (3/20/15)
FT % (Min. 4 made)	1.000 (6-6), 2x	last, Shaleth Stringfield, USF (3/8/15)
Rebounds	19	I'Tiana Taylor, East Carolina (1/7/15)
Assists	8, 3x	last, Saniya Chong, UConn (2/23/15)
Steals	8	Moriah Jeffereson, UConn (2/23/15)
Blocked Shots	6	Martha Alwal (3/20/15)
Turnovers	7, 5x	last, Erika Wakefield, Tulsa (2/28/15)
Fouls	5,7x	Demetria Foreman (1/27/15)

The Last Time

Tulane scored 100 points or more	Dec. 17, 2008 at Nicholls State (Tulane 108, Nicholls 66)
Tulane scored 90 points or more	Jan. 11, 2014 at Old Dominion (Tulane 92, Old Dominion 62)
Tulane scored 50 points or less	Jan. 1, 2014 vs LSU (LSU 63, Tulane 35)
Tulane scored 40 points or less	Jan. 1, 2014 vs LSU (LSU 63, Tulane 35)
Tulane gave up 100 points or more	Feb. 25, 1991 vs Florida State (FSU 104, Tulane 66)
Tulane gave up 90 points or more	Feb. 23, 2015 vs UConn (UConn 94, Tulane 47)
Tulane gave up 40 points or less	March 6, 2015 vs Houston (Tulane 64, Houston 39)
Tulane won by 40+ points	Nov. 14, 2014 vs Mississippi Valley State (Tulane 87, MVSU 47)
Tulane won an overtime game	Jan. 22, 2014 at Charlotte (Tulane 78, Charlotte 76 [OT])
Tulane lost an overtime game	Feb. 17, 2013 vs Houston (Tulane 70, Houston 71, [2OT])
Tulane made 10 or more three-pointers	March 7, 2015 vs Tulsa, 10 (Tulane 71, Tulsa 53)
A Tulane opponent made 10 or more three-pointers	Feb. 23, 2015 vs UConn, 11 (UConn 94, Tulane 47)
A Tulane player scored 30+ points	March 21, 2011, Danielle Nunn, 37, at Oral Roberts (Oral Roberts 92, Tulane 86)
A Tulane player scored 40+ points	Jan. 3, 1990, Carmen Jones ,43, vs Alabama (Alabama 71, Tulane 63)
An opposing player scored 30+ points	March 13, 2014, Jerica Coley, 34, FIU (FIU 69, Tulane 55)
A Tulane player had a triple-double	Never
An opposing player had a triple-double	Feb. 14, 2008, Valeriya Berezhynska, Rice, 14 p, 12 r, 10 a ()
No Green Wave scored double figures	Jan. 4, 2015 vs USF (USF 53, Tulane 40)
No opposing player scored double figures	March 6, 2015 vs Houston (Tulane 64, Houston 39)
Two Green Wave players had a double-double in the same game	Dec. 28, 2013 vs Northeastern, Tiffany Dale 12 p, 12 r and Chinwe Duru 13 p, 11 r (Northeastern 49, Tulane 85)
A Green Wave player had 15+ rebounds	Feb. 28, 2015, Tiffany Dale, 15, at Tulsa (Tulsa 55, Tulane 52)
A Green Wave player had 20+ rebounds	March 11, 2011, Brett Benzio, 20, vs Houston (Tulane 70, Houston 60)
A Green Wave player had 25+ rebounds	Never
An opposing player had 15+ rebounds	Feb. 5, 2014, Acheil Tac, North Texas, 15 (North Texas 55, Tulane 58)
An opposing player had 20+ rebounds	Feb. 26, 2009, Christine Elliot, 21 (Tulane 49, SMU 61)
An opposing player had 25+ rebounds	Never
A Green Wave player had 10+ assists	March 5, 2014, Jamie Kaplan, 10, vs Middle Tennessee (Middle Tennessee 64, Tulane 52)
A Green Wave player had 15+ assists	Never
A Green Wave opponent had 10+ assists	Jan. 18, 2014, Jamierra Faulkner, 13, vs Southern Miss (Southern Miss 71, Tulane 73 [OT])
A Green Wave opponent had 15+ assists	Never
A Green Wave player made 5+ three-pointers	Feb. 10, 2015, Kolby Morgan, 5, vs UCF (UCF 55, Tulane 66)
A Green Wave player made 8+ three-pointers	Jan. 13, 2013, Danielle Blagg, 8, at Marshall (Tulane 67, Marshall 57)
A Green Wave player made 10+ three-pointers	Never
An opposing player made 5+ threes	Feb. 23, 2015, K. Mosqueda-Lewis, 5, UConn (#1 UConn 94, Tulane 47)
An opposing player made 8+ threes	Never
Tulane shot 60 pct. FG or better	Dec. 29, 2010, .640 (32-50) vs. Nicholls State (Nicholls 65, Tulane 84)
Tulane shot 30 pct. FG or lower	March 20, 2015, .277 (13-47), vs. Mississippi State (Tulane 47, Mississippi State 57)
An opponent shot 60 pct. FG or better	Jan. 32, 2004 .614 (27-44), vs Memphis (Memphis 76, Tulane 64)
An opponent shot 30 pct. FG or lower	March 6, 2015, .260 (13-50), vs Houston (Houston 39, Tulane 64)
An opponent shot 25 pct. FG or lower	Dec. 30, 2014, .235 (12-51), vs Houston (Houston 40, Tulane 70)
An opponent shot 20 pct. FG or lower	March 17, 2011, .169 (12-71), vs. Southern (Southern 31, Tulane 61)
Tulane forced 30 or more turnovers	Nov. 14, 2014, 34, vs Misssisippi Valley State (MVSU 47, Tulane 87)
Tulane committed 30 or more turnovers	Jan. 18, 2014, 31, vs Southern Miss (Southern Miss 71, Tulane 73 [OT])
Tulane had 20 or more steals	Nov. 14, 2014, 21, vs Misssisippi Valley State (MVSU 47, Tulane 87)
A Tulane opponent had 20 or more steals	Never
Tulane blocked 10 or more shots	Jan. 15, 2014, 10, vs. East Carolina (East Carolina 69, Tulane 65)
Tulane won 5+ games in a row	Dec. 8, 2013-Dec. 29, 2013, 5-game streak
Tulane won 10+ games in a row	Jan. 12, 2007-Feb. 15, 2007, 10-game streak
Tulane lost 5+ games in a row	Jan. 6, 2008-Feb. 2, 2008, 7-game streak
Tulane lost 10+ games in a row	Jan. 5, 1991-Feb. 2, 1991, 11-game streak
Tulane won 5+ in a row at home	Feb. 24, 2013-Nov. 19, 2013, 6-game streak
Tulane won 10+ in a row at home	Feb. 3, 2002-Jan. 19, 2003, 12-game streak
Tulane won 15+ in a row at home	Dec. 27, 1997-Jan. 14, 1999, 17-game streak
Tulane lost 5+ in a row at home	Jan. 27-Feb. 22, 1990, 5-game streak
Tulanee lost 10+ in a row at home	Never
Tulane won 5+ in a row away from home	Dec. 20, 2013-Feb. 12, 2014, 7-game streak
Tulane won 10+ in a row away from home	Nov. 25, 1996-Jan. 26, 1997, 10-game streak

2015 American Athletic Conference Women's Basketball Championship

Mohegan Sun Arena; Uncasville, Conn.

March 6-9, 2015

First Round	Quarterfinals	Semifinals	Championship
Day 1	Day 2	Day 3	Day 4
Friday, March 6	Saturday, March 7	Sunday, March 8	Monday, March 9

Game 1 (4:00 p.m., ESPN3): No. 9 Cincinnati 76 — No. 8 UCF 66

Game 2 (6:00 p.m., ESPN3): No. 10 SMU 59 — No. 7 Memphis 71

Game 3 (8:00 p.m., ESPN3): No. 11 Houston 39 — No. 6 Tulane 64

Game 4 (12:00 p.m., ESPN3): No. 5 East Carolina 77 — No. 4 Temple 71

Game 5 (2:00 p.m., ESPN3): No. 9 Cincinnati 34 — No. 1 UConn 93

Game 6 (6:00 p.m., ESPN3): No. 7 Memphis 51 — No. 2 USF 79

Game 7 (8:00 p.m., ESPN3): No. 6 Tulane 71 — No. 3 Tulsa 53

Game 8 (5:30 p.m., ESPNU): No. 5 East Carolina 56 — No. 1 UConn 106

Game 9 (7:30 p.m., ESPNU): No. 2 USF 78 — No. 6 Tulane 69

Game 10 (7:00 p.m., ESPN): No. 1 UConn 84 — No. 2 USF 70

Championship: No. 1 UConn

All times are Eastern and subject to change

The American in Review

2014-15 AMERICAN STANDINGS

	Team	American	Pct	Overall	Pct
1.	UConn	18-0	1.000	38-1	.974
2.	USF	15-3	.833	27-8	.771
3.	Tulsa	12-6	.667	18-14	.563
	Temple	12-6	.667	20-17	.541
5.	Tulane	11-7	.611	22-11	.667
	East Carolina	11-7	.611	22-11	.667
7.	Memphis	7-11	.389	14-17	.452
8.	UCF	5-13	.278	9-21	.300
9.	Cincinnati	4-14	.222	8-23	.258
10.	SMU	3-15	.167	7-23	.233
11.	Houston	1-17	.056	6-24	.200

AMERICAN PLAYERS OF THE WEEK

Nov. 17	Player: Zykira Lewis, UCF
	Freshman: **Kolby Morgan, Tulane**
Nov. 24	P: Breanna Stewart, UConn
	F: **Kolby Morgan, Tulane**
Dec. 1	P: Courtney Williams, USF
	F: Kia Nurse, UConn
Dec. 8	P: Morgan Tuck, UConn
	F: **Kolby Morgan, Tulane**
Dec. 15	P: Jada Payne, East Carolina
	F: Laura Ferreira, USF
Dec. 22	P: Breanna Stewart, UConn
	F: Gabby Williams, UConn
Dec. 29	P: Alisia Jenkins, USF
	F: Kia Nurse, UConn
Jan. 5	P: Erica Covile, Temple
	F: Aliyah Gregory, UCF
Jan. 12	P: Marley Hill, Cincinnati
	F: Gabby Williams, UConn
Jan. 19	P: Morgan Tuck, UConn
	F: **Kolby Morgan, Tulane**
Jan. 26	P: Courtney Williams, USF
	F: Alliya Butts, Temple
Feb. 2	P: Ashley Clark, Tulsa
	F: Ana Owens, Cincinnati
Feb. 9	P: Courtney Williams, USF
	F: Gabby Williams, UConn
Feb. 16	P: Moriah Jefferson, UConn
	F: Alliya Butts, Temple
Feb. 23	P: Breanna Stewart, UConn
	F: Laura Ferreira, USF
March 3	P: Kaleena Mosqueda-Lewis, UConn
	F: Tanaya Atkinson, Temple

TULANE AMERICAN STATISTICS

Team Stats	American	All Games
Scoring Offense	62.2 (6)	64.0 (6)
Scoring Defense	60.7 (3)	58.3 (2)
Scoring Margin	+1.4 (5)	+5.7 (4)
FT Percentage	.671 (9)	.662 (7)
FG Percentage	.411 (4)	.415 (4)
FG Pct. Defense	.393 (3)	.380 (3)
3-FG Percentage	.310 (7)	.321 (6)
3-FG Pct. Defense	.302 (2)	.297 (2)
Rebounding Offense	35.8 (8)	37.0 (8)
Rebounding Defense	38.1 (6)	37.3 (4)
Rebounding Margin	-2.2 (6)	-0.2 (6)
Blocked Shots	3.5 (7)	3.4 (7)
Assists	13.7 (3)	13.7 (4)
Steals	10.2 (3)	9.8 (3)
Turnover Margin	+1.39 (4)	+2.33 (3)
Assist/TO Ratio	0.8 (4)	0.8 (5)
Offensive Rebounds	11.8 (8)	12.5 (8)
Defensive Rebounds	24.1 (8)	24.5 (8)
3-FG Made	5.3 (5)	5.4 (6)

Indiv. Leaders	Stat	American	All Games
Danielle Blagg	3PT FG%	.347 (10)	.347 (14)
	3PT FG	1.9 (6)	1.8 (8)
Tiffany Dale	Reb.	6.9 (11)	6.2 (15)
	Blocks	1.1 (T11)	1.1 (9)
	Off. Reb.	2.6 (8)	2.5 (T9)
	Def. Reb.	4.3 (15)	-
Chinwe Duru	FG%	.510 (6)	-
	Blocks	1.2 (7)	1.2 (7)
Jamie Kaplan	Assists	5.0 (1)	4.7 (2)
	FT%	.776 (9)	-
	A/TO Ratio	1.7 (5)	1.6 (3)
Kolby Morgan	Scoring	11.7 (15)	12.2 (12)
	FG%	-	.432 (15)
	FT%	-	.735 (11)
	Steals	2.3 (2)	2.1 (2)
Leslie Vorpahl	Assists	2.7 (15)	-
	Steals	1.7 (10)	-
	3PT FG%	.429 (T4)	.389 (6)
	3PT FG	1.5 (11)	-

Player of the Year
Breanna Stewart, UConn

Freshman of the Year
Kia Nurse, UConn

Coach of the Year
Geno Auriemma, UConn

Scholar Athlete
Jamie Kaplan, Tulane

First Team
*Breanna Stewart, F, Jr., UConn
*Courtney Williams, G, Jr., USF
*Kaleena Mosqueda-Lewis, F, Sr., UConn
*Moriah Jefferson, Jr., G, UConn
Jada Payne, F, R-Jr., East Carolina
Morgan Tuck, F, R-So., UConn

Second Team
Alisia Jenkins, F, Jr., USF
Ariel Hearn, G, Jr., Memphis
Ashley Clark, G, Jr., Tulsa
Zykira Lewis, G, So., UCF
I'Tiana Taylor, Jr., F, East Carolina
Kiah Stokes, Sr., C, UConn

Third Team
Erica Covile, G, Jr., Temple
Alliya Butts, G, Fr., Temple
Danielle Blagg, G, Sr., Tulane
Kolby Morgan, G, Fr., Tulane
Kia Nurse, G, Fr., UConn

All-Freshmen Team
*Kia Nurse, G, Fr., UConn
*Alliya Butts, G, Fr., Temple
Kolby Morgan, G, Fr., Tulane
Ana Owens, G, Fr., Cincinnati
Alicia Froling, F, Fr., SMU
Laura Ferreira, F, Fr., USF
Gabby Williams, G, Fr., UConn

Defensive Player of the Year
Kiah Stokes, C, Sr., UConn

Most Improved Player of the Year
Moriah Jefferson, G, Jr., UConn

Sportsmanship Award
Tyonna Williams, G, Sr., Temple

Sixth Player of the Year
Gabby Williams, G, Fr., UConn
Ashley Clark, G, Jr., Tulsa

American Newcomer of the Year
I'Tiana Taylor, F, Jr., East Carolina

*Unanimous selection

The American Overall Team Stats

Scoring Offense

	Team	G	Record	Pts	Avg.
1.	UConn	39	38-1	3481	89.3
2.	USF	35	27-8	2496	71.3
3.	East Carolina	33	22-11	2199	66.6
4.	Temple	37	20-17	2455	66.4
5.	Tulsa	32	18-14	2120	66.2
6.	Tulane	33	22-11	2111	64.0
7.	UCF	30	9-21	1886	62.9
8.	Memphis	31	14-17	1811	58.4
9.	SMU	30	7-23	1665	55.5
10.	Cincinnati	31	8-23	1695	54.7
11.	Houston	30	6-24	1598	53.3

Scoring Defense

	Team	G	Pts	Avg.
1.	UConn	39	1896	48.6
2.	Tulane	33	1923	58.3
3.	USF	35	2088	59.7
4.	East Carolina	33	1991	60.3
5.	Memphis	31	1932	62.3
6.	Temple	37	2412	65.2
7,	SMU	30	1982	66.1
8.	Houston	30	2005	66.8
9.	Tulsa	32	2143	67.0
10.	Cincinnati	31	2115	68.2
11.	UCF	30	2067	68.9

Scoring Margin

	Team	G	Off	Def	Marg
1.	UConn	39	89.3	48.6	+40.6
2.	USF	35	71.3	59.7	+11.7
3.	East Carolina	33	66.6	60.3	+6.3
4.	Tulane	33	64.0	58.3	+5.7
5.	Temple	37	66.4	65.2	+1.2
6.	Tulsa	32	66.2	67.0	-0.7
7.	Memphis	31	58.4	62.3	-3.9
8.	UCF	30	62.9	68.9	-6.0
9.	SMU	30	55.5	66.1	-10.6
10.	Cincinnati	31	54.7	68.2	-13.5
11.	Houston	30	53.3	66.8	-13.6

Free Throw Pct.

	Team	G	FTM	FTA	Pct.
1.	USF	35	496	681	.728
2.	Temple	37	474	652	.727
3.	UConn	39	439	605	.726
4.	Tulsa	32	381	539	.707
5.	Cincinnati	31	335	475	.705
6.	SMU	30	345	505	.683
7.	Tulane	33	386	583	.662
8.	UCF	30	317	480	.660
9.	Houston	30	313	481	.651
10.	East Carolina	33	399	623	.640
11.	Memphis	31	288	464	.621

Field Goal Pct.

	Team	G	FG	FGA	Pct.
1.	UConn	39	1356	2513	.540
2.	Tulsa	32	775	1824	.425
3.	USF	35	899	2134	.421
4.	Tulane	33	774	1867	.415
5.	East Carolina	33	804	2066	.389
6.	UCF	30	717	1867	.384
7.	Memphis	31	698	1854	.376
8.	Temple	37	868	2369	.366
9.	Cincinnati	31	600	1724	.348
10.	SMU	30	602	1733	.347
11.	Houston	30	573	1671	.343

Field Goal Pct. Defense

	Team	G	FG	FGA	Pct.
1.	UConn	39	738	2389	.309
2.	USF	35	792	2210	.358
3.	Tulane	33	711	1873	.380
4.	East Carolina	33	678	1763	.385
5.	SMU	30	699	1817	.385
6.	Memphis	31	696	1758	.396
7.	UCF	30	728	1818	.400
8.	Temple	37	883	2204	.401
9.	Cincinnati	31	823	1986	.414
10.	Tulsa	32	812	1877	.433
11.	Houston	30	730	1684	.433

3PT Field Goal Pct.

	Team	G	FG	FGA	Pct.
1.	UConn	39	330	813	.406
2.	East Carolina	33	192	541	.355
3.	Tulsa	32	189	553	.342
4.	USF	35	202	606	.333
5.	Temple	37	245	743	.330
6.	Tulane	33	177	551	.321
7.	Cincinnati	31	160	509	.314
8.	UCF	30	135	449	.301
9.	Memphis	31	127	441	.288
10.	Houston	30	139	508	.274
11.	SMU	30	116	491	.236

3PT Field Goal Pct. Defense

	Team	G	FG	FGA	Pct.
1.	UConn	39	196	731	.268
2.	Tulane	33	180	606	.297
3.	East Carolina	33	145	464	.313
4.	Cincinnati	31	171	542	.315
5.	Tulsa	32	177	555	.319
6.	USF	35	185	573	.323
7.	UCF	30	176	544	.324
8.	Memphis	31	168	514	.327
9.	Temple	37	178	537	.331
10.	SMU	30	191	570	.335
11.	Houston	30	142	408	.348

Rebounding Offense

	Team	G	Reb	Avg/G
1.	USF	35	1558	44.5
2.	UConn	39	1701	43.6
3.	UCF	30	1256	41.9
4.	East Carolina	33	1359	41.2
5.	SMU	30	1226	40.9
6.	Temple	37	1488	40.2
7.	Memphis	31	1161	37.5
8.	Tulane	33	1222	37.0
9.	Cincinnati	31	1131	36.5
10.	Tulsa	32	1101	34.4
11.	Houston	30	1006	33.5

Rebounding Defense

	Team	G	Reb	Avg/G
1.	UConn	39	1220	31.3
2.	USF	35	1280	36.6
3.	Tulsa	32	1191	37.2
4.	Tulane	33	1230	37.3
5.	East Carolina	33	1231	37.3
6.	UCF	30	1164	38.8
7.	Memphis	31	1232	39.7
8.	SMU	30	1216	40.5
9.	Temple	37	1502	40.6
10.	Cincinnati	31	1276	41.2
11.	Houston	30	1257	41.9

Rebounding Margin

	Team	G	Team	Avg	Opp	Avg	Marg
1.	UConn	39	1701	43.6	1220	31.3	+12.3
2.	USF	35	1558	44.5	1280	36.6	+7.9
3.	East Carolina	33	1359	41.2	1231	37.3	+3.9
4.	UCF	30	1256	41.9	1164	38.8	+3.1
5.	SMU	30	1226	40.9	1216	40.5	+0.3
6.	Tulane	33	1222	37.0	1230	37.3	-0.2
7.	Temple	37	1488	40.2	1502	40.6	-0.4
8.	Memphis	31	1161	37.5	1232	39.7	-2.3
9.	Tulsa	32	1101	34.4	1191	37.2	-2.8
10.	Cincinnati	31	1131	36.5	1276	41.2	-4.7
11.	Houston	30	1006	33.5	1257	41.9	-8.4

Blocks

	Team	G	Blocks	Avg/G
1.	UConn	39	309	7.9
2.	East Carolina	33	181	5.5
3.	SMU	30	160	5.3
4.	USF	35	178	5.1
5.	UCF	30	126	4.2
6.	Houston	30	110	3.7
7.	Tulane	33	111	3.4
8.	Temple	37	110	3.0
9.	Memphis	31	87	2.8
10.	Cincinnati	31	76	2.5
11.	Tulsa	32	39	1.2

Assists

	Team	G	Assists	Avg/G
1.	UConn	39	828	21.2
2.	Tulsa	32	464	14.5
3.	East Carolina	33	469	14.2
4.	Tulane	33	453	13.7
5.	UCF	30	381	12.7
6.	Temple	37	466	12.6
7.	USF	35	437	12.5
8.	SMU	30	366	12.2
9.	Memphis	31	351	11.3
10.	Houston	30	288	9.6
11.	Cincinnati	31	295	9.5

Steals

	Team	G	Steals	Avg/G
1.	East Carolina	33	380	11.5
2.	UConn	39	394	10.1
3.	Tulane	33	324	9.8
4.	Tulsa	32	306	9.6
5.	Temple	37	321	8..7
6.	Memphis	31	261	8.4
7.	Houston	30	231	7.7
8.	UCF	30	211	7.0
9.	USF	35	230	6.6
10.	SMU	30	197	6.6
11.	Cincinnati	31	157	5.1

Turnover Margin

	Team	G	Team	Avg	Opp	Avg	Marg
1.	UConn	39	474	12.2	700	17.9	+5.79
2.	East Carolina	33	608	18.4	714	21.6	+3.21
3.	Tulane	33	544	16.5	621	18.8	+2.33
4.	Temple	37	538	14.5	597	16.1	+1.59
5.	Memphis	31	524	16.9	563	18.2	+1.26
6.	Tulsa	32	545	17.0	558	17.4	+0.41
7.	Houston	30	526	17.5	515	17.2	-0.37
8.	USF	35	515	14.7	500	14.3	-0.43
9.	UCF	30	559	18.6	475	15.8	-2.80
10.	Cincinnati	31	530	17.1	384	12.4	-4.71
11.	SMU	30	612	20.4	469	15.6	-4.77

Assist/Turnover Ratio

	Team	G	Asst	Avg	Turn	Avg	Ratio
1.	UConn	39	828	21.2	474	12.2	1.7
2.	Temple	37	466	12.6	538	14.5	0.9
3.	Tulsa	32	464	14.5	545	17.0	0.9
4.	USF	35	437	12.5	515	14.7	0.8
5.	Tulane	33	453	13.7	544	16.5	0.8
6.	East Carolina	33	469	14.2	608	18.4	0.8
7.	UCF	30	381	12.7	559	18.6	0.7
8.	Memphis	31	351	11.3	524	16.9	0.7
9.	SMU	30	366	12.2	612	20.4	0.6
10.	Cincinnati	31	295	9.5	530	17.1	0.6
11.	Houston	30	288	9.6	526	17.5	0.5

Offensive Rebounds

	Team	G	No.	Avg/G
1.	East Carolina	33	548	16.6
2.	UCF	30	458	15.3
3.	Temple	37	561	15.2
4.	USF	35	510	14.6
5.	SMU	30	427	14.2
6.	Memphis	31	427	13.8
7.	UConn	39	520	13.3
8.	Tulane	33	412	12.5
9.	Houston	30	341	11.4
10.	Cincinnati	31	324	10.5
11.	Tulsa	32	319	10.0

Defensive Rebounds

	Team	G	No.	Avg/G
1.	UConn	39	1181	30.3
2.	USF	35	1048	29.9
3.	SMU	30	799	26.6
4.	UCF	30	798	26.6
5.	Cincinnati	31	807	26.0
6.	Temple	37	927	25.1
7.	East Carolina	33	811	24.6
8.	Tulane	33	810	24.5
9.	Tulsa	32	782	24.4
10.	Memphis	31	734	23.7
11.	Houston	30	665	22.2

The American Individual Stats

3PT Field Goals Made

	Team	G	3FG	Avg/G
1.	UConn	39	330	8.5
2.	Temple	37	245	6.6
3.	Tulsa	32	189	5.9
4.	East Carolina	33	192	5.8
5.	USF	35	202	5.8
6.	Tulane	33	177	5.4
7.	Cincinnati	31	160	5.2
8.	Houston	30	139	4.6
9.	UCF	30	135	4.5
10.	Memphis	31	127	4.1
11.	SMU	30	116	3.9

Scoring

	Player-Team	Cl	GP	FG	3FG	FT	Points	Avg/G
1.	WILLIAMS, Courtney-USF	JR	35	286	41	97	710	20.3
2.	LEWIS, Zykira-UCF	SO	30	207	86	67	567	18.9
3.	STEWART, Breanna-UCONN	JR	39	264	30	128	686	17.6
4.	PAYNE, Jada-ECU	SR	33	203	80	77	563	17.1
5.	HEARN, Ariel-MEMPHIS	JR	31	183	68	66	500	16.1
6.	MOSQUEDA-LEWIS, K.-UCONN	SR	38	205	121	34	565	14.9
7.	CLARK, Ashley-TLS	JR	32	187	20	69	463	14.5
8.	TUCK, Morgan-UCONN	SO	39	239	21	63	562	14.4
9.	JENKINS, Alisia-USF	JR	35	157	0	134	448	12.8
10.	JEFFERSON, Moriah-UCONN	JR	39	193	56	43	485	12.4
12.	**MORGAN, Kolby-TLN**	**FR**	**33**	**146**	**37**	**72**	**401**	**12.2**

Rebounding

	Player-Team	Cl	GP	Off	Def	Total	Avg/G
1.	JENKINS, Alisia-USF	JR	35	117	280	397	11.3
2.	TAYLOR, I'Tiana-ECU	JR	32	118	166	284	8.9
3.	HILL, Marley-CIN	SO	30	70	180	250	8.3
4.	COVILE, Erica-TEM	JR	37	107	201	308	8.3
5.	WRIGHT, Brianna-MEMPHIS	JR	31	100	153	253	8.2
6.	STEWART, Breanna-UCONN	JR	39	83	220	303	7.8
7.	CLARK, Ashley-TLS	JR	32	63	179	242	7.6
8.	WILLIAMS, Courtney-USF	JR	35	67	196	263	7.5
9.	HIVES-McCRAY, D.-SMU	JR	28	85	125	210	7.5
10.	FROLING, Alicia-SMU	FR	30	87	130	217	7.2
15.	**DALE, Tiffany-TLN**	**SR**	**33**	**84**	**121**	**205**	**6.2**

Field Goal Pct

	Player-Team	Cl	GP	FG	FGA	Pct
1.	WILLIAMS, Gabby-UCONN	FR	38	137	215	.637
2.	TUCK, Morgan-UCONN	SO	39	239	401	.596
3.	JEFFERSON, Moriah-UCONN	JR	39	193	329	.587
4.	STEWART, Breanna-UCONN	JR	39	264	490	.539
5.	JENKINS, Alisia-USF	JR	35	157	292	.538
6.	MOSQUEDA-LEWIS, K.-UCONN	SR	38	205	396	.518
7.	TURNER, Mariah-TLS	SR	32	141	275	.513
8.	MONTGOMERY, Brittni-UCF	SR	30	105	208	.505
9.	NURSE, Kia-UCONN	FR	39	138	284	.486
10.	CLARK, Ashley-TLS	JR	32	187	392	.477
15.	**MORGAN, Kolby-TLN**	**FR**	**33**	**146**	**338**	**.432**

Assists

	Player-Team	Cl	GP	No.	Avg/G
1.	JEFFERSON, Moriah-UCONN	JR	39	191	4.9
2.	**KAPLAN, Jamie-TLN**	**SR**	**32**	**150**	**4.7**
3.	EBRON, Janesha-ECU	SR	33	144	4.4
4.	HINES, Andrea-UCF	SR	30	130	4.3
5.	WILLIAMS, Tyonna-TEM	SR	37	124	3.4
6.	HEARN, Ariel-MEMPHIS	JR	31	101	3.3
7.	WILLIAMS, Courtney-USF	JR	35	114	3.3
8.	REID, Teanna-TLS	SO	30	94	3.1
9.	STEWART, Breanna-UCONN	JR	39	122	3.1
10.	SMITH, Alecia-UH	JR	30	92	3.1

Free Throw Pct

	Player-Team	Cl	GP	FT	FTA	Pct
1.	PAYNE, Jada-ECU	SR	33	77	89	.865
2.	WILLIAMS, Tyonna-TEM	SR	37	84	101	.832
3.	BUTTS, Alliya-TEM	FR	37	87	106	.821
4.	STRINGFIELD, Shaleth-USF	JR	35	73	90	.811
5.	LEWIS, Zykira-UCF	SO	30	67	83	.807
6.	STEWART, Breanna-UCONN	JR	39	128	159	.805
7.	WHITFIELD, Jasmine-CIN	JR	31	80	100	.800
8.	WILLIAMS, Courtney-USF	JR	35	97	123	.789
9.	JENKINS, Alisia-USF	JR	35	134	174	.770
10.	FITZGERALD, Feyonda-TEM	SO	37	86	115	.748
11.	**MORGAN, Kolby-TLN**	**FR**	**33**	**72**	**98**	**.735**

Steals

	Player-Team	Cl	GP	No.	Avg/G
1.	JEFFERSON, Moriah-UCONN	JR	39	100	2.6
2.	**MORGAN, Kolby-TLN**	**FR**	**33**	**69**	**2.1**
3.	BUTTS, Alliya-TEM	FR	37	72	1.9
4.	HEARN, Ariel-MEMPHIS	JR	31	58	1.9
5.	LEWIS, Zykira-UCF	SO	30	55	1.8
6.	PHILLIPS, Jasmine-ECU	JR	33	60	1.8
7.	COVILE, Erica-TEM	JR	37	66	1.8
8.	EBRON, Janesha-ECU	SR	33	58	1.8
9.	TRICE, Abria-ECU	SR	32	53	1.7
	BRADY, Kadan-TLS	SR	32	53	1.7

3-Point FG Pct

	Player-Team	Cl	GP	3FG	3FGA	Pct
1.	JEFFERSON, Moriah-UCONN	JR	39	56	113	.496
2.	MOSQUEDA-LEWIS, K.-UCONN	SR	38	121	248	.488
3.	REID, Teanna-TLS	SO	30	36	85	.424
4.	PAYNE, Jada-ECU	SR	33	80	191	.419
5.	NURSE, Kia-UCONN	FR	39	53	130	.408
6.	**VORPAHL, Leslie-TLN**	**SO**	**31**	**37**	**95**	**.389**
7.	GROVEY, Kelsee-TLS	JR	32	51	138	.370
8.	TAYLOR, Tamara-USF	SR	35	58	157	.369
9.	WILLIAMS, Courtney-USF	JR	35	41	111	.369
10.	OWENS, Ana-CIN	FR	31	57	155	.368

3-Point FG Made

	Player-Team	Cl	GP	3FG	Avg/G
1.	MOSQUEDA-LEWIS, K.-UCONN	SR	38	121	3.2
2.	LEWIS, Zykira-UCF	SO	30	86	2.9
3.	PAYNE, Jada-ECU	SR	33	80	2.4
4.	HEARN, Ariel-MEMPHIS	JR	31	68	2.2
5.	BUTTS, Alliya-TEM	FR	37	71	1.9
6.	OWENS, Ana-CIN	FR	31	57	1.8
7.	WILLIAMS, Tyonna-TEM	SR	37	67	1.8
8.	**BLAGG, Danielle-TLN**	**SR**	**33**	**58**	**1.8**
9.	TAYLOR, Tamara-USF	SR	35	58	1.7
10.	CANN, Makenzie-CIN	FR	31	51	1.6

Blocked Shots

	Player-Team	Cl	GP	No.	Avg/G
1.	STOKES, Kiah-UCONN	SR	39	147	3.8
2.	STEWART, Breanna-UCONN	JR	39	104	2.7
3.	JENKINS, Alisia-USF	JR	35	79	2.3
4.	GILBERT, Tyler-UH	JR	30	63	2.1
5.	FROLING, Alicia-SMU	FR	30	54	1.8
6.	MARTIN, Safiya-TEM	SO	30	50	1.7
7.	**DURU, Chinwe-TLN**	**JR**	**32**	**39**	**1.2**
8.	HILL, Marley-CIN	SO	30	32	1.1
9.	**DALE, Tiffany-TLN**	**SR**	**33**	**35**	**1.1**
10.	WILLIAMS, Courtney-USF	JR	35	32	0.9

Assist/Turnover Ratio

	Player-Team	Cl	GP	Assists	Avg	TO	Avg	Ratio
1.	JEFFERSON, Moriah-UCONN	JR	39	191	4.9	62	1.6	3.1
2.	WILLIAMS, Tyonna-TEM	SR	37	124	3.4	72	1.9	1.7
3.	**KAPLAN, Jamie-TLN**	**SR**	**32**	**150**	**4.7**	**93**	**2.9**	**1.6**
4.	STEWART, Breanna-UCONN	JR	39	122	3.1	76	1.9	1.6
5.	HINES, Andrea-UCF	SR	30	130	4.3	88	2.9	1.5
6.	EBRON, Janesha-ECU	SR	33	144	4.4	107	3.2	1.3
7.	WILLIAMS, Courtney-USF	JR	35	114	3.3	101	2.9	1.1
8.	SMITH, Alecia-UH	JR	30	92	3.1	85	2.8	1.1
9.	HEARN, Ariel-MEMPHIS	JR	31	101	3.3	96	3.1	1.1
10.	REID, Teanna-TLS	SO	30	94	3.1	92	3.1	1.0

Offensive Rebounds

	Player-Team	Cl	GP	No.	Avg/G
1.	TAYLOR, I'Tiana-ECU	JR	32	118	3.7
2.	JENKINS, Alisia-USF	JR	35	117	3.3
3.	WRIGHT, Brianna-MEMPHIS	JR	31	100	3.2
4.	HIVES-McCRAY, D.-SMU	JR	28	85	3.0
5.	FROLING, Alicia-SMU	FR	30	87	2.9
	MONTGOMERY, Brittni-UCF	SR	30	87	2.9
7.	COVILE, Erica-TEM	JR	37	107	2.9
8.	ATKINSON, Tanaya-TEM	FR	37	95	2.6
9.	PAYNE, Jada-ECU	SR	33	84	2.5
	DALE, Tiffany-TLN	**SR**	**33**	**84**	**2.5**

Defensive Rebounds

	Player-Team	Cl	GP	No.	Avg/G
1.	JENKINS, Alisia-USF	JR	35	280	8.0
2.	HILL, Marley-CIN	SO	30	180	6.0
3.	STEWART, Breanna-UCONN	JR	39	220	5.6
4.	WILLIAMS, Courtney-USF	JR	35	196	5.6
5.	CLARK, Ashley-TLS	JR	32	179	5.6
6.	COVILE, Erica-TEM	JR	37	201	5.4
7.	TAYLOR, I'Tiana-ECU	JR	32	166	5.2
8.	WRIGHT, Brianna-MEMPHIS	JR	31	153	4.9
9.	STOKES, Kiah-UCONN	SR	39	192	4.9
10.	HIVES-McCRAY, D.-SMU	JR	28	125	4.5

Minutes Played

	Player-Team	Cl	GP	Min	Avg/G
1.	OWENS, Ana-CIN	FR	31	1160	37.4
2.	LEWIS, Zykira-UCF	SO	30	1060	35.3
3.	HINES, Andrea-UCF	SR	30	1033	34.4
4.	HEARN, Ariel-MEMPHIS	JR	31	1055	34.0
5.	WILLIAMS, Courtney-USF	JR	35	1156	33.0
6.	WILLIAMS, Tyonna-TEM	SR	37	1213	32.8
7.	WHITFIELD, Jasmine-CIN	JR	31	1016	32.8
8.	HILL, Marley-CIN	SO	30	979	32.6
9.	JENKINS, Alisia-USF	JR	35	1137	32.5
10.	PAYNE, Jada-ECU	SR	33	1070	32.4

TULANE/OPPONENT RPI

NCAA Rankings - Final

Rk.	School	Record
51.	**Tulane**	**22-11**
349.	Mississippi Valley	4-26
212.	McNeese State	18-14
60.	LSU	17-14
68.	N.C. State	18-15
29.	Western Ky.	30-5
135.	UNI	17-15
215.	Nicholls State	17-13
25.	UALR	29-5
204.	Samford	15-15
56.	Miami	20-13
7.	Florida State	32-5
250.	Cincinnati	8-23
283.	Houston	6-24
27.	USF	27-8
74.	East Carolina	22-11
272.	UCF	9-21
252.	SMU	7-23
116.	Tulsa	18-14
98.	Temple	20-17
2.	UConn	38-1
185.	Memphis	14-17
28.	Mississippi State	27-7

NCAA National Rankings

Final

Team Rankings

Statistic	National Rank	Conference Rank	Value	National Leader	Value
FG %	95	4	41.5	UConn	54.0
FG% Defense	85	3	38.0	UConn	30.9
Scoring Defense	46	2	58.3	UConn	48.6
Scoring Margin	84	4	5.7	UConn	40.6
Steals/Game	50	3	9.8	Sacramento St.	16.9
3PT FG% Defense	80	2	29.7	Texas A&M	24.0
Turnover Margin	75	3	2.33	Sacramento St.	11.97

Individual Rankings

Statistic	Player	National Rank	Value	National Leader	Value
Assists/Game	Jamie Kaplan	55	4.7	Niya Johnson, Baylor	8.9
Steals/Game	Kolby Morgan	113	2.1	Regina Okoye, Weber St.	3.7

2015 NCAA Division I Women's BASKETBALL CHAMPIONSHIP

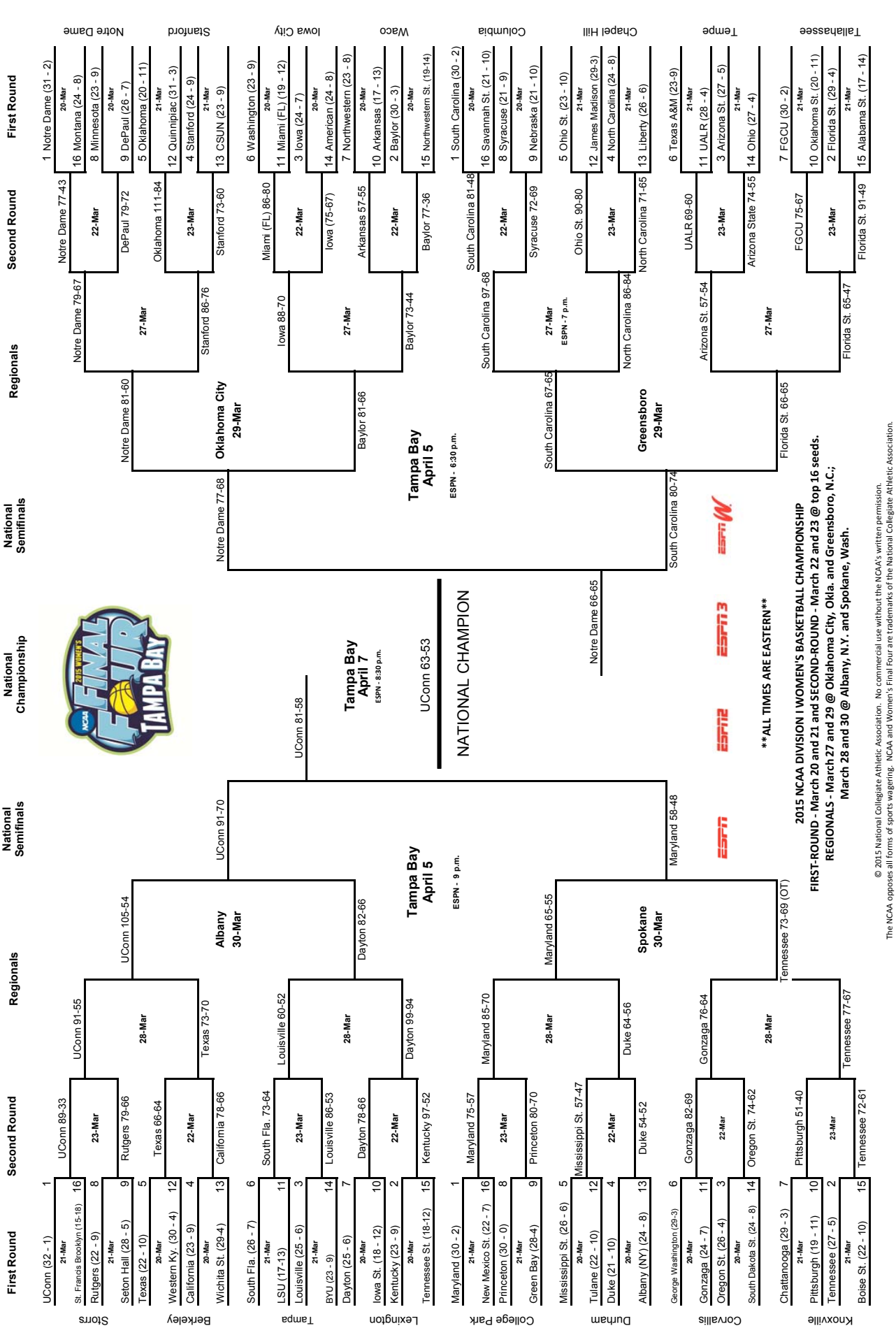

GAME 1: MISS VALLEY ST 47, TULANE 87

NOV. 14, 2014 // NEW ORLEANS

Tulane scored the most points in an opener in over 14 years, rolling to an 87-47 victory over Mississippi Valley State. The Green Wave's took over the second half, creating 20 of the Devilette's 32 total turnovers. Tulane's 20 steals tied for the sixth most in a single game. Freshman Kolby Morgan debuted with a team high 16 points on 7-11 shooting from the field.

Mississippi Valley St 47 • 0-1

##	Player		Total FG-FGA	3-Ptr FG-FGA	FT-FTA	Rebounds Off	Def	Tot	PF	TP	A	TO	Blk	Stl	Min
03	Stevens, Kahdejah	*	2-8	0-1	0-1	1	1	2	4	4	0	4	0	0	18
21	Weathers, A'Shanti	*	4-11	2-5	0-0	0	1	1	3	10	2	4	1	0	30
25	Reed, Christina	*	3-5	0-0	2-2	2	8	10	3	8	0	7	0	2	27
30	Walters, Feleshia	*	1-3	0-0	0-0	1	0	1	1	2	0	1	0	0	20
35	Mabry, Chelsea	*	2-5	0-0	2-2	3	5	8	2	6	0	2	2	0	25
05	Nolen, Shada		0-1	0-0	0-0	0	0	0	0	0	0	2	0	1	3
11	Morris, Ronisha		1-4	1-2	0-0	2	1	3	4	3	0	6	0	1	19
15	Wilson, Jessica		0-2	0-0	0-0	2	0	2	1	0	0	0	0	0	5
20	Beals, Ashley		1-3	0-0	3-6	1	1	2	4	5	1	5	0	0	19
24	Floyd, Kadesha		0-0	0-0	0-0	0	0	0	1	0	0	0	0	0	3
33	Green, Taylor		2-9	2-7	3-4	0	2	2	2	9	2	2	0	1	31
	Team					4	3	7				1			
	Totals		16-51	5-15	10-15	16	22	38	25	47	5	34	3	5	200

FG % 1st Half: 8-28 28.6% 2nd half: 8-23 34.8% Game: 16-51 31.4%
3FG % 1st Half: 3-9 33.3% 2nd half: 2-6 33.3% Game: 5-15 33.3%
FT % 1st Half: 5-8 62.5% 2nd half: 5-7 71.4% Game: 10-15 66.7%

Deadball Rebounds 3

Tulane 87 • 1-0

##	Player		Total FG-FGA	3-Ptr FG-FGA	FT-FTA	Rebounds Off	Def	Tot	PF	TP	A	TO	Blk	Stl	Min
11	VORPAHL, Leslie	*	2-8	0-3	0-0	2	2	4	2	4	5	3	0	4	28
20	BLAGG, Danielle	*	3-10	2-4	3-3	2	2	4	1	11	1	3	0	2	24
22	DALE, Tiffany	*	3-4	0-0	2-2	3	0	3	2	8	1	0	2	2	17
23	KAPLAN, Jamie	*	5-10	0-2	0-0	0	0	0	0	10	4	1	0	3	23
30	JONES, Tierra	*	3-3	0-0	1-4	2	2	4	3	7	0	0	0	1	11
03	MORGAN, Kolby		7-13	0-4	2-4	2	5	7	1	16	0	1	0	4	24
13	CRUICKSHANK, Caylah		1-3	0-0	3-6	1	2	3	0	5	0	0	0	1	13
15	EBOMWONYI, Adesuwa		3-4	0-1	3-5	0	1	1	2	9	1	0	0	1	16
33	LATHAM, Courtnie		3-8	0-0	1-1	4	1	5	1	7	3	1	0	3	19
42	ROGERS, Morgan		1-4	0-0	0-0	0	3	3	2	2	1	1	2	0	6
45	DURU, Chinwe		1-3	0-0	6-10	4	2	6	2	8	0	3	1	0	19
	Team					4	1	5							
	Totals		32-70	2-14	21-35	24	21	45	16	87	16	13	5	21	200

FG % 1st Half: 14-38 36.8% 2nd half: 18-32 56.3% Game: 32-70 45.7%
3FG % 1st Half: 2-12 16.7% 2nd half: 0-2 0.0% Game: 2-14 14.3%
FT % 1st Half: 8-12 66.7% 2nd half: 13-23 56.5% Game: 21-35 60.0%

Deadball Rebounds 6

Officials: Ron Ledington, Linda Miles, Rochelle Bennett
Technical fouls: Mississippi Valley St-None. Tulane-None.
Attendance: 886

Score by periods	1st	2nd	Total
Mississippi Valley St	24	23	**47**
Tulane	38	49	**87**

Points	In Paint	Off T/O	2nd Chance	Fast Break	Bench
MVSU	18	6	12	0	17
TLN	42	45	17	18	47

GAME 2: TULANE 75, MCNEESE ST 55

NOV. 16, 2014 // BURTON COLISEUM // LAKE CHARLES, LA.

Tulane utilized another second half 40+ scoring performance to best McNeese State 75-55, moving to 2-0 for the fifth straight year. Tierra Jones achieved a career high 16 points after going a perfect 8-8 from the field. Danielle Blagg and Kolby Morgan followed suit with 13 and 12 points, respectively.

Tulane 75 • 2-0

##	Player		Total FG-FGA	3-Ptr FG-FGA	FT-FTA	Rebounds Off	Def	Tot	PF	TP	A	TO	Blk	Stl	Min
22	DALE, Tiffany	f	3-5	0-0	0-0	3	7	10	1	6	1	4	0	2	25
11	VORPAHL, Leslie	g	4-7	0-2	0-0	0	2	2	2	8	5	2	0	3	25
20	BLAGG, Danielle	g	3-10	3-5	4-4	1	2	3	1	13	2	0	2	0	25
23	KAPLAN, Jamie	g	0-2	0-1	2-2	0	0	0	1	2	5	7	0	1	25
30	JONES, Tierra	g	8-8	0-0	0-1	3	1	4	4	16	0	1	0	1	11
01	LAFLOE, Brook		0-0	0-0	0-0	0	0	0	0	0	0	0	0	0	1
03	MORGAN, Kolby		5-10	1-4	1-3	2	5	7	3	12	1	2	0	1	22
13	CRUICKSHANK, Caylah		0-0	0-0	0-0	0	0	0	0	0	1	0	0	1	3
15	EBOMWONYI, Adesuwa		1-5	0-0	1-4	0	4	4	1	3	2	1	0	0	11
33	LATHAM, Courtnie		2-5	0-1	0-0	0	1	1	1	4	1	0	0	0	19
42	ROGERS, Morgan		1-2	0-0	0-0	0	3	3	2	2	0	0	1	0	6
45	DURU, Chinwe		3-6	0-0	3-4	3	7	10	2	9	0	1	3	1	27
	Team					1	1	2				1			
	Totals		30-60	4-13	11-18	13	33	46	18	75	18	19	6	10	200

FG % 1st Half: 12-29 41.4% 2nd half: 18-31 58.1% Game: 30-60 50.0%
3FG % 1st Half: 3-8 37.5% 2nd half: 1-5 20.0% Game: 4-13 30.8%
FT % 1st Half: 5-6 83.3% 2nd half: 6-12 50.0% Game: 11-18 61.1%

Deadball Rebounds 3

McNeese 55 • 1-1

##	Player		Total FG-FGA	3-Ptr FG-FGA	FT-FTA	Rebounds Off	Def	Tot	PF	TP	A	TO	Blk	Stl	Min
25	Haywood, Frederica	f	4-10	0-0	1-2	4	8	12	2	9	0	0	0	4	28
34	Boyd, Talisa	f	2-2	0-0	1-1	1	1	2	3	5	1	5	0	0	18
01	Baggett, Allison	g	2-15	2-4	0-0	0	0	0	1	6	3	2	0	1	38
03	Johnson, Jayln	g	4-6	1-2	1-1	0	1	1	3	10	1	3	0	1	21
24	Jenkins, Haily	g	2-8	0-3	0-0	0	0	0	2	4	0	1	0	0	14
00	Hudnall, Keara		0-3	0-1	0-0	0	0	0	0	0	0	1	0	0	8
04	Sheppard, Dede		2-5	1-1	4-6	2	0	2	0	9	0	0	0	0	11
05	Carswell, Jasmyn		0-2	0-0	0-0	1	2	3	3	0	0	3	0	1	12
12	Verdin, Alaina		1-4	0-0	1-2	2	0	2	0	3	2	0	0	0	8
14	Bolin, Jerica		1-3	0-0	1-3	2	3	5	0	3	0	0	0	0	8
21	Rogers, Mercedes		1-1	0-0	1-3	1	1	2	2	3	0	2	0	0	8
23	Donnes, Amber		1-2	1-1	0-0	1	2	3	0	3	2	0	0	0	6
33	Rachal, Victoria		0-4	0-2	0-0	1	1	2	3	0	1	2	0	1	15
44	Nwosah, Ann		0-1	0-0	0-0	0	0	0	1	0	0	0	0	0	5
	Team					4	2	6				1			
	Totals		20-66	5-14	10-18	19	21	40	20	55	10	20	0	8	200

FG % 1st Half: 9-31 29.0% 2nd half: 11-35 31.4% Game: 20-66 30.3%
3FG % 1st Half: 2-5 40.0% 2nd half: 3-9 33.3% Game: 5-14 35.7%
FT % 1st Half: 5-8 62.5% 2nd half: 5-10 50.0% Game: 10-18 55.6%

Deadball Rebounds 2

Officials: John Fletcher, Jody Taylor, D'Lynn Schertz
Technical fouls: Tulane-None. McNeese-None.
Attendance: 384

Score by periods	1st	2nd	Total
Tulane	32	43	**75**
McNeese	25	30	**55**

Points	In Paint	Off T/O	2nd Chance	Fast Break	Bench
TLN	36	20	19	6	32
MCN	24	10	19	0	21

GAME 3: TULANE 51, LSU 45

NOV. 19, 2014 // MARAVICH CENTER // BATON ROUGE, LA.

Tulane earned its fourth win over LSU in the past five years and third straight in Baton Rouge after a grind out 51-45 victory. Green Wave starters combined for 43 of the team's 51 points, including Kolby Morgan who tallied a team best 13 points on 4-of-9 shooting. Danielle Blagg also recorded double figures with 10 points.

Tulane 51 • 3-0

##	Player		Total FG-FGA	3-Ptr FG-FGA	FT-FTA	Rebounds Off	Def	Tot	PF	TP	A	TO	Blk	Stl	Min
22	DALE, Tiffany	f	4-5	0-0	0-2	1	5	6	3	8	0	5	1	1	32
30	JONES, Tierra	f	2-2	0-0	0-1	0	3	3	5	4	1	1	0	0	16
03	MORGAN, Kolby	g	4-9	1-4	4-6	1	2	3	0	13	2	4	0	2	31
20	BLAGG, Danielle	g	3-10	2-6	2-3	0	1	1	2	10	3	1	0	0	31
23	KAPLAN, Jamie	g	3-5	2-2	0-0	1	4	5	1	8	6	3	0	3	35
11	VORPAHL, Leslie		0-1	0-1	2-2	1	2	3	2	2	1	2	0	1	15
15	EBOMWONYI, Adesuwa		1-1	0-0	0-0	0	2	2	0	2	0	0	0	0	9
33	LATHAM, Courtnie		0-1	0-0	0-0	0	0	0	1	0	0	3	0	0	8
45	DURU, Chinwe		0-2	0-0	4-4	1	2	3	3	4	0	2	0	0	23
	Team					1	0	1				1			
	Totals		17-36	5-13	12-18	6	21	27	17	51	13	22	1	7	200

FG % 1st Half: 7-19 36.8% 2nd half: 10-17 58.8% Game: 17-36 47.2%
3FG % 1st Half: 4-9 44.4% 2nd half: 1-4 25.0% Game: 5-13 38.5%
FT % 1st Half: 3-5 60.0% 2nd half: 9-13 69.2% Game: 12-18 66.7%

Deadball Rebounds 3

LSU 45 • 2-2

##	Player		Total FG-FGA	3-Ptr FG-FGA	FT-FTA	Rebounds Off	Def	Tot	PF	TP	A	TO	Blk	Stl	Min
03	BETHEL, Akilah	f	7-10	0-0	2-4	2	3	5	4	16	0	1	0	3	29
31	JONES, Ann	f	1-5	0-0	0-0	2	2	4	1	2	0	1	0	1	18
04	PEDERSEN, Anne	g	1-2	1-1	0-0	0	1	1	4	3	3	3	0	2	23
11	MONCRIEF, Raigyne	g	2-9	0-0	4-4	2	1	3	4	8	1	5	1	2	27
13	HILL, Rina	g	0-2	0-0	0-0	0	0	0	1	0	2	0	0	0	16
01	DEEMER, Jenna		0-2	0-1	0-0	0	0	0	0	0	0	1	0	0	16
10	RHODES, Jasmine		0-2	0-0	0-0	2	0	2	2	0	0	1	0	1	15
23	AMICHIA, Stephanie		2-3	0-0	1-3	2	1	3	2	5	0	1	0	3	10
24	HARDEN, DaSHAWN		3-11	1-5	2-6	1	3	4	0	9	1	2	0	3	23
35	FAREO, Alliyah		0-0	0-0	0-0	3	0	3	0	0	0	2	0	0	5
42	BOYKIN, Sheila		1-4	0-0	0-0	3	3	6	1	2	1	2	0	1	18
	Team					2	2	4				2			
	Totals		17-50	2-7	9-17	19	16	35	19	45	8	21	1	16	200

FG % 1st Half: 8-24 33.3% 2nd half: 9-26 34.6% Game: 17-50 34.0%
3FG % 1st Half: 2-6 33.3% 2nd half: 0-1 0.0% Game: 2-7 28.6%
FT % 1st Half: 0-1 0.0% 2nd half: 9-16 56.3% Game: 9-17 52.9%

Deadball Rebounds 1

Officials: Bob Trammell, Kelly Johnson, Frank Steratore
Technical fouls: Tulane-None. LSU-None.
Attendance: 2111
Actual Attendance: 939

Score by periods	1st	2nd	Total
Tulane	21	30	**51**
LSU	18	27	**45**

Points	In Paint	Off T/O	2nd Chance	Fast Break	Bench
TLN	20	16	7	4	8
LSU	28	21	10	2	16

GAME 4: NC STATE 51, TULANE 60

NOV. 24, 2014 // NEW ORLEANS

In a physical contest that saw 13 lead changes and four ties, Tulane remained undefeated with a 60-51 win over N.C. State. Kolby Morgan, Jamie Kaplan and Danielle Blagg combined for 40 points as the Green Wave defense held the Wolfpack to its lowest first half and final scoring totals. In addition, the Wave held its opponent to under 34% from the field for the fourth straight game.

NC State 51 • 4-1

##	Player		Total FG-FGA	3-Ptr FG-FGA	FT-FTA	Rebounds Off	Def	Tot	PF	TP	A	TO	Blk	Stl	Min
02	Len'Nique Brown	*	6-14	2-5	0-2	0	6	6	5	14	0	7	0	0	40-
03	Miah Spencer	*	3-10	1-2	4-4	3	3	6	4	11	3	5	1	1	39
11	Jennifer Mathurin	*	2-4	0-0	1-1	0	1	1	2	5	0	1	0	1	21
12	Krystal Barrett	*	3-9	1-3	1-1	4	2	6	1	8	1	1	1	1	23
25	Carlee Schuhmacher	*	0-4	0-0	3-4	3	3	6	2	3	0	3	0	1	31
04	Ashley Williams		0-0	0-0	0-0	0	0	0	0	0	0	0	0	0	1
05	Chelsea Nelson		1-1	1-1	1-2	0	2	2	5	4	0	0	1	1	12
10	Ashley Eli		0-1	0-1	0-0	0	0	0	1	0	0	0	0	0	10
22	Dominique Wilson		1-9	0-4	4-4	0	2	2	3	6	1	1	0	1	23
	Team					1	5	6							
	Totals		16-52	5-16	14-18	11	24	35	23	51	5	18	3	6	200

FG % 1st Half: 6-20 30.0% 2nd half: 10-32 31.3% Game: 16-52 30.8%
3FG % 1st Half: 2-6 33.3% 2nd half: 3-10 30.0% Game: 5-16 31.3%
FT % 1st Half: 4-6 66.7% 2nd half: 10-12 83.3% Game: 14-18 77.8%

Deadball Rebounds 3

Tulane 60 • 4-0

##	Player		Total FG-FGA	3-Ptr FG-FGA	FT-FTA	Rebounds Off	Def	Tot	PF	TP	A	TO	Blk	Stl	Min
03	MORGAN, Kolby	*	5-12	0-5	5-6	3	5	8	3	15	4	4	0	0	34
11	VORPAHL, Leslie	*	1-7	0-3	2-2	1	3	4	2	4	2	2	1	1	25
22	DALE, Tiffany	*	3-4	0-0	1-3	3	3	6	2	7	0	2	3	3	30
23	KAPLAN, Jamie	*	3-7	1-2	6-8	0	1	1	2	13	5	4	0	0	29
30	JONES, Tierra	*	1-1	0-0	1-2	1	0	1	2	3	0	3	0	0	16
15	EBOMWONYI, Adesuwa		2-3	0-1	0-0	1	5	6	2	4	1	0	0	1	21
20	BLAGG, Danielle		5-14	2-5	0-0	1	2	3	2	12	2	0	0	1	25
33	LATHAM, Courtnie		0-1	0-1	0-1	0	2	2	0	0	0	1	0	1	8
45	DURU, Chinwe		1-2	0-0	0-1	0	1	1	2	2	0	0	0	0	12
	Team					1	4	5							
	Totals		21-51	3-17	15-23	11	26	37	17	60	14	16	4	7	200

FG % 1st Half: 9-28 32.1% 2nd half: 12-23 52.2% Game: 21-51 41.2%
3FG % 1st Half: 2-11 18.2% 2nd half: 1-6 16.7% Game: 3-17 17.6%
FT % 1st Half: 4-8 50.0% 2nd half: 11-15 73.3% Game: 15-23 65.2%

Deadball Rebounds 3

Officials: Dennis DeMayo, Carla Fountain, Maj Forsberg
Technical fouls: NC State-TEAM. Tulane-None.
Attendance: 648
2:05 in first half - Technical on NC State coach

Score by periods	1st	2nd	Total
NC State	18	33	**51**
Tulane	24	36	**60**

Points	In Paint	Off T/O	2nd Chance	Fast Break	Bench
NCST	14	15	7	6	10
TLN	28	15	9	4	18

GAME 5: WESTERN KY 69, TULANE 64

NOV. 28, 2014 // MACK SPORTS COMPLEX // HEMPSTEAD, N.Y.

Kolby Morgan scores a career high 25 points on 10-of-18 shooting, but Tulane suffered its first loss of the season, falling 69-64 to Western Kentucky. The Wave allowed a 7-0 run to the Hilltoppers to end the first half but still maintained a 30-27 lead. Ultimately, free-throw shooting (50 percent) and turnovers (12 of 16 came in 2nd half) did Tulane in as Western Kentucky finished 45.8 percent from the field

Western Kentucky 69 • 4-2

##	Player		Total FG-FGA	3-Ptr FG-FGA	FT-FTA	Rebounds Off	Def	Tot	PF	TP	A	TO	Blk	Stl	Min
10	BROWN, Tashia	f	4-8	0-1	1-3	2	2	4	2	9	1	2	0	0	22
30	GOOCH, Chastity	f	5-12	0-2	0-0	2	5	7	3	10	3	6	1	1	37
05	JONES, Micah	g	4-8	4-7	4-4	0	3	3	1	16	6	3	1	3	37
21	GOVAN, Alexis	g	6-13	0-2	3-6	2	8	10	2	15	4	7	0	3	38
24	JOHNSON, Ileana	g	2-3	1-1	0-0	1	2	3	3	5	2	0	0	0	22
11	GAINES, Bria		1-2	0-0	1-2	1	2	3	1	3	0	0	0	0	9
15	SAVICKAITE, Ruta		3-6	0-2	0-0	2	0	2	0	6	0	0	2	0	12
23	BROWN, Ivy		2-7	1-6	0-0	2	7	9	4	5	2	2	0	0	21
33	MCCLAIN, Jalynn		0-0	0-0	0-0	0	0	0	1	0	0	0	0	0	2
	Team					2	0	2				1			
	Totals		27-59	6-21	9-15	14	29	43	17	69	18	21	4	7	200

FG % 1st Half: 12-30 40.0% 2nd half: 15-29 51.7% Game: 27-59 45.8%
3FG % 1st Half: 2-9 22.2% 2nd half: 4-12 33.3% Game: 6-21 28.6%
FT % 1st Half: 1-2 50.0% 2nd half: 8-13 61.5% Game: 9-15 60.0%

Deadball Rebounds 1,1

Tulane 64 • 4-1

##	Player		Total FG-FGA	3-Ptr FG-FGA	FT-FTA	Rebounds Off	Def	Tot	PF	TP	A	TO	Blk	Stl	Min
22	DALE, Tiffany	f	2-6	0-0	2-4	3	3	6	2	6	1	0	0	1	30
30	JONES, Tierra	f	2-4	0-0	2-6	4	2	6	3	6	2	0	0	1	21
03	MORGAN, Kolby	g	10-18	5-9	0-1	1	7	8	5	25	0	5	0	4	27
20	BLAGG, Danielle	g	2-9	1-6	0-0	1	3	4	2	5	1	0	0	0	32
23	KAPLAN, Jamie	g	3-8	1-3	4-5	0	1	1	0	11	7	5	0	1	27
11	VORPAHL, Leslie		1-6	1-5	0-0	0	1	1	0	3	4	2	0	0	18
13	CRUICKSHANK, Caylah		1-2	1-1	0-0	0	1	1	2	3	0	0	0	0	5
15	EBOMWONYI, Adesuwa		1-5	0-2	1-2	2	3	5	1	3	0	2	0	1	12
33	LATHAM, Courtnie		1-3	0-2	0-0	0	0	0	1	2	0	0	0	0	11
45	DURU, Chinwe		0-2	0-0	0-0	2	1	3	1	0	0	2	2	0	17
	Team					3	1	4							
	Totals		23-63	9-28	9-18	16	23	39	17	64	15	16	2	8	200

FG % 1st Half: 10-31 32.3% 2nd half: 13-32 40.6% Game: 23-63 36.5%
3FG % 1st Half: 6-15 40.0% 2nd half: 3-13 23.1% Game: 9-28 32.1%
FT % 1st Half: 4-8 50.0% 2nd half: 5-10 50.0% Game: 9-18 50.0%

Deadball Rebounds 3

Officials: Kathy Lonergan, Talisa Green, Jerome Skrine
Technical fouls: Western Kentucky-None. Tulane-None.
Attendance:

Score by periods	1st	2nd	Total
Western Kentucky	27	42	**69**
Tulane	30	34	**64**

Points	In Paint	Off T/O	2nd Chance	Fast Break	Bench
WKU	30	13	11	4	14
TLN	20	15	12	6	11

GAME 6: NORTHERN IOWA 48, TULANE 71

NOV. 29, 2014 // MACK SPORTS COMPLEX // HEMPSTEAD, N.Y.

Kolby Morgan records the team's first double-double of the year with an 11-point, 10-rebound performance as Tierra Jones led the way with 12 points, primarily thanks to a 6-for-6 day at the free-throw line. In all nine different Tulane players scored in the game, as the Green Wave held its third opponent of the season to 50 points or less. Lastly, Morgan was later named to the All-Hofstra Thanksgiving Tournament Team.

Tulane 71 • 5-1

##	Player		Total FG-FGA	3-Ptr FG-FGA	FT-FTA	Rebounds Off	Def	Tot	PF	TP	A	TO	Blk	Stl	Min
22	DALE, Tiffany	f	0-1	0-0	0-0	3	5	8	1	0	1	1	0	0	19
30	JONES, Tierra	f	3-6	0-0	6-6	5	2	7	4	12	0	1	0	0	22
03	MORGAN, Kolby	g	5-10	0-3	1-2	2	8	10	0	11	3	2	0	0	29
20	BLAGG, Danielle	g	2-9	2-4	0-2	0	6	6	2	6	1	1	0	0	30
23	KAPLAN, Jamie	g	3-5	1-2	2-4	0	2	2	1	9	2	3	0	0	26
11	VORPAHL, Leslie		1-3	1-2	2-2	0	1	1	3	5	3	1	0	1	14
13	CRUICKSHANK, Caylah		0-1	0-0	0-0	0	0	0	0	0	0	1	0	0	3
15	EBOMWONYI, Adesuwa		3-4	2-2	2-2	1	2	3	2	10	1	1	0	2	20
33	LATHAM, Courtnie		3-6	1-1	1-2	0	3	3	1	8	2	1	0	0	12
42	ROGERS, Morgan		0-0	0-0	2-2	1	2	3	2	2	0	0	0	0	3
45	DURU, Chinwe		4-6	0-0	0-0	0	0	0	3	8	0	3	0	1	22
	Team					0	5	5	1						
	Totals		24-51	7-14	16-22	12	36	48	20	71	13	15	0	4	200

FG % 1st Half: 15-29 51.7% 2nd half: 9-22 40.9% Game: 24-51 47.1%
3FG % 1st Half: 4-9 44.4% 2nd half: 3-5 60.0% Game: 7-14 50.0%
FT % 1st Half: 9-10 90.0% 2nd half: 7-12 58.3% Game: 16-22 72.7%

Deadball Rebounds 3,1

Northern Iowa 48 • 1-4

##	Player		Total FG-FGA	3-Ptr FG-FGA	FT-FTA	Rebounds Off	Def	Tot	PF	TP	A	TO	Blk	Stl	Min
05	Sorenson, Amber	f	1-5	1-5	0-0	0	2	2	2	3	0	0	0	0	12
42	Keitel, Jen	f	4-9	1-1	0-0	0	3	3	2	9	0	3	0	0	20
02	Weekly, Madison	g	1-6	1-5	2-2	0	1	1	1	5	2	0	0	0	28
14	Davison, Stephanie	g	2-11	1-5	2-4	2	2	4	2	7	5	2	0	0	34
22	Brown, Brooke	g	0-1	0-1	3-5	0	0	0	2	3	1	2	0	0	20
03	Dohnalek, Erin		3-12	2-5	2-4	1	3	4	4	10	0	1	0	3	19
04	Parker, Lauren		0-1	0-0	0-0	0	0	0	0	0	0	0	0	0	3
10	Herzberg, Ellie		2-3	0-1	1-2	0	2	2	0	5	1	0	0	0	21
11	Davison, Angie		0-2	0-2	0-2	1	0	1	0	0	0	0	0	1	7
13	Lamar, Sharnae		1-3	0-0	0-0	0	0	0	2	2	0	1	0	0	13
23	Smith, Ty		0-1	0-0	0-0	0	1	1	1	0	3	0	0	0	5
44	Johnson, Alyssa		1-1	0-0	2-2	0	3	3	0	4	0	1	0	0	18
	Team					4	0	4							
	Totals		15-55	6-25	12-21	8	17	25	16	48	12	10	0	4	200

FG % 1st Half: 7-26 26.9% 2nd half: 8-29 27.6% Game: 15-55 27.3%
3FG % 1st Half: 1-11 9.1% 2nd half: 5-14 35.7% Game: 6-25 24.0%
FT % 1st Half: 6-8 75.0% 2nd half: 6-13 46.2% Game: 12-21 57.1%

Deadball Rebounds 4,1

Officials: Dan Outlaw, Jerome Skirne, Roy Green
Technical fouls: Tulane-TEAM. Northern Iowa-None.
Attendance:

Score by periods	1st	2nd	Total
Tulane	43	28	**71**
Northern Iowa	21	27	**48**

Points	In Paint	Off T/O	2nd Chance	Fast Break	Bench
TLN	30	16	10	2	33
UNI	16	11	6	0	21

GAME 7: NICHOLLS ST 44, TULANE 77

DEC. 3, 2014 // NEW ORLEANS

Leslie Vorpahl (11 pts), Chinwe Duru (10 pts) and Morgan Rogers (8 pts) all recorded season highs as Adesuwa Ebomwonyi grabbed a season best 14 rebounds. The Wave offense was rolling in the second half, shooting 51.4 percent from the field in the second half. Tulane also recorded 40 points in the paint, 25 points off turnovers and 19 second chance points.

Nicholls State 44 • 2-3

##	Player		Total FG-FGA	3-Ptr FG-FGA	FT-FTA	Rebounds Off	Def	Tot	PF	TP	A	TO	Blk	Stl	Min
40	Lilly, Marina	c	0-5	0-0	2-2	3	1	4	3	2	0	4	0	0	18
12	Nash, Jenny	g	3-11	1-6	0-0	1	7	8	2	7	2	2	1	3	35
22	Gray, Ekiya	g	2-4	0-0	2-2	0	2	2	2	6	1	1	1	0	24
23	Ryan, Veronica	g	2-7	2-6	2-2	1	0	1	0	8	1	4	0	2	25
24	Morrison, Taylor	g	0-4	0-2	0-0	0	2	2	2	0	0	1	0	1	19
01	Mandic, Jovana		1-1	0-0	1-1	0	0	0	1	3	0	3	0	0	12
02	Arnick, Shay		4-6	0-0	1-2	0	0	0	1	9	0	1	0	2	11
03	Allen, Elexus		0-2	0-0	0-0	1	2	3	4	0	0	0	0	1	10
05	Pawlowski, Hope		2-5	0-2	2-2	1	4	5	0	6	2	4	0	0	18
15	Charles, Tia		1-7	0-4	0-0	0	2	2	2	2	0	2	0	0	23
21	Ellis, Syleida		0-0	0-0	0-0	0	0	0	0	0	0	1	0	0	2
55	Guillory, JonMarie		0-0	0-0	1-2	0	0	0	0	1	1	0	0	1	3
	Team					1	2	3							
	Totals		15-52	3-20	11-13	8	22	30	17	44	7	23	2	10	200

FG % 1st Half: 7-19 36.8% 2nd half: 8-33 24.2% Game: 15-52 28.8%
3FG % 1st Half: 2-8 25.0% 2nd half: 1-12 8.3% Game: 3-20 15.0%
FT % 1st Half: 7-8 87.5% 2nd half: 4-5 80.0% Game: 11-13 84.6%

Deadball Rebounds 0

Tulane 77 • 6-1

##	Player		Total FG-FGA	3-Ptr FG-FGA	FT-FTA	Rebounds Off	Def	Tot	PF	TP	A	TO	Blk	Stl	Min
30	JONES, Tierra	f	1-1	0-0	1-2	1	2	3	1	3	1	3	0	1	16
45	DURU, Chinwe	c	5-7	0-0	0-1	2	3	5	2	10	0	3	1	1	15
03	MORGAN, Kolby	g	6-8	2-3	1-3	1	1	2	3	15	1	2	0	2	21
20	BLAGG, Danielle	g	4-13	1-6	0-0	1	3	4	1	9	2	0	0	3	24
23	KAPLAN, Jamie	g	1-6	1-2	0-0	2	3	5	0	3	4	0	0	0	20
01	LAFLOE, Brook		0-0	0-0	0-0	0	0	0	0	0	0	0	0	0	1
11	VORPAHL, Leslie		4-6	0-2	3-4	1	1	2	0	11	2	4	0	0	20
13	CRUICKSHANK, Caylah		0-3	0-2	0-0	0	2	2	0	0	0	2	0	0	9
15	EBOMWONYI, Adesuwa		3-10	2-3	0-0	6	8	14	2	8	3	0	0	0	23
22	DALE, Tiffany		2-5	0-0	2-3	4	0	4	2	6	1	1	1	1	16
24	HALL, Paije		0-1	0-0	0-0	0	2	2	0	0	0	0	0	0	4
33	LATHAM, Courtnie		2-7	0-0	0-0	1	3	4	2	4	6	0	0	0	21
42	ROGERS, Morgan		4-4	0-0	0-1	1	2	3	2	8	0	2	0	0	10
	Team					1	1	2							
	Totals		32-71	6-18	7-14	21	31	52	15	77	20	17	2	8	200

FG % 1st Half: 14-36 38.9% 2nd half: 18-35 51.4% Game: 32-71 45.1%
3FG % 1st Half: 2-10 20.0% 2nd half: 4-8 50.0% Game: 6-18 33.3%
FT % 1st Half: 4-7 57.1% 2nd half: 3-7 42.9% Game: 7-14 50.0%

Deadball Rebounds 3

Officials: Albert Titus, Bonnie Pettus, Brian Garland
Technical fouls: Nicholls State-None. Tulane-None.
Attendance: 843

Score by periods	1st	2nd	Total
Nicholls State	23	21	**44**
Tulane	34	43	**77**

Points	In Paint	Off T/O	2nd Chance	Fast Break	Bench
NICH	16	4	4	0	21
TLN	40	25	19	12	37

GAME 8: TULANE 74, UALR 58

DEC. 6, 2014 // JACK STEPHENS CENTER // LITTLE ROCK, ARK.

Leslie Vorpahl tied her career high in both points (22) and three-point field goals (4) as the Wave became the first team to score 60+ points against UALR's top-10 defense, knocking off the Trojans 74-58 on the road. Tulane shot 65.4 percent in the second half and forced 22 turnovers in the game, in which they converted into 23 points.

Tulane 74 • 7-1

##	Player		Total FG-FGA	3-Ptr FG-FGA	FT-FTA	Rebounds Off	Def	Tot	PF	TP	A	TO	Blk	Stl	Min
03	MORGAN, Kolby	*	3-6	1-2	3-4	1	1	2	1	10	0	1	0	1	30
20	BLAGG, Danielle	*	1-5	1-3	0-0	2	2	4	2	3	1	2	0	0	28
23	KAPLAN, Jamie	*	1-4	1-3	0-0	0	0	0	0	3	1	2	0	0	24
30	JONES, Tierra	*	3-6	0-0	1-4	2	8	10	2	7	1	3	0	0	23
45	DURU, Chinwe	*	3-5	0-0	1-1	0	1	1	3	7	0	1	0	0	16
11	VORPAHL, Leslie		6-9	4-6	6-7	2	3	5	1	22	3	5	0	1	22
13	CRUICKSHANK, Caylah		0-0	0-0	0-0	0	0	0	0	0	0	0	1	0	3
15	EBOMWONYI, Adesuwa		1-6	0-1	2-2	0	5	5	2	4	1	2	1	1	19
22	DALE, Tiffany		6-9	0-0	1-2	3	0	3	4	13	2	1	1	1	17
33	LATHAM, Courtnie		2-3	0-0	0-0	0	2	2	1	4	3	0	0	0	13
42	ROGERS, Morgan		0-0	0-0	1-2	0	1	1	2	1	0	2	1	0	5
	Team					1	3	4							
	Totals		26-53	7-15	15-22	11	26	37	18	74	12	19	4	4	200

FG % 1st Half: 9-27 33.3% 2nd half: 17-26 65.4% Game: 26-53 49.1%
3FG % 1st Half: 3-6 50.0% 2nd half: 4-9 44.4% Game: 7-15 46.7%
FT % 1st Half: 7-9 77.8% 2nd half: 8-13 61.5% Game: 15-22 68.2%

Deadball Rebounds 3

UALR 58 • 5-1

##	Player		Total FG-FGA	3-Ptr FG-FGA	FT-FTA	Rebounds Off	Def	Tot	PF	TP	A	TO	Blk	Stl	Min
04	Clark, Kiera	f	2-7	1-4	0-0	0	2	2	1	5	2	3	0	1	28
20	James, Shanity	f	6-12	0-0	3-5	2	5	7	4	15	2	4	1	0	32
40	Pratt, Kaitlyn	f	2-5	0-0	3-4	6	3	9	5	7	0	1	0	1	27
10	Dawn, Alexius	g	3-7	1-4	0-0	0	1	1	4	7	3	1	0	2	24
32	Cobbins, Ka'Nesheia	g	1-6	0-0	1-2	1	0	1	2	3	4	7	0	5	35
02	Townson, Monique		0-1	0-1	0-0	0	1	1	0	0	1	2	0	0	5
21	Williams, Lexus		0-0	0-0	0-0	0	1	1	0	0	1	0	0	0	2
24	Gault, Taylor		5-14	5-10	2-2	0	1	1	2	17	1	4	1	0	28
33	Keys, Keanna		1-3	0-0	2-2	2	3	5	2	4	0	0	1	2	19
	Team					1	3	4							
	Totals		20-55	7-19	11-15	12	20	32	20	58	14	22	3	11	200

FG % 1st Half: 8-26 30.8% 2nd half: 12-29 41.4% Game: 20-55 36.4%
3FG % 1st Half: 3-8 37.5% 2nd half: 4-11 36.4% Game: 7-19 36.8%
FT % 1st Half: 3-4 75.0% 2nd half: 8-11 72.7% Game: 11-15 73.3%

Deadball Rebounds 1

Officials: Gator Parrish, Angel Stanton, Scott Starkey
Technical fouls: Tulane-None. UALR-None.
Attendance: 529

Score by periods	1st	2nd	Total
Tulane	28	46	**74**
UALR	22	36	**58**

Points	In Paint	Off T/O	2nd Chance	Fast Break	Bench
TLN	32	23	1	4	44
UALR	24	11	8	6	21

GAME 9: SAMFORD 56, TULANE 58

DEC. 18, 2014 // NEW ORLEANS

After six lead changes and two ties in the second half, Tulane fought back in the final seconds to emerge with a 58-56 win over Samford in day one action of the DoubleTree Classic. Danielle Blagg not only scored a team high 16 points, but also became the 26th Green Wave women's basketball player to reach the 1,000 career point milestone. In addition, it was Blagg in the closing seconds that scored five of the last six points for her squad.

Samford 56 • 5-5

##	Player		Total FG-FGA	3-Ptr FG-FGA	FT-FTA	Rebounds Off	Def	Tot	PF	TP	A	TO	Blk	Stl	Min
03	ELLIOTT, Destiney	f	3-8	1-2	4-6	3	0	3	3	11	3	5	0	2	37
10	REECE, Taylor	f	5-14	0-2	2-2	0	3	3	4	12	2	2	0	1	33
02	NICHOLS, Hannah	g	5-11	4-7	0-0	1	8	9	3	14	0	3	0	0	37
04	MCGEE, Lydia	g	4-6	2-3	4-4	0	1	1	2	14	5	3	0	0	38
12	STRICKLIN, Krista	g	1-3	1-1	0-0	0	10	10	2	3	1	1	1	0	40-
21	FLETCHER, Keke		1-2	0-1	0-0	0	0	0	1	2	0	1	0	0	7
22	RIGGINS, Ellen		0-2	0-1	0-2	0	1	1	1	0	0	0	0	0	8
	Team					2	5	7				1			
	Totals		19-46	8-17	10-14	6	28	34	16	56	11	16	1	3	200

FG % 1st Half: 8-25 32.0% 2nd half: 11-21 52.4% Game: 19-46 41.3%
3FG % 1st Half: 3-8 37.5% 2nd half: 5-9 55.6% Game: 8-17 47.1%
FT % 1st Half: 0-2 0.0% 2nd half: 10-12 83.3% Game: 10-14 71.4%

Deadball Rebounds 1,2

Tulane 58 • 8-1

##	Player		Total FG-FGA	3-Ptr FG-FGA	FT-FTA	Rebounds Off	Def	Tot	PF	TP	A	TO	Blk	Stl	Min
22	DALE, Tiffany	f	5-8	0-0	1-1	4	2	6	4	11	0	1	2	0	21
30	JONES, Tierra	f	0-4	0-0	2-2	3	3	6	3	2	0	1	1	2	17
03	MORGAN, Kolby	g	3-11	0-4	0-1	2	3	5	2	6	0	2	0	1	30
20	BLAGG, Danielle	g	5-13	2-5	4-5	1	2	3	2	16	2	2	0	2	32
23	KAPLAN, Jamie	g	0-2	0-1	4-6	0	5	5	1	4	5	0	0	0	27
11	VORPAHL, Leslie		2-7	0-3	0-0	0	0	0	0	4	0	0	0	0	17
15	EBOMWONYI, Adesuwa		5-12	0-3	1-1	4	4	8	1	11	1	1	0	3	25
33	LATHAM, Courtnie		1-4	0-0	0-0	0	2	2	0	2	1	0	0	0	15
45	DURU, Chinwe		1-5	0-0	0-0	2	2	4	1	2	0	1	1	0	16
	Team					1	1	2							
	Totals		22-66	2-16	12-16	17	24	41	14	58	9	8	4	8	200

FG % 1st Half: 10-32 31.3% 2nd half: 12-34 35.3% Game: 22-66 33.3%
3FG % 1st Half: 1-7 14.3% 2nd half: 1-9 11.1% Game: 2-16 12.5%
FT % 1st Half: 5-7 71.4% 2nd half: 7-9 77.8% Game: 12-16 75.0%

Deadball Rebounds 1

Officials: Wesley Dean, Bruce Morris, Eric Koch
Technical fouls: Samford-TEAM. Tulane-None.
Attendance:

Score by periods	1st	2nd	Total
Samford	19	37	**56**
Tulane	26	32	**58**

Points	In Paint	Off T/O	2nd Chance	Fast Break	Bench
SAM	18	16	0	0	2
TLN	32	17	18	0	19

GAME 10: MIAMI 65, TULANE 70

DEC. 19, 2014 // NEW ORLEANS

In a battle between two eight win teams, it was the Tulane that moved to 9-1 after a thrilling 70-65 win over Miami in the final game of the DoubleTree Classic. The Wave hit 10 of their last 12 free throws to stave off a surging Miami attack. Kolby Morgan scored a team high 18 points and was named to the All-Tournament Team along with Danielle Blagg. It marked the fifith time in program history that Tulane earned nine wins through 10 games.

Miami 65 • 8-3

##	Player		Total FG-FGA	3-Ptr FG-FGA	FT-FTA	Rebounds Off	Def	Tot	PF	TP	A	TO	Blk	Stl	Min
03	Jessica Thomas	*	2-6	0-3	1-3	1	2	3	2	5	1	5	0	4	24
12	Laura Quevedo	*	0-1	0-0	0-0	0	0	0	3	0	0	1	0	1	13
21	Jassany Williams	*	3-6	0-0	4-6	5	4	9	3	10	1	2	2	2	29
23	Adrienne Motley	*	6-13	3-6	2-2	1	2	3	1	17	1	0	0	2	33
33	Suriya McGuire	*	1-6	0-0	2-4	1	7	8	3	4	5	5	0	1	29
00	Keyanna Harris		0-0	0-0	0-0	0	0	0	1	0	0	1	0	0	2
05	Nigia Greene		0-5	0-4	0-0	0	0	0	2	0	0	1	0	0	10
10	Michelle Woods		1-3	0-1	3-6	0	2	2	5	5	1	2	0	3	21
15	Necole Sterling		8-13	4-5	0-2	4	2	6	4	20	1	2	1	2	27
25	Khaila Prather		0-0	0-0	0-0	0	0	0	1	0	0	1	0	0	1
30	Erykah Davenport		2-4	0-0	0-2	0	0	0	1	4	0	2	0	2	11
	Team					2	0	2							
	Totals		23-57	7-19	12-25	14	19	33	26	65	10	22	3	17	200

FG % 1st Half: 11-26 42.3% 2nd half: 12-31 38.7% Game: 23-57 40.4%
3FG % 1st Half: 2-8 25.0% 2nd half: 5-11 45.5% Game: 7-19 36.8%
FT % 1st Half: 4-12 33.3% 2nd half: 8-13 61.5% Game: 12-25 48.0%

Deadball Rebounds 8

Tulane 70 • 9-1

##	Player		Total FG-FGA	3-Ptr FG-FGA	FT-FTA	Rebounds Off	Def	Tot	PF	TP	A	TO	Blk	Stl	Min
03	MORGAN, Kolby	*	5-7	0-1	8-8	3	4	7	1	18	4	4	0	4	30
20	BLAGG, Danielle	*	2-9	2-4	1-2	1	2	3	1	7	1	1	0	1	23
22	DALE, Tiffany	*	3-4	0-0	3-4	0	2	2	4	9	0	3	2	2	23
23	KAPLAN, Jamie	*	2-7	2-4	1-2	1	4	5	0	7	1	4	0	2	26
30	JONES, Tierra	*	2-7	0-0	2-8	2	4	6	4	6	2	2	0	3	21
11	VORPAHL, Leslie		1-1	0-0	2-4	0	2	2	3	4	2	4	0	0	16
15	EBOMWONYI, Adesuwa		3-5	2-2	0-0	0	3	3	1	8	0	1	0	1	15
33	LATHAM, Courtnie		2-4	0-1	2-3	0	1	1	2	6	6	4	0	0	26
42	ROGERS, Morgan		1-1	0-0	0-0	1	0	1	2	2	0	0	0	0	7
45	DURU, Chinwe		0-2	0-0	3-4	0	1	1	1	3	0	3	0	0	13
	Team					4	2	6							
	Totals		21-47	6-12	22-35	12	25	37	19	70	16	26	2	13	200

FG % 1st Half: 10-27 37.0% 2nd half: 11-20 55.0% Game: 21-47 44.7%
3FG % 1st Half: 4-7 57.1% 2nd half: 2-5 40.0% Game: 6-12 50.0%
FT % 1st Half: 5-6 83.3% 2nd half: 17-29 58.6% Game: 22-35 62.9%

Deadball Rebounds 8

Officials: Karen Preato, Jules Gallien, Jennifer Rezac
Technical fouls: Miami-None. Tulane-None.
Attendance: 1022

Score by periods	1st	2nd	Total
Miami	28	37	**65**
Tulane	29	41	**70**

Points	In Paint	Off T/O	2nd Chance	Fast Break	Bench
UM	22	23	12	6	29
TLN	26	24	12	2	23

GAME 11: FLORIDA ST 65, TULANE 54

DEC. 22, 2014 // NEW ORLEANS

In the final non-conference game of the season, Tulane fell 65-54 to the visiting Florida State Seminoles (12-1), bringing an end to their five game win streak. Despite the loss, the Green Wave still achieved its fifth 9-2 start in the last six years. Tiffany Dale broke out with a season high 17 points on 7-for-11 night from the field. The Wave held FSU to a season low in points and a season high in turnovers (22).

Florida State 65 • 12-1

##	Player		Total FG-FGA	3-Ptr FG-FGA	FT-FTA	Rebounds Off	Def	Tot	PF	TP	A	TO	Blk	Stl	Min
01	Morgan Jones	*	1-7	0-3	0-1	0	2	2	3	2	3	4	1	0	28
02	Adut Bulgak	*	3-11	0-2	2-2	2	7	9	0	8	1	1	0	1	30
12	Brittany Brown	*	6-12	1-2	1-2	3	8	11	2	14	1	3	0	2	33
15	Maegan Conwright	*	1-8	0-5	0-0	0	3	3	1	2	5	6	0	2	37
23	Ivey Slaughter	*	8-9	0-0	5-7	3	7	10	4	21	0	5	2	3	29
03	Emiah Bingley		1-4	1-2	0-0	1	1	2	3	3	1	0	0	0	20
20	Shakayla Thomas		6-8	0-0	3-4	3	3	6	2	15	0	2	1	2	20
24	Shakena Richardson		0-1	0-0	0-0	0	1	1	2	0	0	1	0	0	3
	Team					4	2	6							
	Totals		26-60	2-14	11-16	16	34	50	17	65	11	22	4	10	200

FG % 1st Half: 15-28 53.6% 2nd half: 11-32 34.4% Game: 26-60 43.3%
3FG % 1st Half: 1-7 14.3% 2nd half: 1-7 14.3% Game: 2-14 14.3%
FT % 1st Half: 5-7 71.4% 2nd half: 6-9 66.7% Game: 11-16 68.8%

Deadball Rebounds 1

Tulane 54 • 9-2

##	Player		Total FG-FGA	3-Ptr FG-FGA	FT-FTA	Rebounds Off	Def	Tot	PF	TP	A	TO	Blk	Stl	Min
03	MORGAN, Kolby	*	1-7	1-5	4-4	1	1	2	1	7	2	3	1	1	29
20	BLAGG, Danielle	*	1-12	1-5	1-2	2	0	2	1	4	0	1	0	0	20
22	DALE, Tiffany	*	7-11	0-0	3-6	3	3	6	1	17	0	3	3	2	28
23	KAPLAN, Jamie	*	1-9	0-3	0-0	0	3	3	0	2	7	1	1	4	30
30	JONES, Tierra	*	2-2	0-0	0-0	0	1	1	5	4	1	3	0	0	13
11	VORPAHL, Leslie		2-5	1-1	2-2	0	3	3	3	7	1	3	0	1	22
13	CRUICKSHANK, Caylah		0-2	0-0	0-0	0	0	0	0	0	1	1	1	1	6
15	EBOMWONYI, Adesuwa		1-5	0-2	0-0	0	2	2	1	2	1	1	0	1	22
33	LATHAM, Courtnie		0-3	0-1	0-0	1	1	2	3	0	0	1	0	0	8
45	DURU, Chinwe		5-7	0-0	1-2	2	4	6	3	11	0	0	1	0	22
	Team					4	4	8							
	Totals		20-63	3-17	11-16	13	22	35	18	54	13	17	7	10	200

FG % 1st Half: 9-39 23.1% 2nd half: 11-24 45.8% Game: 20-63 31.7%
3FG % 1st Half: 1-7 14.3% 2nd half: 2-10 20.0% Game: 3-17 17.6%
FT % 1st Half: 2-4 50.0% 2nd half: 9-12 75.0% Game: 11-16 68.8%

Deadball Rebounds 1

Officials: Scott Yarbrough, Joseph Vaszily, Michael McConnell
Technical fouls: Florida State-None. Tulane-None.
Attendance: 1000

Score by periods	1st	2nd	Total
Florida State	36	29	**65**
Tulane	21	33	**54**

Points	In Paint	Off T/O	2nd Chance	Fast Break	Bench
FSU	38	22	17	8	18
TLN	32	13	8	0	20

GAME 12: TULANE 60, CINCINNATI 50

DEC. 28, 2014 // FIFTH THIRD ARENA // CINCINNATI, OHIO

Tulane debuted in The American with a 60-50 road win at Cincinnati to earn its 10th win of the year. Nine different players scored and was led by Leslie Vorpahl who tallied 18 points and tied her career high of four three pointers made in a game. In addition, Tiffany Dale recorded her first double double of the year with 10 points and a season high 14 rebounds. Tulane held the Bearcats to a season low in total points and outrebounded Cincy 46-34.

Tulane 60 • 10-2, 1-0

##	Player		Total FG-FGA	3-Ptr FG-FGA	FT-FTA	Rebounds Off	Def	Tot	PF	TP	A	TO	Blk	Stl	Min
22	DALE, Tiffany	f	4-11	0-0	2-4	10	4	14	3	10	4	1	1	1	31
30	JONES, Tierra	f	2-4	0-0	0-0	2	7	9	1	4	2	1	0	1	23
03	MORGAN, Kolby	g	5-13	0-2	0-1	1	2	3	2	10	2	1	0	2	28
20	BLAGG, Danielle	g	2-12	0-3	0-0	1	1	2	2	4	1	1	0	0	23
23	KAPLAN, Jamie	g	2-6	0-0	2-2	0	2	2	1	6	1	1	0	0	25
11	VORPAHL, Leslie		7-12	4-7	0-0	0	1	1	0	18	3	0	0	2	24
13	CRUICKSHANK, Caylah		2-2	0-0	0-0	0	1	1	1	4	0	0	0	1	6
15	EBOMWONYI, Adesuwa		1-5	0-1	0-0	3	0	3	0	2	0	1	0	0	11
33	LATHAM, Courtnie		1-2	0-0	0-0	1	1	2	0	2	0	2	0	0	15
45	DURU, Chinwe		0-4	0-0	0-0	1	4	5	3	0	1	1	3	0	14
	Team					1	3	4				1			
	Totals		26-71	4-13	4-7	20	26	46	13	60	14	10	4	7	200

FG % 1st Half: 13-37 35.1% 2nd half: 13-34 38.2% Game: 26-71 36.6%
3FG % 1st Half: 2-7 28.6% 2nd half: 2-6 33.3% Game: 4-13 30.8%
FT % 1st Half: 4-7 57.1% 2nd half: 0-0 0.0% Game: 4-7 57.1%

Deadball Rebounds 1,1

Cincinnati 50 • 3-9, 0-1

##	Player		Total FG-FGA	3-Ptr FG-FGA	FT-FTA	Rebounds Off	Def	Tot	PF	TP	A	TO	Blk	Stl	Min
35	HILL, Marley	f	1-8	0-0	0-0	1	5	6	2	2	1	3	0	1	30
03	OWENS, Ana	g	5-12	2-4	4-5	1	7	8	1	16	4	2	1	1	37
22	QUISENBERRY, Bianca	g	5-7	1-1	1-2	1	0	1	2	12	1	3	0	0	20
23	WHITFIELD, Jasmine	g	2-10	2-8	0-0	1	4	5	2	6	1	1	0	1	37
25	JAMISON, Chelsea	g	2-7	1-1	0-0	1	4	5	3	5	0	5	1	0	28
05	CANN, Makenzie		2-5	1-3	0-0	1	2	3	1	5	2	1	0	0	21
13	TARVER, Brandey		2-3	0-0	0-0	1	3	4	0	4	0	0	1	0	16
32	CHANDLER, Shelbi		0-0	0-0	0-1	1	0	1	0	0	1	1	0	1	11
	Team					0	1	1				1			
	Totals		19-52	7-17	5-8	8	26	34	11	50	10	17	3	4	200

FG % 1st Half: 8-29 27.6% 2nd half: 11-23 47.8% Game: 19-52 36.5%
3FG % 1st Half: 2-7 28.6% 2nd half: 5-10 50.0% Game: 7-17 41.2%
FT % 1st Half: 2-2 100.0 2nd half: 3-6 50.0% Game: 5-8 62.5%

Deadball Rebounds 1,1

Officials: Joanne Aldrich, Zachary Klein, Brandon Enterline
Technical fouls: Tulane-None. Cincinnati-None.
Attendance: 531

Score by periods	1st	2nd	Total
Tulane	32	28	**60**
Cincinnati	20	30	**50**

Points	In Paint	Off T/O	2nd Chance	Fast Break	Bench
TLN	38	19	18	14	26
CIN	14	8	2	2	9

Game Summaries

GAME 13: HOUSTON 40, TULANE 70

DEC. 30, 2014 // NEW ORLEANS

A season high 12 players on Tulane's 13 player roster registered points including 14 points from Danielle Blagg and a 10-point, 10-rebound, double-double by Adesuwa Ebomwonyi. For the second straight game, Tulane achieved 46 rebounds, grabbing nine more boards than Houston. Tulane's defense made Houston tie their season low in total points and record their lowest field percentage on the year at 23.5 percent.

Houston 40 • 5-8, 0-2

##	Player		Total FG-FGA	3-Ptr FG-FGA	FT-FTA	Rebounds Off	Def	Tot	PF	TP	A	TO	Blk	Stl	Min
22	AMERSON, Marche'	f	3-10	1-2	2-4	2	3	5	1	9	0	4	0	4	28
33	GILBERT, Tyler	f	2-9	0-0	3-7	4	6	10	4	7	0	2	1	0	27
15	SMITH, Alecia	g	1-8	1-6	0-0	0	2	2	2	3	4	4	0	2	30
21	PALMER, Jessieka	g	0-3	0-0	0-0	0	0	0	5	0	1	3	0	0	14
24	MITCHELL, Mariah	g	2-6	2-5	2-2	1	0	1	2	8	1	1	0	0	25
03	WINSLOW, Bianca		0-2	0-1	2-2	1	0	1	2	2	3	4	0	0	27
23	KINARD, Moesha		0-3	0-0	0-0	2	2	4	0	0	0	2	0	0	15
25	JOSHUA, DeJah		1-6	0-2	2-2	1	2	3	2	4	0	0	0	2	13
34	ALFORD, Terran		3-4	0-0	1-2	1	4	5	3	7	0	2	0	2	21
	Team					3	3	6							
	Totals		12-51	4-16	12-19	15	22	37	21	40	9	22	1	10	200

FG % 1st Half: 8-23 34.8% 2nd half: 4-28 14.3% Game: 12-51 23.5%
3FG % 1st Half: 1-6 16.7% 2nd half: 3-10 30.0% Game: 4-16 25.0%
FT % 1st Half: 4-9 44.4% 2nd half: 8-10 80.0% Game: 12-19 63.2%

Deadball Rebounds 3

Tulane 70 • 11-2, 2-0

##	Player		Total FG-FGA	3-Ptr FG-FGA	FT-FTA	Rebounds Off	Def	Tot	PF	TP	A	TO	Blk	Stl	Min
22	DALE, Tiffany	f	2-2	0-0	3-3	3	6	9	3	7	2	3	0	2	12
30	JONES, Tierra	f	4-6	0-0	0-1	3	2	5	3	8	0	2	0	1	18
03	MORGAN, Kolby	g	1-7	0-4	2-2	3	2	5	1	4	0	2	0	3	24
20	BLAGG, Danielle	g	6-10	1-4	1-1	2	1	3	2	14	0	1	0	0	26
23	KAPLAN, Jamie	g	2-6	0-2	2-2	0	1	1	0	6	6	3	0	0	20
01	LAFLOE, Brook		1-2	0-1	0-0	0	0	0	0	2	0	0	0	0	3
11	VORPAHL, Leslie		1-6	1-4	3-4	0	2	2	2	6	3	1	0	2	22
13	CRUICKSHANK, Caylah		0-2	0-1	0-0	0	0	0	1	0	0	1	0	0	7
15	EBOMWONYI, Adesuwa		4-7	0-1	2-2	3	7	10	0	10	1	0	0	2	21
24	HALL, Paije		1-1	0-0	1-2	0	3	3	0	3	0	0	0	0	7
33	LATHAM, Courtnie		2-6	0-0	1-2	1	1	2	2	5	2	2	0	1	20
42	ROGERS, Morgan		1-2	0-0	0-0	0	3	3	2	2	0	0	0	1	10
45	DURU, Chinwe		1-4	0-0	1-2	1	0	1	2	3	0	1	0	0	10
	Team					2	0	2				1			
	Totals		26-61	2-17	16-21	18	28	46	18	70	14	17	0	12	200

FG % 1st Half: 16-32 50.0% 2nd half: 10-29 34.5% Game: 26-61 42.6%
3FG % 1st Half: 2-10 20.0% 2nd half: 0-7 0.0% Game: 2-17 11.8%
FT % 1st Half: 6-8 75.0% 2nd half: 10-13 76.9% Game: 16-21 76.2%

Deadball Rebounds 0

Officials: Angela Lewis, Kristi Vera, Luis Gonzalez
Technical fouls: Houston-None. Tulane-None.
Attendance: 644

Score by periods	1st	2nd	Total
Houston	21	19	**40**
Tulane	40	30	**70**

Points	In Paint	Off T/O	2nd Chance	Fast Break	Bench
UH	12	10	6	0	13
TLN	36	18	17	6	31

GAME 14: USF 53, TULANE 40

JAN. 4, 2015 // NEW ORLEANS

A rare cold shooting night made Tulane drop their first loss in The American in a 53-40 effort vs South Florida. Tulane shot a season low 24.6 percent (16-of-65) from the field, including a 2-for-21 day from three-point range. Tulane's defense held USF to its second lowest points total on the year and forced them to commit their second most turnovers (24). 21 of Tulane's 43 rebounds were offensive boards. Jamie Kaplan led with nine points.

South Florida 53 • 12-3, 3-0

##	Player		Total FG-FGA	3-Ptr FG-FGA	FT-FTA	Rebounds Off	Def	Tot	PF	TP	A	TO	Blk	Stl	Min
20	FERREIRA, Laura	f	3-8	2-7	2-3	1	4	5	3	10	3	4	0	0	29
24	JENKINS, Alisia	f	4-6	0-0	2-2	4	10	14	3	10	1	2	1	3	38
45	WEBER, Katelyn	c	1-4	0-0	0-0	4	2	6	2	2	0	2	0	0	22
10	WILLIAMS, Courtney	g	6-18	1-3	1-3	1	8	9	1	14	1	6	1	3	30
13	MARCOS CANEDO, Laur	g	2-3	0-0	2-2	0	0	0	2	6	2	0	0	0	19
03	TAYLOR, Tamara		2-9	1-6	1-2	1	2	3	1	6	1	0	0	2	14
11	PUJOL, Ariadna		0-0	0-0	2-2	0	1	1	0	2	1	1	0	0	7
15	NAYLOR, Shavontae		0-0	0-0	0-0	1	0	1	0	0	0	1	0	1	5
23	STRINGFIELD, Shaleth		1-2	1-1	0-1	0	3	3	0	3	3	3	0	0	21
32	JESPERSEN, Maria		0-1	0-1	0-0	1	1	2	2	0	0	1	0	0	15
	Team					0	1	1				4			
	Totals		19-51	5-18	10-15	13	32	45	14	53	12	24	2	9	200

FG % 1st Half: 10-28 35.7% 2nd half: 9-23 39.1% Game: 19-51 37.3%
3FG % 1st Half: 2-9 22.2% 2nd half: 3-9 33.3% Game: 5-18 27.8%
FT % 1st Half: 4-6 66.7% 2nd half: 6-9 66.7% Game: 10-15 66.7%

Deadball Rebounds 2

Tulane 40 • 11-3, 2-1

##	Player		Total FG-FGA	3-Ptr FG-FGA	FT-FTA	Rebounds Off	Def	Tot	PF	TP	A	TO	Blk	Stl	Min
22	DALE, Tiffany	f	1-3	0-0	0-2	4	4	8	3	2	0	2	1	0	31
30	JONES, Tierra	f	2-3	0-0	1-2	1	2	3	4	5	2	3	0	2	17
03	MORGAN, Kolby	g	2-12	0-4	3-4	4	4	8	2	7	2	1	1	1	30
20	BLAGG, Danielle	g	2-10	0-4	0-0	0	1	1	0	4	0	1	0	0	19
23	KAPLAN, Jamie	g	4-12	0-3	1-2	0	0	0	2	9	2	3	0	2	25
11	VORPAHL, Leslie		1-9	1-5	0-0	0	2	2	1	3	2	1	0	2	28
15	EBOMWONYI, Adesuwa		0-4	0-3	1-2	3	4	7	0	1	1	0	0	0	14
33	LATHAM, Courtnie		1-6	1-2	0-0	0	2	2	0	3	1	4	0	3	16
42	ROGERS, Morgan		0-1	0-0	0-0	1	1	2	0	0	0	1	1	0	3
45	DURU, Chinwe		3-5	0-0	0-0	5	2	7	3	6	0	3	0	1	17
	Team					3	0	3							
	Totals		16-65	2-21	6-12	21	22	43	15	40	10	19	3	11	200

FG % 1st Half: 7-34 20.6% 2nd half: 9-31 29.0% Game: 16-65 24.6%
3FG % 1st Half: 2-13 15.4% 2nd half: 0-8 0.0% Game: 2-21 9.5%
FT % 1st Half: 2-7 28.6% 2nd half: 4-5 80.0% Game: 6-12 50.0%

Deadball Rebounds 2

Officials: Ron Ledington, Brandon Enterline, Linda Miles
Technical fouls: South Florida-None. Tulane-None.
Attendance: 1587

Score by periods	1st	2nd	Total
South Florida	26	27	**53**
Tulane	18	22	**40**

Points	In Paint	Off T/O	2nd Chance	Fast Break	Bench
USF	20	6	7	6	11
TLN	22	12	9	8	13

GAME 15: TULANE 76, EAST CAROLINA 63

JAN. 7, 2015 // MINGES COLISEUM // GREENVILLE, N.C.

Tulane utilized its best shooting performance of the season to earn a 76-63 victory at East Carolina. The Green Wave shot 56.5 percent from the field (26-of-46) as Kolby Morgan, Danielle Blagg, Jamie Kaplan and Chinwe Duru combined for 54 points. Blagg scored nine of her 12 points in the first half while Morgan tallied 13 of her team high 15 points in the second half. The Wave also shot 5-of-8 from three point range.

Tulane 76 • 12-3, 3-1 AAC

##	Player		Total FG-FGA	3-Ptr FG-FGA	FT-FTA	Rebounds Off	Def	Tot	PF	TP	A	TO	Blk	Stl	Min
22	DALE, Tiffany	f	3-7	0-0	0-2	2	0	2	2	6	1	1	1	0	26
03	MORGAN, Kolby	g	5-10	1-2	4-4	1	2	3	3	15	0	3	0	4	23
20	BLAGG, Danielle	g	4-6	2-3	2-4	0	2	2	2	12	2	0	0	2	24
23	KAPLAN, Jamie	g	3-4	0-0	8-11	0	4	4	1	14	9	5	0	2	31
30	JONES, Tierra	g	0-1	0-0	1-2	0	0	0	4	1	1	2	0	0	12
11	VORPAHL, Leslie		1-1	1-1	2-2	0	3	3	2	5	2	2	0	1	19
13	CRUICKSHANK, Caylah		0-0	0-0	0-0	0	0	0	0	0	0	0	0	0	1
15	EBOMWONYI, Adesuwa		1-1	1-1	0-0	0	3	3	2	3	0	1	0	1	15
33	LATHAM, Courtnie		2-6	0-1	1-2	0	4	4	0	5	1	1	0	0	19
42	ROGERS, Morgan		1-2	0-0	0-0	0	1	1	1	2	0	1	0	0	3
45	DURU, Chinwe		6-8	0-0	1-3	2	7	9	4	13	0	1	3	0	27
	Team					1	4	5				1			
	Totals		26-46	5-8	19-30	6	30	36	21	76	16	18	4	10	200

FG % 1st Half: 15-25 60.0% 2nd half: 11-21 52.4% Game: 26-46 56.5%
3FG % 1st Half: 3-4 75.0% 2nd half: 2-4 50.0% Game: 5-8 62.5%
FT % 1st Half: 5-12 41.7% 2nd half: 14-18 77.8% Game: 19-30 63.3%

Deadball Rebounds 5

East Carolina 63 • 9-6, 0-4 AAC

##	Player		Total FG-FGA	3-Ptr FG-FGA	FT-FTA	Rebounds Off	Def	Tot	PF	TP	A	TO	Blk	Stl	Min
23	PAYNE, Jada	f	3-15	1-9	2-2	2	2	4	3	9	7	3	2	2	36
24	TAYLOR, I'Tiana	f	9-19	0-0	5-10	9	10	19	4	23	1	2	0	1	39
21	TRICE, Abria	g	4-16	0-2	2-3	7	4	11	3	10	2	3	1	2	28
22	PHILLIPS, Jasmine	g	3-5	0-0	2-4	1	2	3	4	8	0	1	1	1	20
33	EBRON, Janesha	g	0-3	0-1	0-0	0	0	0	1	0	3	4	0	1	29
01	NELSON, Shae		2-7	1-5	2-2	0	0	0	5	7	1	2	0	0	14
04	GRAY, DeVaughn		2-9	2-5	0-0	1	0	1	0	6	0	1	0	0	12
20	CHAPPLE, Tatiana		0-0	0-0	0-0	1	1	2	3	0	0	0	0	1	12
40	SHAW, Ondrea		0-3	0-0	0-0	3	1	4	3	0	0	1	2	0	10
	Team					5	0	5							
	Totals		23-77	4-22	13-21	29	20	49	26	63	14	17	6	8	200

FG % 1st Half: 11-39 28.2% 2nd half: 12-38 31.6% Game: 23-77 29.9%
3FG % 1st Half: 1-8 12.5% 2nd half: 3-14 21.4% Game: 4-22 18.2%
FT % 1st Half: 8-13 61.5% 2nd half: 5-8 62.5% Game: 13-21 61.9%

Deadball Rebounds 3

Officials: Denise Brooks, Ed Sidlasky, Karen Preato
Technical fouls: Tulane-JONES, Tierra. East Carolina-None.
Attendance: 998

Score by periods	1st	2nd	Total
Tulane	38	38	**76**
East Carolina	31	32	**63**

Points	In Paint	Off T/O	2nd Chance	Fast Break	Bench
TLN	34	16	9	4	28
ECU	36	16	19	8	13

GAME 16: TULANE 71, UCF 70

JAN. 13, 2015 // CFE ARENA // ORLANDO, FLA.

Down four with under 45 seconds left, Danielle Blagg hit a three to get within one. After UCF missed the front end of a 1-and-1, Kolby Morgan scored on a floater on the right side of the paint with four seconds left to give Tulane the 71-70 win. Morgan finished with 16 points and a team high eight rebounds. Blagg notched a season high 20 points on a season best five treys. In addition, Chinwe Duru recorded 12 points, which all came in the second half.

TULANE 71 • 13-3, 4-1

##	Player		Total FG-FGA	3-Ptr FG-FGA	FT-FTA	Rebounds Off	Def	Tot	PF	TP	A	TO	Blk	Stl	Min
22	DALE, Tiffany	f	1-4	0-0	6-8	1	4	5	1	8	1	2	1	2	26
03	MORGAN, Kolby	g	6-15	0-4	4-7	4	4	8	1	16	2	1	0	1	34
20	BLAGG, Danielle	g	7-14	5-11	1-2	1	3	4	1	20	1	2	0	1	32
23	KAPLAN, Jamie	g	0-3	0-2	1-2	1	4	5	0	1	6	4	0	0	32
30	JONES, Tierra	g	1-1	0-0	2-2	2	0	2	3	4	1	5	0	0	14
11	VORPAHL, Leslie		2-5	2-3	0-3	0	3	3	2	6	1	1	0	0	13
15	EBOMWONYI, Adesuwa		0-3	0-2	0-0	2	3	5	2	0	0	1	1	1	19
33	LATHAM, Courtnie		2-6	0-1	0-0	1	0	1	2	4	0	1	0	0	9
42	ROGERS, Morgan		0-0	0-0	0-0	0	0	0	0	0	0	0	0	0	1
45	DURU, Chinwe		3-6	0-0	6-10	1	2	3	4	12	0	0	0	0	20
	Team					4	1	5							
	Totals		22-57	7-23	20-34	17	24	41	16	71	12	17	2	5	200

FG % 1st Half: 9-29 31.0% 2nd half: 13-28 46.4% Game: 22-57 38.6%
3FG % 1st Half: 3-16 18.8% 2nd half: 4-7 57.1% Game: 7-23 30.4%
FT % 1st Half: 9-15 60.0% 2nd half: 11-19 57.9% Game: 20-34 58.8%

Deadball Rebounds 8

UCF 70 • 6-10, 2-3

##	Player		Total FG-FGA	3-Ptr FG-FGA	FT-FTA	Rebounds Off	Def	Tot	PF	TP	A	TO	Blk	Stl	Min
42	TAYLOR, Stephanie	f	4-6	0-0	0-0	3	0	3	4	8	0	0	2	0	28
13	MONTGOMERY, Brittni	c	1-3	0-0	1-2	2	0	2	4	3	0	1	1	0	8
02	HINES, Andrea	g	0-3	0-1	0-1	0	4	4	3	0	5	3	0	1	24
22	GREGORY, Aliyah	g	7-16	0-1	2-2	2	3	5	1	16	6	4	0	1	37
23	LEWIS, Zykira	g	9-20	5-10	4-4	1	2	3	3	27	1	3	1	3	28
10	BLAIR, Bryeasha		0-1	0-0	0-0	0	0	0	0	0	1	2	0	0	3
11	GORDON, Yanique		4-7	0-0	1-2	4	7	11	4	9	0	0	0	2	26
14	JUARBE, Erica		0-2	0-0	2-4	2	4	6	2	2	2	2	1	2	26
24	NDOUR, Fifi		2-7	1-4	0-0	1	0	1	4	5	1	1	0	0	20
	Team					2	3	5							
	Totals		27-65	6-16	10-15	17	23	40	25	70	16	16	5	9	200

FG % 1st Half: 16-39 41.0% 2nd half: 11-26 42.3% Game: 27-65 41.5%
3FG % 1st Half: 2-5 40.0% 2nd half: 4-11 36.4% Game: 6-16 37.5%
FT % 1st Half: 3-6 50.0% 2nd half: 7-9 77.8% Game: 10-15 66.7%

Deadball Rebounds 2,1

Officials: Luis Gonzalez, Kevin Farlow, Angelica Suffren
Technical fouls: TULANE-None. UCF-None.
Attendance: 1121

Score by periods	1st	2nd	Total
TULANE	30	41	**71**
UCF	37	33	**70**

Points	In Paint	Off T/O	2nd Chance	Fast Break	Bench
TLN	26	19	15	2	22
UCF	32	9	15	2	16

GAME 17: SMU 58, TULANE 60

JAN. 17, 2015 // NEW ORLEANS

Danielle Blagg and Leslie Vorpahl scored 16 points each and combined for 12 total steals as the Green Wave earned another dramatic win, this time over SMU. Vorpahl scored six of the team's final eight points, including the go-ahead three pointer. Tulane's defense held SMU scoreless for the final 2:38 of the game and to 28.0 percent shooting in the second half.

SMU 58 • 4-13, 0-6

##	Player		Total FG-FGA	3-Ptr FG-FGA	FT-FTA	Rebounds Off	Def	Tot	PF	TP	A	TO	Blk	Stl	Min
10	FROLING, Alicia	f	4-11	0-1	1-2	2	4	6	4	9	0	3	2	2	22
11	FROLING, Keely	f	2-5	0-1	2-2	3	2	5	3	6	0	1	1	2	35
00	PERRY, Kiara	g	4-9	2-4	1-1	1	2	3	2	11	2	3	0	2	30
03	WILKINS, Gabrielle	g	0-7	0-1	7-8	3	1	4	3	7	5	3	3	0	26
12	BOLTON, Morgan	g	2-6	2-6	0-0	0	0	0	3	6	1	6	0	1	18
04	REESE, Mikayla		1-2	1-1	0-0	0	0	0	0	3	0	1	0	0	7
05	DeGAR, Aurmani		0-0	0-0	0-0	0	0	0	0	0	0	1	0	0	0+
25	BRAME, Taylor		0-0	0-0	0-0	0	0	0	0	0	0	0	0	0	3
31	HIVES-McCRAY, D.		7-12	0-0	2-4	1	6	7	0	16	1	0	2	1	34
32	SHORT, Raven		0-4	0-2	0-0	3	6	9	1	0	3	1	0	1	25
	Team					2	1	3							
	Totals		20-56	5-16	13-17	15	22	37	16	58	12	19	8	9	200

FG % 1st Half: 13-31 41.9% 2nd half: 7-25 28.0% Game: 20-56 35.7%
3FG % 1st Half: 4-8 50.0% 2nd half: 1-8 12.5% Game: 5-16 31.3%
FT % 1st Half: 5-7 71.4% 2nd half: 8-10 80.0% Game: 13-17 76.5%

Deadball Rebounds 2

Tulane 60 • 14-3, 5-1

##	Player		Total FG-FGA	3-Ptr FG-FGA	FT-FTA	Rebounds Off	Def	Tot	PF	TP	A	TO	Blk	Stl	Min
22	DALE, Tiffany	f	3-6	0-0	2-4	4	5	9	3	8	2	3	2	1	32
30	JONES, Tierra	f	2-5	0-0	0-0	1	0	1	5	4	0	1	0	1	11
03	MORGAN, Kolby	g	4-11	0-1	1-2	1	0	1	1	9	2	1	2	1	35
20	BLAGG, Danielle	g	6-12	4-5	0-2	1	8	9	0	16	2	4	0	7	34
23	KAPLAN, Jamie	g	0-1	0-1	2-2	0	1	1	0	2	1	3	0	1	20
11	VORPAHL, Leslie		6-11	1-4	3-4	1	3	4	0	16	5	1	0	5	30
15	EBOMWONYI, Adesuwa		1-3	0-0	0-0	1	1	2	1	2	0	0	0	0	22
33	LATHAM, Courtnie		1-2	0-1	0-0	0	0	0	1	2	0	0	1	0	6
42	ROGERS, Morgan		0-1	0-0	1-2	0	1	1	2	1	0	4	0	0	10
	Team					1	4	5							
	Totals		23-52	5-12	9-16	10	23	33	13	60	12	17	5	16	200

FG % 1st Half: 10-24 41.7% 2nd half: 13-28 46.4% Game: 23-52 44.2%
3FG % 1st Half: 2-6 33.3% 2nd half: 3-6 50.0% Game: 5-12 41.7%
FT % 1st Half: 7-12 58.3% 2nd half: 2-4 50.0% Game: 9-16 56.3%

Deadball Rebounds 4

Officials: Maj Forsberg, Angela Lewis, Bruce Morris
Technical fouls: SMU-None. Tulane-None.
Attendance: 868

Score by periods	1st	2nd	Total
SMU	35	23	**58**
Tulane	29	31	**60**

Points	In Paint	Off T/O	2nd Chance	Fast Break	Bench
SMU	16	7	10	2	19
TLN	26	13	4	6	21

GAME 18: TULSA 34, TULANE 73

JAN. 20, 2015 // NEW ORLEANS

Danielle Blagg and Leslie Vorpahl scored 16 points each for the second straight game as Kolby Morgan led with 17 points. Tulane's defense held Tulsa to an all-time program low in points in conference play. Also forced Tulsa to commit a season high 23 turnovers. Recorded their best first half performance of the season, shooting 61.5 percent from the field.

Tulsa 34 • 8-10, 3-4

##	Player		Total FG-FGA	3-Ptr FG-FGA	FT-FTA	Rebounds Off	Def	Tot	PF	TP	A	TO	Blk	Stl	Min
32	TURNER, Mariah	f	5-8	0-0	2-2	1	6	7	3	12	0	5	0	2	34
00	GROVEY, Kelsee	g	1-9	0-6	0-0	1	1	2	1	2	2	2	0	3	27
04	REID, Teanna	g	0-2	0-2	0-0	0	3	3	3	0	2	2	0	1	21
13	HUGHES, Ashley	g	1-3	0-2	2-2	0	2	2	3	4	0	0	0	1	27
35	BRADY, Kadan	g	1-8	1-3	0-0	1	2	3	1	3	1	3	0	1	21
01	HOLMES, Jordyn		0-10	0-4	0-0	0	3	3	1	0	1	0	0	1	17
03	WAKEFIELD, Erika		2-2	0-0	0-0	0	2	2	1	4	0	5	0	1	19
15	WEBSTER, Antoinet		0-1	0-1	0-0	0	0	0	0	0	0	1	0	0	4
23	CLARK, Ashley		4-12	0-2	1-4	3	4	7	0	9	1	3	0	3	24
24	CAMPBELL, Autura		0-0	0-0	0-0	0	2	2	1	0	0	2	0	0	6
	Team					2	0	2							
	Totals		14-55	1-20	5-8	8	25	33	14	34	7	23	0	13	200

FG % 1st Half: 7-27 25.9% 2nd half: 7-28 25.0% Game: 14-55 25.5%
3FG % 1st Half: 1-14 7.1% 2nd half: 0-6 0.0% Game: 1-20 5.0%
FT % 1st Half: 2-2 100.0 2nd half: 3-6 50.0% Game: 5-8 62.5%

Deadball Rebounds 1

Tulane 73 • 15-3, 6-1

##	Player		Total FG-FGA	3-Ptr FG-FGA	FT-FTA	Rebounds Off	Def	Tot	PF	TP	A	TO	Blk	Stl	Min
22	DALE, Tiffany	f	2-3	0-0	0-0	0	3	3	3	4	1	4	0	1	15
30	JONES, Tierra	f	0-2	0-0	0-0	0	3	3	0	0	2	0	0	0	18
03	MORGAN, Kolby	g	7-10	2-4	1-1	0	5	5	1	17	0	2	0	3	26
20	BLAGG, Danielle	g	6-10	4-7	0-0	0	3	3	2	16	3	0	0	3	24
23	KAPLAN, Jamie	g	3-6	0-2	1-2	0	4	4	0	7	3	5	0	0	20
01	LAFLOE, Brook		0-1	0-1	0-0	0	0	0	0	0	0	0	0	0	2
11	VORPAHL, Leslie		6-7	2-3	2-3	0	2	2	0	16	0	3	1	3	22
13	CRUICKSHANK, Caylah		0-4	0-3	0-1	1	1	2	0	0	0	2	0	0	12
15	EBOMWONYI, Adesuwa		2-6	0-0	2-2	2	6	8	1	6	2	2	0	0	19
24	HALL, Paije		0-2	0-0	1-2	1	0	1	0	1	0	0	0	0	4
33	LATHAM, Courtnie		2-6	0-2	0-0	2	3	5	1	4	3	1	0	0	19
42	ROGERS, Morgan		0-0	0-0	0-0	0	3	3	1	0	0	1	0	0	10
45	DURU, Chinwe		1-3	0-0	0-0	2	2	4	2	2	1	1	0	0	9
	Team					2	0	2				1			
	Totals		29-60	8-22	7-11	10	35	45	11	73	15	22	1	10	200

FG % 1st Half: 16-26 61.5% 2nd half: 13-34 38.2% Game: 29-60 48.3%
3FG % 1st Half: 7-13 53.8% 2nd half: 1-9 11.1% Game: 8-22 36.4%
FT % 1st Half: 0-2 0.0% 2nd half: 7-9 77.8% Game: 7-11 63.6%

Deadball Rebounds 0

Officials: Tom Danaher, Marc Merritt, Metta Roberts
Technical fouls: Tulsa-None. Tulane-None.
Attendance: 825

Score by periods	1st	2nd	Total
Tulsa	17	17	**34**
Tulane	39	34	**73**

Points	In Paint	Off T/O	2nd Chance	Fast Break	Bench
TLS	18	11	11	2	13
TLN	34	18	9	8	29

GAME 19: TULANE 45, USF 64

JAN. 25, 2015 // SUN DOME // TAMPA, FLA.

In a battle between two second place teams, South Florida's defense once again frustrated the Green Wave holding them to their second lowest points total and field goal percentages of the season. Tulane got within nine points on multiple occassions in the second half but Courtney Williams' 24 points propelled the Bulls to victory. Leslie Vorpahl tallied her third straight game with double-digits with a 12-point performance.

Tulane 45 • 15-4, 6-2

##	Player		Total FG-FGA	3-Ptr FG-FGA	FT-FTA	Rebounds Off	Def	Tot	PF	TP	A	TO	Blk	Stl	Min
22	DALE, Tiffany	f	1-5	0-0	0-0	0	1	1	2	2	0	3	1	0	25
30	JONES, Tierra	f	1-2	0-0	0-0	1	0	1	2	2	0	1	0	0	9
03	MORGAN, Kolby	g	2-8	1-3	0-0	2	4	6	0	5	3	3	0	3	28
20	BLAGG, Danielle	g	2-10	1-7	0-0	1	1	2	0	5	1	1	2	2	25
23	KAPLAN, Jamie	g	1-1	0-0	3-4	0	1	1	1	5	1	0	0	1	23
11	VORPAHL, Leslie		5-13	2-6	0-0	1	0	1	2	12	3	2	0	1	27
13	CRUICKSHANK, Caylah		0-0	0-0	0-0	0	0	0	0	0	0	0	0	0	3
15	EBOMWONYI, Adesuwa		3-8	0-1	0-0	1	2	3	1	6	1	1	2	3	26
33	LATHAM, Courtnie		0-0	0-0	2-2	1	1	2	0	2	1	0	0	0	13
42	ROGERS, Morgan		0-1	0-0	0-0	0	2	2	2	0	0	0	0	0	3
45	DURU, Chinwe		3-9	0-0	0-0	1	1	2	3	6	0	2	1	0	18
	Team					5	5	10							
	Totals		18-57	4-17	5-6	13	18	31	13	45	10	13	6	10	200

FG % 1st Half: 6-23 26.1% 2nd half: 12-34 35.3% Game: 18-57 31.6%
3FG % 1st Half: 2-10 20.0% 2nd half: 2-7 28.6% Game: 4-17 23.5%
FT % 1st Half: 3-4 75.0% 2nd half: 2-2 100.0 Game: 5-6 83.3%

Deadball Rebounds 0

South Florida 64 • 16-4, 7-1

##	Player		Total FG-FGA	3-Ptr FG-FGA	FT-FTA	Rebounds Off	Def	Tot	PF	TP	A	TO	Blk	Stl	Min
20	FERREIRA, Laura	f	5-11	3-8	0-1	2	5	7	2	13	2	2	0	1	29
24	JENKINS, Alisia	f	4-7	0-0	2-2	5	5	10	2	10	2	3	3	3	40
45	WEBER, Katelyn	c	1-5	0-0	0-2	4	2	6	2	2	0	1	1	0	18
10	WILLIAMS, Courtney	g	11-21	2-6	0-0	5	7	12	1	24	8	4	1	0	40
13	MARCOS CANEDO, Laur	g	1-1	0-0	0-0	0	0	0	0	2	0	1	0	0	10
03	TAYLOR, Tamara		2-7	2-6	0-0	1	1	2	1	6	0	1	0	0	11
15	NAYLOR, Shavontae		3-4	0-0	0-0	2	3	5	1	6	0	1	0	0	22
23	STRINGFIELD, Shaleth		0-7	0-2	1-2	1	0	1	0	1	4	2	0	1	30
	Team					1	4	5							
	Totals		27-63	7-22	3-7	21	27	48	9	64	16	15	5	5	200

FG % 1st Half: 14-36 38.9% 2nd half: 13-27 48.1% Game: 27-63 42.9%
3FG % 1st Half: 2-10 20.0% 2nd half: 5-12 41.7% Game: 7-22 31.8%
FT % 1st Half: 3-5 60.0% 2nd half: 0-2 0.0% Game: 3-7 42.9%

Deadball Rebounds 1

Officials: Jules Gallien, Kevin Farlow, Bonnie Pettus
Technical fouls: Tulane-None. South Florida-None.
Attendance: 1488

Score by periods	1st	2nd	Total
Tulane	17	28	**45**
South Florida	33	31	**64**

Points	In Paint	Off T/O	2nd Chance	Fast Break	Bench
TLN	22	11	13	4	26
USF	24	6	8	7	13

GAME 20: TULANE 63, HOUSTON 46

JAN. 27, 2015 // HOPHEINZ ARENA // HOUSTON, TEXAS

Blagg (15 pts), Morgan (13 pts), Duru (11 pts) and Vorpahl (11 pts) all netted double digits with the latter earning her fourth straight. Tulane produced a 15-4 run to end the first half and kept Houston scoreless from 3:08-16:50 in the second half. The Wave shot 50% from the field and only committed four turnovers in the second half. Tulane also forced 23 turnovers, resulting in 25 points.

Tulane 63 • 16-4, 7-2

##	Player		Total FG-FGA	3-Ptr FG-FGA	FT-FTA	Rebounds Off	Def	Tot	PF	TP	A	TO	Blk	Stl	Min
22	DALE, Tiffany	f	3-4	0-0	0-0	1	4	5	0	6	2	1	2	3	24
03	MORGAN, Kolby	g	5-10	1-2	2-3	0	2	2	1	13	1	1	0	5	33
11	VORPAHL, Leslie	g	4-5	3-3	0-0	0	3	3	1	11	5	5	0	2	35
20	BLAGG, Danielle	g	3-9	3-5	6-7	2	4	6	1	15	3	2	0	2	31
30	JONES, Tierra	g	0-4	0-0	3-4	1	4	5	2	3	0	1	0	0	12
15	EBOMWONYI, Adesuwa		0-5	0-0	0-0	1	3	4	2	0	1	1	1	0	17
33	LATHAM, Courtnie		2-7	0-2	0-0	0	1	1	1	4	0	2	0	1	22
45	DURU, Chinwe		4-6	0-0	3-5	3	2	5	3	11	1	1	3	2	26
	Team					1	0	1				1			
	Totals		21-50	7-12	14-19	9	23	32	11	63	13	15	6	15	200

FG % 1st Half: 8-24 33.3% 2nd half: 13-26 50.0% Game: 21-50 42.0%
3FG % 1st Half: 2-5 40.0% 2nd half: 5-7 71.4% Game: 7-12 58.3%
FT % 1st Half: 8-10 80.0% 2nd half: 6-9 66.7% Game: 14-19 73.7%

Deadball Rebounds 1

Houston 46 • 6-14, 1-8

##	Player		Total FG-FGA	3-Ptr FG-FGA	FT-FTA	Rebounds Off	Def	Tot	PF	TP	A	TO	Blk	Stl	Min
22	AMERSON, Marche'	f	3-9	0-1	0-0	4	4	8	2	6	3	3	2	1	32
33	GILBERT, Tyler	f	6-13	0-0	1-2	3	7	10	1	13	0	4	3	1	34
03	WINSLOW, Bianca	g	3-7	2-4	0-0	1	2	3	2	8	4	3	0	1	38
15	SMITH, Alecia	g	5-13	2-8	1-3	0	2	2	4	13	2	2	0	1	31
24	MITCHELL, Mariah	g	1-5	0-1	0-0	4	2	6	2	2	0	5	0	0	22
01	FOREMAN, Demetria		0-7	0-1	0-0	0	1	1	5	0	3	4	0	7	22
10	DAVIS, Sandra		0-0	0-0	0-0	1	0	1	1	0	0	1	0	0	12
25	JOSHUA, DeJah		1-2	0-1	0-0	1	2	3	1	2	0	1	0	0	3
34	ALFORD, Terran		1-3	0-0	0-0	1	1	2	1	2	0	0	0	0	6
	Team					2	3	5							
	Totals		20-59	4-16	2-5	17	24	41	19	46	12	23	5	11	200

FG % 1st Half: 9-35 25.7% 2nd half: 11-24 45.8% Game: 20-59 33.9%
3FG % 1st Half: 0-9 0.0% 2nd half: 4-7 57.1% Game: 4-16 25.0%
FT % 1st Half: 0-0 0.0% 2nd half: 2-5 40.0% Game: 2-5 40.0%

Deadball Rebounds 2

Officials: Bryan Enterline (R), Sue Blauch (U1), Brian Garland (U2)
Technical fouls: Tulane-None. Houston-None.
Attendance: 340

Score by periods	1st	2nd	Total
Tulane	26	37	**63**
Houston	18	28	**46**

Points	In Paint	Off T/O	2nd Chance	Fast Break	Bench
TLN	24	25	4	6	15
UH	18	7	11	0	4

Game Summaries

GAME 21: EAST CAROLINA 67, TULANE 63

JAN. 31, 2015 // NEW ORLEANS

Up 57-47 in the second half, East Carolina rallies with four straight threes to reclaim the lead. Down two with under 30 seconds left, Tulane missed the front end of a one-and-one and later a layup down low to tie as they fell 67-63. Courtnie Latham scored a season high 13 points as Chinwe Duru followed with her second striaght game in double figures with 12 points. It marked Tulane's first loss in which they shot higher than 40 percent.

East Carolina 67 • 14-8, 5-6

##	Player		Total FG-FGA	3-Ptr FG-FGA	FT-FTA	Rebounds Off	Def	Tot	PF	TP	A	TO	Blk	Stl	Min
20	CHAPPLE, Tatiana	f	2-4	0-0	0-0	2	3	5	2	4	1	1	0	0	30
24	TAYLOR, I'Tiana	f	4-6	0-0	0-1	3	6	9	1	8	3	2	0	3	38
21	TRICE, Abria	g	6-11	0-3	4-5	0	0	0	4	16	3	1	0	0	27
23	PAYNE, Jada	g	4-10	3-7	3-3	1	3	4	2	14	4	4	0	3	36
33	EBRON, Janesha	g	2-3	2-3	0-0	1	2	3	4	6	1	3	0	1	21
01	NELSON, Shae		4-11	3-8	2-2	0	2	2	3	13	4	4	0	1	22
04	GRAY, DeVaughn		1-6	0-3	1-2	1	0	1	3	3	0	0	0	0	11
22	PHILLIPS, Jasmine		0-3	0-0	3-4	4	4	8	1	3	2	3	1	1	15
	Team					1	2	3				1			
	Totals		23-54	8-24	13-17	13	22	35	20	67	18	19	1	9	200

FG % 1st Half: 11-28 39.3% 2nd half: 12-26 46.2% Game: 23-54 42.6%
3FG % 1st Half: 3-11 27.3% 2nd half: 5-13 38.5% Game: 8-24 33.3%
FT % 1st Half: 4-5 80.0% 2nd half: 9-12 75.0% Game: 13-17 76.5%

Deadball Rebounds 2

Tulane 63 • 16-5, 7-3

##	Player		Total FG-FGA	3-Ptr FG-FGA	FT-FTA	Rebounds Off	Def	Tot	PF	TP	A	TO	Blk	Stl	Min
22	DALE, Tiffany	f	3-5	0-0	2-2	0	5	5	3	8	2	2	3	0	26
30	JONES, Tierra	f	0-1	0-0	0-1	0	1	1	2	0	0	1	0	1	9
03	MORGAN, Kolby	g	3-6	0-1	3-3	0	1	1	4	9	1	4	0	2	25
11	VORPAHL, Leslie	g	1-6	0-1	2-5	1	4	5	1	4	6	3	1	5	23
20	BLAGG, Danielle	g	1-7	1-4	0-0	0	2	2	1	3	0	3	0	1	24
15	EBOMWONYI, Adesuwa		3-5	1-2	0-0	1	2	3	1	7	1	1	0	0	15
23	KAPLAN, Jamie		2-6	0-2	3-6	1	0	1	0	7	5	2	0	1	29
33	LATHAM, Courtnie		6-8	1-3	0-0	0	2	2	0	13	1	0	0	3	18
45	DURU, Chinwe		4-8	0-0	4-6	6	1	7	3	12	0	0	1	0	31
	Team					3	2	5							
	Totals		23-52	3-13	14-23	12	20	32	15	63	16	16	5	13	200

FG % 1st Half: 8-21 38.1% 2nd half: 15-31 48.4% Game: 23-52 44.2%
3FG % 1st Half: 1-8 12.5% 2nd half: 2-5 40.0% Game: 3-13 23.1%
FT % 1st Half: 6-11 54.5% 2nd half: 8-12 66.7% Game: 14-23 60.9%

Deadball Rebounds 4

Officials: Joseph Vaszily, Cameron Inouye, Bob Enterline
Technical fouls: East Carolina-None. Tulane-None.
Attendance:

Score by periods	1st	2nd	Total
East Carolina	29	38	**67**
Tulane	23	40	**63**

Points	In Paint	Off T/O	2nd Chance	Fast Break	Bench
ECU	28	13	10	0	19
TLN	36	24	12	6	39

GAME 22: TULANE 84, SMU 60

FEB. 3, 2015 // MOODY COLISEUM // DALLAS, TEXAS

Tulane scored its second highest points total on the season in an 84-60 win at SMU. The Wave recorded its highest field goal percentage on the year at 57.4 percent and also tied their season high of 22 made free throws. Four Green Wave players scored in double figures, led by Kolby Morgan's 18 points. Also to note that Tulane's offense scored on 12 of its first 15 possessions.

Tulane 84 • 17-5, 8-3 AAC

##	Player		Total FG-FGA	3-Ptr FG-FGA	FT-FTA	Rebounds Off	Def	Tot	PF	TP	A	TO	Blk	Stl	Min
22	DALE, Tiffany	f	3-3	0-0	6-8	3	3	6	0	12	4	1	0	1	30
45	DURU, Chinwe	c	4-7	0-0	3-4	2	3	5	4	11	1	3	1	0	29
03	MORGAN, Kolby	g	5-8	2-4	6-7	0	3	3	3	18	3	2	1	4	28
20	BLAGG, Danielle	g	3-7	1-3	1-3	1	2	3	1	8	2	1	1	1	25
23	KAPLAN, Jamie	g	2-5	2-4	0-0	0	3	3	0	6	5	4	0	1	26
11	VORPAHL, Leslie		1-4	1-3	2-2	0	0	0	5	5	1	1	1	0	13
13	CRUICKSHANK, Caylah		0-0	0-0	2-2	0	1	1	0	2	0	1	0	0	5
15	EBOMWONYI, Adesuwa		3-5	1-2	0-0	2	0	2	3	7	0	0	0	0	15
30	JONES, Tierra		2-2	0-0	0-0	1	3	4	3	4	0	1	0	0	7
33	LATHAM, Courtnie		4-6	1-2	2-2	0	2	2	1	11	2	1	0	1	20
42	ROGERS, Morgan		0-0	0-0	0-0	0	0	0	0	0	0	0	0	0	2
	Team					0	4	4							
	Totals		27-47	8-18	22-28	9	24	33	20	84	18	15	4	8	200

FG % 1st Half: 13-23 56.5% 2nd half: 14-24 58.3% Game: 27-47 57.4%
3FG % 1st Half: 3-8 37.5% 2nd half: 5-10 50.0% Game: 8-18 44.4%
FT % 1st Half: 7-11 63.6% 2nd half: 15-17 88.2% Game: 22-28 78.6%

Deadball Rebounds 3

SMU 60 • 4-17, 0-10 AAC

##	Player		Total FG-FGA	3-Ptr FG-FGA	FT-FTA	Rebounds Off	Def	Tot	PF	TP	A	TO	Blk	Stl	Min
10	FROLING, Alicia	f	4-6	0-1	4-5	4	2	6	3	12	2	3	2	1	32
15	COLLINS, Stephanie	f	2-5	0-0	1-3	1	0	1	2	5	0	1	1	0	14
31	HIVES-McCRAY, D.	f	3-7	0-0	1-2	3	4	7	3	7	2	3	0	1	33
03	WILKINS, Gabrielle	g	0-1	0-1	1-2	0	1	1	3	1	0	2	0	1	17
12	BOLTON, Morgan	g	5-13	3-9	0-1	0	4	4	3	13	2	4	0	0	21
04	REESE, Mikayla		3-7	3-6	0-0	0	0	0	0	9	2	0	0	0	19
05	DeGAR, Aurmani		0-3	0-2	0-1	0	0	0	1	0	4	1	0	2	21
11	FROLING, Keely		3-6	1-2	3-4	4	2	6	3	10	4	1	0	2	27
25	BRAME, Taylor		0-0	0-0	0-0	0	1	1	0	0	0	1	0	0	3
32	SHORT, Raven		1-6	1-6	0-0	0	0	0	1	3	1	1	0	1	13
	Team					0	0	0				1			
	Totals		21-54	8-27	10-18	12	14	26	19	60	17	18	3	8	200

FG % 1st Half: 12-28 42.9% 2nd half: 9-26 34.6% Game: 21-54 38.9%
3FG % 1st Half: 4-12 33.3% 2nd half: 4-15 26.7% Game: 8-27 29.6%
FT % 1st Half: 0-1 0.0% 2nd half: 10-17 58.8% Game: 10-18 55.6%

Deadball Rebounds 5

Officials: Bryan Enterline, Kevin Pethtel, Angie Enlund
Technical fouls: Tulane-JONES, Tierra. SMU-TEAM.
Attendance: 641

Score by periods	1st	2nd	Total
Tulane	36	48	**84**
SMU	28	32	**60**

Points	In Paint	Off T/O	2nd Chance	Fast Break	Bench
TLN	30	16	10	9	29
SMU	12	18	12	2	22

GAME 23: TEMPLE 63, TULANE 77

FEB 7, 2015 // NEW ORLEANS

Tulane recorded its highest first half points total on the year, taking a 45-26 halftime lead over Temple, eventually cruising to a 77-63 win. Chinwe Duru achieved a career high 23 points on a career best 11-of-16 day from the field. Kolby Morgan, Courtnie Latham and Leslie Vorpahl also tallied double digit points as the Wave recorded a season high 21 assists on 30 made field goals.

TEMPLE 63 • 11-13, 7-4

##	Player		Total FG-FGA	3-Ptr FG-FGA	FT-FTA	Rebounds Off	Def	Tot	PF	TP	A	TO	Blk	Stl	Min
13	TRAORE, Mama	f	1-1	0-0	0-0	2	2	4	1	2	1	3	0	1	14
00	BUTTS, Alliya	g	6-21	1-10	6-6	1	0	1	3	19	1	4	0	3	30
01	COVILE, Erica	g	8-10	0-1	4-6	2	5	7	4	20	2	2	1	2	32
22	ATKINSON, Tanaya	g	4-12	1-3	3-4	3	6	9	3	12	1	5	0	3	31
23	WILLIAMS, Tyonna	g	2-7	1-6	0-0	0	2	2	3	5	4	0	0	1	32
02	FITZGERALD, Feyonda		1-8	0-4	1-4	1	5	6	1	3	2	4	0	0	31
35	MARTIN, Safiya		0-1	0-0	0-0	1	4	5	1	0	0	0	1	0	22
42	ROBINSON, Taylor		0-0	0-0	2-2	0	0	0	0	2	0	0	0	0	8
	Team					1	1	2							
	Totals		22-60	3-24	16-22	11	25	36	16	63	11	18	2	10	200

FG % 1st Half: 8-25 32.0% 2nd half: 14-35 40.0% Game: 22-60 36.7%
3FG % 1st Half: 3-14 21.4% 2nd half: 0-10 0.0% Game: 3-24 12.5%
FT % 1st Half: 7-10 70.0% 2nd half: 9-12 75.0% Game: 16-22 72.7%

Deadball Rebounds 3

Tulane 77 • 18-5, 9-3

##	Player		Total FG-FGA	3-Ptr FG-FGA	FT-FTA	Rebounds Off	Def	Tot	PF	TP	A	TO	Blk	Stl	Min
30	JONES, Tierra	f	0-1	0-0	0-2	0	1	1	2	0	0	2	0	0	12
45	DURU, Chinwe	c	11-16	0-0	1-3	3	6	9	3	23	0	3	2	0	30
03	MORGAN, Kolby	g	5-11	1-3	4-4	0	3	3	3	15	4	1	0	3	33
20	BLAGG, Danielle	g	0-2	0-0	0-0	0	3	3	2	0	0	2	0	0	14
23	KAPLAN, Jamie	g	1-6	0-1	4-4	0	3	3	0	6	8	2	0	0	23
11	VORPAHL, Leslie		5-10	3-5	0-0	0	2	2	1	13	7	0	0	3	28
15	EBOMWONYI, Adesuwa		1-4	0-0	2-2	2	5	7	2	4	0	1	0	0	22
22	DALE, Tiffany		3-6	0-0	0-0	2	2	4	5	6	1	1	1	1	12
33	LATHAM, Courtnie		4-5	1-2	1-2	1	5	6	0	10	1	4	0	1	26
	Team					0	0	0				1			
	Totals		30-61	5-11	12-17	8	30	38	18	77	21	17	3	8	200

FG % 1st Half: 19-35 54.3% 2nd half: 11-26 42.3% Game: 30-61 49.2%
3FG % 1st Half: 4-6 66.7% 2nd half: 1-5 20.0% Game: 5-11 45.5%
FT % 1st Half: 3-6 50.0% 2nd half: 9-11 81.8% Game: 12-17 70.6%

Deadball Rebounds 3

Officials: Tom Danaher, Karen Preato, Michael McConnell
Technical fouls: TEMPLE-None. Tulane-None.
Attendance: 1366

Score by periods	1st	2nd	Total
TEMPLE	26	37	**63**
Tulane	45	32	**77**

Points	In Paint	Off T/O	2nd Chance	Fast Break	Bench
TEMPLE	32	14	12	8	5
TLN	30	22	7	4	33

GAME 24: UCF 55, TULANE 66

FEB 10, 2015 // NEW ORLEANS

Tulane led all 40 minutes and completed the season sweep of UCF via a 66-55 victory. Kolby Morgan led with 16 points, followed by Kaplan (14 pts) and Blagg (11 pts). Kaplan scored 11 of her season high tying 14 points in the final five minutes, including eight straight free throws, tying her career high mark with a 9-for-10 night on the line.

UCF 55 • 7-17, 3-10

##	Player		Total FG-FGA	3-Ptr FG-FGA	FT-FTA	Rebounds Off	Def	Tot	PF	TP	A	TO	Blk	Stl	Min
24	NDOUR, Fifi	f	5-10	1-3	0-0	1	4	5	3	11	2	6	3	2	30
13	MONTGOMERY, Brittni	c	4-8	0-0	1-1	3	8	11	3	9	0	1	0	0	26
02	HINES, Andrea	g	2-9	1-3	2-2	2	3	5	3	7	8	2	1	1	40
22	GREGORY, Aliyah	g	4-11	0-2	1-1	0	4	4	4	9	1	2	0	0	31
23	LEWIS, Zykira	g	4-12	2-7	0-0	0	5	5	2	10	2	5	1	0	36
04	JACKSON, Jordan		1-2	0-1	0-0	0	0	0	1	2	0	0	0	0	3
14	JUARBE, Erica		1-3	0-0	1-2	3	1	4	3	3	0	2	0	1	17
42	TAYLOR, Stephanie		2-2	0-0	0-0	0	3	3	0	4	0	2	0	0	17
	Team					4	3	7				2			
	Totals		23-57	4-16	5-6	13	31	44	19	55	13	22	5	4	200

FG % 1st Half: 13-27 48.1% 2nd half: 10-30 33.3% Game: 23-57 40.4%
3FG % 1st Half: 3-8 37.5% 2nd half: 1-8 12.5% Game: 4-16 25.0%
FT % 1st Half: 0-0 0.0% 2nd half: 5-6 83.3% Game: 5-6 83.3%

Deadball Rebounds 0

Tulane 66 • 19-5, 10-3

##	Player		Total FG-FGA	3-Ptr FG-FGA	FT-FTA	Rebounds Off	Def	Tot	PF	TP	A	TO	Blk	Stl	Min
22	DALE, Tiffany	f	2-4	0-0	0-0	1	3	4	0	4	0	2	0	1	25
45	DURU, Chinwe	c	1-6	0-0	1-2	1	3	4	0	3	0	1	2	1	28
03	MORGAN, Kolby	g	5-15	5-10	1-3	0	6	6	1	16	5	1	0	3	34
20	BLAGG, Danielle	g	4-11	2-6	1-2	1	2	3	1	11	1	0	0	3	29
23	KAPLAN, Jamie	g	2-8	1-2	9-10	1	3	4	2	14	4	2	0	0	33
11	VORPAHL, Leslie		0-1	0-0	0-0	0	0	0	0	0	0	0	0	0	1
15	EBOMWONYI, Adesuwa		3-6	0-1	3-4	3	2	5	1	9	1	1	0	2	20
30	JONES, Tierra		0-0	0-0	0-0	0	0	0	2	0	0	0	0	1	7
33	LATHAM, Courtnie		2-4	1-2	4-4	0	2	2	2	9	2	1	0	0	23
	Team					1	1	2				1			
	Totals		19-55	9-21	19-25	8	22	30	9	66	13	9	2	11	200

FG % 1st Half: 14-34 41.2% 2nd half: 5-21 23.8% Game: 19-55 34.5%
3FG % 1st Half: 5-12 41.7% 2nd half: 4-9 44.4% Game: 9-21 42.9%
FT % 1st Half: 2-4 50.0% 2nd half: 17-21 81.0% Game: 19-25 76.0%

Deadball Rebounds 3

Officials: Sue Blach, Bryan Enterline, Carla Fountain
Technical fouls: UCF-None. Tulane-None.
Attendance: 1072

Score by periods	1st	2nd	Total
UCF	29	26	**55**
Tulane	35	31	**66**

Points	In Paint	Off T/O	2nd Chance	Fast Break	Bench
UCF	30	6	7	0	9
TLN	14	15	16	0	18

GAME 25: TULANE 39, #1 UCONN 87

FEB. 14, 2015 // GAMPEL PAVILION // STORRS, CONN.

In the first ever meeting between UConn and Tulane, it was the No. 1 ranked Huskies that cruised to a 87-39 win. Danielle Blagg was the lone Green Wave in double figures with 10 points and a team high six rebounds. UConn sunk 12-of-31 three-pointers and finished with six players in double digits. Tulane did record an improved second half, shooting 40.7% from the field.

Tulane 39 • 19-6, 10-4

##	Player		Total FG-FGA	3-Ptr FG-FGA	FT-FTA	Rebounds Off	Def	Tot	PF	TP	A	TO	Blk	Stl	Min
22	DALE, Tiffany	f	1-4	0-0	0-0	2	4	6	2	2	0	1	0	1	23
45	DURU, Chinwe	c	0-2	0-0	0-0	0	3	3	0	0	0	4	2	0	22
03	MORGAN, Kolby	g	4-10	1-3	0-0	1	1	2	2	9	0	4	0	2	29
20	BLAGG, Danielle	g	4-14	2-9	0-0	0	6	6	0	10	1	3	0	1	30
23	KAPLAN, Jamie	g	2-8	1-5	0-0	0	0	0	0	5	5	3	0	0	29
13	CRUICKSHANK, Caylah		1-1	0-0	0-0	1	0	1	0	2	0	0	0	0	7
15	EBOMWONYI, Adesuwa		4-6	0-0	0-0	1	1	2	0	8	0	1	1	1	17
30	JONES, Tierra		0-2	0-0	0-0	1	0	1	1	0	0	0	0	0	9
33	LATHAM, Courtnie		1-8	1-3	0-0	1	3	4	1	3	1	2	0	3	25
42	ROGERS, Morgan		0-0	0-0	0-0	0	0	0	0	0	0	0	0	0	9
	Team					2	3	5				3			
	Totals		17-55	5-20	0-0	9	21	30	6	39	7	21	3	8	200

FG % 1st Half: 6-28 21.4% 2nd half: 11-27 40.7% Game: 17-55 30.9%
3FG % 1st Half: 0-10 0.0% 2nd half: 5-10 50.0% Game: 5-20 25.0%
FT % 1st Half: 0-0 0.0% 2nd half: 0-0 0.0% Game: 0-0 0.0%

Deadball Rebounds 1

UConn 87 • 24-1, 13-0

##	Player		Total FG-FGA	3-Ptr FG-FGA	FT-FTA	Rebounds Off	Def	Tot	PF	TP	A	TO	Blk	Stl	Min
03	TUCK, Morgan	f	6-11	1-2	1-2	3	5	8	0	14	2	0	0	1	21
23	MOSQUEDA-LEWIS, K.	f	3-7	3-7	0-0	0	2	2	1	9	5	2	2	0	27
30	STEWART, Breanna	f	5-14	0-4	1-1	0	6	6	0	11	4	1	2	2	21
04	JEFFERSON, Moriah	g	6-10	4-6	0-0	3	2	5	0	16	5	0	0	4	28
11	NURSE, Kia	g	5-12	2-5	0-0	1	2	3	2	12	3	3	0	2	26
12	CHONG, Saniya		4-4	2-2	0-0	0	2	2	0	10	3	2	0	1	22
15	WILLIAMS, Gabby		5-7	0-0	1-1	3	3	6	0	11	2	0	1	1	19
20	LAWLOR, Tierney		0-1	0-1	0-0	1	1	2	0	0	0	0	0	0	5
22	EKMARK, Courtney		0-5	0-4	0-0	1	0	1	1	0	0	1	0	1	10
24	PULIDO, Briana		0-0	0-0	0-0	0	0	0	0	0	1	0	0	0	3
41	STOKES, Kiah		2-3	0-0	0-0	3	3	6	1	4	0	0	2	0	18
	Team					2	2	4							
	Totals		36-74	12-31	3-4	17	28	45	5	87	25	9	7	12	200

FG % 1st Half: 17-37 45.9% 2nd half: 19-37 51.4% Game: 36-74 48.6%
3FG % 1st Half: 7-15 46.7% 2nd half: 5-16 31.3% Game: 12-31 38.7%
FT % 1st Half: 1-2 50.0% 2nd half: 2-2 100.0 Game: 3-4 75.0%

Deadball Rebounds 1

Officials: Albert Titus, Maj Forsberg, Norma Jones
Technical fouls: Tulane-None. UConn-None.
Attendance: 9347

Score by periods	1st	2nd	Total
Tulane	12	27	**39**
UConn	42	45	**87**

Points	In Paint	Off T/O	2nd Chance	Fast Break	Bench
TLN	18	6	7	2	13
UCONN	48	28	12	11	25

GAME 26: TULANE 58, TEMPLE 69

FEB. 17, 2015 // MCGONIGLE HALL // PHILADELPHIA

Tulane suffered its first back-to-back losses on the year when they fell 69-58 at Temple. Danielle Blagg recorded her third straight game in double figures with 17 points while Tiffany Dale logged her second double-double with 11 points and 12 rebounds. It also marked the first loss in which the Wave out-rebounded their opponent.

Tulane 58 • 19-7, 10-5 Amer.

##	Player		Total FG-FGA	3-Ptr FG-FGA	FT-FTA	Rebounds Off	Def	Tot	PF	TP	A	TO	Blk	Stl	Min
22	DALE, Tiffany	f	4-8	0-0	3-4	6	6	12	2	11	1	5	0	2	36
45	DURU, Chinwe	c	4-5	0-0	1-1	0	3	3	1	9	1	0	2	2	26
03	MORGAN, Kolby	g	4-12	0-6	0-0	3	0	3	3	8	1	3	2	2	34
20	BLAGG, Danielle	g	6-13	3-9	2-3	1	4	5	2	17	3	1	0	0	33
23	KAPLAN, Jamie	g	3-9	1-3	2-2	0	2	2	2	9	7	5	0	1	36
15	EBOMWONYI, Adesuwa		1-4	0-1	0-0	0	2	2	4	2	0	1	0	0	15
30	JONES, Tierra		0-0	0-0	0-0	0	1	1	0	0	0	3	0	0	3
33	LATHAM, Courtnie		1-5	0-2	0-0	0	3	3	1	2	0	3	0	2	17
	Team					4	1	5							
	Totals		23-56	4-21	8-10	14	22	36	15	58	13	21	4	9	200

FG % 1st Half: 12-25 48.0% 2nd half: 11-31 35.5% Game: 23-56 41.1%
3FG % 1st Half: 3-11 27.3% 2nd half: 1-10 10.0% Game: 4-21 19.0%
FT % 1st Half: 5-5 100.0 2nd half: 3-5 60.0% Game: 8-10 80.0%

Deadball Rebounds 1

TEMPLE 69 • 13-14, 9-5 Amer.

##	Player		Total FG-FGA	3-Ptr FG-FGA	FT-FTA	Rebounds Off	Def	Tot	PF	TP	A	TO	Blk	Stl	Min
35	MARTIN, Safiya	c	3-5	0-0	1-2	2	3	5	4	7	0	1	1	1	33
00	BUTTS, Alliya	g	4-15	3-10	2-2	2	0	2	2	13	5	5	0	3	28
01	COVILE, Erica	g	3-6	1-2	0-0	1	5	6	2	7	0	3	1	4	30
22	ATKINSON, Tanaya	g	6-12	0-2	0-1	3	2	5	0	12	1	1	1	1	30
23	WILLIAMS, Tyonna	g	5-7	4-6	2-2	0	1	1	1	16	3	1	1	0	31
02	FITZGERALD, Feyonda		4-10	0-0	1-3	0	2	2	2	9	7	3	0	6	27
13	TRAORE, Mama		1-1	0-0	0-0	0	0	0	0	2	0	0	0	0	9
21	BERGER, Khadijah		1-1	1-1	0-0	0	3	3	0	3	0	1	0	1	12
	Team					3	3	6							
	Totals		27-57	9-21	6-10	11	19	30	11	69	16	15	4	16	200

FG % 1st Half: 15-31 48.4% 2nd half: 12-26 46.2% Game: 27-57 47.4%
3FG % 1st Half: 5-13 38.5% 2nd half: 4-8 50.0% Game: 9-21 42.9%
FT % 1st Half: 2-2 100.0 2nd half: 4-8 50.0% Game: 6-10 60.0%

Deadball Rebounds 1,1

Officials: Joe Vaszily, Rachelle Jones, Ed Sidlasky
Technical fouls: Tulane-None. TEMPLE-None.
Attendance: 651

Score by periods	1st	2nd	Total
Tulane	32	26	**58**
TEMPLE	37	32	**69**

Points	In Paint	Off T/O	2nd Chance	Fast Break	Bench
TLN	24	17	13	6	4
TEMPLE	34	27	11	12	14

GAME 27: MEMPHIS 65, TULANE 75

FEB. 21, 2015 // NEW ORLEANS

Tulane held Memphis to just two field goals over a late eight minute stretch, ending the game on a 21-9 run to win 75-65. The four seniors shone bright on Senior Day as Ebomwonyi tallied a season high 18 points, Blagg scored 13 points, Dale grabbed 11 rebounds and Kaplan tied her career best of 13 assists. With the victory, the Wave earned its sixth straight 20+ win season.

MEMPHIS 65 • 13-13, 7-8

##	Player		Total FG-FGA	3-Ptr FG-FGA	FT-FTA	Rebounds Off	Def	Tot	PF	TP	A	TO	Blk	Stl	Min
10	CREIGHTON, Cheyenne	f	5-7	0-0	0-0	2	2	4	1	10	0	3	0	0	33
21	FUQUA-BEY, Asianna	f	3-9	0-0	2-2	1	3	4	0	8	0	0	0	0	20
01	WILDER-COCHRAN, B.	g	3-4	1-1	0-0	1	0	1	2	7	3	3	0	1	24
03	WILLIAMS, Taylor	g	1-10	1-5	0-2	3	0	3	3	3	2	1	0	0	26
04	HEARN, Ariel	g	7-17	0-2	4-5	1	6	7	3	18	6	1	0	1	40
11	HOLMES, Amber		0-0	0-0	0-0	0	0	0	0	0	0	1	0	0	3
22	WRIGHT, Brianna		6-11	0-0	0-0	5	6	11	2	12	1	3	0	4	24
24	ROWSER, Mooriah		2-6	1-3	2-2	0	2	2	4	7	1	0	0	0	27
32	POWELL, Courtney		0-1	0-0	0-0	0	0	0	0	0	0	0	0	0	3
	Team					4	1	5				1			
	Totals		27-65	3-11	8-11	17	20	37	15	65	13	13	0	6	200

FG % 1st Half: 15-31 48.4% 2nd half: 12-34 35.3% Game: 27-65 41.5%
3FG % 1st Half: 1-5 20.0% 2nd half: 2-6 33.3% Game: 3-11 27.3%
FT % 1st Half: 4-6 66.7% 2nd half: 4-5 80.0% Game: 8-11 72.7%

Deadball Rebounds 1

Tulane 75 • 20-7, 11-5

##	Player		Total FG-FGA	3-Ptr FG-FGA	FT-FTA	Rebounds Off	Def	Tot	PF	TP	A	TO	Blk	Stl	Min
22	DALE, Tiffany	f	1-2	0-0	0-4	3	8	11	1	2	0	2	3	2	32
45	DURU, Chinwe	c	0-0	0-0	2-2	1	2	3	3	2	0	0	0	1	14
03	MORGAN, Kolby	g	9-15	4-8	0-0	2	2	4	2	22	3	0	0	0	29
20	BLAGG, Danielle	g	5-13	3-7	0-0	1	3	4	0	13	2	2	0	2	28
23	KAPLAN, Jamie	g	2-6	0-0	0-0	2	1	3	1	4	13	1	0	1	32
11	VORPAHL, Leslie		3-9	2-6	0-0	0	1	1	0	8	3	1	0	0	18
13	CRUICKSHANK, Caylah		0-0	0-0	0-1	0	0	0	0	0	0	0	0	0	1
15	EBOMWONYI, Adesuwa		8-12	0-1	2-3	4	2	6	2	18	0	0	0	2	29
33	LATHAM, Courtnie		2-4	0-1	2-2	0	3	3	1	6	1	3	1	0	15
42	ROGERS, Morgan		0-0	0-0	0-0	0	0	0	0	0	0	1	0	0	2
	Team					1	1	2				1			
	Totals		30-61	9-23	6-12	14	23	37	10	75	22	11	4	8	200

FG % 1st Half: 16-31 51.6% 2nd half: 14-30 46.7% Game: 30-61 49.2%
3FG % 1st Half: 5-11 45.5% 2nd half: 4-12 33.3% Game: 9-23 39.1%
FT % 1st Half: 3-7 42.9% 2nd half: 3-5 60.0% Game: 6-12 50.0%

Deadball Rebounds 3

Officials: Denise Brooks, Eric Bewton, Angie Enlund
Technical fouls: MEMPHIS-None. Tulane-None.
Attendance: 2213

Score by periods	1st	2nd	Total
MEMPHIS	35	30	**65**
Tulane	40	35	**75**

Points	In Paint	Off T/O	2nd Chance	Fast Break	Bench
MEMPHI	34	10	15	6	19
TLN	30	15	14	8	32

GAME 28: #1 UCONN 94, TULANE 47

FEB. 23, 2015 // NEW ORLEANS

In their home finale in front of almost 2,000 fans, Tulane fell 94-47 to No. 1 UConn, with it being only a 20-point game at half. Courtnie Latham led the team in scoring for the first time with 12 points on a 5-for-7 night from the field. Kolby Morgan grabbed a career high 11 rebounds. The Wave only lost the rebounding battle, 37-30, to the fifth best rebounding team in the country.

UConn 94 • 27-1, 16-0

##	Player		Total FG-FGA	3-Ptr FG-FGA	FT-FTA	Rebounds Off	Def	Tot	PF	TP	A	TO	Blk	Stl	Min
03	TUCK, Morgan	f	4-9	3-5	5-6	4	4	8	3	16	3	2	0	2	28
23	MOSQUEDA-LEWIS, K.	f	8-13	5-8	0-0	1	2	3	0	21	2	0	0	1	24
30	STEWART, Breanna	f	7-13	0-3	2-2	1	9	10	2	16	5	0	2	0	28
04	JEFFERSON, Moriah	g	6-10	1-4	2-2	0	1	1	1	15	5	3	1	8	31
11	NURSE, Kia	g	3-8	0-4	0-0	1	4	5	2	6	1	2	0	0	26
12	CHONG, Saniya		3-6	0-2	0-0	0	0	0	0	6	8	0	1	2	26
15	WILLIAMS, Gabby		4-4	0-0	0-0	0	0	0	0	8	2	1	0	4	10
20	LAWLOR, Tierney		0-0	0-0	0-0	0	0	0	0	0	0	1	0	0	3
22	EKMARK, Courtney		2-2	2-2	0-0	0	1	1	0	6	0	0	0	0	10
24	PULIDO, Briana		0-0	0-0	0-0	0	0	0	0	0	0	0	0	0	3
41	STOKES, Kiah		0-1	0-0	0-0	1	3	4	0	0	0	1	1	1	11
	Team					0	5	5							
	Totals		37-66	11-28	9-10	8	29	37	8	94	26	10	5	18	200

FG % 1st Half: 19-38 50.0% 2nd half: 18-28 64.3% Game: 37-66 56.1%
3FG % 1st Half: 4-15 26.7% 2nd half: 7-13 53.8% Game: 11-28 39.3%
FT % 1st Half: 3-4 75.0% 2nd half: 6-6 100.0 Game: 9-10 90.0%

Deadball Rebounds 1

Tulane 47 • 20-8, 11-6

##	Player		Total FG-FGA	3-Ptr FG-FGA	FT-FTA	Rebounds Off	Def	Tot	PF	TP	A	TO	Blk	Stl	Min
22	DALE, Tiffany	f	1-5	0-0	0-0	1	4	5	3	2	1	0	1	0	27
45	DURU, Chinwe	c	1-4	0-0	0-0	2	2	4	3	2	1	2	0	1	26
03	MORGAN, Kolby	g	3-13	1-2	2-2	3	8	11	1	9	0	3	0	0	26
20	BLAGG, Danielle	g	2-10	2-7	0-0	1	3	4	0	6	1	3	0	0	23
23	KAPLAN, Jamie	g	3-10	1-4	0-0	0	2	2	1	7	3	4	0	0	26
11	VORPAHL, Leslie		1-5	1-4	0-0	0	1	1	0	3	2	3	0	1	14
13	CRUICKSHANK, Caylah		1-1	0-0	0-0	0	0	0	0	2	0	1	0	0	6
15	EBOMWONYI, Adesuwa		2-2	0-0	0-0	0	1	1	1	4	0	2	0	3	25
33	LATHAM, Courtnie		5-7	1-2	1-2	1	0	1	1	12	1	4	0	1	25
42	ROGERS, Morgan		0-0	0-0	0-0	0	0	0	0	0	0	0	0	1	2
	Team					1	0	1				1			
	Totals		19-57	6-19	3-4	9	21	30	10	47	9	23	1	7	200

FG % 1st Half: 9-29 31.0% 2nd half: 10-28 35.7% Game: 19-57 33.3%
3FG % 1st Half: 5-12 41.7% 2nd half: 1-7 14.3% Game: 6-19 31.6%
FT % 1st Half: 2-2 100.0 2nd half: 1-2 50.0% Game: 3-4 75.0%

Deadball Rebounds 1

Officials: Wesley Dean, Cameron Inouye, Jules Gallien
Technical fouls: UConn-None. Tulane-None.
Attendance: 1900

Score by periods	1st	2nd	Total
UConn	45	49	**94**
Tulane	25	22	**47**

Points	In Paint	Off T/O	2nd Chance	Fast Break	Bench
UCONN	46	30	8	14	20
TLN	10	6	11	4	21

Game Summaries

GAME 29: TULANE 52, TULSA 55

FEB. 28, 2015 // REYNOLDS CENTER // TULSA, OKLA.

A second half that featured three ties and nine lead changes, Tulane ultimately fell 55-52 to close our the regular season. The Green Wave had a one point lead with under 1:30 left in the game, but Tulsa's Kelsee Grovey connected on two consecutive deep three's. Tulane eventually had a chance to tie, down two, with 14 seconds left, but Kolby Morgan's shot hit off the back of the rim.

Tulane 52 • 20-9, 11-7 AAC

##	Player		Total FG-FGA	3-Ptr FG-FGA	FT-FTA	Rebounds Off	Def	Tot	PF	TP	A	TO	Blk	Stl	Min
22	DALE, Tiffany	f	5-7	0-0	0-0	4	11	15	3	10	2	6	3	3	37
45	DURU, Chinwe	c	7-11	0-0	1-1	0	1	1	5	15	0	1	1	0	21
03	MORGAN, Kolby	g	3-7	1-4	2-3	0	0	0	4	9	0	2	0	3	29
20	BLAGG, Danielle	g	0-6	0-4	2-2	0	3	3	2	2	2	0	0	1	25
23	KAPLAN, Jamie	g	4-10	0-2	0-0	0	3	3	1	8	6	4	0	5	37
11	VORPAHL, Leslie		0-1	0-1	0-0	0	0	0	1	0	0	1	0	0	3
13	CRUICKSHANK, Caylah		0-0	0-0	0-0	0	0	0	0	0	0	0	0	0	3
15	EBOMWONYI, Adesuwa		1-5	0-1	1-2	0	2	2	1	3	1	1	0	3	23
33	LATHAM, Courtnie		2-5	1-3	0-0	0	1	1	0	5	0	2	2	1	22
	Team					1	0	1							
	Totals		22-52	2-15	6-8	5	21	26	17	52	11	17	6	16	200

FG % 1st Half: 12-28 42.9% 2nd half: 10-24 41.7% Game: 22-52 42.3%
3FG % 1st Half: 1-10 10.0% 2nd half: 1-5 20.0% Game: 2-15 13.3%
FT % 1st Half: 3-4 75.0% 2nd half: 3-4 75.0% Game: 6-8 75.0%

Deadball Rebounds 1

Tulsa 55 • 16-12, 11-6 AAC

##	Player		Total FG-FGA	3-Ptr FG-FGA	FT-FTA	Rebounds Off	Def	Tot	PF	TP	A	TO	Blk	Stl	Min
32	TURNER, Mariah	f	4-10	0-0	3-4	0	9	9	0	11	3	0	0	3	37
00	GROVEY, Kelsee	g	5-10	4-7	1-2	0	4	4	2	15	0	2	0	2	40-
04	REID, Teanna	g	0-0	0-0	0-0	0	0	0	0	0	0	1	0	0	2
13	HUGHES, Ashley	g	2-4	1-2	0-0	0	1	1	0	5	1	2	0	2	15
35	BRADY, Kadan	g	1-4	1-2	0-1	0	1	1	0	3	4	4	0	2	36
03	WAKEFIELD, Erika		2-5	0-0	2-2	0	3	3	2	6	4	7	0	2	27
15	WEBSTER, Antoinet		3-5	0-1	2-3	0	2	2	2	8	3	3	0	0	17
23	CLARK, Ashley		3-5	1-1	0-0	1	3	4	4	7	1	4	0	0	23
24	CAMPBELL, Autura		0-1	0-0	0-0	2	0	2	1	0	0	0	0	0	3
	Team					2	3	5							
	Totals		20-44	7-13	8-12	5	26	31	11	55	16	23	0	11	200

FG % 1st Half: 9-20 45.0% 2nd half: 11-24 45.8% Game: 20-44 45.5%
3FG % 1st Half: 4-8 50.0% 2nd half: 3-5 60.0% Game: 7-13 53.8%
FT % 1st Half: 5-6 83.3% 2nd half: 3-6 50.0% Game: 8-12 66.7%

Deadball Rebounds 2

Officials: Angela Lewis, Bob Enterline, Karen Preato
Technical fouls: Tulane-None. Tulsa-None.
Attendance: 500

Score by periods	1st	2nd	Total
Tulane	28	24	**52**
Tulsa	27	28	**55**

Points	In Paint	Off T/O	2nd Chance	Fast Break	Bench
TLN	30	15	6	8	8
TLS	20	14	3	4	21

GAME 30: #11 HOUSTON 39, #6 TULANE 64

MARCH 6, 2015 // MOHEGAN SUN ARENA // UNCASVILLE, CONN.

Tulane cruised in its American Conf. Tournament debut with a 64-39 win over Houston. Latham led nine different players in scoring as she tied her career high of 14 points. The Green Wave held Houston to just 10 points at half and the Cougars final 39 points was their fewest against Tulane in their 37-match series history. Finally, Coach Stockton earned her 500th career win.

Houston 39 • 6-24

##	Player		Total FG-FGA	3-Ptr FG-FGA	FT-FTA	Rebounds Off	Def	Tot	PF	TP	A	TO	Blk	Stl	Min
22	AMERSON, Marche'	f	0-1	0-0	0-0	0	1	1	0	0	0	2	0	0	11
33	GILBERT, Tyler	f	2-8	0-0	2-4	2	6	8	3	6	0	2	2	1	27
03	WINSLOW, Bianca	g	2-6	0-2	0-0	0	1	1	3	4	2	2	0	2	33
21	PALMER, Jessieka	g	3-8	0-2	1-2	2	3	5	3	7	0	3	1	1	25
24	MITCHELL, Mariah	g	0-9	0-4	7-8	1	1	2	4	7	0	3	0	0	35
10	DAVIS, Sandra		2-3	0-0	0-2	0	3	3	0	4	0	2	2	0	15
15	SMITH, Alecia		1-6	1-4	0-0	1	0	1	0	3	0	1	0	1	23
23	KINARD, Moesha		2-4	2-3	0-0	0	2	2	0	6	1	1	0	0	12
25	JOSHUA, DeJah		1-2	0-1	0-0	1	1	2	1	2	1	1	0	1	6
34	ALFORD, Terran		0-3	0-0	0-0	3	0	3	2	0	0	1	0	1	13
	Team					4	3	7							
	Totals		13-50	3-16	10-16	14	21	35	16	39	4	18	5	7	200

FG % 1st Half: 3-23 13.0% 2nd half: 10-27 37.0% Game: 13-50 26.0%
3FG % 1st Half: 1-7 14.3% 2nd half: 2-9 22.2% Game: 3-16 18.8%
FT % 1st Half: 3-6 50.0% 2nd half: 7-10 70.0% Game: 10-16 62.5%

Deadball Rebounds 3

Tulane 64 • 21-9

##	Player		Total FG-FGA	3-Ptr FG-FGA	FT-FTA	Rebounds Off	Def	Tot	PF	TP	A	TO	Blk	Stl	Min
22	DALE, Tiffany	f	2-6	0-0	1-3	2	2	4	4	5	0	0	0	1	18
45	DURU, Chinwe	c	3-6	0-0	2-4	1	3	4	1	8	1	1	4	0	22
03	MORGAN, Kolby	g	3-5	2-3	0-0	0	1	1	3	8	2	2	0	1	21
23	KAPLAN, Jamie	g	1-3	0-0	0-0	1	5	6	1	2	4	4	0	1	25
33	LATHAM, Courtnie	g	4-8	2-2	4-4	0	3	3	0	14	2	0	0	1	26
11	VORPAHL, Leslie		2-3	0-1	0-0	0	1	1	1	4	0	2	0	1	11
13	CRUICKSHANK, Caylah		2-6	0-1	2-2	0	0	0	0	6	2	0	0	1	14
15	EBOMWONYI, Adesuwa		2-5	0-0	0-0	2	1	3	1	4	1	2	0	3	29
20	BLAGG, Danielle		3-5	1-2	0-0	0	0	0	1	7	1	0	0	1	11
30	JONES, Tierra		2-4	0-0	2-3	1	6	7	2	6	1	2	0	0	14
42	ROGERS, Morgan		0-1	0-0	0-0	0	2	2	1	0	0	2	0	0	9
	Team					5	2	7							
	Totals		24-52	5-9	11-16	12	26	38	15	64	14	15	4	10	200

FG % 1st Half: 11-24 45.8% 2nd half: 13-28 46.4% Game: 24-52 46.2%
3FG % 1st Half: 2-4 50.0% 2nd half: 3-5 60.0% Game: 5-9 55.6%
FT % 1st Half: 6-9 66.7% 2nd half: 5-7 71.4% Game: 11-16 68.8%

Deadball Rebounds 0

Officials: Tom Danaher, Pualani Spurlock, Brian Garland
Technical fouls: Houston-None. Tulane-None.
Attendance: 4669

Score by periods	1st	2nd	Total
Houston	10	29	**39**
Tulane	30	34	**64**

Points	In Paint	Off T/O	2nd Chance	Fast Break	Bench
UH	12	13	4	2	15
TLN	26	19	17	6	27

GAME 31: #6 TULANE 71, #3 TULSA 53

MARCH 7, 2015 // MOHEGAN SUN ARENA // UNCASVILLE, CONN.

The Green Wave enacted some revenge and took the rubber match 71-53 to advance to the semis. Tulane recorded a 29-8 scoring stretch that ended the first half and went several minutes into the second, building a 41-28 lead. Nine different players scored, led by Leslie Vorpahl's 17 points. Kolby Morgan (15 pts), Jamie Kaplan (13 pts) and Courtnie Latham (11 pts) all posted double figures. Tulane's defense forced a Tulsa high 27 turnovers.

Tulane 71 • 22-9

##	Player		Total FG-FGA	3-Ptr FG-FGA	FT-FTA	Rebounds Off	Def	Tot	PF	TP	A	TO	Blk	Stl	Min
22	DALE, Tiffany	f	2-3	0-0	1-2	1	4	5	3	5	0	1	0	2	25
45	DURU, Chinwe	c	0-2	0-0	0-0	0	2	2	2	0	0	6	1	0	12
03	MORGAN, Kolby	g	6-14	1-2	2-2	2	1	3	1	15	0	0	0	3	33
23	KAPLAN, Jamie	g	5-10	3-5	0-0	1	3	4	2	13	3	3	0	2	28
33	LATHAM, Courtnie	g	4-8	1-3	2-2	1	3	4	2	11	5	3	0	3	31
11	VORPAHL, Leslie		6-9	4-6	1-2	0	0	0	1	17	0	1	0	3	16
13	CRUICKSHANK, Caylah		0-2	0-0	0-0	0	0	0	0	0	0	0	0	1	6
15	EBOMWONYI, Adesuwa		1-2	0-0	0-0	0	2	2	2	2	1	1	1	2	23
20	BLAGG, Danielle		1-3	1-1	0-0	0	2	2	1	3	2	0	0	1	13
30	JONES, Tierra		1-2	0-0	1-2	0	0	0	2	3	0	0	0	0	10
42	ROGERS, Morgan		1-1	0-0	0-0	0	1	1	0	2	0	0	0	0	3
	Team					3	0	3				1			
	Totals		27-56	10-17	7-10	8	18	26	16	71	11	16	2	17	200

FG % 1st Half: 12-28 42.9% 2nd half: 15-28 53.6% Game: 27-56 48.2%
3FG % 1st Half: 5-8 62.5% 2nd half: 5-9 55.6% Game: 10-17 58.8%
FT % 1st Half: 2-2 100.0 2nd half: 5-8 62.5% Game: 7-10 70.0%

Deadball Rebounds 3

Tulsa 53 • 17-13

##	Player		Total FG-FGA	3-Ptr FG-FGA	FT-FTA	Rebounds Off	Def	Tot	PF	TP	A	TO	Blk	Stl	Min
32	TURNER, Mariah	f	3-7	0-0	4-4	1	3	4	3	10	4	2	0	1	30
00	GROVEY, Kelsee	g	2-5	1-3	1-2	1	0	1	2	6	1	1	0	1	31
03	WAKEFIELD, Erika	g	0-1	0-0	2-2	0	0	0	2	2	1	3	0	2	16
13	HUGHES, Ashley	g	1-3	0-2	0-0	0	0	0	1	2	1	2	0	0	13
35	BRADY, Kadan	g	1-5	0-2	0-1	0	2	2	3	2	1	3	0	2	23
04	REID, Teanna		1-2	1-2	0-0	1	6	7	2	3	2	7	0	0	23
15	WEBSTER, Antoinet		1-5	1-2	0-0	0	0	0	0	3	0	1	0	0	21
23	CLARK, Ashley		11-17	0-0	1-2	2	6	8	0	23	0	7	0	1	35
24	CAMPBELL, Autura		1-2	0-0	0-0	3	0	3	0	2	0	1	1	0	8
	Team					2	4	6							
	Totals		21-47	3-11	8-11	10	21	31	13	53	10	27	1	7	200

FG % 1st Half: 10-25 40.0% 2nd half: 11-22 50.0% Game: 21-47 44.7%
3FG % 1st Half: 3-7 42.9% 2nd half: 0-4 0.0% Game: 3-11 27.3%
FT % 1st Half: 3-5 60.0% 2nd half: 5-6 83.3% Game: 8-11 72.7%

Deadball Rebounds 1

Officials: Kevin Pethtel, Karen Preato, Shannon Feck
Technical fouls: Tulane-None. Tulsa-REID, Teanna.
Attendance: 5177

Score by periods	1st	2nd	Total

GAME 32: #6 TULANE 69, #3 USF 78

MARCH 8, 2015 // MOHEGAN SUN ARENA // UNCASVILLE, CONN.

In the most thrilling game of the tournament, Tulane's comeback fell just short, falling 78-69 to USF. Down 55-44, the Wave rallied with a 17-6 scoring stretch to tie it at 61 with 5:07 remaining. Yet a late push, led by USF's Courtney Williams gave the Bulls the win. Blagg led with 19 points, one shy of her season high. Latham recorded her third straight tournament game with double digit points, posting a career high of 15.

Tulane 69 • 22-10

##	Player		Total FG-FGA	3-Ptr FG-FGA	FT-FTA	Rebounds Off	Def	Tot	PF	TP	A	TO	Blk	Stl	Min
22	DALE, Tiffany	f	0-2	0-0	0-0	1	2	3	4	0	0	2	0	1	18
45	DURU, Chinwe	c	5-8	0-0	0-0	2	2	4	4	10	0	0	1	0	18
03	MORGAN, Kolby	g	0-6	0-2	2-2	1	4	5	2	2	0	1	0	0	25
23	KAPLAN, Jamie	g	4-9	0-1	2-2	1	4	5	1	10	6	1	0	0	29
33	LATHAM, Courtnie	g	4-12	4-8	3-3	1	2	3	2	15	3	0	0	0	31
11	VORPAHL, Leslie		1-3	1-1	1-2	0	1	1	2	4	3	2	0	0	26
15	EBOMWONYI, Adesuwa		0-3	0-1	0-0	0	1	1	2	0	0	0	0	0	8
20	BLAGG, Danielle		7-18	3-11	2-2	0	4	4	1	19	0	0	0	0	26
30	JONES, Tierra		4-5	0-0	1-1	1	3	4	2	9	1	1	0	2	19
	Team					4	1	5							
	Totals		25-66	8-24	11-12	11	24	35	20	69	13	7	1	3	200

FG % 1st Half: 12-33 36.4% 2nd half: 13-33 39.4% Game: 25-66 37.9%
3FG % 1st Half: 4-15 26.7% 2nd half: 4-9 44.4% Game: 8-24 33.3%
FT % 1st Half: 1-1 100.0 2nd half: 10-11 90.9% Game: 11-12 91.7%

Deadball Rebounds 0

USF 78 • 26-6

##	Player		Total FG-FGA	3-Ptr FG-FGA	FT-FTA	Rebounds Off	Def	Tot	PF	TP	A	TO	Blk	Stl	Min
20	FERREIRA, Laura	f	1-6	1-5	0-0	4	2	6	5	3	3	0	0	0	34
24	JENKINS, Alisia	f	9-13	0-0	4-5	3	12	15	2	22	2	4	1	1	40
45	WEBER, Katelyn	c	0-2	0-0	2-2	0	1	1	0	2	0	0	0	0	14
10	WILLIAMS, Courtney	g	8-15	2-4	3-5	1	3	4	2	21	3	1	3	1	40
13	MARCOS CANEDO, Laur	g	1-3	1-2	0-0	0	0	0	1	3	1	1	0	0	9
03	TAYLOR, Tamara		3-9	2-7	2-2	2	5	7	2	10	1	1	0	0	22
15	NAYLOR, Shavontae		0-0	0-0	0-0	0	0	0	0	0	0	0	0	0	2
23	STRINGFIELD, Shaleth		2-5	1-2	6-6	0	5	5	1	11	6	1	0	1	31
32	JESPERSEN, Maria		2-4	1-3	1-3	0	0	0	3	6	0	0	0	0	8
	Team					0	3	3							
	Totals		26-57	8-23	18-23	10	31	41	16	78	16	8	4	3	200

FG % 1st Half: 13-31 41.9% 2nd half: 13-26 50.0% Game: 26-57 45.6%
3FG % 1st Half: 3-9 33.3% 2nd half: 5-14 35.7% Game: 8-23 34.8%
FT % 1st Half: 5-6 83.3% 2nd half: 13-17 76.5% Game: 18-23 78.3%

Deadball Rebounds 2

Officials: Cameron Inouye, Maj Forsberg, Mike McDonnell
Technical fouls: Tulane-TEAM. USF-None.
Attendance: 6531

Score by periods	1st	2nd	Total
Tulane	29	40	**69**
USF	34	44	**78**

Points	In Paint	Off T/O	2nd Chance	Fast Break	Bench
TLN	22	12	7	3	32
USF	22	6	10	7	27

GAME 33: #12 TULANE 47, #5 MISSISSIPPI ST 57

MARCH 20, 2015 // CAMERON INDOOR // DURHAM, N.C.

Morgan scored a game high 17 points but the Green Wave couldn't overcome a poor second half shooting performance, falling 57-47 to Mississippi St in the opening round of the NCAA Tournament. Tulane trailed by just five points at half, but the Bulldogs recorded a 20-2 scoring run in the second period.

Tulane 47 • 22-11

##	Player		Total FG-FGA	3-Ptr FG-FGA	FT-FTA	Rebounds Off	Def	Tot	PF	TP	A	TO	Blk	Stl	Min
22	DALE, Tiffany	f	2-7	0-1	2-4	3	6	9	1	6	1	0	0	2	37
45	DURU, Chinwe	c	0-3	0-0	0-1	2	0	2	3	0	1	1	3	0	17
03	MORGAN, Kolby	g	5-9	3-5	4-6	2	4	6	1	17	2	4	1	3	28
23	KAPLAN, Jamie	g	3-7	1-3	2-3	1	1	2	2	9	5	4	0	4	35
33	LATHAM, Courtnie	g	0-3	0-0	1-2	0	4	4	2	1	0	3	0	0	22
11	VORPAHL, Leslie		1-3	1-3	0-0	0	1	1	1	3	0	2	0	1	14
15	EBOMWONYI, Adesuwa		1-8	0-4	1-1	1	2	3	3	3	0	0	0	0	17
20	BLAGG, Danielle		1-6	0-2	6-8	1	3	4	4	8	0	2	0	0	21
30	JONES, Tierra		0-1	0-0	0-0	0	0	0	3	0	1	2	0	0	9
	Team					3	0	3				2			
	Totals		13-47	5-18	16-25	13	21	34	20	47	10	20	4	10	200

FG %	1st Half:	7-21	33.3%	2nd half:	6-26	23.1%	Game: 13-47	27.7%
3FG %	1st Half:	2-8	25.0%	2nd half:	3-10	30.0%	Game: 5-18	27.8%
FT %	1st Half:	6-9	66.7%	2nd half:	10-16	62.5%	Game: 16-25	64.0%

Deadball Rebounds 3,2

Mississippi State 57 • 27-6

##	Player		Total FG-FGA	3-Ptr FG-FGA	FT-FTA	Rebounds Off	Def	Tot	PF	TP	A	TO	Blk	Stl	Min
03	Breanna Richardson	f	7-14	0-0	1-1	6	6	12	1	15	1	3	0	1	27
35	Victoria Vivians	f	2-14	1-7	2-2	0	4	4	0	7	1	1	0	0	22
10	Martha Alwal	c	2-4	0-0	0-2	1	4	5	4	4	0	3	6	0	22
00	Dominique Dillingham	g	3-8	0-1	0-1	2	5	7	4	6	2	2	1	3	38
21	Jerica James	g	0-0	0-0	0-0	0	0	0	2	0	1	2	0	0	8
01	Blair Schaefer		0-1	0-1	0-0	0	0	0	1	0	0	1	0	0	2
02	Morgan William		2-4	1-2	9-11	1	4	5	2	14	4	4	0	3	32
05	Sherise Williams		2-2	0-0	1-2	1	0	1	0	5	0	0	1	0	12
13	Ketara Chapel		1-3	0-0	0-0	0	1	1	1	2	1	0	0	1	13
14	Kendra Grant		1-4	0-0	2-2	0	0	0	2	4	1	0	0	0	16
45	Chinwe Okorie		0-1	0-0	0-0	0	1	1	3	0	0	0	0	0	6
51	Savannah Carter		0-1	0-0	0-0	0	1	1	2	0	0	0	0	0	2
	Team					5	1	6							
	Totals		20-56	2-11	15-21	16	27	43	22	57	11	16	8	8	200

FG %	1st Half:	10-35	28.6%	2nd half:	10-21	47.6%	Game: 20-56	35.7%
3FG %	1st Half:	1-9	11.1%	2nd half:	1-2	50.0%	Game: 2-11	18.2%
FT %	1st Half:	6-8	75.0%	2nd half:	9-13	69.2%	Game: 15-21	71.4%

Deadball Rebounds 3

Officials: Beverly Roberts, Pualani Spurlock, Kevin Farlow
Technical fouls: Tulane-None. Mississippi State-None.
Attendance: 2712
NCAA First Round

Score by periods	1st	2nd	Total
Tulane	22	25	**47**
Mississippi State	27	30	**57**

Points	In Paint	Off T/O	2nd Chance	Fast Break	Bench
TLN	10	15	8	8	14
MS	30	19	13	10	25

All-Time Record/Coaching Records

Year	W	L	Pct	W	L	Pct	Finish	Postseason	Head Coach
1975-76	4	9	.308	--	--	----	----------	----------	Karen Womack
1976-77	7	13	.350	--	--	----	----------	----------	Karen Womack
1977-78	12	10	.545	--	--	----	----------	----------	Karen Womack
1978-79	14	9	.609	--	--	----	----------	----------	Karen Womack
1979-80	16	11	.593	--	--	----	----------	----------	Karen Womack
1980-81	12	16	.429	--	--	----	----------	----------	Avie Bridges
1981-82	12	15	.444	--	--	----	----------	----------	Julia Yeater
1982-83	8	20	.286	--	--	----	----------	----------	Julia Yeater
1983-84	8	20	.286	3	7	.300	T6th Metro	----------	Julia Yeater
1984-85	6	22	.214	1	9	.100	8th Metro	----------	Julia Yeater
1985-86	16	12	.571	--	--	----	----------	----------	Joline Matsunami
1986-87	9	19	.321	--	--	----	----------	----------	Joline Matsunami
1987-88	15	13	.536	--	--	----	----------	----------	Joline Matsunami
1988-89	14	13	.519	--	--	----	----------	----------	Joline Matsunami
1989-90	6	22	.214	1	13	.071	8th Metro	----------	Candi Harvey
1990-91	6	22	.214	1	13	.071	8th Metro	----------	Candi Harvey
1991-92	9	19	.321	4	8	.333	T4th Metro	----------	Candi Harvey
1992-93	14	13	.581	6	6	.500	T4th Metro	----------	Candi Harvey
1993-94	17	14	.548	5	7	.417	5th Metro	WNIT	Candi Harvey
1994-95	19	10	.655	9	3	.750	2nd Metro	NCAA (1st Round)	Lisa Stockton
1995-96	21	10	.677	9	5	.643	T2nd C-USA Red	NCAA (1st Round)	Lisa Stockton
1996-97	27	5	.844	12	2	.857	1st C-USA Red	NCAA (2nd Round)	Lisa Stockton
1997-98	21	7	.750	12	4	.750	2nd C-USA National	NCAA (1st Round)	Lisa Stockton
1998-99	24	6	.800	12	4	.750	1st C-USA National	NCAA (1st Round)	Lisa Stockton
1999-00	27	5	.844	12	4	.750	1st C-USA National	NCAA (2nd Round)	Lisa Stockton
2000-01	22	10	.688	12	4	.750	1st C-USA National	NCAA (1st Round)	Lisa Stockton
2001-02	24	11	.686	8	6	.571	T3rd C-USA	NCAA (2nd Round)	Lisa Stockton
2002-03	19	10	.655	8	6	.571	T3rd C-USA	NCAA (1st Round)	Lisa Stockton
2003-04	10	18	.357	3	11	.214	T8th C-USA	----------	Lisa Stockton
2004-05	11	16	.407	3	11	.214	T9th C-USA	----------	Lisa Stockton
2005-06	15	12	.556	8	8	.500	T5th C-USA	----------	Lisa Stockton
2006-07	26	7	.788	13	3	.813	1st C-USA	WNIT (2nd Round)	Lisa Stockton
2007-08	16	14	.533	6	10	.375	T9th C-USA	----------	Lisa Stockton
2008-09	18	14	.563	9	7	.563	6th C-USA	----------	Lisa Stockton
2009-10	26	7	.788	12	4	.750	1st C-USA	NCAA (1st Round)	Lisa Stockton
2010-11	23	11	.676	9	7	.563	T4th C-USA	WNIT (2nd Round)	Lisa Stockton
2011-12	23	11	.676	9	7	.563	T3rd C-USA	WNIT (2nd Round)	Lisa Stockton
2012-13	24	9	.727	11	5	.688	T2nd C-USA	WNIT (3rd Round)	Lisa Stockton
2013-14	20	11	.645	11	5	.688	4th C-USA	WNIT (1st Round)	Lisa Stockton
2014-15	22	11	.666	11	7	.611	T5th American	NCAA (1st Round)	Lisa Stockton
40 Seasons	643	507	.559	220	186	.542	4 Conference Titles 5 Conf. Tournament Titles	11 NCAAs, 6 WNITs	

CAREER COACHING RECORD

Coach	Years	Span	Won	Loss	Pct
Karen Womack	5	1975-80	53	52	.505
Avie Bridges	1	1980-81	12	16	.429
Julie Yeater	4	1981-85	34	77	.306
Joline Matsunami	5	1985-90	60	79	.432
Candi Harvey	4	1990-94	46	68	.404
Lisa Stockton	21	1994-Present	438	215	.671

MOST WINS

Coach	Years	Span	Won	Loss	Pct
Lisa Stockton	21	1994-Present	438	215	.671
Joline Matsunami	5	1985-90	60	79	.432
Karen Womack	5	1975-80	53	52	.505
Candi Harvey	4	1990-94	46	68	.404
Julie Yeater	4	1981-85	34	77	.306
Avie Bridges	1	1980-81	12	16	.429

BEST WINNING PERCENTAGE

Coach	Years	Span	Won	Loss	Pct
Lisa Stockton	21	1994-Present	438	215	.671
Karen Womack	5	1975-80	53	52	.505
Joline Matsunami	5	1985-90	60	79	.432
Candi Harvey	4	1990-94	46	68	.404
Avie Bridges	1	1980-81	12	16	.429
Julie Yeater	4	1981-85	34	77	.306

MOST WINS IN A SEASON

Coach	Season	Won	Loss	Pct
Lisa Stockton	1999-2000	27	5	.844
Lisa Stockton	1996-97	27	5	.844
Lisa Stockton	2006-07	26	7	.788
Lisa Stockton	2012-13	24	9	.727
Lisa Stockton	2001-02	24	11	.714
Lisa Stockton	1998-99	24	6	.800

NCAA Tournament

1995 Mideast Regional
Friday, March 16 - Lubbock, Texas
(2) Texas Tech def. (15) Tulane • 87-72

1996 West Regional
Friday, March 15 - Boulder, Colo.
(3) Colorado def. (14) Tulane • 83-75

1997 East Regional
Saturday, March 15 - Washington, D.C.
(4) Tulane def. (13) Santa Barbara • 72-69
Monday, March 17 - Washington, D.C.
(5) George Washington def. Tulane • 81-67

1998 West Regional
Friday, March 13 - Iowa City, Iowa
(5) Kansas def. (12) Tulane • 72-68

1999 East Regional
Saturday, March 13 - Durham, N.C.
(11) St. Joseph's def. (6) Tulane • 83-72

2000 Mideast Regional
Saturday, March 18 - Lubbock, Texas
(6) Tulane def. (11) Vermont • 65-60
Monday, March 20 - Lubbock, Texas
(3) Texas Tech def. Tulane • 76-59

2001 Midwest Regional
Friday, March 16 - Ames, Iowa
(7) Florida State def. (10) Tulane • 72-70

2002 West Regional
Saturday, March 16 - Palo Alto, Calif.
(10) Tulane def. (7) Colorado State • 73-69
Monday, March 18 - Palo Alto, Calif.
(2) Stanford def. Tulane • 77-55

2003 West Regional
Saturday, March 22 - Palo Alto, Calif.
(6) Minnesota def. (11) Tulane • 68-48

2010 Sacramento Regional
Saturday, March 20 - Tempe, Ariz.
(5) Georgia def. (12) Tulane • 64-59

2015 Spokane Regional
Friday, March 20 - Durham, N.C.
(5) Mississippi State def. (12) Tulane • 57-47

By Seed
15-Seed 0-1
14-Seed 0-1
12-Seed 0-3
11-Seed 0-1
10-Seed 1-2
6-Seed 1-2
4-Seed 1-1

By Round
1st Round 3-8
2nd Round 0-3

NCAA Tournament Box Scores

TEXAS TECH 87, TULANE 72
3/16/95 - 1st Round - Lubbock, Texas

#15 TULANE	Min	FG-A	3-3A	FT-A	O-D-T	A	F	S	TO	B	PTS
33 Kim Bryant	19	3-8	0-0	0-0	2-2-4	1	5	0	2	0	6
35 Mary Ann Marino	40	6-13	4-6	2-3	1-3-4	7	2	2	4	2	18
54 Barbara Farris	33	7-11	0-0	3-6	5-2-7	0	2	0	2	0	17
23 Christy Thomaskutty	40	7-17	7-16	2-2	0-3-3	2	2	2	1	0	23
31 Kathy Young	21	1-7	0-1	0-0	3-0-3	1	2	1	3	0	2
12 Roma Coleman	1	0-0	0-0	0-0	0-0-0	0	1	0	0	0	0
21 Rodnelle Hadley	19	1-5	0-0	2-2	1-1-2	1	3	0	2	0	4
24 Marion Williams	24	1-2	0-0	0-0	0-6-6	1	2	0	3	0	2
55 Stephanie Simpson	3	0-0	0-0	0-0	0-0-0	0	0	0	0	0	0
Totals	200	26-63	11-23	9-13	15-22-37	13	19	5	18	2	72
Percentages		.413	.478	.692							

#2 TEXAS TECH	Min	FGM-A	3P-A	FT-A	O-D-TR	A	F	S	TO	B	PTS
34 Tabitha Truesdale	40	5-11	0-0	7-10	2-2-4	15	2	1	5	0	17
50 Melinda White	20	3-8	0-0	1-2	3-2-5	2	0	1	2	0	7
55 Michi Atkins	27	8-16	0-0	0-2	0-3-3	1	5	2	0	2	16
15 Nikki Heath	40	5-6	0-0	1-2	3-4-7	5	0	4	0	0	11
23 Noel Johnson	40	8-13	4-9	0-1	2-4-6	5	2	2	0	0	20
24 Crystal Boles	5	0-0	0-0	0-0	0-0-0	0	1	0	0	0	0
25 Connie Robinson	28	7-2	0-0	2-2	3-7-10	0	2	4	0	2	16
Totals	200	36-66	4-9	11-19	14-25-39	28	12	14	8	4	87
Percentages		.545	.444	.579							

COLORADO 83, TULANE 75
3/15/96 - 1st Round - Boulder, Colo.

#14 TULANE	Min	FGM-A	3P-A	FT-A	O-D-TR	A	F	S	TO	B	PTS
33 Kim Bryant	32	3-7	0-0	2-2	2-3-5	0	4	3	2	0	8
35 Mary Ann Marino	30	8-19	2-7	1-1	2-2-4	2	3	0	2	0	19
54 Barbara Farris	29	6-11	0-0	3-3	2-8-10	2	3	1	1	0	15
11 Mary Lowry	29	5-10	1-4	2-4	2-2-4	7	4	1	3	0	13
23 Christy Thomaskutty	37	6-10	5-9	0-0	0-1-1	2	4	2	0	0	17
5 Lacey Vicknair	15	1-3	0-0	1-2	0-1-1	1	3	1	2	1	3
21 Rodnelle Hadley	15	0-1	0-0	0-0	0-1-1	2	2	0	0	0	0
24 Marion Williams	5	0-0	0-0	0-0	0-0-0	0	1	0	0	0	0
32 Kristen Koch	8	0-3	0-3	0-0	2-1-3	2	3	0	1	0	0
Totals	200	29-64	8-23	9-12	10-20-30	18	27	8	11	1	75
Percentages		.453	.348	.750							

#3 COLORADO	Min	FGM-A	3P-A	FT-A	O-D-TR	A	F	S	TO	B	PTS
25 Lauri Weathers	16	2-4	0-0	0-1	0-1-1	1	1	0	1	0	4
33 Shelly Garcia	15	0-2	0-1	0-2	3-3-6	1	1	0	2	0	0
14 Aleksandra Slokar	2	0-0	0-0	0-0	0-1-1	0	0	0	0	0	0
11 DeCelle Thomas	29	2-6	2-3	9-11	3-5-8	3	3	1	1	0	15
21 LaShena Graham	22	2-7	0-2	0-0	0-3-3	2	0	1	2	0	4
10 Amy Palmer	15	3-6	2-4	0-0	0-1-1	1	0	0	1	0	8
22 Alexis Felts	3	0-1	0-1	0-0	0-0-0	0	0	0	0	0	0
34 Jen Terry	18	2-2	0-0	5-7	2-2-4	2	3	1	0	0	9
40 Michelle Hasheider	18	2-5	1-3	2-4	2-3-5	4	1	1	1	0	7
44 Erin Scholz	32	8-9	0-0	3-9	3-5-8	3	3	3	1	1	19
52 Raegan Scott	30	7-14	0-0	3-4	5-2-7	5	3	1	1	3	17
Totals	200	28-56	5-14	22-38	18-26-44	22	15	8	10	4	83
Percentages		.500	.357	.579							

TULANE 72, UC-SANTA BARBARA 69
3/15/97 - 1st Round - Washington, D.C.

#13 UCSB	Min	FGM-A	3P-A	FT-A	O-D-TR	A	F	S	TO	B	PTS
4 Kristi Rohr	24	4-4	0-0	3-4	0-0-0	1	4	0	4	0	11
24 Michelle Duckworth	27	0-1	0-0	0-0	1-3-4	2	5	1	0	0	0
23 Amy Smith	35	8-21	0-0	0-2	3-3-6	1	1	3	2	1	16
5 Erin Alexander	37	7-20	6-10	6-6	2-5-7	3	2	5	3	0	26
25 Stacy Clinesmith	35	3-9	1-5	3-6	0-4-4	2	2	3	4	0	10
3 Carmel Lamson	4	0-0	0-0	0-0	0-0-0	0	2	0	0	0	0
20 Rachel Mahar	16	1-2	0-0	0-0	0-1-1	0	2	0	1	1	2
21 Tawnee Cooper	6	0-1	0-0	0-0	1-0-1	0	0	0	1	0	0
22 Shelia Frail	5	0-0	0-0	0-0	0-1-1	1	0	0	1	0	0
33 Stephanie Shadwell	11	2-5	0-0	0-0	3-0-3	0	0	1	0	0	4
Totals	200	25-63	7-15	12-18	11-21-32	10	18	13	16	2	69
Percentages		.397	.467	.667							

#4 TULANE	Min	FGM-A	3P-A	FT-A	O-D-TR	A	F	S	TO	B	PTS
5 Lacey Vicknair	9	0-0	0-0	0-0	0-1-1	1	4	0	2	1	0
35 Mary Ann Marino	32	4-13	2-5	4-4	1-3-4	6	0	0	3	0	14
54 Barbara Farris	32	7-10	0-0	2-4	2-5-7	1	1	0	0	0	16
11 Mary Lowry	30	7-11	1-2	5-5	0-9-9	3	3	0	6	0	20
21 Rodnelle Hadley	26	1-2	0-0	1-3	1-3-4	3	4	1	4	0	3
4 Grace Daley	14	3-9	1-2	0-0	1-1-2	0	2	2	4	0	7
13 Kelly Scanlon	18	0-1	0-0	0-0	0-1-1	1	1	0	3	0	0
22 Fabrecia Roberson	3	0-0	0-0	0-0	0-0-0	0	1	0	0	0	0
24 Marion Williams	35	0-0	0-0	2-3	2-5-7	0	4	2	2	1	12
32 Kristen Koch	1	0-0	0-0	0-0	0-0-0	0	0	0	0	0	0
Totals	200	27-51	4-9	14-19	8-31-39	15	20	5	24	2	72
Percentages		.529	.444	.737							

GEORGE WASHINGTON 81, TULANE 67
3/17/97 - 2nd Round - Washington, D.C.

#4 TULANE	Min	FGM-A	3P-A	FT-A	O-D-TR	A	F	S	TO	B	PTS
5 Lacey Vicknair	17	1-2	0-0	3-4	1-0-1	0	2	1	3	0	5
35 Mary Ann Marino	23	4-9	0-2	2-2	3-1-4	4	0	1	0	0	10
54 Barbara Farris	32	4-7	0-0	4-6	0-5-5	0	1	2	3	1	12
11 Mary Lowry	33	2-8	0-1	5-6	2-0-2	3	5	1	10	0	9
13 Kelly Scanlon	20	1-2	1-1	0-0	0-0-0	0	1	0	1	0	3
4 Grace Daley	24	4-10	1-4	0-2	2-2-4	0	4	4	3	0	9
21 Rodnelle Hadley	21	1-2	0-0	4-6	0-1-1	4	4	2	2	0	6
22 Fabrecia Roberson	2	0-0	0-0	0-0	1-0-1	0	0	0	1	0	0
24 Marion Williams	28	6-7	0-0	1-2	0-3-3	0	3	1	1	1	13
Totals	200	23-47	2-8	19-28	11-16-27	11	20	12	24	2	67
Percentages		.489	.250	.679							

#5 GEORGE WASHINGTON	Min	FGM-A	3P-A	FT-A	O-D-TR	A	F	S	TO	B	PTS
35 Lisa Cermaignano	31	5-8	5-8	0-0	0-2-2	4	4	3	1	0	15
51 Noelia Gomez	38	10-17	0-1	0-1	5-2-7	4	4	0	4	0	20
40 Tajama Abraham	34	10-18	0-0	1-3	2-8-10	0	3	1	2	2	21
15 Chasity Myers	35	4-7	1-2	1-3	1-3-4	5	3	1	3	1	10
21 Colleen McCrea	29	0-1	0-1	0-0	0-5-5	7	5	2	7	1	0
12 Marlo Egleston	21	1-2	1-1	8-8	0-0-0	3	3	1	4	0	11
14 Tami McGlynn	2	0-0	0-0	0-0	0-0-0	0	0	0	2	0	0
50 Khadija Deas	9	2-2	0-0	0-0	1-0-1	0	2	0	0	0	4
55 Dee Brown	1	0-0	0-0	0-0	0-0-0	0	0	0	0	0	0
Totals	200	32-55	7-13	10-15	11-21-32	23	24	8	23	8	81
Percentages		.582	.538	.667							

KANSAS 72, TULANE 68
3/13/98 - 1st Round - Iowa City, Iowa

#12 TULANE	Min	FGM-A	3P-A	FT-A	O-D-TR	A	F	S	TO	B	PTS
5 Lacey Vicknair	26	1-4	0-1	0-0	0-7-7	2	5	0	2	0	2
21 Rodnelle Hadley	35	1-5	1-2	0-0	1-1-2	6	2	2	2	0	3
54 Barbara Farris	36	7-9	0-0	7-11	3-2-5	1	1	1	3	0	21
4 Grace Daley	35	10-19	3-7	3-6	4-1-5	3	4	4	6	0	26
13 Kelly Scanlon	22	1-3	0-2	2-2	2-1-3	2	2	1	1	0	4
22 Fabrecia Roberson	2	0-1	0-0	0-0	0-0-0	0	0	0	0	0	0
24 Marion Williams	16	2-4	0-0	1-3	1-1-2	0	1	1	2	0	5
31 Kiki Cizmar	20	2-5	1-2	0-0	0-2-2	2	4	1	2	0	5
32 Kristen Koch	8	0-3	0-0	2-2	0-1-1	0	1	0	1	0	2
Totals	200	25-53	5-14	15-24	16-18-34	17	20	10	20	0	68
Percentages		.407	.357	.625							

#5 KANSAS	Min	FGM-A	3P-A	FT-A	O-D-TR	A	F	S	TO	B	PTS
34 Lynn Price	35	9-16	1-2	8-10	3-2-5	3	4	4	4	0	27
42 Jaclyn Johnson	22	0-0	0-0	1-3	3-6-9	0	4	0	5	0	1
43 Nakia Sanford	29	4-6	0-0	3-4	4-4-8	0	1	0	0	0	11
11 Suzi Raymant	35	3-14	3-6	0-1	2-4-6	5	3	3	3	1	9
15 Jennifer Jackson	35	5-9	0-2	0-0	0-0-0	3	1	2	2	0	10
22 Koya Scott	7	0-0	0-0	0-0	0-0-0	0	2	0	2	0	0
24 Shandy Robbins	26	3-8	3-4	5-6	1-0-1	2	2	0	4	0	14
33 Nikki White	11	0-0	0-0	0-0	0-0-0	0	3	0	0	0	0
Totals	200	24-53	7-14	17-24	17-19-36	13	20	9	20	1	72
Percentages		.453	.500	.708							

SAINT JOSEPH'S 83, TULANE 72
3/13/99 - 1st Round - Durham, N.C.

#11 SAINT JOSEPH'S	Min	FGM-A	3P-A	FT-A	O-D-TR	A	F	S	TO	B	PTS
4 Melissa Coursey	40	6-13	0-0	2-3	0-2-2	1	1	0	1	0	18
10 Susan Moran	36	8-13	0-0	5-6	3-8-11	1	4	2	5	0	21
15 Jana Lichnerova	37	5-13	1-2	5-6	4-3-7	3	3	2	2	0	16
11 Cheryl Kulsea	27	4-4	0-0	0-0	0-2-2	2	3	1	2	0	8
12 Jennifer Greenwell	4	0-0	0-0	0-0	0-0-0	0	0	0	0	0	0
14 Angela Zampella	36	6-11	3-5	3-4	3-3-6	13	2	1	8	0	18
35 Kathy Costello	20	1-1	0-0	0-0	0-2-2	2	3	1	1	0	2
Totals	200	30-55	8-15	15-19	13-21-34	22	16	7	21	0	83
Percentages		.545	.533	.789							

#6 TULANE	Min	FGM-A	3P-A	FT-A	O-D-TR	A	F	S	TO	B	PTS
5 Lacey Vicknair	25	3-3	0-0	2-2	1-6-7	3	4	0	2	0	8
32 Kristen Koch	27	3-6	2-5	0-0	1-0-1	2	3	1	3	0	8
33 Janell Burse	15	6-9	0-0	1-1	1-1-2	1	0	1	0	1	13
11 Sarah Goree	28	4-9	2-4	0-0	0-1-1	2	3	1	4	0	10
44 Taryn Turnbull	17	1-2	0-0	2-2	1-0-1	0	3	1	1	0	4
4 Grace Daley	34	8-15	1-7	2-3	0-1-1	4	3	3	1	0	19
22 Fabrecia Roberson	23	2-6	0-0	0-0	2-1-3	2	3	2	3	1	4
23 Salome Hector	10	0-3	0-2	0-0	0-0-0	1	0	1	1	1	0
45 Gwen Slaughter	17	3-5	0-0	0-0	1-0-1	1	1	1	1	3	6
31 Kiki Cizmar	4	0-0	0-0	0-0	0-0-0	0	0	0	0	0	0
Totals	200	30-58	5-18	7-8	7-12-19	16	20	11	16	6	72
Percentages		.517	.278	.875							

NCAA Postseason History

TULANE 65, VERMONT 60
3/18/00 - 1st Round - Lubbock, Texas

#11 VERMONT	Min	FGM-A	3P-A	FT-A	O-D-TR	A	F	S	TO	B	PTS
20 Karalyn Church	39	12-19	1-1	1-2	4-10-14	3	2	2	3	0	26
10 Dawn Cressman	36	3-9	1-6	0-1	0-7-7	3	3	1	3	0	7
11 Libby Smith	34	2-9	1-3	0-0	0-1-1	6	4	0	5	0	5
14 Christine Lauzon	33	2-5	1-4	1-3	0-2-2	0	4	1	3	0	6
33 Morgan Hall	25	2-9	1-3	3-4	3-1-4	3	3	1	3	1	8
3 Jen MacAulay	3	0-0	0-0	0-0	0-0-0	0	0	0	0	0	0
5 Therea LaRocque	1	0-0	0-0	0-0	0-0-0	0	0	0	1	0	0
21 Rachel Bryan	10	2-2	0-0	0-0	0-0-0	0	4	0	0	0	4
22 Amy Mulligan	9	2-3	0-0	0-0	2-2-4	0	4	0	2	0	4
0 Heather Burroughs	10	0-2	0-1	0-0	0-1-1	0	1	0	0	0	0
Totals	200	25-58	5-18	5-10	9-24-33	15	25	5	20	1	60
Percentages:		.431	.278	.500							

#6 TULANE	Min	FGM-A	3P-A	FT-A	O-D-TR	A	F	S	TO	B	PTS
33 Janell Burse	32	3-7	0-0	1-4	4-5-9	0	4	1	3	0	7
22 Fabrecia Roberson	34	2-9	0-0	0-0	2-4-6	0	2	3	1	0	4
4 Grace Daley	38	10-19	2-6	8-9	2-4-6	3	2	3	6	0	30
11 Sarah Goree	32	5-12	2-6	3-5	0-5-5	1	2	2	3	0	15
44 Taryn Turnbull	25	0-1	0-0	4-6	1-3-4	3	2	1	2	0	4
13 Kelly Scanlon	21	1-4	0-3	0-0	0-1-1	1	2	0	0	0	2
14 Jessica Carroll	2	0-0	0-0	0-0	0-0-0	0	0	0	1	0	0
31 Kiki Cizmar	3	0-1	0-0	0-0	0-1-1	0	1	0	0	0	0
34 Britt Themann	13	1-2	1-2	0-0	0-1-1	0	2	0	0	1	3
Totals	200	22-55	5-17	16-24	9-24-33	8	17	10	16	1	65
Percentages:		.400	.294	.667							

TEXAS TECH 76, TULANE 59
3/20/00 - 2nd Round - Lubbock, Texas

#6 TULANE	Min	FGM-A	3P-A	FT-A	O-D-TR	A	F	S	TO	B	PTS
33 Janell Burse	23	1-4	0-0	0-0	1-6-7	1	4	3	2	2	2
22 Fabrecia Roberson	31	3-10	0-0	6-8	0-6-6	1	1	1	3	0	12
4 Grace Daley	38	8-13	0-1	8-8	2-4-6	3	2	1	8	0	24
11 Sarah Goree	33	3-6	2-3	0-0	0-4-4	2	4	0	7	0	8
44 Taryn Turnbull	20	1-1	1-1	2-2	0-0-0	0	2	1	4	0	5
13 Kelly Scanlon	26	0-1	0-1	2-2	0-1-1	1	1	1	1	0	2
14 Jessica Carroll	4	0-1	0-0	0-0	0-0-0	0	0	0	0	0	0
24 La'Shanna Norris	4	0-0	0-0	0-0	0-0-0	0	1	0	0	0	0
34 Britt Themann	21	2-5	2-3	0-0	2-0-2	0	3	1	2	0	6
Totals	200	18-41	5-9	18-20	5-18-26	8	18	8	27	2	59
Percentages:		.439	.556	.900							

#3 TEXAS TECH	Min	FGM-A	3P-A	FT-A	O-D-TR	A	F	S	TO	B	PTS
54 Planette Pierson	30	7-14	0-0	5-6	3-3-6	2	2	1	1	0	19
15 Aleah Johnson	31	6-16	0-0	0-1	1-1-2	3	4	1	3	0	12
25 Keitha Dickerson	40	4-10	1-1	0-0	3-8-11	6	4	6	2	0	9
3 Melinda Pharies	39	1-6	1-4	4-6	3-1-4	6	4	0	2	0	7
24 Katrisa O'Neal	39	5-13	0-0	2-2	3-2-5	7	3	4	4	0	12
1 Courtney Plaster	1	0-0	0-0	0-0	0-0-0	0	0	0	0	0	0
32 Amber Tarr	10	2-2	1-1	0-0	1-0-1	1	0	0	1	0	5
34 Tanisha Ellison	10	5-8	0-0	2-4	3-1-4	0	0	2	1	1	12
Totals	200	30-69	3-6	13-19	17-16-33	25	17	14	14	1	76
Percentages:		.431	.278	.500							

FLORIDA STATE 72, TULANE 70
3/16/01 - 1st Round - Ames, Iowa

#10 TULANE	Min	FGM-A	3P-A	FT-A	O-D-TR	A	F	S	TO	B	PTS
11 Sarah Goree	36	6-12	2-3	3-5	1-1-2	4	4	1	2	0	17
13 Kelly Scanlon	22	1-5	1-3	0-0	2-2-4	4	0	1	3	0	3
33 Janell Burse	27	8-13	0-0	6-8	4-2-6	0	3	2	2	1	22
44 Taryn Turnbull	21	1-4	0-0	2-2	2-3-5	2	3	1	0	0	4
45 Gwen Slaughter	34	4-10	0-0	3-4	1-2-3	2	2	0	2	1	11
12 Kelly Nadeau	3	0-1	0-0	0-0	0-0-0	0	0	0	0	0	0
14 Jessica Carroll	1	0-0	0-0	0-0	0-0-0	0	0	0	0	0	0
15 Tiffany Wilson	9	1-3	0-0	0-0	0-4-4	1	2	0	2	0	2
31 Teana McKiver	29	2-5	0-0	1-3	1-3-4	1	2	3	2	4	5
34 Britt Themann	18	2-6	2-4	0-0	0-1-1	2	0	1	1	0	6
Totals	200	25-59	5-11	15-22	11-21-31	18	15	9	14	6	70
Percentages		.424	.455	.682							

#7 FLORIDA STATE	Min	FGM-A	3P-A	FT-A	O-D-TR	A	F	S	TO	B	PTS
10 Lakesha Springle	27	1-1	0-0	0-0	1-4-5	4	2	3	4	0	2
12 April Traylor	34	11-17	5-7	3-5	2-3-5	2	3	1	5	0	30
13 Levys Torres	20	3-6	0-0	2-2	3-4-7	0	4	0	2	0	8
20 Katelyn Vujas	34	7-12	0-0	0-0	3-6-9	6	2	0	1	1	14
21 Brooke Wyckoff	29	2-10	1-5	0-0	1-4-5	0	2	0	3	2	5
3 Shinikki Whiting	24	4-12	0-4	0-0	1-4-5	4	3	2	2	0	8
4 Petra Hofman	13	1-1	0-0	0-0	1-0-1	2	1	1	1	0	2
25 Lako Brown	8	0-1	0-0	0-0	1-4-5	0	1	0	0	0	0
32 Molly Beal	11	1-3	1-3	0-0	0-0-0	2	0	0	0	0	3
Totals	200	30-63	7-19	5-7	14-29-43	20	18	7	18	3	72
Percentages		475	.368	.714							

TULANE 73, COLORADO STATE 69
3/16/02 - 1st Round - Palo Alto, Calif.

#10 TULANE	Min	FGM-A	3P-A	FT-A	O-D-TR	A	F	S	TO	B	PTS
15 Tiffany Wilson	23	3-4	0-0	0-0	0-1-1	1	5	3	0	0	6
45 Gwen Slaughter	26	6-10	0-0	3-10	4-10-14	1	3	0	4	2	15
31 Teana McKiver	29	4-10	0-0	3-6	4-4-8	0	4	0	3	1	11
11 Sarah Goree	34	4-11	0-2	3-5	1-2-3	6	2	1	3	0	11
12 Kelly Nadeau	24	3-6	2-4	2-2	0-3-3	6	1	1	5	0	10
00 Keisha Lymon	11	2-2	0-0	1-2	0-1-1	1	0	0	0	0	5
14 Jessica Carroll	1	0-0	0-0	0-0	0-0-0	0	0	0	0	0	0
20 Delacey Joseph	7	0-3	0-1	0-0	0-2-2	2	0	0	1	0	0
21 Kinya Lennix	14	0-2	0-0	1-2	0-1-1	1	0	0	0	0	1
32 Lakeitha Hampton	3	0-2	0-0	0-0	1-1-2	0	1	0	0	0	0
34 Britt Themann	28	5-7	3-5	1-2	1-3-4	0	0	1	1	0	14
Totals	200	24-57	5-12	14-29	39	18	16	6	17	3	73
Percentages		.474	.417	.483							

#7 COLORADO STATE	Min	FGM-A	3P-A	FT-A	O-D-TR	A	F	S	TO	B	PTS
00 Ashley Augspurger	24	3-11	1-6	3-4	2-5-7	1	4	1	2	1	10
22 Katie Borton	32	2-10	1-4	1-1	0-2-2	2	5	4	3	0	6
50 Shannon Strecker	19	0-1	0-1	2-2	1-2-3	0	2	0	1	0	2
11 Jasai Ferrucho	18	2-5	1-1	1-2	0-1-1	0	4	3	3	0	6
14 Angie Gorton	28	4-11	1-1	7-7	1-3-4	3	4	1	4	1	16
3 Ashley Venekamp	19	2-8	1-4	0-0	1-3-4	3	4	0	1	0	5
23 Lisa Narkiewicz	16	3-6	1-1	1-5	2-0-2	1	0	0	1	0	8
24 Jackie Campbell	23	3-9	0-3	1-2	1-0-1	1	0	0	0	0	7
33 Joy Jenkins	21	3-4	3-4	0-0	0-4-4	2	2	1	0	0	9
Totals	200	22-65	9-25	16-23	8-20-28	13	25	10	14	2	69
Percentages		.338	..360	.696							

STANFORD 77, TULANE 55
3/18/02 - 2nd Round - Palo Alto, Calif.

#10 TULANE	Min	FGM-A	3P-A	FT-A	O-D-TR	A	F	S	TO	B	PTS
15 Tiffany Wilson	28	2-11	0-0	0-0	3-4-7	2	2	2	0	0	4
45 Gwen Slaughter	23	1-5	0-0	0-4	2-3-5	1	2	1	0	0	2
31 Teana McKiver	29	7-12	0-0	2-4	5-4-9	1	1	1	3	3	16
11 Sarah Goree	32	6-17	2-8	0-0	0-5-5	3	3	1	0	0	14
12 Kelly Nadeau	21	1-2	0-0	0-0	0-0-0	1	1	1	0	0	2
00 Keisha Lymon	21	2-4	0-0	5-6	2-1-3	0	3	1	1	1	9
14 Jessica Carroll	2	0-1	0-1	0-0	1-0-1	0	0	0	0	0	0
20 Delacey Joseph	3	0-1	0-0	0-0	0-1-1	0	0	0	1	0	0
21 Kinya Lennix	4	0-3	0-0	0-0	0-1-1	0	0	0	0	0	0
23 Salome Hector	10	0-1	0-0	0-0	0-0-0	0	1	0	2	0	0
24 Tymeka Moore	2	0-1	0-0	0-0	0-0-0	0	0	0	0	0	0
32 Lakeitha Hampton	5	0-1	0-0	3-4	1-1-2	0	0	0	0	0	3
34 Britt Themann	20	2-9	1-6	0-0	0-1-1	0	0	0	1	0	5
Totals	200	21-68	3-15	10-18	15-25-40	8	13	7	10	4	55
Percentages		.309	.200	.556							

#2 STANFORD	Min	FGM-A	3P-A	FT-A	O-D-TR	A	F	S	TO	B	PTS
25 Lindsey Yamasaki	28	10-20	3-9	1-3	0-2-2	3	1	1	2	2	24
34 T'Nae Thiel	31	1-4	0-1	3-4	4-6-10	3	3	0	1	0	5
41 Bethany Donaphin	29	10-11	0-0	1-2	3-5-8	1	3	0	0	1	21
05 Kelley Suminski	26	2-4	1-2	1-2	0-2-2	3	0	0	1	0	6
14 Nicole Powell	37	7-12	2-6	0-0	2-8-10	10	2	4	4	0	16
10 Becky Bonner	2	0-1	0-1	0-0	0-0-0	0	1	0	0	0	0
22 Enjoli Izidor	6	0-1	0-0	0-0	1-2-3	0	2	0	2	1	0
32 Katie Denny	2	0-0	0-0	0-0	0-1-1	0	0	0	0	0	0
33 S. Kimyacioglu	15	0-2	0-2	0-0	0-0-0	3	0	2	1	0	0
42 Lauren St. Clair	8	1-4	1-3	0-0	0-0-0	1	0	0	1	0	3
44 Azella Perryman	8	1-3	0-0	0-0	0-4-4	0	2	0	0	0	2
51 Cori Enghusen	8	0-1	0-0	0-0	0-5-5	0	1	0	2	2	0
Totals	200	32-63	7-24	6-11	11-37-48	24	15	7	14	6	77
Percentages		.508	.292	.545							

MINNESOTA 68, TULANE 48
3/22/03 - 1st Round - Palo Alto, Calif.

#11 TULANE	Min	FGM-A	3P-A	FT-A	O-D-TR	A	F	S	TO	B	PTS
15 Tiffany Wilson	21	2-8	0-0	0-0	2-1-3	1	0	0	2	0	4
45 Gwen Slaughter	33	2-3	0-0	2-2	2-4-6	0	4	4	1	1	6
32 Teana McKiver	21	4-10	1-1	0-0	1-4-5	1	4	1	2	0	9
12 Kelly Nadeau	32	4-8	3-5	0-0	0-0-0	2	2	2	6	0	11
20 Delacey Joseph	23	2-11	0-4	0-0	0-3-3	5	3	3	1	0	4
5 Muci Haris	11	0-3	0-3	0-0	0-0-0	1	1	1	1	0	0
23 D'Aundra Henry	18	1-3	0-0	0-0	0-0-0	2	3	1	5	1	2
22 Tymeka Moore	18	2-4	0-0	0-0	0-0-0	1	0	0	2	0	4
32 Lakeitha Hampton	22	4-4	0-0	0-2	5-3-8	1	0	3	2	0	8
34 Britt Themann	1	0-1	0-1	0-0	0-0-0	0	0	0	0	0	0
Totals	200	21-55	4-14	2-4	10-15-25	14	17	15	22	2	48
Percentages		.382	.286	.500							

#6 MINNESOTA	Min	FGM-A	3P-A	FT-A	O-D-TR	A	F	S	TO	B	PTS
4 Janel McCarville	26	4-6	0-0	1-2	2-5-7	0	3	4	2	2	9
35 Kadidja Andersson	33	5-6	0-0	0-0	0-4-4	0	0	1	1	0	10
11 Shannon Schonrock	40	4-7	2-3	2-3	1-1-2	1	0	3	3	0	12
13 Lindsay Whalen	37	6-13	3-6	3-5	0-5-5	6	1	1	7	0	18
25 Corrin Von Wald	26	1-4	0-2	6-6	1-4-5	6	3	3	3	0	8
10 Kim Prince	18	3-4	0-0	0-1	1-2-3	1	3	2	1	0	6
20 Leslie Hill	13	1-3	0-0	0-0	1-0-1	1	1	1	1	0	2
22 Shannon Bolden	2	0-0	0-0	0-0	0-1-1	0	0	0	0	0	0
23 Tanisha Gillbert	3	1-3	0-0	1-1	0-0-0	0	0	0	0	0	3
50 Christina Collison	1	0-0	0-0	0-0	1-0-1	0	0	0	0	0	0
Totals	200	25-46	5-11	13-18	7-22-29	15	10	15	19	2	68
Percentages		.543	.455	.722							

GEORGIA 64, TULANE 59
3/20/10 - 1st Round - Tempe, Ariz.

#12 TULANE	Min	FGM-A	3P-A	FT-A	O-D-TR	A	F	S	TO	B	PTS
20 Danielle Nunn	10	0-2	0-0	0-0	1-0-1	0	1	0	0	0	0
23 Tiffany Aidoo	31	3-8	1-6	0-0	0-3-3	1	1	3	4	0	7
44 Brett Benzio	37	4-8	0-0	1-4	6-2-8	0	2	0	2	2	9
11 Roshaunda Barnes	35	7-19	3-8	0-0	0-2-2	3	3	3	0	0	17
32 Chassity Brown	35	4-16	3-9	2-4	2-3-5	2	2	3	1	1	13
21 Olivia Grayson	22	1-5	0-2	0-0	2-2-4	4	4	2	3	0	2
24 Janique Kautsky	13	1-2	1-2	0-0	0-3-3	0	2	0	0	0	3
33 Indira Kalio	17	3-9	2-8	0-0	1-1-2	1	1	0	0	0	8
Totals	200	23-69	10-35	3-8	17-17-34	11	20	11	12	3	59
Percentages		.333	.286	.375							

#5 GEORGIA	Min	FGM-A	3P-A	FT-A	O-D-TR	A	F	S	TO	B	PTS
21 Porsha Phillips	26	1-5	0-0	0-2	3-4-7	1	3	0	4	3	2
33 Angel Robinson	35	6-7	1-1	5-7	4-9-13	1	0	0	2	3	18
1 Ashley Houts	40	7-14	1-4	7-7	1-6-7	6	2	3	5	0	22
10 Jasmine James	40	2-8	1-3	3-4	0-6-6	5	3	4	8	0	8
11 Meredith Mitchell	40	3-10	1-4	1-4	2-3-5	2	2	1	2	1	8
3 Anne M. Armstrong	14	2-5	2-3	0-0	2-3-5	0	1	0	1	0	6
12 Jasmine Hassell	5	0-1	0-0	0-0	1-0-1	0	1	0	0	0	0
Totals	200	21-50	6-15	16-24	16-31-47	15	12	7	23	7	64
Percentages		.420	.400	.667							

Mississippi State 57, TULANE 47
3/20/15 - 1st Round - Durham, N.C.

#12 TULANE	Min	FGM-A	3P-A	FT-A	O-D-TR	F	A	TO	B	S	PTS
22 Tiffany Dale	37	2-7	0-1	2-4	3-6-9	1	1	0	0	2	6
45 Chinwe Duru	17	0-3	0-0	0-1	2-0-2	3	1	1	3	0	0
03 Kolby Morgan	28	5-9	3-5	4-6	2-4-6	1	2	4	1	3	17
23 Jamie Kaplan	35	3-7	1-3	2-3	1-1-2	2	5	4	0	4	9
33 Courtnie Latham	22	0-3	0-0	1-2	0-4-4	2	0	3	0	0	1
11 Leslie Vorpahl	14	1-3	1-3	0-0	0-1-1	1	0	2	0	1	3
15 Adesuwa Ebomwonyi	17	1-8	0-4	1-1	1-2-3	3	0	0	0	0	3
20 Danielle Blagg	21	1-6	0-2	6-8	1-3-4	4	0	2	0	0	8
30 Tierra Jones	9	0-1	0-0	0-0	0-0-0	3	1	2	0	0	0
Totals	200	13-47	5-18	16-25	13-21-34	20	10	20	4	10	47
Percentages		.277	.278	.640							

#5 Mississippi St.	Min	FGM-A	3P-A	FT-A	O-D-TR	F	A	TO	B	S	PTS
03 Breanna Richardson	27	7-14	0-0	1-1	6-6-12	1	1	3	0	1	15
35 Victoria Vivians	22	2-14	1-7	2-2	0-4-4	0	1	1	0	0	7
10 Martha Alwal	22	2-4	0-0	0-2	1-4-5	4	0	3	6	0	4
00 Dominique Dillingham	38	3-8	0-1	0-1	2-5-7	4	2	2	1	3	6
21 Jerica James	8	0-0	0-0	0-0	0-0-0	2	1	2	0	0	0
01 Blair Schaefer	2	0-1	0-1	0-0	0-0-0	1	0	1	0	0	0
02 Morgan William	32	2-4	1-2	9-11	1-4-5	2	4	4	0	3	14
05 Sherise Williams	12	2-2	0-0	1-2	1-0-1	0	0	0	1	0	5
13 Ketara Chapel	13	1-3	0-0	0-0	0-1-1	1	1	0	0	1	2
14 Kendra Grant	16	1-4	0-0	2-2	0-0-0	2	1	0	0	0	4
45 Chinwe Okorie	6	0-1	0-0	0-0	0-1-1	3	0	0	0	0	0
51 Savannah Carter	2	0-1	0-0	0-0	0-1-1	2	0	0	0	0	0
Totals	200	20-56	2-11	15-21	16-27-43	22	11	16	8	8	57
Percentages		.357	.182	.714							

American Athletic Conf. Tournament History

The American Tournament Results

Year	Seed	Date	Round	Opp Seed	Opponent	Result/Score	Location (Arena)
2015	6	3/6	First	11	Houston	W, 64-39	Uncasville, Conn. (Mohegan Sun)
		3/7	Quarterfinals	3	Tulsa	W, 71-53	Uncasville, Conn. (Mohegan Sun)
		3/8	Semifinals	2	USF	L, 78-69	Uncasville, Conn. (Mohegan Sun)

The American Tournament Breakdown

BY YEAR

Year	Seed	Rec.	Highest Round
2015	6	2-1	Semifinals

BY ROUND

Round	Record
First Round	1-0
Quarterfinals	1-0
Semifinals	0-1
Finals	N/A
with bye	N/A
without bye	2-1

BY LOCATION

City	Record
Uncasville, Conn.	2-1

BY OPPONENT

Opponent	Record
Houston	1-0
South Florida	0-1
Tulsa	1-0

BY SEED

Tulane Seed	Record
6 Seed	2-1

Opponent Seed	Record
2 Seed	0-1
3 Seed	1-0
11 Seed	1-0
Higher Seed	1-1
Lower Seed	1-0

Conference USA Tournament History

Conference USA Tournament Results

Year	Date	Tulane Seed	Round		Opp Seed	Opponent	Result/Score	Location (Arena)
1996	March 1	5	Quarterfinals	at	4	UAB	W, 72-53	Birmingham, Ala. (UAB Arena)
1996	March 2	5	Seminfials	vs	1	DePaul	L, 73-85	Birmingham, Ala. (UAB Arena)
1997	March 1	2	Quarterfinals	vs	10	Saint Louis	W, 75-57	Chicago, Ill. (Alumni Hall)
1997	March 2	2	Semifinals	vs	3	Louisville	W, 76-74	Chicago, Ill. (Alumni Hall)
1997	March 3	2	Finals	vs	4	Marquette	W, 76-53	Chicago, Ill. (Alumni Hall)
1998	Feb. 28	4	Quarterfinals	vs	5	Cincinnati	L, 62-77	Louisville, Ky. (Louisville Gardens)
1999	Feb. 27	3	Quarterfinals	vs	11	Charlotte	W, 69-60	New Orleans (Fogelman Arena)
1999	Feb. 28	3	Semifinals	vs	2	Louisville	W, 87-74	New Orleans (Fogelman Arena)
1999	March 1	3	Finals	vs	1	Cincinnati	W, 58-44	New Orleans (Fogelman Arena)
2000	March 4	2	Quarterfinals	vs	7	Cincinnati	W, 91-78	Louisville, Ky. (Freedom Hall)
2000	March 5	2	Semifinals	vs	11	Charlotte	W, 79-75	Louisville, Ky. (Freedom Hall)
2000	March 6	2	Finals	vs	8	UAB	W, 73-70	Louisville, Ky. (Freedom Hall)
2001	March 3	2	Quarterfinals	at	7	Marquette	W, 59-58	Miwaukee, Wisc. (U.S. Cellular Arena)
2001	March 4	2	Semifinals	vs	3	Houston	W, 78-74	Miwaukee, Wisc. (U.S. Cellular Arena)
2001	March 5	2	Finals	vs	5	Cincinnati	W, 63-50	Miwaukee, Wisc. (U.S. Cellular Arena)
2002	March 1	5	First	vs	12	UAB	W, 62-35	Chicago, Ill. (DePaul Athletic Center)
2002	March 2	5	Quarterfinals	at	4	DePaul	W, 88-83	Chicago, Ill. (DePaul Athletic Center)
2002	March 3	5	Semifinals	vs	1	TCU	W, 80-76 (ot)	Chicago, Ill. (DePaul Athletic Center)
2002	March 4	5	Finals	vs	3	Cincinnati	L, 56-68	Chicago, Ill. (DePaul Athletic Center)
2003	March 7	4	Quarterfinals	vs	5	TCU	L, 65-78	Memphis, Tenn. (The Pyramid)
2004	March 3	12	First	vs	5	Marquette	L, 44-61	Fort Worth, Texas (Daneel-Meyer Coliseum)
2006	March 2	6	First	vs	11	UCF	W, 69-52	Dallas, Texas (Moody Coliseum)
2006	March 3	6	Quarterfinals	at	3	SMU	L, 84-86 (3ot)	Dallas, Texas (Moody Coliseum)
2007	March 2	1	Quarterfinals	vs	9	Houston	W, 62-55	Tulsa, Okla. (Reynolds Center)
2007	March 3	1	Semifinals	vs	4	Rice	L, 52-64	Tulsa, Okla. (Reynolds Center)
2008	March 6	11	First Round	vs	6	Marshall	L, 58-65	Orlando, Fla (New UCF Arena)
2009	March 5	6	First Round	vs	11	Tulsa	W, 49-44	New Orleans (Fogelman Arena)
2009	March 6	6	Quarterfinals	vs	3	Southern Miss	L, 55-72	New Orleans (Fogelman Arena)
2010	March 9	1	Quarterfinals	vs	8	UCF	W, 63-62	Tulsa, Okla. (Reynolds Center)
2010	March 10	1	Semifinals	vs	5	East Carolina	W, 73-64	Tulsa, Okla. (Reynolds Center)
2010	March 12	1	Finals	vs	6	UAB	W, 62-54	Tulsa, Okla. (Reynolds Center)
2011	March 10	4	Quartervinals	vs	5	East Carolina	W, 83-72	El Paso, Texas (Memorial Gym)
2011	March 11	4	Semfinals	vs	1	Houston	W, 70-60	El Paso, Texas (Don Haskins Center)
2011	March 12	4	Finals	vs	2	UCF	L, 73-85	El Paso, Texas (Don Haskins Center)
2012	March 8	3	Quarterfinals	vs	11	East Carolina	W, 67-51	Memphis , Tenn. (Elma Roane Fieldhouse)
2012	March 9	3	Semifinals	at	2	Memphis	W, 63-44	Memphis, Tenn. (FedEx Forum)
2012	March 10	3	Finals	vs	1	UTEP	L, 65-69	Memphis, Tenn. (FedEx Forum)
2013	March 14	3	Quarterfinals	at	6	Tulsa	L, 67-75	Tulsa, Okla. (Tulsa Civic Center)
2014	March 13	4	Quarterfinals	vs	13	FIU	L, 69-55	El Paso, Texas (Memorial Gym)

C-USA Tournament Breakdown

BY YEAR

Year	Seed	Rec.	Highest Round
1996	5	1-1	Semifinals
1997	2	3-0	Champions
1998	4	0-1	Quarterfinals
1999	3	3-0	Champions
2000	2	3-0	Champions
2001	2	3-0	Champions
2002	5	3-1	Runners-Up
2003	4	0-1	Quarterfinals
2004	12	0-1	First Round
2005	N/A	0-0	N/A
2006	6	1-1	Quarterfinals
2007	1	1-1	Semifinals
2008	11	0-1	First Round
2009	6	1-1	Quarterfinals
2010	1	3-0	Champions
2011	4	2-1	Runners-Up
2012	3	2-1	Runners-Up
2013	3	0-1	Quarterfinals
2014	4	0-1	Quarterfinals

BY ROUND

Round	Record
First Round	4-2
Quarterfinals	10-6
Semifinals	8-2
Finals	5-3
with bye	21-6
without bye	5-5

BY LOCATION

City	Record
Birmingham, Ala.	1-1
Chicago, Ill.	6-1
Dallas, Texas	1-1
El Paso, Texas	2-2
Fort Worth, Texas	0-1
Louisville, Ky.	3-1
Memphis, Tenn.	2-2
Milwaukee, Wisc.	3-0
New Orleans, La.	4-1
Orlando, Fla.	0-1
Tulsa, Okla.	4-2

BY OPPONENT

Opponent	Record
Charlotte	2-0
Cincinnati	3-2
DePaul	1-1
East Carolina	3-0
FIU	0-1
Houston	3-0
Marshall	0-1
Louisville	2-0
Marquette	2-1
Memphis	1-0
Rice	0-1
Saint Louis	1-0
SMU	0-1
Southern Miss	0-1
TCU	1-1
Tulsa	1-1
UAB	4-0
UTEP	0-1
UCF	2-1

BY SEED

Opponent Seed	Record
1 Seed	3-2
2 Seed	2-1
3 Seed	3-3
4 Seed	2-2
5 Seed	3-3
6 Seed	1-2
7 Seed	2-0
8 Seed	2-0
9 Seed	1-0
10 Seed	1-0
11 Seed	5-0
12 Seed	1-0
Higher Seed	7-10
Lower Seed	19-2

Other Tournaments

LAIAW STATE TOURNAMENT

1976	March 4	Louisiana-Monroe (1)	L, 54-65
1976	March 5	Nicholls State (1)	L, 44-49
1977	Feb. 22	at Louisiana Tech (2)	L, 52-99
1977	Feb. 23	vs Louisiana-Lafayette (2)	W, 59-55
1977	Feb. 24	vs Southern (2)	L, 50-96
1978	Feb. 23	vs Xavier (3)	L, 69-76
1978	Feb. 24	vs Louisiana-Lafayette (3)	L, 41-65
1979	Feb. 22	at Louisiana-Monroe (4)	L, 57-68
1979	Feb. 23	vs Northwestern State(4)	L, 61-66
1980	Feb. 21	vs McNeese State (2)	L, 52-75
1981	Feb. 26	vs Louisiana-Monroe (5)	W, 80-59
1981	Feb. 27	vs Southern (5)	L, 56-60

(1) New Orleans (2) Ruston, La. (3) Baton Rouge (4) Monroe, La. (5) Hammond, La.

SWAIAW REGIONAL TOURNAMENT

1979	March 7	vs Houston	L, 57-65

METRO CONFERENCE TOURNAMENT

1980	Dec. 17	vs Cincinnati (1)	W, 65-56
1980	Dec. 18	vs Memphis State (1)	L, 75-62
1980	Dec. 19	at Florida State (1)	W, 95-74
1981	Feb. 5	vs Florida State (2)	W, 70-60
1981	Feb. 6	vs Memphis (2)	L, 81-88
1981	Feb. 7	vs Cincinnati (2)	L, 73-90
1982	Feb. 25	vs Virginia Tech (3)	L, 52-62
1983	Mar. 6	vs Cincinnati (4)	L, 58-82
1984	Mar. 3	vs South Carolina (5)	L, 64-74
1985	Mar. 2	vs South Carolina (6)	L, 66-76
1990	Mar. 8	vs South Carolina (5)	L, 62-71
1991	Mar. 4	vs South Carolina (4)	L, 44-80
1992	Mar. 11	vs VCU (4)	L, 58-73
1993	Mar. 10	vs Charlotte (4)	L, 44-69
1994	Mar. 8	vs South Florida (7)	W, 76-70
1994	Mar. 9	vs Southern Miss (7)	L, 69-72
1995	Mar. 8	vs South Florida (4)	W, 67-62
1995	Mar. 9	at Louisville (4)	L, 65-70 (ot)

(1) Tallahassee, Fla. (2) New Orleans (fogelam Arena) (3) Memphis, Tenn. (4) Louisville, Ky. (5) Cincinnati, Ohio (6) Hattiesburg, Miss. (7) Biloxi, Miss.

Tulane/DoubleTree Classic

1996 Champion: Tulane • MVP: Barbara Farris (Tulane)
Dec 28 ..... First ..... Colorado State 77, Rhode Island 60
Dec 28 ..... First ..... Tulane 89, UNC Greensboro 46
Dec 29 ..... Consolation ..... UNC Greensboro 87, Rhode Island 63
Dec 29 ..... Championship ..... Tulane 105, Colorado State 72
All Tournament Team: Barbara Farris, Mary Ann Marino, Grace Daley (Tulane), Becky Hammon, Katie Cronin (CSU), Melinda Goodson (UNCG).

1997 Champion: Tulane • MVP: Grace Daley (Tulane)
Dec 27 ..... First ..... Holy Cross 89, Richmond 74
Dec 27 ..... First ..... Tulane 81, Appalachian State 41
Dec 28 ..... Consolation ..... Richmond 94 Appalachian State 68
Dec 28 ..... Championship ..... Tulane 78, Holy Cross 67
All Tournament Team: Grace Daley, Barbara Farris, Kristen Koch (Tulane), Amy O'Brien (Holy Cross), Natasha Lettsome (APSU), Jennifer Meade (Richmond)

1998 Champion: Tulane • MVP: Grace Daley (Tulane)
Dec 28 ..... First ..... Maine 92, Middle Tennesse State 78
Dec 28 ..... First ..... Tulane 92, Furman 56
Dec 29 ..... Consolation ..... Furman 83, Middle Tennessee State 66
Dec 29 ..... Championship ..... Tulane 85, Maine76
All Tournament Team: Grace Daley, Janell Burse (Tulane), Jamie Cassidy, Kristen McCormick (Maine), Jackie Smith (Furman), Cortney Neeley (Middle Tennessee State)

1999 Champion: Tulane • MVP: Janelle Burse (Tulane)
Dec 27 ..... First ..... West Virginia 89, Lehigh 73
Dec 27 ..... First ..... No. 24. Tulane 81, Providence 57
Dec 28 ..... Consolation ..... Providence 82, Lehigh 62
Dec 28 ..... Championship ..... No. 24 Tulane 104, West Virginia 75
All Tournament Team: Janell Burse, Fabrecia Roberson, Grace Daley (Tulane), Christin Annie (WVU) Monika Roberts (Providence) Anne Tierney (Lehigh)

2000 Champion: Tulane • MVP: Janelle Burse (Tulane)
Dec 27 ..... First ..... Hartford 69, Long Beach State 57
Dec 27 ..... First ..... Tulane 69, William & Mary 51
Dec 28 ..... Consolation ..... Long Beach State 73, William & Mary 61
Dec 28 ..... Championship ..... Tulane 75, Hartford 45
All Tournament Team: Janell Burse, Britt Themann and Teana McKiver (Tulane), Jackie Moore (LBSU), Jen Sobota (W&M), Janeka Lopp (Hartford)

2001 Champion: Tulane • MVP: Teana McKiver (Tulane)
Dec 28 ..... First ..... Virginia 73, Long Island 40
Dec 28 ..... First ..... No. 23 Tulane 76, Buffalo 29
Dec 29 ..... Consolation ..... Buffalo 62, Long Island 60
Dec 29 ..... Championship ..... No. 23 Tulane 74, Virginia 63
All Tournament Team: Teane McKiver, Gwen Slaughter, Delacey Joseph (Tulane), Telisha Quarles, Brandi Teamer (Virginia), Jessica Kochendorfer (UB)

2002 Champion: Tulane • MVP: Gwen Slaughter (Tulane)
Dec 28 ..... First ..... No. 19 Boston College 67, SMU 57
Dec 28 ..... First ..... Tulane 63, UNC Greensboro 43
Dec 29 ..... Consolation ..... SMU 62, UNC Greensboro 49
Dec 29 ..... Championship ..... Tulane 69, No. 19 Boston College 50
All Tournament Team: Gwen Slaughter, Delacey Joseph (Tulane), Brianne Stepherson, Jessalyn Deveney (BC), Andrea Cossey (SMU), Nicole Murray (UNCG)

2003 Champion: San Jose State • MVP: Cricket Williams (SJSU)
Dec 27 ..... First ..... San Jose State 71, Yale 53
Dec 27 ..... First ..... Marist 60,Tulane 46
Dec 28 ..... Consolation ..... Tulane 74, Yale 62
Dec 28 ..... Championship ..... San Jose State 59, Marist 49
All Tournament Team: Cricket Williams, Tatiana Taylor (SJSU), Steph Del Preore, Maureen Magarity (Marist) Kelly Nadeau (Tulane), Christina Phillips (Yale)

2004 Champion: Tulane • MVP: D'Aundra Henry (Tulane)
Dec 28 ..... First ..... Pepperdine 58, George State 41
Dec 28 ..... First ..... Tulane 79, Stephen F. Austin 72
Dec 29 ..... Consolation ..... Stephen F. Austin 61, Georgia State 56
Dec 29 ..... Championship ..... Tulane 62, Pepperdine 40
All Tournament Team: D'Aundra Henry, Lakethia Hampton (Tulane), Jennifer Lacy, Daphanie Kennedy (Pepperdine), April Clyburn (Georgia State), Jennifer Simpson (Stephen F. Austin)

2005 Champion: Dayton • MVP: Cara Wright (Dayton)
Dec 28 ..... First ..... Dayton 79, Toledo 77
Dec 28 ..... First ..... Samford 64, Tulane 54
Dec 29 ..... Consolation ..... Tulane 77, Toledo 67 (OT)
Dec 29 ..... Championship ..... Dayton 68, Samford 59
All Tournament Team: Cara Wright, Terri Ramsey (Dayton), Jennifer Sands (Tulane), Danielle Bishop (Toledo), Cora Beth Smith, Alex Munday (Samford)

2006 Champion: Tulane • MVP: Ashley Langford (Tulane)
Dec 28 ..... First ..... Texas-Arlington 66, Ole Miss 55
Dec 28 ..... First ..... Tulane 78, Fordham 44
Dec 29 ..... Consolation ..... Ole Miss 99, Fordham 43
Dec 29 ..... Championship ..... Tulane 68, Texas-Arlington 65
All Tournament Team: Ashley Langford, Jami Montagnino (Tulane), Terra Wallace, Maryann Abanobi (Texas-Arlington), Beth Troutt (Fordham) Arminite Price (Ole Miss)

2007 Champion: Virginia Tech • MVP: Brittany Cook (Virginia Tech)
Dec 20 ..... First ..... Robert Morris 82, Tulane 71
Dec 20 ..... First ..... Virginia Tech 84, Texas-San Antonio 59
Dec 21 ..... Consolation ..... Tulane 76, Texas-San Antonio 42
Dec 21 ..... Championship ..... Virginia Tech 76, Robert Morris 67
All Tournament Team: Andrea Barbour, Brittany Cook (VT), Chinata Nesbit, Sade Logan (RMU), Ashley Langford (Tulane), Whitney York (UTSA)

2008 Champion: Tulane • MVP: Brett Benzio (Tulane)
Dec 20 ..... First ..... Tulane 70, Alabama State 48
Dec 20 ..... First ..... Providence 67, Southeast Missouri State 59
Dec 21 ..... Consolation ..... Alabama St. 60, Southeast Missouri St. 53
Dec 21 ..... Championship ..... Tulane 68, Providence 46
All Tournament Team: Sonya Daugherty (SEMO), Erica Lumpkin (ASU), Shantee Darrian (PC), Ashley Langford (Tulane), Megan Valicevic (Tulane), Brett Benzio (Tulane)

2009 Champion: Tulane • MVP: Danielle Nunn (Tulane)
Dec. 28 ..... First ..... Tulane 82, Long Island 59
Dec. 28 ..... First ..... Texas Tech 81, North Dakota 61
Dec. 29 ..... Consolation ..... Long Island 83, North Dakota 62
Dec. 29 ..... Championship ..... Tulane 67, Texas Tech 49
All-Tournament Team: Tiffany Aidoo, Danielle Nunn (Tulane), Keirra Mallard, Ashlee Roberson (TTU), Ashley Palmer (LIU), Whitney Ledger (UND)

2010 Champion: Tulane • MVP: Tiffany Aidoo (Tulane)
Dec. 29 ..... First ..... Tulane 84, Nicholls State 65
Dec. 29 ..... First ..... Old Dominion 81, Charlotte 75
Dec. 30 ..... Consolation ..... Charlotte 80, Nicholls State 45
Dec. 30 ..... Championship ..... Tulane 62, Old Dominion 59
All-Tournament Team: Tiffany Aidoo, Danielle Nunn (Tulane), Sumar Leslie (Nicholls State), Epiphany Woodson (Charlotte), Tia Lewis, Jasmine Parker (Old Dominion

2011 Champion: Tulane • MVP: Olivia Grayson (Tulane)
Dec. 28 ..... First ..... Tulane 57, College of Charleston 42
Dec. 28 ..... First ..... Hampton 77, Central Michigan 51
Dec. 29 ..... Consolation .... Central Michigan 72, Col. of Charleston 51 (ot)
Dec. 29 ..... Championship ..... Tulane 66, Hampton 53
All-Tournament Team: Brett Benzio (Tulane), Olivia Grayson (Tulane), Jessica Green (Central Michigan), Latisha Harris (College of Charleston), Jericka Jenkins (Hampton), Ariel Phelps (Hampton)

2012 Champion: Tulane • MVP: Whitney Bibbins (Tulane)
Dec. 29 ..... First ..... Tulane 71, Eastern Michigan 65
Dec. 29 ..... First ..... McNeese State 80, Ole Miss 75
Dec. 30 ..... Consolation ..... Ole Miss 61, Eastern Michigan 58
Dec. 30 ..... Championship ..... Tulane 69, McNeese State 63
All-Tournament Team: Whitney Bibbins (Tulane), Olivia Grayson (Tulane), Ashlyn Baggett (McNeese State), Caitlyn Baggett (McNeese State), India Hairston (Eastern Michigan), Valencia McFarland (Ole Miss)

2013 Champion: Tulane • MVP: Jamie Kaplan (Tulane)
Dec. 28 ..... First ..... Tulane 85, Northeastern 49
Dec. 28 ..... First ..... Indiana State 70, Northwestern 49
Dec. 29 ..... Consolation ..... Northwestern 73, Northeastern 46
Dec. 29 ..... Championship ..... Tulane 51, Indiana State 45
All-Tournament Team: Jamie Kaplan (Tulane), Tiffany Dale (Tulane), Tierra Jones (Tulane), Bilqis Abdul-Qaadir (Indiana St), Anna Munn (Indiana St), Maggie Lyon (Northwestern)

2014 • MVP: Adrienne Motley (Miami)
Dec. 18 ..... Miami 74, UCLA 67
Dec. 18 ..... Tulane 58, Samford 56
Dec. 19 ..... UCLA 71, Samford 52
Dec. 19 ..... Tulane 70, Miami 65
All-Tournament Team: Hannah Nichols (Samford), Nirra Fields (UCLA), Janassy Williams (Miami), Danielle Blagg (Tulane), Kolby Morgan (Tulane)

STACEY GAUDET

Women's Sports Federation • First Team • 1987

Stacey Gaudet became Tulane's first All-American in 1987, named by the Women's Sports Federation. As a senior, Gaudet averaged a school-record 21.8 points, 8.0 rebounds and 3.8 assists per game. She held or tied for the team lead in scoring in 25 of 28 games during the 1986-87 season, and was named New Orleans MVP by the Sugar Bowl Committee.

Her 609 points as a senior came without the luxury of a 3-point basket (the 3-pointer did not come into play until the 1987-88 season), and she was named Women's Sports Federation National Player of the Week on Jan. 18 after scoring 81 points in three games.

Gaudet finished her career as just the sixth female player from the state of Louisiana to score 2,000 or more points, and ranked in the Top 20 nationally in free throw percentage all four years of her career.

She was the first female student-athlete in Tulane history to have her number retired, and was inducted into the Tulane Hall of Fame and the Louisiana American Italian Sports Hall of



GAUDET'S ALL-AMERICAN STATISTICS

	FG	FGA	FG%	3FG	3FGA	3%	FT	FTA	FT%	OR	DR	Reb.	A	B	S	Pts.
1986-87	232	496	.468	---	---	---	145	201	.721	---	---	215	100	0	50	609

BARBARA FARRIS

WBCA/Kodak • Honorable Mention • 1997

Ten years after Stacey Gaudet became the first All-American in Tulane history, Barbara Farris earned honorable mention recognition on the WBCA/Kodak squad after leading the Green Wave to a 27-5 record, the C-USA regular-season and tournament titles, and a third consecutive trip to the NCAA Tournament.

A first-team All C-USA selection, Farris finished second in the conference and ranked eighth in the NCAA with a .623 field goal percentage, and paced the squad with 13.7 points and 7.7 rebounds per game.

Farris finished with double-digit scoring totals in 21 games as a junior, and tallied five double-doubles. She was named Conference USA Player of the Week on Jan. 13, earned MVP honors of the Tulane/Doubletree Classic and claimed a spot on the Conference USA All-Tournament Team after helping the Green Wave claim the tournament championship.

FARRIS' ALL-AMERICAN STATISTICS

	FG	FGA	FG%	3FG	3FGA	3%	FT	FTA	FT%	OR	DR	Reb.	A	B	S	Pts.
1996-97	170	273	.623	0	0	.000	97	161	.602	85	161	246	40	14	48	437

GRACE DALEY

Associated Press • Third Team • 2000
Associated Press • Honorable Mention • 1999
WB News Service • Honorable Mention • 2000
WBCA/Kodak • Honorable Mention • 1998-2000

The most decorated student-athlete in the history of Tulane women's basketball, Grace Daley was a three-time All-American during her Green Wave career. She earned honorable mention recognition on the WBCA/Kodak squad in each of her final three years, was named to the Associated Press honorable mention team as a junior, and claimed third-team AP All-America honors as a senior.

During her three All-American campaigns, Daley never scored fewer than 550 points, pulled down at least 100 rebounds and dished out at least 70 assists each year. In the three-year span, she averaged 20.8 points, 5.3 rebounds and 3.3 assists per game, and shot an astonishing .503 from the field (604-of-1200).

A three-time first-team All-Conference-USA selection, Daley helped lead the Green Wave to a combined 72-18 record from 1997-98 to 1999-2000, as Tulane advanced to play in the NCAA Tournament each year and won the C-USA Tournament her junior and senior campaigns.

Daley graduated as the school's career leader in points and free throws made. Following her senior season, Daley was drafted fifth overall in the 2000 WNBA Draft by the Minnesota Lynx, and was just the second college player selected.



DALEY'S ALL-AMERICAN STATISTICS

	FG	FGA	FG%	3FG	3FGA	3%	FT	FTA	FT%	OR	DR	Reb.	A	B	S	Pts.
1997-98	193	376	.513	56	152	.368	121	162	.747	57	65	122	74	2	81	563
1998-99	184	359	.513	40	123	.325	164	201	.816	66	90	156	96	6	58	572
1999-00	227	465	.488	53	165	.321	185	239	.774	77	112	189	124	8	75	692

JANELL BURSE

WBCA/Kodak • Honorable Mention • 2001
Women's Basketball Journal • Fourth Team • 2000
WB News Service • Honorable Mention • 2001
Associated Press • Honorable Mention • 2000

A three-time C-USA Defensive Player of the Year and the Sixth Player of the Year in 1999, post player Janell Burse was a three-time All-American during her career, earning the distinction from the Women's Basketball Journal and Associated Press as a junior, and claiming the honor from the Women's Basketball News Service and the WBCA as a senior.

During her two All-America campaigns, Burse averaged a double-double with 18.9 points and 10.3 rebounds per game. She also posted 146 blocks her final two seasons, and holds the school record for career blocks with 248.

Following her senior season, Burse was drafted by the WNBA's Minnesota Lynx in 2001 and won a WNBA title with the Seattle Storm in 2005.

BURSE'S ALL-AMERICAN STATISTICS

	FG	FGA	FG%	3FG	3FGA	3%	FT	FTA	FT%	OR	DR	Reb.	A	B	S	Pts.
1999-00	233	392	.594	0	0	.000	139	228	.610	145	170	315	26	80	46	605
2000-01	233	391	.596	1	1	1.000	136	252	.540	152	190	342	30	66	46	603

TEANA MCKIVER

WBCA/Kodak • Honorable Mention • 2003
Basketball Times • Second Team • 2002
WomensCollegeHoops.com • Honorable Mention • 2003
WomensCollegeHoops.com • Honorable Mention • 2002

A transfer from East Carolina, Teana McKiver made her presence felt during her three seasons with the Green Wave as she earned All-America honors as a junior and senior.

McKiver earned outright All-America recognition from Basketball Times in 2002 and from the WBCA in 2003, and was named to the WomensCollegeHoops.com Underrated All-America squad both seasons.

During her All-America campaigns, McKiver was anything but "underrated" as she led the Green Wave in scoring and blocked shots both seasons while ranking second in rebounding. In those two years, she averaged 14.8 points, 7.3 rebounds and 2.5 blocked shots per game.

McKiver's 80 blocks in 2003 are tied for the Tulane single-season record, and despite playing just three years for the Green Wave, she ranks third in career blocks with 217.

MCKIVER'S ALL-AMERICAN STATISTICS

	FG	FGA	FG%	3FG	3FGA	3%	FT	FTA	FT%	OR	DR	Reb.	A	B	S	Pts.
2001-02	235	377	.623	0	0	.000	104	189	.559	116	144	260	25	79	31	574
2002-03	149	262	.569	2	2	1.000	72	121	.595	67	139	206	52	80	35	372

ASHLEY LANGFORD

Women's Basketball News Service • Freshman All-America • 2006

With D'Aundra Henry taking a medical redshirt, freshman Ashley Langford was forced to be the starting -- and sometimes the only active -- point guard. The native of Harrisburg, Pa., responded by shattering two Tulane assist marks en route to freshman All-America honors.

Langford, who was named to the C-USA All-Freshman team, averaged 6.58 assists per game, which led all freshmen nationally, was fifth among all players, and led C-USA. She dished out 171 assists (topping the then Tulane single-season record of 139) and broke Tulane's and tied C-USA's single game mark with 14. She recorded five double-digit assist games and led Tulane in steals (48) and minutes (38.4). She averaged 9.0 points and 3.5 rebounds per game.

LANGFORD'S ALL-AMERICAN STATISTICS

	FG	FGA	FG%	3FG	3FGA	3%	FT	FTA	FT%	OR	DR	Reb.	A	B	S	Pts.
2005-06	69	226	.305	10-46	46	.217	85	98	.867	20	70	90	171	1	48	233

JAMIE KAPLAN

Associated Press • Honorable Mention • 2013

Kaplan heads into her final year at Tulane as the single season assists leader after breaking Ashley Langford's mark (206 assists) with 209 assists. Her assist total ranked second in Conference-USA and seventh in the NCAA, while her assist-to-turnover ratio was 57th in the country.

The lone player on the team to start all 31 games in 2013-14, Kaplan also led the team with 361 points scored, 100 free throws made, 1,017 minutes played and 32.8 minutes per game while ranking second on the squad with 120 field goals made and 37 steals. She also finished third on the team in points per game (11.6) and 3-point baskets (21) while ranking fifth in both field goal percentage (.392) and three-point field goal percentage (.263).

In her career, Kaplan currently ranks second in school history in assists per game (4.4), third in assists (432), 16th in minutes per game (25.5), 17th in 3-point baskets (60) and 3-point attempts (222), 19th in free throw percentage (.719), 21st in 3-point percentage (.270) and 23rd in minutes played (2499).

Kaplan's next career milestone will see the senior trying to join the 25-member Tulane 1,000-point club as the Sebastian, Florida, native possesses 729 total points.

KAPLAN'S ALL-AMERICAN STATISTICS

	FG	FGA	FG%	3FG	3FGA	3%	FT	FTA	FT%	OR	DR	Reb.	A	B	S	Pts.
2013-14	120	306	.392	21	80	.263	100	146	.685	15	75	90	209	1	37	361

Tulane In The WNBA

-- Jannel Burse --

Drafted in the second-round of the 2001 Draft by the Minnesota Lynx, Jannel Burse played eight seasons in the WNBA and finished with career averages of 6.8 points and 4.1 rebounds per contest. Her best season came in 2006 with the Seattle Storm when she averaged 11.1 points and 6.6 rebounds per game. Burse scored a career-high 27 points against Charlotte on July 29, 2005, and pulled down a career-best 19 rebounds vs. Phoenix on May 23, 2007. Burse helped lead her team to the playoffs five times, including a WNBA title with the Storm in 2004.

Year	Team	GP	FG-Att	3-Att	FT-Att	OR-DR	Ast	Stl	Blk	Pts
2001	Minnesota	20	16-48	0-1	15-20	23-19	5	2	15	47
2002	Minnesota	31	31-83	0-1	21-36	29-31	7	7	13	83
2003	Minnesota	29	76-155	0-2	54-70	40-68	19	13	28	206
2004	Seattle	29	51-119	0-0	39-67	51-45	19	23	36	141
2005	Seattle	34	127-243	0-0	86-123	81-118	23	19	40	340
2006	Seattle	27	113-221	1-1	73-109	63-115	22	17	25	300
2007	Seattle	29	93-209	0-1	70-101	67-87	22	13	28	256
2009	Seattle	34	74-145	0-0	59-80	31-76	10	21	31	207
TOTALS		233	581-1223	1-6	417-606	385-559	127	115	216	1580

-- Grace Daley --

The highest-drafted player in Tulane women's basketball history, Grace Daley was selected by the Minnesota Lynx with the third overall pick in the 2000 WNBA Draft. She spent four seasons in the league – one each with the Lynx, New York Liberty, Houston Comets and Phoenix Mercury – and finished with career averages of 3.7 points and 1.5 rebounds per game. Her best season came as a rookie in Minnesota in 2000 when she scored 173 points, pulled down 72 rebounds and handed out 57 assists.

Year	Team	GP	FG-Att	3-Att	FT-Att	OR-DR	Ast	Stl	Blk	Pts
2000	Minnesota	30	57-147	17-56	42-65	32-40	57	12	0	173
2001	New York	15	10-21	0-5	5-9	3-5	10	8	1	25
2002	Houston	23	16-37	2-8	29-47	13-10	16	3	1	63
2003	Phoenix	3	1-5	0-2	0-0	1-1	3	0	1	2
TOTALS		71	84-210	19-71	76-121	49-56	86	23	3	263

-- Barbara Farris --

A second-round pick of the Detroit Shock in the 2000 Draft, Barbara Farris played 10 WNBA seasons where she averaged 3.9 points and 3.0 rebounds per game. She helped her teams advance to the playoffs five times, including a WNBA Championship with Detroit in 2003. After playing her first six pro seasons with the Shock, Farris played with the New York Liberty from 2006-07 and with the Phoenix Mercury in 2008 before returning to Detroit in 2009. Her best season came in New York in 2006 when she averaged 7.7 points, 5.2 rebounds and 1.5 assists per game

Year	Team	GP	FG-Att	3-Att	FT-Att	OR-DR	Ast	Stl	Blk	Pts
2000	Detroit	14	15-30	0-1	15-27	16-16	2	6	1	45
2001	Detroit	31	46-98	0-0	37-58	41-68	16	7	5	129
2002	Detroit	32	49-117	0-1	45-61	29-65	16	12	9	143
2003	Detroit	34	43-99	0-0	41-63	29-53	23	10	4	127
2004	Detroit	26	41-80	0-0	36-54	28-33	7	8	2	118
2005	Detroit	34	25-73	0-0	33-54	31-53	19	8	1	83
2006	New York	34	95-221	0-3	71-98	56-122	51	21	5	261
2007	New York	28	20-58	0-0	13-16	16-27	13	6	1	53
2008	Phoenix	34	44-93	0-0	30-43	38-92	8	20	4	118
2009	Detroit	13	2-9	0-0	13-16	3-15	5	5	0	17
TOTAL		280	380-878	0-5	334-490	287-544	160	103	32	1094

-- Teana McKiver --

A free-agent signee in 2003, Teana McKiver spent one season with the Charlotte Sting where she averaged 3.4 points and 2.9 rebounds per game and helped lead the squad to the playoffs. McKiver posted season highs of 15 points at Detroit on May 31 and nine rebounds vs Connecticut on June 28.

Year	Team	GP	FG-Att	3-Att	FT-Att	OR-DR	Ast	Stl	Blk	Pts
2003	Charlotte	31	41-78	0-1	23-31	37-54	6	14	24	105

-- Gwen Slaughter --

Gwen Slaughter signed as a free agent with the Minnesota Lynx for the 2004 season and played in three games in her lone year in the WNBA. Slaughter scored her lone points on a pair of free throws and added a blocked shot at Seattle on May 20. Her lone pro rebound came at Sacramento on May 22.

Year	Team	GP	FG-Att	3-Att	FT-Att	OR-DR	Ast	Stl	Blk	Pts
2004	Minnesota	3	0-1	0-0	2-2	0-1	0	0	1	2

All-Conference Honors

All-American Athletic Conference

2014-15	Danielle Blagg, G	3rd Team
	Kolby Morgan	3rd Team

American All-Freshmen Team

2014-15	Kolby Morgan	G

American Freshman of the Week

2014-15	Kolby Morgan, G	11/17
	Kolby Morgan, G	11/24
	Kolby Morgan, G	12/8
	Kolby Morgan, G	1/19

American Weekly Honor Roll

2014-15	Kolby Morgan, G	12/1
	Leslie Vorpahl, G	12/8
	Danielle Blagg, G	12/22
	Leslie Vorpahl, G	12/29
	Kolby Morgan, G	1/12
	Danielle Blagg, G	1/19
	Chinwe Duru, C	2/9
	Kolby Morgan, G	2/9
	Danielle Blagg, G	2/23

American Scholar Athlete of the Year

2014-15	Jamie Kaplan	G

All-Conference USA

1995-96	Barbara Farris, C	2nd Team
1996-97	Barbara Farris, C	1st Team
	Mary Lowry, G	2nd Team
1997-98	Grace Daley, G	1st Team
	Barbara Farris, C	2nd Team
1998-99	Grace Daley, G	1st Team
	Janell Burse, C	3rd Team
1999-2000	Janell Burse, C	1st Team
	Grace Daley, G	1st Team
2000-01	Janell Burse, C	1st Team
	Sarah Goree, G	3rd Team
	Gwen Slaughter, F	3rd Team
2001-02	Teana McKiver, C	2nd Team
2002-03	Teana McKiver, C	2nd Team
	Gwen Slaughter, F	2nd Team
2004-05	Lakethia Hampton, F	3rd Team
2005-06	Jennifer Sands, F	3rd Team
2006-07	Jami Montagnino, G	1st Team
	D'Aundra Henry, G	3rd Team
2007-08	Ashley Langford, G	3rd Team
2008-09	Ashley Langford, G	3rd Team
2009-10	Chassity Brown, G	2nd Team
	Danielle Nunn, F	3rd Team
2010-11	Danielle Nunn, F	2nd Team
	Tiffany Aidoo, G/F	3rd Team
2011-12	Olivia Grayson, G	1st Team
	Brett Benzio, C	2nd Team
2012-13	**Danielle Blagg, G**	**2nd Team**
	Olivia Grayson, G	2nd Team
2013-14	**Danielle Blagg, G**	**2nd Team**
	Jamie Kaplan, G	**2nd Team**

C-USA All-Freshman Team

1996-97	Kelly Scanlon	G
	Grace Daley	G
1998-99	Sarah Goree	G
2005-06	Ashley Langford	G
2008-09	Brett Benzio	C
2009-10	Olivia Grayson	G
2011-12	**Danielle Blagg**	**G**
2013-14	**Leslie Vorpahl**	**G**

C-USA All-Defensive Team

2006-07	D'Aundra Henry	G
2009-10	Chassity Brown	G
2010-11	Roshaunda Barnes	G
2011-12	Brett Benzio	C

C-USA Tournament MVP

1997	Mary Lowry	G
1999	Grace Daley	G
2000	Janell Burse	C
2010	Danielle Nunn	F

C-USA All-Tournament Team

1997	Barbara Farris	C
	Mary Lowry	G
	Mary Ann Marino	F
1999	Janelle Burse	C
	Grace Daley	G
2000	Janell Burse	C
	Grace Daley	G
2001	Janell Burse	C
2002	Sarah Goree	G
2006	Jami Montagnino	G
2010	Tiffany Aidoo	G
	Chassity Brown	G
	Danielle Nunn	F
2011	Roshaunda Barnes	G
	Danielle Nunn	F
2012	**Danielle Blagg**	**G**
	Olivia Grayson	G

C-USA Player of the Week

1995-96	Barbara Farris	1/2
1996-97	Barbara Farris	1/13
	Grace Daley	2/17
1997-98	Grace Daley	2/9
1998-99	Grace Daley	12/14
	Janell Burse	1/25
1999-2000	Grace Daley	12/13
	Grace Daley	12/20
	Janell Burse	1/3
	Janell Burse	2/21
2000-01	Janell Burse	1/8
	Sarah Goree	1/22
2001-02	Delacey Joseph	12/10
	Teana McKiver	2/25
2002-03	Gwen Slaughter	12/16
	Gwen Slaughter	2/3
2004-05	Lakethia Hampton	1/3
2006-07	Jami Montagnino	1/15
2009-10	Roshaunda Barnes	2/22
2010-11	Tiffany Aidoo	1/3
	Tiffany Aidoo	1/10
2011-12	Olivia Grayson	11/21
	Olivia Grayson	1/3
	Brett Benzio	3/2
2012-13	Whitney Bibbins	12/10
	Danielle Blagg	**3/14**

C-USA Rookie/Freshman Of The Week

2008-09	Brett Benzio	1/5
	Indira Kaljo	2/9
2009-10	Olivia Grayson	2/22
2010-11	Whitney Bibbins	11/22
2011-12	**Danielle Blagg**	**11/21**
	Adesuwa Ebomwonyi	**11/28**
	Jamie Kaplan	**12/12**
	Tiffany Dale	**12/23**
	Danielle Blagg	**1/3**
	Danielle Blagg	**1/9**
	Danielle Blagg	**1/23**
2013-14	**Leslie Vorpahl**	**11/25**
	Leslie Vorpahl	**1/13**

All-Metro Conference

1991-92	Keisha Johnson, F	2nd Team
1989-90	Carmen Jones, G	1st Team
1992-93	Keisha Johnson, F	1st Team
1993-94	Keisha Johnson, F	1st Team
1994-95	Barbara Farris, G	1st Team
	Christy Thomaskutty, G	2nd Team

Metro Conference All-Rookie Team

1990-91	Keisha Johnson	F
1991-92	Roma Coleman	G
1992-93	Christy Thomaskutty	G
	Mary Ann Marino	F
1994-95	Barbara Farris	C

Metro Conference All-Tournament Team

1980	Terry Johnson	F
1981	Patricia "O.J" Toujouse	F
1990	Carmen Jones	G
1994	Christy Thomaskutty	G
1995	Barbara Farris	C

Metro Conference Player of the Week

1989-90	Carmen Jones	12/3
	Carmen Jones	1/3
1990-91	Keisha Johnson	2/19
1992-93	Keisha Johnson	1/12
	Mary Ann Marino	2/16
1993-94	Mary Ann Marino	12/7
	Keisha Johnson	1/18
1994-95	Barbara Farris	1/24

Year-By-Year Results

1975-76
Overall: 4-9
Head Coach: Karen Womack

J23	at	Louisiana-Lafayette (1)	L, 44-56
J23		Louisiana-Monroe (1)	L, 39-59
J30		Dillard	W, 57-45
F2	at	Southeastern Louisiana	L, 30-111
F6		Northwestern State (2)	L, 64-101
F6		Louisiana-Monroe (2)	L, 30-71
F10		LSU	L, 39-84
F12	at	Dillard	W, 48-44
F17	at	New Orleans	L, 37-49
F21		Spring Hill	W, 54-15
F25		New Orleans	W, 56-44
M4		Louisiana-Monroe (3)	L, 54-65
M5		Nicholls State (3)	L, 44-49

(1) Southwestern Louisiana Tournament, Lafayette, La.
(2) LSU Tournment, Baton Rouge, La.
(3) LAIAW State Tournament, at Tulane

1976-77
Overall: 7-13
Head Coach: Karen Womack

D6	at	William Carey	L, 53-71
D10		Georgia State	L, 54-65
D11		McNeese State	L, 50-58
J18	at	New Orleans	L, 61-64
J21		Louisiana-Lafayette	W, 74-69
J22		West Florida	W, 71-43
J26		Southern Miss	W, 68-67
J29		Spring Hill	W, 82-19
J31	at	LSU	L, 42-74
F2		New Orleans	W, 64-61
F4	at	Louisiana-Lafayette	W, 60-49
F5	at	McNeese State	L, 48-79
F8	at	Dillard	L, 45-60
F11		Belhaven College	L, 61-72
F14		Dillard	L, 47-55
F16	at	Nicholls State	L, 68-73
F19	at	Southern Miss	L, 45-55
F22		Louisiana Tech (1)	L, 52-99
F23		Louisiana-Lafayette (1)	W, 59-55
F24		Southern (1)	L, 50-96

(1) LAIAW State Tournament, Ruston, La.

1977-78
Overall: 12-10
Head Coach: Karen Womack

N29	at	William Carey	L, 60-61
D3		Louisiana-Monroe	W, 71-66
D5	at	Nicholls State	L, 75-90
D7	at	Dillard	L*
J13	at	South Alabama	W, 64-33
J14	at	West Florida	W, 68-43
J17		William Carey	W, 63-61
J19		New Orleans	W, 66-33
J21	at	Louisiana-Lafayette	W, 59-44
J24		Nicholls State	W, 67-50
J28	at	Spring Hill	W, 66-35
F2		Xavier (N.O.)	W, 64-63
F4		Belhaven College	L, 48-56
F9	at	Shorter College	L*
F10	at	Georgia State	L, 41-65
F11	at	Georgia Tech	L, 58-63
F14	at	New Orleans	W, 53-45
F17		Louisiana-Lafayette	W, 74-52
F18		Spring Hill	W, 57-16
F20		Dillard	L, 46-55
F23	vs	Xavier (N.O.) (1)	L, 69-76 (ot)
F24	vs	Louisiana-Lafayette (1)	L, 41-65

**scores not available*
(1) LAIAW State Tournament, Baton Rouge, La.

1978-79
Overall: 14-9
Head Coach: Karen Womack

N24		Northwestern State	W, 66-59
N28	at	New Orleans	W, 65-63
N30		William Carey	W, 79-73
D2		Louisiana-Monroe	L, 59-76
D8		Georgia State	W, 62-56
D9		Florida State	W, 78-67
J8		Mary Crest	W, 86-56
J10	at	Xavier (N.O.)	L, 67-80
J13	at	Louisiana-Lafayette	L, 62-77
J24		Xavier (N.O.)	W, 75-54
J26		Nicholls State	W, 65-63
J30	at	William Carey	L, 59-65
F2		Louisiana-Lafayette	W, 52-33
F3		South Alabama	W, 73-62
F6	at	Nicholls State	W, 65-63
F9	at	Spring Hill	W, 79-43
F10	at	South Alabama	L, 55-58
F13		New Orleans	L, 62-64
F16		Spring Hill	W, 69-50
F17		Belhaven College	W, 75-63
F22	at	Louisiana-Monroe (1)	L, 57-68
F23	vs	Northwestern State (1)	L, 61-66
M7	vs	Houston (2)	L, 57-65

(1) LAIAW State Tournament, Monroe, La.
(2) SWAIAW Regional Tournament

1979-80
Overall: 16-11
Head Coach: Karen Womack

N20		William Carey	W, 75-70
N27	at	LSU	L, 56-86
N30		Nicholls State	W, 73-61
D1	at	South Alabama	L, 63-75
D4		Northwestern State	W, 63-60
D6		North Texas	W, 84-44
D17	vs	Cincinnati (1)	W, 65-56
D18	vs	Memphis (1)	L, 62-75
D19	at	Florida State (1)	W, 95-74
D23		Houston	W, 60-58
D30		New Orleans	W, 93-71
J10	at	Northwestern State	L, 58-70
J11		Arkansas	L, 65-66
J15	at	Xavier (N.O.)	W, 55-50
J16		South Alabama	L, 65-70
J19		Louisville	L, 61-72
J21	at	William Carey	L, 76-77
J25	at	TCU	W, 89-69
J26	at	SMU	W, 72-62
J28	at	Nicholls State	L, 67-73
J29		UAB	L, 69-72
F5		Xavier (N.O.)	W, 53-47
F9		Spring Hill	W, 60-50
F12	at	New Orleans	W, 88-68
F15		UTEP	W, 86-61
F16		Florida State	W, 75-65
F21	vs	McNeese State (2)	L, 52-75

(1) Metro Conference Tourn., Louisville, Ky.
(2) LAIAW State Tournament, Ruston, La.

1980-81
Overall: 12-16
Head Coach: Avie Bridges

N24		Texas Women's	L, 69-80
N26		Nicholls State	W, 96-53
N29	at	Louisiana-Lafayette	L, 74-91
D2	at	Rice	W, 73-53
D5	at	Southern Miss	L, 65-81
D6		Spring Hill	W, 69-54
J6		SMU	W, 78-48
J8		Southern Miss	L, 59-64
J10	at	Georgia Tech	L, 58-72
J12		North Texas	W, 84-68
J14		Texas A&M	L, 79-81
J17		New Orleans	L, 75-96
J20	at	Nicholls State	W, 77-66
J23		Louisiana-Lafayette	W, 82-53
J24	at	Southeastern Louisiana	L, 67-70
J26		LSU	L, 79-92
J29	at	Xavier (N.O.)	L, 59-62
J31		McNeese State	L, 72-75
F5		Florida State (1)*	W, 70-60
F6		Memphis (1)*	L, 81-88
F7		Cincinnati (1)*	L, 73-90
F10		Xavier (N.O.)	L, 64-72
F13		Belhaven College	W, 89-76
F16	at	Spring Hill	W, 69-59
F18		Southeastern Louisiana	W, 87-83
F22	at	New Orleans	L, 99-109
F26	vs	Louisiana-Monroe (2)	W, 80-59
F27	vs	Southern (2)	L, 56-60

**denotes Metro Conference game*
(1) Metro Conference Tournament, at Tulane
(2) LAIAW Championship, Hammond, La.

1981-82
Overall: 12-15
Head Coach: Julia Yeater

N20		Louisiana-Lafayette	W, 84-83
N24		Grambling State	L, 66-80
N30	at	Southern Miss	L, 66-84
D2		Xavier (N.O.)	L, 60-63
D5	at	LSU	L, 52-87
D7	at	William Carey	L, 72-83
D10		Brigham Young	W, 69-61
D12	at	Louisiana Tech	L, 50-103
D15		Penn State	L, 72-77
J6		Northwest Missouri St.	W, 70-68
J8		Southeastern Louisiana	W, 60-56
J11		Nicholls State	W, 69-63
J16	at	Memphis	L, 63-78
J20		Southern Miss	W, 75-57
J23		New Orleans	W, 81-80
J25		Florida	W, 54-52
J27	at	Nicholls State	W, 55-49
J29	vs	Virginia Tech (1)	W, 72-64
J30	at	Cincinnati	L, 59-81
F3	at	Southeastern Louisiana	L, 58-63
F6	at	New Orleans	L, 65-89
F8		Florida State	L, 70-89
F9	at	Xavier (N.O.)	L, 49-71
F12		Louisiana-Lafayette	W, 75-67
F18		Spring Hill	L, 55-59
F22		William Carey	W, 71-65
F25	vs	Virginia Tech (2)	L, 52-62

(1) Cincinnati, Ohio
(2) Metro Conference Tournament, Memphis, Tenn.

1982-83
Overall: 8-20
Head Coach: Julia Yeater

N20		Texas A&M	W, 80-73
N23		Spring Hill	W, 79-67
N27	at	LSU	L, 60-88
N30	at	Southern Miss	L, 70-86
D3		McNeese State	L, 75-87
D9	vs	Northwestern State (1)	L, 53-73
D10	vs	Alabama (1)	L, 58-66
D11	vs	Illinois State (1)	L, 54-89
J6	at	Memphis	L, 62-87
J8		South Alabama	W, 82-72
J12	at	Florida	L, 61-83
J13	at	Tampa	W, 77-60
J15	at	Florida State	L, 56-81
J18		Southern Miss	L, 66-71
J22		New Orleans	L, 69-86
J25		Mississippi College	W, 84-81
J28	at	Grambling	L, 62-76
J29	at	Mississippi College	L, 65-72
F1	at	New Orleans	L, 74-91
F5		Florida State	L, 66-91
F10		Nicholls State	W, 77-53
F12	at	South Alabama	L, 73-98
F18	at	McNeese State	L, 70-86
F20	at	Stephen F. Austin	L, 58-74
F22		Memphis	L, 68-90
F24		Southern	W, 76-67
M2	at	Nicholls State	W, 68-53
M6	vs	Cincinnati (2)	L, 58-82

(1) Ruston, La.
(2) Metro Conference Tourn., Louisville, Ky.

1983-84
Overall: 8-20 • Metro: 3-7
Head Coach: Julia Yeater

N26		Lamar	L, 74-80
N30	at	Spring Hill	L, 69-76
D3		Southeastern La.	W, 86-78 (ot)
D6	vs	Mercer (1)	L, 67-79
D7	at	Spring Hill (1)	W, 70-63
D10		LSU	L, 57-106
D31	vs	Immaculata (2)	W, 86-67
J1	vs	Colby College (2)	W, 66-63
J7	at	Louisville	L, 65-85
J9	at	Cincinnati	L, 58-85
J13		Nicholls State	W, 83-63
J17	at	Southeastern Louisiana	L, 73-89
J21		New Orleans	L, 72-97
J23		South Carolina	L, 74-79
J26	at	South Alabama	L, 68-80
J28		Florida State	W, 77-71
F1	at	Southern Miss	L, 69-89
F4		South Alabama	L, 73-92
F6		Memphis	L, 57-64
F10		Stephen F. Austin	L, 75-86
F14	at	Nicholls State	L, 68-75
F16	at	Memphis	L, 64-79
F18	at	New Orleans	L, 69-86
F20	at	Florida State	L, 79-86
F22		Southern Miss	W, 83-81
F25		Virginia Tech	W, 64-59
F29	at	Southern	L, 55-72
M3	vs	South Carolina (3)	L, 64-74

(1) Jaguar Gym, Mobile, Ala.
(2) Rollins College, Winter Park, Fla.
(3) Metro Tournament, Cincinnati, Ohio

1984-85
Overall: 6-22 • Metro: 1-9
Head Coach: Julia Yeater

N24		Lamar	L, 63-69
N27	at	LSU	L, 52-99
N30	at	UAB	L, 82-85
D3		Spring Hill	W, 63-52
D7	at	Lamar	L, 59-63
D8	at	Rice	L, 58-65
D28		Southern	L, 55-73
D29		Rice	W, 52-47
J3		Louisville	L, 65-84
J5		Cincinnati	L, 67-80 (ot)
J10	at	Virginia Tech	L, 64-104
J12	at	South Carolina	L, 67-75
J15	at	Southeastern Louisiana	L, 60-62
J19		New Orleans	L, 64-81
J21		Central Florida	L, 70-75 (ot)
J24		Memphis	L, 65-85
J26		Florida State	W, 59-56
J28		Southeastern Louisiana	W, 84-73
J30	at	Nicholls State	L, 58-73
F2	at	Southern Miss	L, 63-93
F5	at	New Orleans	L, 55-65
F8	at	Central Florida	L, 61-63
F10	at	Florida State	L, 47-81
F13		Nicholls State	W, 80-78 (2ot)
F16	at	Memphis	L, 57-67
F21	at	Spring Hill	W, 78-73
F23		Southern Miss	L, 69-84
M2	vs	South Carolina (1)	L, 66-76

(1) Metro Tournament, Hattiesburg, Miss.

1985-86
Overall: 16-12
Head Coach: Joline Matsunami

N23	at	Louisiana-Lafayette	W, 80-65
N25		Oregon	W, 81-62
N30		Saint Louis	W, 84-67
D6	at	Rice	W, 70-67 (ot)
D8	at	McNeese State	L, 66-82
D13	vs	Dillard (1)	W, 81-67
D14	at	New Orleans	L, 60-61
D18		Stetson	W, 70-69
D28		Rice	W, 82-75
J2		Phillips College	W, 77-73 (ot)
J4	at	Cincinnati	L, 68-87
J6	at	Louisville	W, 64-61
J11		South Carolina	L, 67-72
J13		Virginia Tech	W, 89-77 (ot)
J18		West Florida	W, 76-60
J22	at	Nicholls State	L, 65-74
J24	at	Florida State	L, 70-71
J25	at	West Florida	W, 99-78
J28		New Orleans	L, 74-95
F1		Southern Miss	L, 72-85
F3		Oral Roberts	W, 74-71
F8		Florida State	W, 75-60
F10		Memphis	L, 83-89
F15	at	Memphis	L, 69-92
F18	at	New Orleans	L, 61-75
F22	at	Southern Miss	W, 75-72
F24		LSU	L, 65-74
F26		Nicholls State	W, 92-76

(1) Lakefront Arena, New Orleans, La.

1986-87
Overall: 9-19
Head Coach: Joline Matsunami

N28	at	Georgia Southern	L, 78-82
N29	vs	East Carolina (1)	L, 65-75
D2		Dillard	W, 100-85
D7		Arizona State	L, 68-83
D13		Southern Miss	W, 63-61
D15		Furman	W, 93-61
D29	at	LSU	L, 53-91
D30		McNeese State	L, 72-85
J5	at	Oral Roberts	L, 72-85
J6	at	Tulsa	W, 49-44
J8	at	Oklahoma	L, 53-84
J14		Alcorn State	W, 81-60
J17		Creighton	L, 73-87
J18		UCF	W, 117-91
J22		South Alabama	L, 88-90
J24	at	Southeastern Louisiana	L, 63-69
J30		Louisville	W, 75-69
J31		Texas-San Antonio	L, 66-69 (ot)
F4		New Orleans	L, 70-87
F8	at	South Alabama	L, 68-92
F10		Nicholls State	L, 66-73
F14	at	Southern Miss	L, 65-70
F18		Southeastern Louisiana	W, 66-59
F21	at	Nicholls State	L, 61-63
F25	at	Alcorn State	W, 78-74
M4	at	New Orleans	L, 48-65
M6	at	Miami	L, 72-76
M7	at	Florida International	L, 59-64

(1) Statesboro, Ga.

1987-88
Overall: 15-13
Head Coach: Joline Matsunami

N27	vs	McNeese State (1)	L, 72-78
N28	vs	Ark. Pine Bluff (1)	W, 78-54
N29	vs	Louisiana-Lafayette (1)	W, 73-67
D4		Mississippi College	W, 74-72
D5		SMU	W, 84-73
D7	at	Dillard	W, 91-72
D12	at	Southern Miss	L, 69-80

D29	vs	Massachusetts (2)	W, 64-61
D30	at	Maine	L, 57-65
J4		UMKC	W, 92-69
J9		Oklahoma	W, 82-75
J12	at	McNeese State	L, 63-70
J13	at	Stephen F. Austin	L, 55-85
J16	at	Nicholls State	L, 59-76
J18		UAB	W, 87-61
J23		Southeastern Louisiana	W, 70-54
J27	at	South Alabama	L, 62-93
J30		Arkansas-Little Rock	W, 73-55
F8	at	New Orleans	L, 42-69
F11	at	Southeastern Louisiana	W, 74-57
F15		LSU	L, 55-73
F20		South Alabama	L, 67-74
F24		Nicholls State	W, 61-49
F26	vs	Mississippi College (3)	W, 89-77
F27	at	Mississippi State	L, 58-66
M3		Louisiana Tech	L, 62-92
M5		Southern Miss	W, 89-86
M8		New Orleans	L, 72-84

(1) Baton Rouge, La.
(2) Portland, Maine
(3) Starkville, Miss.

1988-89

Overall: 14-13
Head Coach: Joline Matsunami

N25	vs	Harvard (1)	W, 72-56
N26	at	Rice	L, 78-81
N27	vs	Michigan (1)	W, 58-57
D9	at	UAB	W, 59-43
D29		Duke	L, 72-78
D30		Texas-Pan American	W, 63-37
J4	at	Alabama	L, 64-80
J7		Sam Houston State	W, 68-58
J11		Stephen F. Austin	L, 65-70
J13	at	South Alabama	L, 69-91
J16	at	New Orleans	L, 69-80
J19	at	Southern Miss	L, 76-94
J21		Nicholls State	W, 86-62
J22		Alabama	L, 67-69
J24	at	Louisiana-Lafayette	W, 82-73
J28	at	Southeastern Louisiana	W, 77-70
J31	at	LSU	L, 63-84
F2		Rice	W, 95-85
F6	at	Mississippi College	W, 77-61
F8		Southern Miss	L, 65-74
F11		Mississippi State	W, 62-56
F14		McNeese State	W, 75-73
F18	at	Nicholls State	W, 79-64
F20		New Orleans	L, 67-73
F23	at	Louisiana Tech	L, 39-77
F27		Southeastern Louisiana	W, 71-69
M4	at	Sam Houston State	L, 49-63

(1) Houston, Texas

1989-90

Overall: 6-22 • Metro: 1-13
Head Coach: Joline Matsunami

N26	at	Xavier (N.O.)	L, 77-88
N28	at	Louisiana-Lafayette	W, 85-83(ot)
D1		Kent State (1)	W, 60-57
D2		Eastern Kentucky (1)	L, 68-71
D8	at	McNeese State	L, 56-59
D11	at	Xavier (N.O.)	W, 52-51
J2		Louisiana-Lafayette	W, 79-72
J3		Alabama	L, 63-71
J6	at	South Carolina*	L, 52-86
J8	at	Florida State*	L, 66-103
J11		New Orleans	L, 63-67
J13	at	Southern Miss*	L, 35-73
J15		Memphis*	W, 79-76
J20	at	Virginia Tech*	L, 59-82
J23	at	Nicholls State	L, 61-74
J27		Louisville*	L, 64-65
J30		Cincinnati*	L, 52-56
F3		South Carolina*	L, 55-76
F5		Florida State*	L, 45-100
F10		Southern Miss*	L, 56-88
F12	at	Memphis*	L, 69-81
F17	at	Cincinnati*	L, 53-61
F19	at	Louisville*	L, 52-77
F22		LSU	L, 57-83
F24	at	New Orleans	L, 40-69
M1		South Alabama	W, 73-69
M3		Virginia Tech*	L, 53-70
M8	vs	South Carolina (2)	L, 62-71

** denotes Metro Conference games*
(1) Lady Green Wave Classic, Fogelman Arena
(2) Metro Conference Tournament, Cincinnati, Ohio

1990-91

Overall: 6-22 • Metro: 1-13
Head Coach: Candi Harvey

N23		Texas-Arlington	L, 77-83
N30		TCU	W, 59-55
D3		Ball State	W, 68-63
D5		Louisiana-Lafayette	W, 77-59
D8	at	New Orleans	L, 59-63
D30		Cornell	W, 78-57
J5	at	Louisville*	L, 43-76
J7	at	Cincinnati*	L, 64-72
J10		Memphis*	L, 68-78
J14		Virginia Tech*	L, 54-64
J18	at	Nicholls State	L, 53-59
J21		Southern Miss*	L, 61-67
J23	at	LSU	L, 46-71
J26	at	South Carolina*	L, 49-73
J28	at	Florida State*	L, 60-87
J30	at	UL-Lafayette	L, 58-64
F2		Louisville*	L, 62-78
F4		Cincinnati*	W, 79-59
F9	at	Memphis*	L, 65-85
F11	at	Virginia Tech*	L, 41-67
F13		Georgia Southern	L, 67-73
F15		Nicholls State	W, 70-56
F16		Texas-San Antonio	L, 93-98 (ot)
F18	at	Southern Miss*	L, 57-89
F23		South Carolina*	L, 73-79
F25		Florida State*	L, 66-104
F28		New Orleans	L, 46-82
M4	vs	South Carolina (1)	L, 44-80

** denotes Metro Conference games*
(1) Metro Conference Tournament, Louisville, Ky.

1991-92

Overall: 9-19 • Metro: 4-8
Head Coach: Candi Harvey

N22		Alabama	L, 58-61
N25	at	SMU	L, 53-68
N27	at	TCU	L, 66-70
D2		Louisiana-Lafayette	W, 76-47
D21		Memphis	L, 56-68
D29		Princeton	W, 75-69
D30		Detroit	L, 61-68
J4		Columbia	W, 57-46
J6		Southern Miss*	L, 53-55
J11		VCU*	W, 74-72
J13	at	New Orleans	L, 60-79
J15		Mississippi State	L, 49-55
J20		Louisville*	L, 55-66
J25	at	Southern Miss*	L, 58-79
J27	at	Charlotte*	L, 41-63
J30		McNeese State	W, 72-55
F1		Virginia Tech*	W, 59-56
F3	at	South Florida*	L, 58-71
F12		New Orleans	L, 64-75
F15	at	Rice	L, 48-59
F17		Charlotte*	L, 50-75
F19		LSU	L, 61-70
F22		South Florida*	W, 83-62
F27		Nicholls State	W, 73-48
F29	at	Virginia Tech*	W, 63-43
M2	at	VCU*	L, 51-73
M7	at	Louisville*	L, 64-84
M11	vs	VCU (1)	L, 58-73

** denotes Metro Conference games*
(1) Metro Conference Tournament, Louisville, Ky.

1992-93

Overall: 14-13 • Metro: 6-6
Head Coach: Candi Harvey

D4	at	UC Irvine (1)	W, 64-48
D5	vs	Boise State (1)	W, 79-76
D8	at	Texas A&M	L, 67-84
D11		UNLV	W, 65-59
D29		SMU	W, 82-58
D31		Pennsylvania	W, 72-58
J2	at	Memphis*	W, 60-59
J5		Iona	W, 86-49
J9		Louisville*	W, 85-79
J14	at	New Orleans	L,61-79
J16	at	Virginia Tech*	L, 57-80
J18	at	Charlotte*	L, 48-77
J20		Rice	L, 59-61
J23		South Florida*	W, 89-72
J26	at	Alabama	L, 74-90
J30	at	VCU*	L, 60-75
F1		Southern Miss*	W, 71-69
F3	at	LSU	L, 74-86
F8	at	Louisville*	L, 74-87
F13		Charlotte*	W, 62-58
F15		Virginia Tech*	W, 79-65
F19		New Orleans	W, 75-64
F22		VCU*	L, 71-77
F27	at	South Florida*	W, 96-78
M1	at	McNeese State	L, 80-82
M4	at	Southern Miss	L, 61-78
M10	vs	Charlotte (2)	L, 44-69

** denotes Metro Conference games*
(1) Disneyland Freedom Bowl Classic, Irvine, Calif.
(2) Metro Conference Tournament, Louisville, Ky.

1993-94

Overall: 17-14 • Metro: 5-7
Head Coach: Candi Harvey
NWIT Third Round

D4	vs	Hofstra (1)	W, 90-54
D5	at	Harvard (1)	W, 93-71
D7		Troy State	W, 87-67
D10		Prairie View A&M (2)	W, 80-38
D11		Nicholls State (2)	W, 70-45
D28		Fairfield (3)	W, 84-80
D31		Texas A&M	W, 83-73
J5	at	SMU	L, 64-74
J8	at	Louisville*	L, 67-79
J12	at	Louisiana-Lafayette	W, 83-58
J15		Virginia Tech*	W, 75-64
J17		Charlotte*	W, 75-61
J19	at	Arkansas	L, 59-71
J25	at	Mississippi State	W, 92-84
J29		Southern Miss*	L, 62-72
F1		New Orleans	W, 62-61
F5	at	South Florida*	L, 71-81
F7	at	VCU*	W, 69-43
F11		South Florida*	L, 73-77
F13		Louisville*	W, 77-62
F16	at	New Orleans	L, 63-74
F19	at	Southern Miss*	L, 66-89
F21		LSU	L, 60-73
F26	at	Virginia Tech*	L, 65-71
F28	at	Charlotte	L, 62-67
M5		VCU*	W, 70-56
M8	vs	South Florida (4)	W, 76-70
M9	vs	Southern Miss (4)	L, 69-72
M24	vs	Louisiana-Monroe (5)	W, 78-75
M25	vs	Arkansas State (5)	L, 66-72
M26	vs	Pittsburgh (5)	L, 66-71

** denotes Metro Conference games*
(1) Harvard Tournament, Boston, Mass.
(2) Green Wave Classic, Fogelman Arena
(3) at Pontchartrain Center, Metairie, La.
(4) Metro Conference Tournament, Biloxi, Miss.
(5) NWIT, Amarillo, Texas

1994-95

Overall: 19-10 • Metro: 9-3
Head Coach: Lisa Stockton
NCAA First Round

N25	vs	Southern Utah (1)	W, 75-67
N26	at	Colorado State (1)	L, 56-76
N29	at	Troy	W, 82-75
D2		Sacramento State (2)	W, 64-55
D3		George Washington (2)	L, 57-69
D7	at	Rice	W, 70-66
D10	vs	Ole Miss (3)	L, 51-81
D19		McNeese State	W, 73-62
D28		Arkansas (4)	L, 79-83
D30		SMU (4)	L, 71-74
J3		Mississippi State	W, 85-64
J6		Southern Miss*	W, 74-71
J10		New Orleans	W, 80-65
J13	at	VCU*	W, 76-65
J15	at	Louisville*	L, 56-74
J18	at	LSU	W, 57-50
J22	at	Southern Miss*	W, 83-70
J27		Virginia Tech*	W, 72-62
J29		South Florida*	W, 74-58
F3		VCU*	L, 63-66
F5		Louisville*	W, 79-69
F10	at	Charlotte*	W, 71-57
F12	at	Virginia Tech*	L, 65-77
F17	at	South Florida*	W, 73-67
F21		Louisiana-Lafayette	W, 84-33
F24		Charlotte*	W, 85-83 (ot)
M8	vs	South Florida (5)	W, 67-62
M9	at	Louisville (5)	L, 65-70 (ot)
M16	at	Texas Tech (6)	L, 72-87

** denotes Metro Conference games*
(1) Coors-Rocky Mountain Invite, Colorado Springs, Colo.
(2) Green Wave Classic, Fogelman Arena
(3) Metro-SEC Challenge, Jackson, Miss.
(4) Pontchartrain Center
(5) Metro Conference Tournament, Louisville, Ky.
(6) NCAA Mideast First Round, Lubbock, Texas

1995-96

Overall: 21-10 • C-USA: 9-5
Head Coach: Lisa Stockton
NCAA First Round

N26		Eastern Washington	W, 85-63
N29		Rice	W, 69-62
D2	at	McNeese State	W, 77-73
D9	at	Mississippi State	W, 71-63
D18	vs	Xavier (OH) (1)	W, 71-63
D19	vs	South Carolina (1)	L, 66-72
D20	vs	Holy Cross (1)	W, 66-54
D28		LSU	L, 58-61
D30	vs	Robert Morris (2)	W, 84-52
D31	at	UNC Greensboro (2)	W, 71-69
J3	at	Southern Methodist	W, 71-62
J5		Charlotte*	W, 75-70
J12	at	South Florida*	W, 81-58
J14	at	UAB*	L, 54-56
J16	vs	New Orleans (3)	W, 67-65
J19		Saint Louis*	W, 82-49
J21		Cincinnati*	W, 73-64
J26	at	Louisville*	W, 73-72 (ot)
J28	at	Memphis*	L, 64-96
F1	at	Southern Miss*	L, 82-84 (ot)
F6		Nicholls State	W, 62-43
F9		Marquette*	W, 63-51
F11	at	DePaul*	L, 73-81
F13	at	George Washington	L, 70-73
F16		UAB*	L, 61-69 (ot)
F18		South Florida*	W, 76-45
F21		Southern Miss*	W, 72-67 (ot)
F25	at	Charlotte*	W, 64-53
M1	vs	UAB (4)	W, 72-53
M2	vs	DePaul (4)	L, 73-85
M15	at	Colorado (5)	L, 75-83

**denotes Conference USA game*
(1) Northern Lights Invitational, Anchorage, Alaska
(2) Marriott Classic, Greensboro, N.C.
(3) Sugar Bowl Classic, Louisiana Superdome
(4) Conference USA Tournament, Birmingham, Ala.
(5) NCAA West Region First Round, Boulder, Colo.

1996-97

Overall: 27-5 • C-USA: 12-2
Head Coach: Lisa Stockton
Conference USA Champions
C-USA Tournament Champions
NCAA Second Round

N15	at	Louisiana Tech (1)	L, 50-77
N25	vs	New Orleans (2)	W, 91-77
N30		Mississippi	W, 69-54
D2	at	South Alabama	W, 76-54
D6		Troy State	W, 95-77
D9	at	Southwestern La.	W, 81-38
D21	vs	Iowa State (3)	W, 68-61
D22	at	Pepperdine (3)	W, 58-49
D28		UNC Greensboro (4)	W, 89-46
D29		Colorado State (4)	W, 105-72
J5		Memphis*	L, 73-86

Tulane's 1996-97 team was the first squad in school history to record the hat trick of winning the Conference USA regular-season championship, claiming the C-USA Tournament title and earning a berth in the NCAA Tournament.

Year-By-Year Results

J7	at	Southern Miss*	W, 72-45
J10	at	Charlotte*	W, 77-69
J14	at	New Orleans	W, 68-65
J17		South Florida*	W, 87-48
J19		UAB*	W, 77-54
J24	at	Saint Louis*	W, 75-53
J26	at	Cincinnati*	W, 79-67
J28	at	LSU	L, 74-75 (ot)
J31		Louisville*	W, 77-72
F5	at	Houston*	W, 95-49
F9		Southern Miss*	W, 88-63
F14		Marquette*	W, 76-70
F16		DePaul*	W, 67-59
F18	at	Nicholls State	W, 77-57
F21	at	UAB*	W, 67-49
F23	at	South Florida*	L, 70-81
M1	vs	Saint Louis (5)	W, 75-57
M2	vs	Louisville (5)	W, 76-74
M3	vs	Marquette (5)	W, 76-53
M15	vs	UC Santa Barbara (6)	W, 72-69
M17	vs	George Washington (6)	L, 67-81

*denotes Conference USA game
(1) Preseason Women's NIT
(2) NOKIA Sugar Bowl Classic, Louisiana Superdome
(3) Malibu Classic, Malibu, Calif.
(4) Tulane/Doubletree Classic, Fogelman Arena
(5) Conference USA Tournament, Chicago, Ill.
(6) NCAA East Region First & Second Rounds, Wash., D.C.

1997-98

Overall: 21-7 • C-USA: 12-4
Head Coach: Lisa Stockton
NCAA First Round

N15	at	Missouri-Kansas City	W, 75-47
N21	at	Mississippi	W, 68-55
N25		SMU	L, 58-68
N29		LSU	W, 65-54
D1		South Alabama	W, 101-38
D6	vs	Colorado (1)	W, 63-62
D7	at	Fairfield (1)	W, 63-36
D21		Southern Miss*	L, 70-71
D27		Appalachian State (2)	W, 81-41
D28		Holy Cross (2)	W, 78-67
J2		Houston*	W, 86-65
J4		South Florida*	W, 70-39
J9	at	UAB*	W, 63-44
J11	at	Memphis*	L, 77-90
J17		DePaul*	W, 91-81
J20	at	Marquette*	L, 58-77
J23		Saint Louis*	W, 85-44
J25		Charlotte*	W, 93-55
J27		New Orleans	W, 88-64
J31	at	Louisville*	L, 66-81
F2	at	Cincinnati*	W, 82-78 (ot)
F6		Memphis*	W, 89-67
F8		UAB*	W, 69-38
F14	at	Houston*	W, 73-45
F16	at	South Florida*	W, 55-52
F21	at	Southern Miss*	W, 62-34
F28	vs	Cincinnati (3)	L, 62-77
M13	vs	Kansas (4)	L, 68-72

*denotes Conference USA game
(1) Women's Classic, Fairfield, Conn.
(2) Tulane/Doubletree Invitational, Fogelman Arena
(3) Conference USA Tournament, Louisville, Ky.
(4) NCAA West Region First Round, Iowa City, Iowa

1998-99

Overall: 24-6 • C-USA: 12-4
Head Coach: Lisa Stockton
Conference USA Champions
C-USA Tournament Champions
NCAA First Round

N14	at	LSU	L, 54-81
N22		Miami	W, 63-56
N28	at	VCU	W, 52-51
N30	at	Richmond	W, 77-72
D5	at	SMU	W, 81-80
D8		Texas A&M	W, 66-61
D13	vs	Auburn	W, 64-53
D22	at	Southern Miss*	W, 75-52
D28		Furman (1)	W, 92-56
D29		Maine (1)	W, 85-76
J1	at	South Florida*	L, 67-70
J3	at	Houston*	W, 82-62
J8		Memphis*	W, 98-51
J10		UAB*	W, 80-74
J14		Marquette*	W, 86-73
J16	vs	New Orleans	W, 71-51
J18	at	DePaul*	W, 81-72
J22	at	Charlotte*	W, 70-52
J24	at	Saint Louis*	W, 73-52
J29		Louisville*	L, 58-63
J31		Cincinnati*	L, 51-70
F4	at	UAB*	L, 68-70
F6	at	Memphis*	W, 72-63
F12		Houston*	W, 85-62
F14		South Florida*	W, 99-60
F20		Southern Miss*	W, 85-64
F27	vs	Charlotte (2)	W, 69-60
F28	vs	Louisville (2)	W, 87-74
M1	vs	Cincinnati (2)	W, 58-44
M13	vs	Saint Joseph's (3)	L, 72-83

*denotes Conference USA game
(1) Tulane/Doubletree Classic, Fogelman Arena
(2) C-USA Tournament, Fogelman Arena
(3) NCAA East Region First Round, Durham, N.C.

1999-2000

Overall: 27-5 • C-USA: 12-4
Head Coach: Lisa Stockton
C-USA Tournament Champions
NCAA Second Round

N19	at	Siena	W, 97-92 (ot)
N26		UNC Asheville	W, 96-32
N28	at	Miami	W, 75-66
D2		Alabama	W, 81-69
D4		Georgetown	W, 72-62
D8	at	Texas A&M	W, 91-74
D13		SMU	W, 81-69
D21	vs	Nicholls State (1)	W, 81-51
D27		Providence (2)	W, 81-57
D28		West Virginia (2)	W, 104-75
D31		LSU	W, 76-72
J3		Southern Miss*	W, 91-77
J7		UAB*	W, 74-73
J9		Memphis*	W, 83-67
J14	at	Cincinnati*	L, 59-70
J16	at	Louisville*	L, 72-75
J21	at	Houston*	W, 92-74
J23	at	South Florida*	W, 84-78
J28		Saint Louis*	W, 91-64
J30	at	Charlotte*	W, 78-68
F3		DePaul*	W, 86-76
F5		Marquette*	L, 62-81
F10		Houston*	W, 83-53
F12		South Florida*	W, 87-66
F17	at	UAB*	W, 73-69
F19	at	Memphis*	W, 87-67
F27	at	Southern Miss*	L, 72-78
M4	vs	Cincinnati (3)	W, 91-78
M5	vs	Charlotte (3)	W, 79-75
M6	vs	UAB (3)	W, 73-70
M18	vs	Vermont (4)	W, 65-60
M20	at	Texas Tech (4)	L, 59-76

*denotes Conference USA game
(1) at Houma Civic Center
(2) Tulane/Doubletree Classic, Fogelman Arena
(3) Conference USA Tournament, Louisville, Ky.
(4) NCAA Mideast Regional, Lubbock, Texas

2000-01

Overall: 22-10 • C-USA: 12-4
Head Coach: Lisa Stockton
C-USA Tournament Champions
NCAA First Round

N10		Grambling (1)	W, 92-64
N12	at	Texas (1)	L, 47-71
N17		Nicholls State	W, 73-54
N19	vs	New Orleans (2)	W, 100-67
N22	at	Alabama	L, 63-64
D2	at	Georgetown	L, 64-69
D4		Missouri State	L, 61-67
D6	at	SMU	W, 75-66
D10	at	LSU	L, 61-68
D21		Boston University	W, 110-66
D27		William & Mary (3)	W, 69-51
D28		Hartford (3)	W, 75-45
J2	at	Southern Miss*	W, 72-65
J5	at	Saint Louis*	W, 52-51
J7		Charlotte*	W, 78-64
J12		South Florida*	W, 67-38
J14		Houston*	L, 80-90 (ot)
J19	at	Memphis*	W, 67-58
J21	at	UAB*	W, 74-67
J26		Louisville*	L, 60-64
J28		Cincinnati*	W, 83-74
F2	at	Marquette*	W, 78-66
F4	at	DePaul*	L, 62-72
F9	at	South Florida*	W, 70-52
F11	at	Houston*	W, 75-59
F16		Memphis*	L, 61-76
F18		UAB*	W, 71-62 (ot)
F22		Southern Miss*	W, 84-45
M3	at	Marquette (4)	W, 59-58
M4	vs	Houston (4)	W, 78-74
M5	vs	Cincinnati (4)	W, 63-50
M16	vs	Florida State (5)	L, 70-72

*denotes Conference USA game
(1) Preseason Women's NIT
(2) Alario Center, Westwego, La.
(3) Tulane/Doubletree Classic, Fogelman Arena
(4) Conference USA Tournament, Milwaukee, Wis.
(5) NCAA Midwest Region First Round, Ames, Iowa

2001-02

Overall: 24-11 • C-USA: 8-6
Head Coach: Lisa Stockton
NCAA Second Round

N16		High Point	W, 86-62
N23	vs	UPR-Mayaguez (1)	W, 109-39
N24	vs	Hampton (1)	W, 82-75
N25	vs	Nebraska (1)	W, 84-78
N29		Purdue (2)	L, 52-64
D1		McNeese State (3)	W, 90-34
D2		Florida (3)	W, 57-51
D5	at	Missouri State	W, 49-46
D8		Penn	W, 82-64
D11		Nicholls State	W, 71-48
D21	at	Drake	L, 58-67
D28		Buffalo (4)	W, 76-29
D29		Virginia (4)	W, 74-63
J2	at	Boston University	W, 78-63
J5		Southern Miss*	W, 69-68
J7	at	New Orleans	L, 69-76
J11	at	Memphis*	W, 77-59
J13	at	Saint Louis*	L, 56-57
J18		UAB*	W, 60-58
J20		South Florida*	L, 64-69
J25	at	DePaul*	L, 69-77
J27	at	Marquette*	L, 44-65
F1		Cincinnati*	L, 50-76
F3		Louisville*	W, 70-54
F8	at	Houston*	L, 74-85
F10	at	TCU*	W, 63-59 (ot)
F16	at	Southern Miss*	W, 70-55
F22		Charlotte*	W, 65-57
F24		East Carolina*	W, 68-51
M1	vs	UAB (5)	W, 63-52
M2	at	DePaul (5)	W, 88-83
M3	vs	TCU (5)	W, 80-76 (ot)
M4	vs	Cincinnati (5) [ESPN2]	L, 56-68
M16	vs	Colorado State (6)	W, 73-69
M20	at	Stanford (6) [ESPN]	L 55-77

*denotes Conference USA game
(1) San Juan Shootout, San Juan, Puerto Rico
(2) New Orleans Arena
(3) Tulane Invitational, Fogelman Arena
(4) Tulane/Doubletree Classic, Fogelman Arena
(5) Conference USA Tournament, Chicago, Ill.
(6) NCAA West Region 1st & 2nd Rounds, Palo Alto, Calif.

2002-03

Overall: 19-10 • C-USA: 8-6
Head Coach: Lisa Stockton
NCAA First Round

N22	at	James Madison	W, 58-46
N29	at	Oregon State	L, 51-56
D1	at	Portland	W, 86-56
D5		Alabama State	W, 70-57
D7		No. 13 Louisiana Tech (1)	L, 53-68
D9		Drake	W, 74-61
D19		Southeastern Louisiana	W, 86-43
D22	at	Arkansas State	W, 69-64
D28		UNC Greensboro (2)	W, 63-43
D29		Boston College (2)	W, 69-50
J2	at	Purdue	L, 66-76
J5	at	Auburn	L, 64-75 (ot)
J11		Southern Miss*	W, 64-42
J13		New Orleans	W, 81-59
J17		Saint Louis*	W, 58-50
J19		Memphis*	W, 70-46
J24	at	Southern Miss*	W, 67-54
J31	at	Louisville*	L, 70-77
F2	at	Cincinnati*	W, 62-53
F7		Marquette*	L, 47-59
F9		DePaul*	L, 50-69
F14	at	South Florida*	W, 87-55
F16	at	UAB*	W, 78-51
F21		Houston*	W, 65-62
F23		TCU*	W, 74-65
F28	at	East Carolina*	W, 85-64
M2	at	Charlotte*	L, 80-86
M7	vs	TCU (3)	L, 65-78
M22	vs	Minnesota (4)	L, 48-68

*denotes Conference USA game
(1) New Orleans Arena
(2) Tulane/Doubletree Classic, Fogelman Arena
(3) Conference USA Tournament, Memphis, Tenn.
(4) NCAA West Region First Round, Palo Alto, Calif.

2003-04

Overall: 10-18 • C-USA: 3-11
Head Coach: Lisa Stockton

N21	at	Louisiana-Monroe	L, 67-70
N25		Oregon State	W, 73-58
N29		George Mason	L, 60-61
D2	at	Louisiana Tech	L, 37-96
D6	vs	Wichita State (1)	W, 62-59
D7	at	Cal (1)	L, 61-66
D18		James Madison	W, 66-64
D20		Nicholls State	W, 77-55
D27		Marist (2)	L, 46-60
D28		Yale (2)	W, 74-62
D30		LSU (3)	L, 42-65
J5	at	Texas A&M Corpus Christi	W, 57-53
J8		Arkansas State	W, 59-56
J10	at	Southern Miss*	L, 51-68
J16		East Carolina*	L, 58-65
J18		Charlotte*	L, 61-72
J23	at	Marquette*	L, 55-69
J25	at	DePaul*	L, 60-99
J31		Memphis*	L, 64-76
F2		Saint Louis*	W, 78-64
F6	at	TCU*	L, 44-76
F8	at	Houston*	L, 78-83 (3ot)
F13		Louisville*	L, 47-48
F15		Cincinnati*	W, 61-50
F20	at	UAB*	L, 74-80
F22	at	South Florida*	L, 60-77
F27		Southern Miss*	W, 65-51
M4	vs	Marquette (3)	L, 44-61

*denotes Conference USA game
(1) Oakland Tribune Classic, Berkley, Calif.
(2) Tulane/Doubletree Classic, Fogelman Arena
(3) Conference USA Tournament, Fort Worth, Texas

2004-05

Overall: 11-16 • C-USA: 3-11
Head Coach: Lisa Stockton

N19	at	Howard	L, 59-67
N21	at	George Mason	W, 62-56
N23		Jacksonville State	W, 54-51
N26	vs	Texas A&M (1)	L, 64-79
N27	at	Texas State (1)	W, 74-71
D1		Louisiana-Monroe	W, 66-57
D5		Auburn	L, 37-54
D7		Texas A&M Corpus Christi	L, 57-75
D19		Nicholls State	W, 73-68
D21		Portland	W, 68-57
D28		Stephen F. Austin (2)	W, 79-72
D29		Pepperdine (2)	W, 62-40
J2	at	LSU	L, 45-79
J7		Houston*	L, 54-55
J9		TCU*	L, 66-78
J14	at	Memphis*	L, 53-56
J16	at	Saint Louis*	L, 71-80
J21		DePaul*	L, 50-80
J23		Marquette*	W, 74-54
J28	at	Charlotte*	L, 38-62
J30	at	East Carolina*	W, 64-62
F5	at	Southern Miss*	L, 73-80
F11		South Florida*	L, 61-65
F13		UAB*	L, 41-55
F18	at	Cincinnati*	L, 41-55
F20	at	Louisville*	L, 51-70
F26		Southern Miss*	W, 79-49

** denotes Conference USA games*
(1) CenturyTel Bobcat Classic, San Marcos, Texas
(2) Tulane/DoubleTree Classic, Fogelman Arena

2005-06

Overall: 15-12 • C-USA: 8-8
Head Coach: Lisa Stockton

N18		Howard (1)	W, 84-79
N25	at	UTEP *	W, 68-63
D3	vs	Chicago State (2)	L, 64-65
D4		Lehigh (2)	W, 65-63
D18		Central Conn. State	W, 72-60
D20	at	LSU	L, 60-89
D28		Samford (3)	L, 55-64
D29		Toledo (3)	W, 77-67 (ot)
J2		Miami (Ohio)	W, 88-72
J6		SMU*	L, 66-78
J8		Tulsa*	L, 63-70
J13	at	UCF*	L, 52-60
J15	at	Southern Miss*	L, 60-75
J21	at	Southeastern Louisiana	W, 69-62
J22		Memphis*	W, 74-58
J27	at	Houston *	W, 61-54
J29	at	Rice *	L, 69-82
F4		UTEP *	L, 58-59
F6	at	UAB*	W, 86-84
F10		Houston*	W, 65-54
F12		Rice*	L, 56-68
F17		Marshall*	W, 58-40
F19		East Carolina*	W, 81-78
F24	at	Tulsa *	L, 63-74
F26	at	SMU*	W, 71-58
M2	vs	UCF (4)	W, 69-52
M3	vs	SMU (4)	L, 84-86

** denotes Conference USA games*
(1) Lubbock Christian Univesity, Lubbock, Texas
(2) Fiesta Bowl Classic, Tucson, Ariz.
(3) Tulane/DoubleTree Classic, Fogelman Arena
(4) Conference USA Tournament, Dallas, Texas

The 2006-07 Green Wave squad was the first to win the Conference USA regular-season title outright and advanced to the WNIT for the second time in school history and finishing the year with a 26-7 record.

2006-07

Overall: 26-7 • C-USA: 13-3
Head Coach: Lisa Stockton
Conference USA Champions
WNIT Second Round

N10		Stephen F. Austin	W, 75-52
N17		Rhode Island	W, 76-70
N19		LSU	L, 39-59
N21		Loyola	W, 94-50
N24	vs	Villanova (1)	W, 72-60
N25	at	Florida International (1)	W, 69-64
N29	at	Texas Tech	L, 50-77
D3	at	Miami (Ohio)	W, 82-67
D9		Alabama	W, 83-68
D20		Lamar	W, 83-70
D22	at	Winthrop	W, 58-53
D29		Fordham (2)	W, 78-44
D30		Texas-Arlington (2)	W, 68-65
J2	at	UTEP*	L, 76-80
J5		Houston*	W, 83-61
J7		Rice*	L, 52-61
J12	at	Tulsa*	W, 75-62
J14	at	SMU*	W, 63-58
J20		UTEP*	W, 81-56
J26		Southern Miss*	W, 66-50
J28		UCF*	W, 85-47
F1	at	Houston*	W, 71-56
F3	at	Rice*	W, 71-68
F7	at	Memphis*	W, 77-61
F10		UAB*	W, 66-48
F15	at	Marshall*	W, 67-64
F17	at	East Carolina*	L, 68-76
F22		SMU*	W, 78-72
F24		Tulsa*	W, 78-70
M2	vs	Houston (3)	W, 62-55
M3	vs	Rice (3)	L, 52-64
M14		Jackson State (4)	W, 76-43
M18	at	Mississippi State (5)	L, 73-79

** denotes Conference USA games*
(1) FIU Thanksgiving Classic, Miami, Fla.
(2) Tulane/DoubleTree Classic, Fogelman Arena
(3) Conference USA Tournament, Tulsa, Okla.
(4) WNIT First Round, Fogelman Arena
(5) WNIT Second Round, Starkville, Miss.

2007-08

Overall: 16-14 • C-USA: 6-10
Head Coach: Lisa Stockton

N10	at	Alabama	W, 64-56
N13		Georgia Tech	L, 61-66
N16	at	Stephen F. Austin	W, 56-45
N18		Winthrop	W, 63-52
N21	vs	Kansas State (1)	W, 60-57
N22	vs	Northern Illinois (1)	W, 70-57
N27	at	Louisiana-Lafayette	W, 89-61
D2		No. 7 LSU	L, 36-52
D5	at	Rhode Island	W, 74-65
D20		Robert Morris (2)	L, 71-82
D21		Texas-San Antonio	W, 76-42
D29		Louisiana-Monroe	W, 77-72
J2		Nicholls State (3)	W, 69-47
J4	at	Rice* (4)	W, 61-38
J6	at	Houston*	L, 64-74
J12		UTEP*	L, 66-81
J18		Memphis*	L, 66-74
J20		UAB*	L, 56-67
J26	at	UTEP*	L, 44-60
J31	at	Tulsa*	L, 56-64
F2	at	SMU*	L, 69-81
F7	at	East Carolina*	W, 70-65
F10		Marshall*	W, 61-56
F14		Rice*	L, 73-78
F16		Houston*	W, 73-69
F22	at	UCF*	L, 71-77
F24	at	Southern Miss*	L, 67-72
F28		Tulsa*	W, 80-60
M1		SMU*	W, 71-68
M3	vs	Marshall (5)	L, 58-65

** denotes Conference USA games*
(1) Cancun Caribbean Challenge, Cancun, Mexico
(2) Tulane/DoubleTree Classic
(3) New Orleans Arena
(4) Houston Baptist, Houston, Texas
(5) Conference USA Tournament, Orlando, Fla.

2008-09

Overall: 18-14 • C-USA: 9-7
Head Coach: Lisa Stockton

N14		Illinois State (1)	W, 75-62
N16	at	Arizona State (2)	L, 53-86
N20	at	VCU (3)	L, 49-65
N24	at	LSU	L, 47-63
N26		Louisiana-Lafayette	W, 80-65
N29	at	Louisiana-Monroe	W, 62-60
D5	vs	Jackson State (4)	W, 74-48
D6		Indiana State (5)	W, 66-55
D17	at	Nicholls State	W, 108-66
D20		Alabama State (6)	W, 80-48
D21		Providence (6)	W, 68-46
D28		Temple	L, 71-75 (ot)
D30		South Florida	L, 66-80
J2	at	UTEP*	W, 57-48
J4	at	Georgia Tech	L, 52-69
J9		Houston*	L, 56-58
J11		Rice*	W, 91-63
J18		UTEP*	L, 60-73
J22		SMU*	L, 56-59
J24		Tulsa*	W, 78-41
J29	at	UAB*	L, 49-51
J31	at	Memphis*	W, 59-44
F5	at	Marshall*	W, 58-45
F9		East Carolina*	W, 72-69
F12	at	Houston*	L, 53-60
F14	at	Rice*	L, 54-62
F19		Southern Miss*	W, 77-60
F21		UCF*	W, 73-64
F26	at	SMU*	L, 49-61
F28	at	Tulsa*	W, 64-56
M5		Tulsa (7)	W, 49-44
M6		Southern Miss (7)	L, 55-72

** denotes Conference USA games*
(1) Preseason WNIT First Round, Fogelman Arena
(2) Preseason WNIT Second Round, Tempe, Ariz.
(3) Preseason WNIT Consolation Round, Richmond, Va.
(4) Big Easy Classic, Lakefront Arena
(5) Big Easy Classic, Fogelman Arena
(6) Tulane/DoubleTree Classic, Fogelman Arena
(7) Conference USA Tournament, Fogelman Arena

2009-10

Overall: 26-7 • C-USA: 12-4
Head Coach: Lisa Stockton
Conference USA Champions
C-USA Tournament Champions
NCAA First Round

N13		Louisiana-Monroe	W, 86-52
N20	vs	Liberty (1)	L, 52-63
N21	vs	Loyola-Md. (1)	W, 58-43
N25		No. 7 LSU	L, 65-73 (ot)
D1	at	South Alabama	W, 73--71
D4		Prairie View A&M (2)	W, 67-63
D5	vs	Longwood (3)	W, 73-58
D17	at	South Florida	W, 76-72
D20		Stephen F. Austin	W, 84-51
D22		McNeese State	W, 75-45
D28		Long Island (4)	W, 82-59
D29		Texas Tech (4)	W, 67-49
J4	at	Southeastern Louisiana	W, 81-45
J8		Houston*	L, 68-70
J10		Rice*	W, 82-60
J15	at	Tulsa*	W, 58-55
J17	at	SMU*	L, 59-70
J23		Southern Miss*	W, 80-63
J28		UTEP*	W, 57-47
J31	at	UCF*	W, 72-70
F5		Tulsa*	L, 67-80
F7		SMU*	W, 78-59
F11	at	Marshall*	W, 64-54
F13	at	East Carolina*	W, 56-51
F18		Memphis*	W, 86-61
F20		UAB*	W, 64-56
F25	at	Rice*	W, 81-69 (ot)
F27	at	Houston*	L, 62-74
M3	at	UTEP*	W, 66-64
M9	vs	UCF (5)	W, 63-62
M10	vs	East Carolina (5)	W, 73-64
M12	vs	UAB (5)	W, 62-54
M20	vs	Georgia (6)	L, 59-64

** denotes Conference USA games*
(1) Navy Classic, Annapolis, Md.
(2) Big Easy Classic, Fogelman Arena
(3) Big Easy Classic, Lakefront Arena
(4) Tulane/DoubleTree Classic
(5) Conference USA Tournament, Tulsa, Okla.
(6) NCAA Sacramento Regional 1st & 2nd Round, Tempe, Ariz.

2010-11

Overall: 23-11 • C-USA: 9-7
Head Coach: Lisa Stockton
WNIT Second Round

N13		South Alabama	W, 72-63
N16		Mississippi State	W, 62-42
N20	at	Stephen F. Austin	W, 83-65
N23	at	LSU	W, 54-52
N27	vs	Portland State (1)	L, 76-83
N28	vs	Cal State Fullerton (1)	W, 80-62
D3		Saint Joseph's (2)	W, 67-58
D5		Detroit (2)	W, 63-55
D17		Louisiana Tech	L, 72-78
D20	at	Louisiana-Monroe	W, 78-67
D29		Nicholls State (3)	W, 84-65
D30		Old Dominion (3)	W, 62-59
J3		Southeastern Louisiana	W, 85-57
J6		SMU*	W, 62-58
J9	at	UAB*	W, 81-53
J13		East Carolina*	W, 71-61
J16	at	Marshall*	W, 68-38
J20		Southern Miss*	L, 81-86 (ot)
J23	at	Tulsa*	W, 80-66
J27		Rice*	L, 70-74 (ot)
J30		UTEP*	W, 69-63
F3	at	SMU*	L, 73-77
F6		Houston*	L, 85-70
F13	at	UTEP*	L, 61-65
F17	at	UCF*	L, 69-73 (ot)
F20		Memphis*	W, 75-63
F24	at	Rice*	W, 82-77
F27		Tulsa*	W, 73-62
M5	at	Houston*	L, 84-90 (ot)
M10	vs	East Carolina (4)	W, 83-72
M11	vs	Houston (4)	W, 70-60
M12	vs	UCF (4)	L, 73-85
M17		Southern (5)	W, 61-31
M21	at	Oral Roberts (5)	L, 86-92

** denotes Conference USA games*
(1) Colliers International Classic; Berkeley, Calif

Year-By-Year Results

(2) Big Easy Classic, Fogelman Arena
(3) Tulane/DoubleTree Classic; Fogelman Arena
(4) Conference USA Tournament, El Paso, Texas
(5) WNIT

2011-12

Overall: 23-11 • C-USA: 9-7
Head Coach: Lisa Stockton

WNIT Second Round

N11	Loyola-New Orleans	W, 74-49
N13	Louisiana-Monroe	W, 62-45
N19	No. 20 LSU	W, 65-62 (ot)
N21	New Orleans	W, 86-39
N24	vs No. 15 Purdue (1)	L, 48-61
N25	vs Idaho State (1)	W, 45-37
D2	at Louisiana Tech	W, 61-52
D4	at Mississippi State	L, 55-70
D9	at North Texas	W, 55-47
D11	Southern	W, 66-59
D21	at Louisiana-Lafayette	W, 75-40
D28	College of Charleston (2)	W, 57-42
D29	Hampton (2)	W, 66-53
J5	at Memphis*	L, 59-61
J8	UCF*	W, 64-52
J12	at Rice*	L, 49-67
J15	UTEP*	L, 64-65 (ot)
J19	UAB*	W, 52-41
J22	at Tulsa*	W, 66-51
J29	Marshall*	W, 68-52
F2	at East Carolina*	W, 63-49
F5	SMU*	W, 75-63
F9	at Houston*	W, 71-51
F12	at UTEP*	L, 65-80
F16	Rice*	W, 50-47 (ot)
F19	at Southern Miss*	L, 51-56
F23	Tulsa*	L, 59-72
F26	at SMU*	L, 49-54
M1	Houston*	W, 71-43
M8	vs East Carolina (3)	W, 67-51
M9	at Memphis (3)	W, 63-44
M10	vs UTEP (3)	L, 65-69
M15	Mississippi Valley State (4)	W, 68-61
M18	at Texas Tech (4)	L, 55-69

** denotes Conference USA games*
(1) Cancun Challenge; Cancun, Mexico
(2) Tulane/DoubleTree Classic; Fogelman Arena
(3) Conference USA Championship; Memphis, Tenn.
(4) WNIT

2012-13

Overall: 24-9 • C-USA: 11-5
Head Coach: Lisa Stockton

WNIT Third Round

N9	Louisiana Tech	W, 66-59
N12	at ULM	W, 70-60
N16	at Southern	W, 65-45
N23	vs Bradley (1)	W, 74-69
N24	vs Western Michigan (1)	W, 66-48
N28	Auburn	L, 65-70
D2	UNC-Wilmington	W, 73-58
D9	at LSU	W, 66-64 (ot)
D19	Louisiana-Lafayette	L, 64-65 (ot)
D22	North Texas	W, 73-62
D29	Eastern Michigan (2)	W, 71-65
D30	McNeese State (2)	W, 69-63
J7	Loyola-New Orleans	W, 81-41
J10	SMU*	L, 56-62
J13	at Marshall*	W, 67-57
J17	at Rice*	W, 69-65
J20	Memphis*	W, 72-62
J27	East Carolina*	L, 52-55
J31	at UCF*	W, 57-55
F2	at Houston*	W, 74-56
F7	UTEP*	W, 56-49
F10	at Tulsa*	L, 65-67
F14	Rice*	W, 61-45
F17	Houston*	L, 70-71 (2ot)
F21	at UAB*	W, 57-52
F24	Tulsa	W, 74-59
F28	at SMU*	W, 73-68
M3	Southern Miss*	W, 80-69
M8	at UTEP*	L, 52-71
M14	at Tulsa (3)	L, 67-75
M21	Sam Houston State (4)	W, 65-57
M24	at Arkansas (4)	W, 60-48
M27	at Auburn (4)	L, 52-72

** denotes Conference USA games*
(1) Hilton Garden Inn Thianskgiving Tournament; Flagstaff, Ariz.
(2) Tulane/DoubleTree Classic; Fogelman Arena
(3) Conference USA Championship; Tulsa, Okla.
(4) WNIT

2013-14

Overall: 20-11 • C-USA: 11-5
Head Coach: Lisa Stockton

WNIT First Round

N8	New Orleans	W, 81-46
N11	McNeese State	W, 74-49
N19	Southeastern	W, 80-52
N22	at UNC-Wilmington	W, 55-50
N24	at NC State	L, 55-69
N30	Ole Miss	L, 66-89
D3	at Auburn	L, 52-62
D8	Loyola (New Orleans)	W, 82-66
D20	vs Virginia (1)	W, 79-72 (OT)
D21	vs Saint Francis (1)	W, 89-67
D28	Northeastern (2)	W, 85-49
D29	Indiana State (2)	W, 51-45
J5	LSU	L, 35-63
J9	at Marshall*	W, 77-61
J11	at Old Dominion*	W, 92-62
J15	East Carolina*	L, 65-69
J18	Southern Miss*	W, 73-71 (OT)
J22	at Charlotte*	W, 78-76 (OT)
J25	Louisiana Tech*	W, 75-61
J29	at Rice*	W, 62-55
F1	UTEP*	L, 72-86
F5	North Texas*	W, 56-55
F8	at UTSA*	W, 68-54
F12	at FAU*	W, 74-62
F15	FIU*	W, 66-55
F22	at UAB*	L, 79-81
F26	Tulsa*	W, 65-61
M1	at Southern Miss*	L, 67-79
M5	Middle Tennessee*	L, 52-64
M13	vs FIU (3)	L, 55-69
M20	at Mississippi State (4)	L, 68-77

** denotes Conference USA games*
(1) FGCU Hiilton Garden Inn/Homewood Suites Classic
(2) Tulane/DoubleTree Classic
(3) Conference USA Tournament, El Paso, Texas
(4) WNIT - First Round in Starkville, Miss.

2014-15

Overall: 22-11 • American: 11-7
Head Coach: Lisa Stockton

NCAA First Round

N14	Mississippi Valley State	W, 87-47
N16	at McNeese State	W, 75-55
N19	at LSU	W, 51-45
N24	N.C. State	W, 60-51
N28	vs Western Kentucky (1)	L, 69-64
N29	vs Northern Iowa (1)	W, 71-48
D3	Nicholls State	W, 77-44
D6	at UALR	W, 74-58
D18	Samford (2)	W, 58-56
D19	Miami (2)	W, 70-65
D22	Florida State	L, 65-54
D28	at Cincinnati*	W, 60-50
D30	Houston*	W, 70-40
J4	USF*	L, 53-40
J7	at East Carolina*	W, 76-63
J13	at UCF*	W, 71-70
J17	SMU*	W, 60-58
J20	Tulsa*	W, 73-34
J25	at USF*	L, 64-45
J27	at Houston*	W, 63-46
J31	East Carolina*	L, 67-63
F3	at SMU*	W, 84-60
F7	Temple*	W, 77-63
F10	UCF*	W, 66-55
F14	at UConn*	L, 87-39
F17	at Temple*	L, 69-58
F21	Memphis*	W, 75-65
F23	UConn*	L, 94-47
F28	at Tulsa*	L, 55-52
M6	vs Houston (3)	W, 64-39
M7	vs Tulsa (3)	W, 71-53
M8	vs USF (3)	L, 78-69
M20	vs Mississippi State (4)	L, 57-47

** denotes American Athletic Conference games*
(1) Hofstra Thanksgiving Tournament
(2) Tulane/DoubleTree Classic
(3) American Athletic Conf. Tournament, Uncasville, Conn.
(4) NCAA - First Round in Durham, N.C.

The 2014-15 squad ended a five year NCAA Tournament drought and earned the program's first at-large bid since 2003. Overall, they finished 22-11, earning their sixth straight season with 20+ wins and Coach Stockton's 500th career victory as well.

ALABAMA • 3-7
12/10/1982 ... 1 ... L, 58-66
01/4/1989 ... A ... L, 64-80
01/22/1989 ... H ... L, 67-69
01/03/1990 ... H ... L, 63-71
11/22/1991 ... H ... L, 58-61
01/26/1993 ... A ... L, 74-90
12/02/1999 ... H ... W, 81-69
11/22/2000 ... A ... L, 63-64
12/09/2006 ... H ... W, 83-68
11/10/2007 ... A ... W, 64-56
(1) Ruston, La.

ALABAMA-BIRMINGHAM (UAB) • 23-10
01/29/1980 ... H ... L, 69-72
11/30/1984 ... A ... L, 82-85
01/18/1988 ... H ... W, 87-61
12/09/1988 ... A ... W, 59-43
01/14/1996 ... A ... L, 54-56
02/16/1996 ... H ... L, 61-69 (ot)
03/01/1996 ... A/1 ... W, 72-53
01/19/1997 ... H ... W, 77-54
02/21/1997 ... A ... W, 67-49
01/09/1998 ... A ... W, 63-44
02/08/1998 ... H ... W, 69-38
01/10/1999 ... H ... W, 80-74
02/04/1999 ... A ... L, 68-70
01/07/2000 ... H ... W, 74-73
02/17/2000 ... A ... W, 73-69
03/06/2000 ... 2 ... W, 73-70
01/21/2001 ... A ... W, 74-67
02/18/2001 ... H ... W, 71-62 (ot)
01/18/2002 ... H ... W, 60-58
03/01/2002 ... 3 ... W, 63-52
02/16/2003 ... A ... W, 78-51
02/20/2004 ... A ... L, 74-80
02/13/2005 ... H ... L, 41-55
02/06/2006 ... A ... W, 86-84
02/10/2007 ... H ... W, 66-48
01/20/2008 ... H ... L, 56-67
01/29/2009 ... A ... L, 49-51
02/20/2010 ... H ... W, 64-56
03/12/2010 ... 4 ... W, 62-54
01/09/2011 ... A ... W, 81-53
01/19/2012 ... H ... W, 52-41
02/21/2013 ... A ... W, 57-52
02/22/2014 ... A ... L, 79-81
(1) Conference USA Tournament, Birmingham, Ala.
(2) Conference USA Tournament, Louisville, Ky.
(3) Conference USA Tournament, Chicago, Ill.
(4) Conference USA Tournament, Tulsa, Okla.

ALABAMA STATE • 2-0
12/05/2002 ... H ... W, 70-57
12/20/2008 ... H/1 ... W, 80-48
(1) Tulane/DoubleTree Classic, Fogelman Arena

ALCORN STATE • 2-0
01/14/1987 ... H ... W, 81-60
02/25/1987 ... A ... W, 78-74

ARIZONA STATE • 0-2
12/07/1986 ... H ... L, 68-83
11/16/2008 ... A/1 ... L, 53-86
(1) Preseason WNIT Second Round, Tempe, Ariz.

ARKANSAS • 1-3
01/11/1980 ... H ... L, 65-66
01/19/1994 ... A ... L, 59-71
12/28/1994 ... H/1 ... L, 79-83
03/24/2013 ... A/2 ... W, 60-48
(1) Pontchartrain Center
(2) WNIT 2nd Round

ARKANSAS-LITTLE ROCK • 2-0
01/30/1988 ... H ... W, 73-55
12/6/2014 ... A ... W, 74-58

ARKANSAS-PINE BLUFF • 1-0
11/28/1987 ... 1 ... W, 78-54
(1) Baton Rouge, La.

ARKANSAS STATE • 2-1
03/25/1994 ... 1 ... L, 66-72
12/22/2002 ... A ... W, 69-64
01/08/2004 ... H ... W, 59-56
(1) NWIT, Amarillo, Texas

APPALACHIAN STATE • 1-0
12/27/1997 ... H/1 ... W, 81-41
(1) Tulane/Doubletree Invitational, Fogelman Arena

AUBURN • 1-5
12/13/1998 ... H ... W, 64-53
01/05/2003 ... A ... L, 64-75 (ot)
12/05/2004 ... H ... L, 37-54
11/28/2012 ... H ... L, 65-70
03/27/2013 ... A/1 ... L, 52-72
12/03/2013 ... A ... L, 52-62
(2) WNIT 3rd Round

BALL STATE • 1-0
12/03/1990 ... H ... W, 68-63

BELHAVEN COLLEGE • 2-2
02/11/1977 ... H ... L, 61-72
02/4/1978 ... H ... L, 48-56
02/17/1979 ... H ... W, 75-63
02/13/1981 ... H ... W, 89-76

BOISE STATE • 1-0
12/05/1992 ... 1 ... W, 79-76
(1) Disneyland Freedom Bowl Classic, Irvine, Calif.

BOSTON COLLEGE • 1-0
12/29/2002 ... H/1 ... W, 69-50
(1) Tulane/Doubletree Classic, Fogelman Arena

BOSTON UNIVERSITY • 2-0
12/21/2000 ... H ... W, 110-66
01/02/2002 ... A ... W, 78-63

BRADLEY • (1-0)
11/23/2012 ... 1 ... W, 74-69
(1) Hilton Garden Inn Thanksgiving Tournament; Flagstaff, Ariz.

BRIGHAM YOUNG (BYU) • 1-0
12/10/1981 ... H ... W, 69-61

BUFFALO • 1-0
12/28/2001 ... H/1 ... W, 76-29
(1) Tulane/Doubletree Classic, Fogelman Arena

CALIFORNIA • 0-1
12/07/2003 ... A/1 ... L, 61-66
(1) Oakland Tribune Classic, Berkley, Calif.

CALIFORNIA-IRVINE • 1-0
12/04/1992 ... 1 ... W, 64-48
(1) Disneyland Freedom Bowl Classic, Irvine, Calif.

CALIFORNIA-SANTA BARBARA • 1-0
03/15/1997 ... 1 ... W, 72-69
(1) NCAA East Region 1st & 2d Rounds, Wash., D.C.

CALIFORNIA STATE FULLERTON • 1-0
11/29/2010 ... 1 ... W, 80-62
(1) Colliers International Classic, Berkeley, Calif.

CENTRAL CONNECTICUT STATE • 1-0
12/18/2005 ... H ... W, 72-60

CENTRAL FLORIDA (UCF) • 10-6
01/21/1985 ... H ... L, 70-75 (ot)
02/08/1985 ... A ... L, 61-63
01/18/1987 ... H ... W, 117-91
01/13/2006 ... A ... L, 52-60
03/02/2006 ... 1 ... W, 69-52
01/28/2007 ... H ... W, 85-47
02/22/2008 ... A ... L, 71-77
02/21/2009 ... H ... W, 73-64
01/31/2010 ... A ... W, 72-70
03/09/2010 ... 2 ... W, 63-62
02/17/2011 ... A ... L, 69-73 (ot)
03/12/2011 ... 3 ... L, 73-85
01/08/2012 ... H ... W, 64-52
01/31/2013 ... A ... W, 57-55
01/13/2015 ... A ... W, 71-70
02/10/2015 ... H ... W, 66-55
(1) Conference USA Tournament, Dallas, Texas
(2) Conference USA Tournament, Tulsa, Okla.
(3) Conference USA Tournament, El Paso, Texas

CHARLOTTE • 15-8
01/27/1992 ... A ... L, 41-63
02/17/1992 ... H ... L, 50-75
01/18/1993 ... A ... L, 48-77
02/13/1993 ... H ... W, 62-58
03/10/1993 ... 1 ... L, 44-69
01/17/1994 ... H ... W, 75-61
02/28/1994 ... A ... L, 62-67
02/10/1995 ... A ... W, 71-57
02/24/1995 ... H ... W, 85-83 (ot)
01/05/1996 ... H ... W, 75-70
02/25/1996 ... A ... W, 64-53
01/10/1997 ... A ... W, 77-69
01/25/1998 ... H ... W, 93-55
01/22/1999 ... A ... W, 70-52
02/27/1999 ... H/2 ... W, 69-60
01/30/2000 ... A ... W, 78-68
03/05/2000 ... 3 ... W, 79-75
01/07/2001 ... H ... W, 78-64
02/22/2002 ... H ... W, 65-57
03/02/2003 ... A ... L, 80-86
01/18/2004 ... H ... L, 61-72
01/28/2005 ... A ... L, 38-62
01/22/2014 ... A ... W, 78-76 (OT)
(1) Metro Conference Tournament, Louisville, Ky.
(2) C-USA Tournament, Fogelman Arena
(3) Conference USA Tournament, Louisville, Ky.

CHICAGO STATE • 0-1
12/03/2005 ... 1 ... L, 64-65
(1) Fiesta Bowl Classic, Tucson, Ariz.

CINCINNATI • 12-15
12/17/1979 ... 1 ... W, 65-56
02/07/1981 ... H/2 ... L, 73-90
01/30/1982 ... A ... L, 59-81
03/06/1983 ... 1 ... L, 58-82
01/09/1984 ... A ... L, 58-85
01/05/1985 ... H ... L, 67-80 (ot)
01/04/1986 ... A ... L, 68-87
01/30/1990 ... H ... L, 52-56
02/17/1990 ... A ... L, 53-61
01/07/1991 ... A ... L, 64-72
02/04/1991 ... H ... W, 79-59
01/21/1996 ... H ... W, 73-64
01/26/1997 ... A ... W, 79-67
02/02/1998 ... A ... W, 82-78 (ot)
02/28/1998 ... 3 ... L, 62-77
01/31/1999 ... H ... L, 51-70
03/01/1999 ... H/4 ... W, 58-44
01/14/2000 ... A ... L, 59-70
03/04/2000 ... 3 ... W, 91-78
01/28/2001 ... H ... W, 83-74
03/05/2001 ... 5 ... W, 63-50
02/01/2002 ... H ... L, 50-76
03/04/2002 ... 6 ... L, 56-68
02/02/2003 ... A ... W, 62-53
02/15/2004 ... H ... W, 61-50
02/18/2005 ... A ... L, 41-55
12/28/2014 ... A ... W, 60-50
(1) Metro Conference Tourn., Louisville, Ky.
(2) Metro Conference Tournament, at Tulane
(3) Conference USA Tournament, Louisville, Ky.
(4) C-USA Tournament, Fogelman Arena
(5) Conference USA Tournament, Milwaukee, Wis.
(6) Conference USA Tournament, Chicago, Ill.

COLBY COLLEGE • 1-0
01/01/1984 ... 1 ... W, 66-63
(1) Rollins College, Winter Park, Fla.

COLLEGE OF CHARLESTON • 1-0
12/28/2011 ... H/1 ... W, 57-42
(1) Tulane/DoubleTree Classic, Fogelman Arena

COLORADO • 1-1
03/15/1996 ... A/2 ... L, 75-83
12/06/1997 ... 3 ... W, 63-62
(2) NCAA West Region First Round, Boulder, Colo.
(3) Women's Classic, Fairfield, Conn.

COLORADO STATE • 2-1
11/26/1994 ... A/1 ... L, 56-76
12/29/1996 ... H/2 ... W, 105-72
03/16/2002 ... 3 ... W, 73-69
(1) Coors-Rocky Mountain Invite, Colorado Springs, Colo.
(2) Tulane/Doubletree Classic, Fogelman Arena
(3) NCAA West Region 1st & 2nd Rounds, Palo Alto, Calif.

COLUMBIA • 1-0
01/04/1992 ... H ... W, 57-46

CONNECTICUT (UCONN) • 0-2
02/14/15 ... A ... L, 87-39
02/23/15 ... H ... L, 94-47

CORNELL • 1-0
12/30/1990 ... H ... W, 78-57

CREIGHTON • 0-1
01/17/1987 ... H ... L, 73-87

DePAUL • 5-7
02/11/1996 ... A ... L, 73-81
03/02/1996 ... 1 ... L, 73-85
02/16/1997 ... H ... W, 67-59
01/17/1998 ... H ... W, 91-81
01/18/1999 ... A ... W, 81-72
02/03/2000 ... H ... W, 86-76
02/04/2001 ... A ... L, 62-72
01/25/2002 ... A ... L, 69-77
03/02/2002 ... A/2 ... W, 88-83
02/09/2003 ... H ... L, 50-69
01/25/2004 ... A ... L, 60-99
01/21/2005 ... H ... L, 50-80
(1) Conference USA Tournament, Birmingham, Ala.
(2) Conference USA Tournament, Chicago, Ill.

DETROIT – 1-1
12/30/1991 ... H ... L, 61-68
12/05/2010 ... H/1 ... W, 63-55
(1) Big Easy Classic, Fogelman Arena

DILLARD • 5-4
01/30/1976 ... H ... W, 57-45
02/12/1976 ... A ... W, 48-44
02/8/1977 ... A ... L, 45-60
02/14/1977 ... H ... L, 47-55
12/07/1977 ... A ... L*
02/20/1978 ... H ... L, 46-55
12/13/1985 ... 1 ... W, 81-67
12/02/1986 ... H ... W, 100-85
12/07/1987 ... A ... W, 91-72
** Score not available*
(1) Lakefront Arena, New Orleans, La.

DRAKE • 1-1
12/21/2001 ... A ... L, 58-67
12/09/2002 ... H ... W, 74-61

DUKE • 0-1
12/29/1988 ... H ... L, 72-78

EAST CAROLINA • 13-6
11/29/1986 ... 1 ... L, 65-75
02/24/2002 ... H ... W, 68-51
02/28/2003 ... A ... W, 85-64
01/16/2004 ... H ... L, 58-65
01/30/2005 ... A ... W, 64-62
02/19/2006 ... H ... W, 81-78
02/17/2007 ... A ... L, 68-76
02/07/2008 ... A ... W, 70-65
02/09/2009 ... H ... W, 72-69
02/13/2010 ... A ... W, 56-51
03/10/2010 ... 2 ... W, 73-64
01/13/2011 ... H ... W, 71-61
03/10/2011 ... 3 ... W, 83-72
02/02/2012 ... A ... W, 63-49
03/08/2012 ... 4 ... W, 67-51
01/27/2013 ... H ... L, 52-55
01/15/2014 ... H ... L, 65-69
01/07/2015 ... A ... W, 76-63
01/31/2015 ... H ... L, 67-63
(1) Statesboro, Ga.
(2) Conference USA Tournament, Tulsa, Okla.
(3) Conference USA Tournament, El Paso, Texas
(4) Conference USA Tournament, Memphis, Tenn.

EASTERN KENTUCKY • 0-1
12/02/1989 ... H/1 ... L, 68-71
(1) Lady Green Wave Classic, Fogelman Arena

EASTERN MICHIGAN • 1-0
12/29/2012 ... H/1 ... W, 71-65
(1) Tulane/DoubleTree Classic

EASTERN WASHINGTON • 1-0
11/26/1995 ... H ... W, 85-63

FAIRFIELD • 2-0
12/28/1993 ... H/1 ... W, 84-80
12/07/1997 ... A/2 ... W, 63-36
(1) Pontchartrain Center, Metairie, La.
(2) Women's Classic, Fairfield, Conn.

FLORIDA • 2-1
01/25/1982 ... H ... W, 54-52
01/12/1983 ... A ... L, 61-83
12/02/2001 ... H/1 ... W, 57-51
(1) Tulane Invitational, Fogelman Arena

FLORIDA ATLANTIC • 1-0
02/12/2014 ... A ... W, 74-62

FLORIDA INTERNATIONAL • 2-2
03/07/1987 ... A ... L, 59-64
11/25/2006 ... A/1 ... W, 69-64
02/15/2014 ... H ... W, 66-55
03/13/2014 ... N/1 ... L, 55-69
(1) FIU Thanksgiving Classic, Miami, Fla.
(2) Conference-USA Tournament 1st Rd, El Paso, Texas

FLORIDA STATE • 7-12
12/09/1978 ... H ... W, 78-67
12/19/1979 ... 1 ... W, 95-74
02/16/1980 ... H ... W, 75-65
02/05/1981 ... H/2 ... W, 70-60
02/08/1982 ... H ... L, 70-89
01/15/1983 ... A ... L, 56-81
02/05/1983 ... H ... L, 66-91
01/28/1984 ... H ... W, 77-71
02/20/1984 ... A ... L, 79-86
01/26/1985 ... H ... W, 59-56
02/10/1985 ... A ... L, 47-81
01/24/1986 ... A ... L, 70-71
02/08/1986 ... H ... W, 75-60
01/08/1990 ... A ... L, 66-103
02/05/1990 ... H ... L, 45-100
01/28/1991 ... A ... L, 60-87
02/25/1991 ... H ... L, 66-104
03/16/2001 ... 3 ... L, 70-72
12/22/2014 ... H ... L, 65-54
(1) Metro Conference Tourn., Louisville, Ky.
(2) Metro Conference Tournament, at Tulane
(3) NCAA Midwest Region First Round, Ames, Iowa

FORDHAM • 1-0
12/29/2006 ... H/1 ... W, 78-44
(1) Tulane/DoubleTree Classic, Fogelman Arena

FURMAN • 2-0
12/15/1986 ... H ... W, 93-61
12/28/1998 ... H/1 ... W, 92-56
(1) Tulane/Doubletree Classic, Fogelman Arena

GEORGETOWN • 1-1
12/04/1999 ... H ... W, 72-62
12/02/2000 ... A ... L, 64-69

GEORGE MASON • 1-1
11/29/2003 ... H ... L, 60-61
11/21/2004 ... A ... W, 62-56

GEORGE WASHINGTON • 0-3
12/03/1994 ... H/1 ... L, 57-69
02/13/1996 ... A ... L, 70-73
03/17/1997 ... 2 ... L, 67-81
(1) Green Wave Classic, Fogelman Arena
(2) NCAA East Region 1st & 2nd Rounds, Wash., D.C.

GEORGIA • 0-1

Series Results

03/20/2010.....1 .....L, 59-64
(1) NCAA Sacramento Regional 1st & 2nd Round, Tempe, Ariz.

GEORGIA SOUTHERN • 0-2
11/28/1986.....A .....L, 78-82
02/13/1991..... H .....L, 67-73

GEORGIA STATE • 1-2
12/10/1976..... H .....L, 54-65
02/10/1978.....A .....L, 41-65
12/08/1978..... H ..... W, 62-56

GEORGIA TECH • 0-4
02/11/1978.....A .....L, 58-63
01/10/1981.....A .....L, 58-72
11/13/2007..... H .....L, 61-66
01/04/2009.....A .....L, 52-69

GRAMBLING STATE • 1-2
11/24/1981..... H .....L, 66-80
01/28/1983.....A .....L, 62-76
11/10/2000.....H/1..... W, 92-64
(1) Preseason Women's NIT

HAMPTON • 2-0
11/24/2001.....1 ..... W, 82-75
12/29/2011.....H/2..... W, 66-53
(1) San Juan Shootout, San Juan, Puerto Rico
(2) Tulane/DoubleTree Classic, Fogelman Arena

HARTFORD • 1-0
12/28/2000.....H/1..... W, 75-45
(1) Tulane/Doubletree Classic, Fogelman Arena

HARVARD • 2-0
11/25/1988.....1 ..... W, 72-56
12/05/1993.....A/2..... W, 93-71
(1) Houston, Texas
(2) Harvard Tournament, Boston, Mass.

HIGH POINT • 1-0
11/16/2001..... H ..... W, 86-62

HOFSTRA • 1-0
12/04/1993 .....1 ..... W, 90-54
(1) Harvard Tournament, Boston, Mass.

HOLY CROSS • 2-0
12/20/1995.....1 ..... W, 66-54
12/28/1997.....H/2..... W, 78-67
(1) Northern Lights Invitational, Anchorage, Alaska
(2) Tulane/Doubletree Invitational, Fogelman Arena

HOUSTON • 24-13
03/07/1979.....1 .....L, 57-65
12/23/1979..... H ..... W, 60-58
02/05/1997.....A ..... W, 95-49
01/02/1998..... H ..... W, 86-65
02/14/1998.....A ..... W, 73-45
01/03/1999.....A ..... W, 82-62
02/12/1999..... H ..... W, 85-62
01/21/2000.....A ..... W, 92-74
02/10/2000..... H ..... W, 83-53
01/14/2001..... H ..... L, 80-90 (ot)
02/11/2001.....A ..... W, 75-59
03/04/2001.....2 ..... W, 78-74
02/08/2002.....A .....L, 74-85
02/21/2003..... H ..... W, 65-62
02/08/2004.....A ..... L, 78-83 (3ot)
01/07/2005..... H .....L, 54-55
01/27/2006.....A ..... W, 61-54
02/10/2006..... H ..... W, 65-54
01/05/2007..... H ..... W, 83-61
02/01/2007.....A ..... W, 71-56
03/02/2007.....3 ..... W, 62-55
01/06/2008.....A .....L, 64-74
02/16/2008..... H ..... W, 73-69
01/09/2009..... H .....L, 56-58
02/12/2009.....A .....L, 53-60
01/08/2010..... H .....L, 68-70
02/27/2010.....A .....L, 62-74
02/06/2011..... H .....L, 70-85
03/05/2011.....A ..... L, 84-90 (ot)
03/11/2011.....4 ..... W, 70-60
02/09/2012.....A ..... W, 71-51
03/01/2012..... H ..... W, 71-43
02/02/2013.....A ..... W, 74-56
02/17/2013..... H ..... L, 70-71 (2ot)
12/30/2014..... H ..... W, 70-40
1/27/2015.....A ..... W, 63-46
3/6/2015.....5 ..... W, 64-39
(1) SWAIAW Regional Tournament
(2) Conference USA Tournament, Milwaukee, Wis.
(3) Conference USA Tournament, Tulsa, Okla.
(4) Conference USA Tournament, El Paso, Texas
(5) American Athletic Conf. Tournament; Uncasville, Conn.

HOWARD • 1-1
11/19/2004.....A .....L, 59-67
11/18/2005.....H/1 ..... W, 84-79
(1) Lubbock Christian University, Lubbock, Texas

IDAHO STATE • 1-0
11/25/11.....1 ..... W, 45-37
(1) Cancun Challenge, Cancun, Mexico

ILLINOIS STATE • 1-1
12/11/1982.....1 .....L, 54-89
11/14/2008.....H/2..... W, 75-62
(1) Ruston, La.
(2) Preseason WNIT First Round, Fogelman Arena

IMMACULATA • 1-0
12/31/1983.....1 ..... W, 86-67
(1) Rollins College, Winter Park, Fla.

INDIANA STATE • 2-0
12/06/2008.....H/1..... W, 66-55
12/29/2013.....H/2..... W, 51-45
(1) Big Easy Classic, Fogelman Arena
(2) Tulane/DoubleTree Classic

IONA • 1-0
01/05/1993..... H ..... W, 86-49

IOWA STATE • 1-0
12/21/1996.....1 ..... W, 68-61
(1) Malibu Classic, Malibu, Calif.

JACKSON STATE • 2-0
03/14/2007.....H/1..... W, 76-43
12/05/2008.....2 ..... W, 74-48
(1) WNIT First Round, Fogelman Arena
(2) Big Easy Classic, Lakefront Arena

JACKSONVILLE STATE • 1-0
11/23/2004..... H ..... W, 54-51

JAMES MADISON • 2-0
11/22/2002.....A ..... W, 58-46
12/18/2003..... H ..... W, 66-64

KANSAS • 0-1
03/13/1998.....1 .....L, 68-72
(1) NCAA West Region First Round, Iowa City, Iowa

KANSAS STATE • 1-0
11/21/2007.....1 ..... W, 60-57
(1) Cancun Caribbean Challenge, Cancun, Mexico

KENT STATE • 1-0
12/01/1989.....H/1..... W, 60-57
(1) Lady Green Wave Classic, Fogelman Arena

LAMAR • 1-3
11/26/1983..... H .....L, 74-80
11/24/1984..... H .....L, 63-69
12/07/1984.....A .....L, 59-63
12/20/2006..... H ..... W, 83-70

LEHIGH • 1-0
12/04/2005.....1 ..... W, 65-63
(1) Fiesta Bowl Classic, Tucson, Ariz.

LIBERTY • 0-1
11/20/2009.....1 .....L, 52-63
(1) Navy Classic, Annapolis, Md.

LONG ISLAND • 1-0
12/28/2009.....H/1..... W, 82-59
(1) Tulane/DoubleTree Classic

LONGWOOD • 1-0
12/05/2009.....1 ..... W, 73-58
(1) Big Easy Classic, Lakefront Arena

LOUISIANA-LAFAYETTE • 22-6
01/23/1976.....A/1.....L, 44-56
01/21/1977..... H ..... W, 74-69
02/04/1977.....A ..... W, 60-49
02/23/1977.....2 ..... W, 59-55
01/21/1978.....A ..... W, 59-44
02/17/1978..... H ..... W, 74-52
02/24/1978.....3 .....L, 41-65
01/13/1979.....A .....L, 62-77
02/02/1979..... H ..... W, 52-33
11/29/1980.....A .....L, 74-91
01/23/1981..... H ..... W, 82-53
11/20/1981..... H ..... W, 84-83
02/12/1982..... H ..... W, 75-67
11/23/1985.....A ..... W, 80-65
11/29/1987.....4 ..... W, 73-67
01/24/1989.....A ..... W, 82-73
11/28/1989.....A ..... W, 85-83(ot)
01/02/1990..... H ..... W, 79-72
12/05/1990..... H ..... W, 77-59
01/30/1991.....A .....L, 58-64
12/02/1991..... H ..... W, 76-47
01/12/1994.....A ..... W, 83-58
02/21/1995..... H ..... W, 84-33
12/09/1996.....A ..... W, 81-38
11/27/2007.....A ..... W, 89-61
11/26/2008..... H ..... W, 80-65
12/21/2011.....A ..... W, 75-40
12/19/2012..... H ..... L, 64-65 (ot)
(1) Southwestern Louisiana Tournament, Lafayette, La.
(2) LAIAW State Tournament, Ruston, La.
(3) LAIAW State Tournament, Baton Rouge, La.
(4) Baton Rouge, La.

LOUISIANA-MONROE (ULM) • 10-6
01/23/1976.....1 .....L, 39-59
02/06/1076.....2 .....L, 30-71
03/04/1976.....H/3.....L, 54-65
12/03/1977..... H ..... W, 71-66
12/02/1978..... H .....L, 59-76
02/22/1979.....A/4.....L, 57-68
02/26/1981.....5 ..... W, 80-59
03/24/1994.....6 ..... W, 78-75
11/21/2003.....A .....L, 67-70
12/01/2004..... H ..... W, 66-57
12/29/2007..... H ..... W, 77-72
11/29/2008.....A ..... W, 62-60
11/13/2009..... H ..... W, 86-52
12/20/2010.....A ..... W, 78-67
11/14/2011..... H ..... W, 62-45
11/12/2012.....A ..... W, 70-60
(1) Southwestern Louisiana Tournament, Lafayette, La.
(2) LSU Tournment, Baton Rouge, La.
(3) LAIAW State Tournament, at Fogelman Arena
(4) LAIAW State Tournament, Monroe, La.
(5) LAIAW Championship, Hammond, La.
(6) NWIT, Amarillo, Texas

LOUISIANA STATE (LSU) • 7-29
02/10/1976..... H .....L, 39-84
01/31/1977.....A .....L, 42-74
11/27/1979.....A .....L, 56-86
01/26/1981..... H .....L, 79-92
12/05/1981.....A .....L, 52-87
11/27/1982.....A .....L, 60-88
12/10/1983..... H .....L, 57-106
11/27/1984.....A .....L, 52-99
02/24/1986..... H .....L, 65-74
12/29/1986.....A .....L, 53-91
02/15/1988..... H .....L, 55-73
01/31/1989.....A .....L, 63-84
02/22/1990..... H .....L, 57-83
01/23/1991.....A .....L, 46-71
02/19/1992..... H .....L, 61-70
02/03/1993.....A .....L, 74-86
02/21/1994..... H .....L, 60-73
01/18/1995.....A ..... W, 57-50
12/28/1995..... H .....L, 58-61
01/28/1997.....A ..... L, 74-75 (ot)
11/291997..... H ..... W, 65-54
11/14/1998.....A .....L, 54-81
12/31/1999..... H ..... W, 76-72
12/10/2000.....A .....L, 61-68
12/30/2003.....H/13.....L, 42-65
01/02/2005.....A .....L, 45-79
12/20/2005.....A .....L, 60-89
11/19/2006..... H .....L, 39-59
12/2/2007..... H .....L, 36-52
11/24/2008.....A .....L, 47-63
11/25/2009..... H ..... L, 65-73 (ot)
11/23/2010.....A ..... W, 54-52
11/19/2011..... H .....W, 65-63 (ot)
12/09/2012.....A .....W, 66-64 (ot)
01/05/2014..... H .....L, 35-63
11/19/2014.....A ..... W, 51-45
(1) New Orleans Arena

LOUISIANA TECH • 3-8
02/22/1977.....A/1.....L, 52-99
12/12/1981.....A .....L, 50-103
03/03/1988..... H .....L, 62-92
02/23/1989.....A .....L, 39-77
11/15/1996.....A/2.....L, 50-77
12/07/2002.....H/3.....L, 53-68
12/02/2003.....A .....L, 37-96
12/17/2010..... H .....L, 72-78
12/02/2011.....A ..... W, 61-52
11/09/2012..... H ..... W, 66-59
01/25/2014..... H ..... W, 75-61
(1) LAIAW State Tournament, Ruston, La.
(2) Preseason WNIT, Ruston, La.
(3) New Orleans Arena

LOUISVILLE • 10-20
01/19/1980..... H .....L, 61-72
01/07/1984.....A .....L, 65-85
01/03/1985..... H .....L, 65-84
01/06/1986.....A ..... W, 64-61
01/30/1987..... H ..... W, 75-69
01/27/1990..... H .....L, 64-65
02/19/1990.....A .....L, 52-77
01/05/1991.....A .....L, 43-76
02/02/1991..... H .....L, 62-78
01/20/1992..... H .....L, 55-66
03/07/1992.....A .....L, 64-84
01/09/1993..... H ..... W, 85-79
02/08/1993.....A .....L, 74-87
01/08/1994.....A .....L, 67-79
02/13/1994..... H ..... W, 77-62
01/15/1995.....A .....L, 56-74
02/05/1995..... H ..... W, 79-69
03/09/1995.....A/1..... L, 65-70 (ot)
01/26/1996.....A .....W, 73-72 (ot)
01/31/1997..... H ..... W, 77-72
03/02/1997.....2 ..... W, 76-74
01/31/1998.....A .....L, 66-81
01/29/1999..... H .....L, 58-63
02/28/1999.....H/3..... W, 87-74
01/16/2000.....A .....L, 72-75
01/26/2001..... H .....L, 60-64
02/03/2002..... H ..... W, 70-54
01/31/2003.....A .....L, 70-77
02/13/2004..... H .....L, 47-48
02/20/2005.....A .....L, 51-70
(1) Metro Tournament, Louisville, Ky.
(2) Conference USA Tournament, Chicago, Ill.
(3) C-USA Tournament, Fogelman Arena

LOYOLA (Maryland) • 1-0
11/21/2009.....1 ..... W, 58-43
(1) Navy Classic, Annapolis, Md.

LOYOLA (New Orleans) • 4-0
11/21/2006..... H ..... W, 94-50
11/11/2011..... H ..... W, 74-49
01/07/2013..... H ..... W, 81-41
12/08/2013..... H ..... W, 82-66

MAINE • 1-1
12/30/1987.....A .....L, 57-65
12/29/1998.....H/1..... W, 85-76
(1) Tulane/Doubletree Classic, Fogelman Arena

MARIST • 0-1
12/27/2003.....H/1.....L, 46-60
(1) Tulane/Doubletree Classic, Fogelman Arena

MARQUETTE • 7-6
02/09/1996..... H ..... W, 63-51
02/14/1997..... H ..... W, 76-70
03/03/1997.....1 ..... W, 76-53
01/20/1998.....A .....L, 58-77
01/14/1999..... H ..... W, 86-73
02/05/2000..... H .....L, 62-81
02/02/2001.....A ..... W, 78-66
03/03/2001.....A/2..... W, 59-58
01/27/2002.....A .....L, 44-65
02/07/2003..... H .....L, 47-59
01/23/2004.....A .....L, 55-69
03/04/2004.....3 .....L, 44-61
01/23/2005..... H ..... W, 74-54
(1) Conference USA Tournament, Chicago, Ill.
(2) Conference USA Tournament, Milwaukee, Wis.
(3) Conference USA Tournament, Fort Worth, Texas

MARSHALL • 9-1
02/17/2006..... H ..... W, 58-40
02/15/2007.....A ..... W, 67-64
02/10/2008..... H ..... W, 61-56
03/03/2008.....1 .....L, 58-65
02/5/2009.....A ..... W, 58-45
02/11/2010.....A ..... W, 64-54
01/16/2011.....A ..... W, 68-38
01/29/2012..... H ..... W, 68-52
01/13/2013.....A ..... W, 67-57
01/09/2014.....A ..... W, 77-61
(1) Conference USA Tournament, Orlando, Fla.

MARY CREST • 1-0
01/08/1979..... H ..... W, 86-56

MASSACHUSETTS (UMass) • 1-0
12/29/1987.....1 ..... W, 64-61
(1) Portland, Maine

McNEESE STATE • 9-12
12/11/1976..... H .....L, 50-58
02/05/1977.....A .....L, 48-79
02/21/1980.....1 .....L, 52-75
01/31/1981..... H .....L, 72-75
12/03/1982..... H .....L, 75-87
02/18/1983.....A .....L, 70-86
12/08/1985.....A .....L, 66-82
12/30/1986..... H .....L, 72-85
11/27/1987.....2 .....L, 72-78
01/12/1988.....A .....L, 63-70
02/14/1989..... H ..... W, 75-73
12/08/1989.....A .....L, 56-59
01/30/1992..... H ..... W, 72-55
03/01/1993.....A .....L, 80-82
12/19/1994..... H ..... W, 73-62
12/02/1995.....A ..... W, 77-73
12/01/2001.....H/3..... W, 90-34
12/22/2009..... H ..... W, 75-45
12/30/2012.....H/4..... W, 69-63
11/11/2013..... H ..... W, 74-49
11/16/2014..... H ..... W, 75-55
(1) LAIAW State Tournament, Ruston, La.
(2) Baton Rouge, La.
(3) Tulane Invitational
(4) Tulane/DoubleTree Classic

MEMPHIS • 18-23
12/18/1979.....1 .....L, 62-75
02/06/1981.....H/2.....L, 81-88
01/16/1982.....A .....L, 63-78
01/06/1983.....A .....L, 62-87
02/22/1983..... H .....L, 68-90
02/06/1984..... H .....L, 57-64
02/16/1984.....A .....L, 64-79
01/24/1985..... H .....L, 65-85
02/16/1985.....A .....L, 57-67
02/10/1986..... H .....L, 83-89
02/15/1986.....A .....L, 69-92
01/15/1990..... H ..... W, 79-76
02/12/1990.....A .....L, 69-81
01/10/1991..... H .....L, 68-78
02/09/1991.....A .....L, 65-85

12/21/1991 H L, 56-68
01/02/1993 A W, 60-59
01/28/1996 A L, 64-96
01/05/1997 H L, 73-86
01/11/1998 A L, 77-90
02/06/1998 H W, 89-67
01/08/1999 H W, 98-51
02/06/1999 A W, 72-63
01/09/2000 H W, 83-67
02/19/2000 A W, 87-67
01/19/2001 A W, 67-58
02/16/2001 H L, 61-76
01/11/2002 A W, 77-59
01/19/2003 H W, 70-46
01/31/2004 H L, 64-76
01/14/2005 A L, 53-56
01/22/2006 H W, 74-58
02/07/2007 A W, 77-61
01/18/2008 H L, 66-74
02/31/2009 A W, 59-44
02/18/2010 H W, 86-61
02/20/2011 H W, 75-63
01/05/2012 A L, 59-61
03/09/2012 A/3 W, 63-44
01/20/2013 H W, 72-62
02/21/2015 H W, 75-65
(1) Metro Conference Tourn., Louisville, Ky.
(2) Metro Conference Tournament, at Tulane
(3) Conference USA Tournament, Memphis, Tenn.

MERCER • 0-1
12/06/1983 1 L, 67-79
(1) Jaguar Gym, Mobile, Ala.

MIAMI (Florida) • 3-1
03/06/1987 A L, 72-76
11/22/1998 H W, 63-56
11/28/1999 A W, 75-66
12/19/2014 H/1 W, 70-65
(1) Tulane DoubleTree Classic; Devlin Fieldhouse

MIAMI (Ohio) • 2-0
01/02/2006 H W, 88-72
12/03/2006 A W, 82-67

MICHIGAN • 1-0
11/27/1988 1 W, 58-57
(1) Houston, Texas

MIDDLE TENNESSEE • 0-1
03/05/2014 H L, 52-64

MINNESOTA • 0-1
03/22/2003 1 L, 48-68
(1) NCAA West Region First Round, Palo Alto, Calif.

MISSISSIPPI • 2-2
12/10/1994 1 L, 51-81
11/30/1996 H W, 69-54
11/211997 A W, 68-55
11/30/2013 H L, 66-89
(1) Metro-SEC Challenge, Jackson, Miss.

MISSISSIPPI COLLEGE • 4-1
01/25/1983 H W, 84-81
01/29/1983 A L, 65-72
12/04/1987 H W, 74-72
02/26/1988 1 W, 89-77
02/06/1989 A W, 77-61
(1) Starkville, Miss.

MISSISSIPPI STATE • 5-6
02/27/1988 A L, 58-66
02/11/1989 H W, 62-56
01/15/1992 H L, 49-55
01/25/1994 A W, 92-84
01/03/1995 H W, 85-64
12/09/1995 A W, 71-63
03/18/2007 A/1 L, 73-79
11/16/2010 H W, 62-42
12/04/2011 A L, 55-70
03/20/2014 A/2 L, 68-77
03/20/2015 3 L, 57-47
(1) WNIT Second Round, Starkville, Miss.
(2) WNIT First Round, Starkville, Miss.
(3) NCAA First Round; Durham, N.C.

MISSISSIPPI VALLEY STATE • 2-0
03/15/2012 H/1 W, 68-61
11/14/2014 H W, 87-47
(1) WNIT, Fogelman Arena

MISSOURI-KANSAS CITY (UMKC) • 2-0
01/04/1988 H W, 92-69
11/15/1997 A W, 75-47

MISSOURI STATE • 1-1
12/04/2000 H L, 61-67
12/05/2001 A W, 49-46

NEBRASKA • 1-0
11/25/2001 1 W, 84-78
(1) San Juan Shootout, San Juan, Puerto Rico

NEVADA-LAS VEGAS (UNLV) • 1-0
12/11/1992 H W, 65-59

NEW ORLEANS (UNO) • 20-30
02/17/1976 A L, 37-49
02/25/1976 H W, 56-44
01/18/1977 A L, 61-64
02/2/1977 H W, 64-61
01/19/1978 H W, 66-33
02/14/1978 A W, 53-45
11/28/1978 A W, 65-63
02/13/1979 H L, 62-64
12/30/1979 H W, 93-71
02/12/1980 A W, 88-68
01/17/1981 H L, 75-96
02/22/1981 A L, 99-109
01/23/1982 H W, 81-80
02/06/1982 A L, 65-89
01/22/1983 H L, 69-86
02/01/1983 A L, 74-91
01/21/1984 H L, 72-97
02/18/1984 A L, 69-86
01/19/1985 H L, 64-81
02/05/1985 A L, 55-65
12/14/1985 A L, 60-61
01/28/1986 H L, 74-95
02/18/1986 A L, 61-75
02/04/1987 H L, 70-87
03/04/1987 A L, 48-65
02/08/1988 A L, 42-69
03/08/1988 H L, 72-84
01/16/1989 A L, 69-80
02/20/1989 H L, 67-73
01/11/1990 H L, 63-67
02/24/1990 A L, 40-69
12/08/1990 A L, 59-63
02/28/1991 H L, 46-82
01/13/1992 A L, 60-79
02/12/1992 H L, 64-75
01/14/1993 A L, 61-79
02/19/1993 H W, 75-64
02/01/1994 H W, 62-61
02/16/1994 A L, 63-74
01/10/1995 H W, 80-65
01/16/1996 H/1 W, 67-65
11/25/1996 H/2 W, 91-77
01/14/1997 A W, 68-65
01/27/1998 H W, 88-64
01/16/1999 H W, 71-51
11/19/2000 H/3 W, 100-67
01/07/2002 A L, 69-76
01/13/2003 H W, 81-59
11/21/2011 H W, 86-39
11/08/2013 H W, 81-46
(1) Sugar Bowl Classic, Louisiana Superdome
(2) NOKIA Sugar Bowl Classic, Louisiana Superdome
(3) Alario Center, Westwego, La.

NICHOLLS STATE • 30-12
03/05/1976 H/1 L, 44-49
02/16/1977 A L, 68-73
12/05/1977 A L, 75-90
01/24/1978 H W, 67-50
01/26/1979 H W, 65-63
02/06/1979 A W, 65-63
11/30/1979 H W, 73-61
01/28/1980 A L, 67-73
11/26/1980 H W, 96-53
01/20/1981 A W, 77-66
01/11/1982 H W, 69-63
01/27/1982 A W, 55-49
02/10/1983 H W, 77-53
03/02/1983 A W, 68-53
01/13/1984 H W, 83-63
02/14/1984 A L, 68-75
01/30/1985 A L, 58-73
02/13/1985 H W, 80-78 (2ot)
01/22/1986 A L, 65-74
02/26/1986 H W, 92-76
02/10/1987 H L, 66-73
02/21/1987 A L, 61-63
01/16/1988 A L, 59-76
02/24/1988 H W, 61-49
01/21/1989 H W, 86-62
02/18/1989 A W, 79-64
01/23/1990 A L, 61-74
01/18/1991 A L, 53-59
02/15/1991 H W, 70-56
02/27/1992 H W, 73-48
12/11/1993 H/2 W, 70-45
02/06/1996 H W, 62-43
02/18/1997 A W, 77-57
12/21/1999 A/3 W, 81-51
11/17/2000 H W, 73-54
12/11/2001 H W, 71-48
12/20/2003 H W, 77-55
12/19/2004 H W, 73-68
01/02/2008 H/4 W, 69-47
12/17/2008 A W, 108-66
12/29/2010 H/5 W, 84-65
12/3/2014 H W, 77-44
(1) LAIAW State Tournament, at Tulane
(2) Green Wave Classic, Fogelman Arena
(3) Houma Civic Center
(4) New Orleans Arena
(5) Tulane/DoubleTree Classic, Fogelman Arena

NORTH CAROLINA STATE • 1-1
11/24/2013 A L, 55-69
11/24/2014 H W, 60-51

NORTH CAROLINA-ASHVILLE • 1-0
11/26/1999 H W, 96-32

NORTH CAROLINA-GREENSBORO • 3-0
12/31/1995 A/1 W, 71-69
12/28/1996 H/2 W, 89-46
12/28/2002 H/2 W, 63-43
(1) Marriott Classic, Greensboro, N.C.
(2) Tulane/Doubletree Classic, Fogelman Arena

NORTH CAROLINA-WILMINGTON • 2-0
12/02/2012 H W, 73-58
11/22/2013 A W, 55-50

NORTH TEXAS • 5-0
12/06/1979 H W, 84-44
01/12/1981 H W, 84-68
12/09/2011 A W, 55-47
12/22/2012 H W, 73-62
02/05/2014 H W, 56-55

NORTHEASTERN • 1-0
12/28/2013 H/1 W, 85-49
(1) Tulane/DoubleTree Classic

NORTHERN ILLINOIS • 1-0
11/22/2007 1 W, 70-57
(1) Cancun Caribbean Challenge, Cancun, Mexico

NORTHERN IOWA • 1-0
11/29/2014 1 W, 71-48
(1) Hofstra Thanksgiving Tournament; Hempstead, N.Y.

NORTHWEST MISSOURI STATE • 1-0
01/06/1982 H W, 70-68

NORTHWESTERN STATE • 2-4
02/06/1976 1 L, 64-101
11/24/1978 H W, 66-59
02/23/1979 2 L, 61-66
12/04/1979 H W, 63-60
01/10/1980 A L, 58-70
12/09/1982 3 L, 53-73
(1) LSU Tournment, Baton Rouge, La.
(2) LAIAW State Tournament, Monroe, La.
(3) Ruston, La.

OKLAHOMA • 1-1
01/08/1987 A L, 53-84
01/09/1988 H W, 82-75

OLD DOMINION • 2-0
12/30/2010 H/1 W, 62-59
01/11/2014 A W, 92-62
(1) Tulane/DoubleTree Classic, Fogelman Arena

ORAL ROBERTS • 1-2
02/03/1986 H W, 74-71
01/05/1987 A L, 72-85
03/21/2011 A/1 L, 86-92
(1) WNIT 2nd Round, Tulsa, Okla.

OREGON • 1-0
11/25/1985 H W, 81-62

OREGON STATE • 1-1
11/29/2002 A L, 51-56
11/25/2003 H W, 73-58

PENNSYLVANIA • 2-0
12/31/1992 H W, 72-58
12/08/2001 H W, 82-64

PENN STATE • 0-1
12/15/1981 H L, 72-77

PEPPERDINE • 2-0
12/22/1996 A/1 W, 58-49
12/29/2004 H/1 W, 62-40
(1) Malibu Classic, Malibu, Calif.
(2) Tulane/DoubleTree Classic, Fogelman Arena

PHILLIPS COLLEGE • 1-0
01/02/1986 H W, 77-73 (ot)

PITTSBURGH • 0-1
03/26/1994 1 L, 66-71
(1) NWIT, Amarillo, Texas

PORTLAND • 2-0
12/01/2002 A W, 86-56
12/21/2004 H W, 68-57

PORTLAND STATE • 0-1
11/27/2010 1 L, 76-83
(1) Colliers International Classic, Berkeley, Calif.

PRAIRIE VIEW A&M • 2-0
12/10/1993 H/1 W, 80-38
12/04/2009 H/2 W, 67-63
(1) Green Wave Classic, Fogelman Arena
(2) Big Easy Classic, Fogelman Arena

PRINCETON • 1-0
12/29/1991 H W, 75-69

PROVIDENCE • 2-0
12/27/1999 H/1 W, 81-57
12/21/2008 H/1 W, 68-46
(1) Tulane/Doubletree Classic, Fogelman Arena

PUERTO RICO-MAYAGUEZ • 1-0
11/23/2001 1 W, 109-39
(1) San Juan Shootout, San Juan, Puerto Rico

PURDUE • 0-3
11/29/2001 H/1 L, 52-64
01/02/2003 A L, 66-76
11/24/2011 2 L, 48-61
(1) New Orleans Arena
(2) Cancun Challenge, Cancun, Mexico

RHODE ISLAND • 2-0
11/17/2006 H W, 76-70
12/05/2007 A W, 74-65

RICE • 17-12
12/02/1980 A W, 73-53
12/08/1984 A L, 58-65
12/29/1984 H W, 52-47
12/06/1985 A W, 70-67 (ot)
12/28/1985 H W, 82-75
11/26/1988 A L, 78-81
02/02/1989 H W, 95-85
02/15/1992 A L, 48-59
01/20/1993 H L, 59-61
12/07/1994 A W, 70-66
11/29/1995 H W, 69-62
01/29/2006 A L, 69-82
02/12/2006 H L, 56-68
01/07/2007 H L, 52-61
02/03/2007 A W, 71-68
03/03/2007 1 L, 52-64
01/04/2008 A/2 W, 61-38
02/14/2008 H L, 73-78
01/11/2009 H W, 91-63
02/14/2009 A L, 54-62
01/10/2010 H W, 82-60
02/25/2010 A W, 81-69 (ot)
01/27/2011 H L, 70-74 (ot)
02/24/2011 A W, 82-77
01/12/2012 A L, 49-67
02/16/2012 H W, 50-47 (ot)
01/17/2013 A W, 69-65
02/14/2013 H W, 61-45
01/29/2014 A W, 62-55
(1) Conference USA Tournament, Tulsa, Okla.
(2) Houston Baptist, Houston, Texas

RICHMOND • 1-0
11/30/1998 A W, 77-72

ROBERT MORRIS • 1-1
12/30/1995 1 W, 84-52
12/20/2007 H/2 L, 71-82
(1) Marriott Classic, Greensboro, N.C.
(2) Tulane/DoubleTree Classic, Fogelman Arena

SACRAMENTO STATE • 1-0
12/02/1994 H/1 W, 64-55
(1) Green Wave Classic, Fogelman Arena

SAINT FRANCIS • 1-0
12/21/2013 N/1 W, 89-67
(1) FGCU Hilton Garden Inn/Homewood Suites Classic

SAINT JOSEPH'S • 1-1
03/13/1999 1 L, 72-83
12/03/2010 H/2 L, 67-58
(1) NCAA East Region First Round, Durham, N.C.
(2) Big Easy Classic, Fogelman Arena

SAINT LOUIS • 10-2
11/30/1985 H W, 84-67
01/19/1996 H W, 82-49
01/24/1997 A W, 75-53
03/01/1997 1 W, 75-57
01/23/1998 H W, 85-44
01/24/1999 A W, 73-52
01/28/2000 H W, 91-64
01/05/2001 A W, 52-51
01/13/2002 A L, 56-57
01/17/2003 H W, 58-50
02/02/2004 H W, 78-64
01/16/2005 A L, 71-80
(1) Conference USA Tournament, Chicago, Ill.

SAMFORD • 1-1
12/28/2005 H/1 L, 55-64
12/18/2014 H/1 W, 58-56
(1) Tulane/DoubleTree Classic, Fogelman Arena

SAM HOUSTON STATE • 2-1
01/7/1989 H W, 68-58
03/04/1989 A L, 49-63
03/21/2013 H/1 W, 65-57
(1) WNIT 1st Round

Series Results

SHORTER COLLEGE • 0-1
02/9/1978 A L*
** Score not available*

SIENA • 1-0
11/19/1999 A W, 97-92 (ot)

SOUTH ALABAMA • 8-11
01/13/1978 A W, 64-33
02/03/1979 H W, 73-62
02/10/1979 A L, 55-58
12/01/1979 A L, 63-75
01/16/1980 H L, 65-70
01/08/1983 H W, 82-72
02/12/1983 A L, 73-98
01/26/1984 A L, 68-80
02/04/1984 H L, 73-92
01/22/1987 H L, 88-90
02/08/1987 A L, 68-92
01/27/1988 A L, 62-93
02/20/1988 H L, 67-74
01/13/1989 A L, 69-91
03/01/1990 H W, 73-69
12/02/1996 A W, 76-54
12/11/1997 H W, 101-38
12/01/2009 A W, 73-71
11/13/2010 H W, 72-63

SOUTH CAROLINA • 0-12
01/23/1984 H L, 74-79
03/03/1984 1 L, 64-74
01/12/1985 A L, 67-75
03/02/1985 2 L, 66-76
01/11/1986 H L, 67-72
01/06/1990 A L, 52-86
02/03/1990 H L, 55-76
03/08/1990 1 L, 62-71
01/26/1991 A L, 49-73
02/23/1991 H L, 73-79
03/04/1991 3 L, 44-80
12/19/1995 4 L, 66-72
(1) Metro Tournament, Cincinnati, Ohio
(2) Metro Tournament, Hattiesburg, Miss.
(3) Metro Conference Tournament, Louisville, Ky.
(4) Northern Lights Invitational, Anchorage, Alaska

SOUTH FLORIDA (USF) • 19-12
02/03/1992 A L, 58-71
02/22/1992 H W, 83-62
01/23/1993 H W, 89-72
02/27/1993 A W, 96-78
02/05/1994 A L, 71-81
02/11/1994 H L, 73-77
03/08/1994 1 W, 76-70
01/29/1995 H W, 74-58
02/17/1995 A W, 73-67
03/08/1995 2 W, 67-62
01/12/1996 A W, 81-58
02/18/1996 H W, 76-45
01/17/1997 H W, 87-48
02/23/1997 A L, 70-81
01/04/1998 H W, 70-39
02/16/1998 A W, 55-52
01/01/1999 A L, 67-70
02/14/1999 H W, 99-60
01/23/2000 A W, 84-78
02/12/2000 H W, 87-66
01/12/2001 H W, 67-38
02/09/2001 A W, 70-52
01/20/2002 H L, 64-69
02/14/2003 A W, 87-55
02/22/2004 A L, 60-77
02/11/2005 H L, 61-65
12/30/2008 H L, 66-80
12/17/2009 A W, 76-72
01/04/2015 H L, 53-40
01/25/2015 A L, 64-45
03/08/2015 3 L, 78-69
(1) Metro Tournament, Biloxi, Miss.
(2) Metro Tournament, Louisville, Ky.
(3) American Athletic Conf. Tournament; Uncasville, Conn.

SOUTHEASTERN LOUISIANA • 14-6
02/02/1976 A L, 30-111
01/24/1981 A L, 67-70
02/18/1981 H W, 87-83
01/08/1982 H W, 60-56
02/03/1982 A L, 58-63
12/03/1983 H W, 86-78 (ot)
01/17/1984 A L, 73-89
01/15/1985 A L, 60-62
01/28/1985 H W, 84-73
01/24/1987 A L, 63-69
02/18/1987 H W, 66-59
01/23/1988 H W, 70-54
02/11/1988 A W, 74-57
01/28/1989 A W, 77-70
02/27/1989 H W, 71-69
12/19/2002 H W, 86-43
01/21/2006 A W, 69-62
01/04/2010 A W, 81-45
01/03/2011 H W, 85-57
11/19/2013 H W, 80-52

SOUTHERN • 4-4
02/24/1977 1 L, 50-96
02/27/1981 2 L, 56-60
02/24/1983 H W, 76-67
02/29/1984 A L, 55-72
12/28/1984 H L, 55-73
03/17/2011 H/3 W, 61-31
12/11/2011 H W, 66-59
11/16/2012 A W, 65-45
(1) LAIAW State Tournament, Ruston, La.
(2) LAIAW Championship, Hammond, La.
(3) WNIT 1st Round, Fogelman Arena

SOUTHERN METHODIST (SMU) • 18-13
01/26/1980 A W, 72-62
01/06/1981 H W, 78-48
12/5/1987 H W, 84-73
11/25/1991 A L, 53-68
12/29/1992 H W, 82-58
01/05/1994 A L, 64-74
12/30/1994 H/1 L, 71-74
01/03/1996 A W, 71-62
11/251997 H L, 58-68
12/05/1998 A W, 81-80
12/13/1999 H W, 81-69
12/06/2000 A W, 75-66
01/06/2006 H L, 66-78
02/26/2006 A W, 71-58
03/03/2006 A/2 L, 84-86
01/14/2007 A W, 63-58
02/22/2007 H W, 78-72
02/02/2008 A L, 69-81
03/01/2008 H W, 71-68
01/22/2009 H L, 56-59
02/26/2009 A L, 49-61
01/17/2010 A L, 59-70
02/07/2010 H W, 78-59
01/06/2011 H W, 62-58
02/03/2011 A L, 73-77
02/05/2012 H W, 75-63
02/26/2012 A L, 49-54
01/10/2013 H L, 56-62
02/28/2013 A W, 73-68
01/17/2015 H W, 60-58
02/03/2015 A W, 84-60
(1) Pontchartrain Center
(2) Conference USA Tournament, Dallas, Texas

SOUTHERN MISSISSIPPI • 29-35
01/26/1977 H W, 68-67
02/19/1977 A L, 45-55
12/05/1980 A L, 65-81
01/08/1981 H L, 59-64
11/30/1981 A L, 66-84
01/20/1982 H W, 75-57
11/30/1982 A L, 70-86
01/18/1983 H L, 66-71
02/01/1984 A L, 69-89
02/22/1984 H W, 83-81
02/02/1985 A L, 63-93
02/23/1985 H L, 69-84
02/01/1986 H L, 72-85
02/22/1986 A W, 75-72
12/13/1986 H W, 63-61
02/14/1987 A L, 65-70
12/12/1987 A L, 69-80
03/05/1988 H W, 89-86
01/19/1989 A L, 76-94
02/08/1989 H L, 65-74
01/13/1990 A L, 35-73
02/10/1990 H L, 56-88
01/21/1991 H L, 61-67
02/18/1991 A L, 57-89
01/06/1992 H L, 53-55
01/25/1992 A L, 58-79
02/01/1993 H W, 71-69
03/04/1993 A L, 61-78
01/29/1994 H L, 62-72
02/19/1994 A L, 66-89
03/09/1994 1 L, 69-72
01/06/1995 H W, 74-71
01/22/1995 A W, 83-70
02/01/1996 A L, 82-84 (ot)
02/21/1996 H W, 72-67 (ot)
01/07/1997 A W, 72-45
02/09/1997 H W, 88-63
12/21/1997 H L, 70-71
02/21/1998 A W, 62-34
12/22/1998 A W, 75-52
02/20/1999 H W, 85-64
01/03/2000 H W, 91-77
02/27/2000 A L, 72-78
01/02/2001 A W, 72-65
02/22/2001 H W, 84-45
01/05/2002 H W, 69-68
02/16/2002 A W, 70-55
01/11/2003 H W, 64-42
01/24/2003 A W, 67-54
01/10/2004 A L, 51-68
02/27/2004 H W, 65-51
02/05/2005 A L, 73-80
02/26/2005 H W, 79-49
01/15/2006 A L, 60-75
01/26/2007 H W, 66-50
02/24/2008 A L, 67-72
02/19/2009 H W, 77-60
03/06/2009 H/2 L, 55-72
01/23/2010 H W, 80-63
01/20/2011 H L, 81-86 (ot)
02/19/2012 A L, 51-56
03/03/2013 H W, 80-69
01/18/2014 H W, 73-71 (OT)
03/01/2014 A L, 67-79
(1) Metro Tournament, Biloxi, Miss.
(2) Conference USA Tournament, Fogelman Arena

SOUTHERN UTAH • 1-0
11/25/1994 1 W, 75-67
(1) Coors-Rocky Mountain Invite, Colorado Springs, Colo.

SPRING HILL • 13-2
02/21/1976 H W, 54-15
01/29/1977 H W, 82-19
01/28/1978 A W, 66-35
02/18/1978 H W, 57-16
02/09/1979 A W, 79-43
02/16/1979 H W, 69-50
02/09/1980 H W, 60-50
12/06/1980 H W, 69-54
02/16/1981 A W, 69-59
02/18/1982 H L, 55-59
11/23/1982 H W, 79-67
11/30/1983 A L, 69-76
12/07/1983 A/1 W, 70-63
12/03/1984 H W, 63-52
02/21/1985 A W, 78-73
(1) Jaguar Gym, Mobile, Ala.

STANFORD • 0-1
03/20/2002 A/1 L 55-77
(1) NCAA West Region 1st & 2nd Rounds, Palo Alto, Calif.

STEPHEN F. AUSTIN • 5-4
02/20/1983 A L, 58-74
02/10/1984 H L, 75-86
01/13/1988 A L, 55-85
01/11/1989 H L, 65-70
12/28/2004 H/1 W, 79-72
11/10/2006 H W, 75-52
11/16/2007 A W, 56-45
12/20/2009 H W, 84-51
11/20/2010 A W, 83-65
(1) Tulane/DoubleTree Classic, Fogelman Arena

STETSON • 1-0
12/18/1985 H W, 70-69

TAMPA • 1-0
01/13/1983 A W, 77-60

TEMPLE • 1-2
12/28/2008 H L, 71-75 (ot)
02/07/2015 H W, 77-63
02/17/2015 A L, 69-58

TEXAS • 0-1
11/12/2000 A/1 L, 47-71
(1) Preseason Women's NIT

TEXAS A&M • 4-3
01/14/1981 H L, 79-81
11/20/1982 H W, 80-73
12/08/1992 A L, 67-84
12/31/1993 H W, 83-73
12/08/1998 H W, 66-61
12/08/1999 A W, 91-74
11/26/2004 1 L, 64-79
(1) CenturyTel Bobcat Classic, San Marcos, Texas

TEXAS A&M-CORPUS CHRISTI • 1-1
01/05/2004 A W, 57-53
12/07/2004 H L, 57-75

TEXAS-ARLINGTON • 1-1
11/23/1990 H L, 77-83
12/30/2006 H/1 W, 68-65
(1) Tulane/DoubleTree Classic, Fogelman Arena

TEXAS CHRISTIAN (TCU) • 5-4
01/25/1980 A W, 89-69
11/30/1990 H W, 59-55
11/27/1991 A L, 66-70
02/10/2002 A W, 63-59 (ot)
03/03/2002 1 W, 80-76 (ot)
02/23/2003 H W, 74-65
03/07/2003 2 L, 65-78
02/06/2004 A L, 44-76
01/09/2005 H L, 66-78
(1) Conference USA Tournament, Chicago, Ill.
(2) Conference USA Tournament, Memphis, Tenn.

TEXAS-EL PASO (UTEP) • 8-11
02/15/1980 H W, 86-61
11/25/2005 A W, 68-63
02/04/2006 H L, 58-59
01/02/2007 A L, 76-80
01/20/2007 H W, 81-56
01/12/2008 H L, 66-81
01/26/2008 A L, 44-60
01/02/2009 A W, 57-48
01/18/2009 H L, 60-73
01/28/2010 H W, 57-47
03/03/2010 A W, 66-64
01/30/2011 H W, 69-63
02/13/2011 A L, 61-65
01/15/2012 H L, 64-65 (ot)
02/12/2012 A L, 65-80
03/10/2012 1 L, 65-69
02/07/2013 H W, 56-49
03/14/2013 A L, 52-71
02/01/2014 H L, 72-86
(1) Conference USA Tournament, Memphis, Tenn.

TEXAS-PAN AMERICAN • 1-0
12/30/1988 H W, 63-37

TEXAS-SAN ANTONIO • 2-2
01/31/1987 H L, 66-69 (ot)
02/16/1991 H L, 93-98 (ot)
12/21/2007 H/1 W, 76-42
02/08/2014 A W, 68-54
(1) Tulane/DoubleTree Classic, Fogelman Arena

TEXAS STATE • 1-0
11/27/2004 A/1 W, 74-71
(1) CenturyTel Bobcat Classic, San Marcos, Texas

TEXAS TECH • 1-4
03/16/1995 A/1 L, 72-87
03/20/2000 A/1 L, 59-76
11/29/2006 A L, 50-77
12/29/2009 H/2 W, 67-49
03/18/2012 A/3 L, 55-69
(1) NCAA Mideast Regional, Lubbock, Texas
(2) Tulane/DoubleTree Classic, Fogelman Arena
(3) WNIT, Lubbock, Texas

TEXAS WOMEN'S • 0-1
11/24/1980 H L, 69-80

TOLEDO • 1-0
12/29/2005 H/1 W, 77-67 (ot)
(1) Tulane/DoubleTree Classic, Fogelman Arena

TROY • 3-0
12/07/1993 H W, 87-67
11/29/1994 A W, 82-75
12/06/1996 H W, 95-77

TULSA • 15-8
01/06/1987 A W, 49-44
01/08/2006 H L, 63-70
02/24/2006 A L, 63-74
01/12/2007 A W, 75-62
02/24/2007 H W, 78-70
01/31/2008 A L, 56-64
02/28/2008 H W, 80-60
01/24/2009 H W, 78-41
02/28/2009 A W, 64-56
03/05/2009 H/1 W, 49-44
01/15/2010 A W, 58-55
02/05/2010 H L, 67-80
01/23/2011 A W, 80-66
02/27/2011 H W, 73-62
01/22/2012 A W, 66-51
02/23/2012 H L, 59-72
02/10/2013 A L, 65-67
02/24/2013 H W, 74-59
03/14/2013 A/2 L, 67-75
02/26/2014 H W, 65-61
01/20/2015 H W, 73-34
02/28/2015 A L, 55-52
03/07/2015 3 W, 71-53
(1) Conference USA Tournament
(2) Conference USA Tournament; Tulsa Civic Center
(3) American Athletic Conf. Tournament; Uncasville, Conn.

VERMONT • 1-0
03/18/2000 1 W, 65-60
(1) NCAA Mideast Regional, Lubbock, Texas

VILLANOVA • 1-0
11/24/2006 1 W, 72-60
(1) FIU Thanksgiving Classic, Miami, Fla.

VIRGINIA • 2-0
12/29/2001 H/1 W, 74-63
12/20/2013 N/2 W, 79-72 (OT)
(1) Tulane/Doubletree Classic, Fogelman Arena
(2) FGCU Hilton Garden Inn/Homewood Suites Classic

VIRGINIA COMMONWEALTH (VCU) • 5-6
01/11/1992 H W, 74-72
03/02/1992 A L, 51-73
03/11/1992 1 L, 58-73
01/30/1993 A L, 60-75
02/22/1993 H L, 71-77
02/07/1994 A W, 69-43
03/05/1994 H W, 70-56
01/13/1995 A W, 76-65
02/03/1995 H L, 63-66
11/28/1998 A W, 52-51
11/20/2008 A/2 L, 49-65
(1) Metro Conference Tournament, Louisville, Ky.
(2) Preseason WNIT Consolation Round, Richmond, Va.

VIRGINIA TECH • 8-9
01/29/1982 1 W, 72-64
02/25/1982 2 L, 52-62
02/25/1984 H W, 64-59

01/10/1985 ..... A ..... L, 64-104
01/13/1986 ..... H ..... W, 89-77 (ot)
01/20/1990 ..... A ..... L, 59-82
03/03/1990 ..... H ..... L, 53-70
01/14/1991 ..... H ..... L, 54-64
02/11/1991 ..... A ..... L, 41-67
02/01/1992 ..... H ..... W, 59-56
02/29/1992 ..... A ..... W, 63-43
01/16/1993 ..... A ..... L, 57-80
02/15/1993 ..... H ..... W, 79-65
01/15/1994 ..... H ..... W, 75-64
02/26/1994 ..... A ..... L, 65-71
01/27/1995 ..... H ..... W, 72-62
02/12/1995 ..... A ..... L, 65-77
(1) Cincinnati, Ohio
(2) Metro Conference Tournament, Memphis, Tenn.

WEST FLORIDA • 4-0
01/22/1977 ..... H ..... W, 71-43
01/14/1978 ..... A ..... W, 68-43
01/18/1986 ..... H ..... W, 76-60
01/25/1986 ..... A ..... W, 99-78

WEST VIRGINIA • 1-0
12/28/1999 ..... H/1 ..... W, 104-75
(1) Tulane/Doubletree Classic, Fogelman Arena

WESTERN KENTUCKY • 0-1
11/28/2014 ..... 1 ..... L, 69-64
(1) Hofstra Thanksgiving Tournament; Hempstead, N.Y.

WESTERN MICHIGAN • 1-0
11/24/2012 ..... 1 ..... W, 66-48
(1) Hilton Garden Inn Thanksgiving Tournament; Flagstaff, Ariz.

WICHITA STATE • 1-0
12/06/2003 ..... 1 ..... W, 62-59
(1) Oakland Tribune Classic, Berkley, Calif.

WILLIAM CAREY • 4-5
12/06/1976 ..... A ..... L, 53-71
11/29/1977 ..... A ..... L, 60-61
01/17/1978 ..... H ..... W, 63-61
11/30/1978 ..... H ..... W, 79-73
01/30/1979 ..... A ..... L, 59-65
11/20/1979 ..... H ..... W, 75-70
01/21/1980 ..... A ..... L, 76-77
12/07/1981 ..... A ..... L, 72-83
02/22/1982 ..... H ..... W, 71-65

WILLIAM & MARY • 1-0
12/27/2000 ..... H/1 ..... W, 69-51
(1) Tulane/Doubletree Classic, Fogelman Arena

WINTHROP • 2-0
12/22/2006 ..... A ..... W, 58-53
11/18/2007 ..... H ..... W, 63-52

XAVIER (New Orleans) • 5-7
02/2/1978 ..... H ..... W, 64-63
02/23/1978 ..... 1 ..... L, 69-76 (ot)
01/10/1979 ..... A ..... L, 67-80
01/24/1979 ..... H ..... W, 75-54
01/15/1980 ..... A ..... W, 55-50
02/05/1980 ..... H ..... W, 53-47
01/29/1981 ..... A ..... L, 59-62
02/10/1981 ..... H ..... L, 64-72
12/02/1981 ..... H ..... L, 60-63
02/09/1982 ..... A ..... L, 49-71
11/26/1989 ..... A ..... L, 77-88
12/11/1989 ..... A ..... W, 52-51
(1) LAIAW State Tournament, Baton Rouge, La.

XAVIER (Ohio) • 1-0
12/18/1995 ..... 1 ..... W, 71-63
(1) Northern Lights Invitational, Anchorage, Alaska

YALE • 1-0
12/28/2003 ..... H/1 ..... W, 74-62
(1) Tulane/Doubletree Classic, Fogelman Arena

Opponent	Overall	Home	Road	Neutral
Alabama	3-7	2-3	1-3	0-1
Alabama-Birmingham (UAB)	23-10	10-4	10-6	3-0
Alabama State	2-0	2-0	0-0	0-0
Alcorn State	2-0	1-0	1-0	0-0
Arizona State	0-2	0-1	0-1	0-0
Arkansas	1-3	0-2	1-1	0-0
Arkansas-Little Rock	1-0	1-0	0-0	0-0
Arkansas-Pine Bluff	1-0	1-0	0-0	0-0
Arkansas State	2-1	1-0	1-0	0-1
Appalachian State	1-0	1-0	0-0	0-0
Auburn	1-5	1-2	0-3	0-0
Ball State	1-0	1-0	0-0	0-0
Belhaven College	2-2	2-2	0-0	0-0
Boise State	1-0	0-0	0-0	1-0
Boston College	1-0	1-0	0-0	0-0
Boston University	2-0	1-0	1-0	0-0
Bradley	1-0	0-0	0-0	1-0
Brigham Young (BYU)	1-0	1-0	0-0	0-0
Buffalo	1-0	1-0	0-0	0-0
California	0-1	0-0	0-1	0-0
California-Irvine	1-0	0-0	0-0	1-0
California-Santa Barbara	1-0	0-0	0-0	1-0
California State Fullerton	1-0	0-0	0-0	1-0
Central Connecticut State	1-0	1-0	0-0	0-0
Central Florida (UCF)	8-6	4-1	2-4	2-1
Charlotte	15-8	8-2	6-5	1-1
Chicago State	0-1	0-0	0-0	0-1
Cincinnati	11-15	5-5	3-7	3-3
Colby College	1-0	0-0	0-0	1-0
College of Charleston	1-0	1-0	0-0	0-0
Colorado	1-1	0-0	0-1	1-0
Colorado State	2-1	1-0	0-1	1-0
Columbia	1-0	1-0	0-0	0-0
Cornell	1-0	1-0	0-0	0-0
Creighton	0-1	0-1	0-0	0-0
DePaul	5-7	3-2	2-4	0-1
Detroit	1-1	1-1	0-0	0-0
Dillard	5-4	2-2	2-2	0-1
Drake	1-1	1-0	0-1	0-0
Duke	0-1	0-1	0-0	0-0
East Carolina	12-5	4-3	5-1	3-1
Eastern Kentucky	0-1	0-1	0-0	0-0
Eastern Michigan	1-0	1-0	0-0	0-0
Eastern Washington	1-0	1-0	0-0	0-0
Fairfield	2-0	1-0	1-0	0-0
Florida	2-1	2-0	0-1	0-0
Florida Atlantic	1-0	0-0	1-0	0-0
Florida International	2-2	1-0	1-1	0-1
Florida State	7-11	6-4	0-6	1-1
Fordham	1-0	1-0	0-0	0-0
Furman	2-0	2-0	0-0	0-0
Georgetown	1-1	1-0	0-1	0-0
George Mason	1-1	0-1	1-0	0-0
George Washington	0-3	0-1	0-1	0-1
Georgia	0-1	0-0	0-0	0-1
Georgia Southern	0-2	0-1	0-1	0-0
Georgia State	1-2	1-1	0-1	0-0
Georgia Tech	0-4	0-1	0-3	0-0
Grambling State	1-2	1-1	0-1	0-0
Hampton	2-0	1-0	0-0	1-0
Hartford	1-0	1-0	0-0	0-0
Harvard	2-0	0-0	1-0	1-0
High Point	1-0	1-0	0-0	0-0
Hofstra	1-0	0-0	0-0	1-0
Holy Cross	2-0	2-0	0-0	0-0
Houston	21-13	9-6	9-6	3-1
Howard	1-1	1-0	0-1	0-0
Idaho State	1-0	0-0	0-0	1-0
Illinois State	1-1	1-0	0-0	0-1
Immaculata	1-0	0-0	0-0	1-0

Series History

Opponent	Overall	Home	Road	Neutral
Indiana State	2-0	2-0	0-0	0-0
Iona	1-0	1-0	0-0	0-0
Iowa State	1-0	0-0	0-0	1-0
Jackson State	2-0	1-0	0-0	1-0
Jacksonville State	1-0	1-0	0-0	0-0
James Madison	2-0	1-0	1-0	0-0
Kansas	0-1	0-0	0-0	0-1
Kansas State	1-0	0-0	0-0	1-0
Kent State	1-0	1-0	0-0	0-0
Lamar	1-3	1-2	0-1	0-0
Lehigh	1-0	0-0	0-0	1-0
Liberty	0-1	0-0	0-0	0-1
Long Island	1-0	1-0	0-0	0-0
Longwood	1-0	0-0	0-0	1-0
Louisiana-Lafayette	22-6	11-1	9-4	2-1
Louisiana-Monroe (ULM)	10-6	5-2	3-2	2-2
Louisiana State (LSU)	6-29	3-13	3-16	0-0
Louisiana Tech	3-8	2-3	1-5	0-0
Louisville	10-20	7-8	2-12	1-0
Loyola (Maryland)	1-0	0-0	0-0	1-0
Loyola (New Orleans)	4-0	4-0	0-0	0-0
Maine	1-1	1-0	0-1	0-0
Marist	0-1	0-1	0-0	0-0
Marquette	7-6	4-2	2-3	1-1
Marshall	9-1	3-0	6-0	0-1
Mary Crest	1-0	1-0	0-0	0-0
Massachusetts (UMass)	1-0	0-0	0-0	1-0
McNeese State	8-12	7-4	1-6	0-2
Memphis	17-23	9-11	8-11	0-1
Mercer	0-1	0-0	0-0	0-1
Miami (Florida)	2-1	1-0	1-1	0-0
Miami (Ohio)	2-0	1-0	1-0	0-0
Michigan	1-0	0-0	0-0	1-0
Middle Tennessee	0-1	0-1	0-0	0-0
Minnesota	0-1	0-0	0-0	0-1
Mississippi	2-2	1-1	1-0	0-1
Mississippi College	4-1	2-0	1-1	1-0
Mississippi State	5-5	3-1	2-4	0-0
Mississippi Valley State	1-0	1-0	0-0	0-0
Missouri-Kansas City (UMKC)	2-0	1-0	1-0	0-0
Missouri State	1-1	0-1	1-0	0-0
Nebraska	1-0	0-0	0-0	1-0
Nevada-Las Vegas (UNLV)	1-0	1-0	0-0	0-0
New Orleans (UNO)	20-30	16-12	4-18	0-0
Nicholls State	29-12	21-2	8-10	0-0
North Carolina State	0-1	0-0	0-1	0-0
North Carolina-Ashville	1-0	1-0	0-0	0-0
North Carolina-Greensboro	3-0	2-0	1-0	0-0
North Carolina-Wilmington	2-0	1-0	1-0	0-0
North Texas	5-0	4-0	1-0	0-0
Northeastern	1-0	1-0	0-0	0-0
Northern Illinois	1-0	0-0	0-0	1-0
Northwest Missouri State	1-0	1-0	0-0	0-0
Northwestern State	2-4	2-0	0-1	0-3
Old Dominion	2-0	1-0	1-0	0-0
Oklahoma	1-1	1-0	0-1	0-0
Oral Roberts	1-2	1-0	0-2	0-0
Oregon	1-0	1-0	0-0	0-0
Oregon State	1-1	1-0	0-1	0-0
Pennsylvania	2-0	2-0	0-0	0-0
Penn State	0-1	0-1	0-0	0-0
Pepperdine	2-0	1-0	1-0	0-0
Phillips College	1-0	1-0	0-0	0-0
Pittsburgh	0-1	0-0	0-0	0-1
Portland	2-0	1-0	1-0	0-0
Portland State	0-1	0-0	0-0	0-1
Prairie View A&M	2-0	2-0	0-0	0-0
Princeton	1-0	1-0	0-0	0-0
Providence	1-0	1-0	0-0	0-0
Puerto Rico-Mayaguez	1-0	0-0	0-0	1-0

Opponent	**Overall**	**Home**	**Road**	**Neutral**
Purdue	0-3	0-1	0-1	0-1
Rhode Island	2-0	1-0	1-0	0-0
Rice	17-12	8-5	9-6	0-1
Richmond	1-0	0-0	1-0	0-0
Robert Morris	1-1	0-1	0-0	1-0
Sacramento State	1-0	1-0	0-0	0-0
Saint Francis	1-0	0-0	0-0	1-0
Saint Joseph's	1-1	1-0	0-0	0-1
Saint Louis	10-2	6-0	3-2	1-0
Samford	0-1	0-1	0-0	0-0
Sam Houston State	2-1	2-0	0-1	0-0
Shorter College	0-1	0-0	0-1	0-0
Siena	1-0	0-0	1-0	0-0
South Alabama	8-11	5-4	3-7	0-0
South Carolina	0-12	0-4	0-3	0-5
South Florida (USF)	19-9	9-4	8-5	2-0
Southeastern Louisiana	14-6	10-0	4-6	0-0
Southern	4-4	3-1	1-1	0-2
Southern Methodist (SMU)	16-13	9-5	7-8	0-0
Southern Mississippi	30-34	21-12	8-22	0-1
Southern Utah	1-0	0-0	0-0	1-0
Spring Hill	13-2	8-1	5-1	0-0
Stanford	0-1	0-0	0-1	0-0
Stephen F. Austin	5-4	3-2	2-2	0-0
Stetson	1-0	1-0	0-0	0-0
Tampa	1-0	0-0	1-0	0-0
Temple	0-1	0-1	0-0	0-0
Texas	0-1	0-0	0-1	0-0
Texas A&M	4-3	3-1	1-1	0-1
Texas A&M-Corpus Christi	1-1	0-1	1-0	0-0
Texas-Arlington	1-1	1-1	0-0	0-0
Texas Christian (TCU)	5-4	2-1	2-2	1-1
Texas-El Paso (UTEP)	8-11	5-5	3-5	0-1
Texas-San Antonio (UTSA)	2-2	2-2	0-0	0-0
Texas State	1-0	0-0	1-0	0-0
Texas Tech	1-4	1-0	0-4	0-0
Texas Women's	0-1	0-1	0-0	0-0
Toledo	1-0	1-0	0-0	0-0
Troy	3-0	2-0	1-0	0-0
Tulsa	13-7	7-3	6-4	0-0
Vermont	1-0	0-0	0-0	1-0
Virginia	2-0	1-0	0-0	1-0
Virginia Commonwealth (VCU)	5-6	2-2	3-3	0-1
Virginia Tech	8-9	6-2	1-6	1-1
West Florida	4-0	2-0	2-0	0-0
West Virginia	1-0	1-0	0-0	0-0
Western Michigan	1-0	0-0	0-0	1-0
Wichita State	1-0	0-0	0-0	1-0
William Carey	4-5	4-0	0-5	0-0
William & Mary	1-0	1-0	0-0	0-0
Winthrop	2-0	1-0	1-0	0-0
Xavier (New Orleans)	5-7	3-2	2-4	0-1
Xavier (Ohio)	1-0	0-0	0-0	1-0
Yale	1-0	1-0	0-0	0-0

bold indicates potential 2015-16 opponent

Largest Margin Of Victory...All Games

	Margin	Opponent/Score	Date
1.	70	at UPR-Mayaguez/109-39	11/23/2001
2.	64	UNC-Asheville/96-32	11/26/1999
3.	63	South Alabama/101-38	12/1/2001
	63	Spring Hill/82-19	1/29/1997
5.	56	McNeese State/90-34	12/1/2001
6.	51	Louisiana-Lafayette/84-33	2/21/1995
7.	47	New Orleans/86-39	11/21/2011
	47	Buffalo/76-29	12/28/2001
	47	Memphis/98-51	1/8/1999
10.	46	at Houston/95-49	2/5/1997

Largest Margin Of Victory...Conference Games

	Margin	Opponent/Score	Date
1.	47	Memphis/98-51	1/8/1999
2.	46	at Houston/95-49	2/5/1997
3.	41	Saint Louis/85-44	1/23/1998
4.	39	Tulsa/73-34	1/20/2015
	39	Southern Miss/84-45	2/22/2001
	39	South Florida/87-48	1/17/1997
	39	South Florida/99-60	2/14/1999
7.	38	UCF/85-47	1/28/2007
	38	Charlotte/93-55	1/25/1998
9.	37	Tulsa/78-41	1/24/2009
10.	33	Saint Louis/82-49	1/19/1996

Largest Margin Of Defeat...All Games

	Margin	Opponent/Score	Date
1.	81	at Southeastern Louisiana/111-30	2/2/1976
2.	59	at Louisiana Tech/96-37	12/2/2003
3.	55	Florida State/100-45	2/5/1990
4.	53	at Louisiana Tech/103-50	12/12/1981
5.	49	LSU/106-57	12/10/1983

Largest Margin Of Defeat...Conference Games

	Margin	Opponent/Score	Date
1.	55	Florida State/100-45	2/5/1990
2.	48	UConn/87-39	2/14/2015
3.	47	UConn/94-47	2/23/2015
4.	39	at DePaul/99-60	1/25/2004
5.	38	Florida State/104-66	2/25/1991
	38	at Southern Miss/73-35	1/13/1990
7.	37	at Florida State/103-66	1/8/1990

Longest Winning Streak...All Games

No	First Win	Last Win	Loss
14	11/19/99 at Sienna	1/9/00 Memphis	1/14/00 at Cincinnati
10	1/12/07 at Tulsa	2/15/07 at Marshall	2/17/07 at E.Carolina
9	12/1/09 at S.Alabama	1/4/10 SE Louisiana	1/8/10 Houston
9	11/22/98 Miami	12/29/98 Maine	1/1/99 at USF
9	11/25/96 New Orleans	12/29/96 Colorado St.	1/5/97 Memphis

Longest Winning Streak...Conferece Games

No	First Win	Last Win	Loss
12	1/7/97 at S.Miss	2/21/97 at UAB	2/23/97 at USF
10	1/12/07 at Tulsa	2/15/07 at Marshall	2/17/07 at E.Carolina
*8	2/10/02 at TCU	1/24/03 at S.Miss	1/31/03 at Louisville
*7	2/6/99 at Memphis	1/9/00 Memphis	1/14/00 at Cincinnati
7	1/3/99 at Houston	1/24/99 at Saint Louis	1/29/99 at Louisville

Longest Winning Streak...All Home Games

No	First Win	Last Win	Loss
*18	12/27/97 App. State	1/14/99 Marquette	1/29/99 Louisville
*12	2/3/02 Louisville	1/19/03 Memphis	2/7/03 Marquette
12	11/26/99 UNC Ashville	2/3/00 DePaul	2/5/00 Marquette
*11	2/20/11 Memphis	1/8/12 UCF	1/15/12 UTEP
*10	2/18/01 UAB	1/18/02 UAB	1/20/02 USF
10	11/28/87 UAPB	1/30/88 UALR	2/15/88 New Orleans

Longest Winning Streak...Conference Home Games

No	First Win	Last Win	Loss
*11	1/2/98 Houston	1/14/99 Marquette	1/29/99 Louisville
*8	2/12/99 Houston	2/3/00 DePaul	2/5/00 Marquette
6	1/20/07 UTEP	2/24/07 Tulsa	1/12/08 UTEP
*6	2/3/02 Louisville	219/03 Memphis	2/7/03 Marquette
6	1/17/97 USF	2/17/97 DePaul	12/21/97 S.Miss
*6	2/5/95 Louisville	2/9/96 Marquette	2/16/96 UAB
*6	2/22/92 USF	2/15/93 Virginia Tech	222/93 VCU

Longest Winning Streak...All Road Games+

No	First Win	Last Win	Loss
*10	11/25/96 New Orleans	1/26/97 Cincinnati	1/28/97 LSU
7	11/10/07 Alabama	1/4/08 Rice	1/6/08 Houston
6	11/21/09 vs Loyola-Md	1/15/10 Tulsa	1/17/10 SMU
6	1/12/07 Tulsa	2/15/07 Marshall	2/17/07 East Carolina

Longest Winning Streak...Conference Road Games

No	First Win	Last Win	Loss
*7	2/25/96 Charlotte	2/21/97 UAB	2/23/97 USF
6	1/12/07 Tulsa	2/15/07 Marshall	2/17/07 East Carolina
5	1/2/01 S.Miss	2/2/01 Marquette	2/4/01 DePaul
5	1/21/00 Houston	1/19/00 Memphis	2/27/00 S.Miss
*5	2/2/98 Cincinnati	12/22/98 S.Miss	1/1/99 USF

**spanned two seasons +includes neutral-site games*

All-Time Letterwinners

PLAYER	Jersey	Ht	Pos	Hometown	Years	GP	FG	FGA	FG%	3s	3A	3%	FT	FTA	FT%	OR-DR	RPG	Ast	Blk	St	Pts	PPG
Aidoo, Tiffany	23	5-9	G/F	Slidell, La.	08 .09 .10 .11	129	365	918	.398	163	.465	.351	154	241	.639	172-252	3.3	172	11	165	1047	8.1
Alligood, Tracy	32				81	1	0	0	.000	0	0	.000	2	2	1.000	0-0	0.0	9	0	0	2	2.0
Archinard, Tom-meka	13	5-9	G	Lake Charles, La.	91 .93	39	33	118	.280	0	0	.000	41	52	.788	17-34	1.3	24	2	16	107	2.7
Barnes, Evanda	44	6-1	F	Donaldsonville, La.	88 .89	54	363	660	.550	3	13	.231	142	222	.640	102-365	8.6	39	19	99	871	16.1
Barnes, Kendra	00	6-2	F	Tulsa, Okla.	06 .07 .08	81	143	285	.502	0	0	.000	74	160	.463	99-227	4.0	45	9	35	360	4.4
Barnes, Roshaunda	11	5-5	G	Baton Rouge, La	08 .09 .10 .11	115	321	894	.359	48	.196	.245	187	288	.649	87-213	2.6	377	30	231	877	7.6
Barrois, Thomee	50/40	6-2	F	Buras, La.	88 .89 .90 .91	90	93	243	.383	0	0	.000	53	131	.405	94-163	2.9	33	7	21	239	2.7
Benzio, Brett	44	6-3	C	Palm City, Fla.	09 .10 .11 .12	126	418	823	.508	0	0	.000	203	336	.604	317-724	8.3	147	229	92	1039	8.2
Bibbins, Whitney	32	5-10	G/F	Baton Rouge, La.	11 .13	51	193	414	.466	4	22	.182	83	122	.680	121-120	4.7	41	24	43	473	9.3
Blagg, Danielle	20	5-11	G	San Antonio, Texas	12 .13 .14 .15	126	427	1266	.337	237	.687	.345	141	222	.635	129-353	3.8	132	51	115	1232	9.8
Blankenship, Brooke	42	5-10	F	Heber Springs, Ark.	11 .12 .14	24	2	10	.200	0	1	.000	2	2	1.000	1-2	0.1	2	0	0	6	0.3
Bregman, Tammy	14	5-4	G	Atlanta, Ga.	76	22	28	99	.283	0	0	.000	7	21	.333	37	1.7	12	0	0	63	2.9
Brown, Alendra	55	6-3	C	New Orleans, La.	05 .06 .07 .08	111	277	595	.466	0	3	.000	187	274	.682	254-276	4.8	76	54	89	741	6.7
Brown, Chassity	32	5-7	G	Shreveport, La.	07 .08 .09 .10	109	320	841	.381	107	.351	.305	222	337	.659	80-239	2.9	206	24	211	969	8.9
Brown, Paula	25	5-9	F	Ocean Springs, Miss.	83 .84 .85 .86	112	345	973	.355	0	0	.000	133	193	.689	399	3.6	125	2	8	823	7.3
Bryant, Kim	33	6-0	F	Little Rock, Ark.	93 .94 .95	110	443	949	.467	0	3	.000	168	257	.654	218-458	6.1	76	12	132	1054	9.6
Burse, Janell	33	6-5	C	New Orleans, La.	97 .98 .99 .00	116	636	1098	.579	1	1	1.000	352	625	.563	391-490	7.6	71	248	108	1625	14.0
Byrd, Martha	12	5-4	G	Pascagoula, Miss.	78 .79	40	63	192	.328	0	0	.000	47	63	.746	61	1.5	49	0	0	173	4.3
Captain, Sarah	44	6-2	C	Virginia Beach, Va.	90 .91 .92 .93	108	223	484	.461	0	1	.000	167	239	.699	183-239	4.2	66	41	54	613	5.7
Carroll, Jessica	14	6-0	G	League City, Texas	00 .01 .02 .03	60	24	65	.369	0	3	.000	19	26	.731	19-53	1.2	12	4	4	67	1.1
Carter, Geneva	15	6-1	F	Baton Rouge, La.	96	10	6	11	.545	0	0	.000	5	9	.556	4-6	1.0	1	1	2	17	1.7
Cates, Debbie	31	5-8	F	Ponte Vedra, Fla.	76	8	2	0	.000	0	0	.000	1	0	.000	0-0	0.0	0	0	0	5	0.6
Cathrall, Elizabeth Ann	20	5-9	F/C	Eufaula, Ala.	76	13	45	0	.000	0	0	.000	25	0	.000	0-0	0.0	0	0	0	115	8.8
Cayette, Shelly	30	6-4	C	St. James, La.	03 .04 .05	44	30	59	.508	0	0	.000	2	8	.250	8-23	0.7	11	8	9	62	1.4
Cizmar, Kiki	31	6-1	G	Zagreb, Croatia	97 .98 .98 .99	83	150	346	.434	36	.96	.375	26	39	.667	28-99	1.5	119	15	48	362	4.4
Cleveland, Caitlin	13	5-10	G	Kenner, La.	08	19	6	17	.353	0	1	.000	9	10	.900	2-11	0.7	13	0	2	21	1.1
Clifton, Tiffany	52	5-10	F	Leesville, La.	95	11	5	8	.625	0	0	.000	13	16	.813	3-7	0.9	4	0	2	23	2.1
Coleman, Roma	12	5-8	G	Houston, Texas	92 .93 .94 .95	113	176	532	.331	0	11	.000	149	258	.578	122-206	2.9	388	13	153	501	4.4
Crawford, Margie	42	6-0	C	Gretna, La.	85	23	76	188	.404				41	68	.603	138	6.0	37	0	0	193	8.4
Cruickshank, Caylah	13	5-9	G	Montreal, Quebec	15	19	8	29	.276	1	8	.125	7	12	.583	3-8	0.6	4	2	6	24	1.3
Dalby, Rebecca	15	5-9	F	Deer Park, Texas	76	13	58	0	.000	0	0	.000	21	0	.000	0	0.0	0	0	0	137	10.5
Dale, Tiffany	22	6-1	F	Lavon, Texas	12 .13 .14 .15	127	377	714	.528	0	9	.000	220	346	.636	313-478	6.2	121	155	138	974	7.7
Daley, Grace	4	5-8	G	Ocala, Fla.	97 .98 .99 .00	122	747	1489	.502	187	.525	.356	578	744	.777	263-331	4.9	345	18	289	2259	18.5
Dornen, Dee Dee	25	5-5	G	Chalmette, La.	88	24	8	22	.364	0	0	.000	13	20	.650	76	3.2	10	1	11	29	1.2
Dove, Monica	34	5-8	G	New Orleans, La.	85 .86 .87 .88	109	409	1014	.403	1	4	.250	201	320	.628	526	4.8	106	1	53	1020	9.4
Drew, Destiny	51	6-1	F	Houston, Texas	04 .05	45	20	40	.500	0	0	.000	8	15	.533	24-25	1.1	3	6	12	48	1.1
Duclos, Sharon	13	5-10	F	Vicksburg, Miss.	83 .84 .85 .86	108	125	308	.406	0	0	.000	137	230	.596	278	2.6	82	0	10	387	3.6
Duru, Chinwe	45	6-2	C	Round Rock, Texas	13 .14 .15	94	199	427	.466	0		.000	123	178	.691	128-208	3.6	26	96	27	521	5.5
Eagan, Ellen	32	5-11	F/C	New Orleans, La.	78	16	14	51	.275	0	0	.000	8	23	.348	48	3.0	3	0	0	36	2.3
Ebomwonyi, Adesuwa	15	5-10	F	Pflugerville, Texas	12 .13 .14 .15	131	309	718	.430	35	.135	.259	125	189	.661	283-386	5.1	104	38	122	778	5.9
Edison, Karen	33	5-9	F	Westbourough, Mass.	90 .91	55	115	287	.401	0	0	.000	85	160	.531	82-107	3.4	21	6	20	315	5.7
Farris, Barbara	54	6-3	C	Harvey, La.	95 .96 .97 .98	118	660	1036	.637	1	2	.500	408	684	.596	351-588	8.0	105	47	144	1729	14.7
Ferguson, Khadrereil	1	5-10	G	Jackson, La.	05 .06	10	1	7	.143	0	2	.000	0	0	.000	3-2	0.5	1	0	2	2	0.2
Forster, Susan	13	5-6	F	New Orleans, La.	76	13	6	0	.000	0	0	.000	11	0	.000	0	0.0	0	0	0	23	1.8
Frey, Mignon	12	5-9	G	Metairie, La.	96 .97 .98	33	10	28	.357	5	12	.417	2	4	.500	2-7	0.3	25	0	14	27	0.8
Frey, Nicole	14	5-5	G	Metairie, La.	89 .90 .91 .92	70	102	336	.304	12	50	.240	105	171	.614	28-97	1.8	169	4	79	321	4.6
Fuqua, Sherri	14	5-9	G/F	New Orleans, La.	79 .80 .81 .82	104	479	1089	.440	0	0	.000	231	303	.762	383	3.7	380	9	0	1189	11.4
Gaudet, Stacey	10	5-9	G	Kenner, La.	84 .85 .86 .87	112	757	1723	.439	0	0	.000	566	703	.805	720	6.4	272	0	50	2080	18.6
Gilligan, Mary	23	5-5	G	Middletown, N.J.	82	27	40	107	.374	0	0	.000	18	29	.621	23	0.9	79	0	0	98	3.6
Goodwin, Holly	25	5-11	F	Paron, Ark.	95	6	2	7	.286	1	3	.333	4	4	1.000	0-1	0.2	0	0	1	9	1.5
Goolsby, Bree	21	6-2	F	Marietta, Ga.	99	4	0	3	.000	0	0	.000	0	0	.000	0-1	0.3	0	0	0	0	0.0
Goree, Sarah	11	5-8	G	Baton Rouge, La.	99 .00 .01 .02	126	374	987	.379	152	.424	.358	217	274	.792	48-264	2.5	418	12	122	1117	8.9
Grayson, Olivia	21	5-9	G	Metairie, la.	10 .11 .12 .13	134	487	1349	.361	113	.380	.297	355	462	.768	211-539	5.6	499	57	249	1442	10.8
Gurr, Danielle	24	5-11	F	Chesterfield, Mo.	85 .86 .87 .88	96	190	394	.482	0	0	.000	88	119	.739	242	2.5	47	4	36	468	4.9
Hadley, Rodnelle	21	5-8	G	Metairie, La.	95 .96 .97 .98	109	106	276	.384	4	9	.444	107	158	.677	39-150	1.7	221	1	68	323	3.0
Hall, Mashandra	11/21	5-10	G	Memphis, Tenn.	90 .91	48	60	193	.311	0	0	.000	25	59	.424	38-85	2.6	36	0	25	145	3.0
Hall, Paije	24	6-2	C	Lafayette, La.	15	3	1	4	.250	0	0	.000	2	4	.500	1-5	2.0	0	0	0	4	1.3
Hampton, Lakeitha	32	6-0	F	New Orleans, La.	02 .03 .04 .05	110	399	839	.476	1	5	.200	254	401	.633	297-313	5.5	57	19	134	1053	9.6
Hardie, Kacy	12	5-9	G	Atlanta, Ga.	11	3	0	0	.000	0	0	.000	0	0	.000	0-0	0.0	0	0	0	0	0.0
Haris, Muci	5	5-7	G	Sandweiler, Luxembourg	03	29	72	180	.400	47	.125	.376	29	38	.763	15-47	2.1	61	2	36	220	7.6
Hauser, Holly	24	5-8	F	Monumet, Colo.	89 .90 .91 .92	47	9	51	.176	1	4	.250	3	10	.300	8-23	0.7	10	1	6	22	0.5
Haynes, Nancy	12	5-5	G	New Orleans, La.	84 .85 .86 .87	71	31	86	.360	0	0	.000	26	49	.531	37	0.5	72	1	14	88	1.2
Hector, Salome	23	5-5	G	Houma, La.	99 .00 .01 .02	88	128	331	.387	20	71	.282	135	196	.689	64-105	2.7	113	11	112	411	4.7
Heiderer, Sarah	25	5-9	F	Huntington Woods, Mich.	81 .82 .83 .84	87	70	195	.359	0	0	.000	28	56	.500	177	2.0	15	1	4	168	1.9
Heike, Teresa	34	6-3	C	Royal Oak, Mich.	80 .81 .82 .83	71	191	350	.546	0	0	.000	83	114	.728	225	3.2	20	36	0	465	6.5
Hendy, D'Aundra	23	5-8	G	Houma, La.	03 .04 .05 .07	111	403	996	.405	56	.196	.286	192	308	.623	117-240	3.2	322	43	260	1054	9.5
Hill, Sharon	22	5-9	F	Kenner, La.	79 .80 .81 .82	98	223	425	.525	0	0	.000	53	78	.679	353	3.6	131	2	0	499	5.1
Howell, Cassandra	34	5-10	F	Memphis, Tenn.	90 .91 .92 .93	87	100	298	.336	1	2	.500	155	242	.640	124-149	3.1	26	22	35	356	4.1
Jackson, Tia	5	5-9	G	Houston, Texas	07 .08 .09	41	23	49	.469	2	10	.200	23	34	.676	15-17	0.8	22	2	10	71	1.7
Johnson, Keisha	15	5-11	F	Morgan City, La.	91 .92 .93 .94	112	729	1198	.609	0	0	.000	365	653	.559	465-653	9.4	72	24	222	1823	16.3
Johnson, Keri	32	5-8	F	Belle Chasse, La.	89 .90 .91 .92	34	1	10	.100	0	1	.000	1	6	.167	3-6	0.3	0	1	2	3	0.1
Johnson, Terry	23	5-10	F	Long Beach, Miss.	79 .80 .81	75	533	1099	.485	0	0	.000	291	423	.688	594	7.9	90	0	0	1357	18.1
Jones, Carmen	15	5-6	G	New Orleans, La.	87 .88 .89 .90	111	723	1618	.447	50	.173	.289	380	556	.683	146-598	6.7	367	10	307	1876	16.9
Jones, Danielle	12/41	6-1	F/C	Land O'Lakes, Fla.	86 .87 .88 .89	77	145	323	.449	5	13	.385	93	157	.592	9-247	3.3	41	17	49	388	5.0
Jones, Tierra	30	5-9	G/F	Madison, Ala.	13 .14 .15	80	90	206	.437	0	1	.000	72	150	.480	109-174	3.5	43	8	53	252	3.2
Joseph, Delacey	20	6-0	G	Donaldsonville, La.	01 .02 .03 .04	99	300	816	.368	65	.242	.269	121	176	.688	78-239	3.2	204	7	88	786	7.9
Kaljo, Indira	33	5-10	G	Sherman Oaks, Ca.	09 .10	65	170	451	.377	109	.299	.365	43	66	.652	38-123	2.5	46	2	43	492	7.6
Kaplan, Jamie	23	5-8	G	Sebastian, Fla.	12 .13 .14 .15	130	312	867	.360	79	.289	.273	248	341	.727	51-249	2.3	582	3	122	951	7.3
Kautsky, Janique	24	5-10	G/F	Perth, Australia	10 .11 .12 .13	120	165	456	.362	55	.189	.291	81	109	.743	119-198	2.6	134	29	94	466	3.9
Keil, Alex	11	6-1	F	Gruenberg, Germany	98	8	5	10	.500	1	4	.250	1	2	.500	3-3	0.8	3	0	1	12	1.5

All-Time Letterwinners

PLAYER	Jersey	Ht	Pos	Hometown	Years	GP	FG	FGA	FG%	3s	3A	3%	FT	FTA	FT%	OR-DR	RPG	Ast	Blk	St	Pts	PPG
Kimche, Daryle	20	5-8	F	Washington, D.C.	81 .82 .83 .84	104	534	1159	.461	0	0	.000	295	409	.721	445	4.3	306	3	23	1363	13.1
Klingman, Barbara	31	5-11	F	Metairie, La.	78 .79	43	173	411	.421	0	0	.000	82	151	.543	238	5.5	12	0	0	428	10.0
Koch, Kristen	32	5-11	F/G	Trenton, Ill.	96 .97 .98 .99	117	205	510	.402	57	161	.354	111	155	.716	98-228	2.8	154	20	80	578	4.9
Langford, Ashley	2	5-5	G	Harrisburg, Pa.	06 .07 .08 .09	121	314	919	.342	39	146	.267	380	453	.839	79-324	3.3	722	9	234	1047	8.7
Latham, Courtnie	33	5-11	G	Houston, Texas	14 .15	64	141	342	.412	24	82	.293	68	91	.747	47-134	2.8	109	10	61	374	5.8
LeBlanc, Brenda	30	5-9	F	Lafayette, La.	79	5	1	1	1.000	0	0	.000	0	0	.000	0-3	0.6	1	0	0	2	0.4
Lebsack, Elizabeth	35/32.	6-0	C	Great Bend, Kansas	83 .84	56	195	418	.467	0	0	.000	79	135	.585	336	6.0	14	13	9	469	8.4
Lennix, Kinya	21	5-9	G	LaPlace, La.	02 .03 .04 .05	92	83	257	.323	0	5	.000	35	61	.574	36-84	1.3	36	13	18	201	2.2
Lewis, Jann	14	5-6	G	New Orleans, La.	83 .85 .86 .87	110	366	842	.435	0	0	.000	229	319	.718	399	3.6	240	1	50	961	8.7
Lindsey, Brittany	35	6-1	F	Atlanta, Ga.	08 .09 .10 .11	96	435	857	.508	1	2	.500	163	266	.613	202-249	4.7	64	111	81	1034	10.8
Lowry, Mary	11	5-8	G	Bossier City, La.	96 .97	63	300	690	.435	46	133	.346	216	290	.745	70-175	3.9	215	12	112	862	13.7
Luckhurst, Nikki	3	5-8	G	Duluth, Ga.	05 .06 .07 .08	113	303	848	.357	193	565	.342	80	96	.833	89-226	2.8	181	11	103	879	7.8
Lymon, Keisha	00	6-3	F	Donaldsville, La.	02 .03	38	36	83	.434	0	1	.000	22	32	.688	32-73	2.8	12	27	10	94	2.5
Magee, Katye	3	5-10	G	Ellisville, Miss.	12 .13 .14	72	45	144	.313	37	119	.311	12	14	.857	20-23	0.6	17	2	16	139	1.9
Marino, Mary Ann*	35	5-11	F	Metairie, La.	93 .95 .96 .97	121	452	1147	.394	111	361	.307	219	269	.814	202-300	4.1	325	64	187	1234	10.2
McDonald, Brittany	31	6-1	F	Atlanta, Ga.	11 .12 .13	71	62	147	.422	0	1	.000	45	49	.714	45-91	1.9	28	10	24	159	2.2
McKiver, Teana	32	6-3	C	Buelaville, N.C.	01 .02 .03	96	487	828	.588	2	2	1.000	228	409	.557	236-398	6.6	99	217	84	1204	12.5
McLemore, Joanna					87	20	6	23	.261	0	0	.000	6	8	.750	0-5	0.3	10	1	3	18	0.9
Modenbach, Jerrye	33	6-0	F	Jefferson, La.	79	16	5	16	.313	0	0	.000	5	10	.500	0-11	0.7	1	0	0	15	0.9
Modenbach, Mary	22	5-8	F	Jefferson, La.	78	14	4	18	.222	0	0	.000	4	9	.444	0-10	0.7	2	0	0	12	0.9
Monroe, Sheila	21	5-10	F	Twin Falls, Idaho	78	5	1	7	.143	0	0	.000	0	0	.000	0-0	0.0	0	0	0	2	0.4
Montagnino, Jami	11	5-8	G	Baton Rouge, La.	04 .05 .06 .07	114	353	935	.378	157	485	.324	248	288	.861	77-323	3.5	237	15	130	1111	9.7
Moore, Tymeka	22	5-9	G	Houston, Texas	02 .03 .04 .05	89	120	283	.424	0	8	.000	60	98	.612	85-187	3.1	70	36	81	300	3.4
Morgan, Kolby	3	5-8	G	New Orleans, La.	15	33	146	338	.432	37	123	.301	72	98	.735	49-101	4.5	50	8	69	401	12.2
Morris, Jeannie	22	5-4	G	Donaldsonville, La.	76	13	27	0	.000	0	0	.000	5	0	.000	0-0	0.0	0	0	0	59	4.5
Nadeau, Kelly	12	5-6	G	Hudson, N.H.	01 .02 .03 .04	124	271	733	.370	147	464	.317	140	182	.769	46-240	2.3	346	9	197	829	6.7
Nierman, Patricia	24	5-6	G	Anacortes, Wash.	76 .77 .78	41	111	183	.607	0	0	.000	39	25	1.560	43	1.0	17	0	0	261	6.4
Norris, La'Shanna	24	6-2	F	Joaquin, Texas	00	24	17	25	.680	0	0	.000	8	12	.667	15-20	1.5	1	11	5	42	1.8
Nunn, Daniell	20	5-9	G/F	Arlington, Texas	10 .11	59	265	476	.557	0	7	.000	249	371	.671	113-181	4.9	92	7	92	779	13.2
Nwokedi, Jennifer	42	6-1	F	Houston, Texas	09 .10	45	24	53	.453	0	0	.000	14	24	.583	23-30	1.2	2	16	3	62	1.4
Owens, Susan	12	5-8	G/F	Southfield, Mich.	80 .81 .82 .83	109	332	688	.483	0	0	.000	130	153	.850	284	2.6	429	3	50	794	7.3
Palman, Melissa	10	5-4	G	Bethesda, Md.	83 .84 .85 .86	102	101	321	.315	0	0	.000	105	154	.682	129	1.3	84	2	23	307	3.0
Palrang, Melicent	33	6-2	C	Caldwell, Idaho	84 .85 .86 .87	103	179	424	.422	0	0	.000	141	196	.719	340	3.3	49	2	12	499	4.8
Pertuit,Kristi	21	5-6	G	Kenner, La.	92 .93 .94 .95	103	135	368	.367	10	30	.333	151	199	.759	60-96	1.5	121	1	49	431	4.2
Philpots, Dominique	45	6-3	F	Riverdale, Ga.	05 .06 .07 .08	109	164	408	.402	0	0	.000	64	95	.674	118-204	3.0	19	85	32	392	3.6
Rainey, Chasity	32	5-9	F	Casa, Ark.	92 .93 .94 .95	59	74	232	.319	45	139	.324	38	61	.623	34-58	1.6	27	0	23	231	3.9
Reilly, Megan	13/30.	5-7	F	New Orleans, La.	78 .79	44	135	308	.438	0	0	.000	86	150	.573	208	4.7	43	0	0	356	8.1
Roberson, Fabrecia^	22	5-11	F	Heflin, La.	97 .98 .99 .00	124	293	630	.465	0	6	.000	242	345	.701	145-379	4.2	149	31	110	828	6.7
Rusch, Deborah	25	5-7	G	Woodstock, Ga.	91 .92 .93 .94	112	387	1141	.339	134	487	.275	76	107	.710	45-204	2.2	388	18	147	984	8.8
Rogers, Morgan	42	6-3	C	Shreveport, La.	14 .15	35	16	45	.356	0	0	.000	11	21	.524	13-39	1.5	1	6	4	43	1.2
Rust, Angela	42/12.	6-3	C	Grafton, Va.	89 .90 .91 .92	109	254	598	.425	0	0	.000	193	250	.772	201-291	4.5	46	90	70	701	6.4
Sands, Jennifer	33	6-0	F	Dallas, Texas	05 .06 .07	71	222	479	.463	19	60	.317	93	144	.646	88-248	4.7	71	20	48	556	7.8
Scanlon, Kelly	13	5-9	G	Ballston Lake, N.Y.	97 .98 .00 .01	123	130	397	.327	82	259	.317	75	109	.688	38-208	2.0	266	10	71	417	3.4
Shapiro, Lisa	24	5-4	G	Cincinnati, Ohio	76	13	5	0	.000	0	0	.000	2	0	.000	0	0.0	0	0	0	12	0.9
Shaw, Kim	21	6-0	F/C	Brentwood, Mo.	76	13	33	0	.000	0	0	.000	5	0	.000	0	0.0	0	0	0	71	5.5
Shlagman, Sara	22	6-1	C	Washington, D.C.	83 .84 .85 .86	96	314	727	.432	0	0	.000	138	252	.548	605	6.3	17	3	3	766	8.0
Simmons, Courtney	25	5-10	G	Baton Rouge, La.	04 .05	32	56	141	.397	5	25	.200	60	90	.667	16-60	2.4	68	3	36	177	5.5
Simpson, Stephanie	55	6-3	C	Lake Charles, La.	92 .93 .94 .95	103	72	201	.358	2	4	.500	31	47	.660	52-116	1.6	27	60	31	177	1.7
Slaton, Kiara	50	6-3	F	Ocean Springs, Miss.	08 .09	44	28	67	.418	0	0	.000	8	14	.571	22-58	1.8	5	6	8	64	1.5
Slaughter, Gwen	45	6-2	F	Mamou, La.	99 .01 .02 .03	126	432	843	.512	0	1	.000	224	386	.580	332-630	7.6	185	210	171	1088	8.6
Smith, Melisa	21/11.	5-8	G	Mandeville, La.	79	3	1	2	.500	0	0	.000	0	0	.000	0-2	0.7	1	0	0	2	0.7
Smith, Phoebe	43/40	5-10	C	Mandeville, La.	79	23	44	112	.393	0	0	.000	36	61	.590	88	3.8	1	0	0	124	5.4
Snow, Tyria	25	5-8	G	Shreveport, La.	10 .11 .12 .13	118	165	391	.422	29	90	.322	102	144	.708	45-180	1.9	254	17	124	461	3.9
Solomon, Sheri	22	6-0	F	New Orleans, La.	88	12	9	20	.450	0	0	.000	3	4	.750	11	0.9	1	0	1	21	1.8
Staidum, Sasha	24	5-7	G	Houma, La.	06 .07 .08	78	99	261	.379	9	29	.310	47	81	.580	70-95	2.1	38	6	33	254	3.3
Stokes, Laura	51	6-1	F/C	Sydney, Australia	11	3	2	2	1.000	0	0	.000	0	0	.000	0-1	0.3	1	0	0	4	1.3
Themann, Britt	34	6-1	F	Seattle, Wash.	00 .01 .02 .03	128	284	706	.402	174	471	.369	157	201	.781	88-150	1.9	97	22	54	899	7.0
Thomas, Schandel					89	26	63	142	.444	0	0	.000	24	42	.571	25-66	3.5	52	2	28	150	5.8
Thomas, Tracey	50	6-2	C	Leesville, La.	94 .95	12	0	7	.000	0	0	.000	3	10	.300	4-6	0.8	0	0	0	3	0.3
Thomaskutty, Christy	23	5-6	G	Somersville, Ala.	93 .94 .95 .96	118	401	1005	.399	295	778	.379	270	347	.778	69-277	2.9	367	6	172	1367	11.6
Toujouse, Patricia OJ	15	5-8	F	Metairie, La.	78 .79 .80 .81	90	477	1128	.423	0	0	.000	121	170	.712	390	4.3	218	0	0	1075	11.9
Towry, Sharon	13	5-8	F	Rayne, La.	80 .81 .82 .83	93	116	316	.367	0	0	.000	45	66	.682	155	1.7	105	2	13	277	3.0
True, Cheryl	33	5-11	G	Texarkana, Texas	88 .89	54	86	244	.352	7	22	.318	44	77	.571	20-156	3.3	53	4	29	223	4.1
Tupper, Margaret	33	6-1	F/C	South Portland, Maine	81 .82 .83	73	224	323	.693	0	0	.000	108	179	.603	405	5.5	32	15	19	556	7.6
Turnbull, Taryn	44	5-10	G	Kingston, Ontario	98 .99 .00 .01	109	98	242	.405	25	93	.269	73	115	.635	73-119	1.8	233	15	81	294	2.7
Tyner, Teresa	23	5-9	G	Victoria, Texas	90 .91	12	41	121	.339	0	0	.000	27	41	.659	11-24	2.9	29	0	16	109	9.1
Valicevic, Megan	14	5-11	G/F	The Woodlands, Texas	06 .07 .08 .09	122	232	549	.423	53	159	.333	168	229	.734	149-234	3.1	97	8	84	685	5.6
Vicknair, Lacey	5	6-2	F	Metairie, La.	96 .97 .98 .99	121	225	584	.385	7	32	.219	147	230	.639	152-357	4.2	162	52	117	604	5.0
Vorpahl, Leslie	11	5-6	G	San Antonio, Texas	14 .15	61	162	408	.397	73	204	.358	97	131	.740	25-107	2.2	168	5	76	494	8.1
Vossen, Marysue	10/12.	5-6	G	St. Louis, Mo.	76 .78 .79	47	59	75	.787	0	0	.000	12	22	.545	30	0.6	24	0	0	130	2.8
Walsh, Natalie	22	5-6	G	Slidell, La.	04 .05	29	21	58	.362	20	53	.377	4	4	1.000	2-10	0.4	12	1	6	66	2.3
Weigel, Carla (Cox)	1	5-9	G	Texarkana, Texas	88 .89	54	225	534	.421	0	1	.000	134	199	.673	23-194	4.0	220	10	130	584	10.8
Wells, Tami	20	5-8	F	Ponchatoula, La.	78 .79	44	156	394	.396	0	0	.000	78	139	.561	217	4.9	113	0	0	390	8.9
Westby, Ashley	34	6-3	C	Houston, Texas	11 .12 .13	24	20	37	.541	0	0	.000	6	15	.400	12-14	1.1	4	9	4	46	1.9
White, Cashmir	35	6-2	F	Hahnville, La.	04 .05	29	25	56	.446	0	0	.000	12	23	.522	22-61	2.9	0	21	7	62	2.1
Williams, Bernadette	32	6-1	F/C	Edgewood, Md.	80 .81 .82 .83	108	216	403	.536	0	0	.000	69	124	.556	451	4.2	16	27	6	501	4.6
Williams, Marion	24	6-2	C	McGehee, Ark.	95 .96 .97 .98	120	299	534	.560	0	3	.000	147	235	.626	194-362	4.6	45	33	60	745	6.2
Wilson, Tiffany	15	5-11	F	Marietta, Ga.	01 .02 .03 .04	124	177	517	.342	0	1	.000	109	193	.565	162-246	3.3	161	14	101	463	3.7
Young, Kathey	31	5-9	G	St. Francisville, La.	92 .93 .94 .95	109	184	531	.347	1	5	.200	92	142	.648	97-142	2.2	186	14	88	461	4.2

1,000-Point Club



1. GRACE DALEY (1996-2000) — **2,259 Points**

Year	GP-GS	Total FG	Total FGA	Total FG%	3-Point FG	3-Point FGA	3-Point Pct	Free-Throw FT	Free-Throw FTA	Free-Throw Pct	Rebounds Off	Rebounds Def	Rebounds Tot	Avg	Ast	TO	Bk	St	Pts	Avg
1996-97	32-1	143	289	.495	38	85	.447	108	142	.761	63	64	127	4.0	51	81	2	75	432	13.5
1997-98	28-28	193	376	.513	56	152	.368	121	162	.747	57	65	122	4.4	74	107	2	81	563	20.1
1998-99	30-28	184	359	.513	40	123	.325	164	201	.816	66	90	156	5.2	96	95	6	58	572	19.1
1999-2000	32-32	227	465	.488	53	165	.321	145	239	.774	77	112	189	5.9	124	108	8	75	692	21.6
Totals	*122-89*	*747*	*1489*	*.502*	*187*	*525*	*.356*	*578*	*744*	*.777*	*263*	*331*	*594*	*4.9*	*345*	*391*	*18*	*289*	*2259*	*18.5*

2. STACEY GAUDET (1983-87) — **2,080 Points**

Year	GP-GS	Total FG	Total FGA	Total FG%	3-Point FG	3-Point FGA	3-Point Pct	Free-Throw FT	Free-Throw FTA	Free-Throw Pct	Rebounds Off	Rebounds Def	Rebounds Tot	Avg	Ast	TO	Bk	St	Pts	Avg
1983-84	28-NA	154	371	.415	0	0	.000	107	126	.849	-	-	158	5.6	103	-	-	-	415	14.8
1984-85	28-NA	173	455	.380	0	0	.000	111	134	.828	-	-	181	6.5	71	-	-	-	457	16.3
1985-86	28-28	198	401	.494	0	0	.000	203	242	.839	-	-	166	5.9	101	-	-	-	599	21.4
1986-87	28-28	232	496	.468	0	0	.000	145	201	.721	-	-	215	7.7	100	107	0	50	609	21.8
Totals	*112-NA*	*757*	*1723*	*.439*	*0*	*0*	*.000*	*566*	*703*	*.805*	*-*	*-*	*720*	*6.4*	*375*	*-*	*-*	*-*	*2080*	*18.6*



3. CARMEN JONES (1986-90) — **1,876 Points**

Year	GP-GS	Total FG	Total FGA	Total FG%	3-Point FG	3-Point FGA	3-Point Pct	Free-Throw FT	Free-Throw FTA	Free-Throw Pct	Rebounds Off	Rebounds Def	Rebounds Tot	Avg	Ast	TO	Bk	St	Pts	Avg
1986-87	28-18	101	214	.472	0	0	.000	37	64	.578	-	-	137	4.9	62	79	2	63	239	8.5
1987-88	28-28	160	329	.486	7	23	.304	83	129	.643	-	-	192	6.9	118	-	1	90	410	14.6
1988-89	27-27	210	411	.511	1	10	.100	116	162	.716	54	119	173	6.4	123	134	6	65	537	19.9
1989-90	28-28	252	664	.380	42	140	.300	144	201	.716	92	150	242	8.6	64	127	1	89	690	24.6
Totals	*111-101*	*723*	*1618*	*.447*	*50*	*173*	*.289*	*380*	*556*	*.683*	*-*	*-*	*744*	*6.7*	*367*	*-*	*10*	*307*	*1876*	*16.9*

4. KEISHA JOHNSON (1990-94) — **1,826 Points**

Year	GP-GS	Total FG	Total FGA	Total FG%	3-Point FG	3-Point FGA	3-Point Pct	Free-Throw FT	Free-Throw FTA	Free-Throw Pct	Rebounds Off	Rebounds Def	Rebounds Tot	Avg	Ast	TO	Bk	St	Pts	Avg
1990-91	28-27	166	282	.587	0	0	.000	49	109	.450	100	134	234	8.4	20	58	6	36	381	13.6
1991-92	26-24	144	237	.608	0	0	.000	83	147	.565	109	130	239	9.2	10	66	6	54	371	13.4
1992-93	27-26	178	280	.636	0	0	.000	93	172	.541	113	143	256	9.5	20	59	5	49	449	16.6
1993-94	31-31	241	399	.604	0	0	.000	140	225	.622	143	176	319	10.3	22	74	7	83	622	20.1
Totals	*112-108*	*729*	*1198*	*.609*	*0*	*0*	*.000*	*365*	*653*	*.559*	*465*	*583*	*1048*	*9.4*	*72*	*257*	*24*	*222*	*1823*	*16.3*

5. BARBARA FARRIS (1994-98) — **1,729 Points**

Year	GP-GS	Total FG	Total FGA	Total FG%	3-Point FG	3-Point FGA	3-Point Pct	Free-Throw FT	Free-Throw FTA	Free-Throw Pct	Rebounds Off	Rebounds Def	Rebounds Tot	Avg	Ast	TO	Bk	St	Pts	Avg
1994-95	28-28	161	269	.599	0	1	.000	116	198	.586	92	132	224	8.0	13	75	12	28	438	15.6
1995-96	31-30	178	284	.627	0	0	.000	109	194	.562	111	137	248	8.0	22	76	12	34	465	15.0
1996-97	32-31	170	273	.623	0	0	.000	97	161	.602	85	161	246	7.7	40	80	14	48	437	13.7
1997-98	27-25	151	210	.719	1	1	1.00	86	131	.656	63	158	221	8.2	30	73	9	34	389	14.4
Totals	*118-114*	*660*	*1036*	*.637*	*1*	*2*	*.500*	*408*	*684*	*.596*	*351*	*588*	*939*	*8.0*	*105*	*304*	*47*	*144*	*1729*	*14.7*

6. JANELL BURSE (1997-2001) — **1,625 Points**

Year	GP-GS	Total FG	Total FGA	Total FG%	3-Point FG	3-Point FGA	3-Point Pct	Free-Throw FT	Free-Throw FTA	Free-Throw Pct	Rebounds Off	Rebounds Def	Rebounds Tot	Avg	Ast	TO	Bk	St	Pts	Avg
1997-98	22-0	37	78	.474	0	0	.000	19	41	.463	29	37	66	3.0	5	23	28	4	93	4.2
1998-99	30-1	133	237	.561	0	0	.000	58	104	.588	65	83	148	5.3	10	42	74	12	324	10.8
1999-00	32-32	233	392	.594	0	0	.000	139	228	.610	145	170	315	9.8	26	58	80	46	605	18.9
2000-01	32-32	233	391	.596	1	1	1.00	136	252	.540	152	190	342	10.7	30	102	66	46	603	18.8
Totals	*116-65*	*636*	*1098*	*.579*	*1*	*1*	*1.00*	*352*	*625*	*.563*	*391*	*480*	*871*	*7.5*	*71*	*225*	*248*	*108*	*1625*	*14.0*

7. OLIVIA GRAYSON (2009-13) — **1,442 Points**

Year	GP-GS	Total FG	Total FGA	Total FG%	3-Point FG	3-Point FGA	3-Point Pct	Free-Throw FT	Free-Throw FTA	Free-Throw Pct	Rebounds Off	Rebounds Def	Rebounds Tot	Avg	Ast	TO	Bk	St	Pts	Avg
2009-10	33-17	96	256	.375	16	55	.291	67	90	.744	49	102	151	4.6	96	108	14	53	275	8.3
2010-11	34-33	123	354	.347	33	108	.306	91	126	.722	40	153	193	5.7	168	135	12	55	370	10.9
2011-12	34-33	158	433	.365	32	110	.291	122	149	.819	66	134	200	5.9	119	138	14	78	470	13.8
2012-13	33-33	110	306	.359	32	107	.299	75	97	.773	56	150	206	6.2	116	93	17	63	327	9.9
Totals	*134-116*	*487*	*1349*	*.361*	*113*	*380*	*.297*	*355*	*462*	*.768*	*211*	*539*	*750*	*5.6*	*499*	*474*	*57*	*249*	*1442*	*10.8*



8. DARYL KIMCHE (1980-84) — **1,363 Points**

Year	GP-GS	Total FG	Total FGA	Total FG%	3-Point FG	3-Point FGA	3-Point Pct	Free-Throw FT	Free-Throw FTA	Free-Throw Pct	Rebounds Off	Rebounds Def	Rebounds Tot	Avg	Ast	TO	Bk	St	Pts	Avg
1980-81	21-NA	43	77	.558	0	0	.000	16	17	.941	-	-	19	0.9	28	-	-	-	102	4.9
1981-82	27-22	136	287	.474	0	0	.000	54	78	.692	-	-	103	3.8	52	-	-	-	326	12.1
1982-83	28-27	182	415	.439	0	0	.000	94	133	.707	-	-	133	4.8	113	89	2	23	458	16.4
1983-84	28-NA	173	380	.455	0	0	.000	131	181	.724	-	-	190	6.8	113	-	-	-	477	17.0

9. TERRY JOHNSON (1978-81) — **1,358 Points**

Year	GP-GS	Total FG	Total FGA	Total FG%	3-Point FG	3-Point FGA	3-Point Pct	Free-Throw FT	Free-Throw FTA	Free-Throw Pct	Rebounds Off	Rebounds Def	Rebounds Tot	Avg	Ast	TO	Bk	St	Pts	Avg
1978-79	21-NA	129	328	.393	0	0	.000	82	130	.631	-	-	163	7.0	30	-	-	-	340	16.2
1979-80	27-NA	218	428	.509	0	0	.000	112	162	.691	-	-	248	9.1	37	-	-	-	548	20.2
1980-81	27-NA	186	343	.543	0	0	.000	97	131	.740	-	-	183	6.7	23	-	-	-	469	17.4
Totals	*75-NA*	*533*	*1099*	*.485*	*0*	*0*	*.000*	*291*	*423*	*.688*	*-*	*-*	*594*	*7.9*	*90*	*-*	*-*	*-*	*1357*	*18.1*

10. CHRISTY THOMASKUTTY (1992-96) **1,331 Points**

		--------Total-------			----3-Point----			---Free-Throw---			------Rebounds------									
Year	GP-GS	FG	FGA	FG%	FG	FGA	Pct	FT	FTA	Pct	Off	Def	Tot	Avg	Ast	TO	Bk	St	Pts	Avg
1992-93	27-8	80	201	.398	50	138	.362	83	101	.822	13	45	58	2.1	58	60	3	24	293	10.9
1993-94	31-31	124	314	.395	98	245	.400	76	104	.731	29	82	111	3.6	112	62	2	53	422	13.6
1994-95	29-29	105	276	.380	87	223	.390	62	76	.816	20	70	90	3.1	101	77	1	45	359	12.4
1995-96	31-31	74	214	.346	60	172	.349	49	66	.742	7	80	87	2.8	96	69	0	50	257	8.3
Totals	*118-99*	*383*	*1005*	*.381*	*295*	*778*	*.379*	*270*	*347*	*.778*	*69*	*277*	*346*	*2.9*	*367*	*268*	*6*	*172*	*1331*	*11.3*

11. MARY ANN MARINO (1992-97) **1,234 Points**

		--------Total-------			----3-Point----			---Free-Throw---			------Rebounds------									
Year	GP-GS	FG	FGA	FG%	FG	FGA	Pct	FT	FTA	Pct	Off	Def	Tot	Avg	Ast	TO	Bk	St	Pts	Avg
1992-93	27-23	106	252	.421	19	60	.317	64	79	.810	49	65	114	4.2	45	67	14	45	295	10.9
1993-94	3-2	14	35	.400	3	6	.500	6	7	.857	10	7	17	5.7	9	8	2	10	37	12.3
1994-95	29-29	119	332	.358	33	103	.320	53	72	.736	56	98	154	5.3	130	86	20	51	324	11.2
1995-96	30-28	99	245	.404	21	83	.253	45	51	.882	46	72	118	3.9	77	92	19	45	264	8.8
1996-97	32-32	114	283	.403	35	109	.321	51	60	.850	41	58	99	3.1	64	68	9	36	314	9.8
Totals	*121-114*	*452*	*1147*	*.394*	*111*	*361*	*.307*	*219*	*269*	*.814*	*202*	*300*	*502*	*126*	*325*	*321*	*64*	*187*	*1234*	*10.2*

12. DANIELLE BLAGG (2011-15) **1,232 Points**

		--------Total-------			----3-Point----			---Free-Throw---			------Rebounds------									
Year	GP-GS	FG	FGA	FG%	FG	FGA	Pct	FT	FTA	Pct	Off	Def	Tot	Avg	Ast	TO	Bk	St	Pts	Avg
2011-12	34-18	97	314	.309	54	182	.297	38	63	.603	33	83	116	3.4	33	51	17	32	286	8.4
2012-13	32-15	111	313	.355	64	183	.350	28	48	.583	31	94	125	3.9	30	30	17	26	314	9.8
2013-14	27-23	113	317	.356	61	155	.394	36	54	.667	39	90	129	4.8	25	54	12	20	323	12.0
2014-15	33-28	106	322	.329	58	167	.347	39	57	684	26	86	112	3.4	44	40	5	37	309	9.4
Totals	*126-84*	*427*	*1266*	*.337*	*237*	*687*	*.345*	*141*	*222*	*.635*	*129*	*353*	*482*	*3.8*	*132*	*175*	*51*	*115*	*1232*	*9.8*

13. TEANA McKIVER (2000-03) **1,204 Points**

		--------Total-------			----3-Point----			---Free-Throw---			------Rebounds------									
Year	GP-GS	FG	FGA	FG%	FG	FGA	Pct	FT	FTA	Pct	Off	Def	Tot	Avg	Ast	TO	Bk	St	Pts	Avg
2000-01	32-2	103	189	.545	0	0	.000	52	99	.525	53	115	168	5.3	22	69	58	18	258	8.1
2001-02	35-35	235	377	.623	0	0	.000	104	189	.550	116	144	260	7.4	25	89	79	31	574	16.4
2002-03	29-29	149	262	.569	2	2	1.00	72	121	.595	67	139	206	7.1	52	77	80	35	372	12.8
Totals	*96-66*	*487*	*828*	*.588*	*2*	*2*	*1.00*	*228*	*409*	*.557*	*236*	*398*	*634*	*6.6*	*99*	*235*	*217*	*84*	*1204*	*12.5*

14. SHERRI FUQUA (1978-82) **1,189 Points**

		--------Total-------			----3-Point----			---Free-Throw---			------Rebounds------									
Year	GP-GS	FG	FGA	FG%	FG	FGA	Pct	FT	FTA	Pct	Off	Def	Tot	Avg	Ast	TO	Bk	St	Pts	Avg
1978-79	23-NA	108	265	.407	0	0	.000	74	109	.678	-	-	92	4.0	93	-	-	-	290	12.6
1979-80	27-NA	118	248	.475	0	0	.000	45	57	.789	-	-	108	4.0	84	-	-	-	281	10.4
1980-81	28-NA	126	264	.477	0	0	.000	43	55	.782	-	-	79	2.8	127	-	-	-	295	10.5
1981-82	26-23	127	312	.407	0	0	.000	69	82	.842	-	-	104	4.0	76	-	-	-	323	12.4
Totals	*104-NA*	*479*	*1089*	*.440*	*0*	*0*	*.000*	*231*	*303*	*.762*	*-*	*-*	*383*	*3.7*	*380*	*-*	*-*	*-*	*1189*	*11.4*



15. SARAH GOREE (1998-2002) **1,117 Points**

		--------Total-------			----3-Point----			---Free-Throw---			------Rebounds------									
Year	GP-GS	FG	FGA	FG%	FG	FGA	Pct	FT	FTA	Pct	Off	Def	Tot	Avg	Ast	TO	Bk	St	Pts	Avg
1998-99	29-9	72	173	.416	23	64	.359	44	54	.815	8	42	50	1.7	55	89	1	22	211	7.3
1999-2000	31-30	96	233	.412	46	111	.414	31	43	.721	10	58	68	2.2	107	99	4	23	269	8.7
2000-01	32-31	106	310	.342	45	121	.372	78	96	.813	21	90	111	3.5	138	102	4	35	335	10.5
2001-02	34-25	100	271	.369	38	128	.297	64	81	.790	9	74	83	2.4	118	112	3	42	302	8.9
Totals	*126-95*	*374*	*987*	*.379*	*152*	*424*	*.358*	*217*	*274*	*.792*	*48*	*264*	*312*	*2.5*	*418*	*402*	*12*	*122*	*1117*	*8.9*

16. JAMI MONTAGNINO (2003-07) **1,111 Points**

		--------Total-------			----3-Point----			---Free-Throw---			------Rebounds------									
Year	GP-GS	FG	FGA	FG%	FG	FGA	Pct	FT	FTA	Pct	Off	Def	Tot	Avg	Ast	TO	Bk	St	Pts	Avg
2003-2004	27-10	35	117	.299	21	78	.269	23	37	.622	18	41	59	2.2	30	45	0	12	114	4.2
2004-2005	27-27	64	193	.332	36	111	.324	38	43	.884	7	69	76	2.8	67	55	6	34	202	7.5
2005-2006	27-27	102	268	.381	40	131	.305	80	89	.899	20	98	118	4.4	78	75	5	24	324	12.0
2006-2007	33-33	152	357	.426	60	165	.365	107	119	.899	32	115	147	4.5	62	65	4	60	471	14.3
Totals	*114-97*	*353*	*935*	*.378*	*156*	*485*	*.322*	*248*	*288*	*.861*	*77*	*323*	*400*	*3.5*	*237*	*240*	*15*	*130*	*1111*	*9.8*

17. GWEN SLAUGHTER (1998-99, 2000-03) **1,088 Points**

		--------Total-------			----3-Point----			---Free-Throw---			------Rebounds------									
Year	GP-GS	FG	FGA	FG%	FG	FGA	Pct	FT	FTA	Pct	Off	Def	Tot	Avg	Ast	TO	Bk	St	Pts	Avg
1998-99	30-0	73	117	.624	0	0	.000	25	54	.463	44	104	148	4.9	22	32	57	35	171	5.7
2000-01	32-30	124	257	.482	0	0	.000	73	122	.598	87	166	253	7.9	44	63	51	52	321	10.0
2001-02	35-35	136	268	.507	0	1	.000	69	120	.575	99	194	293	8.4	58	58	54	41	341	9.7
2002-03	29-29	99	201	.493	0	0	.000	57	90	.633	102	166	268	9.2	61	55	48	43	255	8.8
Totals	*126-94*	*432*	*843*	*.512*	*0*	*1*	*.000*	*224*	*386*	*.580*	*332*	*630*	*962*	*7.6*	*185*	*208*	*210*	*171*	*1088*	*8.6*

1,000-Point Club

18. PATRICIA "O.J" TOUJOUSE (1977-81) — **1,075 Points**

		--------Total--------			----3-Point----			---Free-Throw---			------Rebounds------									
Year	GP-GS	FG	FGA	FG%	FG	FGA	Pct	FT	FTA	Pct	Off	Def	Tot	Avg	Ast	TO	Bk	St	Pts	Avg
1977-78	13-NA	45	148	.304	0	0	.000	22	34	.647	-	-	58	4.5	11	-	-	-	112	8.6
1978-79	22-NA	94	257	.366	0	0	.000	24	33	.727	-	-	71	3.2	35	-	-	-	212	9.6
1979-80	27-NA	148	346	.428	0	0	.000	29	39	.744	-	-	132	4.9	59	-	-	-	325	12.0
1980-81	28-NA	190	377	.504	0	0	.000	46	64	.719	-	-	129	4.6	113	-	-	-	426	15.2
Totals	*90-NA*	*477*	*1128*	*.423*	*0*	*0*	*.000*	*121*	*170*	*.712*	*-*	*-*	*390*	*4.3*	*218*	*-*	*-*	*-*	*1075*	*11.9*

T19. D'AUNDRA HENRY (2002-05, 2006-07) — **1,054 Points**

		--------Total--------			----3-Point----			---Free-Throw---			------Rebounds------									
Year	GP-GS	FG	FGA	FG%	FG	FGA	Pct	FT	FTA	Pct	Off	Def	Tot	Avg	Ast	TO	Bk	St	Pts	Avg
2002-2003	24-0	29	72	.403	2	4	.500	7	15	.467	13	21	34	1.4	24	36	3	31	67	2.8
2003-2004	28-13	91	208	.438	10	34	.294	55	98	.561	25	53	78	2.8	83	93	12	66	247	8.8
2004-2005	26-26	137	347	.395	24	86	.279	58	80	.725	47	82	129	5.0	103	82	17	72	356	13.7
2006-2007	33-31	146	369	.396	20	72	.278	72	115	.626	32	84	116	3.5	112	83	11	91	384	11.6
Totals	*121-70*	*403*	*996*	*.405*	*56*	*196*	*.286*	*192*	*308*	*.623*	*117*	*240*	*357*	*2.6*	*322*	*294*	*43*	*260*	*1054*	*8.7*

T19. KIM BRYANT (1992-96) — **1,054 Points**

		--------Total--------			----3-Point----			---Free-Throw---			------Rebounds------									
Year	GP-GS	FG	FGA	FG%	FG	FGA	Pct	FT	FTA	Pct	Off	Def	Tot	Avg	Ast	TO	Bk	St	Pts	Avg
1992-93	23-0	29	79	.367	0	0	.000	13	23	.565	20	49	69	3.0	1	21	3	16	71	3.1
1993-94	31-31	144	325	.443	0	0	.000	67	107	.626	96	153	249	8.0	18	56	0	40	355	11.5
1994-95	29-29	156	309	.505	0	1	.000	58	83	.699	52	157	209	7.2	30	60	4	41	370	12.8
1995-96	27-26	114	236	.483	0	2	.000	30	44	.682	50	99	149	5.5	27	48	5	35	258	9.6
Totals	*110-86*	*443*	*949*	*.467*	*0*	*3*	*.000*	*168*	*257*	*.654*	*218*	*458*	*676*	*6.2*	*76*	*185*	*12*	*132*	*1054*	*9.6*

21. LAKETHIA HAMPTON (2001-05) — **1,053 Points**

		--------Total--------			----3-Point----			---Free-Throw---			------Rebounds------									
Year	GP-GS	FG	FGA	FG%	FG	FGA	Pct	FT	FTA	Pct	Off	Def	Tot	Avg	Ast	TO	Bk	St	Pts	Avg
2001-02	31-0	36	99	.364	0	0	.000	40	70	.571	51	61	112	3.6	3	38	0	30	112	3.6
2002-03	29-0	84	162	.519	0	1	.000	37	69	.536	55	58	113	3.9	12	58	3	26	205	7.1
2003-04	28-28	140	299	.468	0	0	.000	93	145	.641	108	118	226	8.1	26	95	11	53	373	13.3
2004-05	22-19	139	279	.498	1	4	.250	84	117	.718	83	76	159	7.2	16	50	5	25	363	16.5
Totals	*110-79*	*399*	*839*	*.476*	*1*	*5*	*.200*	*254*	*401*	*.633*	*297*	*313*	*610*	*5.5*	*57*	*251*	*19*	*184*	*1053*	*9.6*

T22. TIFFANY AIDOO (2007-11) — **1,047 Points**

		--------Total--------			----3-Point----			---Free-Throw---			------Rebounds------									
Year	GP-GS	FG	FGA	FG%	FG	FGA	Pct	FT	FTA	Pct	Off	Def	Tot	Avg	Ast	TO	Bk	St	Pts	Avg
2007-08	30-11	57	166	.343	11	67	.164	29	40	.725	44	42	86	2.9	44	64	1	28	154	5.1
2008-09	32-2	45	147	.306	7	39	.179	39	70	.557	36	28	64	2.0	30	50	1	30	136	4.3
2009-10	33-27	117	249	.470	58	134	.433	39	58	.672	49	81	130	3.9	58	59	5	48	331	10.0
2010-11	34-34	146	356	.410	87	225	.387	47	73	.644	43	101	144	4.2	40	61	4	59	426	12.5
Totals	*129-74*	*365*	*918*	*.398*	*163*	*465*	*.351*	*154*	*241*	*.639*	*172*	*252*	*424*	*3.3*	*172*	*234*	*11*	*165*	*1047*	*8.1*

T22. ASHLEY LANGFORD (2005-09) — **1,047 Points**

		--------Total--------			----3-Point----			---Free-Throw---			------Rebounds------									
Year	GP-GS	FG	FGA	FG%	FG	FGA	Pct	FT	FTA	Pct	Off	Def	Tot	Avg	Ast	TO	Bk	St	Pts	Avg
2005-2006	26-26	69	226	.305	10	46	.217	86	98	.867	20	70	90	3.5	171	81	1	48	233	9.0
2006-2007	33-33	75	219	.342	3	8	.375	91	110	.827	25	90	115	3.5	207	82	2	76	244	7.4
2007-2008	30-30	112	304	.368	18	69	.261	114	134	.851	18	74	92	3.1	160	86	3	51	356	11.9
2008-2009	32-32	58	170	.341	8	23	.348	90	111	.811	16	90	106	3.3	184	81	3	59	214	6.7
Totals	*121-121*	*314*	*919*	*.342*	*39*	*146*	*.267*	*381*	*453*	*.841*	*79*	*324*	*403*	*3.3*	*722*	*330*	*9*	*234*	*1047*	*8.7*

24. BRETT BENZIO (2008-12) — **1,039 Points**

		--------Total--------			----3-Point----			---Free-Throw---			------Rebounds------									
Year	GP-GS	FG	FGA	FG%	FG	FGA	Pct	FT	FTA	Pct	Off	Def	Tot	Avg	Ast	TO	Bk	St	Pts	Avg
2008-09	32-28	108	231	.468	0	0	.000	59	93	.634	82	214	296	9.3	45	52	47	32	275	8.6
2009-10	28-22	83	160	.519	0	0	.000	44	66	.667	66	134	200	7.1	31	43	34	13	210	7.5
2010-11	32-21	94	181	.519	0	0	.000	45	70	.643	81	155	236	7.4	28	44	75	21	233	7.3
2011-12	34-34	133	251	.530	0	0	.000	55	107	.514	88	221	309	9.1	43	53	73	26	321	9.4
Totals	*126-105*	*418*	*823*	*.508*	*0*	*0*	*.000*	*203*	*336*	*.604*	*317*	*724*	*1041*	*8.3*	*147*	*192*	*229*	*92*	*1039*	*8.2*

25. BRITTANY LINDSEY (2007-11) — **1,034 Points**

		--------Total--------			----3-Point----			---Free-Throw---			------Rebounds------									
Year	GP-GS	FG	FGA	FG%	FG	FGA	Pct	FT	FTA	Pct	Off	Def	Tot	Avg	Ast	TO	Bk	St	Pts	Avg
2007-08	30-28	127	252	.504	1	1	1.000	37	61	.607	84	90	174	5.8	13	38	35	24	292	9.7
2008-09	32-30	161	333	.483	0	1	.000	56	103	.544	67	79	146	4.6	30	55	33	28	378	11.8
2009-10	6-6	28	54	.519	0	0	.000	13	22	.591	11	13	24	4.0	5	7	6	5	69	11.5
2010-11	28-10	119	218	.546	0	0	.000	57	80	.713	40	67	107	3.8	16	38	37	24	295	10.5
Totals	*96-74*	*435*	*857*	*.508*	*1*	*2*	*.500*	*163*	*266*	*.613*	*202*	*249*	*451*	*4.7*	*64*	*138*	*111*	*81*	*1034*	*10.8*



26. MONICA DOVE (1984-88) — **1,020 Points**

		--------Total--------			----3-Point----			---Free-Throw---			------Rebounds------									
Year	GP-GS	FG	FGA	FG%	FG	FGA	Pct	FT	FTA	Pct	Off	Def	Tot	Avg	Ast	TO	Bk	St	Pts	Avg
1984-85	26-NA	23	67	.343	0	0	.000	16	35	.457	-	-	38	1.5	9	-	-	-	62	2.4
1985-86	28-NA	101	244	.414	0	0	.000	63	96	.656	-	-	156	5.6	35	-	-	-	265	9.5
1986-87	28-20	128	316	.405	0	0	.000	58	90	.644	-	-	172	6.1	27	87	0	26	314	11.2
1987-88	27-NA	157	387	.406	1	4	.250	64	99	.647	-	-	160	5.9	35	-	1	27	379	14.0
Totals	*109-NA*	*409*	*1014*	*.403*	*1*	*4*	*.250*	*201*	*320*	*.628*	*-*	*-*	*526*	*4.8*	*106*	*-*	*-*	*-*	*1020*	*9.4*

Career Records

POINTS

1.	2259	Grace Daley	1996-2000
2.	2080	Stacey Gaudet	1983-87
3.	1876	Carmen Jones	1987-90
4.	1823	Keisha Johnson	1990-94
5.	1729	Barbara Farris	1994-98
6.	1625	Janell Burse	1997-2001
7.	1442	Olivia Grayson	2009-13
8.	1363	Daryl Kimche	1980-84
9.	1357	Terry Johnson	1978-81
10.	1331	Christy Thomaskutty	1992-96

POINTS PER GAME

1.	18.6	Stacey Gaudet (112 games)	1983-87
2.	18.5	Grace Daley (122 games)	1996-2000
3.	18.1	Terry Johnson (75 games)	1978-81
4.	16.9	Carmen Jones (111 games)	1986-90
5.	16.3	Keisha Johnson (112 games)	1990-94
6.	16.1	Evenda Barnes (54 games)	1987-89
7.	14.7	Barbara Farris (118 games)	1994-98
8.	14.0	Janell Burse (116 games)	1997-01
9.	13.7	Mary Lowry (63 games)	1995-97
10.	13.2	Danielle Nunn (59 games)	2009-11

FIELD GOALS MADE

1.	757	Stacey Gaudet	1983-87
2.	747	Grace Daley	1996-2000
3.	729	Keisha Johnson	1990-94
4.	723	Carmen Jones	1986-90
5.	660	Barbara Farris	1994-98
6.	636	Janell Burse	1997-2001
7.	534	Daryl Kimche	1980-84
8.	533	Terry Johnson	1978-81
9.	487	Olivia Grayson	2009-13
	487	Teana McKiver	2000-03

FIELD GOALS ATTEMPTED

1.	1723	Stacey Gaudet	1983-87
2.	1618	Carmen Jones	1986-90
3.	1489	Grace Daley	1996-2000
4.	1349	Olivia Grayson	2009-13
5.	1266	Danielle Blagg	2011-15
6.	1198	Keisha Johnson	1990-94
7.	1159	Daryl Kimche	1980-84
8.	1147	Mary Ann Marino*	1992-97
9.	1141	Deborah Rusch	1990-94
10.	1128	Patricia Toujouse	1977-81

FIELD GOAL PERCENTAGE *(Min. 225 Made)*

1.	.637	Barbara Farris (660-1036)	1994-98
2.	.609	Keisha Johnson (729-1198)	1990-94
3.	.588	Teana McKiver (487-828)	2000-03
4.	.579	Janell Burse (636-1098)	1997-01
5.	.560	Marion Williams (299-534)	1994-98
6.	.557	Danielle Nunn (265-476)	2009-11
7.	.550	Evenda Barnes (363-660)	1987-89
8.	.528	Tiffany Dale (377-714)	2011-15
9.	.512	Gwen Slaughter (432-843)	98-99,00-03
10.	.508	Brett Benzio (418-823)	2008-12

3-POINTERS MADE

1.	295	Christy Thomaskutty	1992-96
2.	237	Danielle Blagg	2011-15
3.	193	Nikki Luckhurst	2004-08
4.	187	Grace Daley	1996-2000
5.	174	Britt Themann	1999-2003
6.	163	Tiffany Aidoo	2007-11
7.	157	Jami Montagnino	2003-07
8.	152	Sarah Goree	1998-2002
9.	147	Kelly Nadeau	2000-04
10.	134	Deborah Rusch	1990-94

3-POINTERS ATTEMPTED

1.	778	Christy Thomaskutty	1992-96
2.	687	Danielle Blagg	2011-15
3.	565	Nikki Luckhurst	2004-08
4.	525	Grace Daley	1996-2000
5.	487	Deborah Rusch	1990-94
6.	485	Jami Montagnino	2003-07
7.	471	Britt Themann	1999-2003
8.	465	Tiffany Aidoo	2007-11
9.	464	Kelly Nadeau	2000-04
10.	424	Sarah Goree	1998-2002

3-POINT FIELD GOAL PCT *(Min. 50 Made)*

1.	.379	Christy Thomaskutty (295-778)	1992-96
2.	.369	Britt Themann (174-471)	1999-2003
3.	.365	Indira Kaljo (109-299)	2008-10
4.	***.358***	***Leslie Vorpahl (73-204)***	***2013-P***
	.358	Sarah Goree (152-424)	1998-2002
6.	.356	Grace Daley (187-525)	1996-2000
7.	.354	Kristen Koch (57-161)	1995-99
8.	.351	Tiffany Aidoo (163-465)	2007-11
9.	.345	Danielle Blagg (237-687)	2011-15
10.	.342	Nikki Luckhurst (193-565)	2004-08

FREE THROWS MADE

1.	578	Grace Daley	1996-2000
2.	566	Stacey Gaudet	1983-87
3.	408	Barbara Farris	1994-98
4.	380	Ashley Langford	2005-09
	380	Carmen Jones	1986-90
6.	365	Keisha Johnson	1990-94
7.	355	Olivia Grayson	2009-13
8.	352	Janell Burse	1997-2001
9.	295	Daryl Kimche	1980-84
10.	291	Terry Johnson	1978-81

FREE THROWS ATTEMPTED

1.	744	Grace Daley	1996-2000
2.	703	Stacey Gaudet	1983-87
3.	684	Barbara Farris	1994-98
4.	653	Keisha Johnson	1990-94
5.	625	Janell Burse	1997-2001
6.	556	Carmen Jones	1986-90
7.	462	Olivia Grayson	2009-13
8.	453	Ashley Langford	2005-09
9.	423	Terry Johnson	1978-81
10.	409	Teana McKiver	2000-03
	409	Daryl Kimche	1980-84

FREE THROW PERCENTAGE *(Min. 100 made)*

1.	.861	Jami Montagnino (248-288)	2003-07
2.	.850	Susan Owens (130-153)	1979-83
3.	.839	Ashley Langford (380-453)	2005-09
4.	.814	Mary Ann Marino* (219-269)	1992-97
5.	.805	Stacey Gaudet (566-703)	1983-87
6.	.792	Sarah Goree (217-274)	1998-2002
7.	.781	Britt Themann (157-201)	1999-2003
8.	.778	Christy Thomaskutty (270-347)	1992-96
9.	.777	Grace Daley (578-744)	1996-2000
10.	.772	Angela Rust (193-250)	1988-92

REBOUNDS

1.	1,048	Keisha Johnson	1990-94
2.	1,041	Brett Benzio	2008-P
3.	962	Gwen Slaughter	98-99,00-03
4.	939	Barbara Farris	1994-98
5.	881	Janell Burse	1997-2001
6.	791	Tiiffany Dale	2011-15
7.	750	Olivia Grayson	2009-13
8.	744	Carmen Jones	1986-90
9.	720	Stacey Gaudet	1983-87
10.	676	Kim Bryant	1992-96

OFFENSIVE REBOUNDS

1.	465	Keisha Johnson	1990-94
2.	391	Janell Burse	1997-2001
3.	351	Barbara Farris	1994-98
4.	332	Gwen Slaughter	98-99,00-03
5.	317	Brett Benzio	2008-12
6.	313	Tiffany Dale	2011-15
7.	297	Lakethia Hampton	2001-05
8.	283	Adesuwa Ebomwonyi	2011-15
9.	263	Grace Daley	1996-2000
10.	254	Alendra Brown	2004-08

DEFENSIVE REBOUNDS

1.	724	Brett Benzio	2008-12
2.	630	Gwen Slaughter	98-99,00-03
3.	598	Carmen Jones	1986-90
4.	588	Barbara Farris	1994-98
5.	583	Keisha Johnson	1990-94
6.	539	Olivia Grayson	2009-13
7.	490	Janell Burse	1997-2001
8.	478	Tiffany Dale	2011-15
9.	458	Kim Bryant	1992-96
10.	398	Teana McKiver	2000-03

REBOUNDS PER GAME *(Min. 50 Games)*

1.	9.4	Keisha Johnson (112 games)	1990-94
2.	8.6	Evenda Barnes (54 games)	1987-89
3.	8.3	Brett Benzio (124 games)	2008-P
4.	8.0	Barbara Farris (118 games)	1994-98
5.	7.9	Terry Johnson (75 games)	1978-81
6.	7.6	Gwen Slaughter (126 games)	98-99,00-03
7.	7.6	Janell Burse (116 games)	1997-2001
8.	6.7	Carmen Jones (111 games)	1986-90
9.	6.6	Teana McKiver (96 games)	2000-03
10.	6.4	Stacey Gaudet (112 games)	1983-87

ASSISTS

1.	722	Ashley Langford	2005-09
2.	582	Jamie Kaplan	2011-15
3.	499	Olivia Grayson	2009-13
4.	429	Susan Owens	1978-83
5.	418	Sarah Goree	1998-2002
6.	388	Roma Coleman	1991-95
	388	Deborah Rusch	1990-94
8.	380	Sherri Fuqua	1978-82
9.	377	Roshaunda Barnes	2007-11
10.	367	Christy Thomaskutty	1992-96
	367	Carmen Jones	1986-90

ASSISTS PER GAME

1.	6.0	Ashley Langford (121 games)	2005-09
2.	4.5	Jamie Kaplan (130 games)	2011-15
3.	4.1	Carla Weigel (54 games)	1987-89
4.	3.9	Susan Owens (100 games)	1979-83
5.	3.7	Olivia Grayson (134 games)	2009-13
6.	3.7	Sherri Fuqua (104 games)	1978-82
7.	3.5	Deborah Rusch (112 games)	1990-94
8.	3.4	Roma Coleman (113 games)	1991-95
9.	3.4	Mary Lowry (63 games)	1995-97
10.	3.3	Sarah Goree (126 games)	1998-2002

BLOCKS

1.	248	Janell Burse	1997-2001
2.	229	Brett Benzio	2008-12
3.	217	Teana McKiver	2000-03
4.	210	Gwen Slaughter	98-99,00-03
5.	155	Tiffany Dale	2011-15
6.	111	Brittany Lindsey	2007-11
7.	90	Angela Rust	1988-92
8.	85	Dominique Philpots	2004-08

9. 64 Mary Ann Marino* 1992-97
10. 60 Stephanie Simpson.....1991-95

BLOCKS PER GAME
1. 2.3 Teana McKiver (96 games) 2000-03
2. 2.1 Janell Burse (116 games) 1997-01
3. 1.8 Brett Benzio (126 games) 2008-12
4. 1.7 Gwen Slaughter (126 games). 98-99,00-03
5. 1.2 Tiffany Dale (127 games).....2011-15
6. 1.2 Brittany Lindsey (96 games) ..2007-11
7. 0.8 Angela Rust (109 games) 1988-92
8. 0.8 Dominique Philpots (109 games) .2004-08
9. 0.6 Stephanie Simpson (103 games).1991-95
10. 0.5 Mary Ann Marino* (121 games) ..1992-97

STEALS
1. 315 Carmen Jones.....1986-90
2. 289 Grace Daley 1996-2000
3. 260 D'Aundra Henry 02-05,06-07
4. 249 Olivia Grayson 2009-13
5. 234 Ashley Langford 2005-09
6. 231 Roshaunda Barnes 2007-11
7. 222 Keisha Johnson 1990-94
8. 211 Chassity Brown 2006-10
9. 197 Kelly Nadeau.....2000-04
10. 187 Mary Ann Marino* 1992-97

STEALS PER GAME
1. 2.8 Carmen Jones (111 games)...1986-00
2. 2.4 Grace Daley (122 games)..1996-2000
3. 2.4 Carla Weigel (54 games) 1987-89
4. 2.3 D'Aundra Henry (111 games) 02-05,06-07
5. ***2.1 Kolby Morgan (33 games) ...2014-15***
6. 2.0 Keisha Johnson (112 games).1990-94
7. 1.9 Olivia Grayson (134 games) ..2009-13
8. 1.9 Ashley Langford (121 games)2005-09
9. 1.9 Chassity Brown (109 games).2006-10
10. 1.8 Evenda Barnes (54 games) ...1987-89

MINUTES
1. 4162 Ashley Langford 2005-09
2. 4121 Olivia Grayson 2009-13
3. 3688 Christy Thomaskutty 1992-96
4. 3420 Brett Benzio 2008-12
5. 3418 Keisha Johnson 1990-94
6. 3375 Jamie Kaplan 2011-15
7. 3342 Grace Daley 1996-2000
8. 3326 Mary Ann Marino* 1992-97
9. 3293 Barbara Farris 1994-98
10. 3286 Sarah Goree 1998-2002

MINUTES PER GAME
1. 34.4 Ashley Langford (121 games)...2005-09
2. 31.3 Christy Thomaskutty (118 games)1992-96
3. 30.8 Olivia Grayson (101 games) ... 2009-P
4. 30.6 Mary Lowry (63 games) 1995-97
5. 30.5 Keisha Johnson (112 games).1990-94
6. 28.8 Danielle Nunn (59 games) 2009-11
7. 27.9 Barbara Farris (118 games) ...1994-98
8. 27.9 Deborah Rusch (112 games) .1990-94
9. 27.6 Jami Montagnino (114 games)2003-07
10. 27.5 Mary Ann Marino* (121 games) 1992-97

GAMES PLAYED
1. 134 Olivia Grayson 2009-13
2. 131 Adesuwa Ebomwonyi.....2011-15
3. 130 Jamie Kaplan 2011-15
4. 129 Tiffany Aidoo 2007-11
5. 128 Britt Themann.....1999-2003
6. 127 Tiffany Dale 2011-15
7. 126 Danielle Blagg.....2011-15
126 Brett Benzio 2008-12
126 Gwen Slaughter 98-99,00-03
126 Sarah Goree 1998-2002

GAMES STARTED
1. 119 Ashley Langford 2005-09
2. 116 Olivia Grayson 2009-13
3. 114 Barbara Farris 1994-98
114 Mary Ann Marino* 1992-97
5. 108 Keisha Johnson 1990-94
6. 105 Brett Benzio 2008-12
7. 101 Carmen Jones.....1986-90
8. 99 Christy Thomaskutty 1992-96
9. 97 Jami Montagnino.....2003-07
10. 96 Jamie Kaplan 2011-15

*received medical redshirt in 1993-94

SEASON RECORDS

POINTS
1. 692 Grace Daley 1999-2000
2. 690 Carmen Jones.....1989-90
3. 622 Keisha Johnson 1993-94
4. 609 Stacey Gaudet 1986-87
5. 605 Janell Burse 1999-2000
6. 603 Janell Burse 2000-01
7. 599 Stacey Gaudet 1985-86
8. 574 Teana McKiver 2001-02
9. 572 Grace Daley 1998-99
10. 564 Evenda Barnes 1988-89

POINTS PER GAME
1. 24.6 Carmen Jones.....1989-90
2. 21.8 Stacey Gaudet 1986-87
3. 21.6 Grace Daley 1999-2000
4. 21.4 Stacey Gaudet 1985-86
5. 20.9 Evenda Barnes 1988-89
6. 20.3 Terry Johnson 1979-80
7. 20.1 Grace Daley 1997-98
8. 20.1 Keisha Johnson 1993-94
9. 19.9 Carmen Jones.....1988-89
10. 19.1 Grace Daley 1998-99

FIELD GOALS MADE
1. 252 Carmen Jones.....1989-90
2. 241 Keisha Johnson 1993-94
3. 238 Evenda Barnes 1988-89
4. 235 Teana McKiver 2001-02
5. 233 Janell Burse 2000-01
233 Janell Burse 1999-2000
7. 232 Stacey Gaudet 1986-87
8. 227 Grace Daley 1999-2000
9. 218 Terry Johnson 1979-80
10. 210 Carmen Jones.....1988-89

FIELD GOALS ATTEMPTED
1. 664 Carmen Jones.....1989-90
2. 496 Stacey Gaudet 1986-87
3. 465 Grace Daley 1999-2000
4. 455 Stacey Gaudet 1984-85
5. 433 Olivia Grayson 2011-12
6. 428 Terry Johnson 1979-80
7. 421 Roshaunda Barnes 2010-11
8. 418 Evenda Barnes 1988-89
9. 415 Daryl Kimche.....1982-83
10. 411 Carmen Jones.....1988-89

FIELD GOAL PERCENTAGE
1. .719 Barbara Farris (151-210) 1997-98
2. .671 Marion Williams (104-155).....1996-97
3. .636 Keisha Johnson (178-280).....1992-93
4. .627 Barbara Farris (178-284) 1995-96
5. .623 Teana McKiver (235-377).....2001-02
6. .623 Barbara Farris (170-273) 1996-97
7. .608 Keisha Johnson (144-237).....1991-92
8. .604 Keisha Johnson (241-399).....1993-94
9. .599 Barbara Farris (161-269) 1994-95
10. .596 Janell Burse (233-391).....2000-01

3-POINTERS MADE
1. 98 Christy Thomaskutty 1993-94
2. 87 Tiffany Aidoo 2010-11
87 Christy Thomaskutty 1994-95
4. 69 Nikki Luckhurst.....2005-06
5. 66 Indira Kaljo 2008-09
6. 64 Danielle Blagg.....2012-13
7. 62 Nikki Luckhurst.....2007-08
8. 61 Danielle Blagg.....2013-14
9. 60 Jami Montagnino.....2006-07
60 Christy Thomaskutty 1995-96

3-POINTERS ATTEMPTED
1. 245 Christy Thomaskutty 1993-94
2. 225 Tiffany Aidoo 2010-11
3. 223 Christy Thomaskutty 1994-95
4. 197 Nikki Luckhurst.....2005-06
5. 183 Danielle Blagg.....2012-13
6. 182 Danielle Blagg.....2011-12
7. 177 Kelly Nadeau.....2003-04
8. 175 Nikki Luckhurst.....2007-08
9. 172 Christy Thomaskutty 1995-96
10. 167 Danielle Blagg.....2014-15

3-POINT FIELD GOAL PERCENTAGE
1. .433 Tiffany Aidoo (58-134).....2009-10
2. .420 Indira Kaljo (66-157) 2008-09
3. .414 Sarah Goree (46-111) 1999-2000
4. .400 Christy Thomaskutty (98-245)..1993-94
5. .394 Danielle Blagg (61-155) 2013-14
5. .390 Christy Thomaskutty (87-223)1994-95
6. .389 Leslie Vorpahl (37-95).....2014-15
7. .387 Tiffany Aidoo (87-225).....2010-11
8. .377 Britt Themann (43-114) 1999-2000
9. .376 Kelly Nadeau (44-117.....2002-03
10. .376 Muci Harris (47-125) 2002-03

FREE THROWS MADE
1. 203 Stacey Gaudet 1985-86
2. 185 Grace Daley 1999-2000
3. 164 Grace Daley 1998-99
4. 145 Stacey Gaudet 1986-87
5. 144 Carmen Jones.....1989-90
6. 140 Keisha Johnson 1993-94
7. 139 Janell Burse 1999-2000
8. 136 Janell Burse 2000-01
9. 131 Daryl Kimche.....1983-84
10. 127 Danielle Nunn 2009-10

FREE THROWS ATTEMPTED
1. 252 Janell Burse 2000-01
2. 242 Stacey Gaudet 1985-86
3. 239 Grace Daley 1999-2000
4. 228 Janell Burse 1999-2000
5. 225 Keisha Johnson 1993-94
6. 201 Grace Daley 1998-99
201 Carmen Jones.....1989-90
201 Stacey Gaudet 1986-87
9. 198 Barbara Farris 1994-95
10. 194 Barbara Farris 1995-96

FREE THROW PERCENTAGE

1.	.899	Jami Montagnino (107-119)	2006-07
2.	.899	Jami Montagnino (80-89)	2005-06
3.	.867	Ashley Langford (85-98)	2005-06
4.	.851	Ashley Langford (114-134)	2007-08
5.	.850	Mary Ann Marino (51-60)	1996-97
6.	.849	Stacey Gaudet (107-126)	1983-84
7.	.845	Kristen Koch (60-71)	1998-99
8.	.841	Sherri Fuqua (69-82)	1981-82
9.	.839	Stacey Gaudet (203-242)	1985-86
10.	.828	Stacey Gaudet (111-134)	1984-85

REBOUNDS

1.	342	Janell Burse	2000-01
2.	319	Keisha Johnson	1993-94
3.	315	Janell Burse	1999-2000
4.	309	Brett Benzio	2011-12
5.	296	Brett Benzio	2008-09
6.	293	Gwen Slaughter	2001-02
7.	268	Gwen Slaughter	2002-03
8.	261	Evenda Barnes	1988-89
9.	260	Teana McKiver	2001-02
10.	256	Keisha Johnson	1992-93

OFFENSIVE REBOUNDS

1.	152	Janell Burse	2000-01
2.	145	Janell Burse	1999-2000
3.	143	Keisha Johnson	1993-94
4.	116	Teana McKiver	2001-02
5.	113	Keisha Johnson	1992-93
6.	111	Barbara Farris	1995-96
7.	109	Keisha Johnson	1991-92
8.	108	Lakethia Hampton	2003-04
9.	103	Adesuwa Ebomwonyi	2013-14
10.	102	Gwen Slaughter	2002-03
	102	Evenda Barnes	1988-89

DEFENSIVE REBOUNDS

1.	221	Brett Benzio	2011-12
2.	214	Brett Benzio	2008-09
3.	194	Gwen Slaughter	2001-02
4.	190	Janell Burse	2000-01
5.	176	Keisha Johnson	1993-94
6.	170	Janell Burse	1999-2000
7.	166	Gwen Slaughter	2002-03
	166	Gwen Slaughter	2000-01
9.	161	Barbara Farris	1996-97
10.	159	Evenda Barnes	1988-89

REBOUNDS PER GAME

1.	10.7	Janell Burse (32 games)	2000-01
2.	10.3	Keisha Johnson (31 games)	1993-94
3.	9.8	Janell Burse (32 games)	1999-2000
4.	9.7	Sara Shlagman (22 games)	1985-86
5.	9.7	Evenda Barnes (27 games)	1988-89
6.	9.5	Keisha Johnson (27 games)	1992-93
7.	9.3	Brett Benzio (32 games)	2008-09
8.	9.2	Gwen Slaughter (29 games)	2002-03
9.	9.2	Keisha Johnson (26 games)	1991-92
10.	9.2	Terry Johnson (27 games)	1979-80

ASSISTS

1.	209	Jamie Kaplan	2013-14
2.	207	Ashley Langford	2006-07
3.	184	Ashley Langford	2008-09
4.	171	Ashley Langford	2005-06
5.	168	Olivia Grayson	2010-11
6.	165	Roshaunda Barnes	2010-11
7.	160	Ashley Langford	2007-08
8.	150	Jamie Kaplan	2014-15
9.	145	Jamie Kaplan	2012-13
10.	139	Roshaunda Barnes	2009-10
	139	Susan Owens	1982-83

ASSISTS PER GAME

1.	6.7	Jamie Kaplan (31 games)	2013-14
2.	6.6	Ashley Langford (26 games)	2005-06
3.	6.3	Ashley Langford (33 games)	2006-07
4.	5.8	Ashley Langford (32 games)	2008-09
5.	5.3	Ashley Langford (30 games)	2007-08
6.	5.0	Susan Owns (28 games)	1982-83
7.	5.0	Deborah Rusch (27 games)	1990-91
8.	4.9	Olivia Grayson (34 games)	2010-11
9.	4.9	Roshaunda Barnes (34 games)	2010-11
10.	4.7	Jamie Kaplan (32 games)	2014-15

BLOCKS

1.	80	Teana McKiver	2002-03
	80	Janell Burse	1999-2000
3.	79	Teana McKiver	2001-02
4.	75	Brett Benzio	2010-11
5.	74	Janell Burse	1998-99
6.	73	Brett Benzio	2011-12
7.	66	Janell Burse	2000-01
8.	58	Teana McKiver	2000-01
9.	57	Gwen Slaughter	1998-99
10.	54	Gwen Slaughter	2001-02

BLOCKS PER GAME

1.	2.8	Teana McKiver (29 games)	2002-03
2.	2.5	Janell Burse (32 games)	1999-2000
3.	2.5	Janell Burse (30 games)	1998-99
4.	2.3	Brett Benzio (34 games)	2010-11
5.	2.3	Teana McKiver (35 games)	2001-02
6.	2.1	Brett Benzio (34 games)	2011-12
7.	2.1	Janell Burse (32 games)	2000-01
8.	1.9	Gwen Slaughter (30 games)	1998-99
9.	1.8	Teana McKiver (32 games)	2000-01
10.	1.7	Angela Rust (28 games)	1990-91

STEALS

1.	102	Roshaunda Barnes	2010-11
2.	98	Carmen Jones	1987-88
3.	91	D'Aundra Henry	2006-07
4.	90	Roshaunda Barnes	2009-10
5.	89	Carmen Jones	1989-90
6.	85	Chassity Brown	2009-10
7.	83	Keisha Johnson	1993-94
8.	81	Grace Daley	1997-98
9.	78	Olivia Grayson	2011-12
10.	76	Ashley Langford	2006-07

STEALS PER GAME

1.	3.5	Carmen Jones (28 games)	1987-88
2.	3.2	Carmen Jones (28 games)	1989-90
3.	3.0	Roshaunda Barnes (34 games)	2010-11
4.	2.9	Grace Daley (28 games)	1997-98
5.	2.8	Carla Weigel (26 games)	1988-89
6.	2.8	D'Aundra Henry (26 games)	2004-05
7.	2.8	D'Aundra Henry (33 games)	2006-07
8.	2.7	Chassity Brown (31 games)	2009-10
9.	2.7	Roshaunda Barnes (33 games)	2009-10
10.	2.7	Keisha Johnson (31 games)	1993-94

MINUTES

1.	1168	Olivia Grayson	2010-11
2.	1119	Roshaunda Barnes	2010-11
3.	1101	Ashley Langford	2006-07
4.	1093	Tiffany Aidoo	2010-11
5.	1087	Stacey Gaudet	1986-87
6.	1069	Carmen Jones	1989-90
7.	1068	Olivia Grayson	2011-12
8.	1057	Ashley Langford	2007-08
9.	1047	Christy Thomaskutty	1995-96
10.	1033	Christy Thomaskutty	1993-94

MINUTES PER GAME

1.	38.8	Stacey Gaudet (28 games)	1986-87
2.	38.4	Ashley Langford (26 games)	2005-06
3.	38.2	Carmen Jones (28 games)	1989-90
4.	35.7	Carmen Jones (27 games)	1988-89
5.	35.2	Ashley Langford (30 games)	2007-08
6.	34.8	Christy Thomaskutty (29 games)	1994-95
7.	34.7	D'Aundra Henry (26 games)	2004-05
8.	34.5	Jami Montagnino (27 games)	2005-06
9.	34.4	Olivia Grayson (34 games)	2010-11
10.	34.3	Carla Weigel (26 games)	1988-89

GAMES PLAYED

1.	35	Kaisha Lymon	2001-02
	35	Teana McKiver	2001-02
	35	Kelly Nadeau	2001-02
	35	Gwen Slaughter	2001-02
	35	Britt Themann	2001-02
	35	Tiffany Wilson	2001-02
7.	34	Brett Benzio	2011-12
	34	Danielle Blagg	2011-12
	34	Adesuwa Ebomwonyi	2011-12
	34	Olivia Grayson	2011-12
	34	Jamie Kaplan	2011-12
	34	Tyria Snow	2011-12
	34	Tiffany Aidoo	2010-11
	34	Roshaunda Barnes	2010-11
	34	Olivia Grayson	2010-11
	34	Sarah Goree	2001-02

GAMES STARTED

1.	35	Teana McKiver	2001-02
	35	Gwen Slaughter	2001-02
3.	34	Brett Benzio	2011-12
	34	Tiffany Aidoo	2010-11
5.	33	Olivia Grayson	2012-13
	33	Janique Kautsky	2012-13
	33	Olivia Grayson	2011-12
	33	Olivia Grayson	2010-11
	33	Roshaunda Barnes	2009-10
	33	Ashley Langford	2006-07
	33	Jami Montagnino	2006-07

Single-Season Records

POINTS

1.	43	Carmen Jones vs Alabama	1/3/90
2.	39	Janell Burse vs DePaul	2/3/00
	39	Keisha Johnson vs Va. Tech	1/15/94
4.	38	Grace Daley at SMU	12/5/98
	38	Patricia Toujouse vs UNO	12/30/80
6.	37	Danielle Nunn at Oral Roberts	3/21/11
	37	Stacey Gaudet vs UCF	1/18/87
8.	36	Janell Burse vs Houston	1/14/01
	36	Grace Daley vs Memphis	2/6/98
	36	Keisha Johnson vs Miss. St.	1/25/94

FIELD GOALS MADE

1.	19	Patricia Toujouse vs UNO	12/30/80
2.	17	Janell Burse vs DePaul	2/3/00
	17	Stacey Gaudet vs Nicholls St.	2/26/86
4.	16	Keisha Johnson vs Va. Tech	1/15/94
5.	15	Janell Burse vs Houston	1/14/01
	15	Keisha Johnson vs Miss. St.	1/25/94
7.	14	Brittany Lindsey vs S.Miss	2/19/09
8.	13	Teana McKiver vs Southern Miss	1/5/02
	13	Janell Burse vs Georgetown	1/14/01
	13	Janell Burse vs Southern Miss	1/3/00
	13	Janell Burse vs Sienna	11/22/99
	13	Grace Daley vs Memphis	2/6/98
	13	Keisha Johnson vs Virginia Tech	2/1/92
	13	Keisha Johnson vs McNeese St.	1/30/92

FIELD GOALS ATTEMPTED

1.	28	Olivia Grayson at UTEP	2/12/12
2.	25	Roshaunda Barnes vs S.Miss	1/20/11
	25	Jami Montagnino at SMU	3/3/06
4.	24	Janell Burse vs DePaul	2/3/00
	24	Grace Daley at Sienna	11/22/99
6.	23	Janell Burse vs Houston	1/14/01
7.	21	Olivia Grayson vs Southern	12/11/11
	21	Roshaunda Barnes vs UCF	3/12/11
	21	Olivia Grayson vs SMU	1/6/11
	21	Lakethia Hampton at DePaul	1/25/04
	21	Kelly Nadeau vs George Mason	11/29/03
	21	Grace Daley vs SMU	12/13/99
	21	Grace Daley vs Memphis	2/6/98
	21	Kim Bryant vs Charlotte	2/24/95
	21	Deborah Rusch vs Miss. St.	1/15/92

3-POINTERS MADE

1.	9	Tiffany Aidoo at UAB	1/9/11
2.	8	Danielle Blagg at Marshall	1/13/13
	8	Christy Thomaskutty vs. McNeese	12/19/94
	8	Christy Thomaskutty vs Troy	11/29/94
5.	7	Danielle Blagg vs Virginia	12/20/13
	7	Jami Montagnino vs Tulsa	1/12/07
	7	Jami Montagnino vs Houston	1/5/07
	7	Britt Themann vs Cincinnati	1/28/01
	7	Christy Thomaskutty vs Texas Tech	3/20/95
	7	Christy Thomaskutty vs ULM	3/24/94

3-POINTERS ATTEMPTED

1.	16	Nikki Luckhust at SMU	3/3/06
	16	Christy Thomaskutty at Texas Tech	3/20/95
3.	15	Christy Thomaskutty vs South Fla.	2/5/94
4.	14	Christy Thomaskutty vs LSU	2/21/94
5.	13	Danielle Blagg vs Virginia	12/20/13
	13	Danielle Blagg at Marshall	1/13/13
	13	Tiffany Aidoo vs Southern Miss	1/20/11
	13	Tiffany Aidoo at UAB	1/9/11
	13	Nikki Luckhurst vs Marshall	3/6/08
	13	Nikki Luckhurst vs Ga. Tech	11/13/07
	13	Christy Thomaskutty vs S.Carolina	12/19/95
	13	Christy Thomaskutty at South Fla.	2/27/93

FREE THROWS MADE

1.	19	Stacey Gaudet vs Virginia Tech	2/25/84
2.	15	Danielle Nunn at Oral Roberts	3/21/11
	15	Danielle Nunn at Tulsa	1/22/11
	15	Grace Daley at SMU	12/5/98
	15	Grace Daley vs SMU	11/25/97
6.	14	Salome Hector vs Southern Miss	1/3/00
	14	Keisha Johnson vs South Fla.	2/22/92
8.	13	Danielle Nunn at UTEP	3/3/10
	13	Lakethia Hampton vs S.F.Austin	12/28/04
10.	12	Tiffany Dale vs Louisiana Tech	1/25/14
	12	Danielle Nunn vs Tulsa	2/5/10
	12	Jami Montagnino vs SMU	3/3/06
	12	Jami Montagnino vs Rhode Island	11/17/06
	12	Janell Burse vs Southern Miss	2/22/01
	12	Grace Daley vs Louisville	3/4/00

FREE THROWS ATTEMPTED

1.	23	Keisha Johnson vs UNLV	12/11/92
2.	19	Danielle Nunn at Tulsa	1/23/11
	19	Stacey Gaudet vs Va. Tech*	2/25/84
	19	Grace Daley at SMU	12/5/98
5.	18	Keisha Johnson vs Louisville	1/8/94
6.	17	Danielle Nunn at Oral Roberts	3/21/11
	17	Danielle Nunn at UTEP	3/3/10
	17	Danielle Nunn vs Tulsa	2/5/10
	17	Lakethia Hampton vs S.F.Austin	12/28/04
	17	Barbara Farris vs G.Washington	12/3/94

*unknown amount of shots with 19 makes

REBOUNDS

1.	21	Janell Burse vs Memphis	2/19/00
	21	Keisha Johnson vs Nicholls St.	2/15/91
3.	20	Brett Benzio vs Houston	3/11/11
	20	Janell Burse vs Southern Miss	1/3/00
	20	Terry Johnson vs William Carey	11/20/79
6.	19	Janell Burse vs LSU	12/10/00
	19	Keisha Johnson vs SMU	1/5/94
	19	Keisha Johnson vs Harvard	12/6/93
	19	Beth Lebsack vs Southern Miss	2/1/84
	19	Daryl Kimche vs Nicholls State	1/13/84
	19	Sharon Hill vs Xavier (N.O.)	1/15/80

ASSISTS

1.	14	Ashley Langford vs UTEP	1/20/07
	14	Ashley Langford vs SMU	2/26/06
3.	13	Jamie Kaplan vs Memphis	2/21/15
	13	Jamie Kaplan vs New Orleans	11/8/13
	13	Ashley Langford vs SMU	3/3/06
	13	Ashley Langford vs E.Carolina	2/19/06
7.	12	Jamie Kaplan at UAB	2/22/14
	12	Ashley Langford vs Miami (Ohio)	1/2/06
	12	Stacey Gaudet vs UCF	1/18/87

BLOCKS

1.	10	Janell Burse vs Memphis	2/16/01
2.	9	Brett Benzio vs East Carolina	1/13/11
	9	Janell Burse vs South Alabama	12/1/97
4.	8	Brett Benzio vs UTEP	1/15/12
	8	Teana McKiver vs Charlotte	2/22/02
	8	Stephanie Simpson vs Prairie View	12/10/93
6.	7	Brett Benzio vs SE Louisiana	1/3/11
	7	Brett Benzio vs Houston	1/9/09
	7	Teana McKiver vs La. Tech	12/7/02
9.	6	Tiffany Dale vs Middle Tenn.	3/5/14
	6	Brett Benzio at Louisiana Tech	12/2/11
	6	Brett Benzio vs Nicholls State	12/29/10
	6	Brittany Lindsey vs Winthrop	11/18/07
	6	Teana McKiver at Cincinnati	2/2/03
	6	Teana McKiver vs Boston College	12/29/02
	6	Teana McKiver vs East Carolina	2/24/02
	6	Teana McKiver vs William & Mary	12/27/02
	6	Stephanie Simpson vs UC Irvine	12/4/92

STEALS

1.	9	Chassity Brown at SMU	1/17/10
2.	8	Ashley Langford vs Temple	12/28/08
	8	Kelly Nadeau vs TCU	2/23/03
	8	Salome Hector vs Saint Louis	1/28/00
	8	Mary Ann Marino vs Harvard	12/6/93
	8	Keisha Johnson vs Louisville	1/20/92
7.	7	Danielle Blagg vs SMU	1/17/15
	7	Danielle Blagg vs Purdue	11/24/11
	7	Roshaunda Barnes vs SF Austin	11/20/10
	7	Roshaunda Barnes vs Prairie View	12/4/09
	7	Courtney Simmons at S.Miss	2/5/05
	7	D'Aundra Henry at Memphis	1/14/05
	7	Kelly Nadeau vs UAB	3/1/02
	7	Lacey Vicknair vs Saint Louis	1/24/99
	7	Grace Daley vs Charlotte	1/25/98
	7	Grace Daley vs DePaul	1/17/98

Team Season Records

POINTS

1. 2579 1999-2000
2. 2480 2010-11
3. 2447 1996-97
4. 2430 2001-02
5. 2347 2006-07
6. 2296 2009-10
7. 2294 2000-01
8. 2255 1993-94
9. 2220 1998-99
10. 2201 1995-96

POINTS PER GAME

1. 80.5 (32 games) 1999-2000
2. 76.5 (32 games) 1996-97
3. 74.6 (28 games) 1985-86
4. 74.4 (28 games) 1980-81
5. 74.0 (30 games) 1998-99
6. 73.5 (28 games) 1997-98
7. 72.9 (34 games) 2010-11
8. 72.7 (31 games) 1993-94
9. 71.7 (32 games) 2000-01
10. 71.1 (33 games) 2006-07

FIELD GOALS MADE

1. 909 2010-11
2. 901 2001-02
3. 897 1999-2000
4. 894 1996-97
5. 884 1980-81
6. 860 2006-07
7. 814 2000-01
8. 812 1993-94
9. 806 1995-96
10. 803 2009-10
    803 1998-99

FIELD GOALS ATTEMPTED

1. 2083 2001-02
2. 2078 2010-11
3. 2026 2006-07
4. 1988 1993-94
5. 1985 2012-13
6. 1911 2011-12
7. 1902 2009-10
   1902 1999-2000
9. 1876 1996-97
10. 1867 2014-15

FIELD GOAL PERCENTAGE

1. .484 (884-1827) 1980-81
2. .481 (803-1669) 1998-99
3. .477 (894-1876) 1996-97
4. .477 (751-1576) 1997-98
5. .472 (897-1902) 1999-2000
6. .471 (737-1565) 1988-89
7. .454 (814-1794) 2000-01
8. .451 (806-1786) 1995-96
9. .449 (778-1734) 1987-88
10. .443 (729-1645) 2002-03

3-POINTERS MADE

1. 200 2009-10
2. 182 1999-2000
3. **177 ..... 2014-15**
3. 175 1993-94
4. 168 2012-13
5. 158 2011-12
6. 156 2006-07
7. 154 2010-11
8. 152 2013-14
9. 148 2002-03
   148 2001-02
   148 2000-01

3-POINTERS ATTEMPTED

1. 593 2009-10
2. 555 2011-12
3. 551 2014-15
4. 534 1999-2000
5. 526 2012-13
6. 505 1993-94
7. 491 2010-11
8. 487 2001-02
9. 468 2013-14
10. 462 2006-07

3-POINT FG PERCENTAGE

1. .362 (148-409) 2002-03
2. .361 (130-360) 1994-95
3. .358 (148-413) 2000-01
4. .351 (123-350) 1996-97
5. .351 (120-342) 1997-98
6. .347 (175-505) 1993-94
7. .341 (182-534) 1999-2000
8. .338 (156-462) 2006-07
9. .337 (200-593) 2009-10
10. .325 (152-468) 2013-14
    .325 (120-369) 1998-99

FREE THROWS MADE

1. 600 1999-2000
2. 536 1996-97
3. 535 1985-86
4. 518 2000-01
5. 508 2010-11
6. 494 1998-99
7. 490 2009-10
8. 480 2001-02
9. 472 1995-96
10. 471 2006-07

FREE THROWS ATTEMPTED

1. 854 1999-2000
2. 841 2000-01
3. 768 1996-97
4. 759 2001-02
5. 751 1985-86
6. 741 2010-11
7. 728 1995-96
8. 724 2009-10
9. 701 2008-09
10. 696 1998-99

FREE THROW PERCENTAGE

1. .742 (391-527) 2005-06
2. .733 (430-587) 2007-08
3. .712 (535-751) 1985-86
4. .710 (494-696) 1998-99
5. .709 (445-628) 1986-87
6. .703 (600-854) 1999-2000
7. .698 (536-768) 1996-97
8. .693 (471-680) 2006-07
9. .688 (437-635) 1997-98
10. .687 (412-600) 2012-13

REBOUNDS

1. 1472 2001-02
2. 1388 2000-01
3. 1373 2012-13
4. 1367 2011-12
5. 1321 2010-11
6. 1303 1996-97
7. 1274 2013-14
8. 1262 1993-94
9. 1253 2006-07
10. 1245 1999-2000

OFFENSIVE REBOUNDS

1. 518 2001-02
2. 498 1993-94
3. 490 2012-13
4. 481 2011-12
5. 464 2000-01
6. 461 2013-14
7. 455 1996-97
8. 451 2010-11
9. 447 2007-08
10. 441 1989-90

DEFENSIVE REBOUNDS

1. 954 2001-02
2. 924 2000-01
3. 886 2011-12
4. 883 2012-13
5. 870 2010-11
6. 848 1996-97
7. 837 2006-07
8. 813 2013-14
9. **810 ..... 2014-15**
   810 1999-00

REBOUNDS PER GAME

1. 44.4 (28 games) 1985-86
2. 43.4 (32 games) 2000-01
3. 42.1 (35 games) 2001-02
4. 41.6 (33 games) 2012-13
   41.6 (28 games) 1983-84
6. 41.1 (31 games) 2013-14
7. 40.9 (28 games) 1984-85
8. 40.9 (29 games) 1994-95
9. 40.7 (32 games) 1996-97
10. 40.7 (31 games) 1993-94

ASSISTS

1. 553 2000-01
2. 550 2006-07
3. 537 2010-11
4. 535 2012-13
5. 534 1999-2000
6. 530 2001-02
7. 508 2009-10
8. 506 1993-94
9. 505 2011-12
10. 502 2008-09

ASSISTS PER GAME

1. 17.3 (32 games) 2000-01
2. 17.2 (28 games) 1980-81
3. 17.0 (28 games) 1997-98
4. 16.7 (32 games) 1999-2000
5. 16.7 (33 games) 2006-07
6. 16.3 (31 games) 1993-94
7. 16.3 (29 games) 1994-95
8. 16.2 (31 games) 2013-14
   16.2 (33 games) 2012-13
10. 16.0 (29 games) 2002-03

BLOCKS

1. 200 2000-01
2. 197 1998-99
3. 183 2001-02
4. 167 2010-11
5. 163 2011-12
6. 155 2002-03
7. 144 2012-13
8. 140 1999-2000
9. 131 2013-14
10. **111 ..... 2014-15**
    111 2008-09

BLOCKS PER GAME

1. 6.6 (30 games) 1998-99
2. 6.3 (32 games) 2000-01
3. 5.3 (29 games) 2002-03
4. 5.2 (35 games) 2001-02
5. 4.9 (34 games) 2010-11
6. 4.8 (34 games) 2011-12
7. 4.4 (33 games) 2012-13
   4.4 (32 games) 1999-2000
9. 4.2 (31 games) 2013-14
10. 3.5 (32 games) 2008-09

STEALS

1. 394 2006-07
2. 385 2009-10
3. 346 2001-02
4. 339 2010-11
5. 335 1993-94
6. 329 1996-97
7. **324 ..... 2014-15**
   324 2011-12
9. 319 2008-09
10. 318 2002-03

STEALS PER GAME

1. 11.9 (33 games) 2006-07
2. 11.7 (33 games) 2009-10
3. 11.0 (29 games) 2002-03
4. 10.8 (31 games) 1993-94
5. 10.7 (27 games) 1988-89
6. 10.6 (28 games) 1997-98
7. 10.3 (32 games) 1996-97
8. 10.1 (28 games) 2004-05
   10.1 (28 games) 2003-04
10. 10.0 (34 games) 2010-11

GAMES WON

1. 27 (27-5) 1999-2000
   27 (27-5) 1996-97
3. 26 (26-7) 2009-10
   26 (26-7) 2006-07
5. 24 (24-9) 2012-13
   24 (24-11) 2001-02
   24 (24-6) 1998-99
8. 23 (23-11) 2011-12
   23 (23-11) 2010-11
10. **22 (22-11) 2014-15**
    22 (22-10) 2000-01

GAMES LOST

1. 22 (6-22) 1990-91
   22 (6-22) 1989-90
   22 (6-22) 1984-85
4. 20 (8-20) 1983-84
   20 (8-20) 1982-83
6. 19 (9-19) 1991-92
   19 (9-19) 1986-87
8. 18 (10-18) 2003-04
9. 16 (12-16) 1980-81
10. 15 (12-15) 1981-82

WINNING PERCENTAGE

1. .844 (27-5) 1999-2000
   .844 (27-5) 1996-97
3. .800 (24-6) 1998-99
4. .788 (26-7) 2009-10
   .788 (26-7) 2006-07
6. .750 (21-7) 1997-98
7. .727 (24-9) 2012-13
8. .688 (22-10) 2000-01
9. .686 (24-11) 2001-02
10. .677 (21-10) 1995-96

Team Single Game Records

POINTS

1.	117	vs UCF	1/18/87
2.	110	vs Boston	12/21/00
3.	109	at Puerto Rico-Mayaguez	11/23/01
4.	108	at Nicholls State	12/17/08
5.	105	vs Colorado State	12/29/96
6.	104	vs West Virginia	12/28/99
7.	101	vs South Alabama	12/1/97
8.	100	vs New Orleans	11/19/00
	100	vs Dillard	12/2/86
10.	99	vs South Florida	2/14/99
	99	at West Florida	1/25/86
	99	vs New Orleans	2/22/81

FIELD GOALS MADE

1.	45	at Nicholls State	12/17/08
2.	43	vs Colorado State	12/29/96
3.	39	vs South Alabama	12/1/97
4.	38	vs Southeastern Louisiana	12/19/02
5.	37	at Houston	3/5/11
	37	vs Loyola (N.O.)	11/21/06
	37	at Puerto Rico-Mayaguez	11/23/01
	37	vs DePaul	1/17/98
9.	36	at Old Dominion	1/11/14
	36	vs South Florida	2/14/99

FIELD GOALS ATTEMPTED

1.	95	at SMU	3/3/06
2.	85	vs South Florida	2/11/94
3.	78	at Houston	3/5/11
4.	77	vs Southern Miss	1/20/11
5.	76	vs Southeastern	11/19/13
	76	vs Rice	1/27/11
	76	at Southern Miss	2/16/06
	76	at Marquette	1/27/02
9.	75	vs UTEP	2/1/14
	75	vs Southern Miss	2/26/05
	75	vs Southern Utah	11/25/94
	75	vs New Orleans	2/16/94
	75	vs Troy	12/7/93

FIELD GOAL PERCENTAGE (min. 45 att.)

1.	.680	vs New Orleans (34-50)	11/19/00
2.	.660	vs Grambling State (33-50)	11/10/00
3.	.654	vs UTEP (34-52)	1/20/07
4.	.644	vs UAB (29-45)	1/10/99
5.	.640	vs Nicholls State (32-50)	12/29/10
6.	.634	at Nicholls State (45-70)	12/17/08
7.	.633	vs Charlotte (31-49)	1/25/98
8.	.627	at UAB (32-51)	2/16/03
9.	.625	at Portland (35-56)	12/1/02
10.	.622	vs Louisville (28-45)	2/28/99

3-POINTERS MADE

1.	14	at Nicholls State	12/17/08
2.	13	at Marshall	1/13/13
3.	11	at UAB	1/9/11
	11	at SMU	3/3/06
	11	vs Boston	12/21/00
	11	vs Texas Tech	3/20/95
7.	**10**	**vs Tulsa**	**3/7/15**
	10	vs Virginia	12/20/13
	10	at Houston	2/2/13
	10	vs New Orleans	11/21/11
	10	vs LSU	11/19/11
	10	vs East Carolina	3/10/11
	10	vs Georgia	3/20/10
	10	vs Memphis	2/18/10
	10	vs UTEP	1/20/07
	10	vs Tulsa	1/12/07
	10	vs Alabama	12/9/06
	10	at Tulsa	2/24/06
	10	vs UAB	1/18/02
	10	vs Buffalo	12/28/01
	10	vs Southern Miss	2/22/01
	10	vs Cincinnati	1/28/01
	10	at Miami (Fla.)	11/28/99

3-POINTERS ATTEMPTED

1.	38	at SMU	3/3/06
2.	35	vs Georgia	3/20/10
3.	32	vs Southern Miss	1/20/11
4.	**28**	**vs Western Kentucky**	**11/28/14**
	28	at Houston	2/9/12
	28	at Southern Miss	2/27/00
7.	27	vs UTEP	2/1/14
	27	at Auburn	1/5/03
	27	vs LSU	2/21/94
10.	26	vs Memphis	2/18/10
	26	vs Tulsa	1/8/06
	26	vs Southern Miss	1/29/94

3-POINT FG PERCENTAGE (Min. 10 att.)

1.	.750	at UCF (9-12)	1/31/10
	.750	vs Rice (9-12)	2/14/08
3.	.750	vs New Orleans (9-12)	11/19/00
	.750	vs Marquette (9-12)	1/20/99
5.	.714	vs Cincinnati (10-14)	1/28/01
6.	.700	vs UL-Lafayette (7-10)	1/12/94
7.	.667	vs DePaul (8-12)	2/11/96
8.	.643	vs East Carolina (9-14)	3/8/12
9.	.636	at Portland (7-11)	12/1/02
10.	.611	vs Boston (11-18)	12/21/00

FREE THROWS MADE

1.	37	at South Florida	2/22/92
2.	34	at DePaul	1/18/99
3.	33	vs West Virginia	12/28/99
4.	32	at Virginia Tech	1/16/93
	32	at New Orleans	1/14/93
6.	31	vs Virginia	12/20/13
	31	vs Boston	12/21/00
	31	vs SMU	11/25/97
9.	30	vs Nebraska	11/25/01
	30	at Puerto Rico-Mayaguez	11/23/01

FREE THROWS ATTEMPTED

1.	47	vs South Florida	2/22/92
2.	46	vs Virginia Tech	2/15/93
3.	45	vs Virginia	12/20/13
4.	44	vs Nebraska	11/25/01
	44	at DePaul	1/18/99
6.	43	vs Boston College	12/21/00
7.	42	at Sienna	11/19/99
	42	vs West Virginia	12/28/99
	42	vs SMU	11/25/97
	42	at Charlotte	1/10/97

FREE THROW PERCENTAGE (Min. 15 attempts)

1.	1.000	vs UT-San Antonio (18-18)	12/21/07
2.	.909	at Houston (20-22)	1/6/08
3.	.900	at Texas Tech (18-20)	3/20/00
4.	.897	at UAB (26-29)	2/6/06
	.897	vs Charlotte (26-29)	1/25/98
6.	.889	vs Nicholls State (16-18)	1/2/08
	.889	vs Southern Miss (16-18)	2/9/97
8.	.882	at Rice (15-17)	1/4/08
9.	.875	vs Loyola (14-16)	1/7/13
	.875	vs UCF (14-16)	3/12/11
	.875	at UCF (14-16)	2/17/11
	.875	vs Tulsa (21-24)	2/28/08
	.875	vs Miami-Ohio (21-24)	1/2/06
	.875	vs Oregon State (21-24)	11/25/03

REBOUNDS

1.	64	at SMU	3/3/06
2.	60	vs Howard	11/18/05
	60	vs SMU	12/29/92
4.	58	vs Houston	3/11/11
5.	57	vs Loyola-New Orleans	11/11/11
	57	vs Southern Miss	2/22/01
7.	56	vs Boston	12/21/00
8.	55	vs Southern Miss	1/18/14
9.	54	vs Providence	12/27/99
	54	at Houston	2/5/97
	54	vs Nicholls State	12/11/93

ASSISTS

1.	31	vs Houston	1/14/01
	31	vs South Alabama	12/1/97
3.	30	vs UTEP	1/20/07
4.	29	vs Northeastern	12/28/13
5.	27	vs Southeastern Louisiana	12/19/02
	27	vs Boston	12/21/00
	27	at Texas A&M	12/8/99
8.	26	at Old Dominion	1/11/14
	26	vs Southeastern	11/19/13
	26	vs Loyola	1/7/13
	26	vs Grambling State	11/10/00
	26	at Nicholls State	11/10/00

BLOCKS

1.	14	vs Memphis	2/16/01
	14	vs UNC-Asheville	11/26/99
	14	vs Houston	2/12/99
4.	13	vs William & Mary	12/27/00
5.	12	vs Drake	12/9/02
	12	vs South Alabama	12/1/97
7.	11	vs Southern	3/17/11
	11	vs Nicholls State	12/29/10
	11	vs Southern Miss	1/11/03
	11	vs Charlotte	1/7/01
	11	vs Grambling State	11/10/00
	11	vs Providence	12/27/99

STEALS

1.	24	vs Loyola	1/7/13
2.	22	vs UNC-Greensboro	12/28/02
	22	vs Saint Louis	1/28/00
4.	**21**	**vs Mississippi Valley St.**	**11/14/14**
	21	vs Loyola (N.O.)	11/21/06
	21	at Louisiana-Lafayette	12/9/96
7.	20	vs Appalachian State	12/27/97
	20	vs UNC-Greensboro	12/28/96
	20	vs Prairie View A&M	12/10/93
10.	19	vs Southern	12/11/11
	19	vs UTEP	1/30/11
	19	vs Hartford	12/28/00
	19	vs Tulsa	1/24/99

HISTORY BY THE NUMBERS

1... American Scholar Athlete of the Year

3... Conference Coach of the Year honors

4...C-USA Regular Season Championships // Tulane Athletics Hall of Famers

5...C-USA Tournament Titles

5...WNBA players

6... Straight trips to the postseason // Straight seasons with 20+ wins

7... All-Americans

9... Straight winning seasons

11...NCAA Tournament Appearances

14...20+ win seasons

16... Overall trips to the postseason

22... Years at the helm for Coach Stockton

26... Members in 1,000-point club

29... Where Stockton ranks nationally in career wins amongst active D-I coaches

39... All-Conference honorees

40... Years of women's basketball at Tulane

67.2%... Stockton career winning pct. at Tulane

438... Wins at Tulane for Stockton

501... Career wins for Stockton

2015-16 Tulane Women's Basketball Schedule

DAY/DATE	OPPONENT	LOCATION	TIME / TV
Thursday / Nov. 5	Loyola University New Orleans (Exh.)	New Orleans	5:30 pm
Friday / Nov. 13	UALR	New Orleans	5:30 pm
Tuesday / Nov. 17	Jackson State	New Orleans	7:00 pm
Thursday / Nov. 19	at Florida State	Tallahassee, Fla.	6:00 pm / ESPN3
Monday / Nov. 23	LSU	New Orleans	7:00 pm / CST
	Paradise Jam		
Thursday / Nov. 26	vs Rutgers	U.S. Virgin Islands	2:15 pm
Friday / Nov. 27	vs Wisconsin-Green Bay	U.S. Virgin Islands	Noon
Saturday / Nov. 28	vs Virginia	U.S. Virgin Islands	Noon
Sunday / Dec. 6	McNeese State	New Orleans	2:00 pm
Wednesday / Dec. 16	Ole Miss	Oxford, Miss.	6:00 pm / SECN+
Friday / Dec. 18	Southern	New Orleans	5:00 pm
	20th Annual Tulane Classic, Presented by Embassy Suites		
Sunday / Dec. 20	UNC-Greensboro	New Orleans	5:00 pm
Monday / Dec. 21	Cleveland State/Saint Louis University	New Orleans	3:00/5:00 pm
Wednesday / Dec. 30	Houston	New Orleans	7:00 pm / ADN
Sunday / Jan. 3	at Memphis	Memphis, Tenn.	4:00 pm / ESPN U
Tuesday / Jan. 5	at East Carolina	Greenville, N.C.	6:00 pm / ADN
Sunday / Jan. 10	UCF	New Orleans	4:00 pm
Wednesday / Jan. 13	USF	New Orleans	7:00 pm / ESPN3
Saturday / Jan. 16	at Tulsa	Tulsa, Okla.	1:00 pm / ADN
Wednesday / Jan. 20	at SMU	Dallas, Texas	7:00 pm / ESPN3
Saturday / Jan. 23	East Carolina	New Orleans	2:00 pm / ADN
Tuesday / Jan. 26	Temple	New Orleans	7:00 pm / ADN
Wednesday / Feb. 3	UConn	New Orleans	7:00 pm / ESPN3/SNY
Saturday / Feb. 6	at Houston	Houston, Texas	2:00 pm
Tuesday / Feb. 9	at USF	Tampa, Fla.	6:00 pm / ADN
Sunday / Feb. 14	SMU	New Orleans	2:00 pm / ADN
Wednesday / Feb. 17	at UCF	Orlando, Fla.	6:00 pm
Saturday / Feb. 20	Tulsa	New Orleans	1:00 pm / ADN
Tuesday / Feb. 23	at Temple	Philadelphia, Penn.	6:00 pm
Saturday / Feb. 27	at UConn	Storrs, Conn.	Noon / ESPN3/SNY
Monday / Feb. 29	Cincinnati	New Orleans	7:00 pm / ESPN3
March 4-7	American Championships	Uncasville, Conn.	TBD

TULANE BASKETBALL™