



# 2014-15 SPORTS GUIDE





# YOUR 2014-15 GREEN WAVE WOMEN'S BASKETBALL TEAM





# Tulane Women's Basketball



**Front Row (L-R):** Brook LaFloe, Kolby Morgan, Leslie Vorpahl, Caylah Cruickshank; **Middle Row (L-R):** Adesuwa Ebomwonyi, Danielle Blagg, HC Lisa Stockton, Tiffany Dale, Jamie Kaplan; **Back Row (L-R):** Ass't. Doshia Woods, Dir. of Operations Lindsay Wertz, Tierra Jones, Paije Hall, Morgan Rogers, Chinwe Duru, Courtne Latham, Ass't. Alan Frey, Ass't. Beth Dunkenberger, G.A. Olivia Grayson

## 2014-15 Tulane Roster

#	NAME	POS	HT	CL	EXP	HOMETOWN/PREVIOUS SCHOOL
1	Brook LaFloe	G	5-2	Sr.	1L	St. Paul, Minn./Johnson HS/Macalester
3	Kolby Morgan	G	5-8	Fr.	HS	New Orleans, La./John Curtis Christian
11	Leslie Vorpahl	G	5-6	So.	1L	San Antonio, Texas/Winston Churchill
13	Caylah Cruickshank	G	5-9	Fr.	HS	Montreal, Quebec/Dawson College
15	Adesuwa Ebomwonyi	F	5-10	Sr.	3L	Pflugerville, Texas/Pflugerville HS
20	Danielle Blagg	G	5-11	Sr.	3L	San Antonio, Texas/Smithson Valley HS
22	Tiffany Dale	F	6-1	Sr.	3L	Lavon, Texas/Community HS
23	Jamie Kaplan	G	5-8	Sr.	3L	Sebastian, Fla./Florida Air Academy
24	Paije Hall	F	6-2	Rs-Fr.	RS	Lafayette, La./St. Thomas More HS
30	Tierra Jones	G	5-9	Jr.	2L	Madison, Ala./Bob Jones HS
33	Courtne Latham	G	5-11	So.	1L	Houston, Texas/Clear Springs HS
42	Morgan Rogers	C	6-3	Rs-So.	1L	Shreveport, La./Loyola Prep
45	Chinwe Duru	C	6-2	Jr.	2L	Round Rock, Texas/Vista Ridge HS

**Coaching Staff:** *Head Coach* - Lisa Stockton (Wake Forest, 1986; 21st season); *Assistant Coaches:* Beth Dunkenberger (Randolph-Macon, 1988; 3rd Season), Alan Frey (New Orleans, 1988; 9th season), Doshia Woods (Western Illinois, 2001; 5th Season).

## 2014-15 Schedule

### NOVEMBER

14	Miss. Valley State	7:00 pm
16	@ McNeese State	2:00 pm
19	@ LSU	7:00 pm
24	N.C. State	5:00 pm
28	vs. Western Kentucky^	1:00 pm
29	vs. N. Iowa/Hofstra^	1:00/3:00 pm

### DECEMBER

3	Nicholls State	7:00 pm
6	@ Arkansas-Little Rock	12:00 pm
18	Samford%	7:00 pm
19	Miami (Fla.)%	7:00 pm
22	Florida State	7:00 pm
28	@ Cincinnati*	1:00 pm
30	Houston*	7:00 pm

### JANUARY

4	USF*	4:30 pm
7	@ East Carolina*	6:00 pm
13	@ UCF*	6:00 pm
17	SMU*	2:00 pm
20	Tulsa*	7:00 pm
25	@ USF*	3:00 pm
27	@ Houston*	7:00 pm
31	East Carolina*	2:00 pm

### FEBRUARY

3	@ SMU*	7:00 pm
7	Temple*	11:00 am
10	UCF*	7:00 pm
14	@ UCONN*	3:00 pm
17	@ Temple*	6:00 pm
21	Memphis*	2:00 pm
23	UCONN*	7:00 pm
28	@ Tulsa*	2:00 pm

### MARCH

6-9	American Conf. Championship .. TBA
	(Uncasville, Conn. • Host: UCONN).

### NCAA Postseason

March 20-23	• NCAA 1 <sup>st</sup> & 2 <sup>nd</sup> Rounds	..... TBA
March 27-30	• NCAA Regionals	..... TBA
April 5 & 7	• NCAA Women's Final Four	..... TBA

^ Hofstra Tournament (Hempstead, N.Y.)  
% Tulane/DoubleTree Classic (New Orleans, La.)  
\*Denotes American Athletic Conference game  
**Bold** denotes home game  
all times central and subject to change

## 2014-15 Quick Facts

### --General--

Location	..... New Orleans, La.
Founded	..... 1834
Enrollment	..... 13,462
Nickname	..... Green Wave
School Colors	..... Olive Green and Sky Blue
Home Court/Capacity	..... Devlin Fieldhouse (4,100)
Affiliation	..... NCAA Division I
Conference	..... American Athletic Conference
President	..... Michael A. Fitts (Harvard, 1975)
Athletic Director	..... Rick Dickson (Tulsa, 1976)
Ticket Office Phone	..... (504) 861-WAVE

### --History--

First Season of Women's Basketball	..... 1975-76
All-Time Record	..... 621-496 (.556)
No. Years In NCAA Tournament/Last	..... 10/2010
No. Years in WNIT/Last	..... 6/2014
No. C-USA Regular-Season Titles/Last	..... 4/2010
No. C-USA Tournament Titles/Last	..... 5/2010

### --Athletic Communications--

Women's Basketball Contact	..... Josh Bates
Alma Mater	..... Illinois, 2011
Office Phone	..... (504) 865-5504
Cell Phone	..... (504) 355-6283
E-Mail	..... j.bates3@tulane.edu

### --Women's Basketball Staff--

Head Coach	..... Lisa Stockton
Alma Mater	..... Wake Forest, 1986
Record at Tulane	..... 416-204 (.672)/21st Season
Career Record	..... 479-231 (.676)/24th Season
Assistant Coach	..... Beth Dunkenberger (Randolph-Macon, 1988)
Assistant Coach	..... Alan Frey (New Orleans, 1988)
Assistant Coach	..... Doshia Woods (Western Illinois, 2001)
Graduate Assistant	..... Olivia Grayson (Tulane, 2013)
Director of Basketball Operations	..... Lindsay Wertz (IPFW, 2002)
Athletic Trainer	..... Jill Sparrow (Appalachian State, 2006)
Women's Basketball Office Phone	..... (504) 865-5672

### --Team Information--

2013-14 Record	..... 20-11 (.645)
Home	..... 11-5 (.688)
Away	..... 7-5 (.583)
Neutral	..... 2-1 (.667)
2013-14 Conference USA Record/Finish	..... 11-5 (.686)/4th
Home	..... 5-3 (.625)
Away	..... 6-2 (.750)
Final Ranking	..... N/A
Lettermen Returning/Lost	..... 9/2
Starters Returning/Lost	..... 5/0
Redshirts Returning	..... 1
Newcomers	..... 2



The staff of the Tulane University Athletic Communications Office will be available throughout the 2014-15 women's basketball season to accommodate any media requests. Following are some guidelines that should make it easier for media members to cover the Green Wave women's basketball team. Any additional questions should be directed to Josh Bates, Assistant Director of Athletic Communications.

## **Press Credentials**

Credentials for all Tulane games are for working media only. Spouses, dates, children or other non-workers are not permitted in the working media areas. Requests for media credentials should be made in writing on appropriate letterhead at least 48 hours prior to the game. Requests should be directed to Josh Bates, Assistant Director of Athletic Communications. Requests from the media covering visiting teams will be confirmed with that team's media relations director. Credentials can be picked up at the main ticket booth at Devlin Fieldhouse.

## **Photo Credentials**

Only photographers on assignment and members of the television media will be given photo credentials. Accredited photographers are allowed on the court in designated areas.

## **Game Services**

The Tulane Athletic Communications staff will be at your service throughout the game. All media will be provided with game programs, rosters, media guides, game notes and other pertinent information. Computer-generated statistics will be available at the conclusion of each game. Information provided includes play-by-play and individual and team statistics in standard NCAA box score format.

## **Telephones**

Long distance telephone lines will be available at press row. These phones require collect calls or a credit card for billing. Any special requests should be made at least two weeks prior to the game.

## **Post Game Interviews**

Tulane head coach Lisa Stockton and requested players will be available to the media after each game following a customary 15-minute cooling down period. The Tulane locker room will not be open to the media. Each visiting team will set its own post-game policy.

## **Interview Policy**

All Tulane players and coaches will be available throughout the 2014-15 season for interviews with members of the news media. It is important, however, that all requests for interviews be made through the Tulane Athletic Communications Office at (504) 865-5504. This policy allows us to arrange a time that will not interfere with a student-athlete's academic schedule, which has top priority. No student-athlete's home phone number will be released to ensure the player's privacy away from the court.

## **Calling Coach Stockton**

The best way to reach head coach Lisa Stockton is through the Athletic Communications Office at (504) 865-5504.

## **Tulane Website**

Notes, releases, statistics and other pertinent information are available at Tulane's official athletic website — [www.TulaneGreenWave.com](http://www.TulaneGreenWave.com). Updated season statistics will be available following each game.

The Green Wave web page also has profiles and features on Tulane coaches and student-athletes, on-line ticket sales and free Tulane sports updates delivered weekly to registered e-mail accounts.

## **American Athletic Conference**

Updated statistics, results and information on the American Athletic Conference and its member institutions are available on the conference's website at [www.american.org](http://www.american.org)



## **History of the Green Wave**

From 1893 to 1919, the athletic teams of Tulane were known as the Olive and Blue. In 1919, the Tulane Weekly, one of Tulane's many student newspapers at the time, began calling the football team the Greenbacks.

On Oct. 20, 1920, Earl Sparling, the editor of the Tulane Hullabaloo, wrote a football song which was printed in the newspaper. The song was titled "The Rolling Green Wave." Although the name was not immediately adopted, it began to receive acceptance. A month later, a report of the Tulane-Mississippi A&M game in the Hullabaloo referred to the team as the Green Wave.

By the end of the season, the Hullabaloo was using the term Green Wave to refer to all Tulane athletic teams, as were many daily papers, although as late as 1923, the name Greenbacks was still in use.

In its infancy, Tulane's mascot was depicted as a pelican riding on a surf board. The surfing pelican image lasted for more than 50 years.



The "Greenie" was adopted in 1955. It was created by John Chase, a local cartoonist who drew the covers of the Tulane football program and those of many teams throughout the South.

When Dr. Rix Yard became the athletic director in 1963, he felt Tulane needed a more virile symbol for its teams. Working with Eldon Endacott, the manager of the Tulane bookstore, he arranged for a new mascot to be created. Several sketches were submitted by Art Evans, art director for Angelus-Pacific, Co., in Fullerton, Calif.

The angry-looking wave was adopted in 1964, and the block "T" with waves became the Tulane athletics logo in 1986.

Tulane unveiled a new family of marks in August 1998. The new logos featured the return of the pelican to the Green Wave look, along with the use of a "T" with a modern "wave" as a primary logo mark. A new pelican mascot was introduced and given the name Riptide by a vote of Tulane students.



## Getting To Devlin Fieldhouse

**FROM THE WEST** (Airport, Metairie, Kenner, Baton Rouge): Exit Interstate 10 East at the Airline/Tulane/Carrollton exit and follow signs to South Carrollton Avenue. Remain on Carrollton five traffic signals to South Claiborne Avenue and continue past Claiborne to the first u-turn. Make the u-turn and turn right on Claiborne. Remain on Claiborne one traffic signal to Broadway Street and turn right. Remain on Broadway two signals to Freret Street and turn left. Once getting into the campus area, Devlin Fieldhouse is the third building on the left.

**FROM THE EAST** (Downtown, French Quarter, Slidell): Exit Interstate 10 West at US 90/ South Claiborne Avenue (which exits left off the interstate). Remain on Claiborne seven traffic signals to Nashville Avenue and turn left. Stay on Nashville one traffic signal to Freret Street and turn right. Devlin Fieldhouse is on the right and the first building past the third traffic signal.

**MEDIA PARKING**, which is very limited, is on the west side of the arena, between Tulane's arena and Joseph Merrick Jones Hall. Other available parking is in the Loyola University parking garage (next to the Tulane campus on the south side of Freret), free of charge.

## TulaneGreenWave.com Info



Top Stories



Wave Links

- Purchase 2014-15 Season Tickets
- 2014-15 Quick Facts
- 2014-15 Printable Schedule
- Meet Head Coach Line Stockton
- 2013-14 Statistics
- 2013-14 Women's Basketball Guide
- Ticket Information
- 2014 Team Camp Information
- 2014 Elite Camp Information

Online Store



The Tulane University Athletics website, TulaneGreenWave.com, features breaking news, results, student-athlete and coaches bios, photos and more through Tulane's partnership with CBS College Sports Online.

In addition, the TulaneGreenWave.com also provides fans the opportunity to follow the Wave from afar live via the World Wide Web.

Green Wave All-Access is a subscription service which offers live audio and video of all Tulane home contests and select away ballgames. Green Wave All-Access also gives its subscribers video from Tulane's baseball, football, as well as men's and women's basketball games, in addition to live audio broadcasts of all football, men's and women's basketball and baseball games.

GameTracker offers a free look at live stats for all Tulane sporting events as they happen. Updated in real time, GameTracker uses flash animation to give the viewer play-by-play updates of the match, as well as in-game and season statistics.

### Mailing & Overnight Address

Tulane University  
Athletic Media Relations  
James W. Wilson, Jr. Center  
Ben Weiner Drive  
New Orleans, LA 70118

## Tulane Athletic Communications Office

### Roger Dunaway

Assistant Athletics Director



Office: (504) 862-8240  
Cell: (504) 452-2906

E-Mail  
roger@tulane.edu

Sport Assignments  
FB, WGOLF

### Brian Miller

Associate Director



Office: (504) 314-7219  
Cell: (504) 390-6772

E-Mail  
bmiller@tulane.edu

Sport Assignments  
MBB, Secondary FB, MTN, Bowling

### Richie Weaver

Assistant Director



Office: (504) 314-7232  
Cell: (504) 352-5802

E-Mail  
rweaver@tulane.edu

Sport Assignments  
Secondary FB, VB, S&D

### Curtis Akey

Assistant Director



Office: (504) 314-7271  
Cell: (504) 495-4073

E-Mail  
cakey@tulane.edu

Sport Assignments  
BSB, T&F, CC

### Josh Bates

Assistant Director



Office: (504) 865-5504  
Cell: (504) 355-6283

E-Mail  
jbates3@tulane.edu

Sport Assignments  
WBB, WTN, Sand VB



# Devlin Fieldhouse



Originally constructed in 1932 with money earned from the Tulane football team's trip to the Rose Bowl, Devlin Fieldhouse is the home of the Green Wave's basketball and volleyball teams.

One of the most historic facilities in college athletics, Devlin Fieldhouse has been the home of Green Wave basketball for 81 years. After a radical transformation, Devlin Fieldhouse was officially re-opened on Nov. 9, 2012, and the Tulane women's basketball team made sure it was a memorable outing courtesy of a 66-59 win over Louisiana Tech.

The Devlin Fieldhouse is named in honor of Tulane alumnus Bob Devlin, the current Chairman of Curragh Capital Partners, an investment firm headquartered in New York City. A 1964 graduate of Tulane, Devlin serves as a member of the Board of Trustees of Tulane University, where he is also a member of the Intercollegiate Athletics committee. He is a former chairman and current member of the Board's Endowment Management committee.

The Devlin name is no stranger to Tulane Athletics. Devlin's generosity was the driving force behind the Devlin Student-Athletes for Education Center for Leadership Development, which allows Tulane student-athletes to make an even greater impact on our community by developing new associations and relationships with schools and nonprofit organizations. The S-AFE Center incorporates the principals of philanthropic service and leadership into the student-athlete experience and enhances the Tulane athletics department's outreach efforts with coordinated planning, training and oversight.

Architects from Gould Evans and Lachin-Oubre have been working with Tulane University to complete enhancements and upgrades to the existing basketball and volleyball facility to rediscover and highlight the building's unique historic characteristics while creating a distinguished game-day atmosphere for the entire Green Wave community.

Phase 1 of the project construction began in Spring 2012 with the addition of new bleacher and chair back seating, along with new concession and merchandise stands. The acoustical ceiling was removed to reveal the original steel structure and wooden ceiling. New lighting was installed to provide television-broadcast quality light levels. The Coach's Corner has been remodeled to include an additional Club Lounge. The entry lobby will feature a new ticket booth, terrazzo flooring and a graphic wall displaying historic basketball moments and court flooring.

The building originally opened on Dec. 15, 1933, and is currently the ninth oldest active basketball venue in the nation.

Construction of the facility was as funded by the Green Wave football team's appearance in the 1932 Rose Bowl. The price tag of \$80,000 was earmarked toward the building of a gymnasium. In fact, the facility was unofficially referred to as "Rose Bowl Gym" back in its early days.

Less than two years after the bowl appearance, on Oct. 27, 1933, Tulane Gymnasium was dedicated as part of Homecoming festivities on campus, and play began in the facility for the 1933-34 season. Tulane defeated UL-Lafayette, 38-34, in the facility's first game on Dec. 15, 1933. Tulane Gym was one of the largest in college basketball when it opened, even though there were no court level seats at first. Tulane played host to the 1942 NCAA East Regional in the facility. Floor-level seats were added in 1948.

The Green Wave played all of its home games in the facility until the mid-1970s, when a select number of games were moved to the then-Louisiana Superdome. The Wave moved all of its home games back on campus again after another remodeling was completed in 1981-82. The facility also underwent renovations in 2001 – when air conditioning was added – as well as in 2003 and 2007.

In 1982, the Fieldhouse was the site of the National Association of Basketball Coaches All-Star Game in conjunction with Tulane's hosting of the NCAA Men's Final Four. Tulane hosted the event again in 1993 and 2012, along with the 3-point and slam dunk competitions.

The Fieldhouse played host to the CUSA Women's Basketball Tournament in 1999 and 2009.

## FIELDHOUSE FACTS

Dedicated .....	10/27/33
Original Cost.....	\$80,000
Capacity.....	4,100
1st Game .....	Tulane 38, UL-Laf. 34, 12/15/33
1st Women's Game .....	Tulane 57, Dillard 45, 1/30/76
All-Time Women's Record .....	358-174 (.673)
Scoring Record.....	66
	Pete Maravich of LSU vs. Tulane (2/11/69)
Tulane Scoring Record.....	45
	Jim Kerwin vs. Southeastern Louisiana (2/1/61)
Tulane Women's Scoring Record.....	43
	Carmen Jones vs. Alabama (1/3/90)

## All-Time Record At Home

1975-76 .....	3-3 (.500)	1995-96 .....	9-2 (.818)
1976-77 .....	5-4 (.556)	1996-97 .....	10-1 (.909)
1977-78 .....	7-2 (.778)	1997-98 .....	12-2 (.857)
1978-79 .....	11-2 (.846)	1998-99 .....	13-2 (.867)
1979-80 .....	10-4 (.714)	1999-2000 .....	14-1 (.933)
1980-81 .....	8-9 (.471)	2000-01 .....	10-4 (.714)
1981-82 .....	10-5 (.667)	2001-02 .....	12-2 (.857)
1982-83 .....	6-5 (.545)	2002-03 .....	11-2 (.846)
1983-84 .....	5-8 (.385)	2003-04 .....	8-6 (.571)
1984-85 .....	5-8 (.385)	2004-05 .....	8-7 (.533)
1985-86 .....	10-5 (.667)	2005-06 .....	7-5 (.583)
1986-87 .....	7-7 (.500)	2006-07 .....	14-2 (.875)
1987-88 .....	9-3 (.750)	2007-08 .....	7-7 (.500)
1988-89 .....	7-5 (.583)	2008-09 .....	11-6 (.647)
1989-90 .....	4-10 (.286)	2009-10 .....	12-3 (.800)
1990-91 .....	6-10 (.375)	2010-11 .....	13-4 (.765)
1991-92 .....	8-9 (.471)	2011-12 .....	14-2 (.875)
1992-93 .....	10-2 (.833)	2012-13 .....	12-5 (.706)
1993-94 .....	9-3 (.750)	2013-14 .....	11-5 (.688)
1994-95 .....	10-2 (.833)	Overall .....	358-174 (.673)



# American Athletic Conference



Not entirely unlike the nation that provides its namesake, the American Athletic Conference was born from an ideal in which members with ambitious goals are provided with the means to succeed in their quests for excellence.

With roots that extend to three conferences, the American Athletic Conference membership in 2014-15 consists of 11 institutions: the University of Central Florida, the University of Cincinnati, East Carolina University, the University of Connecticut, the University of Houston, the University of Memphis, the University of South Florida, Southern Methodist University, Temple University, Tulane University and the University of Tulsa.

The 2015-16 season will see the U.S. Naval Academy join the ranks in football only.

Under the leadership of commissioner Mike Aresco, The American, which operated as the Big East Conference from 1979 to 2013, has immediately taken a place at the forefront of Division I athletics, with schools that have played in four Bowl Championship Series games, won four NCAA men's basketball titles since 1999, and won nine NCAA women's basketball championships since 1995.

Two American Athletic Conference football teams were ranked in the top 15 of the final 2013 Associated Press poll. Five were selected for bowl games, including UCF, which won the Tostitos Fiesta Bowl and finished the season ranked No. 10 nationally. The conference produced 14 players who received All-America recognition by a major outlet.

The American had four players chosen in the first round of the 2014 NFL Draft, trailing only the SEC and the ACC among FBS conferences. UCF quarterback Blake Bortles highlighted a group of 12 American Athletic Conference players chosen when he was taken No. 3 overall by the Jacksonville Jaguars.

The success of The American in Year 1 was not limited to the gridiron. UConn won NCAA titles in both men's and women's basketball. The conference had the best postseason winning percentage of any league in men's basketball, while The American produced top-10 teams in baseball, men's soccer and men's golf and sent half of its participating teams to the NCAA Softball Championship.

The American Athletic Conference holds television partnerships with ESPN and CBS Sports which will give the conference unprecedented national exposure. The football portion of the contract, which begins in the 2014 season, calls for nearly 90 percent of conference-controlled games on national broadcast or national cable platforms. The first American Athletic Conference Football Championship, which will be played in 2015, will be carried either on ABC or ESPN on Championship Saturday.

In men's basketball, the television deal calls for all conference-controlled games to be televised, with more than 63 percent slotted for national broadcast or national cable – a minimum of 107 games. The entire postseason tournament will be televised, including the championship game, which will be either on ABC or ESPN. Sixty percent of the American's women's basketball games will be carried on either national cable, regional sports networks or ESPN3.

American Athletic Conference teams will have access to the pinnacle of college football's postseason structure. An American representative would be chosen for the College Football Playoff semifinals if it is among the top four teams following the regular season. Otherwise, the league would place its champion in either the Cotton Bowl, Fiesta Bowl or Peach Bowl if it is ranked higher than the champions of Conference USA, the Mid-American Conference, the Mountain West Conference and the Sun Belt Conference.

Additionally, The American has announced primary or secondary partnerships with 12 bowls for the next six-year cycle, ensuring multiple annual matchups against the nation's top conferences and providing desirable postseason destinations to member institutions and their fans.

The American Athletic Conference administers to its membership from a state-of-the-art office located in Providence, R.I. The location of the conference headquarters – just steps from the city's Amtrak station and 10 minutes from T.F. Green International Airport – gives the conference easy access to its member schools.

The conference headquarters is equipped with a complete video production studio, serving as the home of the American Digital Network, and small- and large-scale meeting rooms to accommodate the many coaches' and administrators' meetings held on-site each year.



# Composite Schedule

## 2014-15 American Athletic Conference Composite Schedule

### November

14	FAU at UCF	11 am
	East Carolina vs. Fairfield	2 pm
	LaSalle at Temple	4:30 pm
	Missouri State at Memphis	5 pm
	Northern Colorado at SMU	7 pm
	<b>Mississippi Valley State at Tulane</b>	<b>7 pm</b>
	Houston at North Texas	8 pm
	Northern Iowa at Tulsa	8 pm
	UConn at UC Davis	10 pm

15	Arkansas-Pine Bluff at Cincinnati	2 pm
	East Carolina at Rhode Island	3 pm
	USF vs. Villanova	4 pm

16	USF at UT Chattanooga	2 pm
	UTEP at SMU	3 pm
	<b>Tulane at McNeese State</b>	<b>3 pm</b>
	Samford at Memphis	5 pm

17	Oakland at UCF	7 pm
	Lamar at Tulsa	7 pm
	Incarnate Word at Houston	8 pm
	UConn at Stanford	9 pm

18	Temple at St. Joseph's (PA)	7 pm
----	-----------------------------	------

19	SMU at UCF	1 pm
	Stetson at UCF	7 pm
	Cincinnati at UT Martin	7 pm
	Coll of Charleston at East Carolina	7 pm
	USF at Maryland	7 pm
	<b>Tulane at LSU</b>	<b>8 pm</b>

20	Memphis at Illinois	8 pm
----	---------------------	------

21	Delaware at East Carolina	11:30 am
	Temple vs. Georgetown	9:30 pm
	Tulsa at Oral Roberts	8 pm
	Houston at Texas A&M-CC	8 pm

22	UNC Asheville at USF	2 pm
	Eastern Washington at SMU	3 pm
	Temple at Kansas	5 pm

23	Temple vs. Alabama	12:30 pm
	Cincinnati at Iowa State	2 pm
	Creighton at UConn	1 pm
	Bethune-Cookman at East Carolina	2 pm
	Minnesota at Memphis	3 pm

24	<b>NC State at Tulane</b>	<b>6 pm</b>
----	---------------------------	-------------

25	Tulsa at Texas Southern	3:30 pm
	Jacksonville at UCF	7 pm

26	Memphis at Southern Illinois	7:05 pm
----	------------------------------	---------

27	East Carolina vs. Syracuse	2 pm
	USF vs. Oklahoma	8:15 pm

28	<b>Tulane vs. Western Kentucky</b>	<b>2 pm</b>
	Houston vs. Idaho State	5 pm
	East Carolina vs. Wis./S.C.	5:45 pm
	UConn vs. College of Charleston	8 pm
	Florida A&M at SMU	8 pm
	USF vs. Illinois	8:15 pm

	Cincinnati vs. Creighton	10:30 pm
	Tulsa vs. Buffalo	TBA

29	Arkansas-Pine Bluff at Memphis	3 pm
	Houston vs. James Madison	8 pm
	USC/Sam Houston St. at SMU	8 pm
	USF vs. Kentucky	8:15 pm
	UConn vs. Minnesota/Vanderbilt	TBA
	<b>Tulane vs. Northern Iowa/Hofstra</b>	<b>TBA</b>
	Cincinnati vs. Cal/San Jose State	TBA
	Tulsa vs. Miami/Illinois State	TBA

30	UCF at UMass	2 pm
	Temple at Harvard	5 pm
	UConn vs. TBD	TBA

### December

2	Cincinnati at UCLA	1 pm
	Austin Peay at Memphis	8 pm
	North Florida at UCF	TBA

3	Saint Louis at Tulsa	12:30 pm
	Stetson at USF	7 pm
	North Texas at SMU	7 pm
	Delaware at Temple	7 pm
	Rice at Houston	8 pm
	<b>Nicholls State at Tulane</b>	<b>8 pm</b>

4	East Carolina at Cleveland State	7 pm
---	----------------------------------	------

6	<b>Tulane at Arkansas Little Rock</b>	<b>1 pm</b>
	Tulsa at Valparaiso	1:30 pm
	Central Michigan at Memphis	3 pm
	SMU at Arizona State	3 pm
	UConn at Notre Dame	3:15 pm
	UCF at FIU	TBA
	East Carolina at Ohio	TBA

7	St. John's at USF	2 pm
	Fordham at Temple	2 pm
	Cincinnati at Bowling Green	2 pm
	Prairie View A&M at Houston	3 pm

9	Texas A&M at SMU	8 pm
	East Carolina at Loyola (MD)	TBA

10	Rutgers at Temple	6 pm
----	-------------------	------

11	UCF at St. John's	7 pm
----	-------------------	------

13	Memphis at Georgetown	2 pm
	Houston at Texas A&M	3 pm

14	UCF at Iona	2 pm
	Xavier at Cincinnati	2 pm
	College of Charleston at USF	2 pm
	Florida State at Temple	2 pm
	Arkansas at Tulsa	3 pm

15	Memphis at George Washington	8 pm
----	------------------------------	------

17	Northern Colorado at USF	7 pm
	Akron at UCF	TBA

18	Temple at Howard	5 pm
	<b>Samford at Tulane</b>	<b>8 pm</b>
	New Orleans at Tulsa	8 pm

19	Houston at UTSA	4 pm
	Delaware at Cincinnati	7 pm
	DePaul at UConn	7 pm
	Mississippi Valley St. at Memphis	8 pm
	<b>Miami at Tulane</b>	<b>8 pm</b>

20	Houston vs. Nicholls State	1 pm
	UCF at Middle Tennessee	2 pm
	Ark. St./Northern Ky. at Cincinnati	2 pm
	Norfolk State at East Carolina	5 pm
	SMU vs. Indiana State	TBA

21	USF at Penn State	2 pm
	Houston vs. Texas Tech	3 pm
	Arkansas Little Rock at Tulsa	3 pm
	UConn vs. UCLA	5 pm
	SMU vs. Auburn/St. John's	TBA

22	Temple at Villanova	11:30 am
	<b>Florida State at Tulane</b>	<b>8 pm</b>

23	Detroit at Cincinnati	Noon
----	-----------------------	------

27	SMU at UConn	1 pm
	UCF at Houston	3 pm

28	<b>Tulane at Cincinnati</b>	<b>2 pm</b>
	East Carolina at USF	6:30 pm
	Temple at Memphis	8:30 pm

29	Duke at UConn	9 pm
----	---------------	------

30	SMU at Temple	7 pm
	<b>Houston at Tulane</b>	<b>8 pm</b>

31	UConn at East Carolina	2:30 pm
	Memphis at USF	3 pm
	Cincinnati at Tulsa	3 pm

### January

3	Tulsa at UCF	2 pm
	Houston at SMU	3 pm
	Temple at Cincinnati	7 pm

4	UConn at St. John's	1 pm
	East Carolina at Memphis	3 pm
	<b>USF at Tulane</b>	<b>5:30 pm</b>

5	Temple at Penn	7 pm
---	----------------	------

7	Memphis at UCF	7 pm
	Tulsa at UConn	7 pm
	<b>Tulane at East Carolina</b>	<b>7 pm</b>
	Cincinnati at Houston	8 pm

10	UCF at Cincinnati	2 pm
	East Carolina at Houston	3 pm
	Memphis at Tulsa	3 pm

11	USF at Temple	Noon
	UConn at SMU	3:00 pm

13	<b>Tulane at UCF</b>	<b>7 pm</b>
----	----------------------	-------------

14	Temple at UConn	7 pm
	SMU at USF	7 pm
	Cincinnati at Memphis	8 pm
	East Carolina at Tulsa	8 pm



# Composite Schedule

## 2014-15 American Athletic Conference Composite Schedule

17	UCF at Temple	2 pm
	Houston at Tulsa	3 pm
	<b>SMU at Tulane</b>	<b>3 pm</b>
18	USF at UConn	1 pm
	Memphis at East Carolina	2 pm
20	Cincinnati at Temple	7 pm
	<b>Tulsa at Tulane</b>	<b>8 pm</b>
21	UConn at UCF	7 pm
	East Carolina at SMU	8 pm
	USF at Houston	8 pm
24	Tulsa at East Carolina	2:30 pm
	Houston at Memphis	3 pm
25	UCF at SMU	2 pm
	UConn at Cincinnati	3 pm
	<b>Tulane at USF</b>	<b>4 pm</b>
27	Temple at UCF	7 pm
	<b>Tulane at Houston</b>	<b>8 pm</b>
28	East Carolina at UConn	7 pm
	Memphis at Cincinnati	7 pm
	SMU at Tulsa	8 pm
31	Houston at Cincinnati	2 pm
	<b>East Carolina at Tulane</b>	<b>3 pm</b>
	USF at Memphis	3 pm
	UCF at Tulsa	4 pm

### February

1	UConn at Temple	2 pm
3	Cincinnati at UConn	7 pm
	UCF at USF	7 pm
	Houston at East Carolina	7 pm
	<b>Tulane at SMU</b>	<b>8 pm</b>
4	Memphis at Temple	Noon
7	<b>Temple at Tulane</b>	<b>Noon</b>
	SMU at UCF	2 pm
	Tulsa at Houston	3 pm
	UConn at Memphis	3:30 pm
	Cincinnati at USF	7 pm
9	South Carolina at UConn	8 pm
10	East Carolina at Cincinnati	7 pm
	<b>UCF at Tulane</b>	<b>8 pm</b>
	USF at SMU	8 pm
	Temple at Tulsa	8 pm
11	Memphis at Houston	8 pm
14	Cincinnati at UCF	2 pm
	Tulsa at SMU	3 pm
	<b>Tulane at UConn</b>	<b>4 pm</b>
	Houston at Temple	5 pm
15	USF at East Carolina	2 pm
17	Houston at UConn	7 pm
	<b>Tulane at Temple</b>	<b>7 pm</b>

	UCF at Memphis	8 pm
18	SMU at East Carolina	7 pm
	Tulsa at USF	7 pm
21	Cincinnati at East Carolina	1:30 pm
	UConn at Tulsa	2 pm
	<b>Memphis at Tulane</b>	<b>3 pm</b>
	SMU at Houston	3 pm
22	Temple at USF	Noon
23	<b>UConn at Tulane</b>	<b>8 pm</b>
24	Houston at UCF	7 pm
	USF at Cincinnati	7 pm
	Tulsa at Memphis	8 pm
25	Temple at SMU	8 pm
28	East Carolina at Temple	2 pm
	Memphis at UConn	2 pm
	Cincinnati at SMU	3 pm
	<b>Tulane at Tulsa</b>	<b>3 pm</b>
	USF at UCF	4 pm

### March

2	UCF at East Carolina	7 pm
	UConn at USF	7 pm
	Tulsa at Cincinnati	7 pm
	SMU at Memphis	8 pm
	Temple at Houston	8 pm

\*\*\* All times listed are Eastern Standard Time





The 2014-15 season marks the beginning of an exciting era for Tulane women's basketball; a year in which fans will enjoy familiar faces in new scenery. Come this winter, the Green Wave will make its debut in the 11-member American Athletic Conference, which features last season's national champion, UConn.

"It's not only a new era, but also a step up. We have to raise our level," said Tulane head coach Lisa Stockton. "We have been very successful in Conference USA, but this is a new challenge for our program. Our players have had a different kind of focus."

Though the landscape has changed, Tulane's strength this season lies in its returning core nucleus. Starting at the top is head coach Lisa Stockton, who enters her 21st season boasting a 416-204 (.671) career record at the helm with a total of 188 conference victories. This year will mark the third different conference Stockton has coached in while at Tulane, previously competing in the Metro and Conference USA.

Stockton also brings back a familiar coaching staff, which has been intact for over two seasons: Beth Dunkenberger (3rd season), Alan Frey (9th season), and Doshia Woods (5th season). Together, they have posted a 44-20 record.

"I give my coaching staff a lot of the credit for the success we've had here. They're a tremendous staff when you look at their years of experience of coaching and recruiting. It's so valuable for our success. I think our staff staying together for as long as we have, we have built that chemistry, we play off of each other, and know each other very well," Stockton said.

The Green Wave return 10-of-12 letter-winners from last year's squad that went 20-11 overall, achieving its 13th 20+ win season under Stockton. Tulane also earned a ticket to the WNIT, marking its fifth straight trip to the postseason. More impressive than the number of letterwinners returning is the fact that Tulane is bringing back 97.9 percent of its scoring.

"It's exciting to have so many players returning from a strong season. Our three new players have the ability to contribute to this veteran team. The teamwork and chemistry we've built and the experience we have coming back is going to be so valuable for us. It is a good time to be moving to the American. It gives us a renewed focus and our players appear to have a greater motivation for the new league," Stockton said.

Tulane will seek leadership and guidance from its four seniors Jamie Kaplan, Danielle Blagg, Tiffany Dale, and Adesuwa Ebomwonyi, who have undoubtedly left their mark on the program. Since their freshman season in 2011-12, the foursome have posted an overall record of 67-31 (.684) and have accounted for 47.1 percent of the team's scoring total, contributing 3,022 total points. In addition, Blagg (923 career points), Dale (757 pts), and Kaplan (729 pts) all have the potential of making Tulane's 1,000-career point club.

"I think their names are pretty recognizable in the program. When you look back on their freshman year, it was the first time in C-USA history that four freshmen from the same program were named once or twice for Freshman of the Week. They are a class that's played a big role for the last three years, including in different positions that complement each other well. They're a very competitive bunch that's going into their senior

year excited for the challenge," Stockton stated.

Also supplying veteran support are juniors Chinwe Duru and Tierra Jones. Duru averaged 6.5 points per game last year while Jones was named to the DoubleTree Classic All-Tournament Team. Sophomore returnees include Morgan Rogers, Courtne Latham and Leslie Vorpahl, with the latter two each averaging over 20 minutes a game last season. Furthermore, redshirt freshman Paije Hall will seek her first minutes in a Green Wave uniform after suffering an injury last year.

New to the fold and boosting the experienced Green Wave squad is true freshmen Caylah Cruickshank and Kolby Morgan. Cruickshank, a Montreal, Quebec native, was a two-year letter-winner at Dawson College where she helped the Blues achieve a combined 32-7 record. In addition, Cruickshank was invited to the 2013 Canadian Junior National team try-outs. Morgan, a home-grown New Orleans product, continues her Tulane

connection after lettering four years at John Curtis Christian School under former Green Wave All-American Barbara Farris. There, she guided the Patriots to a combined 118-17 overall record and four consecutive trips to the playoffs, including a state title her sophomore year.

"What we've added with these two freshmen is speed, which was a weakness for us last year. We just wanted someone that could lock an opponent down. I've really been impressed with Caylah's defense. I've really enjoyed how physical and aggressive she is. Kolby Morgan just has that great scorer's mentality. She's got speed like we haven't seen in a long time as well. I look forward to watching these two young ladies develop," added Stockton.

## Point Guard

Once again leading the point this season will be Jamie Kaplan and Leslie Vorpahl. Kaplan is fresh off of a junior campaign which saw the Florida native earn honorable mention All-America and Second Team Conference USA honors. Kaplan proved to possess great vision and ball handling on the court for she broke the school's single season assist record, besting Ashley Langford's 2006-07 total of 207 with 209 assists. In fact, Kaplan's 6.7 assists per game and 1.91 assist-to-turnover ratio ranked seventh and 57th, respectively, amongst all NCAA Division-I players. Furthermore, Kaplan's

432 career assists ranks third all-time behind Olivia Grayson (499) and Langford (722). Finally, Kaplan recorded three double-doubles on the year, two of which came of the point/assist variety, and tallied career highs in points (20) and assists (13) and steals (5).

"The way that you describe Jamie is that she has a toughness and an intensity. Those two qualities have really helped her accomplish her goals. She's just relentless. She knows her teammates really well and knows how to get them the ball. She plays the game at such a high intensity that she can make things happen. Jamie's definitely that playmaker you want in that position," Stockton explained.

Vorpahl is coming off of a stellar freshman season, which saw her claim C-USA Freshman of the Week honors twice and C-USA All-Freshmen Team accolades. Vorpahl led the team in free-throw percentage (.765) and ranked second in assists per game (3.1) and three-point field goal percentage (.330), while also ranking 10th in C-USA in A/TO Ratio (1.37). Lastly, the San Antonio native posted 13 double-digit scoring performances, including a season best 22-point showing at N.C. State.



*Senior guard Jamie Kaplan earned honorable mention All-America honors last season after breaking the single season Tulane assist record with a total of 209.*



# Season Outlook



Senior guard Danielle Blagg ranks fourth all-time in Tulane history in three-pointers made, connecting on 179 treys in her career.

"Leslie was one of the savviest freshmen I've had," Stockton said. "Her competitiveness is so valuable for us. She knows how to play and set her teammates up and really knows how to score. Last year when she got hurt we had a hard time winning, and I think that really shows what she means to us. She got so much experience last year as a freshman, I look forward to seeing how that will help us in the American."

## Shooting Guards

Danielle Blagg highlights the shooting guard position once more, as she enters her senior year ranked fourth all-time in three-pointers made (179) and eighth in three-point field goal percentage (.344). Last season, Blagg was named Second Team All-C-USA after ranking third in the conference and 44th in the nation with a .394 percentage from beyond the arc. The San Antonio native led the team with 12.0 points per game and 61 treys while ranking third with 4.8 rebounds per game. Blagg also recorded five 20+ scoring performances including a season best 25 points vs. Virginia.

"Danielle has worked tremendously hard this past summer. She possesses a great work ethic. She's one of those players that people know how much she wants to win. Danielle is one we challenged all of the time. We know she's a great shooter, but to get her to do the other parts of the game is so important for us and she's worked on that. She's definitely going to get a lot of attention going into the season, and be the one that people really try to stop. I'm excited to see how she responds this year," Stockton stated.

Courtne Latham averaged 6.3 points and 3.3 rebounds per game last season while finishing second on the team in free-throw percentage (.727) and third in assists (60) and steals (36). Latham started nine games as a freshman and tallied five or more boards on 15 different occasions.

"I think Courtne is one of our most improved players from last season," described Stockton. "She has put a lot of time in the weight room, seems more confident with her offensive game, she has great size, always had great skill. Now, she just feels more comfortable in the system. I see her in practice being such an aggressive player, so I think she can have a breakout season."

Brook LaFloe came to Tulane last season as a walk on after spending the previous two years at Macalester College in St. Paul, Minnesota. LaFloe

saw limited action playing in four games. Also, looking to break their way into the guard lineup are freshmen Caylah Cruickshank and Kolby Morgan. At St. Thomas High, Cruickshank averaged 25.2 points per game and won MVP honors each year. Meanwhile, Morgan graduated John Curtis Christian as the all-time leading scorer with 2,229 points, claiming all-state recognition in her final three campaigns. As a senior, Morgan averaged 22.6 ppg, 6.4 rebounds, 3.7 assists, and 2.5 steals.

## Combo Guard/Forward

Last season, Adesuwa Ebomwonyi continued to emerge as a serious weapon for the Green Wave, finishing second on the team in rebounds (220) and third in field goal percentage (.455). Ebomwonyi also shone defensively, leading the team with 46 steals while also tallying 13 blocks. Her 3.32 offensive boards per game ranked seventh in the conference, while her 103 total offensive rebounds on the year ranked ninth all-time. Ebomwonyi now possesses 237 career offensive rebounds, which ranks ninth on the all-time career list. Finally, Ebomwonyi logged four double-doubles last season, including seven games with double-digit rebounds and 12 double-figure scoring performances.

"People really underestimate what a great rebounder Adesuwa is, especially for her size," Stockton stated. "Last year, we had her play a lot of the wing. This year, she'll play both the three and the four spot. She's just one of those players when you leave her on that floor for a while, she can get some stats. She could probably make the case of being our most productive rebounder."

Tierra Jones saw action in all 31 games last season, which included 17 starts. Jones finished fourth on the team in rebounds (135) and free throws made (42) while averaging 3.4 points per game. Jones was named to the DoubleTree Classic All-Tournament Team after averaging 8.5 points, 6.0 rebounds, 2.0 steals and 1.5 assists during the Wave's run to the title. Jones also set career highs in rebounds (10), steals (4) and assists (3).

"With Tierra, she just has a lot of toughness," Stockton said. "One of our best team defensive players without a doubt. A very good rebounder who is just an athlete at that position. We won games like Virginia last year because she was so good."



Senior guard/forward Adesuwa Ebomwonyi reeled in 103 offensive rebounds last season which ranked ninth all-time in a single season. Her 237 career offensive boards also rank ninth on the career list





Senior forward Tiffany Dale's 120 career blocks rank fifth all-time in program history

## Frontcourt

Tiffany Dale returns as one of Tulane's most prominent frontcourt players. Last season, Dale was top-10 in the conference in rebounds (8.1), field goal percentage (.576), defensive rebounds (5.2) and blocks (1.63), with the latter ranking her 77th in the country. Also, her 120 career blocks is good for fifth place all-time in school history. Dale averaged 11.9 points per game in 2013-14, achieving a career high 22 points vs. Louisiana Tech. Lastly, the Lavon, Texas, native notched seven double-doubles, the most on the team, highlighted by a 17-point, 16-rebound performance vs. Ole Miss.

"Tiffany has been such a consistent performer for us throughout her career. Her scoring comes and goes based on her confidence to finish outside the paint. She's one where you say seven double-doubles sounds impressive, but for me as a coach, I think she could have gotten 14. She's that good of a player. Last year, she was able to stay on the floor and be very effective. She's a player that can guard a perimeter player, guard a post, and is very athletic," Stockton said.

Chinwe Duru is coming off of a 6.5 ppg sophomore season in which she shot .458 from the field (second best on the team) and .700 from the free-throw line, all while averaging 18.7 minutes a game. Making 11 starts on the year, Duru ranked 10th in the conference in blocks per game (1.3). The Texas native also tallied three double-doubles and scored in double-digits eight times, including a career high 18-point affair at UNC-Wilmington.

Morgan Rogers played in 16 games as a redshirt-freshman, where she scored a season high four points vs. both Loyola and Northeastern. Rogers also had six multi-rebound outings, including a season best four at Charlotte. Finally, redshirt-freshman Paije Hall looks to remain healthy after rehabilitating her Achilles tendon, and seek her first minutes in a Green Wave uniform. The Lafayette native was rated the seventh best recruit in the state of Louisiana in 2013.

"There's a way we can play big and a way we can play small. If Tiffany Dale is the five, we can play smaller. If she's the four, it's going to be interesting to see who emerges out of our bigs. You got Paije Hall, who was injured last year with her Achilles, so we'll see how she recovered. Then there's Morgan Rogers and finally Chinwe Duru, who started some last year. Those players at the five position are going to battle it out to see who gets that playing time. We'll rotate players in and out of there depending

on how we need to play," Stockton explained.

## The Schedule

Green Wave fans will have 15 opportunities to catch the women's basketball team inside Devlin Fieldhouse this season, starting with the season opener Nov. 14, at 7 p.m. CT against Mississippi Valley State. Tulane will face one of its most challenging schedules to date, starting with a non-conference slate that features four teams that made the NCAA Tournament a year ago: at LSU on Nov. 19, hosting N.C. State on Nov. 24, vs. Western Kentucky on Nov. 28, and hosting Florida State on Dec. 22.

Tulane will also participate in two tournaments in the opening months starting with the Hofstra Tournament over Thanksgiving break. The Green Wave will open up against the Hilltoppers in Hempstead, New York, before either facing Hofstra or Northern Iowa the following day. Then on Dec. 18-19, Tulane will host the annual DoubleTree Classic where they'll battle Samford and Miami (Fla.), respectively.

"One of the things we've got to realize is that names you might not recognize as much like a Western Kentucky, who will probably be picked at the top in Conference-USA, or an Arkansas-Little Rock, probably a front runner in the Sun Belt, are going to be really good. Obviously, Florida State and Miami being here are key. One of the things we wanted to do was have a non-conference schedule that would put us in a situation going into this conference where we could get a bid into the NCAA Tournament. We got to be consistent during the year, but it can't be because we didn't have a strong enough schedule. We're challenging our four seniors that have played a lot of time for us. We could be under .500 if we don't play well in the non-conference, but if we do play well, I think we'll have positioned ourselves very well nationally," Stockton stated.

The American conference slate will feature 18 games in which Tulane will clash with every team twice except Cincinnati and Memphis. Their journey in the American will begin Dec. 28 against the Bearcats in Cincinnati.

"It's a great basketball conference," added Stockton. "Many of the schools in that league were a part of Conference-USA, when it was at its peak. You certainly have to mention, reigning national champion and dominant program UConn, which gives us a lot of notoriety. It's exciting for recruits and for our players to compete against an opponent of that caliber."

Tulane will host USF on Jan. 4, which reached the semifinals of the WNIT a season ago. Other notable home contests include 2014 WNIT participants SMU on Jan. 17 and East Carolina on Jan. 31. Furthermore, perennial power UConn comes to town Feb. 23 for senior day.

The American Athletic Conference Tournament is scheduled for March 6-9 in Uncasville, Connecticut. The NCAA Tournament is slated to begin March 20.

"It excites me because it's new," said Stockton. "Our players get to compete against new styles of play. We get to coach against it. I look forward to scouting UConn and getting the team prepared for opponents like that. Also, the challenges are new. We don't know the personnel as well. Obviously, SMU, Memphis, and Houston have been in our league before but it's been a couple of years. Each game is going to be a big prep for us."

In all, Tulane will square off with eight teams that finished within the top-100 RPI last year and nine squads that either made the NCAA or WNIT tournaments.

"I would love for us at the end of the year to be a team that's looked at nationally. As a program, I think we're a team that plays very good team basketball. We have a lot of players contribute. I hope fans enjoy our style of basketball and with the increased television coverage, and some success, Tulane basketball will begin to make a name in the American Conference," Stockton added.





## LISA STOCKTON

**Head Coach • 21st Season**

**Greensboro, N.C. • Wake Forest, 1986**

*Record At Tulane: 416-204 Overall (.671) • 188-116 In Conference Play (.618)*

*Career Record: 479-231 Overall (.676) • 215-125 In Conference Play (.632)*

As with most coaches in the realm of college basketball, hoops have been a big part of Lisa Stockton's life. Unlike most, however, Stockton's life can be traced to its origin through interaction on the hardwood.

Stockton's parents, Richard and Betty, met while playing for the Chatham Textile League in Elkin, N.C. A native of Greensboro, N.C., Stockton grew up with the legend of basketball along Tobacco Road. She lived in the heart of ACC country where several conference tournaments were held and was actually on hand the night North Carolina State defeated UCLA in the NCAA Final Four on March 23, 1974.

Stockton now enters her 21st season at the helm of the Tulane women's basketball program where she is the winningest coach in program history. Stockton and the Green Wave will embark into new territory in 2014-15 as Tulane competes in the American Athletic Conference for the first time.

"Ever since I can remember, I've always wanted to be a basketball coach," Stockton said. "Growing up in North Carolina with its rich tradition of college basketball, I remember going to games and really enjoying being a part of the whole experience. I was fortunate enough to earn an athletic scholarship and that just solidified my decision on the direction I wanted my professional career to go.

"It took a few steps before I got to Tulane, but since I've been here, I've truly found a home. Tulane has everything you look for in a college experience - great academics, a successful tradition of women's basketball and a city with a unique culture and history. Each season that I've been at Tulane has truly been special."

Stockton's career record of 469-231 as a collegiate head coach is good for a .670 winning percentage and she is 416-204 during her time at Tulane, including a 188-116 mark in conference play. Since the inception of Conference USA prior to the 1995-96 season, Tulane went 397-194 overall and 179-113 in league play. With 416 wins at Tulane, Stockton has more than twice as many wins as each of the previous Green Wave coaches earned in 19 combined years.

Along the way, Stockton has led the Green Wave to the postseason 15 times (10 NAAs, 5 WNITs) and claimed conference Coach of the Year honors three times (Metro in 1995, C-USA in 2007 and 2010). In addition, Tulane has won four C-USA regular-season championships (1996-97, 1998-99, 2006-07, 2009-10) and the tournament title on five occasions (1997, 1999, 2000, 2001, 2010).

Stockton is now one of four active coaches to take a Top-60 academic institution as listed in U.S. and World Report to at least 10 NCAA Tournaments - joining Tara Vanderveer of Stanford, Muffet McGraw of Notre Dame and Sylvia Hatchell of North Carolina. Seventeen of her players have become members of Tulane's 1,000-point club.

Taking the reins of a program that had never been to the NCAA Tournament and whose only postseason appearance came via the WNIT the year prior to her arrival, Stockton made her presence at Tulane felt right away. Her 1994-95 club went 19-10 overall and 9-3 in the now-defunct Metro Conference. The Green Wave's league record was good for second-place in the final Metro standings - a high-water mark for the program - and Stockton's team earned an at-large bid to the NAAs.

Tulane's trip to "The Big Dance" was the first of nine consecutive NCAA

bids for Stockton-coached teams and the first of nine straight winning seasons for Stockton-coached teams. A year later, a 21-10 record in 1995-96 was the first of what became seven consecutive 20-plus win seasons with the Green Wave - which included a school-record 27 wins in 1996-97 and again in 1999-2000.

While the postseason streak was snapped in 2004, Stockton reloaded her team for success with the addition of four freshmen to an already young-but-talented squad that did not feature a senior on the active roster for the 2005-06 season. As the Tulane student-body began the move-in process for the school year, the Tulane community, the New Orleans area and the Gulf Coast region was rocked to its core as Hurricane Katrina made landfall on Aug. 29, 2005, and the subsequent floodwaters consumed the area.

Relocated to Lubbock, Texas, and the campus of Texas Tech University for the semester, Stockton's leadership and ability to keep her student-athletes focused on the task at hand, the Green Wave finished what has become known as the "Katrina Season," 15-12, and sparked a run of nine-straight winning seasons that remains alive today.

The following year, Stockton's troops went 26-7, won the C-USA regular-season title with a 13-3 league mark and returned to the postseason for the first time since 2003 as Tulane advanced to the second round of the 2007 WNIT. Three years later, the Green Wave won another C-USA regular-season crown with a 12-4 conference record, finished the year 26-7 overall and returned to the NCAA Tournament. In each of the next two seasons, Stockton guided the Green Wave to 23-11 overall record, advanced to the C-USA Championship games and a trip to the second round of the 2011 and 2012 WNIT. In 2013, the Green Wave finished 24-9 and accomplished a program first when they advanced to the round of 16 in the WNIT.

In Tulane's last season in C-USA in 2014, the Green Wave recorded its 13th 20+ win season under Coach Stockton's tutelage and fifth straight trip to the postseason. Her 397 total victories while in the league was a C-USA best. At the conclusion of the season, Director of Athletics Rick Dickson signed Stockton to a contract extension through the 2018-19 campaign.

While team success has been the ultimate goal of Stockton and the Green Wave since the 1994-95 season, individual recognition has been a mainstay at Tulane during that time as well. In 20 years under its current head coach, Tulane has seen 21 student-athletes earn all-conference honors 33 times (nine first-team, 14 second-team and 10 third-team), nine receive All-Freshman recognition, and four claim a spot on the All-Defensive Team.

In addition, Stockton's players have earned conference Defensive Player of the Year (Janell Burse/C-USA/1999, 2000, 2001), Sixth Player of the Year (Burse/C-USA/1999, Grace Daley/C-USA/1997, Teana McKiver/C-USA/2001) and Freshman of the Year (Barbara Farris/Metro/1995, Daley/C-USA/1997, Danielle Blagg/C-USA/2012) on three occasions each, as well as Player of the Year (Burses/C-USA/2000) and Newcomer of the Year (Indira Kaljo/C-USA/2009) once apiece. At the 10th anniversary of Conference USA in 2005, Burse and Daley were named to C-USA Team of the Decade, making Tulane one of two schools to have multiple players on the prestigious list.



Tulane student-athletes have also garnered national honors under Stockton's watch as well as Farris (1987), Daley (1998-2000), Burse (2000-01), McKiver (2002-03) and Jamie Kaplan (2013-14) all earned All-America recognition. Ashley Langford was a Freshman All-American in 2006 and Chassity Brown was named to the WBCA All-Region IV Team in 2010. In addition, four of Stockton's former student-athletes - Burse, Daley, Farris, and McKiver - have been elected into the Tulane Athletics Hall of Fame.

For some of Stockton's prized pupils, success on the court did not end once their collegiate eligibility expired. Five former Green Wave standouts have gone on to play in the WNBA - including Farris and Burse who won WNBA Championships with the Detroit Shock in 2003 and Seattle Storm in 2004, respectively - and many more have enjoyed pro playing careers overseas.

But what Stockton may be most proud of, is her student-athletes' collective accomplishments in the classroom as every four-year player has completed their degrees under her watch.

Forty-three women's basketball players have earned C-USA Commissioner's Honor Roll recognition 93 times for holding GPA's of 3.2 or higher since the 1995-96 season. Six student-athletes - Brooke Blankenship (10-11, 11-12, 13-14), Kiki Cizmar (96-97), Jamie Kaplan (12-13, 13-14), Courtne Latham (13-14), Gwen Slaughter (02-03), Britt Themann (99-00, 00-01, 01-02, 02-03), Christy Thomaskutty (95-96) and Leslie Vorpahl (13-14) - claimed C-USA Commissioner's Academic Medal honors for maintaining at least a 3.75 GPA, Ashley Langford (08-09) and Jami Montagnino (06-07) were named C-USA Scholar Athletes, and Themann earned a C-USA Postgraduate Scholarship in 2003.

Stockton's impact has not been limited to her players, however, as four former assistant coaches at Tulane went on to become collegiate head coaches: Katie Meier (Charlotte and Miami [Fla.]), Kellie Kennedy (Loyola-New Orleans), Michele Savage (Davidson) and Jenny Yopp (Portland State and Illinois State).

While Stockton's teams and student-athletes have achieved success both on the court and in the classroom, these accomplishments are nothing that the head coach herself did not earn while she was a collegiate player.

## The Stockton File

### PERSONAL

Born ..... April 1, 1964  
Hometown..... Greensboro, N.C.  
High School..... Western Guilford, 1982  
Bachelor's Degree ..... Wake Forest, 1986  
Master's Degree ..... North Carolina, 1987

### PLAYING EXPERIENCE

Western Guilford ..... 1978-82  
Wake Forest..... 1982-86

### COACHING EXPERIENCE

North Carolina, Graduate Assistant ..... 1986-87  
Greensboro College, Head Coach..... 1987-90  
Georgia Tech, Assistant Coach..... 1990-94  
Tulane University Head Coach ..... 1994-Present

### CAREER HIGHLIGHTS AT TULANE

- Over 400 career wins at Tulane
- 10 trips to the NCAA Tournament
- Five WNIT appearances
- 13 20-win seasons
- Four Conference USA regular-season titles
- Five Conference USA Tournament Championships
- Five All-Americans and one Freshman All-American
- Three Conference Coach of the Year awards
- One Conference USA Player of the Year
- Three Conference USA Defensive Players of the Year
- Three Conference USA Sixth Players of the Year
- Three Conference Freshmen of the Year
- One Conference USA Newcomer of the Year
- 33 All-Conference honorees
- 17 career 1,000-point scorers
- Four Tulane Hall of Famers
- Five future WNBA Players
- 93 C-USA Commissioner's Honor Roll recipients
- 14 C-USA Academic Medal winners

## Lisa Stockton's Career Coaching Record

### As A Head Coach

Year	School	Overall	Pct	Conf/Finish	Pct	Postseason
1987-88	Greensboro	20-7	.741	10-4/T2nd DIAC	.714	-----
1988-89	Greensboro	25-12	.676	9-3/T2nd DIAC	.667	-----
1989-90	Greensboro	18-8	.692	8-2/T1st DIAC	.800	-----
1994-95	Tulane	19-10	.655	9-3/2nd Metro	.750	NCAA (1st Round)
1995-96	Tulane	21-10	.677	9-5/T2nd C-USA Red	.643	NCAA (1st Round)
1996-97	Tulane	27-5	.844	12-2/1st C-USA Red	.857	NCAA (2nd Round)
1997-98	Tulane	21-7	.750	12-4/2nd C-USA National	.750	NCAA (1st Round)
1998-99	Tulane	24-6	.800	12-4/1st C-USA National	.750	NCAA (1st Round)
1999-2000	Tulane	27-5	.844	12-4/1st C-USA National	.750	NCAA (2nd Round)
2000-01	Tulane	22-10	.688	12-4/1st C-USA National	.750	NCAA (1st Round)
2001-02	Tulane	24-11	.686	8-6/T3rd C-USA	.571	NCAA (2nd Round)
2002-03	Tulane	19-10	.655	8-6/T3rd C-USA	.571	NCAA (1st Round)
2003-04	Tulane	10-18	.357	3-11/T8th C-USA	.214	-----
2004-05	Tulane	11-16	.407	3-11/T9th C-USA	.214	-----
2005-06	Tulane	15-12	.556	8-8/T5th C-USA	.500	-----
2006-07	Tulane	26-7	.788	13-3/1st C-USA	.813	WNIT (2nd Round)
2007-08	Tulane	16-14	.533	6-10/T 9th C -USA	.375	-----
2008-09	Tulane	18-14	.563	9-7/6th C-USA	.563	-----
2009-10	Tulane	26-7	.788	12-4/1st C-USA	.750	NCAA (1st Round)
2010-11	Tulane	23-11	.676	9-7/4th C-USA	.563	WNIT (2nd Round)
2011-12	Tulane	23-11	.676	9-7/T3rd C-USA	.563	WNIT (2nd Round)
2012-13	Tulane	24-9	.727	11-5/T2nd C-USA	.688	WNIT (3rd Round)
2013-14	Tulane	20-11	.645	11-5/4th C-USA	.688	WNIT (1st Round)
Greensboro Record (3 years)		63-27	.700	27-9	.750	-----
Tulane Record (20 years)		416-204	.671	188-116	.618	10 NCAA, 5 WNIT
Career Record (24 years)		479-231	.676	215-125	.633	10 NCAA, 5 WNIT

### As An Assistant Coach

Year	School	Overall	Pct	Conf/Finish	Pct	Postseason
1986-87	North Carolina	19-10	.655	9-5/3rd ACC	.643	NCAA (2nd Round)
1990-91	Georgia Tech	15-13	.546	3-11/7th ACC	.214	-----
1991-92	Georgia Tech	20-13	.606	6-10/7th ACC	.375	WNIT Champions
1992-93	Georgia Tech	16-11	.594	8-8/T4th ACC	.500	NCAA (1st Round)
1993-94	Georgia Tech	12-15	.444	5-11/7th ACC	.313	-----



## The Word On Lisa Stockton

"The Coaching Staff at Tulane did an exceptional job of not only making sure I was a phenomenal athlete, but a great student as well! Leaving there with my degree and a wonderful opportunity to make a career out of my sport was pretty amazing."

**--WNBA Veteran and Tulane Hall of Famer Janell Burse**  
(Tulane, 1996-2000)

"Over the years I developed a tremendous amount of respect for Lisa as a person and as a coach. She is so knowledgeable and she really individualizes her coaching style to each player to find a way to reach every one. She takes the time to develop a relationship with each of her players. I consider her a great friend. I became the player that I am because of my years at Tulane."

**--Nine-Year WNBA Veteran and Tulane Hall of Famer**  
**Barbara Farris (Tulane, 1995-98)**

"Coach Stockton and the entire staff put me in positions to develop personally and professionally. Her dedication to me as a person is one of the reasons I believe she is a great coach."

**--Assistant Women's Basketball at Denver University Coach**  
**Ashley Langford (Tulane, 2005-09)**

"Playing for Coach Stockton taught me a lot about myself. I found that I had a lot of untapped resources within myself. Dreaming big means working harder, but it all pays off in the end."

**--WNBA Veteran and Tulane Hall of Famer Teana McKiver**  
(Tulane, 2000-03)

"I just think that Lisa Stockton is the epitome of class and consistency. It shows in her overall record at Tulane, it shows in her number of NCAA invites and the number of conference titles. But it also shows in her relationship with her current and former players -- who still feel such a part of the program -- as well as in her relationship with her current and former staff members who still carry a bit of Lisa with them in everything that we do."

**--Miami Head Women's Basketball Coach Katie Meier**  
(Tulane assistant coach, 1994-2001)

"Tulane basketball is synonymous with Lisa Stockton. Both have been successful due to her passion, drive, loyalty, and dedication. Her success over the span of two decades is record-worthy. Her success post-Katrina is just one example of the tremendous coach and leader Tulane has at the helm of its women's basketball program. Lisa is a remarkable coach and an even greater role model for every student-athlete that has the good fortune of playing for her."

**--Emory Head Women's Basketball Coach Christy Thomaskutty**  
(Tulane, 1992-96)

Following a standout prep career at Western Guilford High School, Stockton packed her bags for Wake Forest University. During her four-year career with the Demon Deacons from 1983-86, she set the school's career records in scoring (1,347), scoring average (12.1 ppg), field goals made (592), field goals attempted (1,262), field goal percentage (.462), assists (330), steals (206) and minutes played (3,385).

Stockton still holds the Wake Forest record for consecutive games started with 97 and ranks in the top 10 in nearly every statistical category previously mentioned. As a senior during the 1985-86 season, Stockton was named honorable mention All-America after scoring 473 points and hitting 204-of-415 shots (.491), pulling down 94 rebounds, dishing out 97 assists and tallying 58 steals.

She was named ACC Player of the Week and claimed MVP honors of the Dartmouth Tournament as a junior, and was named MVP of the James Madison Invitational and of the Demon Deacon team as a senior.

Stockton earned a spot on the ACC Academic Honor Roll following each of her final two seasons at Wake Forest and graduated cum laude with a bachelor's degree in health and sports science in 1986.

She was drafted by the National Women's Basketball Association following her senior season, but chose instead to begin her coaching career as a volunteer assistant at the University of North Carolina for the 1986-87 season where she helped the Tar Heels go 19-10 overall, finish third in the ACC with a 9-5 league record and advance to the second-round of the NCAA Tournament. Stockton also enveloped herself in post-graduate studies and completed her master's degree in 1987.

From there, Stockton accepted her first collegiate head coaching position at Division III Greensboro College. In three seasons there, she helped

guide the Pride to a combined 63-27 record. Along the way, six players earned all-conference honors, including first-team selections Lorraine Orr and Susan Gasperson in 1987-88, Gasperson in 1988-89, and Tara Thompson in 1989-90.

Inheriting a team that had never enjoyed a winning record, Stockton's 1987-88 Greensboro team went 20-7 and finished tied for second in the Dixie Intercollegiate Athletic Conference with a 10-4 league record. The performance earned her the first of two DIAC Coach of the Year honors as Stockton earned the title again following the 1989-90 season after the Pride went 18-8 overall and finished tied for the league title at 9-3.

She returned to the Division I level the following year when she accepted the top assistant position at Georgia Tech where she was responsible for coordinating recruiting efforts, monitoring academic progress, supervise scheduling and coaching the offense. In four years with Stockton on the staff in Atlanta, the Ramblin' Wreck combined to go 63-52, including a 20-13 mark in 1991-92 when North Carolina won the WNIT. The following season, Georgia Tech went 16-11, finished tied for fourth in the ACC with an 8-8 league record and advanced to the NCAA Tournament for the first time in school history.

Two years later, Stockton accepted her current position at Tulane.

Along with her Coach of the Year accolades, Stockton was named one of CitiBusiness' Women of the Year in 2007. She is a member of the NCAA Women's Basketball Issues Committee and also serves on the Academic Subcommittee for the issues committee. Stockton has also served two terms on the Kodak All-American Committee, twice chaired the C-USA Women's Basketball Coaches and served two terms as the WBCA Conference Captain.

From the beginning, Stockton and Tulane have been a perfect fit; in part, the coach believes, because her educational experience at Wake Forest was similar to the ones her current players face at Tulane. Stockton appreciates the value of putting academic priorities first, and at Tulane the coach doesn't just say it, she has lived it.

"A school like Tulane is absolutely the best environment for student-athletes, and for a coach," Stockton said. "We attract people who are goal-oriented and who are achievers. Student-athletes don't come here unless they're serious about basketball and academics. That's the kind of school I chose, and I'm so glad I did."

In her 20 seasons, Stockton has built Tulane into a winning program with victories over ranked programs, tournament championships and a succession of All-Americans and future professional players piling wins on top of wins.

"I'm proud of our run of NCAA tournaments and conference championships," Stockton said. "I'm proud of the tradition we've built and look forward to expanding the level of expectation and achievement here at Tulane University."





## BETH DUNKENBERGER

Assistant Coach • 3rd Season

Shawsville, Va. • Randolph-Macon, 1988

*"Beth is a tremendous addition to our coaching staff. With her over 20 years of collegiate experience, Beth provides such great insight in all aspects of our program. Her knowledge, teaching style, and willingness to take on any needed role has greatly enhanced our program."*

--Lisa Stockton on Beth Dunkenberger

Beth Dunkenberger begins her fourth season with the Green Wave and third as assistant basketball coach. After serving as the program's director of operations during the 2011-12 season, Dunkenberger will once again assist in all facets of the team's game planning, recruiting and student-athletes' academic progress.

Under Dunkenberger's tutelage, Tulane has posted 67 wins in just three years, averaging 65.5 points per game. The Green Wave have also earned a trip to the WNIT each year, making it as far as the third round in 2013. In addition, the squad continues to impress in the classroom, as six student athletes made the C-USA Commissioner's Honor Roll in 2014, including four of whom were dubbed C-USA Academic Medalist.

Dunkenberger brought a wealth of coaching experience to the Green Wave squad, including head-coaching stints at Western Carolina from 2000-04 and Virginia Tech from 2004-11 where she posted 175 combined victories. In addition, she also served as a graduate assistant and assistant coach with the Hokies from 1988-97 and as an assistant coach at Florida from 1997-2000. All told, Dunkenberger-coached teams have advanced to the postseason on eight occasions, including a pair of NCAA Tournaments and one WNIT bid during her time leading the Virginia Tech program.

As head coach of the Hokies, Dunkenberger guided her team to .500-or-better records five times, including a 21-10 mark in 2005-06 when Virginia Tech advanced to the second round of the NAAs. She also led her team to the NCAA Tournament in 2005 and to the third round of the WNIT in 2007. Dunkenberger helped four student-athletes claim All-ACC honors - Kerri Gardin in 2005 (honorable mention) and 2006 (third team), Kirby Copeland in 2007 (honorable mention), Brittany Cook in 2008 (second team) and Utahya Drye in 2009 (honorable mention) - while Andrea Barbour claimed a spot on the ACC All-Freshman Team in 2008.

Several of her players also went on to play basketball professionally, including Gardin - who became the first former Hokie to play in the WNBA when she suited up for the Connecticut Sun from 2008-10 and the Washington Mystics in 2011. Copeland, Nara Diawara and Dawn Chriss all played in Europe, and Diawara was selected to the 2008 Beijing Olympic Games for her native country of Mali.

Dunkenberger originally moved to Blacksburg, Va., in 1988 and spent the next two years as a graduate assistant before serving as a full-time assistant from 1990-97. As an assistant, she helped the Hokies win the Metro Conference Tournament crown in 1994 and the Metro regular-season title in 1995 as Virginia Tech advanced to the NCAA Tournament both years.

From there, Dunkenberger accepted an assistant coaching position at Florida. From 1997-2000, she helped the Gators achieve a combined 73-36 record, including a 23-9 mark and a trip to the NCAA Sweet 16 in 1997-98. With Dunkenberger on staff, Florida also made the NCAA Tournament in 1999 and advanced to the 2000 WNIT title game.

Dunkenberger earned her first head coaching spot at Western Carolina in 2000, and over the next four seasons, helped the Catamounts post 65 victories. She was named Southern Conference Coach of the Year following the 2002-03 season when Western Carolina tallied 21 wins - the most

## The Dunkenberger File

### PERSONAL

Hometown..... Shawsville, Va.  
High School..... Shawsville, 1984  
Bachelor's Degree ..... Randolph-Macon, 1988  
Master's Degree ..... Virginia Tech, 1990

### COACHING EXPERIENCE

Virginia Tech, Graduate Assistant ..... 1988-1990  
Virginia Tech, Assistant Coach..... 1990-97  
Florida, Assistant Coach ..... 1997-2000  
Western Carolina, Head Coach ..... 2000-04  
Virginia Tech, Head Coach ..... 2004-11  
Tulane, Director of Operations ..... 2011-12  
Tulane, Assistant Coach ..... 2012-Present

by the team since moving to the Division I level in 1981 - and advanced to the finals of the SoCon Championship.

Under Dunkenberger's tutelage, WCU's Tiffany Hamm claimed All-Southern Conference honors from 2002-04, earned Player of the Year by the SoCon Sports Media Association in 2003 and was tabbed the league's Freshman of the Year in 2001. In addition, Ki-Ki Glass earned a spot on the 2002 SoCon All-Freshman Team.

While all of her teams have performed admirably on the court, Dunkenberger's squads have also stood out in the classroom as well. Her Virginia Tech teams featured a trio of Academic All-Americans, 11 Academic All-District honorees, and a pair of ACC postgraduate scholarship recipients. Among those honorees was Laura Haskins who was the first-ever recipient of the Kay Yow ACC Women's Basketball Scholar-Athlete of the Year award in 2009.

At Western Carolina, her student-athletes claimed Arthur Ashe Jr. Sports Scholar recognition three times - including two-time winner Yoneko Allen and her 2000-01 team finished sixth in the national academically with an overall grade point average of 3.313.

A standout student-athlete in her own right, Dunkenberger played collegiately at Randolph-Macon College from 1984-88 where she claimed all-conference and Academic All-District recognition, and was tabbed the school's Top Student-Athlete in 1988. A native of Shawsville, Va., Dunkenberger, was the valedictorian at Shawsville High in 1984, graduated cum laude from Randolph-Macon with a bachelor's degree in mathematics in 1988 and completed her master's degree in education from Virginia Tech in 1990.





## ALAN FREY

Assistant Coach • 9th Season

New Orleans, La. • University of New Orleans, 1988

*"Alan has a contagious passion for the game and a sincere commitment to making our program better. Since joining the staff in 2006, we have built a consistent level of success. His devotion to teaching and developing our players has helped each student-athlete reach her potential."*

—Lisa Stockton on Alan Frey

Alan Frey begins his ninth season with the Tulane women's basketball team where he will once again work with the Green Wave's post players.

The 2014-15 season marks Frey's eighth year handling the Green Wave student-athletes on the blocks, as he handled Tulane's guards during the 2009-10 campaign. In addition, Frey's areas of focus include game scheduling, recruiting, opponent scouting and individual player development.

During his time at Tulane, Frey has helped the Green Wave post winning records each season, tally a combined 176-84 overall record, win a pair of Conference USA regular-season titles and claim a sextet of postseason appearances (NCAA in 2010, WNIT in 2007, 2011, 2012, 2013 and 2014).

Under Frey's tutelage, the Green Wave post players have consistently ranked among C-USA leaders in rebounding and blocked shots. In addition, he was instrumental in helping Brett Benzio - who is currently playing professionally overseas - become just the second player in Tulane women's basketball history and the third Green Wave student-athlete overall (men's or women's) to score at least 1,000 points and pull down at least 1,000 rebounds during their career.

Frey's recruiting efforts have been instrumental to the program's overall success in recent years as a quartet of Green Wave rookies - Benzio in 2009, Olivia Grayson in 2010, Danielle Blagg in 2012 and Leslie Vorpahl in 2014 - earned C-USA All-Freshman Team recognition, while Blagg claimed C-USA Freshman of the Year honors in 2012. In addition, junior college transfer Indira Kaljo was tabbed C-USA Newcomer of the Year in 2009.

A native of New Orleans, Frey joined the Tulane family for the 2006-07 season after spending the previous two years as an assistant coach for the Loyola (New Orleans) University's men's team. His duties with the Wolf Pack included recruiting, on-court instruction and practice implementations.

In addition to his collegiate coaching experience, Frey spent 15 years coaching the AAU Kenner Angels to 13 Finals Fours and five national championships from 1992-2006. He compiled an overall record of 425-67 during his time with the Angels, including a 138-25 mark at the national tournament.

The 1997 AAU National Coach of the Year, Frey guided the team to the Gold Medal in at the 1996 Junior Olympics and a second-place finish in 2005. Frey's teams amassed 15 Louisiana AAU titles in as many years with a 79-1 record at the state tournament.

Frey also served as an assistant coach for Team Louisiana at the U.S. Junior Nationals from 1987-92, and the 1990 squad won the USJN championship. He also served as an assistant coach (1984-91) and head coach (1992-2004) for the Jefferson Parish Recreation Department All-Stars where he helped the club win a combined 13 International Championships.

During his time with the AAU, Frey helped more than 50 of his players earn Division I scholarships, including Tulane alums Olivia Grayson, Tif-

## The Frey File

### PERSONAL

Hometown.....New Orleans, La.  
High School.....Jesuit, 1983  
Bachelor's Degree .....University of New Orleans, 1988

### COACHING EXPERIENCE

Kenner Angels (AAU), Head Coach..... 1992-2006  
Team Louisiana (AAU), Assistant Coach ..... 1987-92  
Loyola-New Orleans, Assistant Coach..... 2004-06  
Tulane, Assistant Coach .....2006-Present

fany Aidoo, Sarah Goree, Rodnelle Hadley, Salome Hector, Mignon Frey, Mary Ann Marino, Lacey Vicknair and Kristi Pertuit. In addition, five of his former players have gone on to play in the WNBA - Vickie, Niesa and Temeka Johnson, Yolanda Moore and Detrina White.

Prior to joining the collegiate coaching ranks, Frey has spent the bulk of his professional career managing not-for-profit organizations throughout the New Orleans area.

A leader in New Orleans philanthropic circles for nearly 20 years, Frey served as the President of the New Orleans' Chapter of the Association of Fund Raising Professionals in 2005 as well as the President of the Louisiana Chapter of Community Health Charities in 2005-06. He was the executive director of the Louisiana Chapter of the Cystic Fibrosis Foundation from 2000-06 and remains actively involved in the foundation's fund-raising efforts.

A 1983 graduate of nearby Jesuit High School, Frey received his bachelor's degree in History from the University of New Orleans in 1988. He is married to the former Karen Halley of Metairie, where the couple now resides. They have three children: Halley, 18, Garrett, 16, and Hayden, 10.





## DOSHIA WOODS

**Assistant Coach/Recruiting Coordinator • 5th Season  
Topeka, Kansas • Western Illinois, 2001**

*"Doshia brings great energy every day. She is tremendously organized and has established such positive relationships with our players. Doshia's experiences in major conferences as a lead recruiter and coach has really added to our efficiency as a staff."*

**--Lisa Stockton on Doshia Woods**

Doshia Woods begins her fifth season as a member of the Tulane women's basketball coaching staff for the 2014-15 season and will once again primarily be responsible for the development of the Green Wave's perimeter players, as well as serving as the recruiting coordinator and overseer of the student-athletes' academic progress.

During her time at Tulane, Woods has helped the Green Wave post four consecutive 20-plus win seasons, advance to a pair of Conference USA Championship title games twice and earn four straight bids to the WNIT. Her impact on the team has been evident with guards Danielle Blagg (2013, 2014), Jamie Kaplan (2014), Olivia Grayson (2012), and Tiffany Aidoo (2011) claiming all-conference honors, with Blagg named C-USA Freshman of the Year in 2012 and Leslie Vorpahl announced to the all-freshmen team in 2014.

A noted recruiter in the realm of women's basketball, Woods' has been instrumental in landing star student-athletes everywhere she has been. More importantly, Woods has been able to develop that talent she has helped sign.

Her first recruiting class at Tulane proved to be a solid group as the four freshmen - Blagg, Kaplan, Tiffany Dale, and Adesuwa Ebomwonyi - combined to earn C-USA Freshman of the Week honors on seven occasions. All four rookies earned C-USA Freshman of the Week at least once each, including a four-time winner in Blagg.

Woods joined the Tulane staff for the 2010-11 campaign following stints at Western Illinois, New Mexico State, Oregon State and Missouri. Highlighting the list of her prominent student-athletes Woods has worked with prior to her time with the Green Wave include Tiffany Cornelius, Mercedes Fox-Griffin, Judie Lomax, Casey Nash, Talisa Rhea and Zane Teilane.

Under Woods' tutelage, Cornelius and Teilane claimed Mid-Continent Conference Player of the Year honors at Western Illinois in 2003 and 2005, respectively. While Woods had moved on to Oregon State by the time Teilane completed her career, Teilane went on to earn honorable-mention WBCA/Kodak All-America recognition, was drafted by the Detroit Shock in the third round of the 2006 WNBA Draft and played in the 2008 Olympics as a member of Team Latvia.

Teilane is one of three future Olympians Woods helped develop as Kimberly Butler of Oregon State and Tugba Palazoglu of Western Illinois earned spots on the 2012 Great Britain and Turkey National Teams, respectively.

During her time at Oregon State, Woods' recruiting efforts helped the Beavers land the Alaska and Gatorade Player of the Year in Rhea as well as Lomax. Rhea became the 15th OSU player to score 1,000-career points and was named All-Pac 10. Lomax, who transferred to Columbia after Woods and the rest of the coaching staff left the University following the 2007-08 season, went on to lead the NCAA in rebounding twice during her time with the Lions and was named Ivy League Player of the Year in 2010.

Woods also developed Nash during her time in Corvallis, Ore., helping her earn All-Pac 10 honors and move on to a successful professional

## The Woods File

### PERSONAL

Hometown.....Topeka, Kansas  
High School.....Topeka, 1997  
Associates Degree.....Barton, 1999  
Bachelor's Degree.....Western Illinois, 2001

### COACHING EXPERIENCE

Western Illinois, Assistant Coach.....2001-04  
New Mexico State, Assistant Coach.....2004-05  
Oregon State, Assistant Coach/Recruiting Coordinator....2005-08  
Missouri, Assistant Coach/Recruiting Coordinator.....2008-10  
Tulane, Assistant Coach.....2010-Present

playing career in Europe. Fox-Griffin, meanwhile, tallied 180 assists in 2006-07, which sits second in school single-season history and ranked eighth nationally in assists-per-game. Fox-Griffin also continued her career playing professionally overseas.

A native of Topeka, Kan., Woods began her coaching career at her alma mater - Western Illinois - in 2001 and helped the Westerwinds post a combined 57-30 record in three seasons. WIU earned Mid-Con (now Summit League) regular-season titles in each of Woods' final two seasons there and advanced to the WNIT in 2003.

From there, Woods accepted an assistant position at New Mexico State for the 2004-05 season where she served as the academics and community service liaison, had a hand in all aspects of player development, scouting and game preparation, and was involved in all aspects of recruiting. After one season with the Aggies, she moved on to Oregon State where she helped the Beavers post a 10-game improvement in her first year in Corvallis, go 16-15 and earn a bid to the WNIT.

Woods' accepted a scholarship to Western Illinois for the 1999-2000 season and played in 57 games over the next two years for the Westerwinds. During her Division I career, she averaged 8.8 points per game and was named second-team All-Mid Continent Conference as a senior after draining a school-record 62 3-point baskets. Her 62 treys stood as a WIU single-season record until the 2011-12 season when it was surpassed. Despite playing just two seasons there, Woods' 102 career 3-pointers currently ranks fifth in school history.

She earned an associate's degree from Barton in 1999 and completed her bachelor's degree in English with a minor in psychology from Western Illinois in 2001. Woods is a member of the Women's Basketball Coaches Association and has served as a roundtable presenter for the WBCA national convention. Other presentations include Dan Tudor's "2014 National Collegiate Recruiting Conference," held in Boston, Mass. In her time away from the court, she volunteers for "Girls First," a non-profit organization dedicated to providing sport and movement opportunities to underserved girls in the metropolitan New Orleans area.



# Support Staff



**LINDSAY  
WERNTZ**

**Director of Operations • 3<sup>rd</sup> Year**  
Freeport, Ill.  
IUPFW, 2002

Lindsay Werntz is in her third season as the Green Wave's director of women's basketball operations where she is responsible for coordinating the team's camps, overseeing Tulane's student manager staff, serving as the liaison to the equipment operations staff, as well as working with Tulane's game operations staff and managing the Green Wave's travel on road trips. She will also help coordinate the team's special projects with the Tulane campus and New Orleans community.

Werntz came to Tulane following two seasons as the top assistant at Loyola University of New Orleans where she helped lead the Wolf Pack to a combined 43-18 overall record and a 20-10 mark in Southern States Athletic Conference action. In her last year at Loyola, Werntz posted a 23-6 record and a 14-4 league mark while advancing to the NAIA National Championship Tournament. The Wolfpack's .793 winning percentage in 2011-12 stands as the second-best in the history of the program.

While at Loyola, Werntz was responsible for game-day preparation, scouting and recruiting while also designing and implementing the strength and conditioning program and oversaw the team's academic progress. She helped Keiva Council and Jasmine Brewer earn All-America, All-Louisiana, all-conference and National All-Jesuit Team honors.

In addition, Werntz was head coach at Hill College for the 2007-08 season and also served as assistant coach at Nevada from 2006-07, Midland college from 2004-06 and Florida Gulf Coast from 2002-03. She helped Nevada earn a spot in the WNIT in 2007, helped guide Midland to a spot in the Region V Championship and was instrumental in FGCU going 30-1 and posting the nation's top defense during her lone year in the Sunshine State.

Werntz played college basketball at Arkansas State during the 1996-97 season before spending two seasons at Indiana University-Purdue University Fort Wayne. She completed her bachelor's degree in general studies from IPFW in 2002, and earned a master's degree in health and physical education from Marshall two years later.



**Dan  
Rickaby**

**Strength & Conditioning • 1<sup>st</sup> Year**  
Skandia, Mich.  
Northern Michigan, 2007



**Rachel  
Hansen**

**Marketing • 1<sup>st</sup> Year**  
Quad Cities, Ill.  
SIUE, 2011



**Tiffany  
Aidoo**

**Program Coordinator • 1<sup>st</sup> Year**  
Slidell, La.  
Tulane, 2011



**JILL  
SPARROW**

**Athletic Trainer • 2<sup>nd</sup> Year**  
Banner Elk, N.C.  
Appalachian State, 2006



**GREG  
STEWART**

**Team Doctor • 27<sup>th</sup> Year**  
Sugar Land, Texas  
Houston Baptist, 1986



**CHARLOTTE  
BATTIEST**

**Academic Coordinator • 8<sup>th</sup> Year**  
New Orleans, La.  
Univ. of New Orleans, 2001



**JOSH  
BATES**

**Athletic Comm. • 1<sup>st</sup> Year**  
Alton, Ill.  
Illinois, 2011



**OLIVIA  
GRAYSON**

**Graduate Assistant • 2<sup>nd</sup> Year**  
Metairie, La.  
Tulane, 2013





## 20 • DANIELLE BLAGG

Guard • 5-11 • Senior • 3L

San Antonio, Texas • Smithson Valley HS

### Blagg's Career Statistics

Year	GP-GS	Min/Avg	FG-FGA	Pct	3P-3PA	Pct	FT-FTA	Pct	Off-Def-Tot	Avg	PF-FO	Ass	To	Blk	Stl	Pts	Avg
2011-12	34-18	763/22.4	97-314	.309	54-182	.297	38-63	.603	33-83-116	3.4	44-0	33	51	17	32	286	8.4
2012-13	32-15	733/22.9	111-313	.355	64-183	.350	28-48	.583	31-94-125	3.9	36-0	30	30	17	26	314	9.8
2013-14	27-23	781/28.9	113-317	.356	61-155	.394	36-54	.667	39-90-129	4.8	53-0	25	54	12	20	323	12.0
Career	93-56	2277/24.5	321-944	.340	179-520	.344	102-165	.618	103-267-370	4.0	133-0	88	135	46	78	923	9.9

### Career Honors

2014 Second Team All-Conference USA  
 2014 Third Team All-Louisiana  
 Louisiana Player of the Week (12/23/13)  
 2013 Second Team All-Conference USA  
 2013 Honorable-Mention All-Louisiana  
 2013 C-USA Commissioner's Honor Roll  
 2012 Conference USA Freshman of the Year  
 2012 Conference USA All-Freshman Team  
 2012 Honorable-Mention All-Louisiana  
 2012 C-USA Commissioner's Honor Roll  
 2012 C-USA Women's Basketball Championship All-Tournament Team  
 C-USA Player of the Week (3/3/13)  
 C-USA Freshman of the Week (1/23/12)  
 C-USA Freshman of the Week (1/9/12)  
 C-USA Freshman of the Week (1/3/12)  
 C-USA Freshman of the Week (11/21/11)

Double-Doubles.....	1
Double-Figure Scoring.....	46
Double-Figure Rebounds.....	1

**2013-14:** Played in 27 games with 23 starts as a junior...named second-team All-Conference USA and third-team All-Louisiana after leading the team in points per game (12.0), 3-point baskets (61) and 3-point percentage (.394) while ranking second in minutes per game (28.9), third in points scored (323), field goals made (113) and rebounds per game (4.8), fourth in blocked shots (12) and minutes played (781), and fifth in rebounds (129)...finished second in C-USA in 3-point percentage and 3-pointers per game (2.26), and 21st in points per game...ranked 44th nationally in 3-point field goal percentage and 94th in 3-pointers per game...named Louisiana Player of the Week on Dec. 23 after averaging 24.0 points, 8.5 rebounds, 1.0 assist and 1.0 steal per outing in 35.5 minutes per contest in wins over Virginia and Saint Francis at the FGCU Hilton Garden Inn/Homewood Suites Classic...scored in double figures 17 times with five 20-plus point ballgames, including a season-best 25 points after hitting 8-of-20 field goals with a 7-of-13 effort from beyond the arc vs Virginia (12/20)...had seven-plus rebounds seven times, including a career-high 10 boards to complete a double-double in the game against UVA...tallied a season-best two blocked shots vs Indiana State in the title game of the Tulane/DoubleTree Classic (12/29), vs Southern Miss (1/18) and vs UTEP (2/1)...had five multiple-assist outings, including a career-high tying four dimes vs Northeastern in the Tulane/DoubleTree Classic (12/28) and at Florida Atlantic (2/12)...posted a season-best two steals vs Saint Francis (12/21), vs LSU (1/5), at Rice (1/29), vs North Texas (2/5) and at Mississippi State in the WNIT (3/20).

**2012-13:** Saw action in 32 games with 15 starts as a sophomore...named second-team All-Conference USA and honorable-mention All-Louisiana after leading the team in 3-point baskets (64) and 3-point percentage (.350) while sitting second in points scored (314) and field goals made (111), third in points per game (9.8) and rebounds (125), tied for third in blocked shots (17), fourth in rebounds per game (3.9) and minutes per game (22.9), and fifth in assists (30), steals (26) and minutes played (733)...ranked third in C-USA in 3-point percentage, fourth in 3-pointers

per game (2.0) and 25th in points per game...ranked 6th nationally in 3-point percentage and 119th in 3-pointers per outing...named C-USA Player of the Week on March 3 after averaging 18.5 points, 6.0 rebounds, 1.5 assists, 1.5 steals and 1.0 blocks per outing during Tulane's road win at SMU (2/28) and home victory over Southern Miss (3/3)...posted double-digit scoring totals on 15 occasions and a pair of 20-point outings, including a career-high 26 points after draining 8-of-13 3-pointers and both free throw tries at Marshall on (1/13)...pulled down five or more rebounds six times, including a season high nine vs Memphis (1/20) and vs East Carolina (1/27)...tallied nine multiple-assist contests, including a season-high three vs Auburn (11/28)...had a season-best two steals on nine occasions: vs Loyola (1/7), at Marshall (1/13), at Rice (1/17), at UCF (1/31), at Houston (2/2), at Tulsa (2/10 and 3/14), vs Tulsa (2/24), at SMU and at Auburn (3/27)...recorded a pair of multiple-block ballgames, including a career-high four swats vs Loyola...off the court, named to the C-USA Commissioner's Honor Roll and Tulane's 3.0 Club.

**2011-12:** Played in all 34 games with 18 starts as a true freshman...named Conference USA Freshman of the Year and honorable-mention All-Louisiana while claiming a spot on the C-USA All-Freshman Team after leading the team 3-point baskets (54) while ranking third in points (286), points per game (8.4), field goals made (97), 3-point percentage (.297), steals (32) and blocked shots (17), fourth in minutes played (763) and minutes per game (22.4), and fifth in rebounds (116), rebounds per game (3.4)...finished fifth in C-USA in 3-pointers per game (1.6), 15th in 3-point percentage and 28th in points per game...ranked 250th nationally in 3-pointers per game...set a school record by claiming C-USA Freshman of the Week recognition on four occasions: earning the honor on Nov. 21 after averaging 16.5 points, 4.5 rebounds, 1.0 assist and 0.5 steals, on Jan. 3 after averaging 8.5 points and 4.5 rebounds, on Jan. 9 after averaging 13.0 points, 2.5 rebounds, 1.5 steals, 1.0 assists and 1.0 blocks per game, and on Jan. 23 after averaging 7.5 points and 2.5 rebounds per outing...claimed a spot on the C-USA Women's Basketball Championship All-Tournament Team after averaging 14.7 points, 1.7 rebounds, 1.3 assists, 1.3 steals and 0.7 blocks per game during Tulane's march to the title game...scored in double figures 14 times, including a season-high 22 on 7-of-10 shooting from the field and a 3-for-3 showing from beyond the 3-point arc vs LSU (11/19)...had five or more rebounds 12 times, including a season-best nine vs Houston (3/1)...posted four multiple-block contests and eight multiple-steal outings, including a season-best three swats and seven thefts vs Purdue in day two of the Cancun Challenge (11/24)...recorded nine multiple-assist ballgames, including a career-best four vs Houston (3/1)...off the court, named to the C-USA Commissioner's Honor Roll and Tulane's 3.0 Club.

**High School:** Four-year letterwinner at Smithson Valley High for coach Angie Hermesmyer...named a three-star recruit, earned a 90 scout rating and ranked the No. 39 forward in the nation by ESPN.com while claiming the No. 4 spot on ShesBallin.com's San Antonio Top 25...earned All-District 26-5A and All-Comal County honors in each of her first three prep seasons and claimed District 27-4A MVP recognition as a senior...in her final prep season, claimed all-state recognition from the Texas Association of Basketball Coaches and Texas Girls Coaches Association, earned TABC All-Region honors, and was named to the San Antonio Super Team and New Braunfels Herald-Zeitung Co-Player of the Year after averaging 16 points, seven rebounds, four assists and four steals



# The Players

per game...selected to play in the TABC and TGCA All-Star games and was a U.S. Army National Scholar-Athlete Award winner in 2011...helped guide the Rangers to a 29-5 overall record and a 12-0 district mark to give SVHS its first league title since 1986...as a junior, averaged 15 points, seven rebounds, four assists and four steals per game...tabbed District 26-5A Newcomer of the Year as a freshman...also played for the South Texas Hoyas AAU team and participated in the prestigious Deep South Classic in North Carolina...off the court, earned Academic All-District honors all four years and was a member of the National Honor Society, Spanish Club and Fellowship of Christian Athletes.

**Personal:** Born Danielle Sanford Blagg on May 28, 1992, in San Antonio, Texas...daughter of Bill and Nancy Blagg...has two sisters, Megan and Erin...grandfather, Jack Sanford, pitched 12 Major League seasons with the Philadelphia Phillies, San Francisco Giants, California Angels and Kansas City Athletics, earning National League Rookie of the Year and All-Star honors in 1957...mother, Nancy, ran track and cross country at Purdue, and father, Bill, played collegiate baseball at St. Mary's...majoring in business marketing.

## Blagg's Game-By-Game Statistics

### 2013-14

Date/Opponent	St	Min	FG/A	Pct	3/A	Pct	FT/A	Pct	O/D/T	PF	A/To/Bk/St	Pts
11/8 New Orleans		DNP	--	--	--	--	--	--	--	--	--/--/--	--
11/11 McNeese State		DNP	--	--	--	--	--	--	--	--	--/--/--	--
11/19 SE Louisiana		DNP	--	--	--	--	--	--	--	--	--/--/--	--
11/22 at UNCW		DNP	--	--	--	--	--	--	--	--	--/--/--	--
11/24 at N.C. State		22	3/9	.333	2/2	1.000	2/2	1.000	0/1/1	3	1/2/0/0	10
11/30 Ole Miss		25	5/14	.357	2/9	.222	3/5	.600	1/1/2	2	0/0/1/1	15
12/3 at Auburn	*	16	1/8	.125	0/3	.000	1/2	.500	2/0/2	2	0/3/1/0	3
12/8 Loyola	*	26	5/12	.417	2/6	.333	3/3	1.000	2/1/3	2	1/2/0/0	15
12/20 vs Virginia	*	39	8/20	.400	7/13	.538	2/5	.400	3/7/10	1	1/0/0/2	25
12/21 vs Saint Francis	*	32	7/15	.467	5/9	.556	4/4	1.000	2/5/7	3	1/3/0/0	23
12/28 Northeastern	*	24	7/14	.500	6/10	.600	0/0	.000	1/1/2	2	4/1/0/0	20
12/29 Indiana State	*	28	2/13	.154	0/4	.000	1/1	1.000	0/2/2	1	2/1/2/1	5
1/5 LSU	*	26	3/13	.231	3/6	.500	0/0	.000	2/3/5	2	0/4/0/2	9
1/9 at Marshall	*	26	4/8	.500	3/5	.600	3/4	.750	1/3/4	3	0/1/0/0	14
1/11 at Old Dominion	*	27	8/15	.533	4/8	.500	2/2	1.000	3/4/7	1	1/0/0/1	22
1/15 East Carolina	*	23	0/5	.000	0/0	.000	0/2	.000	3/0/3	2	0/1/1/1	0
1/18 Southern Miss	*	38	4/10	.400	4/6	.667	1/3	.333	2/6/8	3	0/4/2/0	13
1/22 at Charlotte	*	28	5/8	.625	2/3	.667	7/8	.875	2/2/4	2	1/1/0/0	19
1/25 Louisiana Tech	*	33	3/11	.273	2/8	.250	2/5	.400	0/9/9	2	1/2/0/1	10
1/29 at Rice	*	33	1/8	.125	1/2	.500	1/2	.500	0/5/5	2	1/2/1/2	4
2/1 UTEP	*	33	4/16	.250	1/8	.125	0/1	.000	1/2/3	3	2/1/2/1	9
2/5 North Texas	*	22	1/9	.111	0/6	.000	0/0	.000	3/0/3	0	0/4/1/2	2
2/8 at UTSA	*	24	2/4	.500	1/1	1.000	0/0	.000	0/5/5	3	0/2/0/0	5
2/12 at Florida Atlantic		33	7/19	.368	3/9	.333	0/0	.000	2/7/9	2	4/3/0/0	17
2/15 FIU	*	34	5/12	.417	1/4	.250	0/0	.000	1/5/6	0	0/5/0/1	11
2/22 at UAB	*	34	8/16	.500	5/6	.833	0/1	.000	2/4/6	4	1/2/0/0	21
2/26 Tulsa	*	33	5/14	.357	3/11	.273	0/0	.000	0/7/7	3	0/2/1/1	13
3/1 at Southern Miss	*	37	4/13	.308	0/5	.000	4/4	1.000	1/4/5	2	1/2/0/1	12
3/5 Middle Tennessee	*	34	8/14	.571	2/3	.667	0/0	.000	3/2/5	1	1/1/0/0	18
3/13 vs FIU	*	28	0/8	.000	0/5	.000	0/0	.000	1/1/2	1	1/2/0/1	0
3/20 vs Miss. St.		23	3/9	.333	2/3	.666	0-0	.000	1/3/4	1	1/3/0/2	8

### 2012-13

Date/Opponent	St	Min	FG/A	Pct	3/A	Pct	FT/A	Pct	O/D/T	PF	A/To/Bk/St	Pts
11/9 Louisiana Tech		23	3/9	.333	1/6	.167	2/2	1.000	1/5/6	1	0/1/0/0	9
11/12 at ULM		25	7/13	.538	3/5	.600	0/0	.000	0/6/6	1	1/1/1/0	17
11/16 at Southern		15	1/6	.167	0/4	.000	2/2	1.000	2/0/2	2	0/1/1/0	4
11/23 vs Bradley		16	2/7	.286	1/4	.250	2/2	1.000	0/1/1	1	1/0/0/0	7
11/24 vs W.Michigan		20	2/5	.400	1/2	.500	1/2	.500	0/4/4	0	1/0/0/0	6
11/28 Auburn		18	3/8	.375	2/5	.400	0/1	.000	0/1/1	1	3/1/0/0	8
12/2 UNC-Wilmington		15	4/8	.500	1/4	.250	1/2	.500	1/3/4	0	0/0/0/1	10
12/9 at LSU		21	5/11	.455	3/5	.600	0/0	.000	1/2/3	1	0/1/0/0	13
12/19 UL-Lafayette		17	1/6	.167	1/4	.250	2/2	1.000	0/2/2	1	1/2/1/0	5
12/22 North Texas		24	5/14	.357	5/10	.500	1/2	.500	3/3/6	0	2/1/1/0	16
12/29 E.Michigan		17	3/7	.429	3/7	.429	0/0	.000	0/2/2	0	2/0/0/0	9
12/30 McNeese State		23	3/13	.231	1/8	.125	1/4	.250	2/1/3	0	0/0/0/1	8
1/7 Loyola-NO		19	3/7	.429	2/4	.500	1/2	.500	2/2/4	1	2/1/4/2	9
1/10 SMU		30	4/14	.286	1/5	.200	1/1	1.000	1/2/3	3	1/0/1/0	10
1/13 at Marshall		20	8/15	.533	8/13	.615	2/2	1.000	1/3/4	1	1/0/0/2	26
1/17 at Rice		24	5/12	.417	3/6	.500	1/4	.250	0/4/4	3	1/0/0/2	14
1/20 Memphis	*	32	4/12	.333	4/5	.800	0/0	.000	2/7/9	2	2/1/1/1	12
1/27 East Carolina	*	25	0/4	.000	0/1	.000	4/7	.571	1/8/9	3	1/2/0/0	4
1/31 at UCF	*	25	4/11	.364	2/6	.333	1/1	1.000	0/3/3	1	0/3/0/2	11

2/2 at Houston	* 18	4/7	.571	4/6	.667	0/0	.000	1/2/3	0	0/1/0/2	12
2/10 at Tulsa	* 28	4/13	.308	3/9	.333	1/2	.500	0/1/1	0	1/0/0/2	12
2/14 Rice	* 27	2/8	.250	1/4	.250	1/2	.500	0/4/4	1	2/2/1/1	6
2/17 Houston	* 23	3/8	.375	0/4	.000	1/1	1.000	1/2/3	1	0/1/0/1	7
2/21 at UAB	* 28	6/13	.462	2/7	.286	0/2	.000	2/2/4	2	0/2/0/0	14
2/24 Tulsa	* 21	2/9	.222	0/5	.000	0/0	.000	0/4/4	1	2/1/0/2	4
2/28 at SMU	* 30	6/13	.462	4/7	.571	0/0	.000	3/1/4	1	1/1/2/2	16
3/3 Southern Miss	* 31	7/16	.438	4/12	.333	3/5	.600	4/4/8	1	2/1/0/1	21
3/8 at UTEP	* 26	1/9	.111	1/4	.250	0/0	.000	0/6/6	1	0/0/1/0	3
3/14 at Tulsa	* 26	2/10	.200	0/4	.000	0/0	.000	1/3/4	0	2/2/0/2	4
3/21 Sam Houston	* 24	3/9	.333	0/3	.000	0/0	.000	1/3/4	1	0/2/1/0	6
3/24 at Arkansas	* 15	0/3	.000	0/3	.000	0/0	.000	0/2/2	3	0/1/1/0	0
3/27 at Auburn	* 27	4/13	.308	3/11	.273	0/0	.000	1/1/2	2	1/1/1/2	11

### 2011-12

Date/Opponent	St	Min	FG/A	Pct	3/A	Pct	FT/A	Pct	O/D/T	PF	A/To/Bk/St	Pts
11/11 vs Loyola-N.O.	*	18	3/13	.231	1/5	.200	2/2	1.000	1/2/3	3	0/0/1/2	9
11/14 vs UL-Monroe	*	27	4/14	.286	3/8	.375	0/2	.000	1/4/5	1	2/0/1/0	11
11/19 vs LSU	*	40	7/10	.700	3/3	1.000	5/9	.556	1/3/4	2	1/3/1/1	22
11/21 vs New Orleans	*	20	5/11	.455	4/8	.500	3/5	.600	1/6/7	0	3/1/2/0	17
11/24 vs Purdue	*	34	4/12	.333	2/4	.500	0/0	.000	0/2/2	3	1/3/3/7	10
11/25 vs Idaho State	*	20	0/5	.000	0/4	.000	0/0	.000	2/3/5	2	1/1/0/0	0
12/2 at La. Tech	*	29	2/7	.286	1/1	1.000	3/4	.750	0/5/5	2	1/2/0/2	8
12/4 at Miss. State	*	2	1/10	.100	1/6	.167	0/0	.000	1/4/5	1	3/2/0/1	3
12/9 at North Texas	*	15	0/4	.000	0/4	.000	0/2	.000	0/1/1	0	2/2/0/2	0
12/11 vs Southern	*	12	0/6	.000	0/4	.000	0/0	.000	0/0/0	1	0/3/0/0	0
12/21 at UL-Lafayette		21	4/12	.333	2/6	.333	0/1	.000	0/2/2	0	2/0/2/0	10
12/28 vs C of C		21	4/9	.444	3/6	.500	0/0	.000	1/6/7	2	1/2/0/0	11
12/29 vs Hampton		17	2/8	.250	2/7	.286	0/0	.000	1/1/2	3	0/0/0/0	6
1/5 at Memphis		28	7/15	.467	4/9	.444	1/2	.500	3/2/5	0	2/3/1/2	19
1/8 vs UCF		19	2/7	.286	0/3	.000	3/5	.600	0/0/0	0	0/2/1/1	7
1/12 at Rice		22	0/4	.000	0/3	.000	2/4	.500	0/1/1	2	0/0/0/0	2
1/15 vs UTEP	*	13	0/7	.000	0/3	.000	0/0	.000	0/2/2	2	0/1/0/0	0
1/9 vs UAB		17	3/4	.750	2/3	.667	0/0	.000	1/1/2	1	0/2/0/0	8
1/22 at Tulsa		17	3/8	.375	1/3	.333	0/0	.000	1/2/3	1	0/1/0/0	7
1/29 vs Marshall		21	2/7	.286	1/5	.200	0/1	.000	3/2/5	0	0/2/2/2	5
2/2 at E.Carolina		8	0/5	.000	0/3	.000	0/0	.000	1/2/3	1	0/2/0/1	0
2/5 vs SMU		16	4/8	.500	2/5	.400	0/1	.000	1/3/4	2	0/3/0/1	10
2/9 at Houston		15	2/10	.200	2/10	.200	0/0	.000	4/1/5	3	2/1/0/0	6
2/12 at UTEP		22	5/15	.333	3/8	.375	5/6	.833	2/1/3	1	0/0/0/0	18
2/16 vs Rice	*	36	3/11	.273	0/1	.000	0/0	.000	2/5/7	1	1/2/1/3	6
2/19 at Southern Miss		22	4/9	.444	3/7	.429	2/2	1.000	1/0/1	0	0/0/0/1	13
2/23 vs Tulsa		15	0/2	.000	0/2	.000	0/0	.000	0/1/1	0	1/0/0/0	0
2/26 at SMU		25	2/10	.200	1/6	.167	2/3	.667	0/4/4	2	1/2/0/1	7
3/1 vs Houston	*	21	0/7	.000	0/5	.000	2/4	.500	2/7/9	2	4/2/0/1	2
3/8 vs East Carolin	*	28	6/11	.545	6/8	.750	1/2	.500	0/0/0	0	2/2/1/1	19
3/9 at Memphis	*	34	5/16	.313	2/11	.182	2/2	1.000	0/2/2	1	1/2/1/1	14
3/10 vs UTEP	*	29	4/12	.333	1/7	.143	2/3	.667	1/2/3	3	1/1/0/2	11
3/15 vs Miss. Valley	*	28	7/13	.538	4/8	.500	0/0	.000	1/4/5	1	1/4/0/0	18
3/18 at Texas Tech	*	30	2/12	.167	0/6	.000	3/3	1.000	1/2/3	1	0/0/0/0	7







## 22 • TIFFANY DALE

Forward • 6-1 • Senior • 3L

Lavon, Texas • Community HS

### Dale's Career Statistics

Year	GP-GS	Min/Avg	FG-FGA	Pct	3P-3PA	Pct	FT-FTA	Pct	Off-Def-Tot	Avg	PF-FO	Ass	To	Blk	Stl	Pts	Avg
2011-12	31-6	534/17.2	55-112	.491	0-6	.000	40-68	.588	56-68-124	4.0	68-0	30	56	27	23	150	4.8
2012-13	33-32	760/23.0	103-204	.505	0-1	.000	45-71	.634	86-133-219	6.6	76-2	27	73	44	39	251	7.6
2013-14	30-27	855/28.5	132-229	.576	0-1	.000	92-130	.708	87-156-243	8.1	70-1	32	65	49	34	356	11.9
Career	94-65	2149/22.9	290-545	.532	0-8	.000	177-269	.658	229-357-586	6.2	214-3	89	194	120	96	757	8.1

### Career Honors

2013-14 Honorable Mention All-Louisiana  
2013 DoubleTree Classic All-Tournament Team  
C-USA Freshman of the Week (12/23/11)

Double-Doubles.....	12
Double-Figure Scoring.....	31
Double-Figure Rebounds.....	17

**2013-14:** Played in 30 games with 27 starts as a junior...named honorable-mention All-Louisiana after leading the team in field goals made (132), field goal percentage (.576), rebounds (243), rebounds per game (8.1) and blocked shots (49) while ranking second in points scored (356), points per game (11.9), free throws made (92) and minutes played (855)...Also ranked third in free throw percentage (.708) and minutes per game (28.5), fourth in steals (34) and fifth in assists (32)...finished third in Conference USA in field goal percentage, fifth in blocked shots per game, eighth in total rebounds per game and defensive rebounds per game (5.2), 13th in offensive rebounds per game (2.9), 23rd in points per game and 26th in free throw percentage...ranked 77th nationally in blocks per game and 144th in rebounds per contest...named to the 18th Annual Tulane/DoubleTree Classic All-Tournament Team after averaging 11.5 points, 9.5 rebounds, 2.0 blocks, 1.5 steals and 1.0 assists per game during the Green Wave's run to the tourney title...posted double-figure scoring totals on 17 occasions with a pair of 20-plus point outings, including a career-high tying 22 after hitting 5-of-8 field goals and all 12 free throws vs Louisiana Tech (1/25)...had eight double-digit rebounding performances, including a career-best 16 against Ole Miss (11/30)...tallied seven double-doubles, highlighted by a 17-point, 16-board effort vs Ole Miss...handed out multiple assists on nine occasions, including a season-high three vs Southeastern Louisiana (11/19), at Marshall (1/9) and vs Middle Tennessee (3/5)...added 13 multiple-block performances, including a career-high six vs Middle Tennessee...recorded nine multiple-steal contests, including a career-high tying four thefts vs LSU (1/5).

**2012-13:** Saw action in all 33 games with 32 starts as a sophomore...led the team in field goal percentage (.505), rebounds (219), rebounds per game (6.6) and blocked shots (44) while sitting third in free throws made (45), steals (39), minutes played (760) and minutes per game (23.0), and fourth in points scored (251), points per game (7.6) and field goals made (103)...finished second in Conference USA in field goal percentage, tied for fourth in blocks per game (1.3), 15th in offensive rebounds per game (2.6) and 16th in rebounds per game...ranked 135th nationally in blocks per game...posted double-digit scoring totals nine times, including a career-best 22 after sinking 10-of-13 field goals and both of her free throws vs Southern Miss (3/3)...had eight double-digit rebound outings, including a season high 12 vs McNeese State (12/30), vs UTEP (2/7) and at Tulsa (3/14)...recorded four double-doubles: 15 points and 11 rebounds at Southern (11/16), 12 points and 11 rebounds at Houston (2/2), 10 points and 12 rebounds vs UTEP, and 12 points and 12 rebounds at Tulsa...logged 10 multiple-steal games, including tying a career best with four at LSU (12/9) and at Houston...tallied eight multiple-assist contests to date, including a career-best tying four at Auburn in the third round of the WNIT (3/27)...registered 11 multiple-block ballgames, including a season-high five swats vs Eastern Michigan (12/29) and at Tulsa (2/10).

**2011-12:** Played in 31 games with six starts as a true freshman...finished second on the team in field goal percentage (.491) and blocked shots (27), fourth in rebounds (124) and rebounds per game (4.0), and fifth in free throws made (40) while averaging 4.8 points per game...ranked 13th in Conference USA in blocks per game (0.9)...named C-USA Freshman of the Week on Dec. 23 after posting a double-double with 10 points and 10 rebounds while dishing out one assist and swatting one shot at Louisiana-Lafayette (12/22)...finished with double-digit scoring totals on five occasions, including a season-high 16 on 6-of-11 shooting at North Texas (12/9)...had five or more rebounds 13 times, including a season-best 10 at UL-Lafayette...handed out three or more assists four times, including a career-high four vs Hampton in the Tulane/DoubleTree Classic title game (12/29) and at Memphis (1/5)...tallied six multiple-steal outings, including a career-high four thefts vs Marshall (1/29)...recorded seven multiple-block outings, including a season-best three swats vs SMU (2/5).

**High School:** Four-year letterwinner at Community High for coach Daniel Marshall...helped lead the Braves to a combined 77-47 record while posting 2,021 points, 1,048 rebounds, 266 assists, 515 steals and 237 blocks during her prep career...led CHS in scoring, assists and steals each season...claimed Texas Association of Basketball Coaches All-Region 2 honors as a sophomore, junior and senior and was tabbed Texas Girls Coaches Association All-State her final two prep seasons...earned first-team All-District 13-3A honors all four years, claiming district MVP honors as a freshman and Offensive Player of the Year recognition in each of her final three seasons...added all-state honors from the TABC and Texas Basketball Magazine as a senior after averaging 17.1 points, 7.9 rebounds, 4.4 steals, 2.4 blocks, and 2.3 assists per game...as a junior, averaged 20.4 points, 7.4 rebounds, 2.2 assists, 4.8 steals and 1.9 blocks per game...claimed all-tournament honors at the Community Classic three times and both the Bland and Quinlan Ford tournaments twice each...as a freshman, was named to the Greenville Herald Banner Dream Team and ESPN Rise All-Area after averaging 15.1 points, 10.6 rebounds, 2.2 assists, 4.3 steals and 1.8 blocks per contest...also lettered twice in volleyball and once in track and field...off the court, was a member of the Academic Honor Roll and claimed TABC Academic All-State honors.

**Personal:** Born Tiffany Lynn Dale on March 12, 1993, in Lubbock, Texas...daughter of Bouvier Dale and Shaya Hamilton...has one brother, B.J...father, Bouvier, played collegiate football at Texas Tech...majoring in sociology.



# The Players

## Dale's Game-By-Game Statistics

### 2013-14

Date/Opponent	GS	Min	FG/A	Pct	3/A	Pct	FT/A	Pct	O/D/T	PF	A/To/Bk/St	Pts
11/8 New Orleans	*	28	4/7	.571	0/0	.000	0/3	.000	4/3/7	2	2/1/4/0	8
11/11 McNeese State	*	27	1/5	.200	0/0	.000	0/0	.000	2/4/6	1	0/0/1/0	2
11/19 SE Louisiana	*	22	8/10	.800	0/0	.000	0/0	.000	1/5/6	2	3/1/0/3	16
11/22 at UNCW	*	31	2/4	.500	0/0	.000	1/2	.500	0/9/9	3	1/3/1/0	5
11/24 at N.C. State	*	25	1/3	.333	0/0	.000	2/4	.500	3/6/9	3	1/4/0/2	4
11/30 Ole Miss	*	34	5/10	.500	0/0	.000	7/10	.700	6/10/16	2	1/2/1/1	17
12/3 at Auburn	*	35	3/9	.333	0/0	.000	4/4	1.000	4/6/10	3	2/5/1/2	10
12/8 Loyola	*	30	6/7	.857	0/0	.000	6/7	.857	1/3/4	1	0/2/2/1	18
12/20 vs Virginia	*	10	2/2	1.000	0/0	.000	2/4	.500	1/1/2	1	0/0/0/1	6
12/21 vs Saint Francis	DNP	--	--	--	--	--	--	--	--/--/--	--	--/--/--	--
12/28 Northeastern		16	3/5	.600	0/0	.000	6/8	.750	3/9/12	1	0/0/3/2	12
12/29 Indiana State		34	4/7	.571	0/0	.000	3/4	.750	4/3/7	2	2/6/1/1	11
1/5 LSU	*	32	0/4	.000	0/0	.000	3/4	.750	6/3/9	2	0/2/2/4	3
1/9 at Marshall	*	34	7/12	.583	0/0	.000	4/6	.667	4/8/12	2	3/3/2/0	18
1/11 at Old Dominion	*	29	6/9	.667	0/0	.000	2/2	1.000	2/5/7	3	1/3/1/1	14
1/15 East Carolina	*	30	7/10	.700	0/0	.000	4/5	.800	1/6/7	2	0/1/5/1	18
1/18 Southern Miss	*	31	2/5	.400	0/0	.000	2/2	1.000	5/8/13	4	1/7/2/1	6
1/22 at Charlotte	*	36	3/7	.429	0/0	.000	2/4	.500	4/3/7	2	1/0/0/0	8
1/25 Louisiana Tech	*	31	5/8	.625	0/0	.000	12/12	1.000	5/5/10	2	2/2/0/0	22
1/29 at Rice	*	17	3/4	.750	0/0	.000	0/0	.000	1/4/5	4	1/2/0/2	6
2/1 UTEP	*	29	8/9	.889	0/0	.000	2/3	.667	4/5/9	5	1/2/1/2	18
2/5 North Texas	*	28	4/6	.667	0/0	.000	1/1	1.000	3/1/4	1	1/1/2/3	9
2/8 at UTSA	*	29	5/10	.500	0/0	.000	2/2	1.000	1/4/5	3	2/3/3/1	12
2/12 at Florida Atlantic	*	25	8/10	.800	0/0	.000	1/1	1.000	3/6/9	2	0/1/1/0	17
2/15 FIU	*	30	6/9	.667	0/0	.000	6/10	.600	3/9/12	2	2/0/3/1	18
2/22 at UAB		23	8/12	.667	0/0	.000	1/2	.500	1/6/7	2	0/2/1/0	17
2/26 Tulsa	*	22	1/3	.333	0/0	.000	4/4	1.000	2/4/6	3	1/3/2/1	6
3/1 at Southern Miss	*	32	7/12	.583	0/0	.000	7/12	.583	2/6/8	3	1/3/1/3	21
3/5 Middle Tennessee	*	33	4/5	.800	0/0	.000	1/1	1.000	3/4/7	3	3/4/6/1	9
3/13 vs FIU	*	38	6/15	.400	0/1	.000	5/10	.500	4/8/12	3	0/1/0/0	17
3/20 vs Miss. St.	*	34	3-10	.300	0-0	.000	2-3	.666	4/2/6	1	0/1/3/0	8

### 2012-13

Date/Opponent	St	Min	FG/A	Pct	3/A	Pct	FT/A	Pct	O/D/T	PF	A/To/Bk/St	Pts
11/9 Louisiana Tech	*	28	4/7	.571	0/0	.000	0/1	.000	2/0/2	2	2/5/2/2	8
11/12 at ULM	*	23	4/8	.500	0/0	.000	5/6	.833	0/1/1	0	0/2/1/3	13
11/16 at Southern	*	29	5/7	.714	0/0	.000	5/5	1.000	4/7/11	1	3/2/2/2	15
11/23 vs Bradley	*	19	2/4	.500	0/0	.000	3/4	.750	2/7/9	4	0/2/1/0	7
11/24 vs W. Michigan	*	18	1/8	.125	0/0	.000	0/0	.000	1/3/4	1	0/1/2/0	2
11/28 Auburn	*	32	3/7	.429	0/0	.000	0/2	.000	3/1/4	3	0/5/2/1	6
12/2 UNC-Wilmington	*	17	2/7	.286	0/0	.000	3/3	1.000	5/6/11	1	2/1/1/1	7
12/9 at LSU	*	23	4/5	.800	0/0	.000	0/0	.000	5/5/10	4	1/4/0/4	8
12/19 UL-Lafayette		21	0/2	.000	0/0	.000	0/0	.000	2/5/7	1	1/4/3/1	0
12/22 North Texas	*	17	2/10	.200	0/0	.000	2/2	1.000	2/4/6	1	0/1/0/1	6
12/29 E. Michigan	*	19	1/2	.500	0/0	.000	0/0	.000	1/4/5	2	0/0/5/2	2
12/30 McNeese State	*	29	3/7	.429	0/0	.000	3/3	1.000	4/8/12	0	0/0/1/0	9
1/7 Loyola-NO	*	18	3/6	.500	0/0	.000	2/2	1.000	5/2/7	1	2/1/3/1	8
1/10 SMU	*	20	2/3	.667	0/0	.000	1/1	1.000	0/2/2	3	0/3/1/0	5
1/13 at Marshall	*	19	2/3	.667	0/0	.000	2/3	.667	0/4/4	1	0/0/1/0	6
1/17 at Rice	*	11	0/0	.000	0/0	.000	0/2	.000	1/1/2	4	0/3/1/0	0
1/20 Memphis	*	21	4/5	.800	0/0	.000	4/5	.800	4/3/7	3	1/3/1/1	12
1/27 East Carolina	*	22	3/5	.600	0/0	.000	1/2	.500	2/4/6	4	0/4/1/0	7
1/31 at UCF	*	26	3/6	.500	0/0	.000	3/5	.600	3/3/6	3	1/3/0/2	9
2/2 at Houston	*	27	6/7	.857	0/0	.000	0/0	.000	3/8/11	2	2/3/2/4	12
2/7 UTEP	*	32	5/10	.500	0/0	.000	0/3	.000	4/8/12	4	1/1/3/1	10
2/10 at Tulsa	*	30	3/5	.600	0/0	.000	1/3	.333	3/7/10	2	1/2/5/2	7
2/14 Rice	*	26	5/7	.714	0/0	.000	0/3	.000	1/5/6	1	0/1/0/0	10
2/17 Houston	*	19	3/6	.500	0/0	.000	0/0	.000	3/4/7	5	0/4/1/1	6
2/21 at UAB	*	32	4/10	.400	0/0	.000	0/0	.000	3/6/9	2	2/1/2/3	8
2/24 Tulsa	*	17	2/2	1.000	0/0	.000	0/0	.000	1/4/5	3	2/3/0/0	4
2/28 at SMU	*	19	4/8	.500	0/1	.000	0/0	.000	5/2/7	3	1/3/0/1	8
3/3 Southern Miss	*	32	10/13	.769	0/0	.000	2/2	1.000	3/4/7	2	0/3/0/2	22
3/8 at UTEP	*	14	1/6	.167	0/0	.000	0/0	.000	3/2/5	4	0/1/0/0	2
3/14 at Tulsa	*	31	4/11	.364	0/0	.000	4/9	.444	7/5/12	2	0/2/1/0	12
3/21 Sam Houston	*	23	2/5	.400	0/0	.000	0/0	.000	2/3/5	0	1/2/1/1	4
3/24 at Arkansas	*	20	2/4	.500	0/0	.000	2/2	1.000	0/3/3	5	0/3/0/1	6
3/27 at Auburn	*	26	4/8	.500	0/0	.000	2/3	.667	2/2/4	2	4/0/1/1	10

### 2011-12

Date/Opponent	St	Min	FG/A	Pct	3/A	Pct	FT/A	Pct	O/D/T	PF	A/To/Bk/St	Pts
11/11 vs Loyola-N.O.		18	6/7	.857	0/0	.000	1/1	1.000	2/5/7	3	0/2/2/1	13
11/24 vs Purdue		11	0/0	.000	0/0	.000	0/0	.000	0/0/0	1	0/2/0/1	0
11/25 vs Idaho State		9	1/2	.500	0/1	.000	0/0	.000	0/3/3	2	0/0/0/0	2
12/2 at La. Tech		8	0/3	.000	0/1	.000	2/2	1.000	0/0/0	1	0/0/0/0	2
12/4 at Miss. State		14	2/3	.667	0/0	.000	3/4	.750	2/1/3	2	0/1/0/1	7
12/9 at North Texas		28	6/11	.545	0/2	.000	4/5	.800	3/5/8	2	2/4/0/0	16
12/11 vs Southern		18	2/5	.400	0/0	.000	1/5	.200	3/3/6	4	1/5/0/2	5
12/21 at UL-Lafayette		17	2/4	.500	0/0	.000	6/8	.750	7/3/10	4	1/2/1/0	10
12/28 vs C of C		29	2/5	.400	0/0	.000	0/2	.000	2/2/4	3	0/0/2/0	4

12/29 vs Hampton	26	2/4	.500	0/0	.000	3/5	.600	1/6/7	3	4/2/2/0	7	
1/5 at Memphis	26	2/5	.400	0/1	.000	0/0	.000	3/3/6	2	4/3/2/0	4	
1/8 vs UCF	9	1/3	.333	0/0	.000	0/0	.000	2/0/2	0	0/2/0/0	2	
1/12 at Rice	15	1/5	.200	0/0	.000	2/2	1.000	6/1/7	2	2/1/1/0	4	
1/15 vs UTEP	17	1/2	.500	0/0	.000	0/0	.000	0/3/3	4	0/3/1/1	2	
1/19 vs UAB	11	1/4	.250	0/0	.000	0/2	.000	1/1/2	1	1/1/1/0	2	
1/22 at Tulsa	11	3/3	1.000	0/0	.000	0/1	.000	2/5/7	3	1/2/1/0	6	
1/29 vs Marshall	20	0/3	.000	0/1	.000	0/0	.000	0/2/2	0	0/1/0/4	0	
2/2 at E. Carolina	15	1/2	.500	0/0	.000	3/8	.375	3/2/5	1	1/0/0/0	5	
2/5 vs SMU	*	36	4/7	.571	0/0	.000	2/2	1.000	1/2/3	4	3/3/3/1	10
2/9 at Houston	*	20	2/5	.400	0/0	.000	3/3	1.000	2/3/5	1	1/1/1/1	7
2/12 at UTEP	*	20	1/2	.500	0/0	.000	0/0	.000	0/1/1	4	3/0/0/1	2
2/16 vs Rice	18	2/3	.667	0/0	.000	3/4	.750	2/1/3	2	0/3/1/0	7	
2/19 at Southern Miss	*	19	0/0	.000	0/0	.000	0/0	.000	2/0/2	0	1/3/1/1	0
2/23 vs Tulsa	*	26	3/4	.750	0/0	.000	1/2	.500	2/5/7	4	2/4/2/1	7
2/26 at SMU	*	26	3/6	.500	0/0	.000	2/2	1.000	3/3/6	4	1/5/1/1	8
3/1 vs Houston	14	0/1	.000	0/0	.000	1/2	.500	1/0/1	3	0/0/0/2	1	
3/8 vs East Carolina	8	1/1	1.000	0/0	.000	0/2	.000	1/1/2	2	1/1/1/0	2	
3/9 at Memphis	16	1/3	.333	0/0	.000	1/2	.500	1/4/5	3	0/2/2/0	3	
3/10 vs UTEP	16	0/2	.000	0/0	.000	0/2	.000	1/2/3	2	0/1/0/2	0	
3/15 vs Miss. Valley	21	5/7	.714	0/0	.000	2/2	1.000	3/1/4	1	1/2/2/3	12	
3/18 at Texas Tech	1	0/0	.000	0/0	.000	0/0	.000	0/0/0	0	0/0/0/0	0	







## 45 • CHINWE DURU

Center • 6-2 • Junior • 2L

Round Rock, Texas • Vista Ridge HS

### Duru's Career Statistics

Year	GP-GS	Min/Avg	FG-FGA	Pct	3P-3PA	Pct	FT-FTA	Pct	Off-Def-Tot	Avg	PF-FO	Ast	To	Blk	Stl	Pts	Avg
2012-13	32-1	335/10.5	38-89	.427	0-0	.000	37-47	.787	30-42-72	2.3	52-0	6	25	18	7	113	3.5
2013-14	30-11	560/18.7	77-168	.458	0-0	.000	42-60	.700	46-91-137	4.6	90-3	12	33	39	9	196	6.5
<b>Career</b>	<b>62-12</b>	<b>895/14.4</b>	<b>115-257</b>	<b>.447</b>	<b>0-0</b>	<b>.000</b>	<b>79-107</b>	<b>.738</b>	<b>76-133-209</b>	<b>3.4</b>	<b>142-3</b>	<b>18</b>	<b>58</b>	<b>57</b>	<b>16</b>	<b>309</b>	<b>5.0</b>

### Career Honors

2013 C-USA Commissioner's Honor Roll

Double-Doubles.....	3
Double-Figure Scoring .....	11
Double-Figure Rebounds .....	4

**2013-14:** Saw action in 30 games with 11 starts as a sophomore...finished second on the team in field goal percentage (.458) and blocked shots (39), third in rebounds (137), fourth in free throw percentage (.700) and rebounds per game (4.6), and tied for fourth in free throws made (42) while averaging 6.5 points...ranked 10th in Conference USA and 144th in the nation in blocks per game (1.30)...scored in double figures eight times with a career-high 18 after sinking 7-of-11 field goals and 4-of-5 free throws at UNC-Wilmington (11/22)...pulled down seven or more rebounds six times with four contests of 10 or more boards, including a career-high 11 vs New Orleans (11/8), vs McNeese State (11/11) and vs Northeastern in the opening round of the Tulane/DoubleTree Classic on (12/28)...tallied three double-doubles, highlighted by a 13-point, 11-board effort vs Northeastern...had 11 multiple-block performances, including a career-high four swats vs UNO...tied a career-best with two assists vs McNeese State...posted single-steal contests vs New Orleans, vs McNeese State, vs Southeastern Louisiana (11/19), vs Ole Miss (11/30), at Auburn (12/3), vs Northeastern, at Old Dominion (1/11), vs Louisiana Tech (1/25) and vs Tulsa (2/26).

**2012-13:** Played in 32 games one start as a true freshman...ranked first on the team in free throw percentage (.787), second in blocked shots (18) and fourth in field goal percentage (.427) while averaging 3.5 points and 2.3 rebounds per game...scored in double figures three times, including a season-best 12 points after sinking 3-of-5 field goals and all six free throw opportunities vs East Carolina (1/27)...pulled down four or more rebounds six times, including a season-high seven vs Tulsa (2/24)...tallied five multiple-block outings, including a season-best three swats vs Louisiana-Lafayette (12/19)...handed out a career-best two assists vs North Texas (12/22) and in the second round of the WNIT at Arkansas (3/24)...posted a season-high two steals vs Memphis on Jan. 20...off the court, named to the C-USA Commissioner's Honor Roll and Tulane's 3.0 Club.

**High School:** Three-year letterwinner at Vista Ridge High for coach Mike Martin...named a three-star recruit, earned an 86 scout rating and ranked the No. 39 forward in the nation by ESPN.com...helped lead the Rangers to a combined 66 wins and consecutive trips to the regional finals over her final two years, including a 34-3 overall mark and a perfect 12-0 mark in District 25-4A action as a senior...named to Dazzling Dozen, earned first-team all-district recognition and claimed team Offensive MVP honors each season...tabbed all-state by the Texas Association of Basketball Coaches and the Texas Girls Coaches Association while claiming District 25-4A MVP and TABC All-Region honors her final two prep seasons...as a senior, averaged 15.0 points, 8.0 rebounds and 2.5 blocks per game en route to being named first-team All-Central Texas and Vista Ridge Athlete of the Year...as a junior, named third-team All-Central Texas after averaging 14.0 points, 6.8 rebounds and 2.2 blocks per game...as a sophomore, was tabbed District 16-5A Newcomer of the Year after averaging 11.0 points, 5.0 rebounds and 1.2 blocks per outing...also lettered twice in

track and field...off the court, was a member of the National Honor Society and Texas Scholars.

**Personal:** Born Chinwendu Ifesinachi Duru on Dec. 9, 1993, in Owerri, Nigeria...daughter of Ikewueze and Loreta Duru...has one brother, C.J., and one sister, Nneoma...majoring in neuroscience.





# The Players

## Duru's Game-By-Game Statistics

### 2013-14

Date/Opponent	GS	Min	FG/A	Pct	3/A	Pct	FT/A	Pct	O/D/T	PF	A/To/Bk/St	Pts
11/8 New Orleans	*	24	4/8	.500	0/0	.000	3/3	1.000	6/5/11	1	1/1/4/1	11
11/11 McNeese State	*	27	2/5	.400	0/0	.000	2/2	1.000	2/9/11	3	2/2/3/1	6
11/19 SE Louisiana	*	20	5/7	.714	0/0	.000	1/3	.333	3/2/5	2	0/2/3/1	11
11/22 at UNC-W	*	34	7/11	.636	0/0	.000	4/5	.800	0/3/3	3	0/2/2/0	18
11/24 at N.C. State	*	26	2/7	.286	0/0	.000	2/3	.667	0/6/6	3	0/0/1/0	6
11/30 Ole Miss	*	19	1/3	.333	0/0	.000	0/0	.000	1/1/2	3	0/1/1/1	2
12/3 at Auburn		20	1/6	.167	0/0	.000	2/4	.500	1/2/3	5	0/0/3/1	4
12/8 Loyola	DNP	--	--	--	--	--	--	--	--	--	--/--/--/--	--
12/20 vs Virginia		18	0/3	.000	0/0	.000	2/4	.500	2/4/6	5	1/1/0/0	2
12/21 vs Saint Francis	*	21	3/5	.600	0/0	.000	2/2	1.000	3/5/8	3	0/2/1/0	8
12/28 Northeastern	*	18	6/8	.750	0/0	.000	1/2	.500	2/9/11	2	0/2/1/0	13
12/29 Indiana State	*	9	0/3	.000	0/0	.000	0/0	.000	1/0/1	2	0/1/0/0	0
1/5 LSU		21	1/5	.200	0/0	.000	1/2	.500	1/1/2	3	0/2/2/0	3
1/9 at Marshall		11	3/5	.600	0/0	.000	2/2	1.000	1/1/2	4	0/2/1/0	8
1/11 at Old Dominion		14	3/6	.500	0/0	.000	0/1	.000	1/2/3	4	1/1/0/1	6
1/15 East Carolina		24	2/4	.500	0/0	.000	0/0	.000	1/0/1	2	0/2/2/0	4
1/18 Southern Miss		28	3/11	.273	0/0	.000	5/7	.714	5/5/10	4	1/1/0/0	11
1/22 at Charlotte		13	2/4	.500	0/0	.000	0/2	.000	1/1/2	4	0/0/1/1	4
1/25 Louisiana Tech		17	4/8	.500	0/0	.000	2/3	.667	1/3/4	1	0/1/1/1	10
1/29 at Rice		24	3/6	.500	0/0	.000	1/2	.500	2/4/6	4	1/1/0/0	7
2/1 UTEP		21	3/9	.333	0/0	.000	2/2	1.000	3/5/8	1	0/0/2/0	8
2/5 North Texas		10	2/4	.500	0/0	.000	0/0	.000	3/0/3	3	0/0/1/0	4
2/8 at UTSA		23	4/5	.800	0/0	.000	3/3	1.000	0/5/5	4	1/0/3/0	11
2/12 at Florida Atlantic		10	1/2	.500	0/0	.000	0/0	.000	0/1/1	2	0/3/0/0	2
2/15 FIU		16	1/2	.500	0/0	.000	0/0	.000	0/5/5	2	1/2/0/0	2
2/22 at UAB	*	22	3/6	.500	0/0	.000	3/4	.750	1/3/4	4	0/0/1/0	9
2/26 Tulsa		18	1/2	.500	0/0	.000	2/2	1.000	0/2/2	1	1/0/0/1	4
3/1 at Southern Miss		8	0/2	.000	0/0	.000	0/0	.000	0/2/2	4	0/2/2/0	0
3/5 Middle Tennessee		19	4/10	.400	0/0	.000	2/2	1.000	3/3/6	3	0/2/1/0	10
3/13 vs FIU		11	3/5	.600	0/0	.000	0/0	.000	1/2/3	3	1/0/0/0	6
3/20 vs Miss. St.	*	14	3-6	.500	0-0	.000	0/0	.000	1/0/1	5	1/0/3/0	6

### 2012-13

Date/Opponent	St	Min	FG/A	Pct	3/A	Pct	FT/A	Pct	O/D/T	PF	A/To/Bk/St	Pts
11/9 Louisiana Tech	11	1/1	1.000	0/0	.000	0/0	.000	0/1/1	2	0/0/1/0	2	2
11/12 at ULM	7	0/0	.000	0/0	.000	0/0	.000	0/1/1	3	0/0/0/0	0	0
11/16 at Southern	11	3/5	.600	0/0	.000	2/3	.667	2/1/3	2	0/1/0/1	8	8
11/23 vs Bradley	7	2/4	.500	0/0	.000	3/5	.600	1/2/3	1	0/0/1/0	7	7
11/24 vs W.Michigan	8	1/2	.500	0/0	.000	0/0	.000	0/0/0	3	0/0/1/0	2	2
11/28 Auburn	8	0/0	.000	0/0	.000	3/4	.750	1/2/3	2	0/0/0/0	3	3
12/2 UNC-Wilmington	13	2/9	.222	0/0	.000	0/2	.000	0/0/0	2	0/1/0/0	4	4
12/9 at LSU	5	0/0	.000	0/0	.000	0/0	.000	0/0/0	0	0/0/0/0	0	0
12/19 UL-Lafayette	12	2/2	1.000	0/0	.000	4/4	1.000	4/1/5	2	0/2/3/1	8	8
12/22 North Texas	12	1/3	.333	0/0	.000	0/0	.000	1/1/2	3	2/0/2/1	2	2
12/29 E.Michigan	9	1/1	1.000	0/0	.000	0/0	.000	0/1/1	3	0/3/0/0	2	2
1/7 Loyola-NO	16	4/8	.500	0/0	.000	0/0	.000	0/3/3	2	0/3/0/0	8	8
1/10 SMU	8	0/1	.000	0/0	.000	2/2	1.000	1/3/4	0	0/0/0/0	2	2
1/13 at Marshall	13	1/1	1.000	0/0	.000	1/2	.500	1/1/2	2	0/1/0/0	3	3
1/17 at Rice	14	2/3	.667	0/0	.000	0/0	.000	0/2/2	2	0/0/0/0	4	4
1/20 Memphis	14	1/3	.333	0/0	.000	3/3	1.000	2/3/5	0	0/2/2/2	5	5
1/27 East Carolina	18	3/5	.600	0/0	.000	6/6	1.000	1/2/3	2	0/2/1/1	12	12
1/31 at UCF	11	0/2	.000	0/0	.000	0/0	.000	1/1/2	3	0/1/0/0	0	0
2/2 at Houston	9	0/3	.000	0/0	.000	0/0	.000	0/2/2	2	1/0/1/0	0	0
2/7 UTEP	* 11	0/3	.000	0/0	.000	0/0	.000	1/2/3	1	0/0/0/0	0	0
2/10 at Tulsa	8	1/3	.333	0/0	.000	0/0	.000	0/0/0	0	0/0/0/0	2	2
2/14 Rice	4	0/0	.000	0/0	.000	0/0	.000	0/0/0	0	0/1/0/1	0	0
2/17 Houston	9	2/3	.667	0/0	.000	0/0	.000	2/2/4	2	0/2/0/0	4	4
2/21 at UAB	10	2/3	.667	0/0	.000	1/2	.500	2/2/4	1	0/0/0/0	5	5
2/24 Tulsa	22	1/7	.143	0/0	.000	8/10	.800	3/4/7	2	0/1/2/0	10	10
2/28 at SMU	8	0/1	.000	0/0	.000	0/0	.000	1/1/2	1	0/1/0/0	0	0
3/3 Southern Miss	6	1/2	.500	0/0	.000	0/0	.000	2/1/3	0	0/2/0/0	2	2
3/8 at UTEP	11	2/3	.667	0/0	.000	0/0	.000	1/1/2	1	0/1/1/0	4	4
3/14 at Tulsa	2	0/0	.000	0/0	.000	0/0	.000	0/0/0	2	0/0/0/0	0	0
3/21 Sam Houston	9	1/5	.200	0/0	.000	0/0	.000	2/0/2	2	1/0/2/0	2	2
3/24 at Arkansas	20	3/4	.750	0/0	.000	4/4	1.000	1/1/2	2	2/1/0/0	10	10
3/27 at Auburn	9	½	.500	0/0	.000	0/0	.000	0/1/1	2	0/0/1/0	2	2







## 15 • ADESUWA EBOMWONYI

Forward • 5-10 • Senior • 3L

Pflugerville, Texas • Pflugerville HS

### Ebomwonyi's Career Statistics

Year	GP-GS	Min/Avg	Total		Pct	3-Point		Pct	Free Throw		Pct	Rebounds		Avg	PF-FO	Ast	To	Blk	Stl	Pts	Avg
			FG-FGA			3P-3PA			FT-FTA			Off-Def-Tot									
2011-12	34-17	696/20.5	87-179		.486	3-18		.167	35-53		.660	88-105-193		5.7	56-1	21	47	8	23	212	6.2
2012-13	33-1	441/13.4	49-135		.363	9-29		.310	30-50		.600	46-73-119		3.6	38-1	18	20	10	19	137	4.2
2013-14	31-23	803/25.9	107-235		.455	14-49		.286	36-52		.692	103-117-220		7.1	74-0	43	43	13	46	264	8.5
Career	98-41	1940/19.8	243-549		.443	26-96		.271	101-155		.652	237-295-532		5.4	168-2	82	110	31	88	613	6.3

### Career Honors

C-USA Commissioner's Honor Roll  
C-USA Freshman of the Week (11/28/11)

Double-Doubles.....	5
Double-Figure Scoring.....	21
Double-Figure Rebounds.....	12

**2013-14:** Played in all 31 games with 23 starts as a junior...led the team in steals (46) while finishing second in rebounds (220) and rebounds per game (7.1), third in field goal percentage (.455), blocked shots (13) and minutes played (803), fourth in field goals made (107), 3-point baskets (14), 3-point percentage (.286), assists (43) and minutes per game (25.9), and fifth in points scored (264), points per game (8.5), free throw percentage (.692)...ranked seventh in Conference USA in offensive rebounds per game (3.32), tied for 13th in total rebounds per game, 16th in field goal percentage and tied for 21st in steals per game (1.48)...posted double-figure scoring totals 12 times, including a career-best 20 vs New Orleans (11/8) and vs Virginia in the FGCU Hilton Garden Inn/Homewood Suites Classic (12/20)...pulled down seven-plus rebounds on 19 occasions with seven games with double-digit boards, including a career-high 15 vs New Orleans...logged four double-doubles, highlighted by a 20-point, 15-rebound effort against UNO...tallied multiple assists 12 times, including a career-best six vs Southeastern Louisiana on (11/19)...had 12 multiple-steal contests, including a career-high six vs FIU in the C-USA quarterfinals (3/13)...tied a career high with two blocked shots vs Saint Francis in day two of the FGCU Hilton Garden Inn/Homewood Suites Classic (12/21) and at UAB (2/22)...off the court, was a member of the C-USA Commissioner's Honor Roll and Tulane's 3.0 Club.

**2012-13:** Saw action in all 33 games with one start as a sophomore...finished fourth on the team in both 3-point percentage (.310) and rebounds (119), and fifth in rebounds per game (3.6) while averaging 4.2 points per outing...had a pair of double-digit scoring outings, including a season-best 11 points on 4-of-9 shooting vs McNeese State (12/30)...sank a season-high two 3-pointers at Tulsa (3/14)...pulled five or more rebounds on seven occasions, including a season-high nine vs UTEP (2/7)...tallied a career-best two blocked shots vs Bradley (11/23) and at LSU (12/9)...handed out a season-best two assists on four occasions: vs Western Michigan (11/24), vs SMU (1/10), at Houston (2/2) and vs UTEP (2/7)...posted five multiple-steal ballgames, including a season-high three vs Loyola (1/7) and vs UTEP (2/7).

**2011-12:** Played in all 34 games with 17 starts as a true-freshman...finished third on the team in field goal percentage (.486), rebounds (193) and rebounds per game (5.7) while ranking fourth in field goals made (87), and fifth in points (212), points per game (6.2) and free throw percentage (.660)...ranked tied for 11th in Conference USA in offensive rebounds per game (2.6) and 20th in total rebounds per game...named C-USA Freshman of the Week on Nov. 28 after averaging 10.3 points, 9.0 rebounds and 1.3 assists per game, and connecting on 48.0 percent of her shots from the field (12-of-25)...scored in double figures seven times, including a season-high 19 after connecting on 8-of-10 field goals in the second round of the WNIT at Texas Tech (3/18)...posted five double-digit rebound outings, including a season-best 11 on three occasions: vs New Orleans (11/21), at Mississippi State (12/4) and at Louisiana-La-

fayette (12/22)...recorded first career double-double with 13 points and a career-high 11 rebounds at Mississippi State...had three multiple-assist contests, including a season-high three dimes vs New Orleans (11/21) and at Louisiana Tech (12/2)...posted a season-best two steals at Louisiana Tech, vs College of Charleston (12/28), at Houston (11/9) and at Southern Miss on (2/19).

**High School:** Three-year letterwinner at Pflugerville High for coach Nancy Walling...helped the Panthers post a combined 91-19 overall record, including three straight area championships, a pair of District 25-5A titles, a state semi-final finish as a sophomore, an appearance in the regional quarterfinals as a junior and a trip to the UIL State Tournament Regional II title game as a senior...tallied 996 points, 881 rebounds, 160 assists, 281 steals and 62 blocks during her prep career and was selected to play in the U19 World Championship For Women as a member of the Nigerian National Team...tabbed first-team All-Central Texas in each of her final two prep seasons...as a senior, claimed Texas Girls Coaches Association Academic All-State and academic all-district honors, and was nominated for McDonald's All-American after posting 327 points, 3-2 rebounds, 104 steals, 55 assists and 32 blocks...as a junior, claimed TGAC 5A All-State, first-team Texas Association of Basketball Coaches All-Region and District 25-5A Most Valuable Player after averaging a double-double with 11.8 points and 10.5 rebounds per game while adding 1.9 assists, 3.1 steals and 0.5 blocks per outing...also named MVP of the Rebel Classic as a junior after scoring 60 points and pulling down 46 rebounds in leading PHS to the team tourney title and claimed all-tournament honors at the Greater Austin Area Tournament...earned second-team all-district honors as a sophomore after averaging 6.7 points, 5.6 rebounds, 1.8 steals and 1.0 assists...also lettered three years in volleyball and twice in track and field, and was a Division I level soccer standout...off the court, was a member of the National Honor Society and sang in the choir.

**Personal:** Born Adesuwa Izohelegbe Ebomwonyi on Dec. 28, 1992, in Lagos, Nigeria...daughter of Omoruyi and Elizabeth Ebomwonyi...has two brothers, Osas and Nosa...brother, Osas, played basketball at Lamar University...majoring in public health.



# The Players

## Ebomwonyi's Game-By-Game Statistics

### 2013-14

Date/Opponent	GS	Min	FG/A	Pct	3/A	Pct	FT/A	Pct	O/D/T	PF	A/To/Bk/St	Pts
11/8 New Orleans	*	35	8/17	.471	3/5	.600	1/2	.500	7/8/15	2	2/2/0/2	20
11/11 McNeese State	*	27	5/11	.455	0/3	.000	0/0	.000	1/2/3	2	2/0/1/2	10
11/19 SE Louisiana	*	34	5/15	.333	3/3	1.000	2/3	.667	7/4/11	1	6/0/0/2	15
11/22 at UNCW	*	26	3/3	1.000	0/0	.000	0/0	.000	1/5/6	4	0/0/0/1	6
11/24 at N.C. State	*	24	0/1	.000	0/0	.000	0/0	.000	1/1/2	3	0/1/0/0	0
11/30 Ole Miss	*	18	1/3	.333	0/1	.000	2/2	1.000	1/1/2	3	1/0/0/0	4
12/3 at Auburn		30	2/7	.286	0/0	.000	2/4	.500	9/5/14	1	1/0/0/2	6
12/8 Loyola		17	3/5	.600	0/0	.000	0/0	.000	2/4/6	2	1/3/0/2	6
12/20 vs Virginia		37	4/7	.571	1/3	.333	11/14	.786	4/7/11	4	0/3/0/1	20
12/21 vs Saint Francis		28	4/6	.667	0/0	.000	3/4	.750	5/4/9	4	3/1/2/1	11
12/28 Northeastern		21	2/5	.400	0/0	.000	0/0	.000	2/5/7	1	1/4/0/2	4
12/29 Indiana State		17	1/3	.333	0/0	.000	0/0	.000	4/3/7	0	0/0/1/0	2
1/5 LSU		23	2/6	.333	1/2	.500	0/0	.000	3/2/5	1	2/3/0/1	5
1/9 at Marshall	*	18	3/8	.375	1/2	.500	0/0	.000	4/4/8	4	1/2/0/1	7
1/11 at Old Dominion	*	24	4/6	.667	0/1	.000	0/0	.000	1/2/3	1	1/0/0/1	8
1/15 East Carolina	*	31	3/7	.429	0/1	.000	2/4	.500	4/5/9	2	2/1/1/3	8
1/18 Southern Miss	*	16	2/4	.500	0/1	.000	0/0	.000	0/6/6	3	2/1/1/0	4
1/22 at Charlotte	*	32	6/13	.462	1/3	.333	3/4	.750	3/5/8	3	2/1/1/2	16
1/25 Louisiana Tech	*	22	3/7	.429	0/1	.000	0/0	.000	2/2/4	4	2/3/0/3	6
1/29 at Rice	*	28	5/9	.556	0/3	.000	0/0	.000	6/2/8	4	1/2/0/1	10
2/1 UTEP	*	32	6/13	.462	2/5	.400	0/1	.000	2/5/7	2	2/0/0/1	14
2/5 North Texas	*	27	3/7	.429	0/2	.000	2/2	1.000	7/3/10	1	1/2/0/3	8
2/8 at UTSA	*	18	0/2	.000	0/0	.000	0/0	.000	1/2/3	2	2/1/1/1	0
2/12 at Florida Atlantic	*	32	4/6	.667	1/2	.500	2/3	.667	5/5/10	2	0/1/0/1	11
2/15 FIU	*	23	3/7	.429	1/2	.500	0/0	.000	2/5/7	4	1/1/0/1	7
2/22 at UAB	*	30	4/9	.444	0/3	.000	2/4	.500	2/5/7	2	4/2/2/2	10
2/26 Tulsa	*	24	4/7	.571	0/1	.000	4/5	.800	5/4/9	3	1/2/1/1	12
3/1 at Southern Miss	*	20	3/7	.429	0/1	.000	0/0	.000	1/0/1	3	0/2/0/0	6
3/5 Middle Tennessee	*	24	4/11	.364	0/2	.000	0/0	.000	2/3/5	1	1/0/1/0	8
3/13 vs FIU	*	35	6/13	.462	0/2	.000	0/0	.000	4/3/7	3	1/4/1/6	12
3/20 vs Miss. St.		30	4-10	.400	0-0	.000	0/0	.000	5/5/10	2	0/1/0/3	8

### 2012-13

Date/Opponent	St	Min	FG/A	Pct	3/A	Pct	FT/A	Pct	O/D/T	PF	A/To/Bk/St	Pts
11/9 Louisiana Tech		8	0/0	.000	0/0	.000	1/2	.500	2/0/2	3	0/0/0/0	1
11/12 at ULM		16	2/6	.333	0/1	.000	3/4	.750	3/0/3	2	1/1/0/0	7
11/16 at Southern		10	2/7	.286	1/3	.333	0/2	.000	1/3/4	1	0/0/0/2	5
11/23 vs Bradley		14	4/5	.800	0/0	.000	0/0	.000	3/3/6	0	0/0/2/0	8
11/24 vs W. Michigan		19	3/5	.600	1/1	1.000	2/4	.500	1/5/6	0	2/1/1/2	9
11/28 Auburn		15	1/2	.500	1/2	.500	1/2	.500	3/0/3	1	1/0/1/0	4
12/2 UNC-Wilmington		21	1/6	.167	0/1	.000	1/2	.500	1/2/3	2	1/1/1/1	3
12/9 at LSU		8	0/3	.000	0/0	.000	0/0	.000	0/2/2	1	0/1/2/0	0
12/19 UL-Lafayette		13	1/3	.333	0/0	.000	1/2	.500	2/4/6	0	0/1/0/1	3
12/22 North Texas		4	0/1	.000	0/0	.000	0/0	.000	0/1/1	0	0/0/0/0	0
12/29 E. Michigan		11	4/4	1.000	1/1	1.000	0/0	.000	0/2/2	2	0/1/0/0	9
12/30 McNeese State		24	4/9	.444	1/2	.500	2/2	1.000	3/5/8	1	0/1/0/0	11
1/7 Loyola-NO		16	4/6	.667	0/0	.000	2/2	1.000	1/1/2	1	1/0/1/3	10
1/10 SMU		13	0/4	.000	0/0	.000	1/2	.500	1/3/4	0	2/0/0/1	1
1/13 at Marshall		19	3/7	.429	1/2	.500	2/2	1.000	2/2/4	2	0/0/0/0	9
1/17 at Rice		9	0/1	.000	0/1	.000	1/2	.500	0/3/3	2	1/0/0/0	1
1/20 Memphis		11	0/6	.000	0/1	.000	0/0	.000	1/2/3	0	0/1/0/1	0
1/27 East Carolina		12	0/0	.000	0/0	.000	0/0	.000	0/4/4	1	0/0/0/1	0
1/31 at UCF		16	4/5	.800	0/0	.000	1/1	1.000	0/3/3	1	0/1/0/0	9
2/2 at Houston		15	1/5	.200	1/3	.333	0/0	.000	2/2/4	1	2/0/0/0	3
2/7 UTEP		31	3/13	.231	0/3	.000	2/4	.500	5/4/9	0	2/0/1/3	8
2/10 at Tulsa	*	11	1/4	.250	0/1	.000	2/2	1.000	2/0/2	3	0/3/0/2	4
2/14 Rice		4	0/0	.000	0/0	.000	0/0	.000	0/1/1	0	0/0/0/0	0
2/17 Houston		7	0/1	.000	0/0	.000	0/2	.000	2/0/2	1	0/1/0/0	0
2/21 at UAB		9	1/2	.500	0/0	.000	1/2	.500	1/3/4	1	0/0/0/1	3
2/24 Tulsa		12	0/1	.000	0/0	.000	2/2	1.000	1/2/3	1	1/0/0/0	2
2/28 at SMU		15	1/5	.200	0/1	.000	0/0	.000	1/6/7	0	1/1/0/0	2
3/3 Southern Miss		10	1/2	.500	0/0	.000	2/2	1.000	0/2/2	0	1/1/0/0	4
3/8 at UTEP		13	0/5	.000	0/1	.000	0/2	.000	2/0/2	1	0/0/0/0	0
3/14 at Tulsa		16	2/5	.400	2/3	.667	2/2	1.000	3/1/4	1	1/1/0/1	8
3/21 Sam Houston		14	2/4	.500	0/0	.000	1/2	.500	2/6/8	2	0/1/1/0	5
3/24 at Arkansas		6	0/1	.000	0/1	.000	0/0	.000	0/0/0	5	0/2/0/0	0
3/27 at Auburn		19	4/7	.571	0/1	.000	0/1	.000	1/1/2	2	1/1/0/1	8

### 2011-12

Date/Opponent	St	Min	FG/A	Pct	3/A	Pct	FT/A	Pct	O/D/T	PF	A/To/Bk/St	Pts
11/11 vs Loyola-N.O.		16	2/7	.286	0/0	.000	2/2	1.000	4/1/5	1	1/0/0/0	6
11/14 vs UL-Monroe		17	2/4	.500	0/0	.000	3/4	.750	5/5/10	2	0/1/1/1	7
11/19 vs LSU		22	1/3	.333	0/0	.000	0/0	.000	5/3/8	2	0/4/1/1	2
11/21 vs New Orleans		20	3/5	.600	0/0	.000	1/2	.500	6/5/11	1	3/1/0/0	7
11/24 vs Purdue	*	29	3/10	.300	0/0	.000	3/4	.750	6/4/10	2	0/5/1/1	9
11/25 vs Idaho State	*	30	6/10	.600	1/1	1.000	2/4	.500	4/2/6	1	1/1/0/0	15
12/2 at La. Tech	*	26	1/7	.143	0/1	.000	0/0	.000	3/2/5	3	3/1/1/2	2
12/4 at Miss. State	*	28	6/10	.600	0/1	.000	1/2	.500	3/8/11	3	0/2/0/1	13
12/9 at North Texas	*	13	1/2	.500	0/0	.000	0/0	.000	0/2/2	3	1/1/0/0	2

12/11 vs Southern	*	11	0/2	.000	0/0	.000	0/2	.000	0/3/3	0	0/2/0/1	0
12/21 at UL-Lafayette	*	24	3/8	.375	0/1	.000	2/2	1.000	5/6/11	0	1/0/0/0	8
12/28 vs C of C	*	21	0/1	.000	0/0	.000	0/0	.000	1/5/6	3	0/4/0/2	0
12/29 vs Hampton	*	15	1/2	.500	0/0	.000	0/0	.000	1/3/4	1	1/1/0/1	2
1/5 at Memphis	*	17	4/6	.667	0/0	.000	0/0	.000	2/2/4	2	1/1/0/1	8
1/8 vs UCF	*	24	4/5	.800	0/1	.000	0/1	.000	2/3/5	3	0/1/0/0	8
1/12 at Rice	*	23	0/5	.000	0/1	.000	2/2	1.000	5/3/8	0	2/1/0/0	2
1/15 vs UTEP	*	23	5/7	.714	0/1	.000	0/0	.000	1/2/3	3	0/3/0/0	10
1/19 vs UAB	*	28	3/6	.500	0/2	.000	2/2	1.000	2/3/5	1	1/5/0/1	8
1/22 at Tulsa	*	24	2/8	.250	0/2	.000	2/3	.667	3/3/6	0	1/1/0/1	6
1/29 vs Marshall	*	12	0/2	.000	0/0	.000	4/4	1.000	0/2/2	1	1/1/0/1	4
2/2 at E. Carolina	*	15	0/3	.000	0/0	.000	0/0	.000	1/4/5	1	0/2/1/0	0
2/5 vs SMU		7	1/1	1.000	0/0	.000	0/2	.000	0/2/2	0	0/1/0/0	2
2/9 at Houston		24	7/9	.778	1/1	1.000	2/3	.667	5/1/6	1	1/0/0/2	17
2/12 at UTEP		17	1/1	1.000	0/0	.000	0/0	.000	2/1/3	2	0/1/0/1	2
2/16 vs Rice		20	3/6	.500	0/1	.000	0/0	.000	1/1/2	1	0/0/1/0	6
2/19 at Southern Miss		12	1/3	.333	0/0	.000	1/2	.500	0/3/3	2	0/0/0/2	3
2/23 vs Tulsa		23	4/5	.800	0/0	.000	0/1	.000	2/4/6	1	1/1/1/1	8
2/26 at SMU		19	1/3	.333	0/0	.000	1/3	.333	2/2/4	5	0/2/0/1	3
3/1 vs Houston	*	30	4/8	.500	0/0	.000	4/5	.800	6/3/9	0	1/1/0/1	12
3/8 vs East Carolina		26	2/5	.400	0/0	.000	0/0	.000	3/6/9	3	0/0/1/0	4
3/9 at Memphis		23	3/6	.500	0/1	.000	0/0	.000	3/4/7	1	1/1/0/0	6
3/10 vs UTEP		24	5/7	.714	1/2	.500	0/0	.000	1/1/2	3	0/1/0/1	11
3/15 vs Miss. Valley		9	0/2	.000	0/0	.000	0/0	.000	1/2/3	0	0/0/0/0	0
3/18 at Texas Tech		24	8/10	.800	0/1	.000	3/3	1.000	3/4/7	4	0/1/0/0	19





## 30 • TIERRA JONES

Guard/Forward • 5-9 • Junior • 2L

Madison, Ala. • Bob Jones HS

### Jones' Career Statistics

Year	GP-GS	Min/Avg	FG-FGA	Pct	3P-3PA	Pct	FT-FTA	Pct	Off-Def-Tot	Avg	PF-FO	Ass	To	Blk	Stl	Pts	Avg
2012-13	19-0	141/7.4	11-26	.423	0-1	.000	3-17	.176	18-31-49	2.6	15-0	5	11	0	4	25	1.3
2013-14	31-17	517/16.7	31-90	.344	0-0	.000	42-77	.545	53-82-135	4.4	85-2	19	42	7	31	104	3.4
<b>Career</b>	<b>50-17</b>	<b>658/13.2</b>	<b>42-116</b>	<b>.362</b>	<b>0-1</b>	<b>.000</b>	<b>45-94</b>	<b>.479</b>	<b>71-113-184</b>	<b>3.7</b>	<b>100-2</b>	<b>24</b>	<b>53</b>	<b>7</b>	<b>35</b>	<b>129</b>	<b>2.6</b>

### Career Honors

2014 DoubleTree Classic All-Tournament Team

Double-Doubles.....	0
Double-Figure Scoring .....	2
Double-Figure Rebounds .....	2

**2013-14:** Saw action in all 31 games with 17 starts as a sophomore... finished fourth on the team in rebounds (135), tied for fourth in free throws made (42), and fifth in both rebounds per game (4.4) and blocked shots (7) while averaging 3.4 points per game...named to 18th Annual Tulane/ DoubleTree Classic All-Tournament Team after averaging 8.5 points, 6.0 rebounds, 2.0 steals, 1.5 assists and 0.5 blocked shots during the Wave's run to the tourney title...scored in double figures twice, including a career-best 14 points after sinking 7-of-8 field goals against Northeastern in the opening round of the Tulane/DoubleTree Classic (12/28)...pulled down at least six rebounds 10 times, including a career-high 10-board effort vs Loyola (12/8) and at Southern Miss (3/1)...posted eight multiple-steal outings, including a career-best four thefts vs Saint Francis in the FGCU Hilton Garden Inn/Homewood Suites Classic (12/21)...tallied six multiple-assist contests, including a career-high three dimes at Auburn (12/3) and vs Northeastern...had a career-best two blocked shots at Southern Miss.

**2012-13:** Played in 19 games as a true freshman...averaged 1.3 points and 2.6 rebounds per game...had five or more rebounds on five occasions, including a season-best nine vs UNC-Wilmington (12/2)...scored a season-high four points on 2-of-2 shooting vs Western Michigan (11/24)...tallied assists vs Louisiana Tech (11/9), at UNC-Wilmington, at LSU (12/9), vs Eastern Michigan (12/29) and at SMU (2/28)...posted steals at Southern (11/16), vs Auburn (11/28) and at LSU.

**High School:** Three-year letterwinner at Bob Jones High for coach Tim Miller...named a three-star recruit, received an 88 scout grade and was ranked the No. 45 wing nationally by ESPN.com while claiming the No. 4 prospect in the state by BamaPrepGirls.com...helped lead the Patriots to a combined 98-13 overall record with three consecutive District 6A Area 15 titles, a state championship as a junior in 2011 and a pair of state runner-up finishes...named second-team all-state and second-team Huntsville Times Elite her final two prep seasons...averaged 14 points and 10 rebounds as a senior when she claimed state and regional all-tournament honors...as a junior, averaged 15 points and 10 rebounds, including 15-point, six-rebound, one-block, one-steal performance in the state championship-game win over Hoover...named MVP of the Regional Tournament and claimed state all-tournament recognition...also selected to participate in the 2011 Alabama All-Star Game where she had seven points and a team-best eight rebounds in helping the North defeat the South, 79-41...in AAU action, Jones played two years for the Southern Starz where she helped the team win the Super Regional Championship and finish runner-up in the state each of the last two seasons...in 2010, she helped the Starz finish 11th in the nation, fifth in the Sophomore Showcase and third in the FILA Nationals 17U Division while winning the AAU D2 National Championship and AAU Super Regional titles in 2011... also lettered twice in track and field where she finished third in the long jump during the 2011 state meet and was selected to the all-metro team... off the court, was a member of the Career Honor Society, Fellowship of Christian Athletes and Young Life.

**Personal:** Born Tierra Joné Jones on Jan. 13, 1994, in Decatur, Ala... daughter of Thomas and Lucita Jones...has one brother, Maurice, and one sister, Kiamsha...majoring in business.





# The Players

## Jones' Game-By-Game Statistics

### 2013-14

Date/Opponent	GS	Min	FG/A	Pct	3/A	Pct	FT/A	Pct	O/D/T	PF	A/To/Bk/St	Pts
11/8 New Orleans	15	1/1	1.000	0/0	.000	2/4	.500	3/6/9	2	0/2/0/3	4	
11/11 McNeese State	16	2/3	.667	0/0	.000	2/4	.500	4/4/8	1	0/1/0/1	6	
11/19 SE Louisiana	20	1/3	.333	0/0	.000	0/2	.000	5/4/9	4	2/6/1/0	2	
11/22 at UNCW	12	2/5	.400	0/0	.000	4/7	.571	1/2/3	2	0/2/0/0	8	
11/24 at N.C. State	14	0/3	.000	0/0	.000	0/0	.000	0/2/2	1	0/1/0/1	0	
11/30 Ole Miss	17	0/4	.000	0/0	.000	3/5	.600	4/4/8	4	0/2/0/1	3	
12/3 at Auburn	* 17	1/4	.250	0/0	.000	0/1	.000	0/4/4	3	3/2/0/1	2	
12/8 Loyola	* 23	1/2	.500	0/0	.000	2/5	.400	1/9/10	2	2/2/0/0	4	
12/20 vs Virginia	* 30	1/1	1.000	0/0	.000	1/2	.500	5/2/7	4	2/2/0/2	3	
12/21 vs Saint Francis	* 23	3/4	.750	0/0	.000	0/0	.000	2/2/4	3	1/2/0/4	6	
12/28 Northeastern	* 27	7/8	.875	0/0	.000	0/0	.000	3/3/6	4	3/0/1/1	14	
12/29 Indiana State	* 23	1/2	.500	0/0	.000	1/2	.500	2/4/6	3	0/1/0/3	3	
1/5 LSU	* 21	1/2	.500	0/0	.000	0/2	.000	1/3/4	4	0/0/0/3	2	
1/9 at Marshall	* 14	1/6	.167	0/0	.000	1/2	.500	3/2/5	2	2/4/0/1	3	
1/11 at Old Dominion	* 21	0/2	.000	0/0	.000	1/2	.500	0/4/4	3	0/2/0/0	1	
1/15 East Carolina	* 13	0/0	.000	0/0	.000	0/0	.000	0/0/0	4	0/2/1/0	0	
1/18 Southern Miss	* 25	3/4	.750	0/0	.000	4/7	.571	1/3/4	4	1/2/0/1	10	
1/22 at Charlotte	* 11	0/2	.000	0/0	.000	2/2	1.000	0/0/0	5	0/0/0/0	2	
1/25 Louisiana Tech	* 24	0/3	.000	0/0	.000	4/6	.667	2/4/6	4	0/0/0/3	4	
1/29 at Rice	* 20	2/7	.286	0/0	.000	0/0	.000	2/1/3	3	0/2/1/0	4	
2/1 UTEP	* 14	1/3	.333	0/0	.000	1/2	.500	1/1/2	5	0/0/0/0	3	
2/5 North Texas	* 17	0/3	.000	0/0	.000	0/0	.000	1/4/5	1	0/1/0/2	0	
2/8 at UTSA	* 7	0/0	.000	0/0	.000	0/0	.000	0/2/2	1	0/0/0/1	0	
2/12 at Florida Atlantic	14	1/2	.500	0/0	.000	3/6	.500	2/2/4	2	1/0/1/0	5	
2/15 FIU	11	1/2	.500	0/0	.000	3/4	.750	0/2/2	4	0/3/0/0	5	
2/22 at UAB	10	0/3	.000	0/0	.000	0/0	.000	1/0/1	2	0/1/0/1	0	
2/26 Tulsa	19	0/3	.000	0/0	.000	3/6	.500	1/2/3	2	0/0/0/0	3	
3/1 at Southern Miss	17	0/3	.000	0/0	.000	1/2	.500	6/4/10	2	1/1/2/2	1	
3/5 Middle Tennessee	5	0/0	.000	0/0	.000	0/0	.000	0/0/0	0	0/1/0/0	0	
3/13 vs FIU	5	0/1	.000	0/0	.000	0/0	.000	1/0/1	1	0/0/0/0	0	
3/20 vs Miss. St.	12	1-4	.250	0/0	.000	4/4	1.000	1/2/3	3	1/0/0/0	6	

### 2012-13

Date/Opponent	St	Min	FG/A	Pct	3/A	Pct	FT/A	Pct	O/D/T	PF	A/To/Bk/St	Pts
11/9 Louisiana Tech	19	1/5	.200	0/0	.000	0/1	.000	3/3/6	0	1/3/0/0	2	
11/12 at ULM	15	1/1	1.000	0/0	.000	0/4	.000	3/4/7	0	0/2/0/0	2	
11/16 at Southern	21	1/3	.333	0/0	.000	0/4	.000	1/4/5	3	0/3/0/1	2	
11/23 vs Bradley	12	1/4	.250	0/1	.000	1/2	.500	2/3/5	2	0/0/0/0	3	
11/24 vs W.Michigan	13	2/2	1.000	0/0	.000	0/0	.000	0/2/2	1	0/0/0/0	4	
11/28 Auburn	6	1/2	.500	0/0	.000	0/0	.000	1/0/1	0	0/0/0/1	2	
12/2 UNC-Wilmington	11	1/4	.250	0/0	.000	1/2	.500	2/7/9	1	1/1/0/0	3	
12/9 at LSU	5	0/0	.000	0/0	.000	0/0	.000	1/1/2	1	1/0/0/1	0	
12/19 UL-Lafayette	5	1/2	.500	0/0	.000	0/0	.000	1/1/2	0	0/0/0/0	2	
12/22 North Texas	6	1/2	.500	0/0	.000	0/1	.000	1/2/3	2	0/0/0/0	2	
12/29 E.Michigan	2	0/0	.000	0/0	.000	0/0	.000	0/0/0	0	1/0/0/0	0	
2/17 Houston	4	1/1	1.000	0/0	.000	0/0	.000	0/0/0	0	0/0/0/0	2	
2/21 at UAB	1	0/0	.000	0/0	.000	0/0	.000	0/1/1	2	0/0/0/0	0	
2/28 at SMU	4	0/0	.000	0/0	.000	0/0	.000	0/0/0	0	1/0/0/0	0	
3/3 Southern Miss	4	0/0	.000	0/0	.000	0/0	.000	1/1/2	1	0/1/0/0	0	
3/8 at UTEP	7	0/0	.000	0/0	.000	0/1	.000	1/2/3	0	0/0/0/1	0	
3/21 Sam Houston	3	0/0	.000	0/0	.000	1/2	.500	1/0/1	0	0/0/0/0	1	
3/24 at Arkansas	1	0/0	.000	0/0	.000	0/0	.000	0/0/0	1	0/0/0/0	0	
3/27 at Auburn	2	0/0	.000	0/0	.000	0/0	.000	0/0/0	1	0/1/0/0	0	







## 23 • JAMIE KAPLAN

Guard • 5-8 • Senior • 3L

Sebastian, Fla. • Florida Air Academy

### Kaplan's Career Statistics

Year	GP-GS	Min/Avg	FG-FGA	Pct	3P-3PA	Pct	FT-FTA	Pct	Off-Def-Tot	Avg	PF-FO	Ass	To	Blk	Stl	Pts	Avg
2011-12	34-9	740/21.8	66-194	.340	28-96	.292	43-57	.754	12-46-58	1.7	28-0	78	74	1	28	203	6.0
2012-13	33-25	742/22.5	55-166	.331	11-46	.239	44-57	.772	11-58-69	2.1	35-0	145	73	0	21	165	5.0
2013-14	31-31	1017/32.8	120-306	.392	21-80	.263	100-146	.685	15-75-90	2.9	46-0	209	110	1	37	361	11.6
Career	98-65	2499/25.5	241-666	.362	60-222	.270	187-260	.719	38-179-217	2.2	109-0	432	257	2	86	729	7.4

### Career Honors

- 2014 Honorable Mention Associated Press All-American
- 2014 Second Team All-C-USA
- 2014 Second Team All-Louisiana
- 2014 First Team Capital One Academic All-District 6
- 2014 C-USA All-Academic Team
- 2014 DoubleTree Classic Most Valuable Player
- 2014 C-USA Academic Medalist
- 2014 C-USA Commissioner's Honor Roll
- 2013 C-USA Academic Medalist
- 2013 C-USA Commissioner's Honor Roll
- 2012 C-USA Commissioner's Honor Roll
- C-USA Freshman of the Week (12/12/11)

Double-Doubles.....	3
Double-Figure Scoring.....	34
Double-Figure Rebounds.....	1
Double-Figure Assists.....	6

**2013-14:** Started all 31 games as a junior...claimed first-team Jewish Sports Review All-America, honorable-mention Associated Press All-America, second-team All-Conference USA and second-team All-Louisiana recognition after leading the team in points scored (361), assists (209), free throws made (100), minutes played (1017) and minutes per game (32.8) while ranking second in field goals made (120) and steals (37), third in points per game (11.6) and 3-point baskets (21), and fifth in field goal percentage (.392) and 3-point percentage (.263)...finished second in C-USA in assists per game (6.77) and assist-to-turnover ratio (1.91), 26th in points per game and 30th in free throw percentage...ranked seventh nationally in assists per game and 57th in assist-to-turnover ratio...named MVP of the 18th Annual Tulane/DoubleTree Classic after averaging 13.0 points, 6.5 assists, 3.0 rebounds and 1.5 steals per game while helping lead the Wave to the tourney title...posted double-figure scoring totals 22 times, including a career-high tying 20 after hitting 6-of-10 field goals with a 2-of-4 performance from beyond the 3-point arc and sinking 6-of-8 free throws vs McNeese State (11/11)...handed out six or more assists 20 times with six double-digit dime performances, including a career-high 13 against New Orleans (11/8) - a total that ranks tied for third in Tulane single-game history...recorded three double-doubles: two via points/assists and one on points/rebounds...pulled down four of more rebounds on 10 occasions, including a career-best 12 boards at Southern Miss (3/1)...posted eight multiple-steal performances, including a career-high five thefts vs Southern Miss (1/18)...off the field, claimed first-team Capital One Academic All-District 6 honors and earned a spot on the C-USA Women's Basketball All-Academic Team...was also a member of the C-USA Commissioner's Honor Roll and Tulane's 3.0 Club, and claimed C-USA Academic Medal honors for posting a GPA of 3.75 or higher.

**2012-13:** Saw action in all 33 games with 25 starts as a sophomore...led the team in assists (145) and ranked third in free throw percentage (.772), fourth in 3-point baskets (11), free throws made (44) and minutes played (742), and fifth in minutes per game (22.5) while averaging 5.0 points and 2.1 rebounds per game...paced Conference USA in assist-to-turnover ratio (2.0) and third in assists per game (4.4)...finished 30th nationally in

assist-to-turnover ratio and 85th in assists per game...posted double-digit scoring totals six times, including a season-best 15 at SMU (2/28)...had four or more assists on 20 occasions, including six seven-assists contests and a season-high eight vs Houston on (2/17)...recorded three-plus rebounds on 11 occasions, including a season-best eight in the second round of the WNIT at Arkansas (3/24)...had five multiple-steal outings, including a season-best four thefts at LSU (12/9)...off the field, was a member of the C-USA Commissioner's Honor Roll and Tulane's 3.0 Club, and claimed C-USA Academic Medal honors for posting a GPA of 3.75 or higher.

**2011-12:** Played in all 34 games with nine starts as a true freshman...finished third on the team in assists (78), 3-point baskets (28) and free throw percentage (.754), fourth in steals (28), 3-point percentage (.292) and free throws made (43), and fifth in both minutes (740) and minutes per game (21.8) while averaging 6.0 points per game...named Conference USA Freshman of the Week on Dec. 12 after averaging 12.0 points, 3.0 assists, 2.0 steals and 1.5 rebounds per game...scored in double figure six times, including a career-high 20 points after sinking 6-of-10 field goals - including a 4-of-6 performance from beyond the 3-point arc - and all four of her free-throw opportunities at East Carolina (2/2)...had four or more assists on seven occasions, including a season-best seven vs Mississippi Valley State in the opening round of the WNIT (3/15)...tallied six multiple steal contests, including a season-high three thefts vs Loyola-New Orleans (11/11), at North Texas (12/9) and at Tulsa on (1/22)...recorded 20 multiple-rebound outings, including a season-best five vs LSU (11/19)...played 30 or more minutes four times, including a season-long 37-minute effort against Purdue (11/24) and at North Texas (12/9)...off the court, was a member of the Conference USA Commissioner's Honor Roll and Tulane's 3.0 Club.

**High School:** Four-year letterwinner at Florida Air Academy for coach Jay Castillo...helped lead the Falcons to a pair of 2A District 8 titles, a pair of regional championships and a Final Four appearance...earned all-district honors all four seasons...completed her career as FAA's career leader in points (1,936), assists (512) and steals (421), and set the school's single-game scoring record with 46 against Lake Wales as a junior...as a senior, named first-team all-state and second-team All-Central Florida...became first player at Florida Air to earn first-team Florida Today All-Space Coast Conference honors as a freshman in 2008 when she led the state and ranked 10th nationally in scoring with a 28.6 points-per-game average...earned first-team All-Space Coast honors again in each of her final two prep seasons...also tabbed first-team all-state and second-team All-Central Florida as a senior...was a McDonald's All-American nominee and was named MVP of the McCarthy Christmas Tournament as a senior and was a Junior Fab Five honoree at the Peachstate Camp in 2008...at the AAU level, helped lead her team to the national championship for the 15-and-under age division in 2007...off the court, was a member of the National Honor Society, graduated Salutatorian with an unweighted 4.0 GPA and was a five-time President's List honoree.

**Personal:** Born Jamie Lynn Kaplan on Dec. 26, 1992, in Melbourne, Fla...daughter of Scott Kaplan...majoring in neuroscience.



# The Players

## Kaplan's Game-By-Game Statistics

### 2013-14

Date/Opponent	GS	Min	FG/A	Pct	3/A	Pct	FT/A	Pct	O/D/T	PF	A/To/Bk/St	Pts
11/8 New Orleans	*	27	4/10	.400	0/1	.000	2/2	1.000	0/0/0	2	13/3/0/1	10
11/11 McNeese State	*	32	6/10	.600	2/4	.500	6/8	.750	0/1/1	0	4/4/0/1	20
11/19 SE Louisiana	*	32	6/11	.545	0/0	.000	1/1	1.000	1/2/3	0	9/4/0/0	13
11/22 at UNCW	*	36	2/7	.286	1/2	.500	6/9	.667	0/4/4	2	6/3/0/1	11
11/24 at N.C. State	*	22	0/6	.000	0/0	.000	4/4	1.000	0/3/3	1	4/4/0/0	4
11/30 Ole Miss	*	29	3/6	.500	0/1	.000	4/4	1.000	0/1/1	1	6/4/0/2	10
12/3 at Auburn	*	34	5/12	.417	3/6	.500	5/9	.556	0/6/6	2	0/2/0/1	18
12/8 Loyola	*	27	2/5	.400	0/2	.000	3/4	.750	0/1/1	2	6/4/0/1	7
12/20 vs Virginia	*	40	3/11	.273	1/3	.333	5/6	.833	0/1/1	1	8/3/0/2	12
12/21 vs Saint Francis	*	32	3/7	.429	0/1	.000	6/9	.667	0/4/4	2	5/4/0/0	12
12/28 Northeastern	*	23	3/9	.333	1/2	.500	0/1	.000	0/0/0	0	10/2/0/1	7
12/29 Indiana State	*	36	7/14	.500	2/4	.500	3/8	.375	1/5/6	0	3/6/0/2	19
1/5 LSU	*	38	3/15	.200	0/7	.000	4/4	1.000	1/1/2	1	4/5/0/0	10
1/9 at Marshall	*	37	5/9	.556	1/4	.2500	1/3	.333	0/6/6	2	10/2/0/0	12
1/11 at Old Dominion	*	29	5/8	.625	0/2	.000	2/2	1.000	0/2/2	1	9/1/0/1	12
1/15 East Carolina	*	36	4/16	.250	1/4	.250	9/15	.600	3/3/6	1	8/1/0/0	18
1/18 Southern Miss	*	35	0/9	.000	0/2	.000	0/2	.000	0/3/3	3	9/8/0/5	0
1/22 at Charlotte	*	40	6/12	.500	2/4	.500	1/2	.500	0/2/2	2	6/2/0/0	15
1/25 Louisiana Tech	*	32	6/10	.600	0/1	.000	6/6	1.000	1/0/1	1	7/2/0/1	18
1/29 at Rice	*	30	4/12	.333	0/2	.000	8/12	.667	1/3/4	0	5/3/0/1	16
2/1 UTEP	*	29	1/6	.167	0/3	.000	4/4	1.000	1/0/1	3	11/3/0/1	6
2/5 North Texas	*	33	2/12	.167	1/4	.250	5/5	1.000	1/3/4	2	3/5/0/2	10
2/8 at UTSA	*	32	6/13	.462	1/6	.167	1/2	.500	0/1/1	1	7/3/0/3	14
2/12 at Florida Atlantic	*	29	2/6	.333	0/1	.000	0/0	.000	0/3/3	4	7/7/0/0	4
2/15 FIU	*	32	5/7	.714	0/0	.000	2/2	1.000	0/3/3	1	4/2/0/2	12
2/22 at UAB	*	38	4/6	.667	1/1	1.000	0/3	.000	0/0/0	2	12/5/0/3	9
2/26 Tulsa	*	36	6/9	.667	2/3	.667	3/7	.429	2/0/2	0	7/2/0/1	17
3/1 at Southern Miss	*	37	5/11	.455	0/1	.000	6/8	.750	3/9/12	1	5/6/0/1	16
3/5 Middle Tennessee	*	37	2/11	.182	1/4	.250	1/2	.500	0/4/4	3	10/1/0/0	6
3/13 vs FIU	*	34	2/11	.182	0/3	.000	2/2	1.000	0/1/1	2	6/2/0/3	6
3/20 vs Miss. St.	*	33	8/15	.533	1/2	.500	0/0	.000	0/3/3	3	5/7/0/1	17

### 2012-13

Date/Opponent	St	Min	FG/A	Pct	3/A	Pct	FT/A	Pct	O/D/T	PF	A/To/Bk/St	Pts
11/9 Louisiana Tech		16	1/3	.333	0/0	.000	1/2	.500	0/1/1	2	2/3/0/1	3
11/12 at ULM		18	2/5	.400	0/2	.000	1/2	.500	0/3/3	1	2/0/0/0	5
11/16 at Southern		22	3/3	1.000	0/0	.000	1/2	.500	0/1/1	0	7/3/0/0	7
11/23 vs Bradley		20	1/4	.250	1/1	1.000	3/4	.750	1/0/1	1	4/4/0/1	6
11/24 vs W. Michigan		14	2/4	.500	0/0	.000	0/0	.000	0/1/1	0	5/1/0/2	4
11/28 Auburn		22	1/3	.333	1/2	.500	0/1	.000	0/2/2	1	5/1/0/0	3
12/2 UNC-Wilmington		18	2/2	1.000	2/2	1.000	0/0	.000	0/0/0	0	6/0/0/0	6
12/9 at LSU		23	1/4	.250	1/3	.333	0/1	.000	1/1/2	1	7/3/0/4	3
12/19 UL-Lafayette	*	15	0/4	.000	0/1	.000	0/0	.000	0/1/1	0	2/3/0/2	0
12/22 North Texas	*	14	0/3	.000	0/2	.000	0/0	.000	0/3/3	0	3/3/0/0	0
12/29 E. Michigan	*	24	3/6	.500	1/2	.500	0/0	.000	0/2/2	0	5/3/0/1	7
12/30 McNeese State	*	17	0/3	.000	0/3	.000	0/0	.000	0/0/0	2	3/4/0/0	0
1/7 Loyola-NO	*	19	2/5	.400	0/2	.000	2/2	1.000	0/1/1	1	7/1/0/3	6
1/10 SMU	*	29	2/6	.333	0/2	.000	0/0	.000	0/3/3	4	5/5/0/0	4
1/13 at Marshall	*	17	2/4	.500	0/1	.000	0/0	.000	0/0/0	1	3/0/0/0	4
1/17 at Rice	*	23	0/2	.000	0/1	.000	0/0	.000	0/1/1	1	4/2/0/0	0
1/20 Memphis	*	33	4/8	.500	1/2	.500	5/6	.833	2/0/2	2	5/2/0/0	14
1/27 East Carolina	*	27	4/10	.400	0/0	.000	2/3	.667	0/3/3	1	1/4/0/1	10
1/31 at UCF	*	19	0/6	.000	0/0	.000	0/0	.000	1/1/2	0	4/4/0/1	0
2/2 at Houston	*	22	1/3	.333	0/1	.000	0/0	.000	0/3/3	0	6/2/0/0	2
2/7 UTEP	*	33	4/11	.364	3/4	.750	0/2	.000	1/2/3	2	3/1/0/2	11
2/10 at Tulsa	*	29	0/4	.000	0/2	.000	4/4	1.000	1/1/2	4	2/1/0/0	4
2/14 Rice	*	17	1/4	.250	0/1	.000	1/1	1.000	0/0/0	1	7/1/0/0	3
2/17 Houston	*	36	2/12	.167	0/1	.000	4/4	1.000	2/3/5	0	8/1/0/0	8
2/21 at UAB	*	15	0/4	.000	0/1	.000	0/0	.000	0/1/1	0	1/2/0/0	0
2/24 Tulsa	*	16	2/5	.500	0/2	.000	2/3	.667	0/2/2	0	4/1/0/0	6
2/28 at SMU	*	34	5/9	.556	1/3	.333	4/4	1.000	0/6/6	0	5/2/0/2	15
3/3 Southern Miss	*	25	1/3	.333	0/0	.000	2/2	1.000	0/3/3	3	7/1/0/0	4
3/8 at UTEP	*	32	3/12	.250	0/2	.000	2/2	1.000	1/2/3	4	3/2/0/0	8
3/14 at Tulsa	*	22	1/3	.333	0/1	.000	0/0	.000	0/1/1	2	2/2/0/0	2
3/21 Sam Houston	*	19	3/3	1.000	0/0	.000	4/5	.800	0/1/1	1	5/5/0/0	10
3/24 at Arkansas	*	31	2/6	.333	0/0	.000	6/7	.857	1/7/8	0	7/3/0/0	10
3/27 at Auburn	*	21	0/2	.000	0/2	.000	0/0	.000	0/2/2	0	5/3/0/0	0

### 2011-12

Date/Opponent	St	Min	FG/A	Pct	3/A	Pct	FT/A	Pct	O/D/T	PF	A/To/Bk/St	Pts
11/11 vs Loyola-N.O.		23	2/10	.200	1/2	.500	1/2	.500	1/2/3	0	4/3/0/3	6
11/14 vs UL-Monroe		17	1/3	.333	0/2	.000	5/6	.833	0/1/1	1	1/4/0/0	7
11/19 vs LSU		36	2/9	.222	2/6	.333	3/4	.750	2/3/5	3	6/3/0/1	9
11/21 vs New Orleans		22	5/6	.833	4/5	.800	0/0	.000	0/3/3	1	3/3/0/1	14
11/24 vs Purdue		37	1/8	.125	0/1	.000	3/4	.750	1/3/4	1	1/1/0/1	5
11/25 vs Idaho State		23	2/7	.286	2/6	.333	0/0	.000	0/0/0	0	2/2/0/1	6
12/2 at La. Tech		13	0/1	.000	0/0	.000	0/0	.000	0/0/0	0	1/0/0/0	0
12/4 at Miss. State		27	4/11	.364	2/6	.333	0/0	.000	1/0/1	0	2/2/0/2	10

12/9 at North Texas	*	37	6/11	.545	3/5	.600	0/0	.000	0/3/3	1	4/3/0/3	15
12/11 vs Southern	*	30	2/3	.667	1/2	.500	4/5	.800	0/0/0	1	2/2/0/1	9
12/21 at UL-Lafayette	*	24	2/9	.222	0/4	.000	3/3	1.000	0/2/2	2	5/1/0/2	7
12/28 vs C of C	*	27	1/5	.200	0/4	.000	5/6	.833	1/2/3	0	4/3/0/2	7
12/29 vs Hampton	*	27	0/5	.000	0/3	.000	0/0	.000	1/1/2	2	3/3/0/0	0
1/5 at Memphis	*	22	1/5	.200	0/1	.000	0/0	.000	0/2/2	1	2/3/0/0	2
1/8 vs UCF	*	21	2/6	.333	1/3	.333	1/2	.500	0/3/3	1	5/3/0/1	6
1/12 at Rice	*	22	1/5	.200	0/2	.000	0/0	.000	1/2/3	0	0/4/0/0	2
1/15 vs UTEP		25	0/5	.000	0/3	.000	0/0	.000	1/1/2	1	2/1/0/1	0
1/19 vs UAB		10	0/1	.000	0/1	.000	0/0	.000	0/1/1	0	2/3/0/1	0
1/22 at Tulsa		22	3/5	.600	1/3	.333	4/6	.667	1/0/1	0	2/2/0/3	11
1/29 vs Marshall		16	4/7	.571	0/2	.000	0/0	.000	0/1/1	2	1/0/1/1	8
2/2 at E. Carolina		26	6/10	.600	4/6	.667	4/4	1.000	0/1/1	2	1/0/1/1	20
2/5 vs SMU		12	1/3	.333	0/1	.000	0/0	.000	0/2/2	1	2/1/0/0	2
2/9 at Houston		20	2/6	.333	1/5	.200	0/0	.000	0/2/2	1	1/0/0/0	5
2/12 at UTEP		16	0/1	.000	0/0	.000	0/0	.000	0/0/0	1	0/2/0/1	0
2/16 vs Rice		16	1/3	.333	0/2	.000	0/0	.000	0/2/2	0	1/1/0/0	2
2/19 at Southern Miss		15	3/9	.333	0/3	.000	1/1	1.000	0/2/2	3	2/1/0/0	7
2/23 vs Tulsa		16	1/5	.200	1/4	.250	1/2	.500	0/1/1	0	1/3/0/0	4
2/26 at SMU		21	5/9	.556	1/2	.500	2/2	1.000	1/1/2	0	2/2/0/0	13
3/1 vs Houston	*	24	3/7	.429	2/4	.500	0/0	.000	0/1/1	0	1/2/0/0	8
3/8 vs East Carolina		17	0/1	.000	0/1	.000	1/2	.500	0/2/2	0	1/6/0/0	1
3/9 at Memphis		15	2/6	.333	0/2	.000	0/2	.000	0/2/2	0	1/0/0/0	4
3/10 vs UTEP		15	2/5	.400	1/2	.500	2/2	1.000	0/0/0	0	3/2/0/1	7
3/15 vs Miss. Valley		28	1/5	.200	1/3	.333	0/0	.000	0/0/0	1	7/4/0/1	3
3/18 at Texas Tech		18	0/2	.000	0/0	.000	3/4	.750	0/0/0	3	2/3/0/0	3







## 33 • Courtney Latham

Guard • 5-11 • Sophomore • 1L

Houston, Texas • Clear Springs HS

### Latham's Career Statistics

Year	GP-GS	Min/Avg	FG-FGA	Pct	3P-3PA	Pct	FT-FTA	Pct	Off-Def-Tot	Avg	PF-FO	Ass	To	Blk	Stl	Pts	Avg
2013-14	31-9	676/21.8	73-173	.422	8-33	.242	40-55	.727	30-72-102	3.3	44-0	60	59	6	36	194	6.3
Career	31-9	676/21.8	73-173	.422	8-33	.242	40-55	.727	30-72-102	3.3	44-0	60	59	6	36	194	6.3

### Career Honors

2014 C-USA Academic Medalist  
C-USA Coommissioner's Honor Roll

Double-Doubles.....	0
Double-Figure Scoring .....	5
Double-Figure Rebounds .....	0

**2013-14:** Played in all 31 games with nine starts as a true freshman... finished second on the team in free throw percentage (.727), third in assists (60) and steals (36), and fourth in field goal percentage (.422) while averaging 6.3 points and 3.3 rebounds per game...tallied double-digit scoring totals five times, including a season-high 14 points after sinking 6-of-12 field goals - including a 2-of-4 performance from beyond the 3-point arc - at UTSA (2/9)...had four or more assists four times and five or more rebounds on 15 occasions, including a career-best six dimes and seven boards vs FIU (2/15)...posted nine multiple-steal ballgames, including a season-best four thefts at Charlotte (1/22) and vs North Texas (2/5)...blocked one shot vs Loyola (12/18), at Charlotte, vs Louisiana Tech (1/25), at Florida Atlantic (2/12), at UAB (2/22), at Southern Miss (3/1) and vs Middle Tennessee (3/5)...off the court, was a member of the Conference USA Commissioner's Honor Roll and Tulane's 3.0 Club, and claimed C-USA Academic Medal honors for posting a GPA of 3.75 or higher.

**High School:** Five-year varsity letterwinner, playing the last three at Clear Spring High for coach Pam Crawford while playing as a freshman at Sue V. Cleveland (N.M.) High for coach Felicia Boatman and seeing varsity action as an eighth grader at Rio Rancho (N.M.) High for coach Bob McIntyre...rated a three-star recruit, received a 90 scout grade and was tabbed the No. 44 shooting guard in the nation by ESPN.com while ranking as the 42nd guard nationally by Dan Olson's Collegiate Girls Basketball Report and the 44th player in the state of Texas by Joey Simmons' Premiere Basketball Report... helped lead the Chargers to a combined 103-11 overall record with three consecutive 5A Region III District 12 titles and back-to-back-to-back trips to the regional semifinals while helping Cleveland High to a 15-13 mark in 2009-10 and helping Rio Rancho go 27-3 and finished ranked second in the state in 2008-09...averaged 13.2 points, 5.8 rebounds, 4.3 assists, 2.6 steals and 0.7 blocks per game as a senior en route to earning first-team all-state, all-district and All-Greater Houston honors...also garnered Galveston County Defensive Player of the Year and Clear Creek ISD Co-MVP distinction, claimed MVP of the Peggy Sue Whitley Tournament and a spot on the McDonald's Invitational and Sandra Meadows Classic All-Tournament teams, was selected to the Elements of a Champion All-Star Team and was a finalist for the Houston Touchdown Club's Girls Basketball Scholar-Athlete of the Year...as a junior, was named to the Texas Association of Basketball Coaches 5A All-Region III and claimed second-team all-district honors after averaging 10.2 points and 3.7 rebounds per game while chipping in with 87 assists, 64 steals and 21 blocked shots. As a sophomore, she tallied 11.6 points and 3.7 rebounds per outing to go with 88 assists, 104 steals and seven blocks...also lettered once in volleyball...in addition to her prep career, also played for Cy-Fair Nike Elite where she was named the No. 72 summer prospect in the 2013 Class by Carolina Scouting Report and saw action for the Nike National AAU Team...off the court, graduated Magna

Cum Laude with a 4.998 weighted GPA, received the United States Marine Corps Distinguished Athlete Award and the Clear Springs Leadership Medal...was a member of the National Honor Society, Safe School Ambassadors and Top Teens of American...claimed Superintendent Scholar honors three consecutive years and was named first-team Academic All-State as a senior.

**Personal:** Born Courtney Anyce Latham on April 17, 1995, in Austin, Texas...daughter of Mireo and Antoinette Latham...has one brother, Christian, and one sister, Shantel...grandfather, Clifford Johnson, played Major League Baseball with the Houston Astros, New York Yankees, Cleveland Indians, Chicago Cubs, Oakland Athletics, Toronto Blue Jays and Texas Rangers...uncle, Vince Young, was an All-American at Texas and played in the NFL with the Tennessee Titans and Philadelphia Eagles...uncle, Mike Eastler, played Major League Baseball with the Houston Astros, California Angels, Pittsburgh Pirates, Boston Red Sox, New York Yankees and Philadelphia Phillies...majoring in business management.





# The Players

## Latham's Game by Game Statistics

### 2013-14

Date/Opponent	GS	Min	FG/A	Pct	3/A	Pct	FT/A	Pct	O/D/T	PF	A/To/Bk/St	Pts
11/8 New Orleans	*	29	4/10	.400	1/4	.250	0/0	.000	0/1/1	2	1/4/0/2	9
11/11 McNeese State		24	3/4	.750	0/0	.000	1/2	.500	1/3/4	0	3/2/0/0	7
11/19 SE Louisiana		23	5/14	.357	1/2	.500	0/0	.000	0/5/5	1	2/1/0/1	11
11/22 at UNCW		16	0/3	.000	0/0	.000	1/2	.500	0/6/6	1	2/2/0/0	1
11/24 at N.C. State		19	2/2	1.000	0/0	.000	2/2	1.000	0/1/1	2	0/3/0/1	6
11/30 Ole Miss		17	3/6	.500	0/1	.000	2/2	1.000	1/1/2	2	1/3/0/0	8
12/3 at Auburn		25	2/5	.400	0/0	.000	3/4	.750	0/1/1	2	2/4/0/2	7
12/8 Loyola		22	1/4	.250	0/0	.000	0/0	.000	1/4/5	2	4/1/1/2	2
12/20 vs Virginia		22	0/3	.000	0/1	.000	2/4	.500	0/2/2	3	0/2/0/1	2
12/21 vs Saint Francis		21	3/8	.375	0/2	.000	2/2	1.000	0/6/6	1	1/2/0/1	8
12/28 Northeastern		20	4/8	.500	0/1	.000	1/2	.500	2/2/4	3	3/0/0/1	9
12/29 Indiana State		26	2/3	.667	1/1	1.000	3/5	.600	0/6/6	1	2/0/0/2	8
1/5 LSU		12	0/0	.000	0/0	.000	0/0	.000	0/1/1	0	0/4/0/0	0
1/9 at Marshall		25	1/6	.167	0/1	.000	2/2	1.000	0/0/0	2	2/1/0/1	4
1/11 at Old Dominion		16	2/3	.667	1/1	1.000	0/0	.000	2/3/5	2	4/2/0/0	5
1/15 East Carolina		18	3/3	1.000	0/0	.000	0/0	.000	1/1/2	1	1/2/0/1	6
1/18 Southern Miss		16	1/3	.333	0/0	.000	4/6	.667	2/0/2	1	1/2/0/1	6
1/22 at Charlotte		23	1/5	.200	0/0	.000	0/0	.000	1/4/5	1	4/3/1/4	2
1/25 Louisiana Tech		11	1/3	.333	1/1	1.000	0/0	.000	0/2/2	1	0/1/1/1	3
1/29 at Rice		14	1/2	.500	0/0	.000	0/0	.000	0/1/1	2	1/0/0/0	2
2/1 UTEP		17	2/8	.250	0/4	.000	3/5	.600	0/2/2	1	1/2/0/2	7
2/5 North Texas		25	6/10	.600	0/2	.000	0/0	.000	3/1/4	0	0/1/0/4	12
2/8 at UTSA		26	6/12	.500	2/4	.500	0/0	.000	3/3/6	1	3/4/0/1	14
2/12 at Florida Atlantic *		23	3/7	.429	0/1	.000	2/2	1.000	2/0/2	2	2/2/1/0	8
2/15 FIU	*	33	4/11	.364	0/2	.000	3/3	1.000	3/4/7	1	6/1/0/2	11
2/22 at UAB	*	37	5/9	.556	1/2	.500	2/2	1.000	1/1/2	2	3/2/1/3	13
2/26 Tulsa	*	33	3/7	.429	0/2	.000	2/3	.667	2/4/6	0	3/2/0/0	8
3/1 at Southern Miss	*	20	3/5	.600	0/0	.000	0/2	.000	2/1/3	3	3/0/0/1	6
3/5 Middle Tennessee *		21	0/1	.000	0/0	.000	0/0	.000	0/1/1	2	3/2/1/1	0
3/13 vs FIU	*	21	0/1	.000	0/0	.000	2/2	1.000	1/2/3	0	1/3/0/0	2
3/20 vs Miss. St.	*	21	2/7	.286	0/1	.000	3/3	1.000	2/3/5	2	1/1/0/1	7





## 42 • MORGAN ROGERS

Center • 6-3 • Redshirt-Sophomore • 1L  
Shreveport, La. • Loyola Prep

### Rogers's Career Statistics

Year	GP-GS	Min/Avg	FG-FGA	Pct	3P-3PA	Pct	FT-FTA	Pct	Off-Def-Tot	Avg	PF-FO	Ast	To	Blk	Stl	Pts	Avg
2013-14	16-0	88/5.5	6-25	.240	0-0	.000	7-14	.500	9-14-23	1.4	15-1	0	8	1	2	19	1.2
Career	16-0	88/5.5	6-25	.240	0-0	.000	7-14	.500	9-14-23	1.4	15-1	0	8	1	2	19	1.2

### Career Honors

2013 C-USA Commissioner's Honor Roll

Double-Doubles.....	0
Double-Figure Scoring .....	0
Double-Figure Rebounds .....	0

**2013-14:** Played in 16 games as a redshirt-freshman, averaging 1.2 points and 1.4 rebounds per outing...scored a season-high four points vs Loyola (12/8) and against Northeastern in the opening round of the Tulane/DoubleTree Classic (12/28)...had six multiple-rebound outings, including a season-best four boards at Charlotte (1/22)...tallied a steal vs Southeastern Louisiana (11/19) and vs North Texas (2/5)...posted first career blocked shot at Mississippi State in the opening round of the WNIT (3/20).

**2012-13:** Redshirted in her true freshman season...off the court, was a member of the Conference USA Commissioner's Honor Roll and Tulane's 3.0 Club.

**High School:** Three-year letterwinner at Loyola Prep for coach Kyle Tanner...helped lead the Flyers to a combined 88-20 record with three consecutive district titles, the state semifinals as a junior and a state championship as a senior...averaged a double-double as a prepster, tallying 10.7 points and 10.3 rebounds per contest in 107 career games...set school career records in field goal percentage (.534) and blocked shots (291) while finishing second in rebounds (1,098) and seventh in scoring (1,150)...set single-season records in rebounds and rebounds per game with 393 and 12.8, respectively, as a junior...also ranks second (112 as a junior) and fourth (99 as a senior) in blocked shots, second (363 as a senior) and ninth (286 as a sophomore) in rebounds, third in rebounds per game (9.8 as a senior), and third (550 as a junior) and fourth (.541 as a sophomore) in field goal percentage...earned all-district honors each year, second-team all-state recognition as a junior and first-team all-state distinction as a senior...tabbed State 3A MVP as a senior after averaging 10.9 points and 9.8 rebounds per game while chipping in with 99 blocks, 34 steals and 19 assists...selected to represent the West in the 2012 Louisiana High School Coaches Association All-Star Game...as a junior, averaged 12.8 points and 12.2 rebounds per game to go with 112 blocks, 31 steals and 22 assists while earning District 1-3A MVP, District Defensive MVP and first-team all-city honors...as a sophomore, averaged 7.5 points and 8.9 rebounds a game while chipping in with 80 blocks, 23 steals and six assists...off the court, was a member of the honor roll.

**Personal:** Born Morgan Alexandra Rogers on Oct. 23, 1993, in Shreveport, La...daughter of Milton and Florence Rogers...has one brother, Jacoby, and one sister, Chasity...majoring in public health.





# The Players

## Rogers' Game-By-Game Statistics

### 2013-14

Date/Opponent	GS	Min	FG/A	Pct	3/A	Pct	FT/A	Pct	O/D/T	PF	A/To/Bk/St	Pts
11/8 New Orleans	8	0/1	.000	0/0	.000	0/0	.000	1/1/2	0	0/0/0/0	0	
11/11 McNeese State	3	0/0	.000	0/0	.000	1/4	.250	0/1/1	0	0/0/0/0	1	
11/19 SE Louisiana	11	0/7	.000	0/0	.000	0/0	.000	2/1/3	5	0/0/0/1	0	
12/8 Loyola	7	2/7	.286	0/0	.000	0/0	.000	1/1/2	0	0/0/0/0	4	
12/21 vs Saint Francis	2	0/0	.000	0/0	.000	0/0	.000	0/1/1	1	0/1/0/0	0	
12/28 Northeastern	3	2/2	1.000	0/0	.000	0/0	.000	0/1/1	0	0/0/0/0	4	
1/11 at Old Dominion	3	1/2	.500	0/0	.000	1/2	.500	1/0/1	0	0/0/0/0	3	
1/22 at Charlotte	7	0/0	.000	0/0	.000	1/2	.500	2/2/4	1	0/1/0/0	1	
1/29 at Rice	3	0/0	.000	0/0	.000	1/2	.500	0/0/0	0	0/0/0/0	1	
2/5 North Texas	8	1/1	1.000	0/0	.000	0/0	.000	0/0/0	1	0/0/0/1	2	
2/8 at UTSA	3	0/0	.000	0/0	.000	0/0	.000	0/1/1	0	0/1/0/0	0	
2/26 Tulsa	3	0/1	.000	0/0	.000	0/0	.000	0/1/1	0	0/0/0/0	0	
3/1 at Southern Miss	4	0/2	.000	0/0	.000	2/2	1.000	1/1/2	2	0/0/0/0	2	
3/5 Middle Tennessee	9	0/0	.000	0/0	.000	1/2	.500	0/1/1	2	0/4/0/0	1	
3/13 vs FIU	2	0/2	.000	0/0	.000	0/0	.000	1/0/1	2	0/0/0/0	0	
3/20 at Miss. State	12	0/0	.000	0/0	.000	0/0	.000	0/2/2	1	0/1/1/0	0	







## 11 • Leslie Vorpahl

Guard • 5-6 • Sophomore • 1L

San Antonio, Texas • Winston Churchill HS

### Vorpahl's Career Statistics

Year	GP-GS	Min/Avg	FG-FGA	Pct	3P-3PA	Pct	FT-FTA	Pct	Off-Def-Tot	Avg	PF-FO	Asst	To	Blk	Stl	Pts	Avg
2013-14	30-14	752/25.1	84-225	.373	36-109	.330	62-81	.765	15-57-72	2.4	57-0	94	69	1	32	266	8.9
Career	30-14	752/25.1	84-225	.373	36-109	.330	62-81	.765	15-57-72	2.4	57-0	94	69	1	32	266	8.9

### Career Honors

2014 C-USA All-Freshmen Team  
2014 C-USA Freshman of the Week (1/13/14, 11/25/13)  
2014 C-USA Academic Medalist  
2014 C-USA Commissioner's Honor Roll

Double-Doubles ..... 0  
Double-Figure Scoring ..... 13  
Double-Figure Rebounds ..... 0

**2013-14:** Played in 30 games with 14 starts as a true freshman...named to the Conference-USA All-Freshman Team after leading the team in free throw percentage (.765) while ranking second in assists (94), 3-point baskets (36) and 3-point percentage (.330), third in free throws made (62), fourth in points scored (266) and points per game (8.9), and fifth in field goals made (84), steals (32), minutes played (752) and minutes per game (25.1)...finished 10th in C-USA in assist-to-turnover ratio (1.37), 13th in assists per game (3.10), 15th in free throw percentage, 19th in 3-point percentage and 27th in 3-pointers per game (1.20)...ranked 196th in the nation in assist-to-turnover ratio...twice named C-USA Freshman of the Week: on Nov. 25 after averaging 12.7 points, 3.7 assists, 2.7 rebounds and 0.7 steals per game during three Green Wave contests; and on Jan. 13 after averaging 14.5 points, 6.0 assists, 5.0 rebounds and 1.5 steals in a 2-0 week...posted double-figure scoring totals on 13 occasions with three 20-plus point contests, including a season-best 22 after sinking 7-of-12 field goals with a 2-of-4 showing from beyond the 3-point arc and all six free throw opportunities at N.C. State (11/24)...drilled 4-of-7 treys against Southeastern Louisiana (11/19) and 4-of-6 vs FIU in the C-USA quarterfinals (3/13)...had four or more assists 10 times, including a season-best nine at Old Dominion (1/11)...pulled down four or more rebounds eight times, including a season-high six at Marshall (1/9)...had nine multiple-steal outings, including a career-best four thefts vs Ole Miss (11/30)...off the court, was a member of the Conference-USA Commissioner's Honor Roll and Tulane's 3.0 Club, and claimed C-USA Academic Medal honors for posting a GPA of 3.75 or higher.

**High School:** Three-year letterwinner at Churchill High for coach Cal Wolfsberg...helped lead the Chargers to a combined 83-22 record, finishing an area finalist as a sophomore and a regional quarterfinalist as a junior and senior...claimed first-team All-District 26-5A and San Antonio Express-News All-Area, TABC All-Region 4 Class 5A honoree each year as a prepster and finished with 1,450 career points...earned TABC All-State recognition and was tabbed San Antonio Express-News Player of the Year as both a junior and senior...averaged 18.7 points, 4.6 assists, 5.1 rebounds and 2.2 blocks as a senior...had three triple-doubles that season, including back-to-back showings against Judson and New Braunfels Canyon on Dec. 4 and 7...scored a career-high 35 points to go with eight assists, seven rebounds and three steals in her final high school contest...as a junior, averaged 15.1 points, 6.8 assists, 3.1 rebounds and 2.3 rebounds per game while connecting on 45.8 percent of her field goals with a 59-of-137 performance from beyond the 3-point arc...claimed all-tournament honors at the Lone Star Tournament and was MVP of the Hays 5A Tournament of Champions...had seven double-digit assist outings, including a career-best 16 vs East Central in the bi-district playoffs that year...as a sophomore, listed on the Express-News All-Super Team, tabbed MVP of the NEISD Tournament after leading her team

to the championship and claimed all-tourney recognition at the Lone Star Tournament...in addition to her prep career, played for the San Antonio Heat select team since the fourth grade and often played two to three years up...helped guide her team to the 17u Silver National Championship at the Michael T. White Tournament in April 2009 and helped the club go 7-0 in the All-American Sports National Championship and 8-0 in the Prime Time Sports National Championship that same season...off the court, was a member of the National Honor Society, Church Retreats and Feeding The Homeless.

**Personal:** Born Leslie Deann Vorpahl on Aug. 8, 1995, in San Antonio, Texas...daughter of Donnie and Sallye Vorpahl...has one brother, Travis, and one sister, Stephanie...father, Donnie, played college football at Texas as Lutheran...majoring in business.





# The Players

## Vorpahl's Game-By-Game Statistics

### 2013-14

Date/Opponent	St	Min	FG/A	Pct	3/A	Pct	FT/A	Pct	O/D/T	PF	A/To/Bk/St	Pts
11/8 New Orleans		19	7/11	.636	2/3	.667	0/1	.000	0/2/2	4	1/1/0/2	16
11/11 McNeese State *	*	27	4/8	.500	2/3	.667	4/6	.667	1/3/4	2	5/2/0/1	14
11/19 SE Louisiana	*	31	4/8	.500	4/7	.571	0/0	.000	0/3/3	1	4/0/0/1	12
11/22 at UNCW	*	35	1/7	.143	1/4	.250	1/2	.500	1/3/4	4	4/3/0/1	4
11/24 at N.C. State	*	36	7/12	.583	2/4	.500	6/6	1.000	0/1/1	1	3/2/0/0	22
11/30 Ole Miss	*	30	0/8	.000	0/3	.000	2/2	1.000	0/2/2	1	3/4/0/4	2
12/3 at Auburn	*	19	1/8	.125	0/5	.000	0/0	.000	1/1/2	1	0/1/0/0	2
12/8 Loyola	*	31	8/13	.615	1/3	.333	3/4	.750	2/3/5	2	3/6/0/3	20
12/20 vs Virginia	*	24	1/5	.200	1/3	.333	6/6	1.000	1/1/2	4	2/5/0/0	9
12/21 vs Saint Francis *	*	29	4/9	.444	0/3	.000	7/8	.875	0/1/1	3	4/4/0/2	15
12/28 Northeastern	*	28	1/3	.333	0/1	.000	0/0	.000	1/3/4	3	6/2/0/0	2
12/29 Indiana State	*	27	1/7	.143	1/3	.333	0/0	.000	0/1/1	2	2/1/0/1	3
1/5 LSU	*	23	1/8	.125	0/4	.000	1/2	.500	2/3/5	1	2/3/0/1	3
1/9 at Marshall		27	4/7	.571	3/6	.500	0/0	.000	0/6/6	4	3/0/1/2	11
1/11 at Old Dominion		30	6/11	.545	3/5	.600	3/4	.750	1/3/4	1	9/0/0/1	18
1/15 East Carolina		25	3/7	.429	1/3	.333	4/6	.667	0/1/1	4	3/2/0/1	11
1/18 Southern Miss		31	6/11	.545	2/4	.500	6/8	.750	0/2/2	4	2/4/0/1	20
1/22 at Charlotte		31	2/8	.250	1/3	.333	3/4	.750	0/2/2	2	4/3/0/1	8
1/25 Louisiana Tech		20	1/4	.250	0/2	.000	0/2	.000	0/0/0	0	3/2/0/0	2
1/29 at Rice		28	5/9	.556	1/2	.500	1/3	.333	0/2/2	1	5/0/0/1	12
2/1 UTEP		25	2/11	.182	0/7	.000	3/3	1.000	0/3/3	0	3/2/0/2	7
2/5 North Texas		25	3/12	.250	1/8	.125	2/4	.500	2/1/3	1	5/4/0/1	9
2/8 at UTSA		33	3/8	.375	2/3	.667	4/4	1.000	0/1/1	2	3/2/0/3	12
2/12 at Florida Atlantic *	*	27	1/4	.250	1/2	.500	4/4	1.000	0/4/4	2	4/5/0/3	7
2/15 FIU		18	0/3	.000	0/3	.000	0/0	.000	0/3/3	0	2/3/0/0	0
2/22 at UAB		DNP	--	--	--	--	--	--	--	--	--/--/--	--
2/26 Tulsa		7	1/2	.500	0/1	.000	0/0	.000	0/0/0	0	0/2/0/0	2
3/1 at Southern Miss		18	1/5	.200	1/4	.250	0/0	.000	0/1/1	1	3/2/0/0	3
3/5 Middle Tennessee		6	0/1	.000	0/0	.000	0/0	.000	1/0/1	2	1/1/0/0	0
3/13 vs FIU		26	4/10	.400	4/6	.667	0/0	.000	2/0/2	2	2/1/0/0	12
3/20 at Miss. State		16	2/5	.400	2/4	.500	2/2	1.000	0/1/1	2	3/2/0/0	8







## #24 PAIJE HALL

Forward • 6-2 • RS-Freshman  
Lafayette, La.  
St. Thomas More HS

**2013-14:** Did not play as a true freshman after suffering an Achilles tendon injury during preseason drills and redshirted the season.

**High School:** Four-year letterwinner at St. Thomas More High for coach Ashley Richard...helped lead the Cougars to a combined 86-11 overall record, three undefeated district titles, state championships as a sophomore and junior and a state runner-up finish as a senior...rated the No. 7 player in the state 2013 Top 10 by BallnPrepGirls.com...claimed first-team all-state honors from the Louisiana High School Basketball Coaches Association and honorable-mention all-state recognition from the Louisiana Sports Writers Association as a senior...selected to play in the 2013 LHSCA All-Star Game...earned all-district honors in each of her final three prep seasons, including first-team status as a senior, and All-Acadiana recognition as a junior and senior...set a school record with 39 points against Cabrini on Feb. 21, 2013, and had a career-best 22 rebounds in St. Thomas More's state semifinal win over Benton in 2012...also lettered twice in track and field...in addition to her prep career, played for the Kenner Angels club team where she helped the Angels win the 2012 AAU 11th Grade National Championship...off the court, was a member of the Honor Roll, Top Cat and Break Fast of Champions.

**Personal:** Born Paije Monique Hall on May 15, 1995, in Memphis, Tenn... daughter of Carl and Sybil Hall...has one brother, Thurston, one sister, Ndia... father, Carl, played football at Tulane from 1977-80 and was selected by the Green Bay Packers in the 10th round of the 1981 NFL Draft...uncle, Charlie Hall, played football at Tulane from 1972-74, claimed All-America honors in 1973, was selected by the New Orleans Saints in the fourth round of the 1975 NFL Draft, played professionally for the Jacksonville Sharks/Express of the World Football League and served as an assistant coach with the Green Wave from 1977-82...undecided on major.



## #13 Caylah Cruickshank

Guard • 5-9 • Freshman  
Montreal, Quebec, Canada  
Dawson College

**High School:** Two-year letterwinner at Dawson College for coach Trevor Williams ... rated a three-star recruit by CrownScout.com...helped lead the Blues to a combined 32-7 record, including an 18-0 regular season and a silver medal at the Provincials and Nationals as a junior, and a pair of playoff appearances ... as a senior, was elected team captain, helped the team win the bronze medal at the Division I Provincials and claimed Academic Merit Scholar honors ... tabbed Rookie of the Year as junior...invited to the 2013 Canadian Junior National Team tryouts and participated in both the GPS (Games, Practice, Skills) Invitational and Mid-Atlantic NCAA Summer Skills Select Exposure Camp in 2012 ... previously played at St. Thomas High where she helped the team to the 2008, 2009, 2010 and 2012 gold medal championship victory ... At St. Thomas, she averaged 25.2 PPG and won MVP honors each year ... Played AAU ball for the TW Bluehounds where she was a two-time All-Star at the USJN 17U National Championships ... Top academic student as a senior in RSEQ League ... Member of the National Society of High School Scholars.

**Personal:** Born Caylah Chantal Cruickshank on Nov. 13, 1994, in Montreal, Quebec ... daughter of John and Hilarie Cruickshank ... has two brothers: Kadeeme (played basketball at Vanier College) and Kimond (played basketball for the Sun Youth Hornets) ... undecided on major.



## #1 Brook LaFloe

Guard • 5-2 • Senior  
St. Paul, Minn.  
Macalester College

**2013-14:** Played in four games in her first season with the Green Wave, tallying six total minutes on the court.

**Previous:** Played previous two seasons at Macalester College ... Attended John A. Johnson High ... Was a National Honor Society member, Top-10 in her graduating class, and a Gates Millennium Scholarship recipient.

**Personal:** Born September 29, 1993 in Coon Rapids, Minnesota ... Daughter of Janice LaFloe and Jeff DuBois ... Has an older brother Alex and a younger brother Dakota ... Enjoys cooking, running, rollerblading, cars, and exploring the outdoors ... Favorite athlete is Michael Jordan ... Fun fact: is the great-great granddaughter of her tribe's (Turtle Mountain Band of Chippewa) last chief, Little Shell ... Future plans include obtaining a doctorate degree in Neuroscience and work in academia teaching and doing research.



## #3 Kolby Morgan

Guard • 5-8 • Freshman  
New Orleans, La.  
John Curtis Christian

**High School:** Four-year letterwinner at John Curtis Christian for former Tulane All-American Barbara Farris ... Helped lead the Patriots to a combined 118-17 overall record and a perfect 40-0 mark in district play and four consecutive trips to the playoffs with District 9-2A title her first two prep seasons, the District 10-2A crown as a junior and a District 11-3A championship as a senior ... Guided Curtis to a state title as a sophomore, a state runner-up showing as a junior, and trips to the quarterfinals and semifinals as a freshman and senior, respectively ... Graduated as John Curtis' all-time leading scorer with 2,229 points, claiming all-district honors all four seasons and all-state recognition her final three campaigns ... As a senior, named first-team all-state, Times-Picayune New Orleans Small Schools Girls Basketball Player of the Year and Louisiana 3A MVP after averaging 22.6 points, 6.4 rebounds, 3.7 assists, 2.5 steals and 1.7 blocks per game while connecting at a .489 clip from the field (310-of-634), .384 from beyond the 3-point arc (87-of-227) and .756 from the free throw line (152-of-201) ... Tabbed first-team all-state, all-metro and district MVP as a junior after averaging better than 24 points, five rebounds and three assists per game while shooting .480 from the field and .352 from 3-point land ... As a sophomore, named second-team all-state after averaging 13.4 points, 5.1 rebounds, 3.2 steals and 2.3 assists per game while connecting at a .483 clip from the field with a .353 mark from beyond the 3-point arc...played AAU ball for nationally-prominent Angels Basketball where she helped the team win the 2012 AAU National U16 Championship at the Disney Wide World of Sports in Orlando and finish fifth in the AAU National Tournament in 2013...off the court, graduated Magna Cum Laude, was a member of the National Honor Society and claimed the Citizenship Award.

### Personal

Born Kolby Brennan Morgan on July 15, 1996, in New Orleans, La ... Daughter of Sam and Detra Morgan ... Has two brothers, Malik and Kai ... Mother, Detra, played volleyball at LSU; father, Sam, played basketball at Southern; brother, Malik, played two seasons of basketball at LSU before transferring to Tulane for the 2014-15 academic year... Undecided on major.



# 2013-14 Season Stats



## 2013-14 TULANE GREEN WAVE FINAL CUMULATIVE STATISTICS

Overall: 20-11 Home: 11-5 Road: 7-5 Neutral: 2-1

Player	GP-S	Min/Avg.	Total FGM-A/Pct.	3-Point 3PM-A/Pct.	F-Throw FTM-A/Pct.	Rebounds O-D-T/Avg.	PF-DQ	A	TO	BL	ST	Pts/Avg.
Blagg, Danielle	27-23	781/28.9	113-317/.356	61-155/.394	36-54/.667	39-90-129/4.8	53-0	25	54	12	20	323/12.0
Dale, Tiffany	30-27	855/28.5	132-229/.576	0-1/.000	92-130/.708	87-156-243/8.1	70-1	32	65	49	34	356/11.9
Kaplan, Jamie	31-31	1017/32.8	120-306/.392	21-80/.263	100-146/.685	15-75-90/2.9	46-0	209	110	1	37	361/11.6
Vorpahl, Leslie	30-14	752/25.1	84-225/.373	36-109/.330	62-81/.765	15-57-72/2.4	57-0	94	69	1	32	266/8.9
Ebomwonyi, Adesuwu	31-23	803/25.9	107-235/.455	14-49/.286	36-52/.692	103-117-220/7.1	74-0	43	43	13	46	264/8.5
Duru, Chinwe	30-11	560/18.7	77-168/.458	0-0/.000	42-60/.700	46-91-137/4.6	90-3	12	33	39	9	196/6.5
Latham, Courtnie	31-9	676/21.8	73-173/.422	8-33/.242	40-55/.727	30-72-102/3.3	44-0	60	59	6	36	194/6.3
Jones, Tierra	31-17	517/16.7	31-90/.344	0-0/.000	42-77/.545	53-82-135/4.4	85-2	19	42	7	31	104/3.4
Magee, Katye	27-0	211/7.8	14-48/.292	12-41/.293	5-6/.833	6-10-16/0.6	7-0	6	5	2	6	45/1.7
Rogers, Morgan	16-0	88/5.5	6-25/.240	0-0/.000	7-14/.500	9-14-23/1.4	15-1	0	8	1	2	19/1.2
LaFloe, Brook	4-0	6/1.5	0-1/.000	0-0/.000	0-0/.000	0-0-0/0.0	1-0	0	0	0	0	0/0.0
Blankenship, Brook	6-0	9/1.5	0-1/.000	0-0/.000	0-0/.000	0-0-0/0.0	0-0	1	0	0	0	0/0.0
<b>Team</b>						58-49-107	1		14			
Tulane	31	6275	757-1818/.416	152-468/.325	462-675/.684	461-813-1274/41.1	543-7	501	502	131	253	2128/68.6
Opponents	31	6275	708-1838/.385	170-573/.297	391-582/.672	421-733-1154/37.2	589-0	419	499	93	251	1977/63.8

## 2013-14 TULANE GREEN WAVE FINAL C-USA STATISTICS

Overall: 11-5 Home: 5-3 Road: 6-2 Neutral: 0-0

Player	GP-S	Min/Avg.	Total FGM-A/Pct.	3-Point 3PM-A/Pct.	F-Throw FTM-A/Pct.	Rebounds O-D-T/Avg.	PF-DQ	A	TO	BL	ST	Pts/Avg.
Dale, Tiffany	16-15	459/28.7	84-131/.641	0-0/.000	51-67/.761	44-84-128/8.0	43/1	20	37	30	17	219/13.7
Blagg, Danielle	16-15	492/30.8	69-182/.379	32-85/.376	20-32/.625	24-65-89/5.6	33/0	13	33	8	11	190/11.9
Kaplan, Jamie	16-16	542/33.9	63-157/.401	10-42/.238	49-75/.653	12-42-54/3.4	27/0	120	53	0	21	185/11.6
Ebomwonyi, Adesuwu	16-16	401/25.1	57-123/.463	6-30/.200	15-23/.652	47-58-105/6.6	41/0	23	21	8	21	135/8.4
Vorpahl, Leslie	15-1	351/23.4	38-103/.369	16-53/.302	30-42/.714	4-29-33/2.2	24/0	50	32	1	16	122/8.1
Latham, Courtnie	16-6	358/22.4	42-95/.442	5-20/.250	18-25/.720	22-28-50/3.1	22/0	37	27	5	22	107/6.7
Duru, Chinwe	16-1	278/17.4	39-86/.453	0-0/.000	22-30/.733	22-42-64/4.0	47/0	6	17	15	4	100/6.3
Jones, Tierra	16-10	242/15.1	9-43/.209	0-0/.000	23-39/.590	20-31-51/3.2	44/2	5	19	5	11	41/2.6
Rogers, Morgan	8-0	40/5.0	2-6/.333	0-0/.000	6-10/.600	4-6-10/1.3	6/0	0	6	0	1	10/1.3
Magee, Katye	14-0	83/5.9	4-17/.235	4-15/.267	0-0/.000	2-2-4/0.3	2/0	3	0	0	3	12/0.9
LaFloe, Brook	1-0	1/1.0	0-0/.000	0-0/.000	0-0/.000	0-0-0/0.0	0/0	0	0	0	0	0/0.0
Blankenship, Brook	2-0	3/1.5	0-0/.000	0-0/.000	0-0/.000	0-0-0/0.0	0/0	0	0	0	0	0/0.0
<b>Team</b>						31-33-64	1		5			
Tulane	16	3250	407-943/.432	73-245/.298	234-343/.682	232-420-652/40.8	290-3	277	250	72	127	1121/70.1
Opponents	16	3250	368-952/.387	94-325/.289	222-316/.703	218-371-589/36.8	292-0	230	237	51	129	1052/65.8



# 2013-14 Results

Date	Opponent	Result	Score	Record	Attendance	High Points	High Rebounds	High Assists
11/8	New Orleans	W	81-46	1-0	1227	Ebomwonyi (20)	Ebomwonyi (15)	Kaplan (13)
11/11	McNeese St	W	74-49	2-0	812	Kaplan (20)	Duru (11)	Vorpahl (5)
11/19	Southeastern	W	80-52	3-0	618	Dale (16)	Ebomwonyi (11)	Kaplan (9)
11/22	UNC-Wilmington	W	55-50	4-0	331	Duru (18)	Dale (9)	Kaplan (6)
11/24	NC State	L	55-69	4-1	801	Vorpahl (22)	Dale (9)	Kaplan (4)
11/30	Ole Miss	L	66-89	4-2	316	Dale (17)	Dale (16)	Kaplan (6)
12/3	Auburn	L	52-62	4-3	1611	Kaplan (18)	Ebomwonyi (14)	Jones (3)
12/8	Loyola New Orleans	W	82-66	5-3	673	Vorpahl (20)	Jones (10)	Kaplan (6)
12/20	Virginia	W	79-72	6-3	1453	Blagg (25)	Ebomwonyi (11)	Kaplan (8)
12/21	Saint Francis	W	89-67	7-3	1832	Blagg (23)	Ebomwonyi (9)	Kaplan (5)
12/28	Northeastern	W	85-49	8-3	879	Blagg (20)	Dale (12)	Kaplan (10)
12/29	Indiana St	W	51-45	9-3	854	Kaplan (19)	Dale/Ebomwonyi (7)	Kaplan (3)
1/5	LSU	L	35-63	9-4	2844	Kaplan (10)	Dale (9)	Kaplan (4)
1/9	Marshall	W	77-61	10-4	349	Dale (18)	Dale (12)	Kaplan (10)
1/11	Old Dominion	W	92-62	11-4	2158	Blagg (22)	Blagg/Dale (7)	Vorpahl/Kaplan (9)
1/15	East Carolina	L	65-69	11-5	418	Dale/Kaplan (18)	Ebomwonyi (9)	Kaplan (8)
1/18	Southern Miss	W	73-71	12-5	1493	Vorpahl (20)	Dale (13)	Kaplan (9)
1/22	Charlotte	W	78-76	13-5	839	Blagg (19)	Ebomwonyi (8)	Kaplan (6)
1/25	Louisiana Tech	W	75-61	14-5	618	Dale (22)	Dale (10)	Kaplan (7)
1/29	Rice	W	62-55	15-5	402	Kaplan (16)	Ebomwonyi (8)	Kaplan/Vorpahl (5)
2/1	UTEP	L	72-86	15-6	764	Dale (18)	Dale (9)	Kaplan (11)
2/5	North Texas	W	56-55	16-6	1067	Latham (12)	Ebomwonyi (10)	Vorpahl (5)
2/8	UTSA	W	68-54	17-6	910	Latham/Kaplan (14)	Latham (6)	Kaplan (7)
2/12	FAU	W	74-62	18-6	481	Dale/Blagg (17)	Ebomwonyi (10)	Kaplan (7)
2/15	FIU	W	66-55	19-6	642	Dale (18)	Dale (12)	Latham (6)
2/22	UAB	L	79-81	19-7	397	Blagg (21)	Dale/Ebomwonyi (7)	Kaplan (12)
2/26	Tulsa	W	65-61	20-7	940	Kaplan (17)	Ebomwonyi (9)	Kaplan (7)
3/1	Southern Miss	L	67-79	20-8	1566	Dale (21)	Kaplan (12)	Kaplan (5)
3/5	Middle Tennessee	L	52-64	20-9	848	Blagg (18)	Dale (7)	Kaplan (10)
3/13	FIU	L	55-69	20-10	2401	Dale (17)	Dale (12)	Kaplan (6)
3/20	Mississippi St	L	68-77	20-11	1059	Kaplan (17)	Ebomwonyi (10)	Kaplan (5)

## Green Wave Starting Lineups

Opponent	G	G	G/F	G/F	F/C
vs New Orleans	Kaplan	Latham	Ebomwonyi	Dale	Duru
vs McNeese St	Kaplan	Vorpahl	Ebomwonyi	Dale	Duru
vs Southeastern	Kaplan	Vorpahl	Ebomwonyi	Dale	Duru
at UNC-Wilmington	Kaplan	Vorpahl	Ebomwonyi	Dale	Duru
at NC State	Kaplan	Vorpahl	Ebomwonyi	Dale	Duru
vs Ole Miss	Kaplan	Vorpahl	Ebomwonyi	Dale	Duru
at Auburn	Kaplan	Vorpahl	Blagg	Jones	Dale
vs Loyola	Kaplan	Vorpahl	Blagg	Jones	Dale
vs Virginia	Kaplan	Vorpahl	Blagg	Jones	Dale
vs Saint Francis	Kaplan	Vorpahl	Blagg	Jones	Duru
vs Northeastern	Kaplan	Vorpahl	Blagg	Jones	Duru
vs Indiana St	Kaplan	Vorpahl	Blagg	Jones	Duru
vs LSU	Kaplan	Vorpahl	Blagg	Jones	Dale
at Marshall	Kaplan	Blagg	Jones	Ebomwonyi	Dale
at Old Dominion	Kaplan	Blagg	Jones	Ebomwonyi	Dale
vs East Carolina	Kaplan	Blagg	Jones	Ebomwonyi	Dale
vs Southern Miss	Kaplan	Blagg	Jones	Ebomwonyi	Dale
at Charlotte	Kaplan	Blagg	Jones	Ebomwonyi	Dale
vs Louisiana Tech	Kaplan	Blagg	Jones	Ebomwonyi	Dale
at Rice	Kaplan	Blagg	Jones	Ebomwonyi	Dale
vs UTEP	Kaplan	Blagg	Jones	Ebomwonyi	Dale
vs North Texas	Kaplan	Blagg	Jones	Ebomwonyi	Dale
at UTSA	Kaplan	Blagg	Jones	Ebomwonyi	Dale
at FAU	Kaplan	Vorpahl	Latham	Ebomwonyi	Dale
vs FIU	Kaplan	Blagg	Latham	Ebomwonyi	Dale
at UAB	Kaplan	Blagg	Latham	Ebomwonyi	Duru
vs Tulsa	Kaplan	Blagg	Latham	Ebomwonyi	Dale
vs Middle Tennessee	Kaplan	Blagg	Latham	Ebomwonyi	Dale
vs FIU	Kaplan	Blagg	Latham	Ebomwonyi	Dale
at Mississippi St.	Kaplan	Vorpahl	Latham	Dale	Duru

## Green Wave Scoring Breakdown

Opponent	In Paint	Off TO	2nd Chance	Fast Break	Bench
vs New Orleans	38-16	24-7	22-6	13-2	23-14
vs McNeese St.	32-14	19-9	12-10	15-0	22-20
vs Southeastern	40-28	20-19	13-5	13-4	13-13
at UNC Wilmington	26-32	10-14	7-11	4-4	11-7
at NC State	14-20	10-20	6-16	0-2	19-14
vs Ole Miss	22-38	15-12	11-17	5-6	31-24
at Auburn	18-24	18-15	11-14	4-4	17-12
vs Loyola	40-32	21-26	17-2	12-6	18-6
vs Virginia	16-24	28-19	24-12	0-0	24-12
vs Saint Francis	30-22	23-17	17-8	4-0	25-10
vs Northeastern	44-20	12-8	12-6	6-4	29-12
vs Indiana St.	28-26	19-10	14-12	6-2	21-4
vs LSU	8-14	7-29	14-6	2-4	8-21
at Marshall	37-26	10-14	13-4	9-6	23-4
at Old Dominion	36-32	12-5	21-15	4-4	35-15
vs East Carolina	36-28	19-19	17-13	4-5	21-22
vs Southern Miss	18-34	15-18	12-7	7-10	40-27
at Charlotte	28-36	23-8	8-15	10-6	18-20
vs Louisiana Tech	30-26	21-11	15-10	12-4	15-9
at Rice	28-18	7-11	9-11	0-0	22-16
vs UTEP	34-32	24-18	10-10	12-12	22-26
vs North Texas	36-30	18-17	25-7	8-6	27-18
at UTSA	38-28	8-7	4-5	10-0	37-21
at FAU	34-28	10-20	5-9	10-4	27-36
vs FIU	36-22	14-20	11-11	17-7	7-9
at UAB	40-22	20-18	18-11	0-2	17-5
vs Tulsa	22-32	14-19	13-11	2-4	9-41
vs Middle Tennessee	22-24	10-17	14-13	6-0	11-21
vs FIU	30-38	10-23	6-12	12-4	18-0
at Mississippi St.	30-26	8-10	10-18	2-6	22-21

\*Tulane-Opponent format



# 2013-14 Season Stats

## GAME BY GAME TEAM COMPARISONS

Opponent	1st	2nd	OT	Score	Margin	Total FG	FG%	3PT FG	3-FG%	Free Throws	FT%	Rebs	A	TO	Blk	Stl	Fouls
New Orleans	35/18	46/28		81/46	+35	32-66/16-49	.485/.327	6-14/3-11	.429/.273	11-19/11-23	.579/.478	50/29	20/11	14/21	8/2	11/4	19/17
McNeese St.	33/30	41/19		74/49	+25	25-52/20-65	.481/.308	6-13/5-21	.462/.238	18-28/4-6	.643/.667	43/35	17/11	11/13	6/2	6/6	9/26
Southeastern	39/24	41/28		80/52	+28	34-76/20-53	.447/.377	8-13/3-12	.615/.250	4-9/9-19	.444/.474	51/31	26/12	15/20	4/3	10/9	16/10
at UNC Wilmington	31/23	24/27		55/50	+5	18-42/19-65	.429/.292	2-6/2-20	.333/.100	17-27/10-19	.630/.526	40/41	13/4	18/10	3/3	3/7	19/21
at NC St.	23/31	32/38		55/69	-14	16-45/25-62	.356/.403	5-8/8-23	.625/.348	18-21/11-16	.857/.688	33/39	9/18	18/12	1/5	4/8	18/21
Ole Miss	28/41	38/48		66/89	-23	20-58/32-62	.345/.516	3-18/7-16	.167/.438	23-30/18-27	.767/.667	39/40	12/21	17/13	3/3	10/11	19/20
at Auburn	20/37	32/25		52/62	-10	16-60/22-56	.267/.393	3-15/5-11	.200/.455	17-28/13-22	.607/.591	46/45	8/16	17/17	5/5	10/8	19/23
Loyola (N.O.)	47/29	35/37		82/66	+16	30-60/26-63	.500/.413	5-16/9-20	.313/.450	17-23/5-8	.739/.625	40/34	18/18	21/23	4/1	9/14	13/19
vs Virginia	39/28	26/37	14/7	79/72	+7	19-54/26-63	.352/.413	10-24/7-21	.417/.333	31-45/13-21/	.689/.619	44/41	14/14	19/22	1/2	10/8	23/34
vs Saint Francis	42/42	47/25		89/67	+22	29-58/21-60	.500/.350	7-19/7-24	.368/.292	24-29/18-22	.828/.818	43/30	15/12	21/21	3/0	8/6	20/26
Northeastern	50/24	35/25		85/49	36	35-67/18-61	.522/.295	7-19/3-19	.368/.158	8-13/10-20	.615/.500	49/36	29/8	11/17	5/2	7/4	16/14
Indiana St.	25/18	26/27		51/45	+6	18-52/19-57	.346/.333	4-12/1-9	.333/.111	11-20/6-10	.550/.600	36/43	11/7	16/21	4/0	10/8	11/20
LSU	13/33	22/30		35/63	-28	11-53/23-52	.208/.442	4-19/9-18	.211/.500	9-14/8-8	.643/1.000	36/34	8/15	25/22	4/3	11/14	14/17
at Marshall	37/35	40/26		77/61	+16	28-62/18-56	.452/.321	8-19/5-25	.421/.200	13-19/20-27	.684/.741	47/33	21/12	15/12	4/3	5/8	24/17
at Old Dominion	41/22	51/40		92/62	+30	36-63/22-58	.571/.379	9-18/5-25	.500/.200	11-15/13-19	.733/.684	40/28	26/7	9/11	1/2	6/4	16/12
East Carolina	33/33	32/36		65/69	-4	22-52/24-58	.423/.414	2-8/7-19	.250/.368	19-32/14-18	.594/.778	32/42	14/18	12/19	10/5	7/6	18/25
Southern Miss	30/31	32/31	11/9	73/71	+2	22-59/25-63	.373/.397	7-14/4-17	.500/.235	22-35/17-32	.629/.531	55/38	17/17	31/16	5/1	9/16	26/24
at Charlotte	29/26	36/39	13/11	78/76	+2	26-61/26-62	.426/.419	7-15/3-12	.467/.250	19-28/21-27	.679/.778	38/39	18/12	12/14	3/5	8/3	22/19
Louisiana Tech	35/26	40/35		75/61	+14	23-54/23-61	.426/.377	3-13/5-25	.231/.200	26-34/10-13	.765/.769	38/37	16/14	13/18	2/3	11/7	15/25
at Rice	28/28	34/27		62/55	+7	24-57/19-55	.421/.345	2-9/5-21	.222/.238	12-21/12-21	.571/.571	40/40	15/11	12/15	2/2	8/6	20/18
UTEP	35/28	37/58		72/86	+14	27-75/29-65	.360/.446	3-27/11-22	.111/.500	15-21/17-22	.714/.773	40/53	20/26	10/20	5/7	9/8	20/18
North Texas	21/39	35/16		56/55	+1	22-67/23-53	.328/.434	2-25/5-19	.008/.263	10-12/4-8	.833/.500	41/37	11/16	18/23	4/3	18/11	10/14
at UTSA	26/30	42/24		68/54	+14	26-55/19-56	.473/.339	6-15/4-17	.400/.235	10-11/12-19	.909/.632	35/36	18/11	16/15	7/7	10/9	17/14
at FAU	37/31	37/31		74/62	+12	28-59/22-60	.475/.367	6-18/6-21	.333/.286	12-16/12-19	.750/.632	48/25	19/8	22/12	3/1	4/10	19/19
FIU	29/23	37/32		66/55	+11	25-53/20-65	.472/.308	2-11/5-15	.182/.333	14-19/10-16	.737/.625	46/34	16/12	17/10	3/1	7/12	14/19
at UAB	34/33	45/48		81/79	+2	32-61/26-58	.525/.448	7-12/10-22	.583/.455	8-16/19-21	.500/.905	32/36	20/20	14/15	5/4	9/8	18/17
Tulsa	28/25	37/36		65/61	+4	21-49/26-60	.429/.433	5-19/7-22	.263/.318	18-27/2-5	.667/.400	38/31	13/16	13/13	4/0	5/7	12/19
at Southern Miss	34/39	33/40		67/79	-12	23-60/27-63	.383/.429	1-11/5-15	.091/.333	20-30/20-28	.667/.714	47/39	14/20	20/14	5/6	8/8	21/21
Middle Tenn. St.	52/64	24/28		52/64	-12	22-56/19-59	.393/.322	3-11/7-28	.273/.250	5-7/19-21	.714/.905	35/41	19/10	16/10	9/1	3/6	18/11
vs FIU	26/34	29/35		55/69	-14	21-66/28-56	.318/.500	4-17/2-8	.235/.250	9-14/11-17	.643/.647	33/46	12/9	13/17	1/3	10/7	17/12
at Mississippi St.	33/41	35/36		68/77	-9	26-66/25-62	.394/.403	5-10/5-15	.500/.333	11-12/22-28	.917/.786	39/41	12/13	16/13	7/8	7/8	20/17

\*Tulane/Opponent format

### Tulane's Record When...

At Home.....	11-5
On The Road.....	7-5
At Neutral Site.....	2-1
Leads At Halftime.....	15-2
Trails At Halftime.....	3-8
Tied At Halftime.....	2-1
Leads With 2:00 Remaining.....	18-0
Trails With 2:00 Remaining.....	1-10
Tied With 2:00 Remaining.....	1-1
In Overtime.....	3-0
Has More Rebounds.....	15-3
Opponent Has More Rebounds.....	4-8
Rebounds Are Tied.....	1-0
Shoots Higher FG Pct.....	16-3
Opponent Shoots Higher FG Pct.....	4-8
FG Pct. Is Tied.....	0-0
Hits Less Than 29.9% Of FGs.....	0-2
Hits 30-39.9% Of FGs.....	4-7
Hits 40-49.9% Of FGs.....	12-1
Hits 50-59.9% Of FGs.....	4-1
Hits 60% Or Better FGs.....	0-0
Opp. Hits Less Than 29.9% Of FGs.....	2-0
Opp. Hits 30-39.9% Of FGs.....	13-2
Opp. Hits 40-49.9% Of FGs.....	5-7
Opp. Hits 50-59.9% Of FGs.....	0-2
Opp. Hits 60% Or Better FGs.....	0-0
Has More FGs.....	12-3
Opponent Has More FGs.....	6-8
FGs Are Tied.....	2-0
Shoots Higher FT Pct.....	13-4
Opponent Shoots Higher FT Pct.....	6-7
FT Pct. Is Tied.....	1-0
Shoots More FTs.....	12-6
Opponent Shoots More FTs.....	7-5
FTs Are Tied.....	1-0
Makes More FTs.....	11-6
Opponent Makes More FTs.....	6-4
FTs Made Are Tied.....	3-1

Shoots 70% or Better From FT Line.....	8-5
Shoots 50-69% From FT Line.....	11-6
Shoots Less Than 50% From The Line.....	1-0
Makes More 3FGs.....	11-1
Opponent Makes More 3FGs.....	6-9
3FGs Are Tied.....	3-1
Has More Assists.....	14-2
Opponent Has More Assists.....	2-8
Assists Are Tied.....	4-1
Has More Steals.....	12-5
Opponent Has More Steals.....	7-5
Steals Are Tied.....	1-1
Has More Blocks.....	13-4
Opponent Has More Blocks.....	4-5
Blocks Are Tied.....	3-2
Has 1 Player Score Double Figures.....	0-2
Has 2 Players Score Double Figures.....	3-4
Has 3 Players Score Double Figures.....	7-4
Has 4 Players Score Double Figures.....	8-1
Has 5 Players Score Double Figures.....	1-0
Has 6 Players Score Double Figures.....	1-0
Scores 39 or Less Points.....	0-1
Scores 40-49 Points.....	0-0
Scores 50-59 Points.....	3-4
Scores 60-69 Points.....	4-4
Scores 70-79 Points.....	7-2
Scores 80-89 Points.....	5-0
Scores 90+ Points.....	1-0
Plays At Night.....	11-4
Plays During The Day.....	9-7
Plays On Sunday.....	2-2
Plays On Monday.....	1-0
Plays On Tuesday.....	1-1
Plays On Wednesday.....	5-2
Plays On Thursday.....	1-2
Plays On Friday.....	3-0
Plays On Saturday.....	7-4



Tiffany Dale



## TULANE TEAM HIGHS

Points	92	at Old Dominion (1/11/14)
Field Goals Made	36	at Old Dominion (1/11/14)
Field Goals Attempted	76	vs Southeastern (11/19/13)
FG %	.571 (36-63)	at Old Dominion (1/11/14)
3PT FG Made	10	vs Virginia (12/20/13)
3PT FG Attempted	27	vs UTEP (2/1/14)
3PT FG %	.625 (5-8)	at NC State (11/24/13)
FT Made	31	vs Virginia (12/20/13)
FT Attempted	45	vs Virginia (12/20/13)
FT %	.917 (11-12)	at Mississippi State (3/20/14)
Rebounds	55	vs Southern Miss (1/18/14)
Assists	29	vs Northeastern (12/28/13)
Steals	18	vs North Texas (2/5/14)
Blocked Shots	10	vs East Carolina (1/15/14)
Turnovers	31	vs Southern Miss (1/18/14)
Fouls	26	vs Southern Miss (1/18/14)

## TULANE TEAM LOWS

Points	35	vs LSU (1/5/14)
Field Goals Made	11	vs LSU (1/5/14)
Field Goals Attempted	42	at UNC Wilmington (11/22/13)
FG %	.208 (11-53)	vs LSU (1/5/14)
3PT FG Made	1	at Southern Miss (3/1/14)
3PT FG Attempted	6	at UNC Wilmington (11/22/13)
3PT FG %	.080 (2-25)	vs North Texas (2/5/14)
FT Made	4	vs Southeastern (11/19/13)
FT Attempted	7	vs Middle Tennessee (3/5/14)
FT %	.444 (4-9)	vs Southeastern (11/19/13)
Rebounds	32	vs East Carolina (1/15/14)
Assists	8	at Auburn (12/3/13)
Steals	3	at UNC Wilmington (11/22/13)
Blocked Shots	1, 4x	last at NC State (11/24/13)
Turnovers	9	at Old Dominion (1/11/14)
Fouls	9	vs McNeese State (11/11/13)

## OPPONENT TEAM HIGHS

Points	89	vs Ole Miss (11/30/13)
Field Goals Made	32	vs Ole Miss (11/30/13)
Field Goals Attempted	65, 4x	last vs FIU (2/15/14)
FG %	.516 (32-62)	vs Ole Miss (11/30/13)
3PT FG Made	11	vs UTEP (2/1/14)
3PT FG Attempted	28	vs Middle Tennessee (3/5/14)
3PT FG %	.500 (11-22)	vs UTEP (2/1/14)
FT Made	22	at Mississippi State (3/20/14)
FT Attempted	32	vs Southern Miss (1/18/14)
FT %	1.000 (8-8)	vs LSU (1/5/14)
Rebounds	53	vs UTEP (2/1/14)
Assists	26	vs UTEP (2/1/14)
Steals	16	vs Southern Miss (1/18/14)
Blocked Shots	8	at Mississippi State (3/20/14)
Turnovers	23, 2x	last vs North Texas (2/5/14)
Fouls	34	vs Virginia (12/20/13)

## OPPONENT TEAM LOWS

Points	45	vs Indiana State (12/29/13)
Field Goals Made	16	vs New Orleans (11/8/13)
Field Goals Attempted	49	vs New Orleans (11/8/13)
FG %	.292 (19-65)	at UNC Wilmington (11/22/13)
3PT FG Made	1	vs Indiana State (12/29/13)
3PT FG Attempted	8	vs FIU (3/13/14)
3PT FG %	.100 (2-20)	at UNC Wilmington (11/22/13)
FT Made	2	vs Tulsa (2/26/14)
FT Attempted	5	vs Tulsa (2/26/14)
FT %	.400 (2-5)	vs Tulsa (2/26/14)
Rebounds	25	at FAU (2/12/14)
Assists	4	at UNC Wilmington (11/22/13)
Steals	3	at Charlotte (1/22/14)
Blocked Shots	0, 3x	last vs Saint Francis (12/21/13)
Turnovers	10, 3x	last at UNC Wilmington (11/22/13)
Fouls	10	vs Southeastern (11/19/13)

## TULANE INDIVIDUAL GAME HIGHS

Points	25	Danielle Blagg (12/20/13)
Field Goals Made	8, 11x	last, Jamie Kaplan (3/20/14)
Field Goals Attempted	20	Danielle Blagg (12/20/13)
FG % (Min. 5 made)	.889 (8-9)	Tiffany Dale (2/1/14)
3PT FG Made	7	Danielle Blagg (12/20/13)
3PT FG Attempted	13	Danielle Blagg (12/20/13)
3PT FG % (Min. 3 made)	1.000 (3-3)	Adesuwa Ebomwonyi (11/19/13)
FT Made	12	Tiffany Dale (1/25/14)
FT Attempted	15	Jamie Kaplan (1/15/14)
FT % (Min. 10 made)	1.000 (12-12)	Tiffany Dale (1/25/14)
Rebounds	16	Tiffany Dale (11/30/13)
Assists	13	Jamie Kaplan (11/08/13)
Steals	6	Adesuwa Ebomwonyi (1/30/14)
Blocked Shots	6	Tiffany Dale (3/5/14)
Turnovers	8	Jamie Kaplan (1/18/14)
Fouls	5, 7x	last, Chinwe Duru (3/20/14)

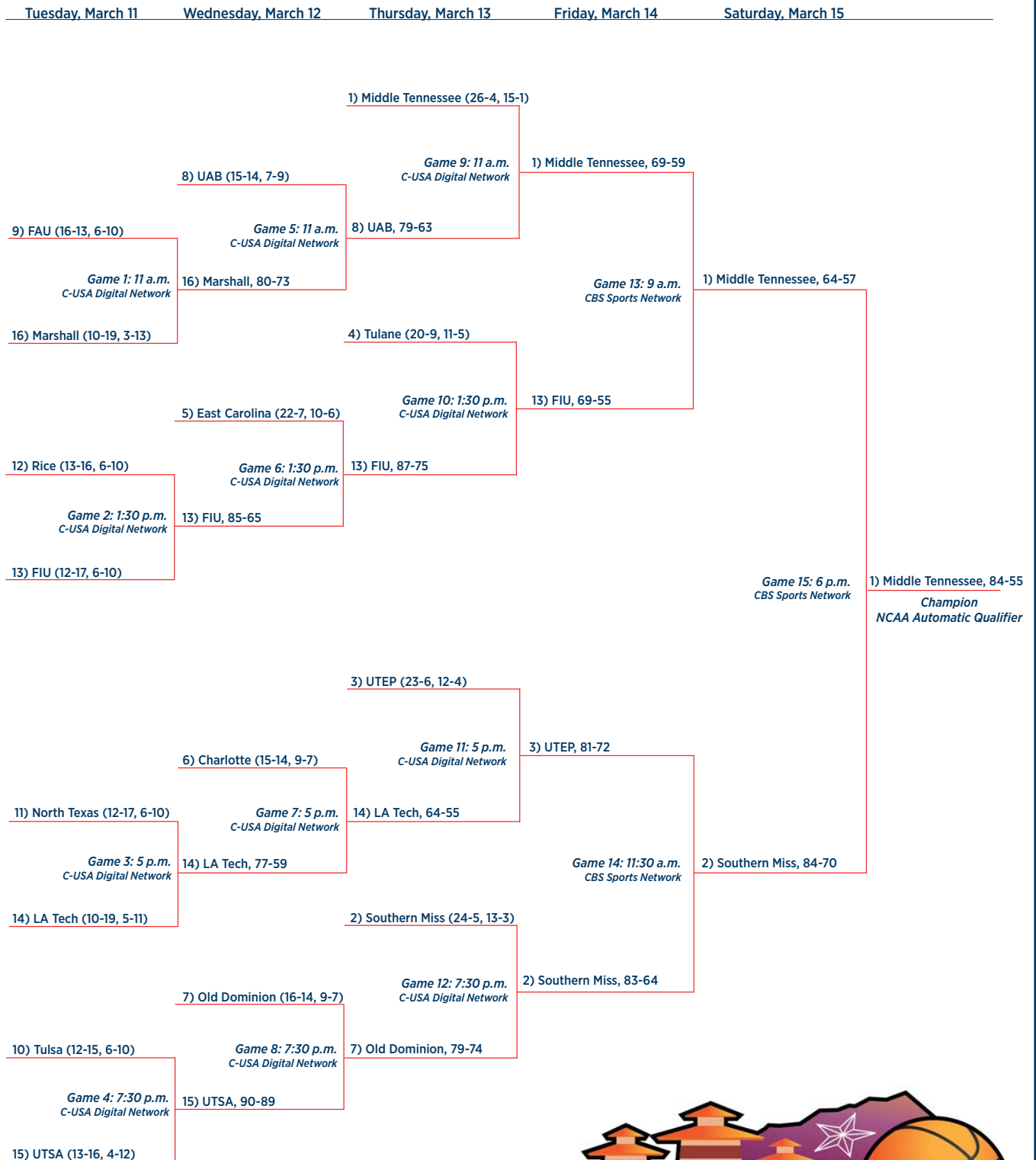
## OPPONENT INDIVIDUAL GAME HIGHS

Points	34	Jerica Coley, FIU (3/13/14)
Field Goals Made	13	Jerica Coley, FIU (3/13/14)
Field Goals Attempted	30	Jerica Coley, FIU (2/15/14)
FG % (Min. 5 made)	1.000 (7-7), 2x	last, Tynia McKinzie, FIU (3/13/14)
3PT FG Made	5, 3x	last, Chelsea Black, UAB (2/22/14)
3PT FG Attempted	10, 2x	last, Maya Hawkins, Rice (1/29/14)
3PT FG % (Min. 3 made)	.800 (4-5)	Lexie Gerson, UVA (12/20/13)
FT Made	13	Diara Moore, Ole Miss (11/30/13)
FT Attempted	16	Diara Moore, Ole Miss (11/30/13)
FT % (Min. 10 made)	1.000 (10-10), 2x	last, E. Rowe, MT (3/5/14)
Rebounds	18	Kayla Thornton, UTEP (2/1/14)
Assists	13	Jamierra Faulkner, USM (1/18/14)
Steals	6	Jamierra Faulkner, USM (1/8/14)
Blocked Shots	5	Martha Alwal, MSU (3/20/14)
Turnovers	6	Christstasia Walter, LaT (1/25/14)
Fouls	5, 13x	last, A. Clark, Tulsa (2/26/14)



# 2014 Conference-USA Tournament

## 2014 Women's Basketball Championship Bracket





# Conference-USA in Review

## FINAL STANDINGS

Rk	Team	C-USA	Pct.	Overall	Pct.
1.	Middle Tenn.	15-1	.938	29-4	.879
2.	Southern Miss	13-3	.813	26-6	.813
3.	UTEP	12-4	.750	24-7	.774
4.	<b>TULANE</b>	<b>11-5</b>	<b>.688</b>	<b>20-11</b>	<b>.645</b>
5.	East Carolina	10-6	.625	22-8	.733
6.	Old Dominion	9-7	.563	17-15	.531
	Charlotte	9-7	.563	15-15	.500
8.	UAB	7-9	.438	16-15	.516
9.	FAU	6-10	.375	16-14	.533
	FIU	6-10	.375	15-18	.455
	Rice	6-10	.375	13-17	.433
	Tulsa	6-10	.375	12-16	.429
	North Texas	6-10	.375	12-18	.400
14.	UTSA	5-11	.313	12-20	.375
15.	Marshall	4-12	.250	14-47	.452
16.	Western Ky.	3-13	.188	11-20	.355



## 2013-14 CONFERENCE-USA POSTSEASON AWARDS

### All-C-USA First Team

Jada Payne, So., G, E. Carolina  
 Jerica Coley, Sr., PG, FIU  
 Ebony Rowe, Sr., F, Middle Tenn.  
 Shae Kelley, Jr., F, Old Dominion  
 Jessica Kuster, Sr., F, Rice  
 Jamierra Faulkner, Sr., G, USM  
 Karisma Chapman, Sr., F, UAB  
 Kayla Thornton, Sr., F, UTEP

### All-C-USA Second Team

Ny Hammonds, Sr., G, Charlotte  
 Abria Trice, Jr., G/F, E. Carolina  
 Kimberly Smith, Sr., G, FAU  
 Whitney Frazier, Jr., F, La. Tech  
**Danielle Blagg, Jr., G, Tulane**  
**Jamie Kaplan, Jr., G, Tulane**  
 Ashley Clark, So., G, Tulsa  
 Ashley Grimes, Sr., G/F, UAB

### All-Freshman Team

Lefty Webster, G, Charlotte  
 JaQuan Jackson, G, La. Tech  
 Olivia Jones, F, Middle Tenn.  
 Brittanny Dinkins, G, S. Miss  
**Leslie Vorpahl, G, Tulane**

### All-Defensive Team

Ondrea Shaw, Jr., P, E. Carolina  
 Ebony Rowe, Sr., F, Middle Tenn.  
 Jessica Kuster, Sr., F, Rice  
 Jamierra Faulkner, Sr., G, S. Miss  
 Kayla Thornton, Sr., F, UTEP

### All-Academic Team

Jerica Coley, Sr., G, FIU  
 Galaisha Goodhope, So., F, Old Dominion  
**Jamie Kaplan, Jr., G, Tulane**  
 Ebony Rowe, Sr., F, Middle Tenn.  
 Kimberly Smith, Sr., G, FAU

### Player of the Year

Ebony Rowe, Middle Tenn.

### Freshman of the Year

Olivia Jones, Middle Tenn.

### Defensive Player of the Year

Jamierra Faulkner, S. Miss

### Sixth Player of the Year

Jenzel Nash, UTEP

### Newcomer of the Year

Tamara Jones, S. Miss

### Coach of the Year

Joye Lee-McNelis, S. Miss

### PLAYERS OF THE WEEK

Nov. 11 Jessica Kuster, RICE  
 Nov. 18 Kayla Thornton, UTEP  
 Nov. 25 Tamara Jones, USM  
 Dec. 2 Ebony Rowe, MT  
 Dec. 9 Shea Kelly, ODU  
 Dec. 16 Tamara Jones, USM  
 Takia Brooks, FAU  
 Dec. 23 Ebony Rowe, MT  
 Dec. 30 Jerica Coley, FIU  
 Jan. 6 Ebony Rowe, MT  
 Jan. 13 Kayla Thornton, UTEP  
 Jan. 20 Jessica Kuster, RICE  
 Jan. 27 Kayla Thornton, UTEP  
 Feb. 3 Kayla Thornton, UTEP  
 Feb. 10 Kimberly Smith, FAU  
 Feb. 17 Ebony Rowe, MT  
 Feb. 24 Jerica Coley, FIU  
 March 3 Ny Hammonds, UNCC  
 March 7 Jessica Kuster, RICE

### FRESHMAN OF THE WEEK

Nov. 11 Brittanny Dinkins, USM  
 Nov. 18 Ashley Folsom, USM  
**Nov. 25 Leslie Vorpahl, TU**  
 Dec. 2 JaQuan Jackson, LTU  
 Dec. 9 JaQuan Jackson, LTU  
 Dec. 16 J'Kyra Brown, ECU  
 Dec. 23 Chelsey Romero, MU  
 Dec. 30 Kierra Jordan, USM  
 Jan. 6 Jasmine Goodwin, RICE  
**Jan. 13 Leslie Vorpahl, TU**  
 Jan. 20 Olivia Jones, MT  
 Jan. 27 Brittanny Dinkins, USM  
 Feb. 3 JaQuan Jackson, LTU  
 Feb. 10 Kierra Jordan, USM  
 Feb. 17 Olivia Jones, MMT  
 Feb. 24 Tesha Smith, UTSA  
 March 3 Shaneese Bailey, FAU  
 March 7 J'Kyra Brown, ECU

## TULANE CONFERENCE-USA STATISTICS

Team Stats	C-USA Games	All Games	
Scoring Offense	70.1 (4)	68.6 (7)	
Scoring Defense	65.8 (7)	63.8 (2)	
Scoring Margin	+4.3 (4)	+4.9 (5)	
FT Percentage	.682 (10)	.686 (8)	
FG Percentage	.432 (3)	.420 (2)	
FG Pct. Defense	.387 (6)	.382 (4)	
3-FG Percentage	.298 (T-8)	.328 (3)	
3-FG Pct. Defense	.289 (6)	.297 (8)	
Rebounding Offense	40.8 (7)	40.0 (5)	
Rebounding Defense	36.8 (2)	35.7 (4)	
Rebounding Margin	+3.9 (4)	+4.3 (3)	
Blocked Shots	4.50 (3)	4.2 (3)	
Assists	17.31 (2)	15.8 (2)	
Steals	7.94 (6)	7.8 (6)	
Turnover Margin	-0.81 (8)	-0.23 (12)	
Assist/TO Ratio	1.11 (2)	1.00 (3)	
Offensive Rebounds	14.5 (6)	14.4 (3)	
Defensive Rebounds	26.3 (T-7)	25.7 (5)	
3-FG Made	4.6 (T-10)	4.8 (10)	
<u>Indiv. Leaders</u>	<u>Stat</u>	<u>C-USA Games</u>	<u>All Games</u>
Danielle Blagg	Scoring	-	12.0 (21)
	3PT FG %	.376 (9)	.394 (3)
	3PT FG	2.00 (6)	2.26 (2)
	Def. Reb.	4.06 (T-22)	-
Tiffany Dale	Scoring	13.7 (13)	11.9 (23)
	Rebounds	8.0 (T-8)	8.1 (8)
	FG %	.641 (2)	.576 (3)
	FT %	.761 (16)	-
	Blocks	1.88 (4)	1.63 (5)
	Off. Reb.	2.75 (T-17)	2.90 (13)
	Def. Reb.	5.25 (12)	5.20 (8)
Jamie Kaplan	Assists	7.50 (2)	6.77 (2)
	A/TO Ratio	2.26 (1)	1.91 (2)
	Steals	1.31 (T-25)	
Adesuwa Ebomwonyi	Rebounds	6.6 (24)	7.1 (T-13)
	FG %	.463 (T-14)	.455 (16)
	Steals	1.31 (T-25)	1.48 (T-21)
	Off. Reb.	2.94 (14)	3.32 (7)
Leslie Vorpahl	Assists	3.33 (10)	3.10 (13)
	FT %	.714 (21)	.765 (15)
	3PT FG %	-	.330 (19)
	A/TO Ratio	1.56 (7)	1.37 (10)
Chinwe Duru	Blocks	0.94 (15)	1.30 (10)
Courtne Latham	Steals	1.38 (T-22)	



# C-USA Overall Team Stats

## Scoring Offense

Team	G	Record	Pts	Avg.
1. Southern Miss	34	27-7	2657	78.1
2. FAU	30	16-14	2331	77.7
3. UTEP	37	29-8	2825	76.4
4. East Carolina	31	22-9	2249	72.5
5. Tulsa	28	12-16	1947	69.5
6. FIU	33	15-18	2281	69.1
7. <b>Tulane</b>	<b>31</b>	<b>20-11</b>	<b>2128</b>	<b>68.6</b>
8. Charlotte	31	15-16	2118	68.3
9. Old Dominion	34	18-16	2319	68.2
10. UAB	31	16-15	2101	67.8
11. Middle Tennessee	34	29-5	2267	66.7
12. Louisiana Tech	32	12-20	2066	64.6
13. North Texas	30	12-18	1931	64.4
14. Marshall	31	11-20	1963	63.3
15. Rice	30	13-17	1871	62.4
16. UTSA	31	14-17	1922	62.0

## Scoring Defense

Team	G	Pts	Avg.
1. Middle Tennessee	34	1876	55.2
2. <b>Tulane</b>	<b>31</b>	<b>1977</b>	<b>63.8</b>
3. East Carolina	31	1981	63.9
4. UAB	31	2000	64.5
5. North Texas	30	1978	65.9
6. Rice	30	1984	66.1
7. UTSA	31	2051	66.2
8. Old Dominion	34	2255	66.3
9. UTEP	37	2468	66.7
10. Charlotte	31	2087	67.3
11. Southern Miss	34	2296	67.5
12. Marshall	31	2102	67.8
13. Louisiana Tech	32	2176	68.0
14. FIU	33	2259	68.5
15. Tulsa	28	2000	71.4
16. Florida Atlantic	30	2189	73.0

## Scoring Margin

Team	G	Off	Def	Marg
1. Middle Tennessee	34	66.7	55.2	+11.5
2. Southern Miss	34	78.1	67.5	+10.6
3. UTEP	37	76.4	66.7	+9.6
4. East Carolina	31	72.5	63.9	+8.6
5. <b>Tulane</b>	<b>31</b>	<b>68.6</b>	<b>63.8</b>	<b>+4.9</b>
6. Florida Atlantic	30	77.7	73.0	+4.7
7. UAB	31	67.8	64.5	+3.3
8. Old Dominion	34	68.2	66.3	+1.9
9. Charlotte	31	68.3	67.3	+1.0
10. FIU	33	69.1	68.5	+0.7
11. North Texas	30	64.4	65.9	-1.6
12. Tulsa	28	69.5	71.4	-1.9
13. Louisiana Tech	32	64.6	68.0	-3.4
14. Rice	30	62.4	66.1	-3.8
15. UTSA	31	62.0	66.2	-4.2
16. Marshall	31	63.3	67.8	-4.5

## Free Throw Pct.

Team	G	FTM	FTA	Pct.
1. FIU	33	424	559	.758
2. Charlotte	31	428	580	.738
3. UTEP	37	665	918	.724
4. East Carolina	31	444	618	.718
5. UAB	31	351	505	.695
6. Florida Atlantic	30	422	614	.687
7. Louisiana Tech	32	435	633	.687
8. <b>Tulane</b>	<b>31</b>	<b>453</b>	<b>660</b>	<b>.686</b>
9. Rice	30	361	534	.676
10. Southern Miss	34	491	727	.675
11. Tulsa	28	360	540	.667
12. Marshall	31	385	600	.642
13. North Texas	30	361	564	.640
14. UTSA	31	453	712	.636
15. Middle Tennessee	34	473	744	.636
16. Old Dominion	34	448	717	.625

## Field Goal Pct.

Team	G	FG	FGA	Pct.
1. Southern Miss	34	913	1960	.466
2. <b>Tulane</b>	<b>31</b>	<b>736</b>	<b>1752</b>	<b>.420</b>
3. UAB	31	725	1726	.420
4. Charlotte	31	765	1832	.418
5. Tulsa	28	675	1630	.414
6. UTEP	37	903	2230	.405
7. Old Dominion	34	782	1933	.405
8. East Carolina	31	769	1904	.404
9. Florida Atlantic	30	791	1968	.402
10. Middle Tennessee	34	699	1784	.392
11. FIU	33	712	1824	.390
12. North Texas	30	683	1756	.389
13. Rice	30	676	1739	.389
14. Marshall	31	630	1689	.373
15. Louisiana Tech	32	644	1770	.364
16. UTSA	31	597	1641	.364

## Field Goal Pct. Defense

Team	G	FG	FGA	Pct.
1. East Carolina	31	615	1694	.363
2. Middle Tennessee	34	630	1724	.365
3. North Texas	30	651	1721	.378
4. <b>Tulane</b>	<b>31</b>	<b>680</b>	<b>1782</b>	<b>.382</b>
5. UAB	31	677	1772	.382
6. Rice	30	690	1775	.389
7. UTEP	37	830	2125	.391
8. Southern Miss	34	705	1797	.392
9. UTSA	31	647	1641	.394
10. Marshall	31	698	1755	.398
11. Charlotte	31	751	1865	.403
12. Old Dominion	34	778	1932	.403
13. Louisiana Tech	32	713	1769	.403
14. Tulsa	28	678	1631	.416
15. FIU	33	741	1711	.433
16. Florida Atlantic	30	772	1690	.457

## 3PT Field Goal Pct.

Team	G	FG	FGA	Pct.
1. Tulsa	28	148	432	.343
2. UAB	31	162	493	.329
3. <b>Tulane</b>	<b>31</b>	<b>148</b>	<b>451</b>	<b>.328</b>
4. East Carolina	31	192	592	.324
5. Florida Atlantic	30	254	789	.322
6. Southern Miss	34	118	370	.319
7. UTEP	37	203	649	.313
8. FIU	33	135	442	.305
9. Old Dominion	34	164	541	.303
10. North Texas	30	145	502	.289
11. Louisiana Tech	32	130	459	.283
12. Charlotte	31	105	376	.279
13. Middle Tennessee	34	179	648	.276
14. Marshall	31	175	636	.275
15. Rice	30	93	348	.267
16. UTSA	31	111	436	.255

## 3PT Field Goal Pct. Defense

Team	G	FG	FGA	Pct.
1. East Carolina	31	113	423	.267
2. Rice	30	118	416	.284
3. Old Dominion	34	165	580	.284
4. North Texas	30	169	589	.287
5. Middle Tennessee	34	129	446	.289
6. Louisiana Tech	32	144	497	.290
7. Charlotte	31	125	424	.295
8. <b>Tulane</b>	<b>31</b>	<b>168</b>	<b>565</b>	<b>.297</b>
9. Marshall	31	187	598	.313
10. UTSA	31	127	405	.314
11. Tulsa	28	171	541	.316
12. Southern Miss	34	165	522	.316
13. UAB	31	149	469	.318
14. UTEP	37	226	705	.321
15. FIU	33	128	368	.348
16. Florida Atlantic	30	122	344	.355

## Rebounding Offense

Team	G	Reb	Avg/G
1. East Carolina	31	1315	42.4
2. UTEP	37	1536	41.5
3. Charlotte	31	1248	40.3
4. Rice	30	1207	40.2
5. <b>Tulane</b>	<b>31</b>	<b>1241</b>	<b>40.0</b>
6. North Texas	30	1182	39.4
7. Old Dominion	34	1305	38.4
8. Middle Tennessee	34	1275	37.5
9. Louisiana Tech	32	1198	37.4
10. UAB	31	1154	37.2
11. Tulsa	28	1038	37.1
12. UTSA	31	1129	36.4
13. Southern Miss	34	1232	36.2
14. Marshall	31	1113	35.9
15. FIU	33	1167	35.4
16. Florida Atlantic	30	1035	34.5

## Rebounding Defense

Team	G	Reb	Avg/G
1. FIU	33	1083	32.8
2. Middle Tennessee	34	1171	34.4
3. Southern Miss	34	1204	35.4
4. <b>Tulane</b>	<b>31</b>	<b>1108</b>	<b>35.7</b>
5. UAB	31	1114	35.9
6. East Carolina	31	1120	36.1
7. Charlotte	31	1130	36.5
8. Old Dominion	34	1241	36.5
9. UTSA	31	1142	36.8
10. UTEP	37	1369	37.0
11. Tulsa	28	1062	37.9
12. Rice	30	1162	38.7
13. Louisiana Tech	32	1250	39.1
14. Marshall	31	1219	39.3
15. North Texas	30	1198	39.9
16. Florida Atlantic	30	1282	42.7

## Rebounding Margin

Team	G	Team	Avg	Opp	Avg	Marg
1. East Carolina	31	1315	42.4	1120	36.1	+6.3
2. UTEP	37	1536	41.5	1369	37.0	+4.5
3. <b>Tulane</b>	<b>31</b>	<b>1241</b>	<b>40.0</b>	<b>1108</b>	<b>35.7</b>	<b>+4.3</b>
4. Charlotte	31	1248	40.3	1130	36.5	+3.8
5. Middle Tennessee	34	1275	37.5	1171	34.4	+3.1
6. FIU	33	1167	35.4	1083	32.8	+2.5
7. Old Dominion	34	1305	38.4	1241	36.5	+1.9
8. Rice	30	1207	40.2	1162	38.7	+1.5
9. UAB	31	1154	37.2	1114	35.9	+1.3
10. Southern Miss	34	1232	36.2	1204	35.4	+0.8
11. UTSA	31	1129	36.4	1142	36.8	-0.4
12. North Texas	30	1182	39.4	1198	39.9	-0.5
13. Tulsa	28	1038	37.1	1062	37.9	-0.9
14. Louisiana Tech	32	1198	37.4	1250	39.1	-1.6
15. Marshall	31	1113	35.9	1219	39.3	-3.4
16. Florida Atlantic	30	1035	34.5	1282	42.7	-8.2

## Blocks

Team	G	Blocks	Avg/G
1. East Carolina	31	164	5.29
2. UAB	31	136	4.39
3. <b>Tulane</b>	<b>31</b>	<b>130</b>	<b>4.19</b>
4. Marshall	31	127	4.10
5. Charlotte	31	121	3.90
6. UTEP	37	142	3.84
7. Rice	30	95	3.17
8. Southern Miss	34	105	3.09
9. Old Dominion	34	104	3.06
10. FIU	33	97	2.94
11. UTSA	31	87	2.81
12. Louisiana Tech	32	78	2.44
13. Middle Tennessee	34	58	1.71
14. Florida Atlantic	30	51	1.70
15. North Texas	30	48	1.60
16. Tulsa	28	38	1.36



# Team Stats Continued

## Assists

Team	G	Assists	Avg/G
1. Southern Miss	34	579	17.03
2. Tulane	31	489	15.77
3. UTEP	37	516	13.95
4. East Carolina	31	423	13.65
5. Tulsa	28	370	13.21
6. Old Dominion	34	441	12.97
7. Charlotte	31	400	12.90
8. Florida Atlantic	30	380	12.67
9. UAB	31	388	12.52
10. Rice	30	369	12.30
11. Louisiana Tech	32	383	11.97
12. Middle Tennessee	34	380	11.18
13. Marshall	31	324	10.45
14. North Texas	30	300	10.00
15. FIU	33	313	9.48
16. UTSA	31	282	9.10

## Offensive Rebounds

Team	G	No.	Avg/G
1. East Carolina	31	521	16.81
2. UTEP	37	558	15.08
3. Tulane	31	446	14.39
4. Middle Tennessee	34	487	14.32
5. North Texas	30	424	14.13
6. Old Dominion	34	471	13.85
7. FIU	33	452	13.70
8. Rice	30	409	13.63
9. Florida Atlantic	30	404	13.47
10. Charlotte	31	415	13.39
11. Louisiana Tech	32	427	13.34
12. UTSA	31	388	12.52
13. Tulsa	28	344	12.29
14. Southern Miss	34	407	11.97
15. Marshall	31	370	11.94
16. UAB	31	350	11.29

## Steals

Team	G	Steals	Avg/G
1. East Carolina	31	320	10.32
2. Florida Atlantic	30	307	10.23
3. Southern Miss	34	334	9.82
4. UTEP	37	341	9.22
5. North Texas	30	243	8.10
6. Tulane	31	243	7.84
7. UTSA	31	241	7.77
8. Old Dominion	34	264	7.76
9. Middle Tennessee	34	258	7.59
10. Tulsa	28	199	7.11
11. Marshall	31	220	7.10
12. Louisiana Tech	32	221	6.91
13. UAB	31	191	6.16
14. Charlotte	31	184	5.94
15. Rice	30	171	5.70
16. FIU	33	176	5.33

## Defensive Rebounds

Team	G	No.	Avg/G
1. Charlotte	31	833	26.87
2. Rice	30	798	26.60
3. UTEP	37	978	26.43
4. UAB	31	804	25.94
5. Tulane	31	795	25.65
6. East Carolina	31	794	25.61
7. North Texas	30	758	25.27
8. Tulsa	28	694	24.79
9. Old Dominion	34	834	24.53
10. Southern Miss	34	825	24.26
11. Louisiana Tech	32	771	24.09
12. Marshall	31	743	23.97
13. UTSA	31	741	23.90
14. Middle Tennessee	34	788	23.18
15. FIU	33	715	21.67
16. Florida Atlantic	30	631	21.03

## Turnover Margin

Team	G	Team	Avg	Opp	Avg	Marg
1. Florida Atlantic	30	363	12.1	637	21.2	+9.13
2. Southern Miss	34	526	15.5	663	19.5	+4.03
3. Middle Tennessee	34	462	13.6	569	16.7	+3.15
4. UTEP	37	526	14.2	642	17.4	+3.14
5. Marshall	31	427	13.8	452	14.6	+0.81
6. East Carolina	31	564	18.2	583	18.8	+0.61
7. Tulsa	28	440	15.7	443	15.8	+0.11
8. Louisiana Tech	32	482	15.1	485	15.2	+0.09
9. Old Dominion	34	525	15.4	525	15.4	+0.00
10. FIU	33	369	11.2	367	11.1	-0.06
11. North Texas	30	506	16.9	500	16.7	-0.20
12. Tulane	31	489	15.8	482	15.5	-0.23
13. UTSA	31	483	15.6	472	15.2	-0.35
14. UAB	31	476	15.4	435	14.0	-1.32
15. Charlotte	31	487	15.7	430	13.9	-1.84
16. Rice	30	477	15.9	393	13.1	-2.80

## 3PT Field Goals Made

Team	G	3FG	Avg/G
1. Florida Atlantic	30	254	8.47
2. East Carolina	31	192	6.19
3. Marshall	31	175	5.65
4. UTEP	37	203	5.49
5. Tulsa	28	148	5.29
6. Middle Tennessee	34	179	5.26
7. UAB	31	162	5.23
8. North Texas	30	145	4.83
9. Old Dominion	34	164	4.82
10. Tulane	31	148	4.77
11. FIU	33	135	4.09
12. Louisiana Tech	32	130	4.06
13. UTSA	31	111	3.58
14. Southern Miss	34	118	3.47
15. Charlotte	31	105	3.39
16. Rice	30	93	3.10

## Assist/Turnover Ratio

Team	G	Asst	Avg	Turn	Avg	Ratio
1. Southern Miss	34	579	17.0	526	15.5	1.10
2. Florida Atlantic	30	380	12.7	363	12.1	1.05
3. Tulane	31	489	15.8	489	15.8	1.00
4. UTEP	37	516	13.9	526	14.2	0.98
5. FIU	33	313	9.5	369	11.2	0.85
6. Tulsa	28	370	13.2	440	15.7	0.84
7. Old Dominion	34	441	13.0	525	15.4	0.84
8. Middle Tennessee	34	380	11.2	462	13.6	0.82
9. Charlotte	31	400	12.9	487	15.7	0.82
10. UAB	31	388	12.5	476	15.4	0.82
11. Louisiana Tech	32	383	12.0	482	15.1	0.79
12. Rice	30	369	12.3	477	15.9	0.77
13. Marshall	31	324	10.5	427	13.8	0.76
14. East Carolina	31	423	13.6	564	18.2	0.75
15. North Texas	30	300	10.0	506	16.9	0.59
16. UTSA	31	282	9.1	483	15.6	0.58

Adesuwa Ebomwonyi





# C-USA Overall Individual Stats

## Rebounds

Player-Team	CI	G	Off	Def	Total	Avg/G
1. Kuster, Jessica-RICE	SR	30	103	297	400	13.3
2. Rowe, Ebony-MT	SR	34	156	240	396	11.6
3. Thornton, Kayla-UTEP	SR	34	132	212	344	10.1
4. Frazier, Whitney-LATECH	JR	32	100	213	313	9.8
5. Kelley, Shae-ODU	JR	34	98	233	331	9.7
6. Chapman, Karisma-UAB	SR	31	104	185	289	9.3
7. Parker Chrishauna-UTEP	JR	37	137	190	327	8.8
8. <b>Dale Tiffany-TLN</b>	<b>JR</b>	<b>30</b>	<b>87</b>	<b>156</b>	<b>243</b>	<b>8.1</b>
9. Tyler, Gabby-CHA	JR	26	67	133	200	7.7
10. Payne, Jada-ECU	SO	31	97	134	231	7.5

## Blocks

Player-Team	CI	G	Blocks	Avg/G
1. Shaw, Ondrea-ECU	JR	31	101	3.26
2. Vitola, Kristine-UTEP	SR	37	90	2.43
3. Anderson, Kayla-UAB	SO	26	56	2.15
4. Romero, Chelsey-MAR	FR	31	54	1.74
5. <b>Dale, Tiffany-TLN</b>	<b>JR</b>	<b>30</b>	<b>49</b>	<b>1.63</b>
6. Tyler, Gabby-CHA	JR	26	41	1.58
7. Ezeigbo, Chukwuka-MAR	JR	27	40	1.48
8. Kuster, Jessica-RICE	SR	30	43	1.43
9. Coley, Jerica-FIU	SR	33	43	1.30
10. <b>Duru, Chinwe-TLN</b>	<b>SO</b>	<b>30</b>	<b>39</b>	<b>1.30</b>

## Field Goal Pct.

Player-Team	CI	G	FG	FGA	Pct.
1. Turner, Mariah-TLS	JR	28	114	188	.606
2. Tac, Acheil-NT	SO	21	73	121	.603
3. <b>Dale, Tiffany-TLN</b>	<b>JR</b>	<b>30</b>	<b>132</b>	<b>229</b>	<b>.576</b>
4. Tyler, Gabby-CHA	JR	26	124	217	.571
5. Miller, Chenise-FAU	SR	13	75	136	.551
6. Ezeigbo, Chukwuka-MAR	JR	27	93	169	.550
7. Rowe, Ebony-MT	SR	34	266	500	.532
8. Gordon, Kira-CHA	SO	30	118	230	.513
9. Hyder, Alexis-NT	SO	29	121	237	.511
10. Vitola, Kristine-UTEP	SR	37	148	294	.503

## Assist/Turnover Ratio

Player-Team	CI	G	Asst	Avg	Turn	Avg	Ratio
1. Ebron, Janesha-ECU	JR	31	154	5.0	72	2.3	2.14
2. <b>Kaplan, Jamie-TLN</b>	<b>JR</b>	<b>31</b>	<b>210</b>	<b>6.8</b>	<b>110</b>	<b>3.5</b>	<b>1.91</b>
3. Faulkner, Jamierra-USM	SR	34	291	8.6	160	4.7	1.82
4. Grovey, Kelsee-TLS	SO	28	90	3.2	54	1.9	1.67
5. Victrum, Norrishia-MAR	SO	31	102	3.3	62	2.0	1.65
6. Hammonds, Ny-CHA	SR	29	166	5.7	111	3.8	1.50
7. Goodhope, Galaisha-ODU	SO	32	115	3.6	80	2.5	1.44
8. Coley, Jerica-FIU	SR	33	130	3.9	92	2.8	1.41
9. Black, Chelsee-UAB	SO	31	99	3.2	72	2.3	1.38
10. <b>Vorphal, Leslie-TLN</b>	<b>FR</b>	<b>30</b>	<b>93</b>	<b>3.1</b>	<b>68</b>	<b>2.3</b>	<b>1.37</b>

## Assists

Player-Team	CI	G	Assists	Avg/G
1. Faulkner, Jamierra-USM	SR	34	291	8.56
2. <b>Kaplan, Jamie-TLN</b>	<b>JR</b>	<b>31</b>	<b>210</b>	<b>6.77</b>
3. Hammonds, Ny-CHA	SR	29	166	5.72
4. Walter, Chrisstasia-LATEC	JR	31	175	5.65
5. Ebron, Janesha-ECU	JR	31	154	4.97
6. Coley, Jerica-FIU	SR	33	130	3.94
7. Goodhope, Galaisha-ODU	SO	32	115	3.59
8. Clark, Ashley-TLS	SO	28	97	3.46
9. Grimes, Ashley-UAB	SR	31	104	3.35
10. Victrum, Norrishia-MAR	SO	31	102	3.29

## Offensive Rebounds

Player-Team	CI	G	No.	Avg/G
1. Rowe, Ebony-MT	SR	34	156	4.59
2. Thornton, Kayla-UTEP	SR	34	132	3.88
3. Ezeigbo, Chukwuka-MAR	JR	27	104	3.85
4. Parker, Chrishauna-UTEP	JR	37	137	3.70
5. Kuster, Jessica-RICE	SR	30	103	3.43
6. Chapman, Karisma-UAB	SR	31	104	3.35
7. <b>Ebomwonyi, Adesuwa-TLN</b>	<b>JR</b>	<b>31</b>	<b>103</b>	<b>3.32</b>
8. Payne, Jada-ECU	SO	31	97	3.13
9. Frazier, Whitney-LATECH	JR	32	100	3.13
10. McKinzie, Tynia-FIU	JR	33	101	3.06

## 3PT Field Goal Pct.

Player-Team	CI	G	3FG	FGA	Pct.
1. Shelton, Kelia-LATECH	JR	5	10	17	.588
2. Grovey, Kelsee-TLS	SO	28	61	145	.421
3. <b>Blagg, Danielle-TLN</b>	<b>JR</b>	<b>27</b>	<b>61</b>	<b>155</b>	<b>.394</b>
4. Black, Chelsee-UAB	SO	31	65	169	.385
5. Payne, Jada-ECU	SO	31	70	184	.380
6. Burroughs, Miranda-UAB	JR	31	48	127	.378
7. Smith, Kimberly-FAU	SR	30	90	241	.373
8. Jones, Tamara-USM	JR	34	41	114	.360
9. Telles, Stacie-UTEP	JR	37	39	109	.358
10. Johnson, AJ-MAR	JR	25	45	127	.354

## Defensive Rebounds

Player-Team	CI	G	No.	Avg/G
1. Kuster, Jessica-RICE	SR	30	297	9.90
2. Rowe, Ebony-MT	SR	34	240	7.06
3. Kelley, Shae-ODU	JR	34	233	6.85
4. Frazier, Whitney-LATECH	JR	32	213	6.66
5. Thornton, Kayla-UTEP	SR	34	212	6.24
6. Chapman, Karisma-UAB	SR	31	185	5.97
7. Dickens, Suporia-MAR	SR	31	167	5.39
8. <b>Dale, Tiffany-TLN</b>	<b>JR</b>	<b>30</b>	<b>156</b>	<b>5.20</b>
9. Parker, Chrishauna-UTEP	JR	37	190	5.14
10. Tyler, Gabby-CHA	JR	26	133	5.12

## 3PT Field Goals Made

Player-Team	CI	G	3FG	Avg/G
1. Smith, Kimberly-FAU	SR	30	90	3.00
2. <b>Blagg, Danielle-TLN</b>	<b>JR</b>	<b>27</b>	<b>61</b>	<b>2.26</b>
3. Payne, Jada-ECU	SO	31	70	2.26
4. Grovey, Kelsee-TLS	SO	28	61	2.18
5. Black, Chelsee-UAB	SO	31	65	2.10
6. Shelton, Kelia-LATECH	JR	5	10	2.00
7. Dempsey, Latavia-FAU	SR	30	55	1.83
8. Minor, Tiffany-ODU	JR	34	62	1.82
9. Johnson, AJ-MAR	JR	25	45	1.80
10. Willingham, Kelli-UTEP	SR	31	55	1.77



Round 1 March 19-21	Round 2 March 22-25	Round 3 March 26-28	Quarterfinals March 29-31	Semifinals April 2-3
Washington 67 7 pm PT Fri. 3/21 at Washington	Washington 93 7 pm PT Mon. 3/24 at Oregon	Washington 62 7 pm PT Wed. 3/26 at Wash.	Bowling Green 50 7 pm ET Thur. 3/27 at BGSU	Rutgers 62 7 pm ET Mon. 3/31 at BGSU
Illinois 50 7 pm PT Thur. 3/20 at Oregon	Oregon 85 7 pm PT Mon. 3/24 at Montana	San Diego 55 7 pm MT Mon. 3/24 at Montana	Bowling Green 63 7 pm ET Mon. 3/24 at BGSU	Rutgers 55 7 pm ET Thur. 3/27 at Rutgers
Montana 90 7 pm MT Wed. 3/19 at Montana	Montana 57 7 pm MT Mon. 3/24 at Montana	San Diego 60 6 pm PT Thur. 3/20 at San Diego	Bowling Green 76 7 pm ET Thur. 3/20 at BGSU	Rutgers 63 7 pm ET Thur. 3/20 at Rutgers
Washington St. 78 7 pm PT Fri. 3/21 at Washington	Washington 62 7 pm PT Mon. 3/24 at Oregon	San Diego 55 7 pm MT Mon. 3/24 at Montana	Bowling Green 72 7 pm ET Thur. 3/20 at BGSU	Rutgers 65 7 pm ET Thur. 3/20 at Rutgers
San Diego 82 6 pm PT Thur. 3/20 at San Diego	San Diego 60 6 pm PT Mon. 3/24 at Montana	San Diego 55 7 pm MT Mon. 3/24 at Montana	Bowling Green 72 7 pm ET Thur. 3/20 at BGSU	Rutgers 65 7 pm ET Thur. 3/20 at Rutgers
San Diego 56 6 pm PT Wed. 3/19 at San Diego	San Diego 60 6 pm PT Mon. 3/24 at Montana	San Diego 55 7 pm MT Mon. 3/24 at Montana	Bowling Green 72 7 pm ET Thur. 3/20 at BGSU	Rutgers 65 7 pm ET Thur. 3/20 at Rutgers
San Diego 56 6 pm PT Wed. 3/19 at San Diego	San Diego 60 6 pm PT Mon. 3/24 at Montana	San Diego 55 7 pm MT Mon. 3/24 at Montana	Bowling Green 72 7 pm ET Thur. 3/20 at BGSU	Rutgers 65 7 pm ET Thur. 3/20 at Rutgers
San Diego 56 6 pm PT Wed. 3/19 at San Diego	San Diego 60 6 pm PT Mon. 3/24 at Montana	San Diego 55 7 pm MT Mon. 3/24 at Montana	Bowling Green 72 7 pm ET Thur. 3/20 at BGSU	Rutgers 65 7 pm ET Thur. 3/20 at Rutgers
San Diego 56 6 pm PT Wed. 3/19 at San Diego	San Diego 60 6 pm PT Mon. 3/24 at Montana	San Diego 55 7 pm MT Mon. 3/24 at Montana	Bowling Green 72 7 pm ET Thur. 3/20 at BGSU	Rutgers 65 7 pm ET Thur. 3/20 at Rutgers
San Diego 56 6 pm PT Wed. 3/19 at San Diego	San Diego 60 6 pm PT Mon. 3/24 at Montana	San Diego 55 7 pm MT Mon. 3/24 at Montana	Bowling Green 72 7 pm ET Thur. 3/20 at BGSU	Rutgers 65 7 pm ET Thur. 3/20 at Rutgers



**Championship at UTEP**  
3 p.m. ET Sat. April 5  
CBS Sports Network

**2014**

**Postseason WNIT**

**RUTGERS**

**CHAMPIONS**

**All game times are according to  
host school's time zone.**



# 2013-14 American Athletic Conference

## FINAL STANDINGS

Rk	Team	American	Pct.	Overall	Pct.
1.	UConn	16-0	1.000	37-0	1.000
2.	Louisville	16-2	.889	33-5	.868
3.	USF	13-5	.722	23-13	.639
4.	Rutgers	12-6	.667	28-9	.757
5.	SMU	8-8	.500	18-12	.600
6.	Temple	9-8	.529	15-14	.517
	Cincinnati	5-11	.313	13-16	.448
8.	Memphis	6-11	.353	13-17	.433
9.	UCF	4-13	.235	11-18	.379
	Houston	1-16	.059	6-23	.207



## PLAYERS OF THE WEEK

Nov. 11	Keena Mays, SMU
Nov. 17	Bria Hartley, UConn
Nov. 25	Stefanie Dolson, UConn
Dec. 2	Keena Mays, SMU
Dec. 9	Keena Mays, SMU
Dec. 16	Jeanise Randolph, UC
Dec. 23	Breanna Stewart, UConn
Dec. 30	Betnijah Laney, Rutgers
Jan. 6	Shoni Schimmel, UL
Jan. 13	Breanna Stewart, UConn
Jan. 20	Bria Hartley, UConn
Jan. 27	Shoni Schimmel, UL
Feb. 3	Keena Mays, SMU
Feb. 10	Breanna Stewart, UConn
Feb. 17	Jeanise Randolph, UC
Feb. 24	Courtney Williams, USF
March 4	Breanna Stewart, UConn

## FRESHMAN OF THE WEEK

Nov. 11	Mooriah Rowser, Memphis
Nov. 17	Feyonda Fitzgerald, TU
Nov. 25	Zykira Lewis, UCF
Dec. 2	Feyonda Fitzgerald, TU
Dec. 9	Bianca Quisenberry, UC
Dec. 16	Mooriah Rowser, Memphis
Dec. 23	Feyonda, Fitzgerald, TU
Dec. 30	Kiara Perry, SMU
Jan. 6	Ariadna Pujol, USF
Jan. 13	Tyler Scaife, Rutgers
Jan. 20	Tyler Scaife, Rutgers
Jan. 27	Feyonda Fitzgerald, TU
Feb. 3	Tyler Scaife, Rutgers
Feb. 10	Tyler Scaife, Rutgers
Feb. 17	Tyler Scaife, Rutgers
Feb. 24	Saniya Chong, UConn
March 4	Feyonda Fitzgerald, TU

## AMERICAN ATHLETIC CONFERENCE POSTSEASON AWARDS

### All-Conference First Team

Stefanie Dolson, UConn, Sr., C  
Bria Hartley, UConn, Sr., G  
Moriah Jefferson, UConn, So., G  
Breanna Stewart, UConn, So., F  
Sara Hammond, Louisville, Jr., F  
Asia Taylor, Louisville, R-Sr., F  
Shoni Schimmel, Louisville, Sr., G  
Ariel Hearn, Memphis, So., G  
Kahleah Copper, Rutgers, So., G  
Courtney Williams, USF, So., G  
Keena Mays, SMU, Sr., G

### All-Conference Second Team

Jeanise Randolph, Cincinnati, Sr., F  
Kaleena Mosqueda-Lewis, UConn, Jr., F  
Kiah Stokes, UConn, Jr., C  
Bria Smith, Louisville, Jr., G  
Betnijah Laney, Rutgers, Jr., G/F  
Tyler Scaife, Rutgers, Fr., G  
Alisia Jenkins, USF, So., F  
Inga Orekhova, USF, Sr., G  
Akil Simpson, SMU, Sr., F  
Feyonda Fitzgerald, Temple, Fr., G  
Natasha Thames, Temple, R-Sr., F

### All-Freshman Team

Zykira Lewis, UCF, Fr., G  
Bianca Quisenberry, Cincinnati, Fr., G  
Saniya Chong, UConn, Fr., G  
Emmonnie Henderson, Louisville, Fr., F  
Breigha Wilder-Cochran, Memphis, Fr., G  
Mooriah Rowser, Memphis, R-Fr., G  
Tyler Scaife, Rutgers, Fr., G  
Ariadna Pujol, USF, Fr., G  
Kiara Perry, SMU, Fr., G  
Feyonda Fitzgerald, Temple, Fr., G  
Taylor Robinson, Temple, Fr., C

### Player of the Year

Breanna Stewart, UConn, So., F

### Freshman of the Year

Tyler Scaife, Rutgers, Fr., G

### Defensive Player of the Year

Stefanie Dolson, UConn, Sr., C

### Most Improved Player of the Year

Asia Taylor, Louisville, Sr., G

### Coach of the Year

Geno Auriemma, UConn

### Sixth Player of the Year

Rateska Brown, Temple, Jr., G

## THE AMERICAN AGAINST THE CONFERENCES

Conference	Record	Pct
America East	1-0	1.000
Atlantic Coast	4-6	.400
Atlantic Sun	4-2	.667
Atlantic 10	5-3	.625
Big East	2-2	.500
Big Sky	2-0	1.000
Big South	0-0	—
Big Ten	4-2	.667
Big 12	5-3	.625
Big West	1-0	1.000
Colonial	2-1	.667
Conference USA	7-5	.583
Great West	0-0	—
Horizon	4-0	1.000
Ivy	1-1	.500
Metro Atlantic Athletic	1-1	.500
Mid-American	7-0	1.000
Mid-Eastern Athletic	5-0	1.000
Missouri Valley	3-0	1.000
Mountain West	0-0	—
Northeast	4-0	1.000
Ohio Valley	4-0	1.000
PAC-12	5-1	.833
Patriot	1-0	1.000
Southeastern	6-7	.462
Southern	1-1	.500
Southland	3-1	.750
Southwestern Athletic	8-0	1.000
Summit	1-0	1.000
Sun Belt	2-2	.500
West Coast	1-0	1.000
Western Athletic	1-0	—
Independents	0-0	—
Division I Provisional	0-0	—
Non-Division I	1-0	1.000
<b>Total:</b>	<b>98-38</b>	<b>.721</b>
<b>Home:</b>	<b>60-15</b>	<b>.800</b>
<b>Away:</b>	<b>27-15</b>	<b>.643</b>
<b>Neutral:</b>	<b>11-8</b>	<b>.579</b>



# Game Summaries

## GAME 1: UNO 46, TULANE 81

NOV. 8, 2013 // DEVLIN FIELDHOUSE // NEW ORLEANS

Three Green Wave players posted double-doubles, including a career high 20-point, 15-rebound performance by Adesuwa Ebomwonyi. Tulane outrebounded UNO 50-29, turned 23 offensive boards into 22 second chance points, and dominated on the inside, holding a 38-16 advantage in the paint.

### New Orleans 46 • 0-1

#	Player	Total		3-Ptr		Rebounds			PF	TP	A	TO	Blk	Stl	Min
		FG-FGA	FG-FGA	FT-FTA	FT-FTA	Off	Def	Tot							
22	Fogelstrom, Mathilde	f	4-8	0-0	0-0	4	3	7	2	8	1	0	1	0	28
23	Gray, Samantha	f	0-3	0-2	0-0	0	2	2	1	0	2	3	0	0	12
03	Coleman, Raven	g	0-2	0-0	3-4	2	3	5	5	3	1	0	0	0	14
21	Wilson, Octavia	g	3-8	1-3	0-0	0	2	2	2	7	0	3	1	0	20
32	Davis, Danielle	g	4-10	2-3	4-5	0	2	2	1	14	2	4	0	1	36
01	Angelo, Jewel	g	3-7	0-1	2-10	1	1	2	1	8	1	1	0	0	24
04	Davis, Ariele	g	1-3	0-2	0-0	0	0	0	0	2	2	2	0	0	14
20	Batiste, Dasia	g	0-2	0-0	0-0	3	0	3	2	0	1	3	0	1	13
31	Jackson, Dannisha	g	0-0	0-0	0-0	0	1	1	0	0	0	0	0	1	7
33	Alexander, Hayley	g	0-0	0-0	0-0	0	0	0	0	0	1	0	0	0	2
40	Clay, Amber	g	1-6	0-0	2-4	1	1	2	3	4	1	2	0	1	30
Team						2	1	3			2				
Totals			16-49	3-11	11-23	13	16	29	17	46	11	21	2	4	200

FG % 1st Half: 7-27 25.9% 2nd half 9-22 40.9% Game: 16-49 32.7% Deadball Rebounds 5  
3FG % 1st Half: 0-6 0.0% 2nd half 3-5 60.0% Game: 3-11 27.3%  
FT % 1st Half: 4-9 44.4% 2nd half 7-14 50.0% Game: 11-23 47.8%

### Tulane Green Wave 81 • 1-0

#	Player	Total		3-Ptr		Rebounds			PF	TP	A	TO	Blk	Stl	Min
		FG-FGA	FG-FGA	FT-FTA	FT-FTA	Off	Def	Tot							
15	EBOMWONYI, Adesuwa	f	8-17	3-5	1-2	7	8	15	2	20	2	2	0	2	35
22	DALE, Tiffany	f	4-7	0-0	0-3	4	3	7	2	8	2	1	4	0	28
45	DURU, Chinwe	c	4-8	0-0	3-3	6	5	11	1	11	1	1	4	1	27
23	KAPLAN, Jamie	g	4-10	0-1	2-2	0	0	0	2	10	13	3	0	1	24
33	LATHAM, Courtnie	g	4-10	1-4	0-0	0	1	1	2	9	1	4	0	2	29
01	LaFLOE, Brook	g	0-0	0-0	0-0	0	0	0	0	1	0	0	0	0	2
03	MAGEE, Katye	g	0-1	0-1	3-4	1	0	1	3	3	0	0	0	0	11
11	VORPAHL, Leslie	g	7-11	2-3	0-1	0	2	2	4	16	1	1	0	2	19
30	JONES, Tierra	g	1-1	0-0	2-4	3	6	9	2	4	0	2	0	3	15
34	BLANKENSHIP, Brooke	g	0-0	0-0	0-0	0	0	0	0	0	0	0	0	0	2
42	ROGERS, Morgan	g	0-1	0-0	0-0	1	1	2	0	0	0	0	0	0	8
Team						1	1	2							
Totals			32-66	6-14	11-19	23	27	50	19	81	20	14	8	11	200

FG % 1st Half: 13-36 36.1% 2nd half 19-30 63.3% Game: 32-66 48.5% Deadball Rebounds 3  
3FG % 1st Half: 0-4 0.0% 2nd half 6-10 60.0% Game: 6-14 42.9%  
FT % 1st Half: 9-16 56.3% 2nd half 2-3 66.7% Game: 11-19 57.9%

Officials: Marlin Ramsey, Marc Merritt, LaShonda Kidd  
Technical fouls: New Orleans-None. Tulane Green Wave-None.  
Attendance: 1227

Score by periods	1st	2nd	Total
New Orleans	18	28	46
Tulane Green Wave	35	46	81

Points	In Paint	Off T/O	2nd Chance	Fast Break	Bench
UNO	16	7	6	2	14
TLN	38	24	22	13	23

## GAME 3: SOUTHEASTERN 52, TULANE 80

NOV. 19, 2013 // DEVLIN FIELDHOUSE // NEW ORLEANS

Tulane scored the first 13 points in the game and never looked back, as six players finished with double-digit scoring. Tiffany Dale led the Green Wave with 16 points and Adesuwa Ebomwonyi recorded her second double-double. The victory was the 10th straight against the Lions. The win also marked the third of 25-or-more points to start the year for the first time in school history.

### Southeastern Louisiana 52 • 1-3

#	Player	Total		3-Ptr		Rebounds			PF	TP	A	TO	Blk	Stl	Min
		FG-FGA	FG-FGA	FT-FTA	FT-FTA	Off	Def	Tot							
02	Gibson, Aja	f	5-10	0-0	1-4	4	3	7	0	11	1	4	2	3	26
42	Pool, Nanna	f	5-8	0-0	1-6	4	7	11	3	11	1	5	1	1	32
04	De La Cruz, Annessa	g	1-7	1-4	0-0	0	5	5	0	3	2	1	0	0	30
11	Styles, Elizabeth	g	2-9	0-1	1-2	0	1	1	3	5	3	0	4	3	32
24	Miller, Symone	g	3-10	0-3	3-4	0	2	2	1	9	2	2	0	1	32
12	Riddle, Brandi	g	1-3	0-1	0-0	0	0	0	0	2	1	2	0	0	21
13	Hernandez, Erica	g	1-2	1-2	3-3	0	0	0	0	6	0	0	0	0	8
20	Fielder, Dani	g	0-0	0-0	0-0	0	2	2	0	0	0	0	0	0	2
22	Stewart, Chey	g	1-3	0-0	0-0	0	2	2	3	2	0	2	0	0	10
33	LaVern, Adrina	g	1-1	1-1	0-0	0	0	0	0	3	0	0	0	0	7
Team						1	0	1			1				
Totals			20-53	3-12	9-19	9	22	31	10	52	12	20	3	9	200

FG % 1st Half: 9-28 32.1% 2nd half 11-25 44.0% Game: 20-53 37.7% Deadball Rebounds 6  
3FG % 1st Half: 2-6 33.3% 2nd half 1-6 16.7% Game: 3-12 25.0%  
FT % 1st Half: 4-4 100.0 2nd half 5-15 33.3% Game: 9-19 47.4%

### Tulane Green Wave 80 • 3-0

#	Player	Total		3-Ptr		Rebounds			PF	TP	A	TO	Blk	Stl	Min
		FG-FGA	FG-FGA	FT-FTA	FT-FTA	Off	Def	Tot							
15	EBOMWONYI, Adesuwa	f	5-15	3-3	2-3	7	4	11	1	15	6	0	0	2	34
22	DALE, Tiffany	f	8-10	0-0	0-0	1	5	6	2	16	3	1	0	3	22
45	DURU, Chinwe	c	5-7	0-0	1-3	3	2	5	11	0	2	1	0	1	20
11	VORPAHL, Leslie	g	4-8	4-7	0-0	0	3	3	1	12	4	0	0	1	31
23	KAPLAN, Jamie	g	6-11	0-0	1-1	1	2	3	0	13	9	4	0	0	32
03	MAGEE, Katye	g	0-1	0-1	0-0	2	1	3	0	0	0	0	0	1	6
30	JONES, Tierra	g	1-3	0-0	0-2	5	4	9	4	2	2	6	1	0	20
33	LATHAM, Courtnie	g	5-14	1-2	0-0	0	5	5	1	11	2	1	0	1	23
34	BLANKENSHIP, Brooke	g	0-0	0-0	0-0	0	0	0	0	0	0	0	0	0	1
42	ROGERS, Morgan	g	0-7	0-0	0-0	2	1	3	5	0	0	0	0	1	11
Team						2	1	3			1				
Totals			34-76	8-13	4-9	23	28	51	16	80	26	15	4	10	200

FG % 1st Half: 17-44 38.6% 2nd half 17-32 53.1% Game: 34-76 44.7% Deadball Rebounds 2  
3FG % 1st Half: 3-8 37.5% 2nd half 5-5 100.0 Game: 8-13 61.5%  
FT % 1st Half: 2-2 100.0 2nd half 2-7 28.6% Game: 4-9 44.4%

Officials: Laura Morris, Bob Trammell, Melanie Davis  
Technical fouls: Southeastern Louisiana-None. Tulane Green Wave-None.  
Attendance: 618

Score by periods	1st	2nd	Total
Southeastern Louisiana	24	28	52
Tulane Green Wave	39	41	80

Points	In Paint	Off T/O	2nd Chance	Fast Break	Bench
SLU	28	19	5	4	13
TLN	40	20	13	13	13

## GAME 2: MCNEESE ST 49, TULANE 74

NOV. 11, 2013 // DEVLIN FIELDHOUSE // NEW ORLEANS

Jamie Kaplan tied a career high 20 points while freshman Leslie Vorpahl tallied 14 in her first career start. With the game tied at 37 just 2:21 into the second half, Tulane scored 15 unanswered points over the next six and a half minutes, and outscored the Cowgirls 41-19 in the half.

### McNeese State 49 • 1-1

#	Player	Total		3-Ptr		Rebounds			PF	TP	A	TO	Blk	Stl	Min
		FG-FGA	FG-FGA	FT-FTA	FT-FTA	Off	Def	Tot							
30	Okoye, Cecilia	f	1-3	0-0	2-2	1	3	4	5	4	1	2	0	1	14
32	James, Arianna	f	0-2	0-0	0-0	2	4	6	3	0	1	1	1	0	25
01	Baggett, Allison	g	6-20	2-5	0-0	1	4	5	1	14	1	4	1	1	37
03	Johnson, Jaylin	g	1-9	1-6	0-0	1	0	1	4	3	4	4	0	2	24
12	Verdin, Alaina	g	4-6	0-0	0-0	2	1	3	3	8	1	0	0	0	22
23	Donnes, Amber	g	1-3	0-2	0-0	1	0	1	2	2	0	1	0	1	17
24	Jenkins, Haily	g	3-11	2-7	0-0	0	3	3	2	8	1	0	0	0	16
33	Rachal, Victoria	g	0-4	0-1	0-0	2	0	2	1	0	1	0	0	0	12
34	Boyd, Talisa	g	1-1	0-0	1-2	1	1	2	1	3	0	1	0	1	12
45	Jones, NeTanya	g	3-6	0-0	1-2	1	4	5	4	7	1	0	0	0	21
Team						2	1	3							
Totals			20-65	5-21	4-6	4	16	20	26	49	11	13	2	6	200

FG % 1st Half: 13-31 41.9% 2nd half 7-34 20.6% Game: 20-65 30.8% Deadball Rebounds 1  
3FG % 1st Half: 3-7 42.9% 2nd half 2-14 14.3% Game: 5-21 23.8%  
FT % 1st Half: 1-2 50.0% 2nd half 3-4 75.0% Game: 4-6 66.7%

### Tulane Green Wave 74 • 2-0

#	Player		Total			3-Ptr			Rebounds			PF	TP	A	TO	Blk	Stl	Min
			FG-FGA	FG-FGA	FT-FTA	FT-FTA	Off	Def	Tot									
15	EBOMWONYI, Adesuwa	f	5-11	0-3	0-0	1	2	3	2	10	2	0	1	2	27			
22	DALE, Tiffany	f	1-5	0-0	0-0	2	4	6	1	2	0	0	1	0	27			
45	DURU, Chinwe	c	2-5	0-0	2-2	2	9	11	3	6	2	2	3	1	27			
11	VORPAHL, Leslie	g	4-8	2-3	4-6	1	3	4	2	14	5	2	0	1	27			
23	KAPLAN, Jamie	g	6-10	2-4	6-8	0	1	1	0	20	4	4	0	1	32			
01	LaFLOE, Brook		0-10	0-0	0-0	0	0	0	0	0	0	0	0	1				
03	MAGEE, Katye		2-4	2-3	2-2	0	2	2	0	8	1	0	1	0	15			
30	JONES, Tierra		2-3	0-0	2-4	4	4	8	1	6	0	1	0	1	16			
33	LATHAM, Courtnie		3-4	0-0	1-2	1	3	4	0	7	3	2	0	0	24			
34	BLANKENSHIP, Brooke		0-1	0-0	0-0	0	0	0	0	0	0	0	0	1				
42	ROGERS, Morgan		0-0	0-0	1-4	0	1	1	0	3	0	0	0	0	30			
	Team		35-52	6-13	30-39	0	3	3	0	34	13	14	6	6				

# Game Summaries

## GAME 5: TULANE 55, NC STATE 69

NOV. 24, 2013 // REYNOLDS COLISEUM // RALEIGH, N.C.

Leslie Vorpahl scored a career high 22 points on 7-of-12 shooting, 2-of-4 from beyond the arc, and 6-of-6 from the line. However, NC State outscored Tulane 20-14 in the paint, tallied 16 second-chance points, and recorded 20 points off turnovers, along with their eight three-pointers. Danielle Blagg also reached double digits with a 10-point performance.

### Tulane Green Wave 55 • 4-1

#	Player	Total		3-Ptr		Rebounds			PF	TP	A TO Blk Stl				Min
		FG-FGA	FG-FGA	FT-FTA	Off Def Tot	PF	TP	A TO Blk Stl							
11	VORPAHL, Leslie	7-12	2-4	6-6	0 1 1	1	22	3 2 0 0	3	6	0 1 0 0	24	25	2	18
15	EBOMWONYI, Adesuwa	0-1	0-0	0-0	1 1 2	3	0	0 1 0 0	2	4	0 1 0 0	24	25	2	18
22	DALE, Tiffany	1-3	0-0	2-4	3 6 9	3	4	1 4 0 0	2	25	0 2 1 1	29	29	2	18
23	KAPLAN, Jamie	0-6	0-0	4-4	0 3 3	1	4	4 4 0 0	2	22	0 1 0 1	25	25	2	18
45	DURU, Chinwe	2-7	0-0	2-3	0 6 6	3	6	0 0 1 0	2	26	0 1 0 0	22	22	2	18
03	MAGEE, Katye	1-2	1-2	0-0	0 2 2	1	3	0 0 0 0	2	12	0 1 0 0	12	12	2	18
20	BLAGG, Danielle	3-9	2-2	2-2	0 1 1	3	10	1 2 0 0	2	22	0 1 0 0	32	32	2	18
30	JONES, Tierra	0-3	0-0	0-0	0 2 2	1	0	0 1 0 1	4	14	0 3 0 0	3	17	2	18
33	LATHAM, Courtne	2-2	0-0	2-2	0 1 1	2	6	0 3 0 1	1	19	0 1 0 0	1	20	2	18
Team															
Totals		16-45	5-8	18-21	7 26 33	18	55	9 18 1 4	20	200					
FG % 1st Half: 8-21		38.1%		2nd half 8-24		33.3%		Game: 16-45		35.6%		Deadball			
3FG % 1st Half 3-5		60.0%		2nd half 2-3		66.7%		Game: 5-8		62.5%		Rebounds			
FT % 1st Half 4-4		100.0		2nd half 14-17		82.4%		Game: 18-21		85.7%		1			

### NC State 69 • 5-0

#	Player	Total		3-Ptr		Rebounds			PF	TP	A TO Blk Stl				Min
		FG-FGA	FG-FGA	FT-FTA	Off Def Tot	PF	TP	A TO Blk Stl							
01	M. Goodwin-Coleman	3-9	3-8	1-2	1 1 2	4	10	4 0 0 0	3	31	1 0 0 0	1	27	2	18
02	Len'Nique Brown	2-6	0-3	0-0	0 3 3	3	4	4 3 0 1	2	27	1 2 1 1	34	34	2	18
12	Krystal Barrett	1-2	0-0	1-2	2 1 3	2	3	3 1 1 0	2	28	0 1 1 0	19	19	2	18
34	Markeisha Gatling	7-13	0-0	0-0	5 3 8	4	14	0 3 0 0	2	17	2 4 0 4	30	30	2	18
44	Kody Burke	7-14	3-5	7-8	3 6 9	1	24	2 2 3 4	3	36	0 1 0 0	11	11	2	18
03	Miah Spencer	1-7	0-2	2-2	2 2 4	3	4	3 3 0 0	2	21	0 1 0 1	25	25	2	18
05	Breezy Williams	1-2	0-1	0-0	0 2 0	2	1	1 0 0 1	3	13	0 1 0 0	11	11	2	18
10	Ashley Eli	0-1	0-0	0-0	0 0 0	0	0	0 0 0 2	4	4	0 1 0 1	25	25	2	18
11	Jennifer Mathurin	1-3	1-3	0-0	0 2 2	1	3	0 0 0 0	1	11	0 2 0 0	1	17	2	18
41	Lakeesa Daniel	2-5	1-1	0-2	0 2 2	2	5	1 0 1 0	1	12	0 3 0 0	1	20	2	18
Team															
Totals		25-62	8-23	11-16	15 24 39	21	69	18 12 5 8	200						
FG % 1st Half: 12-33		36.4%		2nd half 13-29		44.8%		Game: 25-62		40.3%		Deadball			
3FG % 1st Half 3-13		23.1%		2nd half 5-10		50.0%		Game: 8-23		34.8%		Rebounds			
FT % 1st Half 4-5		80.0%		2nd half 7-11		63.6%		Game: 11-16		68.8%		1			

Officials: Luis Gonzalez, Angel Stanton, Kristi Vera  
Technical fouls: Tulane Green Wave-None. NC State-None.  
Attendance: 801

Score by periods	1st	2nd	Total
Tulane Green Wave	23	32	55
NC State	31	38	69

Points	In Paint	Off T/O	2nd Chance	Fast Break	Bench
TUL	14	10	6	0	19
NCST	20	20	16	2	14

## GAME 7: TULANE 52, AUBURN 62

DEC. 3, 2013 // AUBURN ARENA // AUBURN, ALA.

Down 37-20 at halftime and trailing as much as 21 points in the second half, Tulane used a 22-8 run midway through the final frame to turn a 46-25 deficit into a seven-point affair at 54-47 with 5:29 left to play. Yet Auburn was able to hang on for the 10-point victory to hand Tulane their third straight loss. Jamie Kaplan led the Green Wave with 18 points while Tiffany Dale posted her second straight double-double.

### Tulane Green Wave 52 • 4-3

#	Player	Total		3-Ptr		Rebounds			PF	TP	A TO Blk Stl				Min
		FG-FGA	FG-FGA	FT-FTA	Off Def Tot	PF	TP	A TO Blk Stl							
22	DALE, Tiffany	3-9	0-0	4-4	4 6 10	3	10	2 5 1 2	35	35	0 1 0 0	19	19	2	18
11	VORPAHL, Leslie	1-8	0-5	0-0	1 1 2	1	2	0 1 0 0	19	19	0 1 0 0	19	19	2	18
20	BLAGG, Danielle	1-8	0-3	1-2	2 0 2	2	3	0 3 1 0	16	16	0 3 1 0	34	34	2	18
23	KAPLAN, Jamie	5-12	3-6	5-9	0 6 6	2	18	0 2 0 1	34	34	0 2 0 1	17	17	2	18
30	JONES, Tierra	1-4	0-0	0-1	0 4 4	3	2	0 0 0 1	4	4	0 0 0 1	30	30	2	18
03	MAGEE, Katye	0-1	0-1	0-0	0 0 0	0	0	0 0 0 1	3	3	0 0 0 1	25	25	2	18
15	EBOMWONYI, Adesuwa	2-7	0-0	2-4	9 5 14	1	6	1 0 0 2	30	30	0 1 0 0	8	8	2	18
33	LATHAM, Courtne	2-5	0-0	3-4	0 1 1	2	7	2 4 0 0	25	25	0 0 0 0	7	7	2	18
45	DURU, Chinwe	1-6	0-0	2-4	1 2 3	5	4	0 0 3 1	20	20	0 3 1 0	24	24	2	18
Team															
Totals		16-60	3-15	17-28	21 25 46	19	52	8 17 5 10	200						
FG % 1st Half: 8-34		23.5%		2nd half 8-26		30.8%		Game: 16-60		26.7%		Deadball			
3FG % 1st Half 0-10		0.0%		2nd half 3-5		60.0%		Game: 3-15		20.0%		Rebounds			
FT % 1st Half 4-5		80.0%		2nd half 13-23		56.5%		Game: 17-28		60.7%		3,1			

### Auburn 62 • 5-3

#	Player	Total		3-Ptr		Rebounds			PF	TP	A TO Blk Stl				Min
		FG-FGA	FG-FGA	FT-FTA	Off Def Tot	PF	TP	A TO Blk Stl							
32	Tanner, Tyrese	5-14	0-0	7-12	6 7 13	3	17	2 1 1 2	37	37	1 3 2 0	20	20	2	18
44	Tanner, Tra'Cee	4-7	0-0	2-2	1 5 6	4	10	1 1 3 0	28	28	0 1 1 0	20	20	2	18
00	Muhammad, Hasina	4-10	0-1	2-3	3 6 9	4	10	1 1 2 0	20	20	0 4 5 0	24	24	2	18
10	Montgomery, Brandy	4-9	3-5	0-0	1 0 1	2	11	3 2 3 0	3	24	0 1 0 0	16	16	2	18
22	Parker, Kiani	1-4	0-1	0-3	0 2 2	3	2	3 3 0 3	24	24	0 1 0 0	1	1	2	18
03	Starr, Allina	0-2	0-1	2-2	0 3 3	1	2	3 0 0 0	16	16	0 1 0 0	27	27	2	18
13	Frerking, Katie	4-7	2-3	0-0	1 3 4	1	10	2 1 0 1	27	27	0 0 0 0	1	1	2	18
21	Brimfield, Melinda	0-0	0-0	0-0	0 0 0	0	0	0 0 0 0	1	1	0 0 0 0	9	9	2	18
34	Davis, Peyton	0-0	0-0	0-0	0 3 3	4	0	0 2 0 1	9	9	0 1 0 0	11	11	2	18
35	Capers, Cabriana	0-3	0-0	0-0	1 1 2	1	0	0 1 0 0	11	11	0 0 0 0	3	3	2	18
40	Dien, Khady	0-0	0-0	0-0	0 0 0	0	0	0 0 0 0	3	3	0 0 0 0	200	200	2	18
Team															
Totals		22-56	5-11	13-22	14 31 45	23	62	16 17 5 8	200						
FG % 1st Half: 15-30		50.0%		2nd half 7-26		26.9%		Game: 22-56		39.3%		Deadball			
3FG % 1st Half 3-8		37.5%		2nd half 2-3		66.7%		Game: 5-11		45.5%		Rebounds			
FT % 1st Half 4-8		50.0%		2nd half 9-14		64.3%		Game: 13-22		59.1%		3			

Officials: Sue Blauch (R), Luis Gonzalez (U1), Douglas Knight (U2)  
Technical fouls: Tulane Green Wave-None. Auburn-None.  
Attendance: 1611

Score by periods	1st	2nd	Total
Tulane Green Wave	20	32	52
Auburn	37	25	62

Points	In Paint	Off T/O	2nd Chance	Fast Break	Bench
TUL	18	18	11	4	17
AUB	24	15	14	4	12

## GAME 6: OLE MISS 89, TULANE 66

NOV. 30, 2013 // DEVLIN FIELDHOUSE // NEW ORLEANS

Tiffany Dale posted her second double-double with 17 points and a career best 16 rebounds, but Ole Miss never trailed in the contest, shooting 51.6 percent from the field compared to Tulane's 34.5 percent.

### Ole Miss 89 • 5-4

#	Player	Total		3-Ptr	
---	--------	-------	--	-------	--



# Game Summaries

## GAME 9: TULANE 79, VIRGINIA 72 (OT)

DEC. 20, 2013 // ALICO ARENA // FORT MYERS, FLA.

In dramatic fashion, Tulane bested Virginia 79-72 in overtime in day one action at the FGCU Hilton Garden Inn/Homewood Suites Classic. In a game of runs, Tierra Jones hit a clutch free-throw to send it to overtime, where Tulane held Virginia scoreless over the first two-plus minutes. Danielle Blagg tallied the first double-double of her career with a 25-point, 10-rebound performance.

### Virginia 72 • 4-6

#	Player	Total		3-Ptr		Rebounds			PF	TP	A		TO	Blk	Stl	Min
		FG	FGA	FG	FGA	FT	FTA	Off Def Tot			A	TO				
42	Sarah Imovbioh	f	5-8	0-0	4-8	1	4	8	12	5	14	2	3	0	0	37
44	Sydney Umeri	f	0-3	0-0	0-0	1	0	1	5	0	0	1	0	0	0	16
10	Kelsey Wolfe	g	2-9	1-5	1-1	0	4	4	5	6	5	3	0	0	0	29
14	Lexie Gerson	g	7-10	4-5	0-2	2	3	5	3	18	1	3	2	2	3	43
23	Ataira Franklin	g	7-16	2-7	6-8	2	2	4	3	22	4	3	0	3	4	42
03	Sarah Beth Barnette	g	0-0	0-0	0-0	1	2	3	2	0	1	1	0	0	0	7
12	Breyana Mason	g	0-2	0-0	0-0	1	0	1	0	0	0	1	0	0	0	7
13	Tiffany Suarez	g	2-3	0-0	0-0	1	0	1	5	4	0	0	0	0	0	12
15	Jayrn Garner	g	0-0	0-0	0-0	0	0	0	0	0	0	1	0	0	0	0
20	Faith Randolph	g	3-7	0-2	2-2	1	2	3	4	8	0	4	0	2	2	24
33	Raeshawn Gaffney	g	0-5	0-2	0-0	2	1	3	2	0	1	2	0	0	0	8
Team								1	3	4						
Totals		26-63	7-21	13-21	16	25	41	34	72	14	22	2	8	22	5	225

FG % 1st Half: 11-28 39.3% 2nd half 12-29 41.4% OT: 3-6 50.0% Game: 26-63 41.3% Deadball Rebounds 4  
3FG % 1st Half 5-12 41.7% 2nd half 1-8 12.5% OT: 1-1 100.0% Game: 7-21 33.3%  
FT % 1st Half: 1-5 20.0% 2nd half 12-16 75.0% OT: 0-0 0.0% Game: 13-21 61.9%

### Tulane Green Wave 79 • 6-3

#	Player	Total		3-Ptr		Rebounds			PF	TP	A		TO	Blk	Stl	Min
		FG	FGA	FG	FGA	FT	FTA	Off Def Tot			A	TO				
22	DALE, Tiffany	f	2-2	0-0	2-4	1	1	2	1	6	0	0	0	1	1	10
30	JONES, Tierra	f	1-1	0-0	1-2	5	2	7	4	3	2	2	0	2	30	24
11	VORPAHL, Leslie	g	1-5	1-3	6-6	1	1	2	4	9	2	5	0	0	0	30
20	BLAGG, Danielle	g	8-20	7-13	2-5	3	7	10	1	25	1	0	0	2	39	39
23	KAPLAN, Jamie	g	3-11	1-3	5-6	0	1	1	1	12	8	3	1	2	40	40
03	MAGEE, Katye	g	0-2	0-1	0-0	1	0	1	0	0	0	1	0	1	5	5
15	EBOMWONYI, Adesuwu	g	4-7	1-3	11-14	4	7	11	4	20	0	3	0	1	37	37
33	LATHAM, Courtne	g	0-3	0-1	2-4	0	2	2	3	2	0	2	1	0	22	22
45	DURU, Chinwe	g	0-3	0-0	2-4	2	4	6	5	2	1	1	0	0	18	18
Team								2	0	2						
Totals		19-54	10-24	31-45	19	25	44	23	79	14	19	1	10	22	5	225

FG % 1st Half: 13-26 50.0% 2nd half 4-24 16.7% OT: 2-4 50.0% Game: 19-54 35.2% Deadball Rebounds 5  
3FG % 1st Half 7-13 53.8% 2nd half 3-10 30.0% OT: 0-1 0.0% Game: 10-24 41.7%  
FT % 1st Half: 6-10 60.0% 2nd half 15-23 65.2% OT: 10-12 83.3% Game: 31-45 68.9%

Officials: Ronald Ledington, Reid Brockett, John Akins  
Technical fouls: Virginia-None. Tulane Green Wave-None.  
Attendance: 1453

Score by periods	1st	2nd	OT	Total
Virginia	28	37	7	72
Tulane Green Wave	39	26	14	79

Points	In	Off	2nd	Fast	Bench
UVA	24	19	12	0	12
TLN	16	28	24	0	24

## GAME 11: NORTHEASTERN 49, TULANE 85

DEC. 28, 2013 // DEVLIN FIELDHOUSE // NEW ORLEANS

In a dominant start to the DoubleTree Classic, Tulane rolled to a 85-49 victory over Northeastern. Tulane opened the game with an 11-0 run and never looked back, earning its highest margin of victory against a D-I opponent since Jan. 4, 2010 vs. Southeastern. The Green Wave connected on a season best 52.2 percent from the field and notched 29 assists, the fourth most in school history, including 10 from Jamie Kaplan.

### Northeastern 49 • 6-5

#	Player	Total		3-Ptr		Rebounds			PF	TP	A		TO	Blk	Stl	Min
		FG	FGA	FG	FGA	FT	FTA	Off Def Tot			A	TO				
23	DeFreese, Samantha	f	2-8	0-2	0-2	3	7	10	2	4	1	2	0	1	1	38
42	Tunstall, Jewel	c	3-8	0-0	3-4	2	2	4	4	9	0	4	2	1	24	24
01	Mercier, Amencie	g	5-17	0-4	1-2	1	3	4	2	11	4	4	0	1	40	40
10	Stewart, Kazzidy	g	0-6	0-2	4-6	2	3	5	4	4	2	2	0	0	39	39
13	Montagne, Tiffany	g	3-11	1-7	2-6	0	0	0	1	9	1	2	0	1	34	34
11	Iriah, Sade	g	1-2	0-0	0-0	4	3	7	1	2	0	1	0	0	7	7
14	Webb, Onia	g	0-1	0-0	0-0	0	0	0	0	0	0	0	0	0	2	2
25	Williams, DaChe	g	4-8	2-4	0-0	0	0	0	0	10	0	0	0	0	15	15
33	Sally, Francesca	g	0-0	0-0	0-0	0	0	0	0	0	0	0	0	0	1	1
Team								2	4	6						
Totals		18-61	3-19	10-20	14	22	36	14	49	8	17	2	4	20	0	200

FG % 1st Half: 10-34 29.4% 2nd half 8-27 29.6% Game: 18-61 29.5%  
3FG % 1st Half 2-11 18.2% 2nd half 1-8 12.5% Game: 3-19 15.8%  
FT % 1st Half: 2-6 33.3% 2nd half 8-14 57.1% Game: 10-20 50.0%

### Tulane Green Wave 85 • 8-3

#	Player	Total		3-Ptr		Rebounds			PF	TP	A		TO	Blk	Stl	Min
		FG	FGA	FG	FGA	FT	FTA	Off Def Tot			A	TO				
30	JONES, Tierra	f	7-8	0-0	0-0	3	3	6	4	14	3	0	1	1	27	27
45	DURU, Chinwe	c	6-8	0-0	1-2	2	9	11	2	13	0	2	1	0	1	18
11	VORPAHL, Leslie	g	1-3	0-1	0-0	1	3	4	3	2	6	2	0	0	0	28
20	BLAGG, Danielle	g	7-14	6-10	0-0	1	1	2	2	20	4	1	0	0	24	24
23	KAPLAN, Jamie	g	3-9	1-2	0-1	0	0	0	0	7	10	2	0	1	23	23
01	LaFLOE, Brook	g	0-0	0-0	0-0	0	0	0	0	0	0	0	0	0	2	2
03	MAGEE, Katye	g	0-5	0-5	0-0	0	0	0	0	0	1	0	0	0	0	16
15	EBOMWONYI, Adesuwu	g	2-5	0-0	0-0	2	5	7	1	4	1	4	0	2	21	21
22	DALE, Tiffany	g	3-5	0-0	6-8	3	9	12	1	12	0	0	3	2	16	16
33	LATHAM, Courtne	g	4-8	0-1	1-2	2	2	4	3	9	3	0	0	1	20	20
34	BLANKENSHIP, Brooke	g	0-0	0-0	0-0	0	0	0	0	0	1	0	0	0	2	2
42	ROGERS, Morgan	g	2-2	0-0	0-0	0	1	1	0	4	0	0	0	0	3	3
Team								1	1	2						
Totals		35-67	7-19	8-13	15	34	49	16	85	29	11	5	7	20	0	200

FG % 1st Half: 19-35 54.3% 2nd half 16-32 50.0% Game: 35-67 52.2%  
3FG % 1st Half 6-12 50.0% 2nd half 1-7 14.3% Game: 7-19 36.8%  
FT % 1st Half: 6-8 75.0% 2nd half 2-5 40.0% Game: 8-13 61.5%

Officials: Mary Day, Craig Miller, Royce Blevins  
Technical fouls: Northeastern-None. Tulane Green Wave-None.  
Attendance: 879

Score by periods	1st	2nd	Total
Northeastern	24	25	49
Tulane Green Wave	50	35	85

Points	In	Off	2nd	Fast	Bench
NE	20	8	6	4	12
TLN	44	12	12	6	29

## GAME 10: TULANE 89, SAINT FRANCIS 67

DEC. 21, 2013 // ALICO ARENA // FORT MYERS, FLA.

Danielle Blagg led four Tulane players in double figures with 23 points, including a 5-of-9 night from three-point range, on the way to the squad's second win at the FGCU Hilton Garden Inn/Homewood Suites Classic. The Green Wave benefited from a 47-25 second half advantage over Saint Francis to earn the 89-67 victory. As a team, Tulane hit 50.0 percent from the field and held Saint Francis to 20.0 percent in the second half.

### Tulane Green Wave 89 • 7-3

#	Player	Total		3-Ptr		Rebounds			PF	TP	A		TO	Blk	Stl	Min
		FG	FGA	FG	FGA	FT	FTA	Off Def Tot			A	TO				
30	JONES, Tierra	f	3-4	0-0	0-0	2	2	4	3	6	1	2	0	4	23	23
45	DURU, Chinwe	c	3-5	0-0	2-2	3	5	8	3	8	0	2	1	0	21	21
11	VORPAHL, Leslie	g	4-9	0-3	7-8	0	1	1	3	15	4	4	0	2	29	29
20	BLAGG, Danielle	g	7-15	5-9	4-4	2	5	7	3	23	1	3	0	0	32	32
23	KAPLAN, Jamie	g	3-7	0-1	6-9	0	4	4	2	12	5	4	0	0	32	32
03	MAGEE, Katye	g	2-4	2-4	0-0	0	1	1	0	6	0	1	0	0	12	12
15	EBOMWONYI, Adesuwu	g	4-6	0-0	3-4	5	4	9	4	11	3	1	2	1	28	28
33	LATHAM, Courtne	g	3-8	0-2	2-2	0	6	6	1	8	1	2	0	1	21	21
42	ROGERS, Morgan	g	0-0	0-0	0-0	0	1	1	1	0	0	1	0	0	2	2
Team								0	2	2						
Totals		29-58	7-19	24-29	12	31	43	20	89	15	21	3	8	20	0	200

FG % 1st Half: 14-27 51.9% 2nd half 15-31 48.4% Game: 29-58 50.0%  
3FG % 1st Half 5-11 45.5% 2nd half 2-8 25.0% Game: 7-19 36.8%  
FT % 1st Half: 9-12 75.0% 2nd half 15-17 88.2% Game: 24-29 82.8%

### Saint Francis (Pa.) 67 • 2-8

#	Player	Total		3-Ptr		Rebounds			PF	TP	A		TO	Blk
---	--------	-------	--	-------	--	----------	--	--	----	----	---	--	----	-----

# Game Summaries

## GAME 13: LSU 63, TULANE 35

JAN. 5, 2014 // DEVLIN FIELDHOUSE // NEW ORLEANS

LSU opened with four straight treys for a 12-0 lead and never looked back, defeating the Green Wave 63-35. The Tigers held Tulane to its third lowest score total in program history and snapped the squad's five game win streak. Tulane outrebounded LSU 36-34 as Jamie Kaplan led with 10 points.

### LSU 63 • 12-2

#	Player	Total		3-Ptr		Rebounds			PF	TP	A	TO	Blk	Stl	Min
		FG	FGA	FT	FTA	Off	Def	Tot							
21	MCKINNEY, Shanece	f	0-2	0-0	2-2	1	0	1	2	2	0	1	0	0	17
55	PLAISANCE, Theresa	f	6-12	1-2	2-2	4	10	14	2	15	0	3	3	3	31
5	KENNEY, Jeanne	g	5-11	5-10	2-2	0	3	3	0	17	5	1	0	0	30
11	MONCRIEF, Raigyne	g	2-7	0-1	0-0	0	3	3	1	4	4	1	0	3	26
32	BALLARD, Danielle	g	2-10	0-1	0-0	1	4	5	2	4	1	3	0	4	31
01	YOUNGBLOOD, Derrey	g	0-0	0-0	0-0	1	1	2	1	0	0	2	0	0	3
04	PEDERSEN, Anne	g	2-2	0-0	0-0	0	0	0	0	1	4	2	1	0	16
10	RHODES, Jasmine	g	0-0	0-0	0-0	0	1	1	4	0	3	0	0	0	9
13	HILL, Rina	g	1-1	0-0	2-2	0	0	0	3	4	1	1	0	0	12
24	HARDEN, DaShawn	g	4-6	3-4	0-0	2	2	4	0	11	2	3	0	3	15
42	BOYKIN, Sheila	g	1-1	0-0	0-0	1	0	1	1	2	0	1	0	1	10
Team						0	0	0			2				
Totals			23-52	9-18	8-8	10	24	34	17	63	15	22	3	14	200

FG % 1st Half: 12-29 41.4% 2nd half 11-23 47.8% Game: 23-52 44.2%  
3FG % 1st Half: 7-14 50.0% 2nd half 2-4 50.0% Game: 9-18 50.0%  
FT % 1st Half: 2-2 100.0 2nd half 6-6 100.0 Game: 8-8 100.0

Deadball  
Rebounds  
2

### Tulane Green Wave 35 • 9-4

#	Player	Total		3-Ptr		Rebounds			PF	TP	A	TO	Blk	Stl	Min
		FG	FGA	FT	FTA	Off	Def	Tot							
22	DALE, Tiffany	f	0-4	0-0	3-4	6	3	9	2	3	0	2	2	4	32
30	JONES, Tierra	f	1-2	0-0	0-2	1	3	4	4	0	0	0	0	3	21
11	VORPAHL, Leslie	g	1-8	0-4	1-2	2	3	5	1	3	2	3	0	1	23
20	BLAGG, Danielle	g	3-13	3-6	0-0	2	3	5	2	9	0	4	0	2	26
23	KAPLAN, Jamie	g	3-15	0-7	4-4	1	1	2	1	10	4	5	0	0	38
03	MAGEE, Katye	g	0-0	0-0	0-0	0	0	0	0	0	0	0	0	0	4
15	EBOMWONYI, Adesuwa	f	2-6	1-2	0-0	0	2	2	5	1	5	2	3	0	1
33	LATHAM, Courtnie	g	0-0	0-0	0-0	0	1	1	0	0	4	0	0	0	12
45	DURU, Chinwe	g	1-5	0-0	1-2	1	1	2	3	3	0	2	2	0	21
Team						3	0	3			2				
Totals			11-53	4-19	9-14	19	17	36	14	35	8	25	4	11	200

FG % 1st Half: 4-25 16.0% 2nd half 7-28 25.0% Game: 11-53 20.8%  
3FG % 1st Half: 1-7 14.3% 2nd half 3-12 25.0% Game: 4-19 21.1%  
FT % 1st Half: 4-6 66.7% 2nd half 5-8 62.5% Game: 9-14 64.3%

Deadball  
Rebounds  
4

Officials: John Fletcher, Craig Miller, Melanie Davis  
Technical fouls: LSU-None. Tulane Green Wave-None.  
Attendance: 2844

Score by periods	1st	2nd	Total
LSU	33	30	63
Tulane Green Wave	13	22	35

Points	In	Off	2nd	Fast	Bench
LSU	14	29	6	4	21
TUL	8	14	4	2	8

## GAME 15: TULANE 92, OLD DOMINION 62

JAN. 11, 2014 // TED CONSTANT CONVOCATION CENTER // NORFOLK, VA.

Tulane never trailed as it rolled past Old Dominion 92-62. The Green Wave scored its most points in a conference contest since posting a 92-74 win at Houston on Jan. 21, 2000. Tulane connected on a season-best 57.1 percent of their field goals (36-of-63), including a 19-of-31 performance in the second half (.613).

### Tulane Green Wave 92 • 11-4, 2-0

#	Player	Total		3-Ptr		Rebounds			PF	TP	A	TO	Blk	Stl	Min
		FG	FGA	FT	FTA	Off	Def	Tot							
15	EBOMWONYI, Adesuwa	f	4-6	0-1	0-0	1	2	3	1	8	1	0	0	1	24
22	DALE, Tiffany	f	6-9	0-0	2-2	2	5	7	3	14	1	3	1	1	29
30	JONES, Tierra	f	0-2	0-0	1-2	0	4	4	3	1	0	2	0	0	21
20	BLAGG, Danielle	g	8-15	4-8	2-2	3	4	7	1	22	1	0	0	1	27
23	KAPLAN, Jamie	g	5-8	0-2	2-2	0	2	2	1	12	9	1	0	1	29
01	LaFLOE, Brook	g	0-0	0-0	0-0	0	0	0	0	0	0	0	0	0	1
03	MAGEE, Katye	g	1-1	1-1	0-0	1	0	1	0	3	0	0	0	0	4
11	VORPAHL, Leslie	g	6-11	3-5	3-4	1	3	4	1	18	9	0	0	1	30
33	LATHAM, Courtnie	g	2-3	1-1	0-0	2	3	5	2	5	4	2	0	0	16
34	BLANKENSHIP, Brooke	g	0-0	0-0	0-0	0	0	0	0	0	0	0	0	0	2
42	ROGERS, Morgan	g	1-2	0-0	1-2	1	0	1	0	3	0	0	0	0	3
45	DURU, Chinwe	g	3-6	0-0	0-1	1	2	3	4	6	1	1	0	1	14
Team						3	0	3							
Totals			36-63	9-18	11-15	15	25	40	16	92	26	9	1	6	200

FG % 1st Half: 17-32 53.1% 2nd half 19-31 61.3% Game: 36-63 57.1%  
3FG % 1st Half: 5-10 50.0% 2nd half 4-8 50.0% Game: 9-18 50.0%  
FT % 1st Half: 2-3 66.7% 2nd half 1-2 50.0% Game: 11-15 73.3%

Deadball  
Rebounds  
2

### Old Dominion 62 • 7-9,0-2

#	Player	Total		3-Ptr		Rebounds			PF	TP	A	TO	Blk	Stl	Min
		FG	FGA	FT	FTA	Off	Def	Tot							
01	KELLEY, Shae	f	6-12	0-2	7-10	4	6	10	2	19	0	3	0	0	31
03	PAINTER, Chelisa	f	0-2	0-0	0-0	1	1	2	0	2	0	2	1	0	9
32	MINOR, Tiffany	f	7-12	3-8	0-2	1	3	4	1	17	1	0	0	0	36
00	GARDNER, Stephanie	g	2-8	1-5	1-2	0	0	0	1	6	1	1	0	0	23
05	GOODHOPE, Galaisha	g	2-10	1-4	0-0	2	2	4	2	5	2	2	0	2	34
02	BRANDAO, Michelle	g	0-0	0-0	0-0	0	0	0	1	0	0	1	0	0	5
04	ALLISON, Becca	g	3-5	0-2	3-3	1	0	1	0	9	2	2	0	1	19
23	AJEMBA, Ije	g	0-0	0-0	0-0	0	0	0	0	0	0	0	0	0	4
24	YOUNGER, LaQuanda	g	0-4	0-4	0-0	3	0	3	1	0	1	0	1	0	14
34	OIGBOKIE, Odequa	g	2-4	0-0	2-2	1	1	2	1	6	0	0	0	0	14
40	YOUNG, Destinee	g	0-0	0-0	0-0	1	0	1	0	0	0	0	0	0	2
53	RICHARDS, Shakeva	g	0-1	0-0	0-0	0	0	0	1	0	0	0	0	0	9
Team						0	1	1							
Totals			22-58	5-25	13-19	14	14	28	12	62	7	11	2	4	200

FG % 1st Half: 9-30 30.0% 2nd half 13-28 46.4% Game: 22-58 37.9%  
3FG % 1st Half: 3-14 21.4% 2nd half 1-11 9.1% Game: 5-25 20.0%  
FT % 1st Half: 1-4 25.0% 2nd half 12-15 80.0% Game: 13-19 68.4%

Deadball  
Rebounds  
3

Officials: Lawson Newton, Angelica Suffren, Michael Johnson  
Technical fouls: Tulane Green Wave-None. Old Dominion-None.  
Attendance: 2158

Score by periods	1st	2nd	Total
Tulane Green Wave	41	51	92
Old Dominion	22	40	62

Points	In	Off	2nd	Fast	Bench
TUL	36	12	21	4	35
ODU	32	5	15	4	15

## GAME 14: TULANE 77, MARSHALL 61

JAN. 9, 2014 // CAM ANDERSEN CENTER // HUNTINGTON, W.V.

The junior tandem of forward Tiffany Dale and point guard Jamie Kaplan both posted double-doubles and the Green Wave used a 14-0 run late in the game to turn a single-digit edge into a 22-point advantage as Tulane defeated Marshall, 77-61, in the Conference USA opener.

### Tulane Green Wave 77 • 10-4, 1-0

#	Player	Total		3-Ptr		Rebounds			PF	TP	A	TO	Blk	Stl	Min
		FG	FGA	FT	FTA	Off	Def	Tot							
15	EBOMWONYI, Adesuwa	f	3-8	1-2	0-0	4	4	8	4	7	1	2	0	1	18
22	DALE, Tiffany	f	7-12	0-0	4-6	4	8	12	2	18	3	3	2	0	34
30	JONES, Tierra	f	1-6	0-0	1-2	3	2	5	2	3	4	2	0	1	14
20	BLAGG, Danielle	g	4-8	3-5	3-4	1	3	4	3	14	0	1	0	0	26
23	KAPLAN, Jamie	g	5-9	1-4	1-3	0	6	6	2	12	10	2	0	0	31
03	MAGEE, Katye	g	0-1	0-1	0-0	0	0	0	0	0	0	0	0	0	8
11	VORPAHL, Leslie	g	4-7	3-6	0-0	0	6	6	4	11	3	0	1	2	27
33	LATHAM, Courtnie	g	1-6	0-1	2-2	0	0	0	2	4	2	1	0	1	25
45	DURU, Chinwe	g	3-5	0-0	2-2	1	1	2	4	8	0	2	1	0	11
Team						0	4	4			1				
Totals			28-62	8-19	13-19	13	34	47	24	77	21	15	4	5	200

FG % 1st Half: 15-32 46.9% 2nd half 13-30 43.3% Game: 28-62 45.2%  
3FG % 1st Half: 2-11 18.2% 2nd half 6-8 75.0% Game: 8-19 42.1%  
FT % 1st Half: 5-9 55.6% 2nd half 8-10 80.0% Game: 13-19 68.4%

Deadball  
Rebounds  
1

### Marshall 61 • 7-7,0-1

#	Player	Total			3-Ptr			Rebounds			PF	TP	A	TO	Blk	Stl	Min
		FG	FGA	FT	FTA	Off	Def	Tot									
21	ROMERO, Chelsey	f	0-4	0-0	0-0	1	5	6	5	0	0	0	2	1	17		
35	DICKENS, Suporia	f	5-14	2-8	7-8	3	7	10	1	19	1	1	0	2	33		
01	SCOTT, Leah	g	5-9	0-0	9-10	1	5	6	2	19	2	5	0	2	34		
03	JOHNSON, AJ	f	2-11	2-9	2-2	0	0	0	2	8	2	3	0	1	36		
20	VICTRUM, Norrishia	g	4-12	1-6	2-6	0	1	1	1	11	4	1	0	1	36		
05	AKERS, McKenzie	f	0-2	0-2	0-0	0	0	0	3	0	1	0	0	0	8		
11	SORRELLS, Aja	f	0-1	0-0	0-0	0	0	0	0	0	0	1	0	0	3		
15	WOODS, Erica	f	0-0	0-0	0-0	0	0	0	2	0	2	0	0	1	13		
33	EZEIGBO, Chukwuka	f	2-3	0-0	0-1	2	2	4	1	4	0	0	1	0	20		
	Team					0	6	6				1					
	Totals		18-56	5-25	20-27	7	26	33	17	61	12	12	3	8	200		



# Game Summaries

## GAME 17: SOUTHERN MISS 71, TULANE 73 (OT)

JAN 18, 2014 // DEVLIN FIELDHOUSE // NEW ORLEANS

Danielle Blagg drained a 3-pointer at the buzzer as Tulane rallied for a 73-71 overtime victory against C-USA rival Southern Miss. The Green Wave trailed by seven midway through the second half, but sent the game to overtime on a pair of free throws by Chinwe Duru with 4.9 seconds remaining in regulation. Down 71-70 in OT, Tiffany Dale reeled in a clutch rebound after two missed free throws from Southern Miss to call a timeout with 4.5 seconds remaining, where Blagg connected on the game-winning three.

### Southern Miss 71 • 13-4, 2-2 C-USA

#	Player	Total		3-Ptr		Rebounds		PF	TP	A	TO	Bk	Stl	Min
		FG	FGA	FG	FGA	Off	Def							
11	MARTIN, Voche'	f	1-2	0-0	0-0	0	0	0	0	2	0	0	0	9
25	NIX, Markia	f	3-5	0-0	0-0	0	3	3	2	6	0	2	0	19
00	COYNE, Alex	g	3-5	2-4	0-0	0	1	1	4	8	0	1	0	2
01	FAULKNER, Jamierra	g	3-12	0-4	4-9	1	3	4	10	13	3	0	6	40
10	CLEMONS, Jerontay	g	6-15	0-0	6-10	3	5	8	1	18	3	3	0	4
04	JONES, Tamara	g	2-12	0-4	2-2	2	2	4	4	6	0	0	1	23
12	DINKINS, Brittany	g	3-7	2-5	0-0	0	1	1	3	8	0	0	0	1
20	JORDAN, Kierra	g	3-4	0-0	3-4	1	7	8	3	9	1	2	1	30
24	FOLSOM, Ashley	g	1-1	0-0	2-7	1	1	2	3	4	0	2	0	10
Team						4	3	7						
Totals			25-63	4-17	17-32	12	26	38	24	71	17	16	1	225

FG % 1st Half: 12-28 42.9% 2nd half 10-27 37.0% OT: 3-8 37.5% Game: 25-63 39.7% Deadball Rebounds 6  
3FG % 1st Half: 3-9 33.3% 2nd half 0-7 0.0% OT: 1-1 100.0% Game: 4-17 23.5%  
FT % 1st Half: 4-8 50.0% 2nd half 11-18 61.1% OT: 2-6 33.3% Game: 17-32 53.1%

### Tulane Green Wave 73 • 12-5, 3-1 C-USA

#	Player	Total		3-Ptr		Rebounds		PF	TP	A	TO	Bk	Stl	Min
		FG	FGA	FG	FGA	Off	Def							
15	EBOMWONYI, Adesuwa	f	2-4	0-1	0-0	0	6	6	3	4	2	1	1	0
22	DALE, Tiffany	f	2-5	0-0	2-2	5	8	13	4	6	1	7	2	1
30	JONES, Tierra	f	3-4	0-0	4-7	1	3	4	10	1	2	0	1	31
20	BLAGG, Danielle	g	4-10	4-6	1-3	2	6	8	3	13	0	4	2	0
23	KAPLAN, Jamie	g	0-9	0-2	0-2	0	3	3	0	9	8	0	5	35
03	MAGEE, Katye	g	1-2	1-1	0-0	0	0	0	0	3	0	0	0	5
11	VORPAHL, Leslie	g	6-11	2-4	6-8	0	2	2	4	20	2	4	0	1
33	LATHAM, Courtnie	g	1-3	0-0	4-6	2	0	2	1	6	1	2	0	1
45	DURU, Chinwe	g	3-11	0-0	5-7	5	5	10	4	11	1	1	0	0
Team						5	2	7						
Totals			22-59	7-14	22-35	20	35	55	26	73	17	31	5	9

FG % 1st Half: 11-27 40.7% 2nd half 8-25 32.0% OT: 3-7 42.9% Game: 22-59 37.3% Deadball Rebounds 4  
3FG % 1st Half: 5-8 62.5% 2nd half 0-3 0.0% OT: 2-3 66.7% Game: 7-14 50.0%  
FT % 1st Half: 3-9 33.3% 2nd half 16-22 72.7% OT: 3-4 75.0% Game: 22-35 62.9%

Officials: Angie Enlund, Travis Jones, Erica Bradley  
Technical fouls: Southern Miss-None. Tulane Green Wave-None.  
Attendance: 1493

Score by periods	1st	2nd	OT	Total
Southern Miss	31	31	9	71
Tulane Green Wave	30	32	11	73

Points	In	Off	2nd	Fast	Bench
USM	34	18	7	10	27
TUL	18	15	12	10	20

## GAME 19: LOUISIANA TECH 61, TULANE 75

JAN. 25, 2014 // DEVLIN FIELDHOUSE // NEW ORLEANS

Tiffany Dale tied her career high with 22 points as she recorded a double-double with 10 rebounds. The Green Wave led by as many as 18 points in the second half, but La. Tech held Tulane scoreless for 6:29 to get within single digits. However, Jamie Kaplan made jumpers in two of the Green Wave's next three possessions and the squad hit 6-of-8 free throws over the final minute and a half, to hold on for the 75-61 victory.

### Louisiana Tech 61 • 6-13, 1-5 C-USA

#	Player	Total		3-Ptr		Rebounds		PF	TP	A	TO	Bk	Stl	Min
		FG	FGA	FG	FGA	Off	Def							
02	FRAZIER, Whitney	f	7-15	0-2	4-5	3	8	11	4	18	2	2	1	40
42	HALL, Veanca	f	0-0	0-0	2-2	1	0	1	3	2	0	0	0	1
00	JACKSON, JaQuan	g	2-9	2-6	0-0	2	2	4	0	6	0	2	1	0
10	WALTER, Christstasia	g	4-11	1-4	0-0	3	6	9	3	9	8	6	1	1
23	PERRY, Lulu	g	7-13	1-5	2-2	3	0	3	4	17	3	2	0	0
04	VUCINIC, Jelena	g	1-3	1-3	0-0	1	1	2	2	3	0	1	0	0
15	JEFFERSON, Brittny	g	0-2	0-1	0-0	0	0	0	0	3	0	2	0	0
21	ANDREWS, Kannedria	g	0-4	0-3	0-0	0	1	1	1	0	1	1	0	0
44	CHENEVERT, Tyia'e	g	0-0	0-0	0-0	0	2	2	1	0	0	0	0	0
32	MOTEN, Kevione	g	0-0	0-0	2-4	0	1	1	2	2	0	0	0	0
33	LANGSTON, Savanna	g	2-4	0-1	0-0	0	2	2	2	4	0	2	0	1
Team						0	1	1						
Totals			23-61	5-25	10-13	13	24	37	25	61	14	18	3	7

FG % 1st Half: 10-32 31.3% 2nd half 13-29 44.8% Game: 23-61 37.7% Deadball Rebounds 1  
3FG % 1st Half: 2-10 20.0% 2nd half 3-15 20.0% Game: 5-25 20.0%  
FT % 1st Half: 4-4 100.0% 2nd half 6-9 66.7% Game: 10-13 76.9%

### Tulane Green Wave 75 • 14-5, 5-1 C-USA

#	Player	Total		3-Ptr		Rebounds		PF	TP	A	TO	Bk	Stl	Min
		FG	FGA	FG	FGA	Off	Def							
15	EBOMWONYI, Adesuwa	f	3-7	0-1	0-0	2	2	4	4	6	2	3	0	3
22	DALE, Tiffany	f	5-8	0-0	12-12	5	5	10	2	22	2	2	0	0
30	JONES, Tierra	f	0-3	0-0	4-6	2	4	6	4	4	0	0	0	3
20	BLAGG, Danielle	g	3-11	2-8	2-5	0	9	9	2	10	1	2	0	1
23	KAPLAN, Jamie	g	6-10	0-1	6-6	1	0	1	1	18	7	2	0	1
03	MAGEE, Katye	g	0-0	0-0	0-0	0	0	0	0	0	1	0	0	1
11	VORPAHL, Leslie	g	1-4	0-0	0-2	0	0	0	0	2	3	2	0	0
33	LATHAM, Courtnie	g	1-3	1-1	0-0	0	2	2	1	3	0	1	1	1
45	DURU, Chinwe	g	4-8	0-0	2-3	1	3	4	1	10	0	1	1	1
Team						0	2	2						
Totals			23-54	3-13	26-34	11	27	38	15	75	16	13	2	11

FG % 1st Half: 12-29 41.4% 2nd half 11-25 44.0% Game: 23-54 42.6% Deadball Rebounds 4  
3FG % 1st Half: 1-5 20.0% 2nd half 2-8 25.0% Game: 3-13 23.1%  
FT % 1st Half: 10-13 76.9% 2nd half 16-21 76.2% Game: 26-34 76.5%

Officials: Mary Day, Laura Morris, Dawn Marsh  
Technical fouls: Louisiana Tech-None. Tulane Green Wave-None.  
Attendance: 618

Score by periods	1st	2nd	Total
Louisiana Tech	26	35	61
Tulane Green Wave	35	40	75

Points	In	Off	2nd	Fast	Bench
LATECH	26	21	10	4	9
TUL	30	21	15	12	15

## GAME 18: TULANE 78, CHARLOTTE 76 (OT)

JAN. 22, 2014 // DALE F. HALTON ARENA // CHARLOTTE, N.C.

Tulane earned its third overtime victory of the season with a 78-76 win over Charlotte, marking the most OT victories since the 1985-86 squad. Danielle Blagg spearheaded the win with a couple of three-pointers in OT as Leslie Vorpahl sealed it with a free throw.

### Tulane Green Wave 78 • 13-5, 4-1 C-USA

#	Player	Total		3-Ptr		Rebounds		PF	TP	A	TO	Bk	Stl	Min
		FG	FGA	FG	FGA	Off	Def							
15	EBOMWONYI, Adesuwa	f	6-13	1-3	3-4	3	5	8	3	16	2	1	1	2
22	DALE, Tiffany	f	3-7	0-0	2-4	4	3	7	2	8	1	0	0	0
20	BLAGG, Danielle	g	5-8	2-3	7-8	2	2	4	2	19	1	1	0	0
23	KAPLAN, Jamie	g	6-12	2-4	1-2	0	2	2	2	15	6	2	0	0
30	JONES, Tierra	g	0-2	0-0	2-2	0	0	0	5	2	0	0	0	0
03	MAGEE, Katye	g	1-2	1-2	0-0	0	1	1	0	3	0	0	0	0
11	VORPAHL, Leslie	g	2-8	1-3	3-4	0	2	2	2	8	4	3	0	1
33	LATHAM, Courtnie	g	1-5	0-0	0-0	1	4	5	1	2	4	3	1	4
42	ROGERS, Morgan	g	0-0	0-0	1-2	2	2	4	1	1	0	1	0	0
45	DURU, Chinwe	g	2-4	0-0	0-2	1	1	2	4	4	0	0	1	1
Team						2	1	3						
Totals			26-61	7-15	19-28	15	23	38	22	78	18	12	3	8

FG % 1st Half: 10-25 40.0% 2nd half 12-28 42.9% OT: 4-8 50.0% Game: 26-61 42.6% Deadball Rebounds 6  
3FG % 1st Half: 4-9 44.4% 2nd half 1-4 25.0% OT: 2-2 100.0% Game: 7-15 46.7%  
FT % 1st Half: 5-8 62.5% 2nd half 11-13 84.6% OT: 3-7 42.9% Game: 19-28 67.9%

### Charlotte 76 • 9-9, 3-2 C-USA

#	Player	Total		3-Ptr		Rebounds		PF	TP	A	TO	Blk	Stl	Min	
		FG-FGA	FG-FGA	FT-FTA	Off	Def	Tot								
13	TYLER, Gabby	f	6-11	0-0	3-6	4	5	9	3	15	1	2	2	0	27
20	GORDON, Kira	f	3-9	0-0	8-9	5	4	9	2	14	3	2	0	1	42
03	HOLMES, Ayanna	g	0-4	0-0	0-0	1	0	1	1	0	0	1	0	0	17
10	HAMMONDS, Ny	g	6-16	0-1	2-2	0	2	2	2	14	7	2	1	2	44
22	SIGMON, Hillary	g	4-11	1-6	4-6	2	1	3	4	13	1	1	0	0	37
01	GREGORY, Ciara	g	0-2	0-2	0-0	0	0	0	0	0	0	0	0	0	4
21	WEBSTER, Lefty	g	3-4	2-3	2-2	2	2	4	4	10	2	1	0	0	25
24	CARTER, Tori	g	1-1	0-0	1-1	0	1	1	0	3	0	0	0	0	10
32	ALEXANDER, Alexis	g	3-4	0-0	1-1	0	4	4	3	7	0	4	1	0	14
50	RANKIN, Olivia	g	0-0	0-0	0-0	0	0	0	0	0	0	0	0	0	5
Team						2	4	6							
Totals			26-61	3-12	21-2										

# Game Summaries

## GAME 21: UTEP 86, TULANE 72

FEB. 1, 2014 // DEVLIN FIELDHOUSE // NEW ORLEANS

Tulane clung to a 52-51 advantage with 9:27 left only to see UTEP go on a 16-3 run over the next 4:16 and acquire a lead that would never dip below double digits the rest of the way. Tiffany Dale (18 pts) and Adesuwa Ebomwonyi (14 pts) each provided double-digits while Jamie Kaplan supplied 11 assists.

### UTEP 86 • 17-4, 6-2 C-USA

#	Player	Total		3-Ptr		Rebounds		PF	TP	A	TO	Blk	Stl	Min
		FG-FGA	FG-FGA	FT-FTA	FT-FTA	Off	Def							
05	THORNTON, Kayla	r	10-19	3-5	6-7	8	10	18	2	29	4	3	2	37
14	VITOLA, Kristine	c	6-8	1-1	0-0	1	6	7	2	13	4	1	4	32
02	TURNER, Cameasha	g	2-3	0-0	0-0	0	0	0	4	4	3	2	0	14
03	WILLINGHAM, Kelli	g	4-10	4-8	2-2	0	4	4	4	14	4	5	0	30
32	PARKER, Chrisauna	g	0-2	0-0	0-0	2	7	9	2	0	3	2	1	19
04	GARI, Irene		0-1	0-1	1-2	0	3	3	1	1	1	0	0	8
10	TELLES, Stacie		3-4	3-4	2-3	1	2	3	0	11	3	0	0	30
12	TAYLOR, Sparkle		2-5	0-0	2-4	2	4	6	0	6	1	1	0	11
24	NASH, Jenzel		2-12	0-2	4-4	1	1	2	3	8	3	3	0	18
25	KIRSTEINE, Anete		0-1	0-1	0-0	0	0	0	0	0	0	0	0	1
Team						0	1	1						
Totals			29-65	11-22	17-22	15	38	53	18	86	26	20	7	200

FG % 1st Half: 9-31 29.0% 2nd half 20-34 58.8% Game: 29-65 44.6% Deadball Rebounds 1  
3FG % 1st Half: 4-10 40.0% 2nd half 7-12 58.3% Game: 11-22 50.0%  
FT % 1st Half: 6-9 66.7% 2nd half 11-13 84.6% Game: 17-22 77.3%

### Tulane Green Wave 72 • 15-6, 6-2 C-USA

#	Player	Total		3-Ptr		Rebounds		PF	TP	A	TO	Blk	Stl	Min
		FG-FGA	FG-FGA	FT-FTA	FT-FTA	Off	Def							
15	EBOMWONYI, Adesuwa	r	6-13	2-5	0-1	2	5	7	2	14	2	0	0	32
22	DALE, Tiffany	f	8-9	0-0	2-3	4	5	9	5	18	1	2	1	29
30	JONES, Tierra	f	1-3	0-0	1-2	1	1	2	5	3	0	0	0	14
20	BLAGG, Danielle	g	4-16	1-8	0-1	1	2	3	3	9	2	1	2	33
23	KAPLAN, Jamie	g	1-6	0-3	4-4	1	0	1	3	6	11	3	0	29
11	VORPAHL, Leslie		2-11	0-7	3-3	0	3	3	0	7	3	2	0	25
33	LATHAM, Courtne		2-8	0-4	3-5	0	2	2	1	7	1	2	0	21
45	DURU, Chinwe		3-9	0-0	2-2	3	5	8	1	8	0	0	2	0
Team						3	2	5						
Totals			27-75	3-27	15-21	15	25	40	20	72	20	10	5	200

FG % 1st Half: 14-41 34.1% 2nd half 13-34 38.2% Game: 27-75 36.0% Deadball Rebounds 1  
3FG % 1st Half: 0-10 0.0% 2nd half 3-17 17.6% Game: 3-27 11.1%  
FT % 1st Half: 7-9 77.8% 2nd half 8-12 66.7% Game: 15-21 71.4%

Officials: Eric Koch, Pualani Spurlock, Troy Winders  
Technical fouls: UTEP-None. Tulane Green Wave-None.  
Attendance: 764

Score by periods	1st	2nd	Total			In	Off	2nd	Fast	
UTEP	28	58	86	Points	Paint	T/O	Chance	Break	Bench	
Tulane Green Wave	35	37	72	UTEP	32	18	10	12	26	
				Tulane	34	24	10	12	22	

## GAME 23: TULANE 68, UTSA 54

FEB. 8, 2014 // CONVOCATION CENTER // SAN ANTONIO, TEXAS

Trailing 30-26 at halftime, Tulane utilized runs of 10-2 and 11-0 to go up as much as 19 points in the second half. The Green Wave defense held UTSA to just 29.2 percent shooting in the second half. Furthermore, five Tulane players reached double-figure scoring, including Jamie Kaplan and Courtne Latham, who led with 14 points each.

### Tulane Green Wave 68 • 17-6, 8-2 C-USA

#	Player	Total		3-Ptr		Rebounds		PF	TP	A	TO	Blk	Stl	Min
		FG-FGA	FG-FGA	FT-FTA	FT-FTA	Off	Def							
15	EBOMWONYI, Adesuwa	r	0-2	0-0	0-0	1	2	3	2	0	2	1	1	18
22	DALE, Tiffany	f	5-10	0-0	2-2	1	4	5	3	12	2	3	3	29
30	JONES, Tierra	f	0-0	0-0	0-0	0	2	2	1	0	0	0	0	7
20	BLAGG, Danielle	g	2-4	1-1	0-0	0	5	5	3	5	0	2	0	24
23	KAPLAN, Jamie	g	6-13	1-6	1-2	0	1	1	1	14	7	3	0	32
03	MAGEE, Katye		0-1	0-0	0-0	0	1	1	0	0	0	0	0	5
11	VORPAHL, Leslie		3-8	2-3	4-4	0	1	1	2	12	3	2	0	33
33	LATHAM, Courtne		6-12	2-4	0-0	3	3	6	1	14	3	4	0	26
42	ROGERS, Morgan		0-0	0-0	0-0	0	1	1	0	0	1	0	0	3
45	DURU, Chinwe		4-5	0-0	3-3	0	5	5	4	11	1	0	3	23
Team						2	3	5						
Totals			26-55	6-15	10-11	7	28	35	17	68	18	16	7	200

FG % 1st Half: 9-26 34.6% 2nd half 17-29 58.6% Game: 26-55 47.3% Deadball Rebounds 0  
3FG % 1st Half: 3-8 37.5% 2nd half 3-7 42.9% Game: 6-15 40.0%  
FT % 1st Half: 5-5 100.0% 2nd half 5-6 83.3% Game: 10-11 90.9%

### UTSA 54 • 11-11, 2-7 C-USA

#	Player	Total		3-Ptr		Rebounds		PF	TP	A	TO	Blk	Stl	Min
		FG-FGA	FG-FGA	FT-FTA	FT-FTA	Off	Def							
02	Hergott, Mathilde	r	0-4	0-3	0-0	0	2	2	3	0	4	3	1	27
33	Bell, Mannasha	r	5-10	0-0	2-5	4	4	8	0	12	1	2	1	28
30	Smith, Tasha	c	1-5	0-0	0-0	1	5	6	4	2	1	0	1	19
10	King, Kamra	g	4-13	2-7	5-8	1	2	1	15	3	0	1	2	39
24	Spaletta, Ashley	g	0-7	0-4	4-4	2	4	6	1	14	4	4	0	26
05	Heard, Alane		1-2	0-0	0-0	0	1	1	0	2	2	0	0	8
21	Elon, Akunna		0-0	0-0	0-0	0	1	1	0	0	0	0	0	3
23	Adams, McKenzie		5-8	0-0	0-1	2	2	4	2	10	0	1	3	29
25	Williams, Taylor		0-0	0-0	0-0	0	0	0	0	0	0	0	0	1
32	Tate, Dwanisha		3-7	2-3	1-1	0	2	2	3	9	1	2	1	20
Team						3	1	4						
Totals			19-56	4-17	12-19	13	23	36	14	54	11	15	7	200

FG % 1st Half: 12-32 37.5% 2nd half 7-24 29.2% Game: 19-56 33.9% Deadball Rebounds 3  
3FG % 1st Half: 2-7 28.6% 2nd half 2-10 20.0% Game: 4-17 23.5%  
FT % 1st Half: 4-7 57.1% 2nd half 8-12 66.7% Game: 12-19 63.2%

Officials: Scott Yarbrough, Nick Marshall, Chaney Muench  
Technical fouls: Tulane Green Wave-None. UTSA-TEAM.  
Attendance: 910

Score by periods	1st	2nd	Total								
Tulane Green Wave	26	42	68	Points	In	Off	2nd	Fast			
UTSA	30	24	54	Paint	T/O	Chance	Break	Bench			
				TLN	38	8	4	10	37		
				UTSA	28	7	5	0	21		

## GAME 22: NORTH TEXAS 55, TULANE 56

FEB. 5, 2014 // DEVLIN FIELDHOUSE // NEW ORLEANS

The Green Wave trailed by as many as 20 on four occasions in the first half and were down by 11 at 51-40 with 5:52 left to play. Tulane outscored Mean Green 9-1 over the final four-plus minutes to complete the comeback, including a clutch lay-up from Tiffany Dale with just four seconds on the clock. Courtne Latham led Tulane with 12 points on 6-of-10 shooting.

### North Texas 55 • 9-13, 3-6 C-USA

#	Player	Total		3-Ptr		Rebounds		PF	TP	A	TO	Blk	Stl	Min
		FG-FGA	FG-FGA	FT-FTA	FT-FTA	Off	Def							
03	WYNN, Briesha	r	6-12	0-2	0-0	4	6	10	1	12	5	5	0	40
33	HYDER, Alexis	r	0-1	0-0	1-2	0	3	3	2	1	0	3	0	24
04	MCCOY, Laura	g	3-6	3-6	0-0	0	0	0	4	9	4	3	0	29
13	PETERSON, Janis	g	2-7	1-3	0-0	0	3	3	2	5	4	3	0	19
14	ADAMS, Candice	g	4-13	1-6	1-2	1	3	4	3	10	3	3	0	36
00	CHRISTIAN, Hannah		1-3	0-2	0-0	0	0	0	0	2	2	0	0	15
23	TAC, Achell		7-10	0-0	1-2	7	8	15	0	15	0	2	3	31
32	NELSON, Desiree		0-1	0-0	1-2	0	0	0	0	1	0	2	0	6
Team						2	0	2						
Totals			23-53	5-19	4-8	14	23	37	14	55	16	23	3	200

FG % 1st Half: 17-27 63.0% 2nd half 6-26 23.1% Game: 23-53 43.4% Deadball Rebounds 3  
3FG % 1st Half: 3-7 42.9% 2nd half 2-4 50.0% Game: 5-19 26.3%  
FT % 1st Half: 2-4 50.0% 2nd half 2-4 50.0% Game: 4-8 50.0%

### Tulane Green Wave 56 • 16-6, 7-2 C-USA

#	Player	Total		3-Ptr		Rebounds		PF	TP	A	TO	Blk	Stl	Min
		FG-FGA	FG-FGA	FT-FTA	Off	Def	Total							
15	EBOMWONYI, Adesuwa	r	3-7	0-2	2-2	7	3	10	1	8	1	2	0	27
22	DALE, Tiffany	f	4-6	0-0	1-1	3	1	4	1	9	1	1	2	28
30	JONES, Tierra	f	0-3	0-0	0-0	1	4	5	1	0	0	1	0	17
20	BLAGG, Danielle	g	1-9	0-6	0-0	3	0	3	0	2	0	4	1	22
23	KAPLAN, Jamie	g	2-12	1-4	5-5	1	3	4	2	10	3	5	0	33
03	MAGEE, Katye		0-3	0-3	0-0	0	0	0	0	0	1	0	0	5
11	VORPAHL, Leslie		3-12	1-8	2-4	2	1	3	1	9	5	4	0	25
33	LATHAM, Courtnie		6-10	0-2	0-0	3	1	4	0	12	0	1	0	25
42	ROGERS, Morgan		1-1	0-0	0-0	0	0	0	0	1	2	0	0	1
45	DURU, Chinwe		2-4	0-0	0-0	3	0	3	3	4	0	0	1	10
	Team					1	4	5						
Totals			22-67	2-25	10-12	24	17	41	10	56	11	18	4	180



# Game Summaries

## GAME 25: FIU 55, TULANE 66

FEB. 15, 2014 // DEVLIN FIELDHOUSE // NEW ORLEANS

Tiffany Dale led with a double-double on 18 points and 12 rebounds in Tulane's 66-55 win over FIU. The Green Wave utilized a second half field goal percentage of .609 on 14-of-23 shooting. Jamie Kaplan (12 pts), Courtnie Latham (11 pts) and Danielle Blagg (11 pts) each scored in double figures. Tulane also dominated inside the paint, holding a 36-22 point advantage.

### FIU 55 • 11-13, 5-6 C-USA

#	Player	Total		3-Ptr		Rebounds			PF	TP	A	TO	Blk	Stl	Min
		FG-FGA	FG-FGA	FT-FTA	FT-FTA	Off	Def	Tot							
25	DURANT, Arielle	f	2-6	1-1	2-2	2	3	5	4	7	2	1	0	1	36
32	McKINZIE, Tynia	f	5-9	0-0	2-4	4	4	8	1	12	1	2	0	4	36
03	LABADY, Zsafia	g	0-3	0-1	0-0	1	0	1	2	0	0	0	0	1	18
14	IDOM, Kamika	g	2-4	1-2	0-0	0	3	3	4	5	3	1	0	2	30
22	COLEY, Jerica	g	8-30	1-5	5-8	2	4	6	3	22	4	4	1	4	37
05	SHADE, Taylor	g	3-12	2-6	1-2	0	2	2	2	9	0	1	0	0	31
10	EPNERE, Katrina	g	0-0	0-0	0-0	0	4	4	1	0	1	1	0	0	8
33	WRIGHT, Brianna	g	0-1	0-0	0-0	0	1	1	2	0	1	0	0	0	4
Team						3	1	4							
Totals			20-65	5-15	10-16	12	22	34	19	55	12	10	1	12	200
FG % 1st Half: 9-30		30.0%	2nd half 11-35		31.4%	Game: 20-65		30.8%	Deadball Rebounds 2						
3FG % 1st Half: 3-4		75.0%	2nd half 2-11		18.2%	Game: 5-15		33.3%							
FT % 1st Half: 2-4		50.0%	2nd half 8-12		66.7%	Game: 10-16		62.5%							

### Tulane Green Wave 66 • 19-6, 10-2 C-USA

#	Player	Total		3-Ptr		Rebounds			PF	TP	A	TO	Blk	Stl	Min
		FG-FGA	FG-FGA	FT-FTA	FT-FTA	Off	Def	Tot							
15	EBOMWONYI, Adesuwa	f	3-7	1-2	0-0	2	5	7	4	7	1	1	0	1	23
22	DALE, Tiffany	f	6-9	0-0	6-10	3	9	12	2	18	2	0	3	1	30
20	BLAGG, Danielle	g	5-12	1-4	0-0	1	5	6	0	11	0	5	0	1	34
23	KAPLAN, Jamie	g	5-7	0-0	2-2	0	3	3	1	12	4	2	0	2	32
33	LATHAM, Courtnie	g	4-11	0-2	3-3	3	4	7	1	11	6	1	0	2	33
03	MAGEE, Katye	g	0-0	0-0	0-0	0	0	0	0	0	0	0	0	0	3
21	VORPAHL, Leslie	g	0-3	0-3	0-0	0	3	3	0	0	2	3	0	0	18
30	JONES, Tierra	g	1-2	0-0	3-4	0	2	2	4	5	0	3	0	0	11
45	DURU, Chinwe	g	1-2	0-0	0-0	0	5	5	2	2	1	2	0	0	16
Team						0	1	1							
Totals			25-53	2-11	14-19	9	37	46	14	66	16	17	3	7	200
FG % 1st Half: 11-30		36.7%	2nd half 14-23		60.9%	Game: 25-53		47.2%	Deadball Rebounds 2						
3FG % 1st Half: 1-5		20.0%	2nd half 1-6		16.7%	Game: 2-11		18.2%							
FT % 1st Half: 6-9		66.7%	2nd half 8-10		80.0%	Game: 14-19		73.7%							

Officials: Gina Cross, Marc Merritt, John Fletcher  
Technical fouls: FIU-None. Tulane Green Wave-None.  
Attendance: 642

Score by periods	1st	2nd	Total
FIU	23	32	55
Tulane Green Wave	29	37	66

Points	In Paint	Off T/O	2nd Chance	Fast Break	Bench
FIU	22	20	11	7	9
TLN	36	14	11	17	7

## GAME 27: TULSA 61, TULANE 65

FEB. 26, 2014 // DEVLIN FIELDHOUSE // NEW ORLEANS

Jamie Kaplan posted game highs of 17 points and seven assists as Tulane reached the 20-win plateau for the fifth straight season. Adesuwa Ebomwonyi nearly notched a double-double with 12 points and nine rebounds while Danielle Blagg recorded another double-digit performance with 13 points. Tulane shot 42.9 percent from the field.

### Tulsa 61 • 11-14, 5-9 C-USA

#	Player	Total		3-Ptr		Rebounds			PF	TP	A	TO	Blk	Stl	Min
		FG-FGA	FG-FGA	FT-FTA	FT-FTA	Off	Def	Tot							
25	SPOERL, Liesl	f	2-5	0-0	0-0	0	1	1	2	4	0	0	0	0	9
11	JINKS, Rickae	c	1-1	0-0	0-0	0	3	3	1	2	0	4	0	0	10
00	GROVEY, Kelsee	g	2-9	2-7	0-0	0	1	1	1	6	3	1	0	1	30
01	VASQUEZ, Jasmine	g	1-5	0-1	0-0	1	1	2	2	2	2	0	0	0	25
04	LANE, Erika	g	2-5	2-5	0-0	0	2	2	1	6	1	2	0	1	19
21	PARKER, Stevi	g	1-2	0-0	1-1	3	1	4	3	3	2	0	0	1	15
23	CLARK, Ashley	g	3-9	0-2	0-0	2	3	5	5	6	5	2	0	1	24
24	CAMPBELL, Autura	g	3-3	0-0	1-3	0	1	1	3	7	0	0	0	0	9
32	TURNER, Mariah	g	5-8	0-0	0-1	2	2	4	1	10	0	0	0	1	26
35	BRADY, Kadan	g	6-13	3-7	0-0	2	3	5	0	15	3	4	0	2	33
Team						1	2	3							
Totals			26-60	7-22	2-5	11	20	31	19	61	16	13	0	7	200
FG % 1st Half: 10-25		40.0%	2nd half 16-35		45.7%	Game: 26-60		43.3%	Deadball Rebounds 1						
3FG % 1st Half: 4-10		40.0%	2nd half 3-12		25.0%	Game: 7-22		31.8%							
FT % 1st Half: 1-3		33.3%	2nd half 1-2		50.0%	Game: 2-5		40.0%							

### Tulane Green Wave 65 • 20-7, 11-3 C-USA

#	Player	Total		3-Ptr		Rebounds			PF	TP	A	TO	Blk	Stl	Min
		FG-FGA	FG-FGA	FT-FTA	FT-FTA	Off	Def	Tot							
15	EBOMWONYI, Adesuwa	f	4-7	0-1	4-5	5	4	9	3	12	1	2	1	1	24
22	DALE, Tiffany	f	1-3	0-0	4-4	2	4	6	3	6	1	3	2	1	22
20	BLAGG, Danielle	g	5-14	3-11	0-0	0	7	7	3	13	0	2	1	1	33
23	KAPLAN, Jamie	g	6-9	2-3	3-7	2	0	2	0	17	7	2	0	1	36
33	LATHAM, Courtnie	g	3-7	0-2	2-3	2	4	6	0	8	3	2	0	0	33
03	MAGEE, Katye	g	0-1	0-1	0-0	0	0	0	0	0	0	0	0	0	5
11	VORPAHL, Leslie	g	1-2	0-1	0-0	0	0	0	0	2	0	2	0	0	7
30	JONES, Tierra	g	0-3	0-0	3-6	1	2	3	2	3	0	0	0	0	19
42	ROGERS, Morgan	g	0-1	0-0	0-0	0	1	1	0	0	0	0	0	0	3
45	DURU, Chinwe	g	1-2	0-0	2-2	0	2	2	1	4	1	0	0	1	18
Team						1	1	2							
Totals			21-49	5-19	18-27	13	25	38	12	65	13	13	4	5	200
FG % 1st Half: 9-24		37.5%	2nd half 12-25		48.0%	Game: 21-49		42.9%	Deadball Rebounds 4						
3FG % 1st Half: 2-10		20.0%	2nd half 3-9		33.3%	Game: 5-19		26.3%							
FT % 1st Half: 8-11		72.7%	2nd half 10-16		62.5%	Game: 18-27		66.7%							

Officials: Bryan Enterline, Marlin Ramsey, Meadow Overstreet  
Technical fouls: Tulsa-None. Tulane Green Wave-None.  
Attendance: 940

Score by periods	1st	2nd	Total
Tulsa	25	36	61
Tulane Green Wave	28	37	65

Points	In Paint	Off T/O	2nd Chance	Fast Break	Bench
TLS	32	19	11	4	41
TLN	22	14	13	2	9

## GAME 26: TULANE 79, UAB 81

FEB. 22, 2014 // BARTOW ARENA // BIRMINGHAM, ALA.

Danielle Blagg posted a big second half, scoring 19 of her 21 points but Tulane fell 81-79 to UAB. Tulane trailed by seven with 29 seconds left but pulled within two with 3.4 to play with Kaplan heading to the free-throw line. Kaplan missed both free throws, Tulane recovered, but Blagg's jumper at the buzzer was deflected. Kaplan posted her fifth double-digit assist game with 12 dimes.

### Tulane Green Wave 79 • 19-7, 10-3

#	Player		Total		3-Ptr		Rebounds			PF	TP	A	TO	Blk	Stl	Min
			FG	FGA	FG	FGA	FT	FTA	Off							
15	EBOMWONYI, Adesuwa	f	4-9	0-3	2-4		2	5	7	2	10	4	2	2	2	30
45	DURU, Chinwe	c	3-6	0-0	3-4		1	3	4	4	9	0	0	1	0	22
20	BLAGG, Danielle	g	8-16	5-6	0-1		2	4	6	4	21	1	2	0	0	34
23	KAPLAN, Jamie	g	4-6	1-1	0-3		0	0	0	2	9	12	5	0	3	38
33	LATHAM, Courtnie	g	5-9	1-2	2-2		1	1	2	2	13	3	2	1	3	37
03	MAGEE, Katye		0-0	0-0	0-0		1	0	1	0	0	0	0	0	0	6
22	DALE, Tiffany		8-12	0-0	1-2		1	6	7	2	17	0	2	1	0	23
30	JONES, Tierra		0-3	0-0	0-0		1	0	1	2	0	0	1	0	1	10
Team							3	1	4							
Totals				32-61	7-12	8-16	12	20	32	18	79	20	14	5	9	200
FG % 1st Half: 13-26			50.0%	2nd half 19-35	54.3%	Game: 32-61			52.5%	Deadball Rebounds						
3FG % 1st Half: 1-2			50.0%	2nd half 6-10	60.0%	Game: 7-12			58.3%							
FT % 1st Half: 7-10			70.0%	2nd half 6-16	37.5%	Game: 8-16			50.0%							

# Game Summaries

## GAME 29: MIDDLE TENNESSEE 64, TULANE 52

MARCH 5, 2014 // DEVLIN FIELDHOUSE // NEW ORLEANS

Tulane acquired its first loss in a home finale since 1993, falling 64-52 to Middle Tennessee. Danielle Blagg led the Green Wave with 18 points after sinking 8-of-14 shots from the field, including a 2-of-3 performance from beyond the 3-point arc. As a result, Tulane earned the No. 4 seed in the C-USA Tournament.

### Middle Tennessee 64 • 26-4, 15-1 C-USA

#	Player	Total		3-Ptr		Rebounds			PF	TP	A TO Blk Stl				Min
		FG-FGA	FT-FTA	FG-FGA	FT-FTA	Off	Def	Tot			A	TO	Blk	Stl	
21	ROWE, Ebony	f	7-16	0-1	10-10	7	7	14	0	24	3	3	1	2	40
34	JONES, Olivia	f	1-8	0-4	1-2	4	1	5	0	3	1	1	0	1	26
42	STEWART, KeKe	c	4-10	2-6	0-0	2	4	6	4	10	1	1	0	1	33
05	CASON, Shanice	g	1-4	1-3	0-0	0	0	0	2	3	1	1	0	2	18
52	LEONARD, Laken	g	1-8	1-5	0-0	2	0	2	1	3	0	0	0	0	26
02	BRINKLEY, Janay		2-5	1-3	2-2	4	1	5	1	7	2	1	0	0	24
23	MARCH, Lauren		1-2	1-1	0-0	0	1	1	0	3	0	0	0	0	7
24	DOW, China		0-1	0-1	0-0	1	1	2	2	0	0	0	0	0	4
32	WARDEN, Caroline		2-5	1-4	6-7	0	3	3	1	11	2	3	0	0	22
Team						1	2	3							
Totals			19-59	7-28	19-21	21	20	41	11	64	10	10	1	6	200

FG % 1st Half: 11-26 42.3% 2nd half 8-33 24.2% Game: 19-59 32.2% Deadball Rebounds 1  
3FG % 1st Half 6-12 50.0% 2nd half 1-16 6.3% Game: 7-28 25.0%  
FT % 1st Half: 8-8 100.0 2nd half 11-13 84.6% Game: 19-21 90.5%

### Tulane Green Wave 52 • 20-9, 11-5 C-USA

#	Player	Total		3-Ptr		Rebounds			PF	TP	A TO Blk Stl				Min
		FG-FGA	FT-FTA	FG-FGA	FT-FTA	Off	Def	Tot			A	TO	Blk	Stl	
15	EBOMWONYI, Adesuwa	f	4-11	0-2	0-0	2	3	5	1	8	1	0	1	0	24
22	DALE, Tiffany	f	4-5	0-0	1-1	3	4	7	3	9	3	4	6	1	33
20	BLAGG, Danielle	g	8-14	2-3	0-0	3	2	5	1	18	1	1	0	0	34
23	KAPLAN, Jamie	g	2-11	1-4	1-2	0	4	4	3	6	10	1	0	0	37
33	LATHAM, Courtnie	g	0-1	0-0	0-0	0	1	1	2	0	3	2	1	1	21
03	MAGEE, Katye	g	0-3	0-2	0-0	0	0	0	1	0	0	0	0	0	11
11	VORPAHL, Leslie		0-1	0-0	0-0	1	0	1	2	0	1	1	0	0	6
30	JONES, Tierra		0-0	0-0	0-0	0	0	0	0	0	0	1	0	0	5
34	BLANKENSHIP, Brooke		0-0	0-0	0-0	0	0	0	0	0	0	0	0	0	1
42	ROGERS, Morgan		0-0	0-0	1-2	0	1	1	2	1	0	4	0	0	9
45	DURU, Chinwe		4-10	0-0	2-2	3	3	6	3	10	0	2	1	0	19
Team						3	2	5							
Totals			22-56	3-11	5-7	15	20	35	18	52	19	16	9	3	200

FG % 1st Half: 11-29 37.9% 2nd half 11-27 40.7% Game: 22-56 39.3% Deadball Rebounds 1  
3FG % 1st Half 3-8 37.5% 2nd half 0-3 0.0% Game: 3-11 27.3%  
FT % 1st Half: 3-4 75.0% 2nd half 2-3 66.7% Game: 5-7 71.4%

Officials: Amy Bonner, Charles Carroll, Jules Gallien  
Technical fouls: Middle Tennessee-None. Tulane Green Wave-None.  
Attendance: 848

Score by periods	1st	2nd	Total
Middle Tennessee	36	28	64
Tulane Green Wave	28	24	52

Points	In Paint	Off T/O	2nd Chance	Fast Break	Bench
MT	24	17	13	0	21
TLN	22	10	14	6	11

## GAME 31: TULANE 68, MISSISSIPPI ST 77

MARCH 20, 2014 // HUMPHREY COLISEUM // STARKVILLE, MISS.

Jamie Kaplan broke the program's single season assist record, tallying five in the game to bring her season total to 209. Kaplan also tallied a game high 17 points in the 77-68 WNIT opening round loss to Mississippi St.

### Tulane Green Wave 68 • 20-11

#	Player	Total		3-Ptr		Rebounds			PF	TP	A TO Blk Stl				Min
		FG-FGA	FT-FTA	FG-FGA	FT-FTA	Off	Def	Tot			A	TO	Blk	Stl	
22	Dale, Tiffany	f	3-10	0-0	2-3	4	2	6	1	8	0	1	3	0	34
45	Duru, Chinwe	c	3-6	0-0	0-0	1	0	1	5	6	1	0	3	0	14
11	Vorpahl, Leslie	g	2-5	2-4	2-2	0	1	1	2	8	3	2	0	0	16
23	Kaplan, Jamie	g	8-15	1-2	0-0	0	3	3	3	17	5	7	0	1	33
33	Latham, Courtnie	g	2-7	0-1	3-3	2	3	5	2	7	1	1	0	1	21
03	Magee, Katye		0-0	0-0	0-0	0	0	0	0	0	0	0	0	0	5
15	Ebomwonyi, Adesuwa		4-10	0-0	0-0	5	5	10	2	8	0	1	0	3	30
20	Blagg, Danielle		3-9	2-3	0-0	1	3	4	1	8	1	3	0	2	23
30	Jones, Tierra		1-4	0-0	4-4	1	2	3	3	6	1	0	0	0	12
42	Rogers, Morgan		0-0	0-0	0-0	0	2	2	1	0	0	1	1	0	12
Team						3	1	4							
Totals			26-66	5-10	11-12	17	22	39	20	68	12	16	7	7	200

FG % 1st Half: 13-28 46.4% 2nd half 13-38 34.2% Game: 26-66 39.4% Deadball Rebounds 1  
3FG % 1st Half 4-8 50.0% 2nd half 1-2 50.0% Game: 5-10 50.0%  
FT % 1st Half: 3-3 100.0 2nd half 8-9 88.9% Game: 11-12 91.7%

### Mississippi State 77 • 20-13

#	Player	Total		3-Ptr		Rebounds			PF	TP	A TO Blk Stl				Min
		FG-FGA	FT-FTA	FG-FGA	FT-FTA	Off	Def	Tot			A	TO	Blk	Stl	
03	Breanna Richardson	f	5-9	0-0	3-4	8	2	10	3	13	3	3	0	3	30
10	Martha Alwal	c	5-12	0-0	5-6	2	3	5	1	15	0	1	5	2	37
00	Dominique Dillingham	g	3-6	2-4	3-6	2	4	6	1	11	0	0	0	0	26
11	Katia May	g	0-2	0-2	2-2	0	3	3	3	2	2	5	0	1	21
51	Savannah Carter	g	6-15	1-2	2-2	3	4	7	3	15	3	2	0	0	29
05	Sherise Williams		0-0	0-0	1-2	1	1	2	0	1	0	0	1	0	3
13	Ketara Chapel		1-2	0-0	0-0	0	1	1	1	2	0	1	0	1	10
14	Kendra Grant		3-11	2-5	2-2	0	1	1	3	10	1	0	2	1	25
21	Jerica James		2-5	0-2	4-4	1	1	2	2	8	4	1	0	0	19
Team						1	3	4							
Totals			25-62	5-15	22-28	18	23	41	17	77	13	13	8	8	200

FG % 1st Half: 15-35 42.9% 2nd half 10-27 37.0% Game: 25-62 40.3% Deadball Rebounds 3  
3FG % 1st Half 3-7 42.9% 2nd half 2-8 25.0% Game: 5-15 33.3%  
FT % 1st Half: 8-9 88.9% 2nd half 14-19 73.7% Game: 22-28 78.6%

Officials: Pualani Spurlock, Jules Gallien, Kylie Galloway  
Technical fouls: Tulane Green Wave-None. Mississippi State-None.  
Attendance: 1059  
2014 WNIT First Round

Score by periods	1st	2nd	Total
Tulane Green Wave	33	35	68
Mississippi State	41	36	77

Points	In Paint	Off T/O	2nd Chance	Fast Break	Bench
TLN	30	8	10	2	22
MS	26	10	18	6	21

## GAME 30: FIU 69, TULANE 55

MARCH 13, 2014 // MEMORIAL GYM // EL PASO, TEXAS

Tiffany Dale posted her seventh double-double on the year with a 17-point, 12-rebound performance, but fourth seeded Tulane fell 69-55 to 13-seed FIU in the C-USA quarterfinals. Tulane rallied from a 34-26 halftime deficit to pull within 58-55 with 5:36 left, but the Green Wave went 0-for-12 from the field down the stretch.

### FIU 69 • 15-17

#	Player	Total		3-Ptr		Rebounds			PF	TP	A TO Blk Stl				Min
		FG-FGA	FT-FTA	FG-FGA	FT-FTA	Off	Def	Tot			A	TO	Blk	Stl	
25	DURANT, Arielle	f	0-5	0-1	1-2	0	4	4	2	1	2	3	0	0	37
32	McKINZIE, Tynia	f	7-7	0-0	1-2	1	9	10	0	15	0	1	1	1	32
05	SHADE, Taylor	g	6-14	1-5	0-0	2	3	5	1	13	0	1	0	0	38
14	IDOM, Kamika	g	2-4	1-1	1-2	3	5	8	2	6	1	4	0	2	25
22	COLEY, Jerica	g	13-24	0-1	8-11	3	5	8	4	34	6	3	1	3	39
03	LABADY, Zsafia	g	0-0	0-0	0-0	0	0	0	0	0	0	0	0	0	1
10	EPNERE, Katrina		0-1	0-0	0-0	0	2	2	2	0	0	2	0	1	20
33	WRIGHT, Brianna		0-1	0-0	0-0	1	2	3	1	0	0	1	1	0	8
Team						3	3	6							
Totals			28-56	2-8	11-17	13	33	46	12	69	9	17	3	7	200

FG % 1st Half: 16-31 51.6% 2nd half 12-25 48.0% Game: 28-56 50.0% Deadball Rebounds 3  
3FG % 1st Half 1-5 20.0% 2nd half 1-3 33.3% Game: 2-8 25.0%  
FT % 1st Half: 1-2 50.0% 2nd half 10-15 66.7% Game: 11-17 64.7%

### Tulane Green Wave 55 • 20-10

#	Player	Total		3-Ptr		Rebounds			PF	TP	A TO Blk Stl				Min
		FG-FGA	FT-FTA	FG-FGA	FT-FTA	Off	Def	Tot			A	TO	Blk	Stl	
25	EBOMWONYI, Adesuwa	f	6-13	0-2	0-0	4	3	7	3	12	1	4	1	6	35
22	DALE, Tiffany	f	6-15	0-1	5-10	4	8	12	3	17	0	1	0	0	38
20	BLAGG, Danielle	g	0-8	0-5	0-0	1	1	2	1	0	1	2	0	1	28
23	KAPLAN, Jamie	g	2-11	0-3	2-2	0	1	1	2	6	6	2	0	3	34
33	LATHAM, Courtnie	g	0-1	0-0	2-2	1	2	3	0	2	1	3	0	0	21
11	VORPAHL, Leslie		4-10	4-6	0-0	2	0	2	2	12	2	1	0	0	26
30	JONES, Tierra		0-1	0-0	0-0	1	0	1	1	0	0	0	0	0	5
42	ROGERS, Morgan		0-2	0-0	0-0	1	0	1	2	0	0	0	0	0	2
45	DURU, Chinwe		3-5	0-0	0-0	1	2	3	3	6	1	0	0	0	11
Team						0	1	1							
Totals			21-66	4-17	9-14	15	18	33	17	55	12	13	1	10	200



# All-Time Record/Coaching Records

Year	W	L	Pct	W	L	Pct	Finish	Postseason	Head Coach
1975-76	4	9	.308	--	--	----	-----	-----	Karen Womack
1976-77	7	13	.350	--	--	----	-----	-----	Karen Womack
1977-78	12	10	.545	--	--	----	-----	-----	Karen Womack
1978-79	14	9	.609	--	--	----	-----	-----	Karen Womack
1979-80	16	11	.593	--	--	----	-----	-----	Karen Womack
1980-81	12	16	.429	--	--	----	-----	-----	Avie Bridges
1981-82	12	15	.444	--	--	----	-----	-----	Julia Yeater
1982-83	8	20	.286	--	--	----	-----	-----	Julia Yeater
1983-84	8	20	.286	3	7	.300	T6th Metro	-----	Julia Yeater
1984-85	6	22	.214	1	9	.100	8th Metro	-----	Julia Yeater
1985-86	16	12	.571	--	--	----	-----	-----	Joline Matsunami
1986-87	9	19	.321	--	--	----	-----	-----	Joline Matsunami
1987-88	15	13	.536	--	--	----	-----	-----	Joline Matsunami
1988-89	14	13	.519	--	--	----	-----	-----	Joline Matsunami
1989-90	6	22	.214	1	13	.071	8th Metro	-----	Candi Harvey
1990-91	6	22	.214	1	13	.071	8th Metro	-----	Candi Harvey
1991-92	9	19	.321	4	8	.333	T4th Metro	-----	Candi Harvey
1992-93	14	13	.581	6	6	.500	T4th Metro	-----	Candi Harvey
1993-94	17	14	.548	5	7	.417	5th Metro	WNIT	Candi Harvey
1994-95	19	10	.655	9	3	.750	2nd Metro	NCAA (1st Round)	Lisa Stockton
1995-96	21	10	.677	9	5	.643	T2nd C-USA Red	NCAA (1st Round)	Lisa Stockton
1996-97	27	5	.844	12	2	.857	1st C-USA Red	NCAA (2nd Round)	Lisa Stockton
1997-98	21	7	.750	12	4	.750	2nd C-USA National	NCAA (1st Round)	Lisa Stockton
1998-99	24	6	.800	12	4	.750	1st C-USA National	NCAA (1st Round)	Lisa Stockton
1999-00	27	5	.844	12	4	.750	1st C-USA National	NCAA (2nd Round)	Lisa Stockton
2000-01	22	10	.688	12	4	.750	1st C-USA National	NCAA (1st Round)	Lisa Stockton
2001-02	24	11	.686	8	6	.571	T3rd C-USA	NCAA (2nd Round)	Lisa Stockton
2002-03	19	10	.655	8	6	.571	T3rd C-USA	NCAA (1st Round)	Lisa Stockton
2003-04	10	18	.357	3	11	.214	T8th C-USA	-----	Lisa Stockton
2004-05	11	16	.407	3	11	.214	T9th C-USA	-----	Lisa Stockton
2005-06	15	12	.556	8	8	.500	T5th C-USA	-----	Lisa Stockton
2006-07	26	7	.788	13	3	.813	1st C-USA	WNIT (2nd Round)	Lisa Stockton
2007-08	16	14	.533	6	10	.375	T9th C-USA	-----	Lisa Stockton
2008-09	18	14	.563	9	7	.563	6th C-USA	-----	Lisa Stockton
2009-10	26	7	.788	12	4	.750	1st C-USA	NCAA (1st Round)	Lisa Stockton
2010-11	23	11	.676	9	7	.563	T4th C-USA	WNIT (2nd Round)	Lisa Stockton
2011-12	23	11	.676	9	7	.563	T3rd C-USA	WNIT (2nd Round)	Lisa Stockton
2012-13	24	9	.727	11	5	.688	T2nd C-USA	WNIT (3rd Round)	Lisa Stockton
2013-14	20	11	.645	11	5	.688	4th in C-USA	WNIT (1st Round)	Lisa Stockton
39 Seasons	621	496	.556	209	179	.539	4 Conference Titles	10 NCAAAs, 6 WNITs	

## CAREER COACHING RECORD

Coach	Years	Span	Won	Loss	Pct
Karen Womack	5	1975-80	53	52	.505
Avie Bridges	1	1980-81	12	16	.429
Julie Yeater	4	1981-85	34	77	.306
Joline Matsunami	5	1985-90	60	79	.432
Candi Harvey	4	1990-94	46	68	.404
Lisa Stockton	20	1994-Present	416	204	.671

## MOST WINS

Coach	Years	Span	Won	Loss	Pct
Lisa Stockton	20	1994-Present	416	204	.671
Joline Matsunami	5	1985-90	60	79	.432
Karen Womack	5	1975-80	53	52	.505
Candi Harvey	4	1990-94	46	68	.404
Julie Yeater	4	1981-85	34	77	.306
Avie Bridges	1	1980-81	12	16	.429

## BEST WINNING PERCENTAGE

Coach	Years	Span	Won	Loss	Pct
Lisa Stockton	20	1994-Present	416	204	.671
Karen Womack	5	1975-80	53	52	.505
Joline Matsunami	5	1985-90	60	79	.432
Candi Harvey	4	1990-94	46	68	.404
Avie Bridges	1	1980-81	12	16	.429
Julie Yeater	4	1981-85	34	77	.306

## MOST WINS IN A SEASON

Coach	Season	Won	Loss	Pct
Lisa Stockton	1999-2000	27	5	.844
Lisa Stockton	1996-97	27	5	.844
Lisa Stockton	2006-07	26	7	.788
Lisa Stockton	2012-13	24	9	.727
Lisa Stockton	2001-02	24	11	.714
Lisa Stockton	1998-99	24	6	.800

# Postseason History

## NCAA Tournament Box Scores

### NCAA Tournament

#### 1995 Midwest Regional

Friday, March 16 - Lubbock, Texas

(2) Texas Tech def. (15) Tulane • 87-72

#### 1996 West Regional

Friday, March 15 - Boulder, Colo.

(3) Colorado def. (14) Tulane • 83-75

#### 1997 East Regional

Saturday, March 15 - Washington, D.C.

(10) Tulane def. (13) Santa Barbara • 72-69

Monday, March 17 - Washington, D.C.

(5) George Washington def. Tulane • 81-67

#### 1998 West Regional

Friday, March 13 - Iowa City, Iowa

(5) Kansas def. (12) Tulane • 72-68

#### 1999 East Regional

Saturday, March 13 - Durham, N.C.

(11) St. Joseph's def. (6) Tulane • 83-72

#### 2000 Midwest Regional

Saturday, March 18 - Lubbock, Texas

(6) Tulane def. (11) Vermont • 65-60

Monday, March 20 - Lubbock, Texas

(3) Texas Tech def. Tulane • 76-59

#### 2001 Midwest Regional

Friday, March 16 - Ames, Iowa

(7) Florida State def. (10) Tulane • 72-70

#### 2002 West Regional

Saturday, March 16 - Palo Alto, Calif.

(10) Tulane def. (7) Colorado State • 73-69

Monday, March 18 - Palo Alto, Calif.

(2) Stanford def. Tulane • 77-55

#### 2003 West Regional

Saturday, March 22 - Palo Alto, Calif.

(6) Minnesota def. (11) Tulane • 68-48

#### 2010 Sacramento Regional

Saturday, March 20 - Tempe, Ariz.

(5) Georgia def. (12) Tulane • 64-59

## WNIT

#### 1994

Thursday, March 24 - Amarillo, Texas

Tulane def. Louisiana-Monroe • 78-75

Saturday, March 25 - Amarillo, Texas

Arkansas State def. Tulane • 72-66

Sunday, March 26 - Amarillo, Texas

Pittsburgh def. Tulane • 71-66

#### 2007

Wednesday, March 14 - New Orleans, La.

Tulane def. Jackson State • 76-43

Sunday, March 18 - Starkville, Miss.

Mississippi State def. Tulane • 79-73

#### 2011

Thursday, March 17 - New Orleans, La.

Tulane def. Southern • 61-31

Monday, March 21 - Tulsa, Okla.

Oral Roberts def. Tulane • 92-86

#### 2012

Thursday, March 15 - Fogelman Arena

Tulane def. Mississippi Valley State • 68-61

Sunday, March 19 - Lubbock, Texas

Texas Tech def. Tulane • 69-55

#### 2013

March 21 - New Orleans, La.

Tulane def. Sam Houston State • 65-57

March 24 - Fayetteville, Ark.

Tulane def. Arkansas • 60-48

March 27 - Auburn, Ala.

Auburn def. Tulane • 72-52

#### 2014

March 20 - Starkville, Miss.

Mississippi St. def. Tulane • 77-68

### TEXAS TECH 87, TULANE 72

3/16/95 - 1st Round - Lubbock, Texas

#15 TULANE	Min	FG-A	3P-A	FT-A	O-D-TR	A	F	S	T	O	B	PTS
33 Kim Bryant	19	3-8	0-0	0-0	2-2-4	1	5	0	2	0	6	
35 Mary Ann Marino	40	6-13	4-6	2-3	1-3-4	7	2	2	4	2	18	
54 Barbara Farris	33	7-11	0-0	3-6	5-2-7	0	2	0	2	0	17	
23 Christy Thomaskutty	40	7-17	7-16	2-2	0-3-3	2	2	2	1	0	23	
31 Kathy Young	21	1-7	0-1	0-0	3-0-3	1	2	1	3	0	2	
12 Roma Coleman	1	0-0	0-0	0-0	0-0-0	0	1	0	0	0	0	
21 Rodnelle Hadley	19	1-5	0-0	2-2	1-1-2	1	3	0	2	0	4	
24 Marion Williams	24	1-2	0-0	0-0	0-6-6	1	2	0	3	0	2	
55 Stephanie Simpson	3	0-0	0-0	0-0	0-0-0	0	0	0	0	0	0	
Totals	200	26-63	11-23	9-13	15-22-37	13	19	5	18	2	72	
Percentages		.413	.478	.692								

#2 TEXAS TECH	Min	FG-A	3P-A	FT-A	O-D-TR	A	F	S	T	O	B	PTS
34 Tabitha Truesdale	40	5-11	0-0	7-10	2-2-4	15	2	1	5	0	17	
50 Melinda White	20	3-8	0-0	1-2	3-2-5	2	0	1	2	0	7	
55 Michi Atkins	27	8-16	0-0	1-2	0-3-3	1	5	2	0	2	16	
15 Nikki Heath	40	5-6	0-0	0-2	3-4-7	5	0	4	0	0	11	
23 Noel Johnson	40	8-13	4-9	0-1	2-4-6	5	2	2	0	0	20	
24 Crystal Boles	5	0-0	0-0	0-0	0-0-0	0	1	0	0	0	0	
25 Connie Robinson	28	7-2	0-0	2-2	3-7-10	0	2	4	0	2	16	
Totals	200	36-66	4-9	11-19	14-25-39	28	12	14	8	4	87	
Percentages		.545	.444	.579								

### COLORADO 83, TULANE 75

3/15/96 - 1st Round - Boulder, Colo.

#14 TULANE	Min	FG-A	3P-A	FT-A	O-D-TR	A	F	S	T	O	B	PTS
33 Kim Bryant	32	3-7	0-0	2-2	2-3-5	0	4	3	2	0	8	
35 Mary Ann Marino	30	8-19	2-7	1-1	2-2-4	2	3	0	2	0	19	
54 Barbara Farris	29	6-11	0-0	3-3	2-8-10	2	3	1	1	0	15	
11 Mary Lowry	29	5-10	1-4	2-4	2-2-4	7	4	1	3	0	13	
23 Christy Thomaskutty	37	6-10	5-9	0-0	0-1-1	2	4	2	0	0	17	
5 Lacey Vicknair	15	1-3	0-0	1-2	0-1-1	1	3	1	2	1	3	
21 Rodnelle Hadley	15	0-1	0-0	0-0	0-1-1	2	2	0	0	0	0	
24 Marion Williams	5	0-0	0-0	0-0	0-0-0	0	1	0	0	0	0	
32 Kristen Koch	8	0-3	0-3	0-0	2-1-3	2	3	0	1	0	0	
Totals	200	29-64	8-23	9-12	10-20-30	18	27	8	11	1	75	
Percentages		.453	.348	.750								

#3 COLORADO	Min	FG-A	3P-A	FT-A	O-D-TR	A	F	S	T	O	B	PTS
25 Lauri Weathers	16	2-4	0-0	0-1	0-1-1	1	1	0	1	0	4	
33 Shelly Garcia	15	0-2	0-1	0-2	3-3-6	1	1	0	2	0	0	
14 Aleksandra Sloukar	2	0-0	0-0	0-0	0-1-1	0	0	0	0	0	0	
11 DeCelle Thomas	29	2-6	2-3	9-11	3-5-8	3	3	1	1	0	15	
21 LaShena Graham	22	2-7	0-2	0-0	0-3-3	2	0	1	2	0	4	
10 Amy Palmer	15	3-6	2-4	0-0	0-1-1	1	0	0	1	0	8	
22 Alexis Felts	3	0-1	0-1	0-0	0-0-0	0	0	0	0	0	0	
34 Jen Terry	18	2-2	0-0	5-7	2-2-4	2	3	1	0	0	9	
40 Michelle Hasheider	18	2-5	1-3	2-4	2-3-5	4	1	1	1	0	7	
44 Erin Scholz	32	8-9	0-0	3-9	3-5-8	3	3	1	1	1	19	
52 Reagan Scott	30	7-14	0-0	3-4	5-2-7	5	3	1	1	3	17	
Totals	200	28-56	5-14	22-38	18-26-44	22	15	8	10	4	83	
Percentages		.500	.357	.579								

### TULANE 72, UC-SANTA BARBARA 69

3/15/97 - 1st Round - Washington, D.C.

#13 UCSB	Min	FGM-A	3P-A	FT-A	O-D-TR	A	F	S	T	O	B	PTS
4 Kristi Rohr	24	4-4	0-0	3-4	0-0-0	1	4	0	4	0	11	
24 Michelle Duckworth	27	0-1	0-0	0-0	1-3-4	2	5	1	0	0	0	
23 Amy Smith	35	8-21	0-0	0-2	3-3-6	1	3	2	1	16		
5 Erin Alexander	37	7-20	6-10	6-6	2-5-7	3	2	5	3	0	26	
25 Stacy Clinesmith	35	3-9	1-5	3-6	0-4-4	2	2	3	4	0	10	
3 Carmel Lamson	4	0-0	0-0	0-0	0-0-0	0	2	0	0	0	0	
20 Rachel Mahar	16	1-2	0-0	0-0	0-1-1	0	2	0	1	1	2	
21 Tawnee Cooper	6	0-1	0-0	0-0	1-0-1	0	0	0	1	0	0	
22 Shelia Frail	5	0-0	0-0	0-0	0-1-1	1	0	0	1	0	0	
33 Stephanie Shadwell	11	2-5	0-0	0-0	3-0-3	0	0	1	0	0	4	
Totals	200	25-63	7-15	12-18	11-21-32	10	18	13	16	2	69	
Percentages		.397	.467	.667								

#4 TULANE	Min	FG-A	3P-A	FT-A	O-D-TR	A	F	S	T	O	B	PTS
5 Lacey Vicknair	9	0-0	0-0	0-0	0-1-1	1	4	0	2	1	0	
35 Mary Ann Marino	32	4-13	2-5	4-4	1-3-4	6	0	0	3	0	14	
54 Barbara Farris	32	7-10	0-0	2-4	2-5-7	1	1	0	0	0	16	
11 Mary Lowry	30	7-11	1-2	5-5	0-9-9	3	3	0	6	0	20	
21 Rodnelle Hadley	26	1-2	0-0	1-3	1-3-4	3	4	1	4	0	3	
4 Grace Daley	14	3-9	1-2	0-0	1-1-2	0	2	2	4	0	7	
13 Kelly Scanlon	18	0-1	0-0	0-0	0-1-1	1	1	0	3	0	0	
22 Fabrecia Roberson	3	0-0	0-0	0-0	0-0-0	0	1	0	0	0	0	
24 Marion Williams	35	0-0	0-0	2-3	2-5-7	0	4	2	2	1	12	
32 Kristen Koch	1	0-0	0-0	0-0	0-0-0	0	0	0	0	0	0	
Totals	200	27-51	4-9	14-19	8-31-39	15	20	5	24	2	72	
Percentages		.529	.444	.737								

### GEORGE WASHINGTON 81, TULANE 67

3/17/97 - 2nd Round - Washington, D.C.

#	TULANE	Min	FG-A	3P-A	FT-A	O-D-TR	A	F	S	T	O	B	PTS
5	Lacey Vicknair	17	1-2	0-0	3-4	1-0-1	0	2	1	3	0	5	
35	Mary Ann Marino	23	4-9	0-2	2-2	3-1-4	4	0	1	0	0	10	
54	Barbara Farris	32	4-7	0-0	4-6	0-5-5	0	1	2	3	1	12	
11	Mary Lowry	33	2-8	0-1	5-6	2-0-2	3	5	1	10	0	9	
13	Kelly Scanlon	20	1-2	1-1	0-0	0-0-0	0	1	0	1	0	3	
4	Grace Daley	24	1-10	1-4	0-2	2-2-4	0	4	4	3	0	9	
21	Rodnelle Hadley	21	1-2	0-0	4-6	0-1-1	4	4	2	2	0	6	
22	Fabrecia Roberson	2	0-0	0-0	0-0	1-0-1	0	0	0	1	0	0	
24	Marion Williams	28	6-7	0-0	1-2	0-3-3	0	3	1	1	1	13	
Totals		200	23-47	2-8	19-28	11-16-27	11	20	12	24	2	67	
Percentages			.489	.250		.679							



# NCAA Postseason History

## TULANE 65, VERMONT 60

3/18/00 - 1st Round - Lubbock, Texas

#11 VERMONT	Min	FGM-A	3P-A	FT-A	O-D-TR	A	F	S	T	B	PTS
20 Karalyn Church	39	12-19	1-1	1-2	4-10-14	3	2	2	3	0	26
10 Dawn Cressman	36	3-9	1-6	0-1	0-7-7	3	3	1	3	0	7
11 Libby Smith	34	2-9	1-3	0-0	0-1-1	6	4	0	5	0	5
14 Christine Lauzon	33	2-5	1-4	1-3	0-2-2	0	4	1	3	0	6
33 Morgan Hall	25	2-9	1-3	3-4	3-14	3	3	1	3	1	8
3 Jen MacAulay	3	0-0	0-0	0-0	0-0-0	0	0	0	0	0	0
5 Therea LaRocque	1	0-0	0-0	0-0	0-0-0	0	0	0	1	0	0
21 Rachel Bryan	10	0-0	0-0	0-0	0-0-0	0	4	0	0	0	4
22 Amy Mulligan	9	2-3	0-0	0-0	2-2-4	0	4	0	2	0	4
0 Heather Burroughs	10	0-2	0-1	0-0	0-1-1	0	1	0	0	0	0
Totals	200	25-58	5-18	5-10	9-24-33	15	25	5	20	1	60
Percentages:		.431	.278	.500							

#6 TULANE	Min	FGM-A	3P-A	FT-A	O-D-TR	A	F	S	T	B	PTS
33 Janell Burse	32	3-7	0-0	1-4	4-5-9	0	4	1	3	0	7
22 Fabricea Roberson	34	2-9	0-0	0-0	2-4-6	0	2	3	1	0	4
4 Grace Daley	38	10-19	2-6	8-9	2-4-6	3	2	3	6	0	30
11 Sarah Goree	32	5-12	2-6	3-5	0-5-5	1	2	2	3	0	15
44 Taryn Turnbull	25	0-1	0-0	4-6	1-3-4	3	2	1	2	0	4
13 Kelly Scanlon	21	1-4	0-3	0-0	0-1-1	1	2	0	0	0	2
14 Jessica Carroll	2	0-0	0-0	0-0	0-0-0	0	0	0	1	0	0
31 Kiki Cizmar	3	0-1	0-0	0-0	0-1-1	0	1	0	0	0	0
34 Britt Themann	13	1-2	1-2	0-0	0-1-1	0	2	0	0	1	3
Totals	200	22-55	5-17	16-24	9-24-33	8	17	10	16	1	65
Percentages:		.400	.294	.667							

## TEXAS TECH 76, TULANE 59

3/20/00 - 2nd Round - Lubbock, Texas

#6 TULANE	Min	FGM-A	3P-A	FT-A	O-D-TR	A	F	S	T	B	PTS
33 Janell Burse	23	1-4	0-0	0-0	1-6-7	1	4	3	2	2	2
22 Fabricea Roberson	31	3-10	0-0	6-8	0-6-6	1	1	1	3	0	12
4 Grace Daley	38	8-13	0-1	8-8	2-4-6	3	2	1	8	0	24
11 Sarah Goree	33	3-6	2-3	0-0	0-4-4	2	4	0	7	0	8
44 Taryn Turnbull	20	1-1	1-1	2-2	0-0-0	0	2	1	4	0	5
13 Kelly Scanlon	26	0-1	0-1	2-2	0-1-1	1	1	1	1	0	2
14 Jessica Carroll	4	0-1	0-0	0-0	0-0-0	0	0	0	0	0	0
24 La'Shanna Norris	4	0-0	0-0	0-0	0-0-0	0	1	0	0	0	0
34 Britt Themann	21	2-5	2-3	0-0	2-0-2	0	3	1	2	0	6
Totals	200	18-41	5-9	18-20	5-18-26	8	18	8	27	2	59
Percentages:		.439	.556	.900							

#3 TEXAS TECH	Min	FGM-A	3P-A	FT-A	O-D-TR	A	F	S	T	B	PTS
54 Planette Pierson	30	7-14	0-0	5-6	3-3-6	2	2	1	1	0	19
15 Aleah Johnson	31	6-16	0-0	0-1	1-1-2	3	4	1	3	0	12
25 Keitha Dickerson	40	4-10	1-1	0-0	3-8-11	6	4	6	2	0	9
3 Melinda Pharies	39	1-6	1-4	4-6	3-1-4	6	4	0	2	0	7
24 Katrisa O'Neal	39	5-13	0-0	2-2	3-2-5	7	3	4	4	0	12
1 Courtney Plaster	1	0-0	0-0	0-0	0-0-0	0	0	0	0	0	0
32 Amber Tarr	10	2-2	1-1	0-0	1-0-1	1	0	0	1	0	5
34 Tanisha Ellison	10	5-8	0-0	2-4	3-1-4	0	0	2	1	1	12
Totals	200	30-69	3-6	13-19	17-16-33	25	17	14	14	1	76
Percentages:		.431	.278	.500							

## FLORIDA STATE 72, TULANE 70

3/16/01 - 1st Round - Ames, Iowa

#10 TULANE	Min	FGM-A	3P-A	FT-A	O-D-TR	A	F	S	T	B	PTS
11 Sarah Goree	36	6-12	2-3	3-5	1-1-2	4	4	1	2	0	17
13 Kelly Scanlon	22	1-5	1-3	0-0	2-2-4	0	4	1	3	0	3
33 Janell Burse	27	8-13	0-0	6-8	4-2-6	0	3	2	1	2	22
44 Taryn Turnbull	21	1-4	0-0	2-2	2-3-5	2	3	1	0	0	4
45 Gwen Slaughter	34	4-10	0-0	3-4	1-2-3	2	2	0	2	1	11
12 Kelly Nadeau	3	0-1	0-0	0-0	0-0-0	0	0	0	0	0	0
14 Jessica Carroll	1	0-0	0-0	0-0	0-0-0	0	0	0	0	0	0
15 Tiffany Wilson	9	1-3	0-0	0-0	0-4-4	1	2	0	2	0	2
31 Teana McKiver	29	2-5	0-0	1-3	1-3-4	1	2	3	2	4	5
34 Britt Themann	18	2-6	2-4	0-0	0-1-1	2	0	1	1	0	6
Totals	200	25-59	5-11	15-22	11-21-31	18	15	9	14	6	70
Percentages:		.424	.455	.682							

#7 FLORIDA STATE	Min	FGM-A	3P-A	FT-A	O-D-TR	A	F	S	T	B	PTS
10 Lakesha Springle	27	1-1	0-0	0-0	1-4-5	4	2	3	4	0	2
12 April Traylor	34	11-17	5-7	3-5	2-3-5	2	3	1	5	0	30
13 Levys Torres	20	3-6	0-0	2-2	3-4-7	0	4	0	2	0	8
20 Katelyn Vujas	34	7-12	0-0	0-0	3-6-9	6	2	0	1	1	14
21 Brooke Wyckoff	29	2-10	1-5	0-0	1-4-5	0	2	0	3	2	5
3 Shinikki Whiting	24	4-12	0-4	0-0	1-4-5	4	3	2	2	0	8
4 Petra Hofman	13	1-1	0-0	0-0	1-0-1	2	1	1	1	0	2
25 Lako Brown	8	0-1	0-0	0-0	1-4-5	0	1	0	0	0	0
32 Molly Beal	11	1-3	1-3	0-0	0-0-0	2	0	0	0	0	3
Totals	200	30-63	7-19	5-7	14-29-43	20	18	7	18	3	72
Percentages:		.475	.368	.714							

## TULANE 73, COLORADO STATE 69

3/16/02 - 1st Round - Palo Alto, Calif.

#10 TULANE	Min	FGM-A	3P-A	FT-A	O-D-TR	A	F	S	T	B	PTS
15 Tiffany Wilson	23	3-4	0-0	0-0	0-1-1	1	5	3	0	0	6
45 Gwen Slaughter	26	6-10	0-0	3-10	4-10-14	1	3	0	4	2	15
31 Teana McKiver	29	4-10	0-0	3-6	4-4-8	0	4	0	3	1	11
11 Sarah Goree	34	4-11	0-2	3-5	1-2-3	6	2	1	3	0	11
12 Kelly Nadeau	24	3-6	2-4	2-2	0-3-3	6	1	1	5	0	10
00 Keisha Lymon	11	2-2	0-0	1-2	0-1-1	1	0	0	0	0	5
14 Jessica Carroll	1	0-0	0-0	0-0	0-0-0	0	0	0	0	0	0
20 Delacey Joseph	7	0-3	0-1	0-0	0-2-2	2	0	0	1	0	0
21 Kinia Lennix	14	0-2	0-0	1-2	0-1-1	1	0	0	0	0	1
32 Lakeitha Hampton	3	0-2	0-0	0-0	1-1-2	0	1	0	0	0	0
34 Britt Themann	28	5-7	3-5	1-2	1-3-4	0	0	1	1	0	14
Totals	200	24-57	5-12	14-29	39	18	16	6	17	3	73
Percentages:		.474	.417	.483							

#7 COLORADO STATE	Min	FGM-A	3P-A	FT-A	O-D-TR	A	F	S	T	B	PTS
00 Ashley Augspurger	24	3-11	1-6	3-4	2-5-7	1	4	1	2	1	10
22 Katie Borton	32	2-10	1-4	1-1	0-2-2	2	5	4	3	0	6
50 Shannon Strecker	19	0-1	0-1	2-2	1-2-3	0	2	0	1	0	2
11 Jasai Ferrucho	18	2-5	1-1	1-2	0-1-1	0	4	3	3	0	6
14 Angie Gorton	28	4-11	1-1	7-7	1-3-4	3	4	1	4	1	16
3 Ashley Venekamp	19	2-8	1-4	0-0	1-3-4	3	4	0	1	0	5
23 Lisa Narkiewicz	16	3-6	1-1	1-5	2-0-2	1	0	0	1	0	8
24 Jessica Campbell	23	3-9	0-3	1-2	1-0-1	1	0	0	0	0	7
33 Joy Jenkins	21	3-4	3-4	0-0	0-4-4	2	2	1	0	0	9
Totals	200	22-65	9-25	16-23	8-20-28	13	25	10	14	2	69
Percentages:		.338	.360	.696							

## STANFORD 77, TULANE 55

3/18/02 - 2nd Round - Palo Alto, Calif.

#10 TULANE	Min	FGM-A	3P-A	FT-A	O-D-TR	A	F	S	T	B	PTS
15 Tiffany Wilson	28	2-11	0-0	0-0	3-4-7	2	2	2	0	0	4
45 Gwen Slaughter	23	1-5	0-0	0-4	2-3-5	1	2	1	0	0	2
31 Teana McKiver	29	7-12	0-0	2-4	5-4-9	1	1	1	3	3	16
11 Sarah Goree	32	6-17	2-8	0-0	0-5-5	3	3	1	0	0	14
12 Kelly Nadeau	21	1-2	0-0	0-0	0-0-0	1	1	1	0	0	2
00 Keisha Lymon	21	2-4	0-0	5-6	2-1-3	0	3	1	1	1	9
14 Jessica Carroll	2	0-1	0-1	0-0	1-0-1	0	0	0	0	1	0
20 Delacey Joseph	3	0-1	0-0	0-0	0-1-1	0	0	0	1	0	0
21 Kinia Lennix	4	0-3	0-0	0-0	0-1-1	0	0	0	0	0	0
23 Salome Hector	10	0-1	0-0	0-0	0-0-0	0	1	0	2	0	0
22 Tymeke Moore	2	0-1	0-0	0-0	0-0-0	0	0	0	0	0	0
32 Lakeitha Hampton	5	0-1	0-0	3-4	1-1-2	0	0	0	0	0	3
34 Britt Themann	20	2-9	1-6	0-0	0-1-1	0	0	0	1	0	5
Totals	200	21-68	3-15	10-18	15-25-40	8	13	7	10	4	55
Percentages:		.309	.200	.556							

#2 STANFORD	Min	FGM-A	3P-A	FT-A	O-D-TR	A	F	S	T	B	PTS
25 Lindsey Yamasaki	28	10-20	3-9	1-3	0-2-2	3	1	1	2	2	24
34 T'Nae Thiel	31	1-4	0-1	3-4	4-6-10	3	3	0	1	0	5
41 Bethany Donaphin	29	10-11	0-0	1-2	3-5-8	1	3	0	0	1	21
05 Kelley Suminski	26	2-4	1-2	1-2	0-2-2	3	0	0	1	0	6
14 Nicole Powell	37	7-12	2-6	0-0	2-8-10	10	2	4	4	0	16
10 Becky Bonner	2	0-1	0-1	0-0	0-0-0	0	1	0	0	0	0
22 Enjoli Izidor	6	0-1	0-0	0-0	1-2-3	0	2	0	2	1	0
32 Katie Denny	2	0-0	0-0	0-0	0-1-1	0	0	0	0	0	0
33 S. Kimyacioglu	15	0-2	0-2	0-0	0-0-0	3	0	2	1	0	0
42 Lauren St. Clair	8	1-4	1-3	0-0	0-0-0	1	0	0	1	0	3
44 Azella Perryman	8	1-3	0-0	0-0	0-4-4	0	2	0	0	0	2
51 Cori Engelsen	8	0-1	0-0	0-0	0-5-5	0	1	0	2	2	0
Totals	200	32-63	7-24	6-11	11-37-48	24	15	7	14	6	77
Percentages		508	292	545							

# C-USA Tournament History

## Conference USA Tournament Results

Year	Date	Tulane Seed	Round	Opp Seed	Opponent	Result/Score	Location (Arena)
1996	March 1	5	Quarterfinals	at 4	UAB	W, 72-53	Birmingham, Ala. (UAB Arena)
1996	March 2	5	Semifinals	vs 1	DePaul	L, 73-85	Birmingham, Ala. (UAB Arena)
1997	March 1	2	Quarterfinals	vs 10	Saint Louis	W, 75-57	Chicago, Ill. (Alumni Hall)
1997	March 2	2	Semifinals	vs 3	Louisville	W, 76-74	Chicago, Ill. (Alumni Hall)
1997	March 3	2	Finals	vs 4	Marquette	W, 76-53	Chicago, Ill. (Alumni Hall)
1998	Feb. 28	4	Quarterfinals	vs 5	Cincinnati	L, 62-77	Louisville, Ky. (Louisville Gardens)
1999	Feb. 27	3	Quarterfinals	vs 11	Charlotte	W, 69-60	New Orleans (Fogelman Arena)
1999	Feb. 28	3	Semifinals	vs 2	Louisville	W, 87-74	New Orleans (Fogelman Arena)
1999	March 1	3	Finals	vs 1	Cincinnati	W, 58-44	New Orleans (Fogelman Arena)
2000	March 4	2	Quarterfinals	vs 7	Cincinnati	W, 91-78	Louisville, Ky. (Freedom Hall)
2000	March 5	2	Semifinals	vs 11	Charlotte	W, 79-75	Louisville, Ky. (Freedom Hall)
2000	March 6	2	Finals	vs 8	UAB	W, 73-70	Louisville, Ky. (Freedom Hall)
2001	March 3	2	Quarterfinals	at 7	Marquette	W, 59-58	Milwaukee, Wisc. (U.S. Cellular Arena)
2001	March 4	2	Semifinals	vs 3	Houston	W, 78-74	Milwaukee, Wisc. (U.S. Cellular Arena)
2001	March 5	2	Finals	vs 5	Cincinnati	W, 63-50	Milwaukee, Wisc. (U.S. Cellular Arena)
2002	March 1	5	First	vs 12	UAB	W, 62-35	Chicago, Ill. (DePaul Athletic Center)
2002	March 2	5	Quarterfinals	at 4	DePaul	W, 88-83	Chicago, Ill. (DePaul Athletic Center)
2002	March 3	5	Semifinals	vs 1	TCU	W, 80-76 (ot)	Chicago, Ill. (DePaul Athletic Center)
2002	March 4	5	Finals	vs 3	Cincinnati	L, 56-68	Chicago, Ill. (DePaul Athletic Center)
2003	March 7	4	Quarterfinals	vs 5	TCU	L, 65-78	Memphis, Tenn. (The Pyramid)
2004	March 3	12	First	vs 5	Marquette	L, 44-61	Fort Worth, Texas (Daneel-Meyer Coliseum)
2006	March 2	6	First	vs 11	UCF	W, 69-52	Dallas, Texas (Moody Coliseum)
2006	March 3	6	Quarterfinals	at 3	SMU	L, 84-86 (3ot)	Dallas, Texas (Moody Coliseum)
2007	March 2	1	Quarterfinals	vs 9	Houston	W, 62-55	Tulsa, Okla. (Reynolds Center)
2007	March 3	1	Semifinals	vs 4	Rice	L, 52-64	Tulsa, Okla. (Reynolds Center)
2008	March 6	11	First Round	vs 6	Marshall	L, 58-65	Orlando, Fla. (New UCF Arena)
2009	March 5	6	First Round	vs 11	Tulsa	W, 49-44	New Orleans (Fogelman Arena)
2009	March 6	6	Quarterfinals	vs 3	Southern Miss	L, 55-72	New Orleans (Fogelman Arena)
2010	March 9	1	Quarterfinals	vs 8	UCF	W, 63-62	Tulsa, Okla. (Reynolds Center)
2010	March 10	1	Semifinals	vs 5	East Carolina	W, 73-64	Tulsa, Okla. (Reynolds Center)
2010	March 12	1	Finals	vs 6	UAB	W, 62-54	Tulsa, Okla. (Reynolds Center)
2011	March 10	4	Quarterfinals	vs 5	East Carolina	W, 83-72	El Paso, Texas (Memorial Gym)
2011	March 11	4	Semifinals	vs 1	Houston	W, 70-60	El Paso, Texas (Don Haskins Center)
2011	March 12	4	Finals	vs 2	UCF	L, 73-85	El Paso, Texas (Don Haskins Center)
2012	March 8	3	Quarterfinals	vs 11	East Carolina	W, 67-51	Memphis, Tenn. (Elma Roane Fieldhouse)
2012	March 9	3	Semifinals	at 2	Memphis	W, 63-44	Memphis, Tenn. (FedEx Forum)
2012	March 10	3	Finals	vs 1	UTEP	L, 65-69	Memphis, Tenn. (FedEx Forum)
2013	March 14	3	Quarterfinals	at 6	Tulsa	L, 67-75	Tulsa, Okla. (Tulsa Civic Center)
2014	March 13	4	Quarterfinals	vs 13	FIU	L, 69-55	El Paso, Texas (Memorial Gym)

## C-USA Tournament Breakdown

### BY YEAR

Year	Seed	Rec.	Highest Round
1996	5	1-1	Semifinals
1997	2	3-0	Champions
1998	4	0-1	Quarterfinals
1999	3	3-0	Champions
2000	2	3-0	Champions
2001	2	3-0	Champions
2002	5	3-1	Runners-Up
2003	4	0-1	Quarterfinals
2004	12	0-1	First Round
2005	N/A	0-0	N/A
2006	6	1-1	Quarterfinals
2007	1	1-1	Semifinals
2008	11	0-1	First Round
2009	6	1-1	Quarterfinals
2010	1	3-0	Champions
2011	4	2-1	Runners-Up
2012	3	2-1	Runners-Up
2013	3	0-1	Quarterfinals
2014	4	0-1	Quarterfinals

### BY ROUND

Round	Record
First Round	4-2
Quarterfinals	10-6
Semifinals	8-2
Finals	5-3
with bye	21-6
without bye	5-5

### BY LOCATION

City	Record
Birmingham, Ala.	1-1
Chicago, Ill.	6-1
Dallas, Texas	1-1
El Paso, Texas	2-2
Fort Worth, Texas	0-1
Louisville, Ky.	3-1
Memphis, Tenn.	2-2
Milwaukee, Wisc.	3-0
New Orleans, La.	4-1

Orlando, Fla.	0-1
Tulsa, Okla.	4-2

### BY OPPONENT

Opponent	Record
Charlotte	2-0
Cincinnati	3-2
DePaul	1-1
East Carolina	3-0
FIU	0-1
Houston	3-0
Marshall	0-1
Louisville	2-0
Marquette	2-1
Memphis	1-0
Rice	0-1
Saint Louis	1-0
SMU	0-1
Southern Miss	0-1
TCU	1-1
Tulsa	1-1
UAB	4-0
UTEP	0-1
UCF	2-1

### BY SEED

Opponent Seed	Record
1 Seed	3-2
2 Seed	2-1
3 Seed	3-3
4 Seed	2-2
5 Seed	3-3
6 Seed	1-2
7 Seed	2-0
8 Seed	2-0
9 Seed	1-0
10 Seed	1-0
11 Seed	5-0
12 Seed	1-0
Higher Seed	7-10
Lower Seed	19-2

## Other Tournaments

### LIAIAW STATE TOURNAMENT

1976	March 4	Louisiana-Monroe (1)	L, 54-65
1976	March 5	Nicholls State (1)	L, 44-49
1977	Feb. 22	at Louisiana Tech (2)	L, 52-99
1977	Feb. 23	vs Louisiana-Lafayette (2)	W, 59-55
1977	Feb. 24	vs Southern (2)	L, 50-96
1978	Feb. 23	vs Xavier (3)	L, 69-76
1978	Feb. 24	vs Louisiana-Lafayette (3)	L, 41-65
1979	Feb. 22	at Louisiana-Monroe (4)	L, 57-68
1979	Feb. 23	vs Northwestern State(4)	L, 61-66
1980	Feb. 21	vs McNeese State (2)	L, 52-75
1981	Feb. 26	vs Louisiana-Monroe (5)	W, 80-59
1981	Feb. 27	vs Southern (5)	L, 56-60

(1) New Orleans (2) Ruston, La. (3) Baton Rouge  
(4) Monroe, La. (5) Hammond, La.

### SWAIAW REGIONAL TOURNAMENT

1979	March 7	vs Houston	L, 57-65
------	---------	------------	----------

### METRO CONFERENCE TOURNAMENT

1980	Dec. 17	vs Cincinnati (1)	W, 65-56
1980	Dec. 18	vs Memphis State (1)	L, 75-62
1980	Dec. 19	at Florida State (1)	W, 95-74
1981	Feb. 5	vs Florida State (2)	W, 70-60
1981	Feb. 6	vs Memphis (2)	L, 81-88
1981	Feb. 7	vs Cincinnati (2)	L, 73-90
1982	Feb. 25	vs Virginia Tech (3)	L, 52-62
1983	Mar. 6	vs Cincinnati (4)	L, 58-82
1984	Mar. 3	vs South Carolina (5)	L, 64-74
1985	Mar. 2	vs South Carolina (6)	L, 66-76
1990	Mar. 8	vs South Carolina (5)	L, 62-71
1991	Mar. 4	vs South Carolina (4)	L, 44-80
1992	Mar. 11	vs VCU (4)	L, 58-73
1993	Mar. 10	vs Charlotte (4)	L, 44-69
1994	Mar. 8	vs South Florida (7)	W, 76-70
1994	Mar. 9	vs Southern Miss (7)	L, 69-72
1995	Mar. 8	vs South Florida (4)	W, 67-62
1995	Mar. 9	at Louisville (4)	L, 65-70 (ot)

(1) Tallahassee, Fla. (2) New Orleans (fogelam Arena)  
(3) Memphis, Tenn. (4) Louisville, Ky. (5) Cincinnati, Ohio  
(6) Hattiesburg, Miss. (7) Biloxi, Miss.



# Tulane/DoubleTree Classic

## 1996 Champion: Tulane • MVP: Barbara Farris (Tulane)

Dec 28 ..... First ..... Colorado State 77, Rhode Island 60  
 Dec 28 ..... First ..... Tulane 89, UNC Greensboro 46  
 Dec 29 ..... Consolation ..... UNC Greensboro 87, Rhode Island 63  
 Dec 29 ..... Championship ..... Tulane 105, Colorado State 72  
All Tournament Team: Barbara Farris, Mary Ann Marino, Grace Daley (Tulane), Becky Hammon, Katie Cronin (CSU), Melinda Goodson (UNCG).

## 1997 Champion: Tulane • MVP: Grace Daley (Tulane)

Dec 27 ..... First ..... Holy Cross 89, Richmond 74  
 Dec 27 ..... First ..... Tulane 81, Appalachian State 41  
 Dec 28 ..... Consolation ..... Richmond 94 Appalachian State 68  
 Dec 28 ..... Championship ..... Tulane 78, Holy Cross 67  
All Tournament Team: Grace Daley, Barbara Farris, Kristen Koch (Tulane), Amy O'Brien (Holy Cross), Natasha Lettsome (APSU), Jennifer Meade (Richmond)

## 1998 Champion: Tulane • MVP: Grace Daley (Tulane)

Dec 28 ..... First ..... Maine 92, Middle Tennessee State 78  
 Dec 28 ..... First ..... Tulane 92, Furman 56  
 Dec 29 ..... Consolation ..... Furman 83, Middle Tennessee State 66  
 Dec 29 ..... Championship ..... Tulane 85, Maine 76  
All Tournament Team: Grace Daley, Janell Burse (Tulane), Jamie Cassidy, Kristen McCormick (Maine), Jackie Smith (Furman), Cortney Neeley (Middle Tennessee State)

## 1999 Champion: Tulane • MVP: Janelle Burse (Tulane)

Dec 27 ..... First ..... West Virginia 89, Lehigh 73  
 Dec 27 ..... First ..... No. 24. Tulane 81, Providence 57  
 Dec 28 ..... Consolation ..... Providence 82, Lehigh 62  
 Dec 28 ..... Championship ..... No. 24 Tulane 104, West Virginia 75  
All Tournament Team: Janell Burse, Fabrecia Roberson, Grace Daley (Tulane), Christin Annie (WVU) Monika Roberts (Providence) Anne Tierney (Lehigh)

## 2000 Champion: Tulane • MVP: Janelle Burse (Tulane)

Dec 27 ..... First ..... Hartford 69, Long Beach State 57  
 Dec 27 ..... First ..... Tulane 69, William & Mary 51  
 Dec 28 ..... Consolation ..... Long Beach State 73, William & Mary 61  
 Dec 28 ..... Championship ..... Tulane 75, Hartford 45  
All Tournament Team: Janell Burse, Britt Themann and Teana McKiver (Tulane), Jackie Moore (LBSU), Jen Sobota (W&M), Janeka Lopp (Hartford)

## 2001 Champion: Tulane • MVP: Teana McKiver (Tulane)

Dec 28 ..... First ..... Virginia 73, Long Island 40  
 Dec 28 ..... First ..... No. 23 Tulane 76, Buffalo 29  
 Dec 29 ..... Consolation ..... Buffalo 62, Long Island 60  
 Dec 29 ..... Championship ..... No. 23 Tulane 74, Virginia 63  
All Tournament Team: Teana McKiver, Gwen Slaughter, Delacey Joseph (Tulane), Telisha Quarles, Brandi Teamer (Virginia), Jessica Kochendorfer (UB)

## 2002 Champion: Tulane • MVP: Gwen Slaughter (Tulane)

Dec 28 ..... First ..... No. 19 Boston College 67, SMU 57  
 Dec 28 ..... First ..... Tulane 63, UNC Greensboro 43  
 Dec 29 ..... Consolation ..... SMU 62, UNC Greensboro 49  
 Dec 29 ..... Championship ..... Tulane 69, No. 19 Boston College 50  
All Tournament Team: Gwen Slaughter, Delacey Joseph (Tulane), Brianne Stepherson, Jessalyn Deveney (BC), Andrea Cossey (SMU), Nicole Murray (UNCG)

## 2003 Champion: San Jose State • MVP: Cricket Williams (SJSU)

Dec 27 ..... First ..... San Jose State 71, Yale 53  
 Dec 27 ..... First ..... Marist 60, Tulane 46  
 Dec 28 ..... Consolation ..... Tulane 74, Yale 62  
 Dec 28 ..... Championship ..... San Jose State 59, Marist 49  
All Tournament Team: Cricket Williams, Tatiana Taylor (SJSU), Steph Del Preore, Maureen Magarity (Marist) Kelly Nadeau (Tulane), Christina Phillips (Yale)

## 2004 Champion: Tulane • MVP: D'Aundra Henry (Tulane)

Dec 28 ..... First ..... Pepperdine 58, George State 41  
 Dec 28 ..... First ..... Tulane 79, Stephen F. Austin 72  
 Dec 29 ..... Consolation ..... Stephen F. Austin 61, Georgia State 56  
 Dec 29 ..... Championship ..... Tulane 62, Pepperdine 40  
All Tournament Team: D'Aundra Henry, Lakethia Hampton (Tulane), Jennifer Lacy, Daphanie Kennedy (Pepperdine), April Clyburn (Georgia State), Jennifer Simpson (Stephen F. Austin)

## 2005 Champion: Dayton • MVP: Cara Wright (Dayton)

Dec 28 ..... First ..... Dayton 79, Toledo 77  
 Dec 28 ..... First ..... Samford 64, Tulane 54  
 Dec 29 ..... Consolation ..... Tulane 77, Toledo 67 (OT)  
 Dec 29 ..... Championship ..... Dayton 68, Samford 59  
All Tournament Team: Cara Wright, Terri Ramsey (Dayton), Jennifer Sands (Tulane), Danielle Bishop (Toledo), Cora Beth Smith, Alex Munday (Samford)

## 2006 Champion: Tulane • MVP: Ashley Langford (Tulane)

Dec 28 ..... First ..... Texas-Arlington 66, Ole Miss 55  
 Dec 28 ..... First ..... Tulane 78, Fordham 44  
 Dec 29 ..... Consolation ..... Ole Miss 99, Fordham 43  
 Dec 29 ..... Championship ..... Tulane 68, Texas-Arlington 65  
All Tournament Team: Ashley Langford, Jami Montagnino (Tulane), Terra Wallace, Maryann Abanobi (Texas-Arlington), Beth Troutt (Fordham) Arminite Price (Ole Miss)

## 2007 Champion: Virginia Tech • MVP: Brittany Cook (Virginia Tech)

Dec 20 ..... First ..... Robert Morris 82, Tulane 71  
 Dec 20 ..... First ..... Virginia Tech 84, Texas-San Antonio 59  
 Dec 21 ..... Consolation ..... Tulane 76, Texas-San Antonio 42  
 Dec 21 ..... Championship ..... Virginia Tech 76, Robert Morris 67  
All Tournament Team: Andrea Barbour, Brittany Cook (VT), Chinata Nesbit, Sade Logan (RMU), Ashley Langford (Tulane), Whitney York (UTSA)

## 2008 Champion: Tulane • MVP: Brett Benzio (Tulane)

Dec 20 ..... First ..... Tulane 70, Alabama State 48  
 Dec 20 ..... First ..... Providence 67, Southeast Missouri State 59  
 Dec 21 ..... Consolation ..... Alabama St. 60, Southeast Missouri St. 53  
 Dec 21 ..... Championship ..... Tulane 68, Providence 46  
All Tournament Team: Sonya Daugherty (SEMO), Erica Lumpkin (ASU), Shantee Darrian (PC), Ashley Langford (Tulane), Megan Valicevic (Tulane), Brett Benzio (Tulane)

## 2009 Champion: Tulane • MVP: Danielle Nunn (Tulane)

Dec. 28 ..... First ..... Tulane 82, Long Island 59  
 Dec. 28 ..... First ..... Texas Tech 81, North Dakota 61  
 Dec. 29 ..... Consolation ..... Long Island 83, North Dakota 62  
 Dec. 29 ..... Championship ..... Tulane 67, Texas Tech 49  
All-Tournament Team: Tiffany Aidoo, Danielle Nunn (Tulane), Keirra Mallard, Ashlee Roberson (TTU), Ashley Palmer (LIU), Whitney Ledger (UND)

## 2010 Champion: Tulane • MVP: Tiffany Aidoo (Tulane)

Dec. 29 ..... First ..... Tulane 84, Nicholls State 65  
 Dec. 29 ..... First ..... Old Dominion 81, Charlotte 75  
 Dec. 30 ..... Consolation ..... Charlotte 80, Nicholls State 45  
 Dec. 30 ..... Championship ..... Tulane 62, Old Dominion 59  
All-Tournament Team: Tiffany Aidoo, Danielle Nunn (Tulane), Sumar Leslie (Nicholls State), Epiphany Woodson (Charlotte), Tia Lewis, Jasmine Parker (Old Dominion)

## 2011 Champion: Tulane • MVP: Olivia Grayson (Tulane)

Dec. 28 ..... First ..... Tulane 57, College of Charleston 42  
 Dec. 28 ..... First ..... Hampton 77, Central Michigan 51  
 Dec. 29 ..... Consolation ..... Central Michigan 72, Col. of Charleston 51 (ot)  
 Dec. 29 ..... Championship ..... Tulane 66, Hampton 53  
All-Tournament Team: Brett Benzio (Tulane), Olivia Grayson (Tulane), Jessica Green (Central Michigan), Latisha Harris (College of Charleston), Jericka Jenkins (Hampton), Ariel Phelps (Hampton)

## 2012 Champion: Tulane • MVP: Whitney Bibbins (Tulane)

Dec. 29 ..... First ..... Tulane 71, Eastern Michigan 65  
 Dec. 29 ..... First ..... McNeese State 80, Ole Miss 75  
 Dec. 30 ..... Consolation ..... Ole Miss 61, Eastern Michigan 58  
 Dec. 30 ..... Championship ..... Tulane 69, McNeese State 63  
All-Tournament Team: Whitney Bibbins (Tulane), Olivia Grayson (Tulane), Ashlyn Baggett (McNeese State), Caitlyn Baggett (McNeese State), India Hairston (Eastern Michigan), Valencia McFarland (Ole Miss)

## 2013 Champion: Tulane • MVP: Jamie Kaplan (Tulane)

Dec. 28 ..... First ..... Tulane 85, Northeastern 49  
 Dec. 28 ..... First ..... Indiana State 70, Northwestern 49  
 Dec. 29 ..... Consolation ..... Northwestern 73, Northeastern 46  
 Dec. 29 ..... Championship ..... Tulane 51, Indiana State 45  
All-Tournament Team: Jamie Kaplan (Tulane), Tiffany Dale (Tulane), Tierra Jones (Tulane), Bilqis Abdul-Qadir (Indiana St), Anna Munn (Indiana St), Maggie Lyon (Northwestern)

# In-Season Tournaments

## BIG EASY CLASSIC (6-0) • 3 APPEARANCES

2008-09	Dec. 5	First Round	vs	Jackson State	W, 74-48	Lakefront Arena
2008-09	Dec. 6	Second Round	vs	Indiana State	W, 66-55	Fogelman Arena
2009-10	Dec. 4	First Round	vs	Prairie View A&M	W, 67-63	Fogelman Arena
2009-10	Dec. 5	Second Round	vs	Longwood	W, 73-58	Lakefront Arena
2010-11	Dec. 3	First Round	vs	Saint Joseph's	W, 67-58	Fogelman Arena
2010-11	Dec. 5	Second Round	vs	Detroit	W, 63-55	Fogelman Arena

## CANCUN CHALLENGE (3-1) • 2 APPEARANCES

2007-08	Nov. 21	First Round	vs	Kansas State	W, 60-57	Cancun, Mexico
2007-08	Nov. 22	Second Round	vs	Northern Illinois	W, 70-57	Cancun, Mexico
2011-12	Nov. 24	First Round	vs	Purdue	L, 48-61	Cancun, Mexico
2011-12	Nov. 25	Second Round	vs	Idaho State	W, 45-37	Cancun, Mexico

## CENTURYTEL BOBCAT CLASSIC (1-1) • 1 APPEARANCE • THIRD PLACE

2004-05	Nov. 26	First Round	vs	Texas A&M	L, 64-79	San Marcos, Texas
2004-05	Nov. 27	Consolation	at	Texas State	W, 74-71	San Marcos, Texas

## COLLIERS INTERNATIONAL CLASSIC (1-1) • 1 APPEARANCE • THIRD PLACE

2010-11	Nov. 27	First Round	vs	Portland State	L, 76-83	Berkeley, Calif.
2010-11	Nov. 28	Consolation	vs	Cal State Fullerton	W, 80-62	Berkeley, Calif.

## COORS-ROCKY MOUNTAIN INVITE (1-1) • 1 APPEARANCE • 1 RUNNER UP

1994-95	Nov. 25	First Round	vs	Southern Utah	W, 75-67	Colorado Springs, Colo.
1994-95	Nov. 26	Championship	at	Colorado State	L, 56-76	Colorado Springs, Colo.

## DISNEYLAND FREEDOM BOWL CLASSIC (2-0) • 1 APPEARANCE • 1 CHAMPIONSHIP

1992-93	Dec. 4	First Round	at	UC Irvine	W, 64-48	Irvine, Calif.
1992-93	Dec. 5	Championship	vs	Boise State	W, 79-76	Irvine, Calif.

## FIESTA BOWL CLASSIC (1-1) • 1 APPEARANCE • 1 THIRD PLACE

2005-06	Dec. 3	First Round	vs	Chicago State	L, 64-65	Tucson, Ariz.
2005-06	Dec. 4	Consolation	vs	Lehigh	W, 65-63	Tucson, Ariz.

## FIU THANKSGIVING CLASSIC (2-0) • 1 APPEARANCE • 1 CHAMPIONSHIP

2006-07	Nov. 24	First Round	vs	Villanova	W, 72-60	Miami, Fla.
2006-07	Nov. 25	Championship	at	Florida International	W, 69-64	Miami, Fla.

## GREEN WAVE CLASSIC (4-2) • 3 APPEARANCES • 1 CHAMPIONSHIP, 2 RUNNER UP

1989-90	Dec. 1	First Round	vs	Kent State	W, 60-57	Fogelman Arena
1989-90	Dec. 2	Championship	vs	Eastern Kentucky	L, 68-71	Fogelman Arena
1993-94	Dec. 10	First Round	vs	Prairie View A&M	W, 80-38	Fogelman Arena
1993-94	Dec. 11	Championship	vs	Nicholls State	W, 70-45	Fogelman Arena
1994-95	Dec. 2	First Round	vs	Sacramento State	W, 64-55	Fogelman Arena
1994-95	Dec. 3	Championship	vs	George Washington	L, 57-69	Fogelman Arena

## HARVARD TOURNAMENT (2-0) • 1 APPEARANCE • 1 CHAMPIONSHIP

1993-94	Dec. 4	First Round	vs	Hofstra	W, 90-54	Boston, Mass.
1993-94	Dec. 5	Championship	at	Harvard	W, 93-71	Boston, Mass.

## HILTON GARDEN INN CLASSIC (4-0) • 2 APPEARANCES • 1 CHAMPIONSHIP

2012-13	Nov. 23	First Round	vs	Bradley	W, 74-69	Flagstaff, Ariz.
2012-13	Nov. 24	Championship	vs	Western Michigan	W, 66-48	Flagstaff, Ariz.
2013-14	Dec. 20	First Round	vs	Virginia	W, 79-72 (OT)	Fort Myers, Fla.
2013-14	Dec. 21	Second Round	vs	Saint Francis	W, 89-67	Fort Myers, Fla.

## MALIBU CLASSIC (2-0) • 1 APPEARANCE • 1 CHAMPIONSHIP

1996-97	Dec. 21	First Round	vs	Iowa State	W, 68-61	Malibu, Calif.
1996-97	Dec. 22	Championship	at	Pepperdine	W, 58-49	Malibu, Calif.

## MARRIOTT CHAMPIONSHIP (2-0) • 1 APPEARANCE • 1 CHAMPIONSHIP

1995-96	Dec. 30	First Round	vs	Robert Morris	W, 84-52	Greensboro, N.C.
1995-96	Dec. 31	Championship	at	UNC Greensboro	W, 71-69	Greensboro, N.C.

## METRO-SEC CHALLENGE (0-1) • 1 APPEARANCE

1994-95	Dec. 10	First Round	vs	Ole Miss (3)	L, 51-81	Jackson, Miss.
---------	---------	-------------	----	--------------	----------	----------------

## NAVY CLASSIC (1-1) • 1 APPEARANCE • 1 THIRD-PLACE FINISH

2009-10	Nov. 20	First Round	vs	Liberty	L, 52-63	Annapolis, Md.
2009-10	Nov. 21	Consolation	vs	Loyola (Md.)	W, 58-43	Annapolis, Md.

## NORTHERN LIGHTS INVITATIONAL (2-1) • 1 APPEARANCE • 1 THIRD PLACE

1995-96	Dec. 18	First Round	vs	Xavier (OH)	W, 71-63	Anchorage, Ak.
1995-96	Dec. 19	Second Round	vs	South Carolina	L, 66-72	Anchorage, Ak.
1995-96	Dec. 20	Third-Place Game	vs	Holy Cross	W, 66-54	Anchorage, Ak.

## OAKLAND TRIBUNE CLASSIC (1-1) • 1 APPEARANCE • 1 RUNNER UP

2003-04	Dec. 6	First Round	vs	Wichita State	W, 62-59	Berkeley, Calif.
2003-04	Dec. 7	Championship	at	Cal	L, 61-66	Berkeley, Calif.

## PRESEASON WNIT (2-4) • 3 APPEARANCES • 2 SECOND ROUND

1996-97	Nov. 15	First Round	at	Louisiana Tech	L, 50-77	Ruston, La.
2000-01	Nov. 10	First Round	vs	Grambling	W, 92-64	Fogelman Arena
2000-01	Nov. 12	Second Round	at	Texas	L, 47-71	Austin, Texas
2008-09	Nov. 14	First Round	vs	Illinois State	W, 75-62	Fogelman Arena
2008-09	Nov. 16	Second Round	at	Arizona State	L, 53-86	Tempe, Ariz.
2008-09	Nov. 20	Consolation	at	VCU	L, 49-65	Richmond, Va.

## SAN JUAN SHOOTOUT (3-0) • 1 APPEARANCE • 1 CHAMPIONSHIP

2001-02	Nov. 23	First Round	vs	UPR-Mayaguez	W, 109-39	San Juan, Puerto Rico
2001-02	Nov. 24	Semifinals	vs	Hampton	W, 82-75	San Juan, Puerto Rico
2001-02	Nov. 25	Championship	vs	Nebraska	W, 84-78	San Juan, Puerto Rico

## SUGAR BOWL CLASSIC (2-0) • 1 APPEARANCE

1995-96	Jan. 16	First Round	vs	New Orleans	W, 67-65	Louisiana Superdome
1996-97	Nov. 25	Second Round	vs	New Orleans	W, 91-77	Louisiana Superdome

## TULANE CLASSIC (2-0) • 1 APPEARANCE • 1 CHAMPIONSHIP

2003-04	Dec. 1	First Round	vs	McNeese State	W, 90-34	Fogelman Arena
2003-04	Dec. 2	Championship	vs	Florida	W, 57-51	Fogelman Arena

## WOMEN'S CLASSIC (2-0) • 1 APPEARANCE • 1 CHAMPIONSHIP

1997-98	Dec. 6	First Round	vs	Colorado	W, 63-62	Fairfield, Conn.
1997-98	Dec. 7	Championship	at	Fairfield	W, 63-36	Fairfield, Conn.



## STACEY GAUDET

Women's Sports Federation • First Team • 1987

Stacey Gaudet became Tulane's first All-American in 1987, named by the Women's Sports Federation. As a senior, Gaudet averaged a school-record 21.8 points, 8.0 rebounds and 3.8 assists per game. She held or tied for the team lead in scoring in 25 of 28 games during the 1986-87 season, and was named New Orleans MVP by the Sugar Bowl Committee.

Her 609 points as a senior came without the luxury of a 3-point basket (the 3-pointer did not come into play until the 1987-88 season), and

she was named Women's Sports Federation National Player of the Week on Jan. 18 after scoring 81 points in three games.

Gaudet finished her career as just the sixth female player from the state of Louisiana to score 2,000 or more points, and ranked in the Top 20 nationally in free throw percentage all four years of her career.

She was the first female student-athlete in Tulane history to have her number retired, and was inducted into the Tulane Hall of Fame and the Louisiana American Italian Sports Hall of



### GAUDET'S ALL-AMERICAN STATISTICS

	FG	FGA	FG%	3FG	3FGA	3%	FT	FTA	FT%	OR	DR	Reb.	A	B	S	Pts.
1986-87	232	496	.468	---	---	---	145	201	.721	---	---	215	100	0	50	609

## BARBARA FARRIS

WBCA/Kodak • Honorable Mention • 1997

Ten years after Stacey Gaudet became the first All-American in Tulane history, Barbara Farris earned honorable mention recognition on the WBCA/Kodak squad after leading the Green Wave to a 27-5 record, the C-USA regular-season and tournament titles, and a third consecutive trip to the NCAA Tournament.

A first-team All C-USA selection, Farris finished second in the conference and ranked eighth in the NCAA with a .623 field goal per-

centage, and paced the squad with 13.7 points and 7.7 rebounds per game.

Farris finished with double-digit scoring totals in 21 games as a junior, and tallied five double-doubles. She was named Conference USA Player of the Week on Jan. 13, earned MVP honors of the Tulane/Doubletree Classic and claimed a spot on the Conference USA All-Tournament Team after helping the Green Wave claim the tournament championship.



### FARRIS' ALL-AMERICAN STATISTICS

	FG	FGA	FG%	3FG	3FGA	3%	FT	FTA	FT%	OR	DR	Reb.	A	B	S	Pts.
1996-97	170	273	.623	0	0	.000	97	161	.602	85	161	246	40	14	48	437

## GRACE DALEY

Associated Press • Third Team • 2000

Associated Press • Honorable Mention • 1999

WB News Service • Honorable Mention • 2000

WBCA/Kodak • Honorable Mention • 1998-2000


The most decorated student-athlete in the history of Tulane women's basketball, Grace Daley was a three-time All-American during her Green Wave career. She earned honorable mention recognition on the WBCA/Kodak squad in each of her final three years, was named to the Associated Press honorable mention team as a junior, and claimed third-team AP All-American honors as a senior.

During her three All-American campaigns, Daley never scored fewer than 550 points, pulled down at least 100 rebounds and dished out at least 70 assists each year. In the three-year span, she averaged 20.8 points, 5.3 re-

bounds and 3.3 assists per game, and shot an astonishing .503 from the field (604-of-1200).

A three-time first-team All-Conference-USA selection, Daley helped lead the Green Wave to a combined 72-18 record from 1997-98 to 1999-2000, as Tulane advanced to play in the NCAA Tournament each year and won the C-USA Tournament her junior and senior campaigns.

Daley graduated as the school's career leader in points and free throws made. Following her senior season, Daley was drafted fifth overall in the 2000 WNBA Draft by the Minnesota Lynx, and was just the second college player select-



### DALEY'S ALL-AMERICAN STATISTICS

	FG	FGA	FG%	3FG	3FGA	3%	FT	FTA	FT%	OR	DR	Reb.	A	B	S	Pts.
1997-98	193	376	.513	56	152	.368	121	162	.747	57	65	122	74	2	81	563
1998-99	184	359	.513	40	123	.325	164	201	.816	66	90	156	96	6	58	572
1999-00	227	465	.488	53	165	.321	185	239	.774	77	112	189	124	8	75	692

## JANELL BURSE

WBCA/Kodak • Honorable Mention • 2001  
Women's Basketball Journal • Fourth Team • 2000

WB News Service • Honorable Mention • 2001  
Associated Press • Honorable Mention • 2000

A three-time C-USA Defensive Player of the Year and the Sixth Player of the Year in 1999, post player Janell Burse was a three-time All-American during her career, earning the distinction from the Women's Basketball Journal and Associated Press as a junior, and claiming the honor from the Women's Basketball News Service and the WBCA as a senior.

During her two All-America campaigns, Burse averaged a double-double with 18.9 points and 10.3 rebounds per game. She also posted 146 blocks her final two seasons, and holds the school record for career blocks with 248.

Following her senior season, Burse was drafted by the WNBA's Minnesota Lynx in 2001 and won a WNBA title with the Seattle Storm in 2005.

### BURSE'S ALL-AMERICAN STATISTICS

	FG	FGA	FG%	3FG	3FGA	3%	FT	FTA	FT%	OR	DR	Reb.	A	B	S	Pts.
1999-00	233	392	.594	0	0	.000	139	228	.610	145	170	315	26	80	46	605
2000-01	233	391	.596	1	1	1.000	136	252	.540	152	190	342	30	66	46	603



## TEANA MCKIVER

WBCA/Kodak • Honorable Mention • 2003  
Basketball Times • Second Team • 2002

WomensCollegeHoops.com • Honorable Mention • 2003  
WomensCollegeHoops.com • Honorable Mention • 2002

A transfer from East Carolina, Teana McKiver made her presence felt during her three seasons with the Green Wave as she earned All-America honors as a junior and senior.

McKiver earned outright All-America recognition from Basketball Times in 2002 and from the WBCA in 2003, and was named to the WomensCollegeHoops.com Underrated All-America squad both seasons.

During her All-America campaigns, McKiver

was anything but "underrated" as she led the Green Wave in scoring and blocked shots both seasons while ranking second in rebounding. In those two years, she averaged 14.8 points, 7.3 rebounds and 2.5 blocked shots per game.

McKiver's 80 blocks in 2003 are tied for the Tulane single-season record, and despite playing just three years for the Green Wave, she ranks third in career blocks with 217.

### MCKIVER'S ALL-AMERICAN STATISTICS

	FG	FGA	FG%	3FG	3FGA	3%	FT	FTA	FT%	OR	DR	Reb.	A	B	S	Pts.
2001-02	235	377	.623	0	0	.000	104	189	.559	116	144	260	25	79	31	574
2002-03	149	262	.569	2	2	1.000	72	121	.595	67	139	206	52	80	35	372



## ASHLEY LANGFORD

Women's Basketball News Service • Freshman All-America • 2006

With D'Aundra Henry taking a medical red-shirt, freshman Ashley Langford was forced to be the starting -- and sometimes the only active -- point guard. The native of Harrisburg, Pa., responded by shattering two Tulane assist marks en route to freshman All-America honors.

Langford, who was named to the C-USA All-Freshman team, averaged 6.58 assists per game, which led all freshmen nationally, was

fifth among all players, and led C-USA. She dished out 171 assists (topping the then Tulane single-season record of 139) and broke Tulane's and tied C-USA's single game mark with 14.

She recorded five double-digit assist games and led Tulane in steals (48) and minutes (38.4). She averaged 9.0 points and 3.5 rebounds per game.

### LANGFORD'S ALL-AMERICAN STATISTICS

	FG	FGA	FG%	3FG	3FGA	3%	FT	FTA	FT%	OR	DR	Reb.	A	B	S	Pts.
2005-06	69	226	.305	10-46	46	.217	85	98	.867	20	70	90	171	1	48	233





## JAMIE KAPLAN

Associated Press • Honorable Mention • 2013

Kaplan heads into her final year at Tulane as the single season assists leader after breaking Ashley Langford's mark (206 assists) with 209 assists. Her assist total ranked second in Conference-USA and seventh in the NCAA, while her assist-to-turnover ratio was 57th in the country.

The lone player on the team to start all 31 games in 2013-14, Kaplan also led the team with 361 points scored, 100 free throws made, 1,017 minutes played and 32.8 minutes per game while ranking second on the squad with 120 field goals made and 37 steals. She also finished third on the team in points per game

(11.6) and 3-point baskets (21) while ranking fifth in both field goal percentage (.392) and three-point field goal percentage (.263).

In her career, Kaplan currently ranks second in school history in assists per game (4.4), third in assists (432), 16th in minutes per game (25.5), 17th in 3-point baskets (60) and 3-point attempts (222), 19th in free throw percentage (.719), 21st in 3-point percentage (.270) and 23rd in minutes played (2499).

Kaplan's next career milestone will see the senior trying to join the 25-member Tulane 1,000-point club as the Sebastian, Florida, native possesses 729 total points.



### KAPLAN'S ALL-AMERICAN STATISTICS

	FG	FGA	FG%	3FG	3FGA	3%	FT	FTA	FT%	OR	DR	Reb.	A	B	S	Pts.
2013-14	120	306	.392	21	80	.263	100	146	.685	15	75	90	209	1	37	361

## Tulane In The WNBA

### -- Jannel Burse --



Drafted in the second-round of the 2001 Draft by the Minnesota Lynx, Jannel Burse played eight seasons in the WNBA and finished with career averages of 6.8 points and 4.1 rebounds per contest. Her best season came in 2006 with the Seattle Storm when she averaged 11.1 points and 6.6 rebounds per game. Burse scored a career-high 27 points against Charlotte on July 29, 2005, and pulled down a career-best 19 rebounds vs. Phoenix on May 23, 2007. Burse helped lead her team to the playoffs five times, including a WNBA title with the Storm in 2004.

Year	Team	GP	FG-Att	3-Att	FT-Att	OR-DR	Ast	Stl	Blk	Pts
2001	Minnesota	20	16-48	0-1	15-20	23-19	5	2	15	47
2002	Minnesota	31	31-83	0-1	21-36	29-31	7	7	13	83
2003	Minnesota	29	76-155	0-2	54-70	40-68	19	13	28	206
2004	Seattle	29	51-119	0-0	39-67	51-45	19	23	36	141
2005	Seattle	34	127-243	0-0	86-123	81-118	23	19	40	340
2006	Seattle	27	113-221	1-1	73-109	63-115	22	17	25	300
2007	Seattle	29	93-209	0-1	70-101	67-87	22	13	28	256
2009	Seattle	34	74-145	0-0	59-80	31-76	10	21	31	207
TOTALS		233	581-1223	1-6	417-606	385-559	127	115	216	1580

### -- Grace Daley --



The highest-drafted player in Tulane women's basketball history, Grace Daley was selected by the Minnesota Lynx with the third overall pick in the 2000 WNBA Draft. She spent four seasons in the league – one each with the Lynx, New York Liberty, Houston Comets and Phoenix Mercury – and finished with career averages of 3.7 points and 1.5 rebounds per game. Her best season came as a rookie in Minnesota in 2000 when she scored 173 points, pulled down 72 rebounds and handed out 57 assists.

Year	Team	GP	FG-Att	3-Att	FT-Att	OR-DR	Ast	Stl	Blk	Pts
2000	Minnesota	30	57-147	17-56	42-65	32-40	57	12	0	173
2001	New York	15	10-21	0-5	5-9	3-5	10	8	1	25
2002	Houston	23	16-37	2-8	29-47	13-10	16	3	1	63
2003	Phoenix	3	1-5	0-2	0-0	1-1	3	0	1	2
TOTALS		71	84-210	19-71	76-121	49-56	86	23	3	263

### -- Barbara Farris --



A second-round pick of the Detroit Shock in the 2000 Draft, Barbara Farris played 10 WNBA seasons where she averaged 3.9 points and 3.0 rebounds per game. She helped her teams advance to the playoffs five times, including a WNBA Championship with Detroit in 2003. After playing her first six pro seasons with the Shock, Farris played with the New York Liberty from 2006-07 and with the Phoenix Mercury in 2008 before returning to Detroit in 2009. Her best season came in New York in 2006 when she averaged 7.7 points, 5.2 rebounds and 1.5 assists per game.

Year	Team	GP	FG-Att	3-Att	FT-Att	OR-DR	Ast	Stl	Blk	Pts
2000	Detroit	14	15-30	0-1	15-27	16-16	2	6	1	45
2001	Detroit	31	46-98	0-0	37-58	41-68	16	7	5	129
2002	Detroit	32	49-117	0-1	45-61	29-65	16	12	9	143
2003	Detroit	34	43-99	0-0	41-63	29-53	23	10	4	127
2004	Detroit	26	41-80	0-0	36-54	28-33	7	8	2	118
2005	Detroit	34	25-73	0-0	33-54	31-53	19	8	1	83
2006	New York	34	95-221	0-3	71-98	56-122	51	21	5	261
2007	New York	28	20-58	0-0	13-16	16-27	13	6	1	53
2008	Phoenix	34	44-93	0-0	30-43	38-92	8	20	4	118
2009	Detroit	13	2-9	0-0	13-16	3-15	5	5	0	17
TOTAL		280	380-878	0-5	334-490	287-544	160	103	32	1094

### -- Teana McKiver --



A free-agent signee in 2003, Teana McKiver spent one season with the Charlotte Sting where she averaged 3.4 points and 2.9 rebounds per game and helped lead the squad to the playoffs. McKiver posted season highs of 15 points at Detroit on May 31 and nine rebounds vs Connecticut on June 28.

Year	Team	GP	FG-Att	3-Att	FT-Att	OR-DR	Ast	Stl	Blk	Pts
2003	Charlotte	31	41-78	0-1	23-31	37-54	6	14	24	105

### -- Gwen Slaughter --



Gwen Slaughter signed as a free agent with the Minnesota Lynx for the 2004 season and played in three games in her lone year in the WNBA. Slaughter scored her lone points on a pair of free throws and added a blocked shot at Seattle on May 20. Her lone pro rebound came at Sacramento on May 22.

Year	Team	GP	FG-Att	3-Att	FT-Att	OR-DR	Ast	Stl	Blk	Pts
2004	Minnesota	3	0-1	0-0	2-2	0-1	0	0	1	2

# All-Conference Honors

## All-Conference USA

1995-96	Barbara Farris, C.....	2nd Team
1996-97	Barbara Farris, C.....	1st Team
	Mary Lowry, G.....	2nd Team
1997-98	Grace Daley, G.....	1st Team
	Barbara Farris, C.....	2nd Team
1998-99	Grace Daley, G.....	1st Team
	Janell Burse, C.....	3rd Team
1999-2000	Janell Burse, C.....	1st Team
	Grace Daley, G.....	1st Team
2000-01	Janell Burse, C.....	1st Team
	Sarah Goree, G.....	3rd Team
	Gwen Slaughter, F.....	3rd Team
2001-02	Teana McKiver, C.....	2nd Team
2002-03	Teana McKiver, C.....	2nd Team
	Gwen Slaughter, F.....	2nd Team
2004-05	Lakethia Hampton, F.....	3rd Team
2005-06	Jennifer Sands, F.....	3rd Team
2006-07	Jami Montagnino, G.....	1st Team
	D'Aundra Henry, G.....	3rd Team
2007-08	Ashley Langford, G.....	3rd Team
2008-09	Ashley Langford, G.....	3rd Team
2009-10	Chassity Brown, G.....	2nd Team
	Danielle Nunn, F.....	3rd Team
2010-11	Danielle Nunn, F.....	2nd Team
	Tiffany Aidoo, G/F.....	3rd Team
2011-12	Olivia Grayson, G.....	1st Team
	Brett Benzio, C.....	2nd Team
2012-13	<b>Danielle Blagg, G.....</b>	<b>2nd Team</b>
	Olivia Grayson, G.....	2nd Team
2013-14	<b>Danielle Blagg, G.....</b>	<b>2nd Team</b>
	<b>Jamie Kaplan, G.....</b>	<b>2nd Team</b>

## All-Metro Conference

1991-92	Keisha Johnson, F.....	2nd Team
1989-90	Carmen Jones, G.....	1st Team
1992-93	Keisha Johnson, F.....	1st Team
1993-94	Keisha Johnson, F.....	1st Team
1994-95	Barbara Farris, G.....	1st Team
	Christy Thomaskutty, G..	2nd Team

## C-USA All-Defensive Team

2006-07	D'Aundra Henry.....	G
2009-10	Chassity Brown.....	G
2010-11	Roshaunda Barnes.....	G
2011-12	Brett Benzio.....	C

## C-USA All-Freshman Team

1996-97	Kelly Scanlon.....	G
	Grace Daley.....	G
1998-99	Sarah Goree.....	G
2005-06	Ashley Langford.....	G
2008-09	Brett Benzio.....	C
2009-10	Olivia Grayson.....	G
2011-12	<b>Danielle Blagg.....</b>	<b>G</b>
2013-14	<b>Leslie Vorpahl.....</b>	<b>G</b>

## Metro Conference All-Rookie Team

1990-91	Keisha Johnson.....	F
1991-92	Roma Coleman.....	G
1992-93	Christy Thomaskutty.....	G
	Mary Ann Marino.....	F
1994-95	Barbara Farris.....	C

## C-USA Tournament MVP

1997	Mary Lowry.....	G
1999	Grace Daley.....	G
2000	Janell Burse.....	C
2010	Danielle Nunn.....	F

## C-USA All-Tournament Team

1997	Barbara Farris.....	C
	Mary Lowry.....	G
	Mary Ann Marino.....	F
1999	Janelle Burse.....	C
	Grace Daley.....	G
2000	Janell Burse.....	C
	Grace Daley.....	G
2001	Janell Burse.....	C
2002	Sarah Goree.....	G
2006	Jami Montagnino.....	G
2010	Tiffany Aidoo.....	G
	Chassity Brown.....	G
	Danielle Nunn.....	F
2011	Roshaunda Barnes.....	G
	Danielle Nunn.....	F
2012	<b>Danielle Blagg.....</b>	<b>G</b>
	Olivia Grayson.....	G

## Metro Conference All-Tournament Team

1980	Terry Johnson.....	F
1981	Patricia "O.J." Toujouse.....	F
1990	Carmen Jones.....	G
1994	Christy Thomaskutty.....	G
1995	Barbara Farris.....	C

## C-USA Player of the Week

1995-96	Barbara Farris.....	1/2/96
1996-97	Barbara Farris.....	1/13/97
	Grace Daley.....	2/17/97
1997-98	Grace Daley.....	2/9/98
1998-99	Grace Daley.....	12/14/98
	Janell Burse.....	1/25/99
1999-2000	Grace Daley.....	12/13/99
	Grace Daley.....	12/20/99
	Janell Burse.....	1/3/00
	Janell Burse.....	2/21/00
2000-01	Janell Burse.....	1/8/01
	Sarah Goree.....	1/22/01
2001-02	Delacey Joseph.....	12/10/01
	Teana McKiver.....	2/25/02
2002-03	Gwen Slaughter.....	12/16/02
	Gwen Slaughter.....	2/3/03
2004-05	Lakethia Hampton.....	1/3/05
2006-07	Jami Montagnino.....	1/15/07
2009-10	Roshaunda Barnes.....	2/22/10
2010-11	Tiffany Aidoo.....	1/3/11
	Tiffany Aidoo.....	1/10/11
2011-12	Olivia Grayson.....	11/21/11
	Olivia Grayson.....	1/3/12
	Brett Benzio.....	3/2/12
2012-13	Whitney Bibbins.....	12/10/12
	<b>Danielle Blagg.....</b>	<b>3/14/13</b>

## C-USA Rookie/Freshman Of The Week

2008-09	Brett Benzio.....	1/5/09
	Indira Kaljo.....	2/9/09
2009-10	Olivia Grayson.....	2/22/10
2010-11	Whitney Bibbins.....	11/22/10
2011-12	<b>Danielle Blagg.....</b>	<b>11/21/11</b>
	Adesuwa Ebomwonyi...	11/28/11
	Jamie Kaplan.....	12/12/11
	Tiffany Dale.....	12/23/11
	<b>Danielle Blagg.....</b>	<b>1/3/12</b>
	<b>Danielle Blagg.....</b>	<b>1/9/12</b>
	<b>Danielle Blagg.....</b>	<b>1/23/12</b>
2013-14	Leslie Vorpahl.....	11/25/13
	Leslie Vorpahl.....	1/13/14

## Metro Conference Player of the Week

1989-90	Carmen Jones.....	12/3/89
	Carmen Jones.....	1/3/90
1990-91	Keisha Johnson.....	2/19/91
1992-93	Keisha Johnson.....	1/12/93
	Mary Ann Marino.....	2/16/03
1993-94	Mary Ann Marino.....	12/7/93
	Keisha Johnson.....	1/18/94
1994-95	Barbara Farris.....	1/24/95



**Lisa Stockton**

2007, 2010 Conference-USA  
Coach of the Year  
1995 Metro Conference  
Coach of the Year



# Year-By-Year Results

## 1975-76

Overall: 4-9

Head Coach: Karen Womack

J23	at Louisiana-Lafayette (1).....	L, 44-56
J23	Louisiana-Monroe (1).....	L, 39-59
J30	Dillard.....	W, 57-45
F2	at Southeastern Louisiana.....	L, 30-111
F6	Northwestern State (2).....	L, 64-101
F6	Louisiana-Monroe (2).....	L, 30-71
F10	LSU.....	L, 39-84
F12	at Dillard.....	W, 48-44
F17	at New Orleans.....	L, 37-49
F21	Spring Hill.....	W, 54-15
F25	New Orleans.....	W, 56-44
M4	Louisiana-Monroe (3).....	L, 54-65
M5	Nicholls State (3).....	L, 44-49

(1) Southwestern Louisiana Tournament, Lafayette, La.

(2) LSU Tournament, Baton Rouge, La.

(3) LAIAW State Tournament, at Tulane

## 1976-77

Overall: 7-13

Head Coach: Karen Womack

D6	at William Carey.....	L, 53-71
D10	Georgia State.....	L, 54-65
D11	McNeese State.....	L, 50-58
J18	at New Orleans.....	L, 61-64
J21	Louisiana-Lafayette.....	W, 74-69
J22	West Florida.....	W, 71-43
J26	Southern Miss.....	W, 68-67
J29	Spring Hill.....	W, 82-19
J31	at LSU.....	L, 42-74
F2	New Orleans.....	W, 64-61
F4	at Louisiana-Lafayette.....	W, 60-49
F5	at McNeese State.....	L, 48-79
F8	at Dillard.....	L, 45-60
F11	Belhaven College.....	L, 61-72
F14	Dillard.....	L, 47-55
F16	at Nicholls State.....	L, 68-73
F19	at Southern Miss.....	L, 45-55
F22	Louisiana Tech (1).....	L, 52-99
F23	Louisiana-Lafayette (1).....	W, 59-55
F24	Southern (1).....	L, 50-96

(1) LAIAW State Tournament, Ruston, La.

## 1977-78

Overall: 12-10

Head Coach: Karen Womack

N29	at William Carey.....	L, 60-61
D3	Louisiana-Monroe.....	W, 71-66
D5	at Nicholls State.....	L, 75-90
D7	at Dillard.....	L*
J13	at South Alabama.....	W, 64-33
J14	at West Florida.....	W, 68-43
J17	William Carey.....	W, 63-61
J19	New Orleans.....	W, 66-33
J21	at Louisiana-Lafayette.....	W, 59-44
J24	Nicholls State.....	W, 67-50
J28	at Spring Hill.....	W, 66-35
F2	Xavier (N.O.).....	W, 64-63
F4	Belhaven College.....	L, 48-56
F9	at Shorter College.....	L*
F10	at Georgia State.....	L, 41-65
F11	at Georgia Tech.....	L, 58-63
F14	at New Orleans.....	W, 53-45
F17	Louisiana-Lafayette.....	W, 74-52
F18	Spring Hill.....	W, 57-16
F20	Dillard.....	L, 46-55
F23	vs Xavier (N.O.) (1).....	L, 69-76 (ot)
F24	vs Louisiana-Lafayette (1).....	L, 41-65

\*scores not available

(1) LAIAW State Tournament, Baton Rouge, La.

## 1978-79

Overall: 14-9

Head Coach: Karen Womack

N24	Northwestern State.....	W, 66-59
N28	at New Orleans.....	W, 65-63
N30	William Carey.....	W, 79-73
D2	Louisiana-Monroe.....	L, 59-76
D8	Georgia State.....	W, 62-56
D9	Florida State.....	W, 78-67
J8	Mary Crest.....	W, 86-56
J10	at Xavier (N.O.).....	L, 67-80
J13	at Louisiana-Lafayette.....	L, 62-77
J24	Xavier (N.O.).....	W, 75-54
J26	Nicholls State.....	W, 65-63
J30	at William Carey.....	L, 59-65
F2	Louisiana-Lafayette.....	W, 52-33
F3	South Alabama.....	W, 73-62
F6	at Nicholls State.....	W, 65-63
F9	at Spring Hill.....	W, 79-43
F10	at South Alabama.....	L, 55-58
F13	New Orleans.....	L, 62-64



The 1977-78 Green Wave, under the direction of head coach Karen Womack, was the first team in school history to post a winning record. The Wave turned in an eight-game winning streak midway through the season, which stood as the program's longest such streak until the 1996-97 team won nine straight.

F16	Spring Hill.....	W, 69-50
F17	Belhaven College.....	W, 75-63
F22	at Louisiana-Monroe (1).....	L, 57-68
F23	vs Northwestern State (1).....	L, 61-66
M7	vs Houston (2).....	L, 57-65

(1) LAIAW State Tournament, Monroe, La.

(2) SWIAW Regional Tournament

## 1979-80

Overall: 16-11

Head Coach: Karen Womack

N20	William Carey.....	W, 75-70
N27	at LSU.....	L, 56-86
N30	Nicholls State.....	W, 73-61
D1	at South Alabama.....	L, 63-75
D4	Northwestern State.....	W, 63-60
D6	North Texas.....	W, 84-44
D17	vs Cincinnati (1).....	W, 65-56
D18	vs Memphis (1).....	L, 62-75
D19	at Florida State (1).....	W, 95-74
D23	Houston.....	W, 60-58
D30	New Orleans.....	W, 93-71
J10	at Northwestern State.....	L, 58-70
J11	Arkansas.....	L, 65-66
J15	at Xavier (N.O.).....	W, 55-50
J16	South Alabama.....	L, 65-70
J19	Louisville.....	L, 61-72
J21	at William Carey.....	L, 76-77
J25	at TCU.....	W, 89-69
J26	at SMU.....	W, 72-62
J28	at Nicholls State.....	L, 67-73
J29	UAB.....	L, 69-72
F5	Xavier (N.O.).....	W, 53-47
F9	Spring Hill.....	W, 60-50
F12	at New Orleans.....	W, 88-68
F15	UTEP.....	W, 86-61
F16	Florida State.....	W, 75-65
F21	vs McNeese State (2).....	L, 52-75

(1) Metro Conference Tournament, Louisville, Ky.

(2) LAIAW State Tournament, Ruston, La.

## 1980-81

Overall: 12-16

Head Coach: Avie Bridges

N24	Texas Women's.....	L, 69-80
N26	Nicholls State.....	W, 96-53
N29	at Louisiana-Lafayette.....	L, 74-91
D2	at Rice.....	W, 73-53
D5	at Southern Miss.....	L, 65-81
D6	Spring Hill.....	W, 69-54
J6	SMU.....	W, 78-48
J8	Southern Miss.....	L, 59-64
J10	at Georgia Tech.....	L, 58-72
J12	North Texas.....	W, 84-68
J14	Texas A&M.....	L, 79-81
J17	New Orleans.....	L, 75-96
J20	at Nicholls State.....	W, 77-66
J23	Louisiana-Lafayette.....	W, 82-53
J24	at Southeastern Louisiana.....	L, 67-70
J26	LSU.....	L, 79-92
J29	at Xavier (N.O.).....	L, 59-62
J31	McNeese State.....	L, 72-75
F5	Florida State (1)*.....	W, 70-60
F6	Memphis (1)*.....	L, 81-88
F7	Cincinnati (1)*.....	L, 73-90
F10	Xavier (N.O.).....	L, 64-72
F13	Belhaven College.....	W, 89-76

F16	at Spring Hill.....	W, 69-59
F18	Southeastern Louisiana.....	W, 87-83
F22	at New Orleans.....	L, 99-109
F26	vs Louisiana-Monroe (2).....	W, 80-59
F27	vs Southern (2).....	L, 56-60

\*denotes Metro Conference game

(1) Metro Conference Tournament, at Tulane

(2) LAIAW Championship, Hammond, La.

## 1981-82

Overall: 12-15

Head Coach: Julia Yeater

N20	Louisiana-Lafayette.....	W, 84-83
N24	Grambling.....	L, 66-80
N30	at Southern Miss.....	L, 66-84
D2	Xavier (N.O.).....	L, 60-63
D5	at LSU.....	L, 52-87
D7	at William Carey.....	L, 72-83
D10	Brigham Young.....	W, 69-61
D12	at Louisiana Tech.....	L, 50-103
D15	Penn State.....	L, 72-77
J6	Northwest Missouri St.....	W, 70-68
J8	Southeastern Louisiana.....	W, 60-56
J11	Nicholls State.....	W, 69-63
J16	at Memphis.....	L, 63-78
J20	Southern Miss.....	W, 75-57
J23	New Orleans.....	W, 81-80
J25	Florida.....	W, 54-52
J27	at Nicholls State.....	W, 55-49
J29	vs Virginia Tech (1).....	W, 72-64
J30	at Cincinnati.....	L, 59-81
F3	at Southeastern Louisiana.....	L, 58-63
F6	at New Orleans.....	L, 65-89
F8	Florida State.....	L, 70-89
F9	at Xavier (N.O.).....	L, 49-71
F12	Louisiana-Lafayette.....	W, 75-67
F18	Spring Hill.....	L, 55-59
F22	William Carey.....	W, 71-65
F25	vs Virginia Tech (2).....	L, 52-62

(1) Cincinnati, Ohio

(2) Metro Conference Tournament, Memphis, Tenn.

## 1982-83

Overall: 8-20

Head Coach: Julia Yeater

N20	Texas A&M.....	W, 80-73
N23	Spring Hill.....	W, 79-67
N27	at LSU.....	L, 60-88
N30	at Southern Miss.....	L, 70-86
D3	McNeese State.....	L, 75-87
D9	vs Northwestern State (1).....	L, 53-73
D10	vs Alabama (1).....	L, 58-66
D11	vs Illinois State (1).....	L, 54-89
J6	at Memphis.....	L, 62-87
J8	South Alabama.....	W, 82-72
J12	at Florida.....	L, 61-83
J13	at Tampa.....	W, 77-60
J15	at Florida State.....	L, 56-81
J18	Southern Miss.....	L, 66-71
J22	New Orleans.....	L, 69-86
J25	Mississippi College.....	W, 84-81
J28	at Grambling.....	L, 62-76
J29	at Mississippi College.....	L, 65-72
F1	at New Orleans.....	L, 74-91
F5	Florida State.....	L, 66-91
F10	Nicholls State.....	W, 77-53
F12	at South Alabama.....	L, 73-98

F18	at McNeese State.....	L, 70-86
F20	at Stephen F. Austin.....	L, 58-74
F22	Memphis.....	L, 68-90
F24	Southern.....	W, 76-67
M2	at Nicholls State.....	W, 68-53
M6	vs Cincinnati (2).....	L, 58-82

(1) Ruston, La.

(2) Metro Conference Tournament, Louisville, Ky.

## 1983-84

Overall: 8-20 • Metro: 3-7

Head Coach: Julia Yeater

N26	Lamar.....	L, 74-80
N30	at Spring Hill.....	L, 69-76
D3	Southeastern La.....	W, 86-78 (ot)
D6	vs Mercer (1).....	L, 67-79
D7	at Spring Hill (1).....	W, 70-63
D10	LSU.....	L, 57-106
D31	vs Immaculata (2).....	W, 86-67
J1	vs Colby College (2).....	W, 66-63
J7	at Louisville.....	L, 65-85
J9	at Cincinnati.....	L, 58-85
J13	Nicholls State.....	W, 83-63
J17	at Southeastern Louisiana.....	L, 73-89
J21	New Orleans.....	L, 72-97
J23	South Carolina.....	L, 74-79
J26	at South Alabama.....	L, 68-80
J28	Florida State.....	W, 77-71
F1	at Southern Miss.....	L, 69-89
F4	South Alabama.....	L, 73-92
F6	Memphis.....	L, 57-64
F10	Stephen F. Austin.....	L, 75-86
F14	at Nicholls State.....	L, 68-75
F16	at Memphis.....	L, 64-79
F18	at New Orleans.....	L, 69-86
F20	at Florida State.....	L, 79-86
F22	Southern Miss.....	W, 83-81
F25	Virginia Tech.....	W, 64-59
F29	at Southern.....	L, 55-72
M3	vs South Carolina (3).....	L, 64-74

(1) Jaguar Gym, Mobile, Ala.

(2) Rollins College, Winter Park, Fla.

(3) Metro Tournament, Cincinnati, Ohio

## 1984-85

Overall: 6-22 • Metro: 1-9

Head Coach: Julia Yeater

N24	Lamar.....	L, 63-69
N27	at LSU.....	L, 52-99
N30	at UAB.....	L, 82-85
D3	Spring Hill.....	W, 63-52
D7	at Lamar.....	L, 59-63
D8	at Rice.....	L, 58-65
D28	Southern.....	L, 55-73
D29	Rice.....	W, 52-47
J3	Louisville.....	L, 65-84
J5	Cincinnati.....	L, 67-80 (ot)
J10	at Virginia Tech.....	L, 64-104
J12	at South Carolina.....	L, 67-75
J15	at Southeastern Louisiana.....	L, 60-62
J19	New Orleans.....	L, 64-81
J21	Central Florida.....	L, 70-75 (ot)
J24	Memphis.....	L, 65-85
J26	Florida State.....	W, 59-56
J28	Southeastern Louisiana.....	W, 84-73
J30	at Nicholls State.....	L, 58-73
F2	at Southern Miss.....	L, 63-93
F5	at New Orleans.....	L, 55-65
F8	at Central Florida.....	L, 61-63
F10	at Florida State.....	L, 47-81
F13	Nicholls State.....	W, 80-78 (2ot)
F16	at Memphis.....	L, 57-67
F21	at Spring Hill.....	W, 78-73
F23	Southern Miss.....	L, 69-84
M2	vs South Carolina (1).....	L, 66-76

(1) Metro Tournament, Hattiesburg, Miss.

## 1985-86

Overall: 16-12

Head Coach: Joline Matsunami

N23	at Louisiana-Lafayette.....	W, 80-65
N25	Oregon.....	W, 81-62
N30	Saint Louis.....	W, 84-67
D6	at Rice.....	W, 70-67 (ot)
D8	at McNeese State.....	L, 66-82
D13	vs Dillard (1).....	W, 81-67
D14	at New Orleans.....	L, 60-61
D18	Stetson.....	W, 70-69
D28	Rice.....	W, 82-75
J2	Phillips College.....	W, 77-73 (ot)
J4	at Cincinnati.....	L, 68-87
J6	at Louisville.....	W, 64-61
J11	South Carolina.....	L, 67-72
J13	Virginia Tech.....	W, 89-77 (ot)
J18	West Florida.....	W, 76-60
J22	at Nicholls State.....	L, 65-74



# Year-By-Year Results

J24	at Florida State	L, 70-71
J25	at West Florida	W, 99-78
J28	New Orleans	L, 74-95
F1	Southern Miss.	L, 72-85
F3	Oral Roberts	W, 74-71
F8	Florida State	W, 75-60
F10	Memphis	L, 83-89
F15	at Memphis	L, 69-92
F18	at New Orleans	L, 61-75
F22	at Southern Miss.	W, 75-72
F24	LSU	L, 65-74
F26	Nicholls State	W, 92-76

(1) Lakefront Arena, New Orleans, La.

## 1986-87

Overall: 9-19

Head Coach: Joline Matsunami

N28	at Georgia Southern	L, 78-82
N29	vs East Carolina (1)	L, 65-75
D2	Dillard	W, 100-85
D7	Arizona State	L, 68-83
D13	Southern Miss.	W, 63-61
D15	Furman	W, 93-61
D29	at LSU	L, 53-91
D30	McNeese State	L, 72-85
J5	at Oral Roberts	L, 72-85
J6	at Tulsa	W, 49-44
J8	at Oklahoma	L, 53-84
J14	Alcorn State	W, 81-60
J17	Creighton	L, 73-87
J18	UCF	W, 117-91
J22	South Alabama	L, 88-90
J24	at Southeastern Louisiana	L, 63-69
J30	Louisville	W, 75-69
J31	Texas-San Antonio	L, 66-69 (ot)
F4	New Orleans	L, 70-87
F8	at South Alabama	L, 68-92
F10	Nicholls State	L, 66-73
F14	at Southern Miss.	L, 65-70
F18	Southeastern Louisiana	W, 66-59
F21	at Nicholls State	L, 61-63
F25	at Alcorn State	W, 78-74
M4	at New Orleans	L, 48-65
M6	at Miami	L, 72-76
M7	at Florida International	L, 59-64

(1) Statesboro, Ga.

## 1987-88

Overall: 15-13

Head Coach: Joline Matsunami

N27	vs McNeese State (1)	L, 72-78
N28	vs Ark. Pine Bluff (1)	W, 78-54
N29	vs Louisiana-Lafayette (1)	W, 73-67
D4	Mississippi College	W, 74-72
D5	SMU	W, 84-73
D7	at Dillard	W, 91-72
D12	at Southern Miss.	L, 69-80
D29	vs Massachusetts (2)	W, 64-61
D30	at Maine	L, 57-65
J4	UMKC	W, 92-69
J9	Oklahoma	W, 82-75
J12	at McNeese State	L, 63-70
J13	at Stephen F. Austin	L, 55-85
J16	at Nicholls State	L, 59-76
J18	UAB	W, 87-61
J23	Southeastern Louisiana	W, 70-54
J27	at South Alabama	L, 62-93
J30	Arkansas-Little Rock	W, 73-55
F8	at New Orleans	L, 42-69
F11	at Southeastern Louisiana	W, 74-57
F15	LSU	L, 55-73
F20	South Alabama	L, 67-74
F24	Nicholls State	W, 61-49
F26	vs Mississippi College (3)	W, 89-77
F27	at Mississippi State	L, 58-66
M3	Louisiana Tech.	L, 62-92
M5	Southern Miss.	W, 89-86
M8	New Orleans	L, 72-84

(1) Baton Rouge, La.

(2) Portland, Maine

(3) Starkville, Miss.

## 1988-89

Overall: 14-13

Head Coach: Joline Matsunami

N25	vs Harvard (1)	W, 72-56
N26	at Rice	L, 78-81
N27	vs Michigan (1)	W, 58-57
D9	at UAB	W, 59-43
D29	Duke	L, 72-78
D30	Texas-Pan American	W, 63-37
J4	at Alabama	L, 64-80
J7	Sam Houston State	W, 68-58
J11	Stephen F. Austin	L, 65-70
J13	at South Alabama	L, 69-91
J16	at New Orleans	L, 69-80

J19	at Southern Miss.	L, 76-94
J21	Nicholls State	W, 86-62
J22	Alabama	L, 67-69
J24	at Louisiana-Lafayette	W, 82-73
J28	at Southeastern Louisiana	W, 77-70
J31	at LSU	L, 63-84
F2	Rice	W, 95-85
F6	at Mississippi College	W, 77-61
F8	Southern Miss.	L, 65-74
F11	Mississippi State	W, 62-56
F14	McNeese State	W, 75-73
F18	at Nicholls State	W, 79-64
F20	New Orleans	L, 67-73
F23	at Louisiana Tech.	L, 39-77
F27	Southeastern Louisiana	W, 71-69
M4	at Sam Houston State	L, 49-63

(1) Houston, Texas

## 1989-90

Overall: 6-22 • Metro: 1-13

Head Coach: Joline Matsunami

N26	at Xavier (N.O.)	L, 77-88
N28	at Louisiana-Lafayette	W, 85-83(ot)
D1	Kent State (1)	W, 60-57
D2	Eastern Kentucky (1)	L, 68-71
D8	at McNeese State	L, 56-59
D11	at Xavier (N.O.)	W, 52-51
J2	Louisiana-Lafayette	W, 79-72
J3	Alabama	L, 63-71
J6	at South Carolina*	L, 52-86
J8	at Florida State*	L, 66-103
J11	New Orleans	L, 63-67
J13	at Southern Miss*	L, 35-73
J15	Memphis*	W, 79-76
J20	at Virginia Tech*	L, 59-82
J23	at Nicholls State	L, 61-74
J27	Louisville*	L, 64-65
J30	Cincinnati*	L, 52-56
F3	South Carolina*	L, 55-76
F5	Florida State*	L, 45-100
F10	Southern Miss*	L, 56-88
F12	at Memphis*	L, 69-81
F17	at Cincinnati*	L, 53-61
F19	at Louisville*	L, 52-77
F22	LSU	L, 57-83
F24	at New Orleans	L, 40-69
M1	South Alabama	W, 73-69
M3	Virginia Tech*	L, 53-70
M8	vs South Carolina (2)	L, 62-71

\* denotes Metro Conference games

(1) Lady Green Wave Classic, Fogelman Arena

(2) Metro Conference Tournament, Cincinnati, Ohio

## 1990-91

Overall: 6-22 • Metro: 1-13

Head Coach: Candi Harvey

N23	Texas-Arlington	L, 77-83
N30	TCU	W, 59-55
D3	Ball State	W, 68-63
D5	Louisiana-Lafayette	W, 77-59
D8	at New Orleans	L, 59-63
D30	Cornell	W, 78-57
J5	at Louisville*	L, 43-76
J7	at Cincinnati*	L, 64-72
J10	Memphis*	L, 68-78
J14	Virginia Tech*	L, 54-64
J18	at Nicholls State	L, 53-59
J21	Southern Miss*	L, 61-67
J23	at LSU	L, 46-71
J26	at South Carolina*	L, 49-73
J28	at Florida State*	L, 60-87
J30	at UL-Lafayette	L, 58-64
F2	Louisville*	L, 62-78
F4	Cincinnati*	W, 79-59
F9	at Memphis*	L, 65-85
F11	at Virginia Tech*	L, 41-67
F13	Georgia Southern	L, 67-73
F15	Nicholls State	W, 70-56
F16	Texas-San Antonio	L, 93-98 (ot)
F18	at Southern Miss*	L, 57-89
F23	South Carolina*	L, 73-79
F25	Florida State*	L, 66-104
F28	New Orleans	L, 46-82
M4	vs South Carolina (1)	L, 44-80

\* denotes Metro Conference games

(1) Metro Conference Tournament, Louisville, Ky.

## 1991-92

Overall: 9-19 • Metro: 4-8

Head Coach: Candi Harvey

N22	Alabama	L, 58-61
N25	at SMU	L, 53-68
N27	at TCU	L, 66-70
D2	Louisiana-Lafayette	W, 76-47
D21	Memphis	L, 56-68
D29	Princeton	W, 75-69

D30	Detroit	L, 61-68
J4	Columbia	W, 57-46
J6	Southern Miss*	L, 53-55
J11	VCU*	W, 74-72
J13	at New Orleans	L, 60-79
J15	Mississippi State	L, 49-55
J20	Louisville*	L, 55-66
J25	at Southern Miss*	L, 58-79
J27	at Charlotte*	L, 41-63
J30	McNeese State	W, 72-55
F1	Virginia Tech*	W, 59-56
F3	at South Florida*	L, 58-71
F12	New Orleans	L, 64-75
F15	at Rice	L, 48-59
F17	Charlotte*	L, 50-75
F19	LSU	L, 61-70
F22	South Florida*	W, 83-62
F27	Nicholls State	W, 73-48
F29	at Virginia Tech*	W, 63-43
M2	at VCU*	L, 51-73
M7	at Louisville*	L, 64-84
M11	vs VCU (1)	L, 58-73

\* denotes Metro Conference games

(1) Metro Conference Tournament, Louisville, Ky.

## 1992-93

Overall: 14-13 • Metro: 6-6

Head Coach: Candi Harvey

D4	at UC Irvine (1)	W, 64-48
D5	vs Boise State (1)	W, 79-76
D8	at Texas A&M	L, 67-84
D11	UNLV	W, 65-59
D29	SMU	W, 82-58
D31	Pennsylvania	W, 72-58
J2	at Memphis*	W, 60-59
J5	Iona	W, 86-49
J9	Louisville*	W, 85-79
J14	at New Orleans	L, 61-79
J16	at Virginia Tech*	L, 57-80
J18	at Charlotte*	L, 48-77
J20	Rice	L, 59-61
J23	South Florida*	W, 89-72
J26	at Alabama	L, 74-90
J30	at VCU*	L, 60-75
F1	Southern Miss*	W, 71-69
F3	at LSU	L, 74-86
F8	at Louisville*	L, 74-87
F13	Charlotte*	W, 62-58
F15	Virginia Tech*	W, 79-65
F19	New Orleans	W, 75-64
F22	VCU*	L, 71-77
F27	at South Florida*	W, 96-78
M1	at McNeese State	L, 80-82
M4	at Southern Miss	L, 61-78
M10	vs Charlotte (2)	L, 44-69

\* denotes Metro Conference games

(1) Disneyland Freedom Bowl Classic, Irvine, Calif.

(2) Metro Conference Tournament, Louisville, Ky.

## 1993-94

Overall: 17-14 • Metro: 5-7

Head Coach: Candi Harvey

WNIT Third Round

D4	vs Hofstra (1)	W, 90-54
D5	at Harvard (1)	W, 93-71
D7	Troy State	W, 87-67
D10	Prairie View A&M (2)	W, 80-38
D11	Nicholls State (2)	W, 70-45
D28	Fairfield (3)	W, 84-80

D31	Texas A&M	W, 83-73
J5	at SMU	L, 64-74
J8	at Louisville*	L, 67-79
J12	at Louisiana-Lafayette	W, 83-58
J15	Virginia Tech*	W, 75-64
J17	Charlotte*	W, 75-61
J19	at Arkansas	L, 59-71
J25	at Mississippi State	W, 92-84
J29	Southern Miss*	L, 62-72
F1	New Orleans	W, 62-61
F5	at South Florida*	L, 71-81
F7	at VCU*	W, 69-43
F11	South Florida*	L, 73-77
F13	Louisville*	W, 77-62
F16	at New Orleans	L, 63-74
F19	at Southern Miss*	L, 66-89
F21	LSU	L, 60-73
F26	at Virginia Tech*	L, 65-71
F28	at Charlotte	L, 62-67
M5	VCU*	W, 70-56
M8	vs South Florida (4)	W, 76-70
M9	vs Southern Miss (4)	L, 69-72
M24	vs Louisiana-Monroe (5)	W, 78-75
M25	vs Arkansas State (5)	L, 66-72
M26	vs Pittsburgh (5)	L, 66-71

\* denotes Metro Conference games

(1) Harvard Tournament, Boston, Mass.

(2) Green Wave Classic, Fogelman Arena

(3) at Pontchartrain Center, Metairie, La.

(4) Metro Conference Tournament, Biloxi, Miss.

(5) WNIT, Amarillo, Texas

## 1994-95

Overall: 19-10 • Metro: 9-3

Head Coach: Lisa Stockton

NCAA First Round

N25	vs Southern Utah (1)	W, 75-67
N26	at Colorado State (1)	L, 56-76
N29	at Troy	W, 82-75
D2	Sacramento State (2)	W, 64-55
D3	George Washington (2)	L, 57-69
D7	at Rice	W, 70-66
D10	vs Ole Miss (3)	L, 51-81
D19	McNeese State	W, 73-62
D28	Arkansas (4)	L, 79-83
D30	SMU (4)	L, 71-74
J3	Mississippi State	W, 85-64
J6	Southern Miss*	W, 74-71
J10	New Orleans	W, 80-65
J13	at VCU*	W, 76-65
J15	at Louisville*	L, 56-74
J18	at LSU	W, 57-50
J22	at Southern Miss*	W, 83-70
J27	Virginia Tech*	W, 72-62
J29	South Florida*	W, 74-58
F3	VCU*	L, 63-66
F5	Louisville*	W, 79-69
F10	at Charlotte*	W, 71-57
F12	at Virginia Tech*	L, 65-77
F17	at South Florida*	W, 73-67
F21	Louisiana-Lafayette	W, 84-33
F24	Charlotte*	W, 85-83 (ot)
M8	vs South Florida (5)	W, 67-62
M9	at Louisville (5)	L, 65-70 (ot)
M16	at Texas Tech (6)	L, 72-87

\* denotes Metro Conference games

(1) Coors-Rocky Mountain Invite, Colorado Springs, Colo.

(2) Green Wave Classic, Fogelman Arena

(3) Metro-SEC Challenge, Jackson, Miss.

(4) Pontchartrain Center

(5) Metro Conference Tournament, Louisville, Ky.

(6) NCAA Midwest First Round, Lubbock, Texas



Tulane's 1993-94 squad became the first team to qualify for the postseason, earning a spot in the WNIT. It would spark an impressive streak for the Green Wave as Tulane made the NCAA's every year from 1995-2003.



# Year-By-Year Results

## 1995-96

**Overall: 21-10 • C-USA: 9-5**

**Head Coach: Lisa Stockton**

### NCAA First Round

N26	Eastern Washington	.....	W, 85-63
N29	Rice	.....	W, 69-62
D2	at McNeese State	.....	W, 77-73
D9	at Mississippi State	.....	W, 71-63
D18	vs Xavier (OH) (1)	.....	W, 71-63
D19	vs South Carolina (1)	.....	L, 66-72
D20	vs Holy Cross (1)	.....	W, 66-54
D28	LSU	.....	L, 58-61
D30	vs Robert Morris (2)	.....	W, 84-52
D31	at UNC Greensboro (2)	.....	W, 71-69
J3	at Southern Methodist	.....	W, 71-62
J5	Charlotte*	.....	W, 75-70
J12	at South Florida*	.....	W, 81-58
J14	at UAB*	.....	L, 54-56
J16	vs New Orleans (3)	.....	W, 67-65
J19	Saint Louis*	.....	W, 82-49
J21	Cincinnati*	.....	W, 73-64
J26	at Louisville*	.....	W, 73-72 (ot)
J28	at Memphis*	.....	L, 64-96
F1	at Southern Miss*	.....	L, 82-84 (ot)
F6	Nicholls State	.....	W, 62-43
F9	Marquette*	.....	W, 63-51
F11	at DePaul*	.....	L, 73-81
F13	at George Washington	.....	L, 70-73
F16	UAB*	.....	L, 61-69 (ot)
F18	South Florida*	.....	W, 76-45
F21	Southern Miss*	.....	W, 72-67 (ot)
F25	at Charlotte*	.....	W, 64-53
M1	vs UAB (4)	.....	W, 72-53
M2	vs DePaul (4)	.....	L, 73-85
M15	at Colorado (5)	.....	L, 75-83

\*denotes Conference USA game

(1) Northern Lights Invitational, Anchorage, Alaska

(2) Marriott Classic, Greensboro, N.C.

(3) Sugar Bowl Classic, Louisiana Superdome

(4) Conference USA Tournament, Birmingham, Ala.

(5) NCAA West Region First Round, Boulder, Colo.

## 1996-97

**Overall: 27-5 • C-USA: 12-2**

**Head Coach: Lisa Stockton**

*Conference USA Champions*

*C-USA Tournament Champions*

### NCAA Second Round

N15	at Louisiana Tech (1)	.....	L, 50-77
N25	vs New Orleans (2)	.....	W, 91-77
N30	Mississippi	.....	W, 69-54
D2	at South Alabama	.....	W, 76-54
D6	Troy State	.....	W, 95-77
D9	at Southwestern La.	.....	W, 81-38
D21	vs Iowa State (3)	.....	W, 68-61
D22	at Pepperdine (3)	.....	W, 58-49
D28	UNC Greensboro (4)	.....	W, 89-46
D29	Colorado State (4)	.....	W, 105-72
J5	Memphis*	.....	L, 73-86
J7	at Southern Miss*	.....	W, 72-45
J10	at Charlotte*	.....	W, 77-69
J14	at New Orleans	.....	W, 68-65
J17	South Florida*	.....	W, 87-48
J19	UAB*	.....	W, 77-54
J24	at Saint Louis*	.....	W, 75-53
J26	at Cincinnati*	.....	W, 79-67
J28	at LSU	.....	L, 74-75 (ot)
J31	Louisville*	.....	W, 77-72
F5	at Houston*	.....	W, 95-49
F9	Southern Miss*	.....	W, 88-63
F14	Marquette*	.....	W, 76-70
F16	DePaul*	.....	W, 67-59
F18	at Nicholls State	.....	W, 77-57
F21	at UAB*	.....	W, 67-49
F23	at South Florida*	.....	L, 70-81
M1	vs Saint Louis (5)	.....	W, 75-57
M2	vs Louisville (5)	.....	W, 76-74
M3	vs Marquette (5)	.....	W, 76-53
M15	vs UC Santa Barbara (6)	.....	W, 72-69
M17	vs George Washington (6)	.....	L, 67-81

\*denotes Conference USA game

(1) Preseason Women's NIT

(2) NOKIA Sugar Bowl Classic, Louisiana Superdome

(3) Malibu Classic, Malibu, Calif.

(4) Tulane/Douletree Classic, Fogelman Arena

(5) Conference USA Tournament, Chicago, Ill.

(6) NCAA East Region First & Second Rounds, Wash., D.C.

## 1997-98

**Overall: 21-7 • C-USA: 12-4**

**Head Coach: Lisa Stockton**

### NCAA First Round

N15	at Missouri-Kansas City	.....	W, 75-47
N21	at Mississippi	.....	W, 68-55



*Tulane's 1996-97 team was the first squad in school history to record the hat trick of winning the Conference USA regular-season championship, claiming the C-USA Tournament title and earning a berth in the NCAA Tournament.*

N25	SMU	.....	L, 58-68
N29	LSU	.....	W, 65-54
D1	South Alabama	.....	W, 101-38
D6	vs Colorado (1)	.....	W, 63-62
D7	at Fairfield (1)	.....	W, 63-36
D21	Southern Miss*	.....	L, 70-71
D27	Appalachian State (2)	.....	W, 81-41
D28	Holy Cross (2)	.....	W, 78-67
J2	Houston*	.....	W, 86-65
J4	South Florida*	.....	W, 70-39
J9	at UAB*	.....	W, 63-44
J11	at Memphis*	.....	L, 77-90
J17	DePaul*	.....	W, 91-81
J20	at Marquette*	.....	L, 58-77
J23	Saint Louis*	.....	W, 85-44
J25	Charlotte*	.....	W, 93-55
J27	New Orleans	.....	W, 88-64
J31	at Louisville*	.....	L, 66-81
F2	at Cincinnati*	.....	W, 82-78 (ot)
F6	Memphis*	.....	W, 89-67
F8	UAB*	.....	W, 69-38
F14	at Houston*	.....	W, 73-45
F16	at South Florida*	.....	W, 55-52
F21	at Southern Miss*	.....	W, 62-34
F28	vs Cincinnati (3)	.....	L, 62-77
M13	vs Kansas (4)	.....	L, 68-72

\*denotes Conference USA game

(1) Women's Classic, Fairfield, Conn.

(2) Tulane/Douletree Invitational, Fogelman Arena

(3) Conference USA Tournament, Louisville, Ky.

(4) NCAA West Region First Round, Iowa City, Iowa

## 1998-99

**Overall: 24-6 • C-USA: 12-4**

**Head Coach: Lisa Stockton**

*Conference USA Champions*

*C-USA Tournament Champions*

### NCAA First Round

N14	at LSU	.....	L, 54-81
N22	Miami	.....	W, 63-56
N28	at VCU	.....	W, 52-51
N30	at Richmond	.....	W, 77-72
D5	at SMU	.....	W, 81-80
D8	Texas A&M	.....	W, 66-61
D13	vs Auburn	.....	W, 64-53
D22	at Southern Miss*	.....	W, 75-52
D28	Furman (1)	.....	W, 92-56
D29	Maine (1)	.....	W, 85-76
J1	at South Florida*	.....	L, 67-70
J3	at Houston*	.....	W, 82-62
J8	Memphis*	.....	W, 98-51
J10	UAB*	.....	W, 80-74
J14	Marquette*	.....	W, 86-73
J16	vs New Orleans	.....	W, 71-51
J18	at DePaul*	.....	W, 81-72
J22	at Charlotte*	.....	W, 70-52
J24	at Saint Louis*	.....	W, 73-52
J29	Louisville*	.....	L, 58-63
J31	Cincinnati*	.....	L, 51-70
F4	at UAB*	.....	L, 68-70
F6	at Memphis*	.....	W, 72-63
F12	Houston*	.....	W, 85-62
F14	South Florida*	.....	W, 99-60
F20	Southern Miss*	.....	W, 85-64
F27	vs Charlotte (2)	.....	W, 69-60

F28	vs Louisville (2)	.....	W, 87-74
M1	vs Cincinnati (2)	.....	W, 58-44
M13	vs Saint Joseph's (3)	.....	L, 72-83

\*denotes Conference USA game

(1) Tulane/Douletree Classic, Fogelman Arena

(2) C-USA Tournament, Fogelman Arena

(3) NCAA East Region First Round, Durham, N.C.

## 1999-2000

**Overall: 27-5 • C-USA: 12-4**

**Head Coach: Lisa Stockton**

*C-USA Tournament Champions*

### NCAA Second Round

N19	at Siena	.....	W, 97-92 (ot)
N26	UNC Asheville	.....	W, 96-32
N28	at Miami	.....	W, 75-66
D2	Alabama	.....	W, 81-69
D4	Georgetown	.....	W, 72-62
D8	at Texas A&M	.....	W, 91-74
D13	SMU	.....	W, 81-69
D21	vs Nicholls State (1)	.....	W, 81-51
D27	Providence (2)	.....	W, 81-57
D28	West Virginia (2)	.....	W, 104-75
D31	LSU	.....	W, 76-72
J3	Southern Miss*	.....	W, 91-77
J7	UAB*	.....	W, 74-73
J9	Memphis*	.....	W, 83-67
J14	at Cincinnati*	.....	L, 59-70
J16	at Louisville*	.....	L, 72-75
J21	at Houston*	.....	W, 92-74
J23	at South Florida*	.....	W, 84-78
J28	Saint Louis*	.....	W, 91-64
J30	at Charlotte*	.....	W, 78-68
F3	DePaul*	.....	W, 86-76
F5	Marquette*	.....	L, 62-81
F10	Houston*	.....	W, 83-53
F12	South Florida*	.....	W, 87-66
F17	at UAB*	.....	W, 73-69
F19	at Memphis*	.....	W, 87-67
F27	at Southern Miss*	.....	L, 72-78
M4	vs Cincinnati (3)	.....	W, 91-78
M5	vs Charlotte (3)	.....	W, 79-75
M6	vs UAB (3)	.....	W, 73-70
M18	vs Vermont (4)	.....	W, 65-60
M20	at Texas Tech (4)	.....	L, 59-76

\*denotes Conference USA game

(1) at Houma Civic Center

(2) Tulane/Douletree Classic, Fogelman Arena

(3) Conference USA Tournament, Louisville, Ky.

(4) NCAA Midwest Regional, Lubbock, Texas

## 2000-01

**Overall: 22-10 • C-USA: 12-4**

**Head Coach: Lisa Stockton**

*C-USA Tournament Champions*

### NCAA First Round

N10	Grambling (1)	.....	W, 92-64
N12	at Texas (1)	.....	L, 47-71
N17	Nicholls State	.....	W, 73-54
N19	vs New Orleans (2)	.....	W, 100-67
N22	at Alabama	.....	L, 63-64
D2	at Georgetown	.....	L, 64-69
D4	Missouri State	.....	L, 61-67
D6	at SMU	.....	W, 75-66

D10	at LSU	.....	L, 61-68
D21	Boston University	.....	W, 110-66
D27	William & Mary (3)	.....	W, 69-51
D28	Hartford (3)	.....	W, 75-45
J2	at Southern Miss*	.....	W, 72-65
J5	at Saint Louis*	.....	W, 52-51
J7	Charlotte*	.....	W, 78-64
J12	South Florida*	.....	W, 67-38
J14	Houston*	.....	L, 80-90 (ot)
J19	at Memphis*	.....	W, 67-58
J21	at UAB*	.....	W, 74-67
J26	Louisville*	.....	L, 60-64
J28	Cincinnati*	.....	W, 83-74
F2	at Marquette*	.....	W, 78-66
F4	at DePaul*	.....	L, 62-72
F9	at South Florida*	.....	W, 70-52
F11	at Houston*	.....	W, 75-59
F16	Memphis*	.....	L, 61-76
F18	UAB*	.....	W, 71-62 (ot)
F22	Southern Miss*	.....	W, 84-45
M3	at Marquette (4)	.....	W, 59-58
M4	vs Houston (4)	.....	W, 78-74
M5	vs Cincinnati (4)	.....	W, 63-50
M16	vs Florida State (5)	.....	L, 70-72

\*denotes Conference USA game

(1) Preseason Women's NIT

(2) Alario Center, Westwego, La.

(3) Tulane/Douletree Classic, Fogelman Arena

(4) Conference USA Tournament, Milwaukee, Wis.

(5) NCAA Midwest Region First Round, Ames, Iowa

## 2001-02

**Overall: 24-11 • C-USA: 8-6**

**Head Coach: Lisa Stockton**

### NCAA Second Round

N16	High Point	.....	W, 86-62
N23	vs UPR-Mayaguez (1)	.....	W, 109-39
N24	vs Hampton (1)	.....	W, 82-75
N25	vs Nebraska (1)	.....	W, 84-78
N29	Purdue (2)	.....	L, 52-64
D1	McNeese State (3)	.....	W, 90-34
D2	Florida (3)	.....	W, 57-51
D5	at Missouri State	.....	W, 49-46
D8	Penn	.....	W, 82-64
D11	Nicholls State	.....	W, 71-48
D21	at Drake	.....	L, 58-67
D28	Buffalo (4)	.....	W, 76-29
D29	Virginia (4)	.....	W, 74-63
J2	at Boston University	.....	W, 78-63
J5	Southern Miss*	.....	W, 69-68
J7	at New Orleans	.....	L, 69-76
J11	at Memphis*	.....	W, 77-59
J13	at Saint Louis*	.....	L, 56-57
J18	UAB*	.....	W, 60-58
J20	South Florida*	.....	L, 64-69
J25	at DePaul*	.....	L, 69-77
J27	at Marquette*	.....	L, 44-65
F1	Cincinnati*	.....	L, 50-76
F3	Louisville*	.....	W, 70-54
F8	at Houston*	.....	L, 74-85
F10	at TCU*	.....	W, 63-59 (ot)
F16	at Southern Miss*	.....	W, 70-55
F22	Charlotte*	.....	W, 65-57
F24	East Carolina*	.....	W, 68-51
M1	vs UAB (5)	.....	W, 63-52
M2	at DePaul (5)	.....	W, 88-83
M3	vs TCU (5)	.....	W, 80-76 (ot)
M4	vs Cincinnati (5) [ESPN2]	.....	L, 56-68
M16	vs Colorado State (6)	.....	W, 73-69
M20	at Stanford (6) [ESPN]	.....	L, 55-77

\*denotes Conference USA game

(1) San Juan Shootout, San Juan, Puerto Rico

(2) New Orleans Arena



# Year-By-Year Results

J24	at Southern Miss*	W, 67-54
J31	at Louisville*	L, 70-77
F2	at Cincinnati*	W, 62-53
F7	Marquette*	L, 47-59
F9	DePaul*	L, 50-69
F14	at South Florida*	W, 87-55
F16	at UAB*	W, 78-51
F21	Houston*	W, 65-62
F23	TCU*	W, 74-65
F28	at East Carolina*	W, 85-64
M2	at Charlotte*	L, 80-86
M7	vs TCU (3)	L, 65-78
M22	vs Minnesota (4)	L, 48-68

\*denotes Conference USA game

(1) New Orleans Arena

(2) Tulane/Doubletree Classic, Fogelman Arena

(3) Conference USA Tournament, Memphis, Tenn.

(4) NCAA West Region First Round, Palo Alto, Calif.

## 2003-04

Overall: 10-18 • C-USA: 3-11

Head Coach: Lisa Stockton

N21	at Louisiana-Monroe	L, 67-70
N25	Oregon State	W, 73-58
N29	George Mason	L, 60-61
D2	at Louisiana Tech	L, 37-96
D6	vs Wichita State (1)	W, 62-59
D7	at Cal (1)	L, 61-66
D18	James Madison	W, 66-64
D20	Nicholls State	W, 77-55
D27	Marist (2)	L, 46-60
D28	Yale (2)	W, 74-62
D30	LSU (3)	L, 42-65
J5	at Texas A&M Corpus Christi	W, 57-53
J8	Arkansas State	W, 59-56
J10	at Southern Miss*	L, 51-68
J16	East Carolina*	L, 58-65
J18	Charlotte*	L, 61-72
J23	at Marquette*	L, 55-69
J25	at DePaul*	L, 60-99
J31	Memphis*	L, 64-76
F2	Saint Louis*	W, 78-64
F6	at TCU*	L, 44-76
F8	at Houston*	L, 78-83 (3ot)
F13	Louisville*	L, 47-48
F15	Cincinnati*	W, 61-50
F20	at UAB*	L, 74-80
F22	at South Florida*	L, 60-77
F27	Southern Miss*	W, 65-51
M4	vs Marquette (3)	L, 44-61

\*denotes Conference USA game

(1) Oakland Tribune Classic, Berkley, Calif.

(2) Tulane/Doubletree Classic, Fogelman Arena

(3) Conference USA Tournament, Fort Worth, Texas

## 2004-05

Overall: 11-16 • C-USA: 3-11

Head Coach: Lisa Stockton

N19	at Howard	L, 59-67
N21	at George Mason	W, 62-56
N23	Jacksonville State	W, 54-51
N26	vs Texas A&M (1)	L, 64-79
N27	at Texas State (1)	W, 74-71
D1	Louisiana-Monroe	W, 66-57
D5	Auburn	L, 37-54
D7	Texas A&M Corpus Christi	L, 57-75
D19	Nicholls State	W, 73-68
D21	Portland	W, 68-57
D28	Stephen F. Austin (2)	W, 79-72
D29	Pepperdine (2)	W, 62-40
J2	at LSU	L, 45-79
J7	Houston*	L, 54-55
J9	TCU*	L, 66-78
J14	at Memphis*	L, 53-56
J16	at Saint Louis*	L, 71-80
J21	DePaul*	L, 50-80
J23	Marquette*	W, 74-54
J28	at Charlotte*	L, 38-62
J30	at East Carolina*	W, 64-62
F5	at Southern Miss*	L, 73-80
F11	South Florida*	L, 61-65
F13	UAB*	L, 41-55
F18	at Cincinnati*	L, 41-55
F20	at Louisville*	L, 51-70
F26	Southern Miss*	W, 79-49

\*denotes Conference USA games

(1) CenturyTel Bobcat Classic, San Marcos, Texas

(2) Tulane/DoubleTree Classic, Fogelman Arena

## 2005-06

Overall: 15-12 • C-USA: 8-8

Head Coach: Lisa Stockton

N18	Howard (1)	W, 84-79
N25	at UTEP*	W, 68-63
D3	vs Chicago State (2)	L, 64-65
D4	Lehigh (2)	W, 65-63

D18	Central Conn. State	W, 72-60
D20	at LSU	L, 60-89
D28	Samford (3)	L, 55-64
D29	Toledo (3)	W, 77-67 (ot)
J2	Miami (Ohio)	W, 88-72
J6	SMU*	L, 66-78
J8	Tulsa*	L, 63-70
J13	at UCF*	L, 52-60
J15	at Southern Miss*	L, 60-75
J21	at Southeastern Louisiana	W, 69-62
J22	Memphis*	W, 74-58
J27	at Houston*	W, 61-54
J29	at Rice*	L, 69-82
F4	UTEP*	L, 58-59
F6	at UAB*	W, 86-84
F10	Houston*	W, 65-54
F12	Rice*	L, 56-68
F17	Marshall*	W, 58-40
F19	East Carolina*	W, 81-78
F24	at Tulsa*	L, 63-74
F26	at SMU*	W, 71-58
M2	vs UCF (4)	W, 69-52
M3	vs SMU (4)	L, 84-86

\*denotes Conference USA games

(1) Lubbock Christian University, Lubbock, Texas

(2) Fiesta Bowl Classic, Tucson, Ariz.

(3) Tulane/DoubleTree Classic, Fogelman Arena

(4) Conference USA Tournament, Dallas, Texas

## 2006-07

Overall: 26-7 • C-USA: 13-3

Head Coach: Lisa Stockton

Conference USA Champions

WNIT Second Round

N10	Stephen F. Austin	W, 75-52
N17	Rhode Island	W, 76-70
N19	LSU	L, 39-59
N21	Loyola	W, 94-50
N24	vs Villanova (1)	W, 72-60
N25	at Florida International (1)	W, 69-64
N29	at Texas Tech	L, 50-77
D3	at Miami (Ohio)	W, 82-67
D9	Alabama	W, 83-68
D20	Lamar	W, 83-70
D22	at Winthrop	W, 58-53
D29	Fordham (2)	W, 78-44
D30	Texas-Arlington (2)	W, 68-65
J2	at UTEP*	L, 76-80
J5	Houston*	W, 83-61
J7	Rice*	L, 52-61
J12	at Tulsa*	W, 75-62
J14	at SMU*	W, 63-58
J20	UTEP*	W, 81-56
J26	Southern Miss*	W, 66-50
J28	UCF*	W, 85-47
F1	at Houston*	W, 71-56
F3	at Rice*	W, 71-68
F7	at Memphis*	W, 77-61
F10	UAB*	W, 66-48
F15	at Marshall*	W, 67-64
F17	at East Carolina*	L, 68-76
F22	SMU*	W, 78-72
F24	Tulsa*	W, 78-70
M2	vs Houston (3)	W, 62-55
M3	vs Rice (3)	L, 52-64
M14	Jackson State (4)	W, 76-43
M18	at Mississippi State (5)	L, 73-79

\*denotes Conference USA games

(1) FIU Thanksgiving Classic, Miami, Fla.

(2) Tulane/DoubleTree Classic, Fogelman Arena

(3) Conference USA Tournament, Tulsa, Okla.

(4) WNIT First Round, Fogelman Arena

(5) WNIT Second Round, Starkville, Miss.

## 2007-08

Overall: 16-14 • C-USA: 6-10

Head Coach: Lisa Stockton

N10	at Alabama	W, 64-56
N13	Georgia Tech	L, 61-66
N16	at Stephen F. Austin	W, 56-45
N18	Winthrop	W, 63-52
N21	vs Kansas State (1)	W, 60-57
N22	vs Northern Illinois (1)	W, 70-57
N27	at Louisiana-Lafayette	W, 89-61
D2	No. 7 LSU	L, 36-52
D5	at Rhode Island	W, 74-65
D20	Robert Morris (2)	L, 71-82
D21	Texas-San Antonio	W, 76-42
D29	Louisiana-Monroe	W, 77-72
J2	Nicholls State (3)	W, 69-47
J4	at Rice* (4)	W, 61-38
J6	at Houston*	L, 64-74
J12	UTEP*	L, 66-81
J18	Memphis*	L, 66-74
J20	UAB*	L, 56-67
J26	at UTEP*	L, 44-60
J31	at Tulsa*	L, 56-64
F2	at SMU*	L, 69-81



The 2006-07 Green Wave squad was the first to win the Conference USA regular-season title outright and advanced to the WNIT for the second time in school history and finishing the year with a 26-7 record.

F7	at East Carolina*	W, 70-65
F10	Marshall*	W, 61-56
F14	Rice*	L, 73-78
F16	Houston*	W, 73-69
F22	at UCF*	L, 71-77
F24	at Southern Miss*	L, 67-72
F28	Tulsa*	W, 80-60
M1	SMU*	W, 71-68
M3	vs Marshall (5)	L, 58-65

\*denotes Conference USA games

(1) Cancun Caribbean Challenge, Cancun, Mexico

(2) Tulane/DoubleTree Classic

(3) New Orleans Arena

(4) Houston Baptist, Houston, Texas

(5) Conference USA Tournament, Orlando, Fla.

## 2008-09

Overall: 18-14 • C-USA: 9-7

Head Coach: Lisa Stockton

N14	Illinois State (1)	W, 75-62
N16	at Arizona State (2)	L, 53-86
N20	at VCU (3)	L, 49-65
N24	at LSU	L, 47-63
N26	Louisiana-Lafayette	W, 80-65
N29	at Louisiana-Monroe	W, 62-60
D5	vs Jackson State (4)	W, 74-48
D6	Indiana State (5)	W, 66-55
D17	at Nicholls State	W, 108-66
D20	Alabama State (6)	W, 80-48
D21	Providence (6)	W, 68-46
D28	Temple	L, 71-75 (ot)
D30	South Florida	L, 66-80
J2	at UTEP*	W, 57-48
J4	at Georgia Tech	L, 52-69
J9	Houston*	L, 56-58
J11	Rice*	W, 91-63
J18	UTEP*	L, 60-73
J22	SMU*	L, 56-59
J24	Tulsa*	W, 78-41
J29	at UAB*	L, 49-51
J31	at Memphis*	W, 59-44
F5	at Marshall*	W, 58-45
F9	East Carolina*	W, 72-69
F12	at Houston*	L, 53-60
F14	at Rice*	L, 54-62
F19	Southern Miss*	W, 77-60
F21	UCF*	W, 73-64
F26	at SMU*	L, 49-61
F28	at Tulsa*	W, 64-56
M5	Tulsa (7)	W, 49-44
M6	Southern Miss (7)	L, 55-72

\*denotes Conference USA games

(1) Preseason WNIT First Round, Fogelman Arena

(2) Preseason WNIT Second Round, Tempe, Ariz.

(3) Preseason WNIT Consolation Round, Richmond, Va.

(4) Big Easy Classic, Lakefront Arena

(5) Big Easy Classic, Fogelman Arena

(6) Tulane/DoubleTree Classic, Fogelman Arena

(7) Conference USA Tournament, Fogelman Arena

## 2009-10

Overall: 26-7 • C-USA: 12-4

Head Coach: Lisa Stockton

Conference USA Champions

C-USA Tournament Champions

NCAA First Round

N13	Louisiana-Monroe	W, 86-52
N20	vs Liberty (1)	L, 52-63
N21	vs Loyola-Md. (1)	W, 58-43
N25	No. 7 LSU	L, 65-73 (ot)
D1	at South Alabama	W, 73-71
D4	Prairie View A&M (2)	W, 67-63
D5	vs Longwood (3)	W, 73-58
D17	at South Florida	W, 76-72
D20	Stephen F. Austin	W, 84-51
D22	McNeese State	W, 75-45
D28	Long Island (4)	W, 82-59
D29	Texas Tech (4)	W, 67-49
J4	at Southeastern Louisiana	W, 81-45
J8	Houston*	L, 68-70
J10	Rice*	W, 82-60
J15	at Tulsa*	W, 58-55
J17	at SMU*	L, 59-70
J23	Southern Miss*	W, 80-63
J28	UTEP*	W, 57-47
J31	at UCF*	W, 72-70
F5	Tulsa*	L, 67-80
F7	SMU*	W, 78-59
F11	at Marshall*	W, 64-54
F13	at East Carolina*	W, 56-51
F18	Memphis*	W, 86-61
F20	UAB*	W, 64-56
F25	at Rice*	W, 81-69 (ot)
F27	at Houston*	L, 62-74
M3	at UTEP*	W, 66-64
M9	vs UCF (5)	W, 63-62
M10	vs East Carolina (5)	W, 73-64
M12	vs UAB (5)	W, 62-54
M20	vs Georgia (6)	L, 59-64

\*denotes Conference USA games

(1) Navy Classic, Annapolis, Md.

(2) Big Easy Classic, Fogelman Arena

(3) Big Easy Classic, Lakefront Arena

(4) Tulane/DoubleTree Classic

(5) Conference USA Tournament, Tulsa, Okla.

(6) NCAA Sacramento Regional 1st & 2nd Round, Tempe, Ariz.

## 2010-11

Overall: 23-11 • C-USA: 9-7

Head Coach: Lisa Stockton

WNIT Second Round

N13	South Alabama	W, 72-63
N16	Mississippi State	W, 62-42
N20	at Stephen F. Austin	W, 83-65
N23	at LSU	W, 54-52
N27	vs Portland State (1)	L, 76-83
N28	vs Cal State Fullerton (1)	W, 80-62
D3	Saint Joseph's (2)	W, 67-58
D5	Detroit (2)	W, 63-55
D17	Louisiana Tech	L, 72-78



# Year-By-Year Results



Tulane's 2009-10 team went 26-7, won both the Conference USA regular-season and tournament titles, and earned a spot in the NCAA Tournament.



D20	at Louisiana-Monroe.....	W, 78-67
D29	Nicholls State (3).....	W, 84-65
D30	Old Dominion (3).....	W, 62-59
J3	Southeastern Louisiana.....	W, 85-57
J6	SMU*.....	W, 62-58
J9	at UAB*.....	W, 81-53
J13	East Carolina*.....	W, 71-61
J16	at Marshall*.....	W, 68-38
J20	Southern Miss*.....	L, 81-86 (ot)
J23	at Tulsa*.....	W, 80-66
J27	Rice*.....	L, 70-74 (ot)
J30	UTEP*.....	W, 69-63
F3	at SMU*.....	L, 73-77
F6	Houston*.....	L, 85-70
F13	at UTEP*.....	L, 61-65
F17	at UCF*.....	L, 69-73 (ot)
F20	Memphis*.....	W, 75-63
F24	at Rice*.....	W, 82-77
F27	Tulsa*.....	W, 73-62
M5	at Houston*.....	L, 84-90 (ot)
M10	vs East Carolina (4).....	W, 83-72
M11	vs Houston (4).....	W, 70-60
M12	vs UCF (4).....	L, 73-85
M17	Southern (5).....	W, 61-31
M21	at Oral Roberts (5).....	L, 86-92

\* denotes Conference USA games  
 (1) Colliers International Classic; Berkeley, Calif  
 (2) Big Easy Classic; Fogelman Arena  
 (3) Tulane/DoubleTree Classic; Fogelman Arena  
 (4) Conference USA Tournament, El Paso, Texas  
 (5) WNIT

D21	at Louisiana-Lafayette.....	W, 75-40
D28	College of Charleston (2).....	W, 57-42
D29	Hampton (2).....	W, 66-53
J5	at Memphis*.....	L, 59-61
J8	UCF*.....	W, 64-52
J12	at Rice*.....	L, 49-67
J15	UTEP*.....	L, 64-65 (ot)
J19	UAB*.....	W, 52-41
J22	at Tulsa*.....	W, 66-51
J29	Marshall*.....	W, 68-52
F2	at East Carolina*.....	W, 63-49
F5	SMU*.....	W, 75-63
F9	at Houston*.....	W, 71-51
F12	at UTEP*.....	L, 65-80
F16	Rice*.....	W, 50-47 (ot)
F19	at Southern Miss*.....	L, 51-56
F23	Tulsa*.....	L, 59-72
F26	at SMU*.....	L, 49-54
M1	Houston*.....	W, 71-43
M8	vs East Carolina (3).....	W, 67-51
M9	at Memphis (3).....	W, 63-44
M10	vs UTEP (3).....	L, 65-69
M15	Mississippi Valley State (4).....	W, 68-61
M18	at Texas Tech (4).....	L, 55-69

\* denotes Conference USA games  
 (1) Cancun Challenge; Cancun, Mexico  
 (2) Tulane/DoubleTree Classic; Fogelman Arena  
 (3) Conference USA Championship; Memphis, Tenn.  
 (4) WNIT

## 2012-13

Overall: 24-9 • C-USA: 11-5

Head Coach: Lisa Stockton

WNIT Third Round

N9	Louisiana Tech.....	W, 66-59
N12	at ULM.....	W, 70-60
N16	at Southern.....	W, 65-45
N23	vs Bradley (1).....	W, 74-69
N24	vs Western Michigan (1).....	W, 66-48
N28	Auburn.....	L, 65-70
D2	UNC-Wilmington.....	W, 73-58
D9	at LSU.....	W, 66-64 (ot)
D19	Louisiana-Lafayette.....	L, 64-65 (ot)
D22	North Texas.....	W, 73-62
D29	Eastern Michigan (2).....	W, 71-65
D30	McNeese State (2).....	W, 69-63

J7	Loyola-New Orleans.....	W, 81-41
J10	SMU*.....	L, 56-62
J13	at Marshall*.....	W, 67-57
J17	at Rice*.....	W, 69-65
J20	Memphis*.....	W, 72-62
J27	East Carolina*.....	L, 52-55
J31	at UCF*.....	W, 57-55
F2	at Houston*.....	W, 74-56
F7	UTEP*.....	W, 56-49
F10	at Tulsa*.....	L, 65-67
F14	Rice*.....	W, 61-45
F17	Houston*.....	L, 70-71 (2ot)
F21	at UAB*.....	W, 57-52
F24	Tulsa.....	W, 74-59
F28	at SMU*.....	W, 73-68
M3	Southern Miss*.....	W, 80-69
M8	at UTEP*.....	L, 52-71
M14	at Tulsa (3).....	L, 67-75
M21	Sam Houston State (4).....	W, 65-57
M24	at Arkansas (4).....	W, 60-48
M27	at Auburn (4).....	L, 52-72

\* denotes Conference USA games

(1) Hilton Garden Inn Thinsgiving Tournament; Flagstaff, Ariz.  
 (2) Tulane/DoubleTree Classic; Fogelman Arena  
 (3) Conference USA Championship; Tulsa, Okla.  
 (4) WNIT

## 2013-14

Overall: 20-11 • C-USA: 11-5

Head Coach: Lisa Stockton

WNIT First Round

N8	New Orleans.....	W, 81-46
N11	McNeese State.....	W, 74-49
N19	Southeastern.....	W, 80-52
N22	at UNC-Wilmington.....	W, 55-50
N24	at NC State.....	L, 55-69
N30	Ole Miss.....	L, 66-89
D3	at Auburn.....	L, 52-62
D8	Loyola (New Orleans).....	W, 82-66
D20	vs Virginia (1).....	W, 79-72 (OT)
D21	vs Saint Francis (1).....	W, 89-67
D28	Northeastern (2).....	W, 85-49
D29	Indiana State (2).....	W, 51-45
J5	LSU.....	L, 35-63
J9	at Marshall*.....	W, 77-61
J11	at Old Dominion*.....	W, 92-62
J15	East Carolina*.....	L, 65-69
J18	Southern Miss*.....	W, 73-71 (OT)
J22	at Charlotte*.....	W, 78-76 (OT)
J25	Louisiana Tech*.....	W, 75-61
J29	at Rice*.....	W, 62-55
F1	UTEP*.....	L, 72-86
F5	North Texas*.....	W, 56-55
F8	at UTSA*.....	W, 68-54
F12	at FAU*.....	W, 74-62
F15	FIU*.....	W, 66-55
F22	at UAB*.....	L, 79-81
F26	Tulsa*.....	W, 65-61
M1	at Southern Miss*.....	L, 67-79
M5	Middle Tennessee*.....	L, 52-64
M13	vs FIU (3).....	L, 55-69
M20	at Mississippi State (4).....	L, 68-77

\* denotes Conference USA games

(1) FGCU Hilton Garden Inn/Homewood Suites Classic  
 (2) Tulane/DoubleTree Classic  
 (3) Conference USA Tournament, El Paso, Texas  
 (4) WNIT - First Round in Starkville, Miss.

# Series Results

## ALABAMA • 3-7

12/10/1982	.....1	.....L	58-66
01/4/1989	.....A	.....L	64-80
01/22/1989	.....H	.....L	67-69
01/03/1990	.....H	.....L	63-71
11/22/1991	.....H	.....L	58-61
01/26/1993	.....A	.....L	74-90
12/02/1999	.....H	.....W	81-69
11/22/2000	.....A	.....L	63-64
12/09/2006	.....H	.....W	83-68
11/10/2007	.....A	.....W	64-56

(1) Ruston, La.

## ALABAMA-BIRMINGHAM (UAB) • 23-10

01/29/1980	.....H	.....L	69-72
11/30/1984	.....A	.....L	82-85
01/18/1988	.....H	.....W	87-61
12/09/1988	.....A	.....W	59-43
01/14/1996	.....A	.....L	54-56
02/16/1996	.....H	.....L	61-69 (ot)
03/01/1996	.....A/1	.....W	72-53
01/19/1997	.....H	.....W	77-54
02/21/1997	.....A	.....W	67-49
01/09/1998	.....A	.....W	63-44
02/08/1998	.....H	.....W	69-38
01/10/1999	.....H	.....W	80-74
02/04/1999	.....A	.....L	68-70
01/07/2000	.....H	.....W	74-73
02/17/2000	.....A	.....W	73-69
03/06/2000	.....2	.....W	73-70
01/21/2001	.....A	.....W	74-67
02/18/2001	.....H	.....W	71-62 (ot)
01/18/2002	.....H	.....W	60-58
03/01/2002	.....3	.....W	63-52
02/16/2003	.....A	.....W	78-51
02/20/2004	.....A	.....L	74-80
02/13/2005	.....H	.....L	41-55
02/06/2006	.....A	.....W	86-84
02/10/2007	.....H	.....W	66-48
01/20/2008	.....H	.....L	56-67
01/29/2009	.....A	.....L	49-51
02/20/2010	.....H	.....W	64-56
03/12/2010	.....4	.....W	62-54
01/09/2011	.....A	.....W	81-53
01/19/2012	.....H	.....W	52-41
02/21/2013	.....A	.....W	57-52
02/22/2014	.....A	.....L	79-81

(1) Conference USA Tournament, Birmingham, Ala.

(2) Conference USA Tournament, Louisville, Ky.

(3) Conference USA Tournament, Chicago, Ill.

(4) Conference USA Tournament, Tulsa, Okla.

## ALABAMA STATE • 2-0

12/05/2002	.....H	.....W	70-57
12/20/2008	.....H/1	.....W	80-48

(1) Tulane/DoubleTree Classic, Fogelman Arena

## ALCORN STATE • 2-0

01/14/1987	.....H	.....W	81-60
02/25/1987	.....A	.....W	78-74

## ARIZONA STATE • 0-2

12/07/1986	.....H	.....L	68-83
11/16/2008	.....A/1	.....L	53-86

(1) Preseason WNIT Second Round, Tempe, Ariz.

## ARKANSAS • 1-3

01/11/1980	.....H	.....L	65-66
01/19/1994	.....A	.....L	59-71
12/28/1994	.....H/1	.....L	79-83
03/24/2013	.....A/2	.....W	60-48

(1) Pontchartrain Center

(2) WNIT 2nd Round

## ARKANSAS-LITTLE ROCK • 1-0

01/30/1988	.....H	.....W	73-55
------------	--------	--------	-------

## ARKANSAS-PINE BLUFF • 1-0

11/28/1987	.....1	.....W	78-54
------------	--------	--------	-------

(1) Baton Rouge, La.

## ARKANSAS STATE • 2-1

03/25/1994	.....1	.....L	66-72
12/22/2002	.....A	.....W	69-64
01/08/2004	.....H	.....W	59-56

(1) NWIT, Amarillo, Texas

## APPALACHIAN STATE • 1-0

12/27/1997	.....H/1	.....W	81-41
------------	----------	--------	-------

(1) Tulane/Doubletree Invitational, Fogelman Arena

## AUBURN • 1-5

12/13/1998	.....H	.....W	64-53
01/05/2003	.....A	.....L	64-75 (ot)
12/05/2004	.....H	.....L	37-54
11/28/2012	.....H	.....L	65-70
03/27/2013	.....A/1	.....L	52-72
12/03/2013	.....A	.....L	52-62

(2) WNIT 3rd Round

## BALL STATE • 1-0

12/03/1990	.....H	.....W	68-63
------------	--------	--------	-------

## BELHAVEN COLLEGE • 2-2

02/11/1977	.....H	.....L	61-72
02/4/1978	.....H	.....L	48-56

02/17/1979	.....H	.....W	75-63
02/13/1981	.....H	.....W	89-76

## BOISE STATE • 1-0

12/05/1992	.....1	.....W	79-76
------------	--------	--------	-------

(1) Disneyland Freedom Bowl Classic, Irvine, Calif.

## BOSTON COLLEGE • 1-0

12/29/2002	.....H/1	.....W	69-50
------------	----------	--------	-------

(1) Tulane/Doubletree Classic, Fogelman Arena

## BOSTON UNIVERSITY • 2-0

12/21/2000	.....H	.....W	110-66
01/02/2002	.....A	.....W	78-63

## BRADLEY • (1-0)

11/23/2012	.....1	.....W	74-69
------------	--------	--------	-------

(1) Hilton Garden Inn Thanksgiving Tournament, Flagstaff, Ariz.

## BRIGHAM YOUNG (BYU) • 1-0

12/10/1981	.....H	.....W	69-61
------------	--------	--------	-------

## BUFFALO • 1-0

12/28/2001	.....H/1	.....W	76-29
------------	----------	--------	-------

(1) Tulane/Doubletree Classic, Fogelman Arena

## CALIFORNIA • 0-1

12/07/2003	.....A/1	.....L	61-66
------------	----------	--------	-------

(1) Oakland Tribune Classic, Berkeley, Calif.

## CALIFORNIA-IRVINE • 1-0

12/04/1992	.....1	.....W	64-48
------------	--------	--------	-------

(1) Disneyland Freedom Bowl Classic, Irvine, Calif.

## CALIFORNIA-SANTA BARBARA • 1-0

03/15/1997	.....1	.....W	72-69
------------	--------	--------	-------

(1) NCAA East Region 1st & 2d Rounds, Wash., D.C.

## CALIFORNIA STATE FULLERTON • 1-0

11/29/2010	.....1	.....W	80-62
------------	--------	--------	-------

(1) Colliers International Classic, Berkeley, Calif.

## CENTRAL CONNECTICUT STATE • 1-0

12/18/2005	.....H	.....W	72-60
------------	--------	--------	-------

## CENTRAL FLORIDA (UCF) • 8-6

01/21/1985	.....H	.....L	70-75 (ot)
02/08/1985	.....A	.....L	61-63
01/18/1987	.....H	.....W	117-91
01/13/2006	.....A	.....L	52-60
03/02/2006	.....1	.....W	69-52
01/28/2007	.....H	.....W	85-47
02/22/2008	.....A	.....L	71-77
02/21/2009	.....H	.....W	73-64
01/31/2010	.....A	.....W	72-70
03/09/2010	.....2	.....W	63-62
02/17/2011	.....A	.....L	69-73 (ot)
03/12/2011	.....3	.....L	73-85
01/08/2012	.....H	.....W	64-52
01/31/2013	.....A	.....W	57-55

(1) Conference USA Tournament, Dallas, Texas

(2) Conference USA Tournament, Tulsa, Okla.

(3) Conference USA Tournament, El Paso, Texas

## CHARLOTTE • 15-8

01/27/1992	.....A	.....L	41-63
02/17/1992	.....H	.....L	50-75
01/18/1993	.....A	.....L	48-77
02/13/1993	.....H	.....W	62-58
03/10/1993	.....1	.....L	44-69
01/17/1994	.....H	.....W	75-61
02/28/1994	.....A	.....L	62-67
02/10/1995	.....H	.....W	71-57
02/24/1995	.....A	.....W	85-83 (ot)
01/05/1996	.....H	.....W	75-70
02/25/1996	.....A	.....W	64-53
01/10/1997	.....A	.....W	77-69
01/25/1998	.....H	.....W	93-55
01/22/1999	.....A	.....W	70-52
02/27/1999	.....H/2	.....W	69-60
01/30/2000	.....A	.....W	78-68
03/05/2000	.....3	.....W	79-75
01/07/2001	.....H	.....W	78-64
02/22/2002	.....H	.....W	65-57
03/02/2003	.....A	.....L	80-86
01/18/2004	.....H	.....L	61-72
01/28/2005	.....A	.....L	38-62
01/22/2014	.....A	.....W	78-76 (OT)

(1) Metro Conference Tournament, Louisville, Ky.

(2) C-USA Tournament, Fogelman Arena

(3) Conference USA Tournament, Louisville, Ky.

## CHICAGO STATE • 0-1

12/03/2005	.....1	.....L	64-65
------------	--------	--------	-------

(1) Fiesta Bowl Classic, Tucson, Ariz.

## CINCINNATI • 11-15

12/17/1979	.....1	.....W	65-56
02/07/1981	.....H/2	.....L	73-90
01/30/1982	.....A	.....L	59-81
03/06/1983	.....1	.....L	58-82
01/09/1984	.....A	.....L	58-85
01/05/1985	.....H	.....L	67-80 (ot)
01/04/1986	.....A	.....L	68-87
01/30/1990	.....H	.....L	52-56
02/17/1990	.....A	.....L	53-61

01/07/1991	.....A	.....L	64-72
02/04/1991	.....H	.....W	79-59
01/21/1996	.....H	.....W	73-64
01/26/1997	.....A	.....W	79-67
02/02/1998	.....A	.....W	82-78 (ot)
02/28/1998	.....3	.....L	62-77
01/31/1999	.....H	.....L	51-70
03/01/1999	.....H/4	.....W	58-44
01/14/2000	.....A	.....L	59-70
03/04/2000	.....3	.....W	91-78
01/28/2001	.....H	.....W	83-74
03/05/2001	.....5	.....W	63-50
02/01/2002	.....H	.....L	50-76
03/04/2002	.....6	.....L	56-68
02/02/2003	.....A	.....W	62-53
02/15/2004	.....H	.....W	61-50
02/18/2005	.....A	.....L	41-55

(1) Metro Conference Tour, Louisville, Ky.

(2) Metro Conference Tournament, at Tulane

(3) Conference USA Tournament, Louisville, Ky.

(4) C-USA Tournament, Fogelman Arena

(5) Conference USA Tournament, Milwaukee, Wis.

(6) Conference USA Tournament, Chicago, Ill.

## COLBY COLLEGE • 1-0

01/01/1984	.....1	.....W	66-63
------------	--------	--------	-------

(1) Rollins College, Winter Park, Fla.

## COLLEGE OF CHARLESTON • 1-0

12/28/2011	.....H/1	.....W	57-42
------------	----------	--------	-------

(1) Tulane/DoubleTree Classic, Fogelman Arena

## COLORADO • 1-1

03/15/1996	.....A/2	.....L	75-83
12/06/1997	.....3	.....W	63-62

(2) NCAA West Region First Round, Boulder, Colo.

(3) Women's Classic, Fairfield, Conn.

## COLORADO STATE • 2-1

11/26/1994	.....A/1	.....L	56-76
12/29/1996	.....H/2	.....W	105-72
03/16/2002	.....3	.....W	73-69

(1) Coors-Rocky Mountain Invite, Colorado Springs, Colo.

(2) Tulane/Doubletree Classic, Fogelman Arena

(3) NCAA West Region 1st & 2nd Rounds, Palo Alto, Calif.

## COLUMBIA • 1-0

01/04/1992	.....H	.....W	57-46
------------	--------	--------	-------

## CORNELL • 1-0

12/30/1990	.....H	.....W	78-57
------------	--------	--------	-------

## CREIGHTON • 0-1

01/17/1987	.....H	.....L	73-87
------------	--------	--------	-------

## DePAUL • 5-7

02/11/1996	.....A	.....L	73-81
03/02/1996	.....1	.....L	73-85
02/16/1997	.....H	.....W	67-59
01/17/1998	.....H	.....W	91-81
01/18/1999	.....A	.....W	81-72
02/03/2000	.....H	.....W	86-76
02/04/2001	.....A	.....L	62-72
01/25/2002	.....A	.....L	69-77
03/02/2002	.....A/2	.....W	88-83
02/09/2003	.....H	.....L	50-69
01/25/2004	.....A	.....L	60-99
01/21/2005	.....H	.....L	50-80

(1) Conference USA Tournament, Birmingham, Ala.

(2) Conference USA Tournament, Chicago, Ill.

## DETROIT - 1-1

12/30/1991	.....H	.....L	61-68
12/05/2010	.....H/1	.....W	63-55

(1) Big Easy Classic, Fogelman Arena

## DILLARD • 5-4

01/30/1976	H	W	57-45
02/12/1976	A	W	48-44
02/8/1977	A	L	45-60
02/14/1977	H	L	47-55
12/07/1977	A	L	
02/20/1978	H	L	46-55
12/13/1985	1	W	81-67
12/02/1986	H	W	100-85
12/07/1987	A	W	91-72



# Series Results

## GEORGIA TECH • 0-4

02/11/1978.....	A.....	L, 58-63
01/10/1981.....	A.....	L, 58-72
11/13/2007.....	H.....	L, 61-66
01/04/2009.....	A.....	L, 52-69

## GRAMBLING STATE • 1-2

11/24/1981.....	H.....	L, 66-80
01/28/1983.....	A.....	L, 62-76
11/10/2000.....	H/1.....	W, 92-64

(1) Preseason Women's NIT

## HAMPTON • 2-0

11/24/2001.....	1.....	W, 82-75
12/29/2011.....	H/2.....	W, 66-53

(1) San Juan Shootout, San Juan, Puerto Rico

(2) Tulane/DoubleTree Classic, Fogelman Arena

## HARTFORD • 1-0

12/28/2000.....	H/1.....	W, 75-45
-----------------	----------	----------

(1) Tulane/Doubletree Classic, Fogelman Arena

## HARVARD • 2-0

11/25/1988.....	1.....	W, 72-56
12/05/1993.....	A/2.....	W, 93-71

(1) Houston, Texas

(2) Harvard Tournament, Boston, Mass.

## HIGH POINT • 1-0

11/16/2001.....	H.....	W, 86-62
-----------------	--------	----------

## HOFSTRA • 1-0

12/04/1993.....	1.....	W, 90-54
-----------------	--------	----------

(1) Harvard Tournament, Boston, Mass.

## HOLY CROSS • 2-0

12/20/1995.....	1.....	W, 66-54
12/28/1997.....	H/2.....	W, 78-67

(1) Northern Lights Invitational, Anchorage, Alaska

(2) Tulane/Doubletree Invitational, Fogelman Arena

## HOUSTON • 21-13

03/07/1979.....	1.....	L, 57-65
12/23/1979.....	H.....	W, 60-58
02/05/1997.....	A.....	W, 95-49
01/02/1998.....	H.....	W, 86-65
02/14/1998.....	A.....	W, 73-45
01/03/1999.....	A.....	W, 82-62
02/12/1999.....	H.....	W, 85-62
01/21/2000.....	A.....	W, 92-74
02/10/2000.....	H.....	W, 83-53
01/14/2001.....	H.....	L, 80-90 (ot)
02/11/2001.....	A.....	W, 75-59
03/04/2001.....	2.....	W, 78-74
02/08/2002.....	A.....	L, 74-85
02/21/2003.....	H.....	W, 65-62
02/08/2004.....	A.....	L, 78-83 (3ot)
01/07/2005.....	H.....	L, 54-55
01/27/2006.....	A.....	W, 61-54
02/10/2006.....	H.....	W, 65-54
01/05/2007.....	H.....	W, 83-61
02/01/2007.....	A.....	W, 71-56
03/02/2007.....	3.....	W, 62-55
01/06/2008.....	A.....	L, 64-74
02/16/2008.....	H.....	W, 73-69
01/09/2009.....	H.....	L, 56-58
02/12/2009.....	A.....	L, 53-60
01/08/2010.....	H.....	L, 68-70
02/27/2010.....	A.....	L, 62-74
02/06/2011.....	H.....	L, 70-85
03/05/2011.....	A.....	L, 84-90 (ot)
03/11/2011.....	4.....	W, 70-60
02/09/2012.....	A.....	W, 71-51
03/01/2012.....	H.....	W, 71-43
02/02/2013.....	A.....	W, 74-56
02/17/2013.....	H.....	L, 70-71 (2ot)

(1) SWAIAW Regional Tournament

(2) Conference USA Tournament, Milwaukee, Wis.

(3) Conference USA Tournament, Tulsa, Okla.

(4) Conference USA Tournament, El Paso, Texas

## HOWARD • 1-1

11/19/2004.....	A.....	L, 59-67
11/18/2005.....	H/1.....	W, 84-79

(1) Lubbock Christian University, Lubbock, Texas

## IDAHO STATE • 1-0

11/25/11.....	1.....	W, 45-37
---------------	--------	----------

(1) Cancun Challenge, Cancun, Mexico

## ILLINOIS STATE • 1-1

12/11/1982.....	1.....	L, 54-89
11/14/2008.....	H/2.....	W, 75-62

(1) Ruston, La.

(2) Preseason WNIT First Round, Fogelman Arena

## IMMACULATA • 1-0

12/31/1983.....	1.....	W, 86-67
-----------------	--------	----------

(1) Rollins College, Winter Park, Fla.

## INDIANA STATE • 2-0

12/06/2008.....	H/1.....	W, 66-55
12/29/2013.....	H/2.....	W, 51-45

(1) Big Easy Classic, Fogelman Arena

(2) Tulane/DoubleTree Classic

## IONA • 1-0

01/05/1993.....	H.....	W, 86-49
-----------------	--------	----------

## IOWA STATE • 1-0

12/21/1996.....	1.....	W, 68-61
-----------------	--------	----------

(1) Malibu Classic, Malibu, Calif.

## JACKSON STATE • 2-0

03/14/2007.....	H/1.....	W, 76-43
12/05/2008.....	2.....	W, 74-48

(1) WNIT First Round, Fogelman Arena

(2) Big Easy Classic, Lakefront Arena

## JACKSONVILLE STATE • 1-0

11/23/2004.....	H.....	W, 54-51
-----------------	--------	----------

## JAMES MADISON • 2-0

11/22/2002.....	A.....	W, 58-46
12/18/2003.....	H.....	W, 66-64

## KANSAS • 0-1

03/13/1998.....	1.....	L, 68-72
-----------------	--------	----------

(1) NCAA West Region First Round, Iowa City, Iowa

## KANSAS STATE • 1-0

11/21/2007.....	1.....	W, 60-57
-----------------	--------	----------

(1) Cancun Caribbean Challenge, Cancun, Mexico

## KENT STATE • 1-0

12/01/1989.....	H/1.....	W, 60-57
-----------------	----------	----------

(1) Lady Green Wave Classic, Fogelman Arena

## LAMAR • 1-3

11/26/1983.....	H.....	L, 74-80
11/24/1984.....	H.....	L, 63-69
12/07/1984.....	A.....	L, 59-63
12/20/2006.....	H.....	W, 83-70

## LEHIGH • 1-0

12/04/2005.....	1.....	W, 65-63
-----------------	--------	----------

(1) Fiesta Bowl Classic, Tucson, Ariz.

## LIBERTY • 0-1

11/20/2009.....	1.....	L, 52-63
-----------------	--------	----------

(1) Navy Classic, Annapolis, Md.

## LONG ISLAND • 1-0

12/28/2009.....	H/1.....	W, 82-59
-----------------	----------	----------

(1) Tulane/DoubleTree Classic

## LONGWOOD • 1-0

12/05/2009.....	1.....	W, 73-58
-----------------	--------	----------

(1) Big Easy Classic, Lakefront Arena

## LOUISIANA-LAFAYETTE • 22-6

01/23/1976.....	A/1.....	L, 44-56
01/21/1977.....	H.....	W, 74-69
02/04/1977.....	A.....	W, 60-49
02/23/1977.....	2.....	W, 59-55
01/21/1978.....	H.....	W, 59-44
02/17/1978.....	H.....	W, 74-52
02/24/1978.....	3.....	L, 41-65
01/13/1979.....	A.....	L, 62-77
02/02/1979.....	H.....	W, 52-33
11/29/1980.....	A.....	L, 74-91
01/23/1981.....	H.....	W, 82-53
11/20/1981.....	H.....	W, 84-83
02/12/1982.....	H.....	W, 75-67
11/23/1985.....	A.....	W, 80-65
11/29/1987.....	4.....	W, 73-67
01/24/1989.....	A.....	W, 82-73
11/28/1989.....	A.....	W, 85-83(ot)
01/02/1990.....	H.....	W, 79-72
12/05/1990.....	H.....	W, 77-59
01/30/1991.....	A.....	L, 58-64
12/02/1991.....	H.....	W, 76-47
01/12/1994.....	A.....	W, 83-58
02/21/1995.....	H.....	W, 84-33
12/09/1996.....	A.....	W, 81-38
11/27/2007.....	A.....	W, 89-61
11/26/2008.....	H.....	W, 80-65
12/21/2011.....	A.....	W, 75-40
12/19/2012.....	H.....	L, 64-65 (ot)

(1) Southwestern Louisiana Tournament, Lafayette, La.

(2) LAIAW State Tournament, Ruston, La.

(3) LAIAW State Tournament, Baton Rouge, La.

(4) Baton Rouge, La.

## LOUISIANA-MONROE (ULM) • 10-6

01/23/1976.....	1.....	L, 39-59
02/06/1076.....	2.....	L, 30-71
03/04/1976.....	H/3.....	L, 54-65
12/03/1977.....	H.....	W, 71-66
12/02/1978.....	H.....	L, 59-76
02/22/1979.....	A/4.....	L, 57-68
02/26/1981.....	5.....	W, 80-59
03/24/1994.....	6.....	W, 78-75
11/21/2003.....	A.....	L, 67-70
12/01/2004.....	H.....	W, 66-57
12/29/2007.....	H.....	W, 77-72
11/29/2008.....	A.....	W, 62-60
11/13/2009.....	H.....	W, 86-52
12/20/2010.....	A.....	W, 78-67
11/14/2011.....	H.....	W, 62-45
11/12/2012.....	A.....	W, 70-60

(1) Southwestern Louisiana Tournament, Lafayette, La.

(2) LSU Tournament, Baton Rouge, La.

(3) LAIAW State Tournament, at Fogelman Arena

(4) LAIAW State Tournament, Monroe, La.

(5) LAIAW Championship, Hammond, La.

(6) NWIT, Amarillo, Texas

## LOUISIANA STATE (LSU) • 6-29

02/10/1976.....	H.....	L, 39-84
01/31/1977.....	A.....	L, 42-74
11/27/1979.....	A.....	L, 56-86
01/26/1981.....	H.....	L, 79-92
12/05/1981.....	A.....	L, 52-87
11/27/1982.....	A.....	L, 60-88
12/10/1983.....	H.....	L, 57-106
11/27/1984.....	A.....	L, 52-99
02/24/1986.....	H.....	L, 65-74
12/29/1986.....	A.....	L, 53-91
02/15/1988.....	H.....	L, 55-73
01/31/1989.....	A.....	L, 63-84
02/22/1990.....	H.....	L, 57-83
01/23/1991.....	A.....	L, 46-71
02/19/1992.....	H.....	L, 61-70
02/03/1993.....	A.....	L, 74-86
02/21/1994.....	H.....	L, 60-73
01/18/1995.....	A.....	W, 57-50
12/28/1995.....	H.....	L, 58-61
01/28/1997.....	A.....	L, 74-75 (ot)
11/29/1997.....	H.....	W, 65-54
11/14/1998.....	A.....	L, 54-81
12/31/1999.....	H.....	W, 76-72
12/10/2000.....	A.....	L, 61-68
12/30/2003.....	H/13.....	L, 42-65
01/02/2005.....	A.....	L, 45-79
12/20/2005.....	A.....	L, 60-89
11/19/2006.....	H.....	L, 39-59
12/2/2007.....	H.....	L, 36-52
11/24/2008.....	A.....	L, 47-63
11/25/2009.....	H.....	L, 65-73 (ot)
11/23/2010.....	A.....	W, 54-52
11/19/2011.....	H.....	W, 65-63 (ot)
12/09/2012.....	A.....	W, 66-64 (ot)
01/05/2014.....	H.....	L, 35-63

(1) New Orleans Arena

## LOUISIANA TECH • 3-8

02/22/1977.....	A/1.....	L, 52-99
12/12/1981.....	A.....	L, 50-103
03/03/1988.....	H.....	L, 62-92
02/23/1989.....	A.....	L, 39-77
11/15/1996.....	A/2.....	L, 50-77
12/07/2002.....	H/3.....	L, 53-68
12/02/2003.....	A.....	L, 37-96
12/17/2010.....	H.....	L, 72-78
12/02/2011.....	A.....	W, 61-52
11/09/2012.....	H.....	W, 66-59
01/25/2014.....	H.....	W, 75-61

(1) LAIAW State Tournament, Ruston, La.

(2) Preseason WNIT, Ruston, La.

(3) New Orleans Arena

## LOUISVILLE • 10-20

01/19/1980.....	H.....	L, 61-72
01/07/1984.....	A.....	L, 65-85
01/03/1985.....	H.....	L, 65-84
01/06/1986.....	A.....	W, 64-61
01/30/1987.....	H.....	W, 75-69
01/27/1990.....	H.....	L, 64-65
02/19/1990.....	A.....	L, 52-77
01/05/1991.....	A.....	L, 43-76
02/02/1991.....	H.....	L, 62-78
01/20/1992.....	H.....	L, 55-66
03/07/1992.....	A.....	L, 64-84
01/09/1993.....	H.....	W, 85-79
02/08/1993.....	A.....	L, 74-87
01/08/1994.....	A.....	L, 67-79
02/13/1994.....	H.....	W, 77-62
01/15/1995.....	A.....	L, 56-74
02/05/1995.....	H.....	W, 79-69
03/09/1995.....	A/1.....	L, 65-70 (ot)
01/26/1996.....	A.....	W, 73-72 (ot)
01/31/1997.....	H.....	W, 77-72
03/02/1997.....	2.....	W, 76-74
01/31/1998.....	H.....	L, 66-81
01/29/1999.....	H.....	L, 58-63

# Series Results

02/07/2007.....	A.....	W, 77-61
01/18/2008.....	H.....	L, 66-74
02/31/2009.....	A.....	W, 59-44
02/18/2010.....	H.....	W, 86-61
02/20/2011.....	H.....	W, 75-63
01/05/2012.....	A.....	L, 59-61
03/09/2012.....	A/3.....	W, 63-44
01/20/2013.....	H.....	W, 72-62

(1) Metro Conference Tourn., Louisville, Ky.  
(2) Metro Conference Tournament, at Tulane  
(3) Conference USA Tournament, Memphis, Tenn.

## MERCER • 0-1

12/06/1983.....	1.....	L, 67-79
-----------------	--------	----------

(1) Jaguar Gym, Mobile, Ala.

## MIAMI (Florida) • 2-1

03/06/1987.....	A.....	L, 72-76
11/22/1998.....	H.....	W, 63-56
11/28/1999.....	A.....	W, 75-66

## MIAMI (Ohio) • 2-0

01/02/2006.....	H.....	W, 88-72
12/03/2006.....	A.....	W, 82-67

## MICHIGAN • 1-0

11/27/1988.....	1.....	W, 58-57
-----------------	--------	----------

(1) Houston, Texas

## MIDDLE TENNESSEE • 0-1

03/05/2014.....	H.....	L, 52-64
-----------------	--------	----------

## MINNESOTA • 0-1

03/22/2003.....	1.....	L, 48-68
-----------------	--------	----------

(1) NCAA West Region First Round, Palo Alto, Calif.

## MISSISSIPPI • 2-2

12/10/1994.....	1.....	L, 51-81
11/30/1996.....	H.....	W, 69-54
11/21/1997.....	A.....	W, 68-55
11/30/2013.....	H.....	L, 66-89

(1) Metro-SEC Challenge, Jackson, Miss.

## MISSISSIPPI COLLEGE • 4-1

01/25/1983.....	H.....	W, 84-81
01/29/1983.....	A.....	L, 65-72
12/04/1987.....	H.....	W, 74-72
02/26/1988.....	1.....	W, 89-77
02/06/1989.....	A.....	W, 77-61

(1) Starkville, Miss.

## MISSISSIPPI STATE • 5-5

02/27/1988.....	A.....	L, 58-66
02/11/1989.....	H.....	W, 62-56
01/15/1992.....	H.....	L, 49-55
01/25/1994.....	A.....	W, 92-84
01/03/1995.....	H.....	W, 85-64
12/09/1995.....	A.....	W, 71-63
03/18/2007.....	A/1.....	L, 73-79
11/16/2010.....	H.....	W, 62-42
12/04/2011.....	A.....	L, 55-70
03/20/2014.....	A/2.....	L, 68-77

(1) WNIT Second Round, Starkville, Miss.

(2) WNIT First Round, Starkville, Miss.

## MISSISSIPPI VALLEY STATE • 1-0

03/15/2012.....	H/1.....	W, 68-61
-----------------	----------	----------

(1) WNIT, Fogelman Arena

## MISSOURI-KANSAS CITY (UMKC) • 2-0

01/04/1988.....	H.....	W, 92-69
11/15/1997.....	A.....	W, 75-47

## MISSOURI STATE • 1-1

12/04/2000.....	H.....	L, 61-67
12/05/2001.....	A.....	W, 49-46

## NEBRASKA • 1-0

11/25/2001.....	1.....	W, 84-78
-----------------	--------	----------

(1) San Juan Shootout, San Juan, Puerto Rico

## NEVADA-LAS VEGAS (UNLV) • 1-0

12/11/1992.....	H.....	W, 65-59
-----------------	--------	----------

## NEW ORLEANS (UNO) • 20-30

02/17/1976.....	A.....	L, 37-49
02/25/1976.....	H.....	W, 56-44
01/18/1977.....	A.....	L, 61-64
02/2/1977.....	H.....	W, 64-61
01/19/1978.....	H.....	W, 66-33
02/14/1978.....	A.....	W, 53-45
11/28/1978.....	A.....	W, 65-63
02/13/1979.....	H.....	L, 62-64
12/30/1979.....	H.....	W, 93-71
02/12/1980.....	A.....	W, 88-68
01/17/1981.....	H.....	L, 75-96
02/22/1981.....	A.....	L, 99-109
01/23/1982.....	H.....	W, 81-80
02/06/1982.....	A.....	L, 65-89
01/22/1983.....	H.....	L, 69-86
02/01/1983.....	A.....	L, 74-91
01/21/1984.....	H.....	L, 72-97
02/18/1984.....	A.....	L, 69-86
01/19/1985.....	H.....	L, 64-81
02/05/1985.....	A.....	L, 55-65
12/14/1985.....	A.....	L, 60-61

01/28/1986.....	H.....	L, 74-95
02/18/1986.....	A.....	L, 61-75
02/04/1987.....	H.....	L, 70-87
03/04/1987.....	A.....	L, 48-65
02/08/1988.....	A.....	L, 42-69
03/08/1988.....	H.....	L, 72-84
01/16/1989.....	A.....	L, 69-80
02/20/1989.....	H.....	L, 67-73
01/11/1990.....	H.....	L, 63-67
02/24/1990.....	A.....	L, 40-69
12/08/1990.....	A.....	L, 59-63
02/28/1991.....	H.....	L, 46-82
01/13/1992.....	A.....	L, 60-79
02/12/1992.....	H.....	L, 64-75
01/14/1993.....	A.....	L, 61-79
02/19/1993.....	H.....	W, 75-64
02/01/1994.....	H.....	W, 62-61
02/16/1994.....	A.....	L, 63-74
01/10/1995.....	H.....	W, 80-65
01/16/1996.....	H/1.....	W, 67-65
11/25/1996.....	H/2.....	W, 91-77
01/14/1997.....	A.....	W, 68-65
01/27/1998.....	H.....	W, 88-64
01/16/1999.....	H.....	W, 71-51
11/19/2000.....	H/3.....	W, 100-67
01/07/2002.....	A.....	L, 69-76
01/13/2003.....	H.....	W, 81-59
11/21/2011.....	H.....	W, 86-39
11/08/2013.....	H.....	W, 81-46

(1) Sugar Bowl Classic, Louisiana Superdome

(2) NOKIA Sugar Bowl Classic, Louisiana Superdome

(3) Alario Center, Westwego, La.

## NICHOLLS STATE • 29-12

03/05/1976.....	H/1.....	L, 44-49
02/16/1977.....	A.....	L, 68-73
12/05/1977.....	A.....	L, 75-90
01/24/1978.....	H.....	W, 67-50
01/26/1979.....	H.....	W, 65-63
02/06/1979.....	A.....	W, 65-63
11/30/1979.....	H.....	W, 73-61
01/28/1980.....	A.....	L, 67-73
11/26/1980.....	H.....	W, 96-53
01/20/1981.....	A.....	W, 77-66
01/11/1982.....	H.....	W, 69-63
01/27/1982.....	A.....	W, 55-49
02/10/1983.....	H.....	W, 77-53
03/02/1983.....	A.....	W, 68-53
01/13/1984.....	H.....	W, 83-63
02/14/1984.....	A.....	L, 68-75
01/30/1985.....	A.....	L, 58-73
02/13/1985.....	H.....	W, 80-78 (2ot)
01/22/1986.....	A.....	L, 65-74
02/26/1986.....	H.....	W, 92-76
02/10/1987.....	H.....	L, 66-73
02/21/1987.....	A.....	L, 61-63
01/16/1988.....	A.....	L, 59-76
02/24/1988.....	H.....	W, 61-49
01/21/1989.....	H.....	W, 86-62
02/18/1989.....	A.....	W, 79-64
01/23/1990.....	A.....	L, 61-74
01/18/1991.....	A.....	L, 53-59
02/15/1991.....	H.....	W, 70-56
02/27/1992.....	H.....	W, 73-48
12/11/1993.....	H/2.....	W, 70-45
02/06/1996.....	H.....	W, 62-43
02/18/1997.....	A.....	W, 77-57
12/21/1999.....	A/3.....	W, 81-51
11/17/2000.....	H.....	W, 73-54
12/11/2001.....	H.....	W, 71-48
12/20/2003.....	H.....	W, 77-55
12/19/2004.....	H.....	W, 73-68
01/02/2008.....	H/4.....	W, 69-47
12/17/2008.....	A.....	W, 108-66
12/29/2010.....	H/5.....	W, 84-65

(1) LAIAW State Tournament, at Tulane

(2) Green Wave Classic, Fogelman Arena

(3) Houma Civic Center

(4) New Orleans Arena

(5) Tulane/DoubleTree Classic, Fogelman Arena

## NORTH CAROLINA STATE • 0-1

11/24/2013.....	A.....	L, 55-69
-----------------	--------	----------

## NORTH CAROLINA-ASHVILLE • 1-0

11/26/1999.....	H.....	W, 96-32
-----------------	--------	----------

## NORTH CAROLINA-GREENSBORO • 3-0

12/31/1995.....	A/1.....	W, 71-69
12/28/1996.....	H/2.....	W, 89-46
12/28/2002.....	H/2.....	W, 63-43

(1) Marriott Classic, Greensboro, N.C.

(2) Tulane/Doubletree Classic, Fogelman Arena

## NORTH CAROLINA-WILMINGTON • 2-0

12/02/2012.....	H.....	W, 73-58
11/22/2013.....	A.....	W, 55-50

## NORTH TEXAS • 5-0

12/06/1979.....	H.....	W, 84-44
01/12/1981.....	H.....	W, 84-68
12/09/2011.....	A.....	W, 55-47
12/22/2012.....	H.....	W, 73-62
02/05/2014.....	H.....	W, 56-55

## NORTHEASTERN • 1-0

12/28/2013.....	H/1.....	W, 85-49
-----------------	----------	----------

(1) Tulane/DoubleTree Classic

## NORTHERN ILLINOIS • 1-0

11/22/2007.....	1.....	W, 70-57
-----------------	--------	----------

(1) Cancun Caribbean Challenge, Cancun, Mexico

## NORTHWEST MISSOURI STATE • 1-0

01/06/1982.....	H.....	W, 70-68
-----------------	--------	----------

## NORTHWESTERN STATE • 2-4

02/06/1976.....	1.....	L, 64-101
11/24/1978.....	H.....	W, 66-59
02/23/1979.....	2.....	L, 61-66
12/04/1979.....	H.....	W, 63-60
01/10/1980.....	A.....	L, 58-70
12/09/1982.....	3.....	L, 53-73

(1) LSU Tournament, Baton Rouge, La.

(2) LAIAW State Tournament, Monroe, La.

(3) Ruston, La.

## OKLAHOMA • 1-1

01/08/1987.....	A.....	L, 53-84
01/09/1988.....	H.....	W, 82-75

## OLD DOMINION • 2-0

12/30/2010.....	H/1.....	W, 62-59
01/11/2014.....	A.....	W, 92-62

(1) Tulane/DoubleTree Classic, Fogelman Arena

## ORAL ROBERTS • 1-2

02/03/1986.....	H.....	W, 74-71
01/05/1987.....	A.....	L, 72-85
03/21/2011.....	A/1.....	L, 86-92

(1) WNIT 2nd Round, Tulsa, Okla.

## OREGON • 1-0

11/25/1985.....	H.....	W, 81-62
-----------------	--------	----------

## OREGON STATE • 1-1

11/29/2002.....	A.....	L, 51-56
11/25/2003.....	H.....	W, 73-58

## PENNSYLVANIA • 2-0

12/31/1992.....	H.....	W, 72-58
12/08/2001.....	H.....	W, 82-64

## PENN STATE • 0-1

12/15/1981.....	H.....	L, 72-77
-----------------	--------	----------

## PEPPERDINE • 2-0

12/22/1996.....	A/1.....	W, 58-49
12/29/2004.....	H/1.....	W, 62-40

(1) Malibu Classic, Malibu, Calif.

(2) Tulane/DoubleTree Classic, Fogelman Arena

## PHILLIPS COLLEGE • 1-0

01/02/1986.....	H.....	W, 77-73 (ot)
-----------------	--------	---------------

## PITTSBURGH • 0-1

03/26/1994.....	1.....	L, 66-71
-----------------	--------	----------

(1) NWIT, Amarillo, Texas

## PORTLAND • 2-0

12/01/2002.....	A.....	W, 86-56
12/21/2004.....	H.....	W, 68-57

## PORTLAND STATE • 0-1

11/27/2010.....	1.....	L, 76-83
-----------------	--------	----------

(1) Colliers International Classic, Berkeley, Calif.

## PRAIRIE VIEW A&M • 2-0

12/10/1993.....	H/1.....	W, 80-38
12/04/2009.....	H/2.....	W, 67-63

(1) Green Wave Classic, Fogelman Arena

(2) Big Easy Classic, Fogelman Arena

## PRINCETON • 1-0

12/29/1991.....	H.....	W, 75-69
-----------------	--------	----------

## PROVIDENCE • 2-0

12/27/1999.....	H/1.....	W, 81-57
12/21/2008.....	H/1.....	W, 68-46

(1) Tulane/Doubletree Classic, Fogelman Arena

## PUERTO RICO-MAYAGUEZ • 1-0

11/23/2001.....	1.....	W, 109-39
-----------------	--------	-----------

(1) San Juan Shootout, San Juan, Puerto Rico

## PURDUE • 0-3

11/29/2001.....	H/1.....	L, 52-64
01/02/2003.....	A.....	L, 66-76
11/24/2011.....	2.....	L, 48-61

(1) New Orleans Arena

(2) Cancun Challenge, Cancun, Mexico

## RHODE ISLAND • 2-0

11/17/2006.....	H.....	W, 76-70
12/05/2007.....	A.....	W, 74-65

## RICE • 17-12



# Series Results

01/23/2000	A	W, 84-78
02/12/2000	H	W, 87-66
01/12/2001	H	W, 67-38
02/09/2001	A	W, 70-52
01/20/2002	H	L, 64-69
02/14/2003	A	W, 87-55
02/22/2004	A	L, 60-77
02/11/2005	H	L, 61-65
12/30/2008	H	L, 66-80
12/17/2009	A	W, 76-72

(1) Metro Tournament, Biloxi, Miss.  
(2) Metro Tournament, Louisville, Ky.

## **SOUTHEASTERN LOUISIANA • 14-6**

02/02/1976	A	L, 30-111
01/24/1981	A	L, 67-70
02/18/1981	H	W, 87-83
01/08/1982	H	W, 60-56
02/03/1982	A	L, 58-63
12/03/1983	H	W, 86-78 (ot)
01/17/1984	A	L, 73-89
01/15/1985	A	L, 60-62
01/28/1985	H	W, 84-73
01/24/1987	A	L, 63-69
02/18/1987	H	W, 66-59
01/23/1988	H	W, 70-54
02/11/1988	A	W, 74-57
01/28/1989	A	W, 77-70
02/27/1989	H	W, 71-69
12/19/2002	H	W, 86-43
01/21/2006	A	W, 69-62
01/04/2010	A	W, 81-45
01/03/2011	H	W, 85-57
11/19/2013	H	W, 80-52

## **SOUTHERN • 4-4**

02/24/1977	1	L, 50-96
02/27/1981	2	L, 56-60
02/24/1983	H	W, 76-67
02/29/1984	A	L, 55-72
12/28/1984	H	L, 55-73
03/17/2011	H/3	W, 61-31
12/11/2011	H	W, 66-59
11/16/2012	A	W, 65-45

(1) LAIAW State Tournament, Ruston, La.  
(2) LAIAW Championship, Hammond, La.  
(3) WNIT 1st Round, Fogelman Arena

## **SOUTHERN METHODIST (SMU) • 16-13**

01/26/1980	A	W, 72-62
01/06/1981	H	W, 78-48
12/5/1987	H	W, 84-73
11/25/1991	A	L, 53-68
12/29/1992	H	W, 82-58
01/05/1994	A	L, 64-74
12/30/1994	H/1	L, 71-74
01/03/1996	A	W, 71-62
11/25/1997	H	L, 58-68
12/05/1998	A	W, 81-80
12/13/1999	H	W, 81-69
12/06/2000	A	W, 75-66
01/06/2006	H	L, 66-78
02/26/2006	A	W, 71-58
03/03/2006	A/2	L, 84-86
01/14/2007	A	W, 63-58
02/22/2007	H	W, 78-72
02/02/2008	A	L, 69-81
03/01/2008	H	W, 71-68
01/22/2009	H	L, 56-59
02/26/2009	A	L, 49-61
01/17/2010	A	L, 59-70
02/07/2010	H	W, 78-59
01/06/2011	H	W, 62-58
02/03/2011	A	L, 73-77
02/05/2012	H	W, 75-63
02/26/2012	A	L, 49-54
01/10/2013	H	L, 56-62
02/28/2013	A	W, 73-68

(1) Pontchartrain Center  
(2) Conference USA Tournament, Dallas, Texas

## **SOUTHERN MISSISSIPPI • 29-35**

01/26/1977	H	W, 68-67
02/19/1977	A	L, 45-55
12/05/1980	A	L, 65-81
01/08/1981	H	L, 59-64
11/30/1981	A	L, 66-84
01/20/1982	H	W, 75-57
11/30/1982	A	L, 70-86
01/18/1983	H	L, 66-71
02/01/1984	A	L, 69-89
02/22/1984	H	W, 83-81
02/02/1985	A	L, 63-93
02/23/1985	H	L, 69-84
02/01/1986	H	L, 72-85
02/22/1986	A	W, 75-72
12/13/1986	H	W, 63-61
02/14/1987	A	L, 65-70
12/12/1987	A	L, 69-80
03/05/1988	H	W, 89-86
01/19/1989	A	L, 76-94
02/08/1989	H	L, 65-74
01/13/1990	A	L, 35-73
02/10/1990	H	L, 56-88
01/21/1991	H	L, 61-67
02/18/1991	A	L, 57-89

01/06/1992	H	L, 53-55
01/25/1992	A	L, 58-79
02/01/1993	H	W, 71-69
03/04/1993	A	L, 61-78
01/29/1994	H	L, 62-72
02/19/1994	A	L, 66-89
03/09/1994	1	L, 69-72
01/06/1995	H	W, 74-71
01/22/1995	A	W, 83-70
02/01/1996	A	L, 82-84 (ot)
02/21/1996	H	W, 72-67 (ot)
01/07/1997	A	W, 72-45
02/09/1997	H	W, 88-63
12/21/1997	H	L, 70-71
02/21/1998	A	W, 62-34
12/22/1998	A	W, 75-52
02/20/1999	H	W, 85-64
01/03/2000	H	W, 91-77
02/27/2000	A	L, 72-78

01/02/2001	A	W, 72-65
02/22/2001	H	W, 84-45
01/05/2002	H	W, 69-68
02/16/2002	A	W, 70-55
01/11/2003	H	W, 64-42
01/24/2003	A	W, 67-54
01/10/2004	A	L, 51-68
02/27/2004	H	W, 65-51
02/05/2005	A	L, 73-80
02/26/2005	H	W, 79-49
01/15/2006	A	L, 60-75
01/26/2007	H	W, 66-50
02/24/2008	A	L, 67-72
02/19/2009	H	W, 77-60
03/06/2009	H/2	L, 55-72
01/23/2010	H	W, 80-63
01/20/2011	H	L, 81-86 (ot)
02/19/2012	A	L, 51-56
03/03/2013	H	W, 80-69
01/18/2014	H	W, 73-71 (OT)
03/01/2014	A	W, 67-79

(1) Metro Tournament, Biloxi, Miss.  
(2) Conference USA Tournament, Fogelman Arena

## **SOUTHERN UTAH • 1-0**

11/25/1994	1	W, 75-67
------------	---	----------

(1) Coors-Rocky Mountain Invite, Colorado Springs, Colo.

## **SPRING HILL • 13-2**

02/21/1976	H	W, 54-15
01/29/1977	H	W, 82-19
01/28/1978	A	W, 66-35
02/18/1978	H	W, 57-16
02/09/1979	A	W, 79-43
02/16/1979	H	W, 69-50
02/09/1980	H	W, 60-50
12/06/1980	H	W, 69-54
02/16/1981	A	W, 69-59
02/18/1982	H	L, 55-59
11/23/1982	H	W, 79-67
11/30/1983	A	L, 69-76
12/07/1983	A/1	W, 70-63
12/03/1984	H	W, 63-52
02/21/1985	A	W, 78-73

(1) Jaguar Gym, Mobile, Ala.

## **STANFORD • 0-1**

03/20/2002	A/1	L, 55-77
------------	-----	----------

(1) NCAA West Region 1st & 2nd Rounds, Palo Alto, Calif.

## **STEPHEN F. AUSTIN • 5-4**

02/20/1983	A	L, 58-74
02/10/1984	H	L, 75-86
01/13/1988	A	L, 55-85
01/11/1989	H	L, 65-70
12/28/2004	H/1	W, 79-72
11/10/2006	H	W, 75-52
11/16/2007	A	W, 56-45
12/20/2009	H	W, 84-51
11/20/2010	A	W, 83-65

(1) Tulane/DoubleTree Classic, Fogelman Arena

## **STETSON • 1-0**

12/18/1985	H	W, 70-69
------------	---	----------

## **TAMPA • 1-0**

01/13/1983	A	W, 77-60
------------	---	----------

## **TEMPLE • 0-1**

12/28/2008	H	L, 71-75 (ot)
------------	---	---------------

## **TEXAS • 0-1**

11/12/2000	A/1	L, 47-71
------------	-----	----------

(1) Preseason Women's NIT

## **TEXAS A&M • 4-3**

01/14/1981	H	L, 79-81
11/20/1982	H	W, 80-73
12/08/1982	A	L, 67-84
12/31/1993	H	W, 83-73
12/08/1998	H	W, 66-61
12/08/1999	A	W, 91-74
11/26/2004	1	L, 64-79

(1) CenturyTel Bobcat Classic, San Marcos, Texas

## **TEXAS A&M-CORPUS CHRISTI • 1-1**

01/05/2004	A	W, 57-53
------------	---	----------

12/07/2004	H	L, 57-75
------------	---	----------

## **TEXAS-ARLINGTON • 1-1**

11/23/1990	H	L, 77-83
12/30/2006	H/1	W, 68-65

(1) Tulane/DoubleTree Classic, Fogelman Arena

## **TEXAS CHRISTIAN (TCU) • 5-4**

01/25/1980	A	W, 89-69
11/30/1990	H	W, 59-55
11/27/1991	A	L, 66-70
02/10/2002	A	W, 63-59 (ot)
03/03/2002	1	W, 80-76 (ot)
02/23/2003	H	W, 74-65
03/07/2003	2	L, 65-78
02/06/2004	A	L, 44-76
01/09/2005	H	L, 66-78

(1) Conference USA Tournament, Chicago, Ill.  
(2) Conference USA Tournament, Memphis, Tenn.

## **TEXAS-EL PASO (UTEP) • 8-11**

02/15/1980	H	W, 86-61
11/25/2005	A	W, 68-63
02/04/2006	H	L, 58-59
01/02/2007	A	L, 76-80
01/20/2007	H	W, 81-56
01/12/2008	H	L, 66-81
01/26/2008	A	L, 44-60
01/02/2009	A	W, 57-48
01/18/2009	H	L, 60-73
01/28/2010	H	W, 57-47
03/03/2010	A	W, 66-64
01/30/2011	H	W, 69-63
02/13/2011	A	L, 61-65
01/15/2012	H	L, 64-65 (ot)
02/12/2012	L	65-80
03/10/2012	1	L, 65-69
02/07/2013	H	W, 56-49
03/14/2013	A	L, 52-71
02/01/2014	H	L, 72-86

(1) Conference USA Tournament, Memphis, Tenn.

## **TEXAS-PAN AMERICAN • 1-0**

12/30/1988	H	W, 63-37
------------	---	----------

## **TEXAS-SAN ANTONIO • 2-2**

01/31/1987	H	L, 66-69 (ot)
02/16/1991	H	L, 93-98 (ot)
12/21/2007	H/1	W, 76-42
02/08/2014	A	W, 68-54

(1) Tulane/DoubleTree Classic, Fogelman Arena

## **TEXAS STATE • 1-0**

11/27/2004	A/1	W, 74-71
------------	-----	----------

(1) CenturyTel Bobcat Classic, San Marcos, Texas

## **TEXAS TECH • 1-4**

03/16/1995	A/1	L, 72-87
03/20/2000	A/1	L, 59-76
11/29/2006	A	L, 50-77
12/29/2009	H/2	W, 67-49
03/18/2012	A/3	L, 55-69

(1) NCAA Midwest Regional, Lubbock, Texas  
(2) Tulane/DoubleTree Classic, Fogelman Arena  
(3) WNIT, Lubbock, Texas

## **TEXAS WOMEN'S • 0-1**

11/24/1980	H	L, 69-80
------------	---	----------

## **TOLEDO • 1-0**

12/29/2005	H/1	W, 77-67 (ot)
------------	-----	---------------

(1) Tulane/DoubleTree Classic, Fogelman Arena

## **TROY • 3-0**

12/07/1993	H	W, 87-67
11/29/1994	A	W, 82-75
12/06/1996	H	W, 95-77

## **TULSA • 13-7**

01/06/1987	A	W, 49-44
01/08/2006	H	L, 63-70
02/24/2006	A	L, 63-74
01/12/2007	A	W, 75-62
02/24/2007	H	W, 78-70
01/31/2008	A	L, 56-64
02/28/2008	H	W, 80-60
01/24/2009	H	W, 78-41
02/28/2009	A	W, 64-56
03/05/2009	H/1	W, 49-44
01/15/2010	A	W, 58-55
02/05/2010	H	L, 67-80
01/23/2011	A	W, 80-66
02/27/2011	H	W, 73-62
01/22/2012	A	W, 66-51
02/23/2012	H	L, 59-72
02/10/2013	A	L, 65-67
02/24/2013	H	W, 74-59
03/14/2013	A/2	L, 67-75
02/26/2014	H	W, 65-61

# Series History

Opponent	Overall	Home	Road	Neutral
Alabama	3-7	2-3	1-3	0-1
Alabama-Birmingham (UAB)	23-10	10-4	10-6	3-0
Alabama State	2-0	2-0	0-0	0-0
Alcorn State	2-0	1-0	1-0	0-0
Arizona State	0-2	0-1	0-1	0-0
Arkansas	1-3	0-2	1-1	0-0
<b>Arkansas-Little Rock</b>	<b>1-0</b>	<b>1-0</b>	<b>0-0</b>	<b>0-0</b>
Arkansas-Pine Bluff	1-0	1-0	0-0	0-0
Arkansas State	2-1	1-0	1-0	0-1
Appalachian State	1-0	1-0	0-0	0-0
Auburn	1-5	1-2	0-3	0-0
Ball State	1-0	1-0	0-0	0-0
Belhaven College	2-2	2-2	0-0	0-0
Boise State	1-0	0-0	0-0	1-0
Boston College	1-0	1-0	0-0	0-0
Boston University	2-0	1-0	1-0	0-0
Bradley	1-0	0-0	0-0	1-0
Brigham Young (BYU)	1-0	1-0	0-0	0-0
Buffalo	1-0	1-0	0-0	0-0
California	0-1	0-0	0-1	0-0
California-Irvine	1-0	0-0	0-0	1-0
California-Santa Barbara	1-0	0-0	0-0	1-0
California State Fullerton	1-0	0-0	0-0	1-0
Central Connecticut State	1-0	1-0	0-0	0-0
<b>Central Florida (UCF)</b>	<b>8-6</b>	<b>4-1</b>	<b>2-4</b>	<b>2-1</b>
Charlotte	15-8	8-2	6-5	1-1
Chicago State	0-1	0-0	0-0	0-1
<b>Cincinnati</b>	<b>11-15</b>	<b>5-5</b>	<b>3-7</b>	<b>3-3</b>
Colby College	1-0	0-0	0-0	1-0
College of Charleston	1-0	1-0	0-0	0-0
Colorado	1-1	0-0	0-1	1-0
Colorado State	2-1	1-0	0-1	1-0
Columbia	1-0	1-0	0-0	0-0
Cornell	1-0	1-0	0-0	0-0
Creighton	0-1	0-1	0-0	0-0
DePaul	5-7	3-2	2-4	0-1
Detroit	1-1	1-1	0-0	0-0
Dillard	5-4	2-2	2-2	0-1
Drake	1-1	1-0	0-1	0-0
Duke	0-1	0-1	0-0	0-0
<b>East Carolina</b>	<b>12-5</b>	<b>4-3</b>	<b>5-1</b>	<b>3-1</b>
Eastern Kentucky	0-1	0-1	0-0	0-0
Eastern Michigan	1-0	1-0	0-0	0-0
Eastern Washington	1-0	1-0	0-0	0-0
Fairfield	2-0	1-0	1-0	0-0
Florida	2-1	2-0	0-1	0-0
Florida Atlantic	1-0	0-0	1-0	0-0
Florida International	2-2	1-0	1-1	0-1
<b>Florida State</b>	<b>7-11</b>	<b>6-4</b>	<b>0-6</b>	<b>1-1</b>
Fordham	1-0	1-0	0-0	0-0
Furman	2-0	2-0	0-0	0-0
Georgetown	1-1	1-0	0-1	0-0
George Mason	1-1	0-1	1-0	0-0
George Washington	0-3	0-1	0-1	0-1
Georgia	0-1	0-0	0-0	0-1
Georgia Southern	0-2	0-1	0-1	0-0
Georgia State	1-2	1-1	0-1	0-0
Georgia Tech	0-4	0-1	0-3	0-0
Grambling State	1-2	1-1	0-1	0-0
Hampton	2-0	1-0	0-0	1-0
Hartford	1-0	1-0	0-0	0-0
Harvard	2-0	0-0	1-0	1-0
High Point	1-0	1-0	0-0	0-0
<b>Hofstra</b>	<b>1-0</b>	<b>0-0</b>	<b>0-0</b>	<b>1-0</b>
Holy Cross	2-0	2-0	0-0	0-0
<b>Houston</b>	<b>21-13</b>	<b>9-6</b>	<b>9-6</b>	<b>3-1</b>
Howard	1-1	1-0	0-1	0-0
Idaho State	1-0	0-0	0-0	1-0
Illinois State	1-1	1-0	0-0	0-1
Immaculata	1-0	0-0	0-0	1-0

Opponent	Overall	Home	Road	Neutral
Indiana State	2-0	2-0	0-0	0-0
Iona	1-0	1-0	0-0	0-0
Iowa State	1-0	0-0	0-0	1-0
Jackson State	2-0	1-0	0-0	1-0
Jacksonville State	1-0	1-0	0-0	0-0
James Madison	2-0	1-0	1-0	0-0
Kansas	0-1	0-0	0-0	0-1
Kansas State	1-0	0-0	0-0	1-0
Kent State	1-0	1-0	0-0	0-0
Lamar	1-3	1-2	0-1	0-0
Lehigh	1-0	0-0	0-0	1-0
Liberty	0-1	0-0	0-0	0-1
Long Island	1-0	1-0	0-0	0-0
Longwood	1-0	0-0	0-0	1-0
Louisiana-Lafayette	22-6	11-1	9-4	2-1
Louisiana-Monroe (ULM)	10-6	5-2	3-2	2-2
<b>Louisiana State (LSU)</b>	<b>6-29</b>	<b>3-13</b>	<b>3-16</b>	<b>0-0</b>
Louisiana Tech	3-8	2-3	1-5	0-0
Louisville	10-20	7-8	2-12	1-0
Loyola (Maryland)	1-0	0-0	0-0	1-0
Loyola (New Orleans)	4-0	4-0	0-0	0-0
Maine	1-1	1-0	0-1	0-0
Marist	0-1	0-1	0-0	0-0
Marquette	7-6	4-2	2-3	1-1
Marshall	9-1	3-0	6-0	0-1
Mary Crest	1-0	1-0	0-0	0-0
Massachusetts (UMass)	1-0	0-0	0-0	1-0
<b>McNeese State</b>	<b>8-12</b>	<b>7-4</b>	<b>1-6</b>	<b>0-2</b>
<b>Memphis</b>	<b>17-23</b>	<b>9-11</b>	<b>8-11</b>	<b>0-1</b>
Mercer	0-1	0-0	0-0	0-1
<b>Miami (Florida)</b>	<b>2-1</b>	<b>1-0</b>	<b>1-1</b>	<b>0-0</b>
Miami (Ohio)	2-0	1-0	1-0	0-0
Michigan	1-0	0-0	0-0	1-0
Middle Tennessee	0-1	0-1	0-0	0-0
Minnesota	0-1	0-0	0-0	0-1
Mississippi	2-2	1-1	1-0	0-1
Mississippi College	4-1	2-0	1-1	1-0
Mississippi State	5-5	3-1	2-4	0-0
<b>Mississippi Valley State</b>	<b>1-0</b>	<b>1-0</b>	<b>0-0</b>	<b>0-0</b>
Missouri-Kansas City (UMKC)	2-0	1-0	1-0	0-0
Missouri State	1-1	0-1	1-0	0-0
Nebraska	1-0	0-0	0-0	1-0
Nevada-Las Vegas (UNLV)	1-0	1-0	0-0	0-0
New Orleans (UNO)	20-30	16-12	4-18	0-0
<b>Nicholls State</b>	<b>29-12</b>	<b>21-2</b>	<b>8-10</b>	<b>0-0</b>
<b>North Carolina State</b>	<b>0-1</b>	<b>0-0</b>	<b>0-1</b>	<b>0-0</b>
North Carolina-Ashville	1-0	1-0	0-0	0-0
North Carolina-Greensboro	3-0	2-0	1-0	0-0
North Carolina-Wilmington	2-0	1-0	1-0	0-0
North Texas	5-0	4-0	1-0	0-0
Northeastern	1-0	1-0	0-0	0-0
Northern Illinois	1-0	0-0	0-0	1-0
Northwest Missouri State	1-0	1-0	0-0	0-0
Northwestern State	2-4	2-0	0-1	0-3
Old Dominion	2-0	1-0	1-0	0-0
Oklahoma	1-1	1-0	0-1	0-0
Oral Roberts	1-2	1-0	0-2	0-0
Oregon	1-0	1-0	0-0	0-0
Oregon State	1-1	1-0	0-1	0-0
Pennsylvania	2-0	2-0	0-0	0-0
Penn State	0-1	0-1	0-0	0-0
Pepperdine	2-0	1-0	1-0	0-0
Phillips College	1-0	1-0	0-0	0-0
Pittsburgh	0-1	0-0	0-0	0-1
Portland	2-0	1-0	1-0	0-0
Portland State	0-1	0-0	0-0	0-1
Prairie View A&M	2-0	2-0	0-0	0-0
Princeton	1-0	1-0	0-0	0-0
Providence	1-0	1-0	0-0	0-0
Puerto Rico-Mayaguez	1-0	0-0	0-0	1-0



# Series History / Misc. Records

Opponent	Overall	Home	Road	Neutral
Purdue.....	0-3.....	0-1.....	0-1.....	0-1.....
Rhode Island.....	2-0.....	1-0.....	1-0.....	0-0.....
Rice.....	17-12.....	8-5.....	9-6.....	0-1.....
Richmond.....	1-0.....	0-0.....	1-0.....	0-0.....
Robert Morris.....	1-1.....	0-1.....	0-0.....	1-0.....
Sacramento State.....	1-0.....	1-0.....	0-0.....	0-0.....
Saint Francis.....	1-0.....	0-0.....	0-0.....	1-0.....
Saint Joseph's.....	1-1.....	1-0.....	0-0.....	0-1.....
Saint Louis.....	10-2.....	6-0.....	3-2.....	1-0.....
<b>Samford.....</b>	<b>0-1.....</b>	<b>0-1.....</b>	<b>0-0.....</b>	<b>0-0.....</b>
Sam Houston State.....	2-1.....	2-0.....	0-1.....	0-0.....
Shorter College.....	0-1.....	0-0.....	0-1.....	0-0.....
Siena.....	1-0.....	0-0.....	1-0.....	0-0.....
South Alabama.....	8-11.....	5-4.....	3-7.....	0-0.....
South Carolina.....	0-12.....	0-4.....	0-3.....	0-5.....
<b>South Florida (USF).....</b>	<b>19-9.....</b>	<b>9-4.....</b>	<b>8-5.....</b>	<b>2-0.....</b>
Southeastern Louisiana.....	14-6.....	10-0.....	4-6.....	0-0.....
Southern.....	4-4.....	3-1.....	1-1.....	0-2.....
<b>Southern Methodist (SMU).....</b>	<b>16-13.....</b>	<b>9-5.....</b>	<b>7-8.....</b>	<b>0-0.....</b>
Southern Mississippi.....	30-34.....	21-12.....	8-22.....	0-1.....
Southern Utah.....	1-0.....	0-0.....	0-0.....	1-0.....
Spring Hill.....	13-2.....	8-1.....	5-1.....	0-0.....
Stanford.....	0-1.....	0-0.....	0-1.....	0-0.....
Stephen F. Austin.....	5-4.....	3-2.....	2-2.....	0-0.....
Stetson.....	1-0.....	1-0.....	0-0.....	0-0.....
Tampa.....	1-0.....	0-0.....	1-0.....	0-0.....
<b>Temple.....</b>	<b>0-1.....</b>	<b>0-1.....</b>	<b>0-0.....</b>	<b>0-0.....</b>
Texas.....	0-1.....	0-0.....	0-1.....	0-0.....
Texas A&M.....	4-3.....	3-1.....	1-1.....	0-1.....
Texas A&M-Corpus Christi.....	1-1.....	0-1.....	1-0.....	0-0.....
Texas-Arlington.....	1-1.....	1-1.....	0-0.....	0-0.....
Texas Christian (TCU).....	5-4.....	2-1.....	2-2.....	1-1.....
Texas-El Paso (UTEP).....	8-11.....	5-5.....	3-5.....	0-1.....
Texas-San Antonio (UTSA).....	2-2.....	2-2.....	0-0.....	0-0.....
Texas State.....	1-0.....	0-0.....	1-0.....	0-0.....
Texas Tech.....	1-4.....	1-0.....	0-4.....	0-0.....
Texas Women's.....	0-1.....	0-1.....	0-0.....	0-0.....
Toledo.....	1-0.....	1-0.....	0-0.....	0-0.....
Troy.....	3-0.....	2-0.....	1-0.....	0-0.....
<b>Tulsa.....</b>	<b>13-7.....</b>	<b>7-3.....</b>	<b>6-4.....</b>	<b>0-0.....</b>
Vermont.....	1-0.....	0-0.....	0-0.....	1-0.....
Virginia.....	2-0.....	1-0.....	0-0.....	1-0.....
Virginia Commonwealth (VCU).....	5-6.....	2-2.....	3-3.....	0-1.....
Virginia Tech.....	8-9.....	6-2.....	1-6.....	1-1.....
West Florida.....	4-0.....	2-0.....	2-0.....	0-0.....
West Virginia.....	1-0.....	1-0.....	0-0.....	0-0.....
Western Michigan.....	1-0.....	0-0.....	0-0.....	1-0.....
Wichita State.....	1-0.....	0-0.....	0-0.....	1-0.....
William Carey.....	4-5.....	4-0.....	0-5.....	0-0.....
William & Mary.....	1-0.....	1-0.....	0-0.....	0-0.....
Winthrop.....	2-0.....	1-0.....	1-0.....	0-0.....
Xavier (New Orleans).....	5-7.....	3-2.....	2-4.....	0-1.....
Xavier (Ohio).....	1-0.....	0-0.....	0-0.....	1-0.....
Yale.....	1-0.....	1-0.....	0-0.....	0-0.....

**bold** indicates potential 2014-15 opponent

## Largest Margin Of Victory...All Games

Margin	Opponent/Score	Date
1. 70	at UPR-Mayaguez/109-39.....	11/23/2001
2. 64	UNC-Asheville/96-32.....	11/26/1999
3. 63	South Alabama/101-38.....	12/1/2001
63	Spring Hill/82-19.....	1/29/1997
5. 56	McNeese State/90-34.....	12/1/2001
6. 51	Louisiana-Lafayette/84-33.....	2/21/1995
7. 47	New Orleans/86-39.....	11/21/2011
47	Buffalo/76-29.....	12/28/2001
47	Memphis/98-51.....	1/8/1999
10. 46	at Houston/95-49.....	2/5/1997

## Largest Margin Of Victory...Conference Games

Margin	Opponent/Score	Date
1. 47	Memphis/98-51.....	1/8/1999
2. 46	at Houston/95-49.....	2/5/1997
3. 41	Saint Louis/85-44.....	1/23/1998
4. 39	Southern Miss/84-45.....	2/22/2001
39	South Florida/87-48.....	1/17/1997
39	South Florida/99-60.....	2/14/1999
7. 38	UCF/85-47.....	1/28/2007
38	Charlotte/93-55.....	1/25/1998
9. 37	Tulsa/78-41.....	1/24/2009
10. 33	Saint Louis/82-49.....	1/19/1996

## Largest Margin Of Defeat...All Games

Margin	Opponent/Score	Date
1. 81	at Southeastern Louisiana/111-30.....	2/2/1976
2. 59	at Louisiana Tech/96-37.....	12/2/2003
3. 55	Florida State/100-45.....	2/5/1990
4. 53	at Louisiana Tech/103-50.....	12/12/1981
5. 49	LSU/106-57.....	12/10/1983

## Largest Margin Of Defeat...Conference Games

Margin	Opponent/Score	Date
1. 55	Florida State/100-45.....	2/5/1990
2. 39	at DePaul/99-60.....	1/25/2004
3. 38	Florida State/104-66.....	2/25/1991
38	at Southern Miss/73-35.....	1/13/1990
5. 37	at Florida State/103-66.....	1/8/1990

## Longest Winning Streak...All Games

No	First Win	Last Win	Loss
14	11/19/99.....at Sienna	1/9/00.....Memphis	1/14/00.....at Cincinnati
10	1/12/07.....at Tulsa	2/15/07.....at Marshall	2/17/07.....at E.Carolina
9	12/1/09.....at S.Alabama	1/4/10.....SE Louisiana	1/8/10.....Houston
9	11/22/98.....Miami	12/29/98.....Maine	1/1/99.....at USF
9	11/25/96.....New Orleans	12/29/96.....Colorado St.	1/5/97.....Memphis

## Longest Winning Streak...Conference Games

No	First Win	Last Win	Loss
12	1/7/97.....at S.Miss	2/21/97.....at UAB	2/23/97.....at USF
10	1/12/07.....at Tulsa	2/15/07.....at Marshall	2/17/07.....at E.Carolina
*8	2/10/02.....at TCU	1/24/03.....at S.Miss	1/31/03.....at Louisville
*7	2/6/99.....at Memphis	1/9/00.....Memphis	1/14/00.....at Cincinnati
7	1/3/99.....at Houston	1/24/99.....at Saint Louis	1/29/99.....at Louisville

## Longest Winning Streak...All Home Games

No	First Win	Last Win	Loss
*18	12/27/97.....App. State	1/14/99.....Marquette	1/29/99.....Louisville
*12	2/3/02.....Louisville	1/19/03.....Memphis	2/7/03.....Marquette
12	11/26/99.....UNC Asheville	2/3/00.....DePaul	2/5/00.....Marquette
*11	2/20/11.....Memphis	1/8/12.....UCF	1/15/12.....UTEP
*10	2/18/01.....UAB	1/18/02.....UAB	1/20/02.....USF
10	11/28/87.....UAPB	1/30/88.....UALR	2/15/88.....New Orleans

## Longest Winning Streak...Conference Home Games

No	First Win	Last Win	Loss
*11	1/2/98.....Houston	1/14/99.....Marquette	1/29/99.....Louisville
*8	2/12/99.....Houston	2/3/00.....DePaul	2/5/00.....Marquette
6	1/20/07.....UTEP	2/24/07.....Tulsa	1/12/08.....UTEP
*6	2/3/02.....Louisville	2/19/03.....Memphis	2/7/03.....Marquette
6	1/17/97.....USF	2/17/97.....DePaul	12/21/97.....S.Miss
*6	2/5/95.....Louisville	2/9/96.....Marquette	2/16/96.....UAB
*6	2/22/92.....USF	2/15/93.....Virginia Tech	2/22/93.....VCU

## Longest Winning Streak...All Road Games\*

No	First Win	Last Win	Loss
*10	11/25/96.....New Orleans	1/26/97.....Cincinnati	1/28/97.....LSU
7	11/10/07.....Alabama	1/4/08.....Rice	1/6/08.....Houston
6	11/21/09.....vs Loyola-Md	1/15/10.....Tulsa	1/17/10.....SMU
6	1/12/07.....Tulsa	2/15/07.....Marshall	2/17/07.....East Carolina

## Longest Winning Streak...Conference Road Games

No	First Win	Last Win	Loss
*7	2/25/96.....Charlotte	2/21/97.....UAB	2/23/97.....USF
6	1/12/07.....Tulsa	2/15/07.....Marshall	2/17/07.....East Carolina
5	1/2/01.....S.Miss	2/2/01.....Marquette	2/4/01.....DePaul
5	1/21/00.....Houston	1/19/00.....Memphis	2/27/00.....S.Miss
*5	2/2/98.....Cincinnati	12/22/98.....S.Miss	1/1/99.....USF

\*spanned two seasons \*includes neutral-site games

# All-Time Letterwinners

PLAYER	Jersey	Ht	Pos	Hometown	Years	GP	FG	FGA	FG%	3s	3A	3%	FT	FTA	FT%	OR-DR	RPG	Ast	Blk	St	Pts	PPG	
Aidoo, Tiffany	23	5-9	G/F	Slidell, La.	08 09 10 11	129	365	918	398	163	465	351	154	241	639	172-252	3.3	172	11	165	1047	8.1	
Alligood, Tracy	32				81		1	0	0	000	0	0	000	2	2	1.000	0-0	0	0	0	2	2.0	
Archinard, Tom-meka	13	5-9	G	Lake Charles, La.	91 93		39	33	118	280	0	0	000	41	52	788	17-34	1.3	24	2	16	107	2.7
Barnes, Evanda	44	6-1	F	Donaldsonville, La.	88 89		54	363	660	550	3	13	231	142	222	640	102-365	8.6	39	19	99	871	16.1
Barnes, Kendra	00	6-2	F	Tulsa, Okla.	06 07 08		81	143	285	502	0	0	000	74	160	463	99-227	4.0	45	9	35	360	4.4
Barnes, Roshaunda	11	5-5	G	Baton Rouge, La.	08 09 10 11	115	321	894	359	48	196	245	187	288	649	87-213	2.6	377	30	231	877	7.6	
Barrois, Thomee	50/40	6-2	F	Buras, La.	88 89 90 91	90	93	243	383	0	0	000	53	131	405	94-163	2.9	33	7	21	239	2.7	
Benzio, Brett	44	6-3	C	Palm City, Fla.	09 10 11 12	126	418	823	508	0	0	000	203	336	604	317-724	8.3	147	229	92	1039	8.2	
Bibbins, Whitney	32	5-10	G/F	Baton Rouge, La.	11 13		51	193	414	466	4	22	182	83	122	680	121-120	4.7	41	24	43	473	9.3
Blagg, Danielle	20	5-11	G	San Antonio, Texas	12 13 14	93	321	944	340	179	520	344	102	165	618	103-267	4.0	88	46	78	923	9.9	
Blankenship, Brooke	42	5-10	F	Heber Springs, Ark.	11 12 14	24	2	10	200	0	1	000	2	2	1.000	1-2	0.1	2	0	0	6	0.3	
Bregman, Tammy	14	5-4	G	Atlanta, Ga.	76		22	28	99	283	0	0	000	7	21	333	37	1.7	12	0	0	63	2.9
Brown, Alendra	55	6-3	C	New Orleans, La.	05 06 07 08	111	277	595	466	0	3	000	187	274	682	254-276	4.8	76	54	89	741	6.7	
Brown, Chassity	32	5-7	G	Shreveport, La.	07 08 09 10	109	320	841	381	107	351	305	222	337	659	80-239	2.9	206	24	211	969	8.9	
Brown, Paula	25	5-9	G	Ocean Springs, Miss.	83 84 85 86	112	345	973	355	0	0	000	133	193	689	399	3.6	125	2	8	823	7.3	
Bryant, Kim	33	6-0	F	Little Rock, Ark.	93 94 95	110	443	949	467	0	3	000	168	257	654	218-458	6.1	76	12	132	1054	9.6	
Burse, Janell	33	6-5	C	New Orleans, La.	97 98 99 00	116	636	1098	579	1	1	1.000	352	625	563	391-490	7.6	71	248	108	1625	14.0	
Byrd, Martha	12	5-4	G	Pascagoula, Miss.	78 79	40	63	192	328	0	0	000	47	63	746	61	1.5	49	0	0	173	4.3	
Captain, Sarah	44	6-2	C	Virginia Beach, Va.	90 91 92 93	108	223	484	461	0	1	000	167	239	699	183-239	4.2	66	41	54	613	5.7	
Carroll, Jessica	14	6-0	G	League City, Texas	00 01 02 03	60	24	65	369	0	3	000	19	26	731	19-53	1.2	12	4	4	67	1.1	
Carter, Geneva	15	6-1	F	Baton Rouge, La.	96		10	6	11	545	0	0	000	5	9	556	4-6	1.0	1	1	2	17	1.7
Cates, Debbie	31	5-8	F	Ponte Vedra, Fla.	76		8	2	0	000	0	0	000	1	0	000	0-0	0.0	0	0	0	5	0.6
Cathrall, Elizabeth Ann	20	5-9	F/C	Eufaula, Ala.	76		13	45	0	000	0	0	000	25	0	000	0-0	0.0	0	0	0	115	8.8
Cayette, Shelly	30	6-4	C	St. James, La.	03 04 05	44	30	59	508	0	0	000	2	8	250	8-23	0.7	11	8	9	62	1.4	
Cizmar, Kiki	31	6-1	G	Zagreb, Croatia	97 98 99	83	150	346	434	36	96	375	26	39	667	28-99	1.5	119	15	48	362	4.4	
Cleveland, Caitlin	13	5-10	G	Kenner, La.	08		19	6	17	353	0	1	000	9	10	900	2-11	0.7	13	0	2	21	1.1
Clifton, Tiffany	52	5-10	F	Leesville, La.	95		11	5	8	625	0	0	000	13	16	813	3-7	0.9	4	0	2	23	2.1
Coleman, Roma	12	5-8	G	Houston, Texas	92 93 94 95	113	176	532	331	0	11	000	149	258	578	122-206	2.9	388	13	153	501	4.4	
Crawford, Margie	42	6-0	C	Gretna, La.	85		23	76	188	404			41	68	603	138	6.0	37	0	0	193	8.4	
Dalbey, Rebecca	15	5-9	F	Deer Park, Texas	76		13	58	0	000	0	0	000	21	0	000	0	0.0	0	0	0	137	10.5
Dale, Tiffany	22	6-1	F	Lavon, Texas	12 13 14	94	290	545	532	0	8	000	177	269	658	229-357	6.2	89	120	96	757	8.1	
Daley, Grace	4	5-8	G	Ocala, Fla.	97 98 99 00	122	747	1489	502	187	525	356	578	744	777	263-331	4.9	345	18	289	2259	18.5	
Domen, Dee Dee	25	5-5	G	Chalmette, La.	88		24	8	22	364	0	0	000	13	20	650	76	3.2	10	1	11	29	1.2
Dove, Monica	34	5-8	G	New Orleans, La.	85 86 87 88	109	409	1014	403	1	4	250	201	320	628	526	4.8	106	1	53	1020	9.4	
Drew, Destiny	51	6-1	F	Houston, Texas	04 05		45	20	40	500	0	0	000	8	15	533	24-25	1.1	3	6	12	48	1.1
Duclos, Sharon	13	5-10	F	Vicksburg, Miss.	83 84 85 86	108	125	308	406	0	0	000	137	230	596	278	2.6	82	0	10	387	3.6	
Duru, Chinwe	45	6-2	C	Round Rock, Texas	13 14		62	115	257	447	0	0	000	79	107	738	76-133	3.4	18	57	16	309	5.0
Eagan, Ellen	32	5-11	F/C	New Orleans, La.	78		16	14	51	275	0	0	000	8	23	348	48	3.0	3	0	0	36	2.3
Ebonwonyi, Adesuwa	15	5-10	F	Pflugerville, Texas	12 13 14	98	243	549	443	26	96	271	101	155	652	237-295	5.4	82	31	88	613	6.3	
Edison, Karen	33	5-9	F	Westborough, Mass.	90 91		55	115	287	401	0	0	000	85	160	531	82-107	3.4	21	6	20	315	5.7
Farris, Barbara	54	6-3	C	Harvey, La.	95 96 97 98	118	660	1036	637	1	2	500	408	684	596	351-588	8.0	105	47	144	1729	14.7	
Ferguson, Khadrereil	1	5-10	G	Jackson, La.	05 06		10	1	7	143	0	2	000	0	0	000	3-2	0.5	1	0	2	2	0.2
Forster, Susan	13	5-6	F	New Orleans, La.	76		13	6	0	000	0	0	000	11	0	000	0	0.0	0	0	0	23	1.8
Frey, Mignon	12	5-9	G	Metairie, La.	96 97 98	33	10	28	357	5	12	417	2	4	500	2-7	0.3	25	0	14	27	0.8	
Frey, Nicole	14	5-5	G	Metairie, La.	89 90 91 92	70	102	336	304	12	50	240	105	171	614	28-97	1.8	169	4	79	321	4.6	
Fuqua, Sherri	14	5-9	G/F	New Orleans, La.	79 80 81 82	104	479	1089	440	0	0	000	231	303	762	383	3.7	380	9	0	1189	11.4	
Gaudet, Stacey	10	5-9	G	Kenner, La.	84 85 86 87	112	757	1723	439	0	0	000	566	703	805	720	6.4	272	0	50	2080	18.6	
Gilligan, Mary	23	5-5	G	Middletown, N.J.	82		27	40	107	374	0	0	000	18	29	621	23	0.9	79	0	0	98	3.6
Goodwin, Holly	25	5-11	F	Paron, Ark.	95		6	2	7	286	1	3	333	4	4	1.000	0-1	0.2	0	0	1	9	1.5
Goolsby, Bree	21	6-2	F	Marietta, Ga.	99		4	0	3	000	0	0	000	0	0	000	0-1	0.3	0	0	0	0	0.0
Goree, Sarah	11	5-8	G	Baton Rouge, La.	99 00 01 02	126	374	987	379	152	424	358	217	274	792	48-264	2.5	418	12	122	1117	8.9	
Grayson, Olivia	21	5-9	G	Metairie, La.	10 11 12 13	134	487	1349	361	113	380	297	355	462	768	211-539	5.6	499	57	249	1442	10.8	
Gurr, Danielle	24	5-11	F	Chesterfield, Mo.	85 86 87 88	96	190	394	482	0	0	000	88	119	739	242	2.5	47	4	36	468	4.9	
Hadley, Rodnelle	21	5-8	G	Metairie, La.	95 96 97 98	109	106	276	384	4	9	444	107	158	677	39-150	1.7	221	1	68	323	3.0	
Hall, Mashandra	11/21	5-10	G	Memphis, Tenn.	90 91		48	60	193	311	0	0	000	25	59	424	38-85	2.6	36	0	25	145	3.0
Hampton, Lakeitha	32	6-0	F	New Orleans, La.	02 03 04 05	110	399	839	476	1	5	200	254	401	633	297-313	5.5	57	19	134	1053	9.6	
Hardie, Kacy	12	5-9	G	Atlanta, Ga.	11		3	0	0	000	0	0	000	0	0	000	0-0	0.0	0	0	0	0	0.0
Harris, Muci	5	5-7	G	Sandweiler, Luxembourg	03		29	72	180	400	47	125	376	29	38	763	15-47	2.1	61	2	36	220	7.6
Hauser, Holly	24	5-8	F	Monument, Colo.	89 90 91 92	47	9	51	176	1	4	250	3	10	300	8-23	0.7	10	1	6	22	0.5	
Haynes, Nancy	12	5-5	G	New Orleans, La.	84 85 86 87	71	31	86	360	0	0	000	26	49	531	37	0.5	72	1	14	88	1.2	
Hector, Salome	23	5-5	G	Houma, La.	99 00 01 02	88	128	331	387	20	71	282	135	196	689	64-105	2.7	113	11	112	411	4.7	
Heiderer, Sarah	25	5-9	F	Huntington Woods, Mich.	81 82 83 84	87	70	195	359	0	0	000	28	56	500	177	2.0	15	1	4	168	1.9	
Heike, Teresa	34	6-3	C	Royal Oak, Mich.	80 81 82 83	71	191	350	546	0	0	000	83	114	728	225	3.2	20	36	0	465	6.5	
Hendy, D'Aundra	23	5-8	G	Houma, La.	03 04 05 07	111	403	996	405	56	196	286	192	308	623	117-240	3.2	322	43	260	1054	9.5	
Hill, Sharon	22	5-9	F	Kenner, La.	79 80 81 82	98	223	425	525	0	0	000	53	78	679	353	3.6	131	2	0	499	5.1	
Howell, Cassandra	34	5-10	F	Memphis, Tenn.	90 91 92 93	87	100	298	336	1	2	5											




# All-Time Letterwinners



PLAYER	Jersey	Ht	Pos	Hometown	Years	GP	FG	FGA	FG%	3s	3A	3%	FT	FTA	FT%	OR-DR	RPG	Ast	Blk	St	Pts	PPG			
Kimche, Daryle	20	5-8	F	Washington, D.C.	81	82	83	84	104	534	1159	461	0	0	000	295	409	721	445	4.3	306	3	23	1363	13.1
Klingman, Barbara	31	5-11	F	Metairie, La.	78	79			43	173	411	421	0	0	000	82	151	543	238	5.5	12	0	0	428	10.0
Koch, Kristen	32	5-11	F/G	Trenton, Ill.	96	97	98	99	117	205	510	402	57	161	354	111	155	716	98-228	2.8	154	20	80	578	4.9
Langford, Ashley	2	5-5	G	Harrisburg, Pa.	06	07	08	09	121	314	919	342	39	146	267	380	453	839	79-324	3.3	722	9	234	1047	8.7
Latham, Courtnie	33	5-11	G	Houston, Texas	14				31	73	173	422	8	33	242	40	55	727	30-72	3.3	60	6	36	194	6.3
LeBlanc, Brenda	30	5-9	F	Lafayette, La.	79				5	1	1	1000	0	0	000	0	0	000	0-3	0.6	1	0	0	2	0.4
Lebsack, Elizabeth	35/32	6-0	C	Great Bend, Kansas	83	84			56	195	418	467	0	0	000	79	135	585	336	6.0	14	13	9	469	8.4
Lennix, Kinya	21	5-9	G	LaPlace, La.	02	03	04	05	92	83	257	323	0	5	000	35	61	574	36-84	1.3	36	13	18	201	2.2
Lewis, Jann	14	5-6	G	New Orleans, La.	83	85	86	87	110	366	842	435	0	0	000	229	319	718	399	3.6	240	1	50	961	8.7
Lindsey, Brittany	35	6-1	F	Atlanta, Ga.	08	09	10	11	96	435	857	508	1	2	500	163	266	613	202-249	4.7	64	111	81	1034	10.8
Lowry, Mary	11	5-8	G	Bossier City, La.	96	97			63	300	690	435	46	133	346	216	290	745	70-175	3.9	215	12	112	862	13.7
Luckhurst, Nikki	3	5-8	G	Duluth, Ga.	05	06	07	08	113	303	848	357	193	565	342	80	96	833	89-226	2.8	181	11	103	879	7.8
Lymon, Keisha	00	6-3	F	Donaldsonville, La.	02	03			38	36	83	434	0	1	000	22	32	688	32-73	2.8	12	27	10	94	2.5
Magee, Katye	3	5-10	G	Ellisville, Miss.	12	13	14		72	45	144	313	37	119	311	12	14	857	20-23	0.6	17	2	16	139	1.9
Marino, Mary Ann*	35	5-11	F	Metairie, La.	93	95	96	97	121	452	1147	394	111	361	307	219	269	814	202-300	4.1	325	64	187	1234	10.2
McDonald, Brittany	31	6-1	F	Atlanta, Ga.	11	12	13		71	62	147	422	0	1	000	45	49	714	45-91	1.9	28	10	24	159	2.2
McKiver, Teana	32	6-3	C	Buelaville, N.C.	01	02	03		96	487	828	588	2	2	1000	228	409	557	236-398	6.6	99	217	84	1204	12.5
McLemore, Joanna					87				20	6	23	261	0	0	000	6	8	750	0-5	0.3	10	1	3	18	0.9
Modenbach, Jerrye	33	6-0	F	Jefferson, La.	79				16	5	16	313	0	0	000	5	10	500	0-11	0.7	1	0	0	15	0.9
Modenbach, Mary	22	5-8	F	Jefferson, La.	78				14	4	18	222	0	0	000	4	9	444	0-10	0.7	2	0	0	12	0.9
Monroe, Sheila	21	5-10	F	Twin Falls, Idaho	78				5	1	7	143	0	0	000	0	0	000	0	0.0	0	0	0	2	0.4
Montagnino, Jami	11	5-8	G	Baton Rouge, La.	04	05	06	07	114	353	935	378	157	485	324	248	288	861	77-323	3.5	237	15	130	1111	9.7
Moore, Tymeka	22	5-9	G	Houston, Texas	02	03	04	05	89	120	283	424	0	8	000	60	98	612	85-187	3.1	70	36	81	300	3.4
Morris, Jeannie	22	5-4	G	Donaldsonville, La.	76				13	27	0	000	0	0	000	5	0	000	0	0.0	0	0	0	59	4.5
Nadeau, Kelly	12	5-6	G	Hudson, N.H.	01	02	03	04	124	271	733	370	147	464	317	140	182	769	46-240	2.3	346	9	197	829	6.7
Nierman, Patricia	24	5-6	G	Anacortes, Wash	76	77	78		41	111	183	607	0	0	000	39	25	1560	43	1.0	17	0	0	261	6.4
Norris, La'Shanna	24	6-2	F	Joquin, Texas	00				24	17	25	680	0	0	000	8	12	667	15-20	1.5	1	11	5	42	1.8
Nunn, Daniell	20	5-9	G/F	Arlington, Texas	10	11			59	265	476	557	0	7	000	249	371	671	113-181	4.9	92	7	92	779	13.2
Nwokedi, Jennifer	42	6-1	F	Houston, Texas	09	10			45	24	53	453	0	0	000	14	24	583	23-30	1.2	2	16	3	62	1.4
Owens, Susan	12	5-8	G/F	Southfield, Mich	80	81	82	83	109	332	688	483	0	0	000	130	153	850	284	2.6	429	3	50	794	7.3
Palman, Melissa	10	5-4	G	Bethesda, Md.	83	84	85	86	102	101	321	315	0	0	000	105	154	682	129	1.3	84	2	23	307	3.0
Palrang, Melicent	33	6-2	C	Caldwell, Idaho	84	85	86	87	103	179	424	422	0	0	000	141	196	719	340	3.3	49	2	12	499	4.8
Pertuit, Kristi	21	5-6	G	Kenner, La.	92	93	94	95	103	135	368	367	10	30	333	151	199	759	60-96	1.5	121	1	49	431	4.2
Philpots, Dominique	45	6-3	F	Riverdale, Ga.	05	06	07	08	109	164	408	402	0	0	000	64	95	674	118-204	3.0	19	85	32	392	3.6
Rainey, Chasity	32	5-9	F	Casa, Ark.	92	93	94	95	59	74	232	319	45	139	324	38	61	623	34-58	1.6	27	0	23	231	3.9
Reilly, Megan	13/30	5-7	F	New Orleans, La.	78	79			44	135	308	438	0	0	000	86	150	573	208	4.7	43	0	0	356	8.1
Roberson, Fabreca*	22	5-11	F	Heflin, La.	97	98	99	00	124	293	630	465	0	6	000	242	345	701	145-379	4.2	149	31	110	828	6.7
Rusch, Deborah	25	5-7	G	Woodstock, Ga.	91	92	93	94	112	387	1141	339	134	487	275	76	107	710	45-204	2.2	388	18	147	984	8.8
Rogers, Morgan	42	6-3	C	Shreveport, La.	14				16	6	25	240	0	0	000	7	14	500	9-14	1.4	0	1	2	19	1.2
Rust, Angela	42/12	6-3	C	Grafton, Va.	89	90	91	92	109	254	598	425	0	0	000	193	250	772	201-291	4.5	46	90	70	701	6.4
Sands, Jennifer	33	6-0	F	Dallas, Texas	05	06	07		71	222	479	463	19	60	317	93	144	646	88-248	4.7	71	20	48	556	7.8
Scanlon, Kelly	13	5-9	G	Ballston Lake, N.Y.	97	98	00	01	123	130	397	327	82	259	317	75	109	688	38-208	2.0	266	10	71	417	3.4
Shapiro, Lisa	24	5-4	G	Cincinnati, Ohio	76				13	5	0	000	0	0	000	2	0	000	0	0.0	0	0	0	12	0.9
Shaw, Kim	21	6-0	F/C	Brentwood, Mo.	76				13	33	0	000	0	0	000	5	0	000	0	0.0	0	0	0	71	5.5
Shlagman, Sara	22	6-1	C	Washington, D.C.	83	84	85	86	96	314	727	432	0	0	000	138	252	548	605	6.3	17	3	3	766	8.0
Simmons, Courtney	25	5-10	G	Baton Rouge, La.	04	05			32	56	141	397	5	25	200	60	90	667	16-60	2.4	68	3	36	177	5.5
Simpson, Stephanie	55	6-3	C	Lake Charles, La.	92	93	94	95	103	72	201	358	2	4	500	31	47	660	52-116	1.6	27	60	31	177	1.7
Slaton, Kiara	50	6-3	F	Ocean Springs, Miss.	08	09			44	28	67	418	0	0	000	8	14	571	22-58	1.8	5	6	8	64	1.5
Slaughter, Gwen	45	6-2	F	Mamou, La.	99	01	02	03	126	432	843	512	0	1	000	224	386	580	332-630	7.6	185	210	171	1088	8.6
Smith, Melisa	21/11	5-8	G	Mandeville, La.	79				3	1	2	500	0	0	000	0	0	000	0-2	0.7	1	0	0	2	0.7
Smith, Phoebe	43/40	5-10	C	Mandeville, La.	79				23	44	112	393	0	0	000	36	61	590	88	3.8	1	0	0	124	5.4
Snow, Tyria	25	5-8	G	Shreveport, La.	10	11	12	13	118	165	391	422	29	90	322	102	144	708	45-180	1.9	254	17	124	461	3.9
Solomon, Sheri	22	6-0	F	New Orleans, La.	88				12	9	20	450	0	0	000	3	4	750	11	0.9	1	0	1	21	1.8
Staidum, Sasha	24	5-7	G	Houma, La.	06	07	08		78	99	261	379	9	29	310	47	81	580	70-95	2.1	38	6	33	254	3.3
Stokes, Laura	51	6-1	F/C	Sydney, Australia	11				3	2	2	1000	0	0	000	0	0	000	0-1	0.3	1	0	0	4	1.3
Themann, Britt	34	6-1	F	Seattle, Wash.	00	01	02	03	128	284	706	402	174	471	369	157	201	781	88-150	1.9	97	22	54	899	7.0
Thomas, Schandel					89				26	63	142	444	0	0	000	24	42	571	25-66	3.5	52	2	28	150	5.8
Thomas, Tracey	50	6-2	C	Leesville, La.	94	95			12	0	7	000	0	0	000	3	10	300	4-6	0.8	0	0	0	3	0.3
Thomaskutty, Christy	23	5-6	G	Somersville, Ala.	93	94	95	96	118	401	1005	399	295	778	379	270	347	778	69-277	2.9	367	6	172	1367	11.6
Toujouse, Patricia OJ	15	5-8	F	Metairie, La.	78	79	80	81	90	477	1128	423	0	0	000	121	170	712	390	4.3	218	0	0	1075	11.9
Towry, Sharon	13	5-8	F	Rayne, La.	80	81	82	83	93	116	316	367	0	0	000	45	66	682	155	1.7	105	2	13	277	3.0
True, Cheryl	33	5-11	G	Texarkana, Texas	88	89			54	86	244														

# 1,000-Point Club



## 1. GRACE DALEY (1996-2000)

2,259 Points

Year	GP-GS	-----Total-----			----3-Point----			---Free-Throw---			-----Rebounds-----				Ast	TO	Bk	St	Pts	Avg
		FG	FGA	FG%	FG	FGA	Pct	FT	FTA	Pct	Off	Def	Tot	Avg						
1996-97	32-1	143	289	.495	38	85	.447	108	142	.761	63	64	127	4.0	51	81	2	75	432	13.5
1997-98	28-28	193	376	.513	56	152	.368	121	162	.747	57	65	122	4.4	74	107	2	81	563	20.1
1998-99	30-28	184	359	.513	40	123	.325	164	201	.816	66	90	156	5.2	96	95	6	58	572	19.1
1999-2000	32-32	227	465	.488	53	165	.321	145	239	.774	77	112	189	5.9	124	108	8	75	692	21.6
<b>Totals</b>	<b>122-89</b>	<b>747</b>	<b>1489</b>	<b>.502</b>	<b>187</b>	<b>525</b>	<b>.356</b>	<b>578</b>	<b>744</b>	<b>.777</b>	<b>263</b>	<b>331</b>	<b>594</b>	<b>4.9</b>	<b>345</b>	<b>391</b>	<b>18</b>	<b>289</b>	<b>2259</b>	<b>18.5</b>



## 2. STACEY GAUDET (1983-87)

2,080 Points

Year	GP-GS	-----Total-----			----3-Point----			---Free-Throw---			-----Rebounds-----				Ast	TO	Bk	St	Pts	Avg
		FG	FGA	FG%	FG	FGA	Pct	FT	FTA	Pct	Off	Def	Tot	Avg						
1983-84	28-NA	154	371	.415	0	0	.000	107	126	.849	-	-	158	5.6	103	-	-	-	415	14.8
1984-85	28-NA	173	455	.380	0	0	.000	111	134	.828	-	-	181	6.5	71	-	-	-	457	16.3
1985-86	28-28	198	401	.494	0	0	.000	203	242	.839	-	-	166	5.9	101	-	-	-	599	21.4
1986-87	28-28	232	496	.468	0	0	.000	145	201	.721	-	-	215	7.7	100	107	0	50	609	21.8
<b>Totals</b>	<b>112-NA</b>	<b>757</b>	<b>1723</b>	<b>.439</b>	<b>0</b>	<b>0</b>	<b>.000</b>	<b>566</b>	<b>703</b>	<b>.805</b>	<b>-</b>	<b>-</b>	<b>720</b>	<b>6.4</b>	<b>375</b>	<b>-</b>	<b>-</b>	<b>-</b>	<b>2080</b>	<b>18.6</b>



## 3. CARMEN JONES (1986-90)

1,876 Points

Year	GP-GS	-----Total-----			----3-Point----			---Free-Throw---			-----Rebounds-----				Ast	TO	Bk	St	Pts	Avg
		FG	FGA	FG%	FG	FGA	Pct	FT	FTA	Pct	Off	Def	Tot	Avg						
1986-87	28-18	101	214	.472	0	0	.000	37	64	.578	-	-	137	4.9	62	79	2	63	239	8.5
1987-88	28-28	160	329	.486	7	23	.304	83	129	.643	-	-	192	6.9	118	-	1	90	410	14.6
1988-89	27-27	210	411	.511	1	10	.100	116	162	.716	54	119	173	6.4	123	134	6	65	537	19.9
1989-90	28-28	252	664	.380	42	140	.300	144	201	.716	92	150	242	8.6	64	127	1	89	690	24.6
<b>Totals</b>	<b>111-101</b>	<b>723</b>	<b>1618</b>	<b>.447</b>	<b>50</b>	<b>173</b>	<b>.289</b>	<b>380</b>	<b>556</b>	<b>.683</b>	<b>-</b>	<b>-</b>	<b>744</b>	<b>6.7</b>	<b>367</b>	<b>-</b>	<b>10</b>	<b>307</b>	<b>1876</b>	<b>16.9</b>



## 4. KEISHA JOHNSON (1990-94)

1,826 Points

Year	GP-GS	-----Total-----			----3-Point----			---Free-Throw---			-----Rebounds-----				Ast	TO	Bk	St	Pts	Avg
		FG	FGA	FG%	FG	FGA	Pct	FT	FTA	Pct	Off	Def	Tot	Avg						
1990-91	28-27	166	282	.587	0	0	.000	49	109	.450	100	134	234	8.4	20	58	6	36	381	13.6
1991-92	26-24	144	237	.608	0	0	.000	83	147	.565	109	130	239	9.2	10	66	6	54	371	13.4
1992-93	27-26	178	280	.636	0	0	.000	93	172	.541	113	143	256	9.5	20	59	5	49	449	16.6
1993-94	31-31	241	399	.604	0	0	.000	140	225	.622	143	176	319	10.3	22	74	7	83	622	20.1
<b>Totals</b>	<b>112-108</b>	<b>729</b>	<b>1198</b>	<b>.609</b>	<b>0</b>	<b>0</b>	<b>.000</b>	<b>365</b>	<b>653</b>	<b>.559</b>	<b>465</b>	<b>583</b>	<b>1048</b>	<b>9.4</b>	<b>72</b>	<b>257</b>	<b>24</b>	<b>222</b>	<b>1823</b>	<b>16.3</b>



## 5. BARBARA FARRIS (1994-98)

1,729 Points

Year	GP-GS	-----Total-----			----3-Point----			---Free-Throw---			-----Rebounds-----				Ast	TO	Bk	St	Pts	Avg
		FG	FGA	FG%	FG	FGA	Pct	FT	FTA	Pct	Off	Def	Tot	Avg						
1994-95	28-28	161	269	.599	0	1	.000	116	198	.586	92	132	224	8.0	13	75	12	28	438	15.6
1995-96	31-30	178	284	.627	0	0	.000	109	194	.562	111	137	248	8.0	22	76	12	34	465	15.0
1996-97	32-31	170	273	.623	0	0	.000	97	161	.602	85	161	246	7.7	40	80	14	48	437	13.7
1997-98	27-25	151	210	.719	1	1	1.00	86	131	.656	63	158	221	8.2	30	73	9	34	389	14.4
<b>Totals</b>	<b>118-114</b>	<b>660</b>	<b>1036</b>	<b>.637</b>	<b>1</b>	<b>2</b>	<b>.500</b>	<b>408</b>	<b>684</b>	<b>.596</b>	<b>351</b>	<b>588</b>	<b>939</b>	<b>8.0</b>	<b>105</b>	<b>304</b>	<b>47</b>	<b>144</b>	<b>1729</b>	<b>14.7</b>



## 6. JANELL BURSE (1997-2001)

1,625 Points


Year	GP-GS	-----Total-----			----3-Point----			---Free-Throw---			-----Rebounds-----				Ast	TO	Bk	St	Pts	Avg
		FG	FGA	FG%	FG	FGA	Pct	FT	FTA	Pct	Off	Def	Tot	Avg						
1997-98	22-0	37	78	.474	0	0	.000	19	41	.463	29	37	66	3.0	5	23	28	4	93	4.2
1998-99	30-1	133	237	.561	0	0	.000	58	104	.588	65	83	148	5.3	10	42	74	12	324	10.8
1999-00	32-32	233	392	.594	0	0	.000	139	228	.610	145	170	315	9.8	26	58	80	46	605	18.9
2000-01	32-32	233	391	.596	1	1	1.00	136	252	.540	152	190	342	10.7	30	102	66	46	603	18.8
<b>Totals</b>	<b>116-65</b>	<b>636</b>	<b>1098</b>	<b>.579</b>	<b>1</b>	<b>1</b>	<b>1.00</b>	<b>352</b>	<b>625</b>	<b>.563</b>	<b>391</b>	<b>480</b>	<b>871</b>	<b>7.5</b>	<b>71</b>	<b>225</b>	<b>248</b>	<b>108</b>	<b>1625</b>	<b>14.0</b>



## 7. OLIVIA GRAYSON (2009-13)

1,442 Points

Year	GP-GS	-----Total-----			----3-Point----			---Free-Throw---			-----Rebounds-----				Ast	TO	Bk	St	Pts	Avg
		FG	FGA	FG%	FG	FGA	Pct	FT	FTA	Pct	Off	Def	Tot	Avg						
2009-10	33-17	96	256	.375	16	55	.291	67	90	.744	49	102	151	4.6	96	108	14	53	275	8.3
2010-11	34-33	123	354	.347	33	108	.306	91	126	.722	40	153	193	5.7	168	135	12	55	370	10.9
2011-12	34-33	158	433	.365	32	110	.291	122	149	.819	66	134	200	5.9	119	138	14	78	470	13.8
2012-13	33-33	110	306	.359	32	107	.299	75	97	.773	56	150	206	6.2	116	93	17	63	327	9.9
<b>Totals</b>	<b>134-116</b>	<b>487</b>	<b>1349</b>	<b>.361</b>	<b>113</b>	<b>380</b>	<b>.297</b>	<b>355</b>	<b>462</b>	<b>.768</b>	<b>211</b>	<b>539</b>	<b>750</b>	<b>5.6</b>	<b>499</b>	<b>474</b>	<b>57</b>	<b>249</b>	<b>1442</b>	<b>10.8</b>



## 8. DARYL KIMCHE (1980-84)

1,363 Points

Year	GP-GS	-----Total-----			----3-Point----			---Free-Throw---			-----Rebounds-----				Ast	TO	Bk	St	Pts	Avg
		FG	FGA	FG%	FG	FGA	Pct	FT	FTA	Pct	Off	Def	Tot	Avg						
1980-81	21-NA	43	77	.558	0	0	.000	16	17	.941	-	-	19	0.9	28	-	-	-	102	4.9
1981-82	27-22	136	287	.474	0	0	.000	54	78	.692	-	-	103	3.8	52	-	-	-	326	12.1
1982-83	28-27	182	415	.439	0	0	.000	94	133	.707	-	-	133	4.8	113	89	2	23	458	16.4
1983-84	28-NA	173	380	.455	0	0	.000	131	181	.724	-	-	190	6.8	113	-	-	-	477	17.0



## 9. TERRY JOHNSON (1978-81)

1,358 Points

Year	GP-GS	-----Total-----	
------	-------	-----------------	--



# 1,000-Point Club



## 10. CHRISTY THOMASKUTTY (1992-96)

1,331 Points

Year	GP-GS	-----Total-----			----3-Point----			---Free-Throw---			-----Rebounds-----								Pts	Avg
		FG	FGA	FG%	FG	FGA	Pct	FT	FTA	Pct	Off	Def	Tot	Avg	Ast	TO	Bk	St		
1992-93	27-8	80	201	.398	50	138	.362	83	101	.822	13	45	58	2.1	58	60	3	24	293	10.9
1993-94	31-31	124	314	.395	98	245	.400	76	104	.731	29	82	111	3.6	112	62	2	53	422	13.6
1994-95	29-29	105	276	.380	87	223	.390	62	76	.816	20	70	90	3.1	101	77	1	45	359	12.4
1995-96	31-31	74	214	.346	60	172	.349	49	66	.742	7	80	87	2.8	96	69	0	50	257	8.3
Totals	118-99	383	1005	.381	295	778	.379	270	347	.778	69	277	346	2.9	367	268	6	172	1331	11.3



## 11. MARY ANN MARINO (1992-97)

1,234 Points

Year	GP-GS	-----Total-----			----3-Point----			---Free-Throw---			-----Rebounds-----								Pts	Avg
		FG	FGA	FG%	FG	FGA	Pct	FT	FTA	Pct	Off	Def	Tot	Avg	Ast	TO	Bk	St		
1992-93	27-23	106	252	.421	19	60	.317	64	79	.810	49	65	114	4.2	45	67	14	45	295	10.9
1993-94	3-2	14	35	.400	3	6	.500	6	7	.857	10	7	17	5.7	9	8	2	10	37	12.3
1994-95	29-29	119	332	.358	33	103	.320	53	72	.736	56	98	154	5.3	130	86	20	51	324	11.2
1995-96	30-28	99	245	.404	21	83	.253	45	51	.882	46	72	118	3.9	77	92	19	45	264	8.8
1996-97	32-32	114	283	.403	35	109	.321	51	60	.850	41	58	99	3.1	64	68	9	36	314	9.8
Totals	121-114	452	1147	.394	111	361	.307	219	269	.814	202	300	502	126	325	321	64	187	1234	10.2



## 12. TEANA MCKIVER (2000-03)

1,204 Points

Year	GP-GS	-----Total-----			----3-Point----			---Free-Throw---			-----Rebounds-----								Pts	Avg
		FG	FGA	FG%	FG	FGA	Pct	FT	FTA	Pct	Off	Def	Tot	Avg	Ast	TO	Bk	St		
2000-01	32-2	103	189	.545	0	0	.000	52	99	.525	53	115	168	5.3	22	69	58	18	258	8.1
2001-02	35-35	235	377	.623	0	0	.000	104	189	.550	116	144	260	7.4	25	89	79	31	574	16.4
2002-03	29-29	149	262	.569	2	2	1.00	72	121	.595	67	139	206	7.1	52	77	80	35	372	12.8
Totals	96-66	487	828	.588	2	2	1.00	228	409	.557	236	398	634	6.6	99	235	217	84	1204	12.5



## 13. SHERRI FUQUA (1978-82)

1,189 Points

Year	GP-GS	-----Total-----			----3-Point----			---Free-Throw---			-----Rebounds-----								Pts	Avg
		FG	FGA	FG%	FG	FGA	Pct	FT	FTA	Pct	Off	Def	Tot	Avg	Ast	TO	Bk	St		
1978-79	23-NA	108	265	.407	0	0	.000	74	109	.678	-	-	92	4.0	93	-	-	-	290	12.6
1979-80	27-NA	118	248	.475	0	0	.000	45	57	.789	-	-	108	4.0	84	-	-	-	281	10.4
1980-81	28-NA	126	264	.477	0	0	.000	43	55	.782	-	-	79	2.8	127	-	-	-	295	10.5
1981-82	26-23	127	312	.407	0	0	.000	69	82	.842	-	-	104	4.0	76	-	-	-	323	12.4
Totals	104-NA	479	1089	.440	0	0	.000	231	303	.762	-	-	383	3.7	380	-	-	-	1189	11.4



## 14. SARAH GOREE (1998-2002)

1,117 Points


Year	GP-GS	-----Total-----			----3-Point----			---Free-Throw---			-----Rebounds-----								Pts	Avg
		FG	FGA	FG%	FG	FGA	Pct	FT	FTA	Pct	Off	Def	Tot	Avg	Ast	TO	Bk	St		
1998-99	29-9	72	173	.416	23	64	.359	44	54	.815	8	42	50	1.7	55	89	1	22	211	7.3
1999-2000	31-30	96	233	.412	46	111	.414	31	43	.721	10	58	68	2.2	107	99	4	23	269	8.7
2000-01	32-31	106	310	.342	45	121	.372	78	96	.813	21	90	111	3.5	138	102	4	35	335	10.5
2001-02	34-25	100	271	.369	38	128	.297	64	81	.790	9	74	83	2.4	118	112	3	42	302	8.9
Totals	126-95	374	987	.379	152	424	.358	217	274	.792	48	264	312	2.5	418	402	12	122	1117	8.9



## 15. JAMI MONTAGNINO (2003-07)

1,111 Points

Year	GP-GS	-----Total-----			----3-Point----			---Free-Throw---			-----Rebounds-----								Pts	Avg
		FG	FGA	FG%	FG	FGA	Pct	FT	FTA	Pct	Off	Def	Tot	Avg	Ast	TO	Bk	St		
2003-2004	27-10	35	117	.299	21	78	.269	23	37	.622	18	41	59	2.2	30	45	0	12	114	4.2
2004-2005	27-27	64	193	.332	36	111	.324	38	43	.884	7	69	76	2.8	67	55	6	34	202	7.5
2005-2006	27-27	102	268	.381	40	131	.305	80	89	.899	20	98	118	4.4	78	75	5	24	324	12.0
2006-2007	33-33	152	357	.426	60	165	.365	107	119	.899	32	115	147	4.5	62	65	4	60	471	14.3
Totals	114-97	353	935	.378	156	485	.322	248	288	.861	77	323	400	3.5	237	240	15	130	1111	9.8



## 16. GWEN SLAUGHTER (1998-99, 2000-03)

1,088 Points

Year	GP-GS	-----Total-----			----3-Point----			---Free-Throw---			-----Rebounds-----								Pts	Avg
		FG	FGA	FG%	FG	FGA	Pct	FT	FTA	Pct	Off	Def	Tot	Avg	Ast	TO	Bk	St		
1998-99	30-0	73	117	.624	0	0	.000	25	54	.463	44	104	148	4.9	22	32	57	35	171	5.7
2000-01	32-30	124	257	.482	0	0	.000	73	122	.598	87	166	253	7.9	44	63	51	52	321	10.0
2001-02	35-35	136	268	.507	0	1	.000	69	120	.575	99	194	293	8.4	58	58	54	41	341	9.7
2002-03	29-29	99	201	.493	0	0	.000	57	90	.633	102	166	268	9.2	61	55	48	43	255	8.8
Totals	126-94	432	843	.512	0	1	.000	224	386	.580	332	630	962	7.6	185	208	210	171	1088	8.6



## 17. PATRICIA "O.J." TOUJOUSE (1977-81)

1,075 Points

Year	GP-GS	-----Total-----			----3-Point----			---Free-Throw---			-----Rebounds-----								Pts	Avg
		FG	FGA	FG%	FG	FGA	Pct	FT	FTA	Pct	Off	Def	Tot	Avg	Ast	TO	Bk	St		
1977-78	13-NA	45	148	.304	0	0	.000	22	34	.647	-	-	58	4.5	11	-	-	-	112	8.6
1978-79	22-NA	94	257	.366	0	0	.000	24	33	.727	-	-	71	3.2	35	-	-	-	212	9.6
1979-80	27-NA	148	346	.428	0	0	.000	29	39	.744	-	-	132	4.9	59	-	-	-	325	12.0
1980-81	28-NA	190	377	.504	0	0	.000	46	64	.719	-	-	129	4.6	113	-	-	-	426	15.2
Totals	90-NA	477	1128	.423	0	0	.000	121	170	.712	-	-	390	4.3	218	-	-	-	1075	11.9

# 1,000-Point Club



**T18. D'AUNDRA HENRY (2002-05, 2006-07)**

**1,054 Points**

Year	GP-GS	-----Total-----			----3-Point----			---Free-Throw---			-----Rebounds-----				Ast	TO	Bk	St	Pts	Avg
		FG	FGA	FG%	FG	FGA	Pct	FT	FTA	Pct	Off	Def	Tot	Avg						
2002-2003	24-0	29	72	.403	2	4	.500	7	15	.467	13	21	34	1.4	24	36	3	31	67	2.8
2003-2004	28-13	91	208	.438	10	34	.294	55	98	.561	25	53	78	2.8	83	93	12	66	247	8.8
2004-2005	26-26	137	347	.395	24	86	.279	58	80	.725	47	82	129	5.0	103	82	17	72	356	13.7
2006-2007	33-31	146	369	.396	20	72	.278	72	115	.626	32	84	116	3.5	112	83	11	91	384	11.6
<b>Totals</b>	<b>121-70</b>	<b>403</b>	<b>996</b>	<b>.405</b>	<b>56</b>	<b>196</b>	<b>.286</b>	<b>192</b>	<b>308</b>	<b>.623</b>	<b>117</b>	<b>240</b>	<b>357</b>	<b>2.6</b>	<b>322</b>	<b>294</b>	<b>43</b>	<b>260</b>	<b>1054</b>	<b>8.7</b>



**T18. KIM BRYANT (1992-96)**

**1,054 Points**

Year	GP-GS	-----Total-----			----3-Point----			---Free-Throw---			-----Rebounds-----				Ast	TO	Bk	St	Pts	Avg
		FG	FGA	FG%	FG	FGA	Pct	FT	FTA	Pct	Off	Def	Tot	Avg						
1992-93	23-0	29	79	.367	0	0	.000	13	23	.565	20	49	69	3.0	1	21	3	16	71	3.1
1993-94	31-31	144	325	.443	0	0	.000	67	107	.626	96	153	249	8.0	18	56	0	40	355	11.5
1994-95	29-29	156	309	.505	0	1	.000	58	83	.699	52	157	209	7.2	30	60	4	41	370	12.8
1995-96	27-26	114	236	.483	0	2	.000	30	44	.682	50	99	149	5.5	27	48	5	35	258	9.6
<b>Totals</b>	<b>110-86</b>	<b>443</b>	<b>949</b>	<b>.467</b>	<b>0</b>	<b>3</b>	<b>.000</b>	<b>168</b>	<b>257</b>	<b>.654</b>	<b>218</b>	<b>458</b>	<b>676</b>	<b>6.2</b>	<b>76</b>	<b>185</b>	<b>12</b>	<b>132</b>	<b>1054</b>	<b>9.6</b>



**20. LAKETHIA HAMPTON (2001-05)**

**1,053 Points**

Year	GP-GS	-----Total-----			----3-Point----			---Free-Throw---			-----Rebounds-----				Ast	TO	Bk	St	Pts	Avg
		FG	FGA	FG%	FG	FGA	Pct	FT	FTA	Pct	Off	Def	Tot	Avg						
2001-02	31-0	36	99	.364	0	0	.000	40	70	.571	51	61	112	3.6	3	38	0	30	112	3.6
2002-03	29-0	84	162	.519	0	1	.000	37	69	.536	55	58	113	3.9	12	58	3	26	205	7.1
2003-04	28-28	140	299	.468	0	0	.000	93	145	.641	108	118	226	8.1	26	95	11	53	373	13.3
2004-05	22-19	139	279	.498	1	4	.250	84	117	.718	83	76	159	7.2	16	50	5	25	363	16.5
<b>Totals</b>	<b>110-79</b>	<b>399</b>	<b>839</b>	<b>.476</b>	<b>1</b>	<b>5</b>	<b>.200</b>	<b>254</b>	<b>401</b>	<b>.633</b>	<b>297</b>	<b>313</b>	<b>610</b>	<b>5.5</b>	<b>57</b>	<b>251</b>	<b>19</b>	<b>184</b>	<b>1053</b>	<b>9.6</b>



**T21. TIFFANY AIDOO (2007-11)**

**1,047 Points**

Year	GP-GS	-----Total-----			----3-Point----			---Free-Throw---			-----Rebounds-----				Ast	TO	Bk	St	Pts	Avg
		FG	FGA	FG%	FG	FGA	Pct	FT	FTA	Pct	Off	Def	Tot	Avg						
2007-08	30-11	57	166	.343	11	67	.164	29	40	.725	44	42	86	2.9	44	64	1	28	154	5.1
2008-09	32-2	45	147	.306	7	39	.179	39	70	.557	36	28	64	2.0	30	50	1	30	136	4.3
2009-10	33-27	117	249	.470	58	134	.433	39	58	.672	49	81	130	3.9	58	59	5	48	331	10.0
2010-11	34-34	146	356	.410	87	225	.387	47	73	.644	43	101	144	4.2	40	61	4	59	426	12.5
<b>Totals</b>	<b>129-74</b>	<b>365</b>	<b>918</b>	<b>.398</b>	<b>163</b>	<b>465</b>	<b>.351</b>	<b>154</b>	<b>241</b>	<b>.639</b>	<b>172</b>	<b>252</b>	<b>424</b>	<b>3.3</b>	<b>172</b>	<b>234</b>	<b>11</b>	<b>165</b>	<b>1047</b>	<b>8.1</b>



**T21. ASHLEY LANGFORD (2005-09)**

**1,047 Points**

Year	GP-GS	-----Total-----			----3-Point----			---Free-Throw---			-----Rebounds-----				Ast	TO	Bk	St	Pts	Avg
		FG	FGA	FG%	FG	FGA	Pct	FT	FTA	Pct	Off	Def	Tot	Avg						
2005-2006	26-26	69	226	.305	10	46	.217	86	98	.867	20	70	90	3.5	171	81	1	48	233	9.0
2006-2007	33-33	75	219	.342	3	8	.375	91	110	.827	25	90	115	3.5	207	82	2	76	244	7.4
2007-2008	30-30	112	304	.368	18	69	.261	114	134	.851	18	74	92	3.1	160	86	3	51	356	11.9
2008-2009	32-32	58	170	.341	8	23	.348	90	111	.811	16	90	106	3.3	184	81	3	59	214	6.7
<b>Totals</b>	<b>121-121</b>	<b>314</b>	<b>919</b>	<b>.342</b>	<b>39</b>	<b>146</b>	<b>.267</b>	<b>381</b>	<b>453</b>	<b>.841</b>	<b>79</b>	<b>324</b>	<b>403</b>	<b>3.3</b>	<b>722</b>	<b>330</b>	<b>9</b>	<b>234</b>	<b>1047</b>	<b>8.7</b>



**23. BRETT BENZIO (2008-12)**

**1,039 Points**

Year	GP-GS	-----Total-----			----3-Point----			---Free-Throw---			-----Rebounds-----				Ast	TO	Bk	St	Pts	Avg
		FG	FGA	FG%	FG	FGA	Pct	FT	FTA	Pct	Off	Def	Tot	Avg						
2008-09	32-28	108	231	.468	0	0	.000	59	93	.634	82	214	296	9.3	45	52	47	32	275	8.6
2009-10	28-22	83	160	.519	0	0	.000	44	66	.667	66	134	200	7.1	31	43	34	13	210	7.5
2010-11	32-21	94	181	.519	0	0	.000	45	70	.643	81	155	236	7.4	28	44	75	21	233	7.3
2011-12	34-34	133	251	.530	0	0	.000	55	107	.514	88	221	309	9.1	43	53	73	26	321	9.4
<b>Totals</b>	<b>126-105</b>	<b>418</b>	<b>823</b>	<b>.508</b>	<b>0</b>	<b>0</b>	<b>.000</b>	<b>203</b>	<b>336</b>	<b>.604</b>	<b>317</b>	<b>724</b>	<b>1041</b>	<b>8.3</b>	<b>147</b>	<b>192</b>	<b>229</b>	<b>92</b>	<b>1039</b>	<b>8.2</b>



**24. BRITTANY LINDSEY (2007-11)**

**1,034 Points**

Year	GP-GS	-----Total-----			----3-Point----			---Free-Throw---			-----Rebounds-----				Ast	TO	Bk	St	Pts	Avg
		FG	FGA	FG%	FG	FGA	Pct	FT	FTA	Pct	Off	Def	Tot	Avg						
2007-08	30-28	127	252	.504	1	1	1.000	37	61	.607	84	90	174	5.8	13	38	35	24	292	9.7
2008-09	32-30	161	333	.483	0	1	.000	56	103	.544	67	79	146	4.6	30	55	33	28	378	11.8
2009-10	6-6	28	54	.519	0	0	.000	13	22	.591	11	13	24	4.0	5	7	6	5	69	11.5
2010-11	28-10	119	218	.546	0	0	.000	57	80	.713	40	67	107	3.8	16	38	37	24	295	10.5
<b>Totals</b>	<b>96-74</b>	<b>435</b>	<b>857</b>	<b>.508</b>	<b>1</b>	<b>2</b>	<b>.500</b>	<b>163</b>	<b>266</b>	<b>.613</b>	<b>202</b>	<b>249</b>	<b>451</b>	<b>4.7</b>	<b>64</b>	<b>138</b>	<b>111</b>	<b>81</b>	<b>1034</b>	<b>10.8</b>



**25. MONICA DOVE (1984-88)**

**1,020 Points**

Year	GP-GS	-----Total-----			----3-Point----			---Free-Throw---			-----Rebounds-----				Ast	TO	Bk	St	Pts	Avg
		FG	FGA	FG%	FG	FGA	Pct	FT	FTA	Pct	Off	Def	Tot	Avg						
1984-85	26-NA	23	67	.343	0	0	.000	16	35	.457	-	-	38	1.5	9	-	-	-	62	2.4
1985-86	28-NA	101	244	.414	0	0	.000	63	96	.656	-	-	156	5.6	35	-	-	-	265	9.5
1986-87	28-20	128	316	.405	0	0	.000	58	90	.644	-	-	172	6.1	27	87	0	26	314	11.2
1987-88	27-NA	157	387	.406	1	4	.250	64	99	.647	-	-	160	5.9	35	-	1	27	379	14.0
Totals	109-NA	409	1014	.403	1	4	.250	201	320	.628	-	-	526	4.8	106	-	-	-	1020	9.4



## POINTS

1. 2259	Grace Daley .....	1996-2000
2. 2080	Stacey Gaudet .....	1983-87
3. 1876	Carmen Jones .....	1987-90
4. 1823	Keisha Johnson .....	1990-94
5. 1729	Barbara Farris .....	1994-98
6. 1625	Janell Burse .....	1997-2001
7. 1442	Olivia Grayson .....	2009-13
8. 1363	Daryl Kimche .....	1980-84
9. 1357	Terry Johnson .....	1978-81
10. 1331	Christy Thomaskutty .....	1992-96

## POINTS PER GAME

1. 18.6	Stacey Gaudet (112 games) ..	1983-87
2. 18.5	Grace Daley (122 games) ..	1996-2000
3. 18.1	Terry Johnson (75 games) .....	1978-81
4. 16.9	Carmen Jones (111 games) ...	1986-90
5. 16.3	Keisha Johnson (112 games) ..	1990-94
6. 16.1	Evenda Barnes (54 games) ...	1987-89
7. 14.7	Barbara Farris (118 games) ...	1994-98
8. 14.0	Janell Burse (116 games) .....	1997-01
9. 13.7	Mary Lowry (63 games) .....	1995-97
10. 13.2	Danielle Nunn (59 games) .....	2009-11

## FIELD GOALS MADE

1. 757	Stacey Gaudet .....	1983-87
2. 747	Grace Daley .....	1996-2000
3. 729	Keisha Johnson .....	1990-94
4. 723	Carmen Jones .....	1986-90
5. 660	Barbara Farris .....	1994-98
6. 636	Janell Burse .....	1997-2001
7. 534	Daryl Kimche .....	1980-84
8. 533	Terry Johnson .....	1978-81
9. 487	Olivia Grayson .....	2009-13
487	Teana McKiver .....	2000-03

## FIELD GOALS ATTEMPTED

1. 1723	Stacey Gaudet .....	1983-87
2. 1618	Carmen Jones .....	1986-90
3. 1489	Grace Daley .....	1996-2000
4. 1349	Olivia Grayson .....	2009-13
5. 1198	Keisha Johnson .....	1990-94
6. 1159	Daryl Kimche .....	1980-84
7. 1147	Mary Ann Marino* .....	1992-97
8. 1141	Deborah Rusch .....	1990-94
9. 1128	Patricia Toujouse .....	1977-81
10. 1099	Terry Johnson .....	1978-81

## FIELD GOAL PERCENTAGE (Min. 225 Made)

1. .637	Barbara Farris (660-1036) .....	1994-98
2. .609	Keisha Johnson (729-1198) ...	1990-94
3. .588	Teana McKiver (487-828) .....	2000-03
4. .579	Janell Burse (636-1098) .....	1997-01
5. .560	Marion Williams (299-534) .....	1994-98
6. .557	Danielle Nunn (265-476) .....	2009-11
7. .550	Evenda Barnes (363-660) .....	1987-89
8. .532	<b>Tiffany Dale (290-545) .....</b>	<b>2011-P</b>
9. .512	Gwen Slaughter (432-843) ..	98-99,00-03
10. .508	Brett Benzio (418-823) .....	2008-12

## 3-POINTERS MADE

1. 295	Christy Thomaskutty .....	1992-96
2. 193	Nikki Luckhurst .....	2004-08
3. 187	Grace Daley .....	1996-2000
4. 179	<b>Danielle Blagg .....</b>	<b>2011-P</b>
5. 174	Britt Themann .....	1999-2003
6. 163	Tiffany Aidoo .....	2007-11
7. 157	Jami Montagnino .....	2003-07
8. 152	Sarah Goree .....	1998-2002
9. 147	Kelly Nadeau .....	2000-04
10. 134	Deborah Rusch .....	1990-94



*Grace Daley concluded her Green Wave career as the school's all-time leader in points and free throws, while ranking second in points per game, field goals and steals, third in 3-pointers, fifth in 3-point field goal percentage, seventh in field goal percentage, and ninth in free throw percentage*

## 3-POINTERS ATTEMPTED

1. 778	Christy Thomaskutty .....	1992-96
2. 565	Nikki Luckhurst .....	2004-08
3. 525	Grace Daley .....	1996-2000
4. 520	<b>Danielle Blagg .....</b>	<b>2011-P</b>
5. 487	Deborah Rusch .....	1990-94
6. 485	Jami Montagnino .....	2003-07
7. 471	Britt Themann .....	1999-2003
8. 465	Tiffany Aidoo .....	2007-11
9. 464	Kelly Nadeau .....	2000-04
10. 424	Sarah Goree .....	1998-2002

## 3-POINT FIELD GOAL PCT (Min. 50 Made)

1. .379	Christy Thomaskutty (295-778) ..	1992-96
2. .369	Britt Themann (174-471) ....	1999-2003
3. .365	Indira Kaljo (109-299) .....	2008-10
4. .358	Sarah Goree (152-424) .....	1998-2002
5. .356	Grace Daley (187-525) .....	1996-2000
6. .354	Kristen Koch (57-161) .....	1995-99
7. .351	Tiffany Aidoo (163-465) .....	2007-11
8. .344	<b>Danielle Blagg (179-520) .....</b>	<b>2011-P</b>
9. .342	Nikki Luckhurst (193-565) .....	2004-08
10. .333	Megan Valicevic (53-159) .....	2005-09

## FREE THROWS MADE

1. 578	Grace Daley .....	1996-2000
2. 566	Stacey Gaudet .....	1983-87
3. 408	Barbara Farris .....	1994-98
4. 380	Ashley Langford .....	2005-09
380	Carmen Jones .....	1986-90
6. 365	Keisha Johnson .....	1990-94
7. 355	Olivia Grayson .....	2009-13
8. 352	Janell Burse .....	1997-2001
9. 295	Daryl Kimche .....	1980-84
10. 291	Terry Johnson .....	1978-81

## FREE THROWS ATTEMPTED

1. 744	Grace Daley .....	1996-2000
2. 703	Stacey Gaudet .....	1983-87
3. 684	Barbara Farris .....	1994-98
4. 653	Keisha Johnson .....	1990-94
5. 625	Janell Burse .....	1997-2001
6. 556	Carmen Jones .....	1986-90
7. 462	Olivia Grayson .....	2009-13
8. 453	Ashley Langford .....	2005-09
9. 423	Terry Johnson .....	1978-81
10. 409	Teana McKiver .....	2000-03
409	Daryl Kimche .....	1980-84

## FREE THROW PERCENTAGE (Min. 100 made)

1. .861	Jami Montagnino (248-288) ...	2003-07
2. .850	Susan Owens (130-153) .....	1979-83
3. .839	Ashley Langford (380-453) ....	2005-09
4. .814	Mary Ann Marino* (219-269) ..	1992-97
5. .805	Stacey Gaudet (566-703) .....	1983-87
6. .792	Sarah Goree (217-274) .....	1998-2002
7. .781	Britt Themann (157-201) ....	1999-2003
8. .778	Christy Thomaskutty (270-347) ..	1992-96
9. .777	Grace Daley (578-744) .....	1996-2000
10. .772	Angela Rust (193-250) .....	1988-92

## REBOUNDS

1. 1,048	Keisha Johnson .....	1990-94
2. 1,041	Brett Benzio .....	2008-P
3. 962	Gwen Slaughter .....	98-99,00-03
4. 939	Barbara Farris .....	1994-98
5. 881	Janell Burse .....	1997-2001
6. 750	Olivia Grayson .....	2009-13
7. 744	Carmen Jones .....	1986-90
8. 720	Stacey Gaudet .....	1983-87
9. 676	Kim Bryant .....	1992-96
10. 634	Teana McKiver .....	2000-03

## OFFENSIVE REBOUNDS

1. 465	Keisha Johnson .....	1990-94
2. 391	Janell Burse .....	1997-2001
3. 351	Barbara Farris .....	1994-98
4. 332	Gwen Slaughter .....	98-99,00-03
5. 317	Brett Benzio .....	2008-12
6. 297	Lakethia Hampton .....	2001-05
7. 263	Grace Daley .....	1996-2000
8. 254	Alendra Brown .....	2004-08
9. 237	<b>Adesuwu Ebomwonyi .....</b>	<b>2011-P</b>
10. 236	Teana McKiver .....	2000-03



*Christy Thomaskutty set Tulane career marks for 3-pointers made (295), 3-pointers attempted (778) and 3-point percentage (.379) from 1992-96.*



# Career Records

## DEFENSIVE REBOUNDS

1. 724	Brett Benzio .....	2008-12
2. 630	Gwen Slaughter .....	98-99,00-03
3. 598	Carmen Jones .....	1986-90
4. 588	Barbara Farris .....	1994-98
5. 583	Keisha Johnson .....	1990-94
6. 539	Olivia Grayson .....	2009-13
7. 490	Janell Burse .....	1997-2001
8. 458	Kim Bryant .....	1992-96
9. 398	Teana McKiver .....	2000-03
10. 379	Fabrecia Roberson .....	1995-2000

## REBOUNDS PER GAME (Min. 50 Games)

1. 9.4	Keisha Johnson (112 games) .....	1990-94
2. 8.6	Evenda Barnes (54 games) .....	1987-89
3. 8.3	Brett Benzio (124 games) .....	2008-P
4. 8.0	Barbara Farris (118 games) .....	1994-98
5. 7.9	Terry Johnson (75 games) .....	1978-81
6. 7.6	Gwen Slaughter (126 games) .....	98-99,00-03
7. 7.6	Janell Burse (116 games) .....	1997-2001
8. 6.7	Carmen Jones (111 games) .....	1986-90
9. 6.6	Teana McKiver (96 games) .....	2000-03
10. 6.4	Stacey Gaudet (112 games) .....	1983-87

## ASSISTS

1. 722	Ashley Langford .....	2005-09
2. 499	Olivia Grayson .....	2009-13
3. 432	<b>Jamie Kaplan</b> .....	<b>2011-P</b>
4. 429	Susan Owens .....	1978-83
5. 418	Sarah Goree .....	1998-2002
6. 388	Roma Coleman .....	1991-95
388	Deborah Rusch .....	1990-94
8. 380	Sherri Fuqua .....	1978-82
9. 377	Roshaunda Barnes .....	2007-11
10. 367	Christy Thomaskutty .....	1992-96
367	Carmen Jones .....	1986-90

## ASSISTS PER GAME

1. 6.0	Ashley Langford (121 games) .....	2005-09
2. 4.4	<b>Jamie Kaplan (98 games) .....</b>	<b>2011-P</b>
3. 4.1	Carla Weigel (54 games) .....	1987-89
4. 3.9	Susan Owens (100 games) .....	1979-83
5. 3.7	Olivia Grayson (134 games) .....	2009-13
6. 3.7	Sherri Fuqua (104 games) .....	1978-82
7. 3.5	Deborah Rusch (112 games) .....	1990-94
8. 3.4	Roma Coleman (113 games) .....	1991-95
9. 3.4	Mary Lowry (63 games) .....	1995-97
10. 3.3	Sarah Goree (126 games) .....	1998-2002

## BLOCKS

1. 248	Janell Burse .....	1997-2001
2. 229	Brett Benzio .....	2008-12
3. 217	Teana McKiver .....	2000-03
4. 210	Gwen Slaughter .....	98-99,00-03
5. 120	<b>Tiffany Dale</b> .....	<b>2011-P</b>
6. 111	Brittany Lindsey .....	2007-11
7. 90	Angela Rust .....	1988-92
8. 85	Dominique Philpots .....	2004-08
9. 64	Mary Ann Marino* .....	1992-97
10. 60	Stephanie Simpson .....	1991-95

## BLOCKS PER GAME

1. 2.3	Teana McKiver (96 games) .....	2000-03
2. 2.1	Janell Burse (116 games) .....	1997-01
3. 1.8	Brett Benzio (126 games) .....	2008-12
4. 1.7	Gwen Slaughter (126 games) .....	98-99,00-03
5. 1.3	<b>Tiffany Dale (94 games) .....</b>	<b>2011-P</b>
6. 1.2	Brittany Lindsey (96 games) .....	2007-11
7. 0.8	Angela Rust (109 games) .....	1988-92
8. 0.8	Dominique Philpots (109 games) .....	2004-08
9. 0.6	Stephanie Simpson (103 games) .....	1991-95
10. 0.5	Mary Ann Marino* (121 games) .....	1992-97



One of two players in Tulane history to surpass the 1,000-rebound mark, Keisha Johnson holds Green Wave career records with 1,048 rebounds and 9.4 rebounds per game.

## STEALS

1. 315	Carmen Jones .....	1986-90
2. 289	Grace Daley .....	1996-2000
3. 260	D'Aundra Henry .....	02-05,06-07
4. 249	Olivia Grayson .....	2009-13
5. 234	Ashley Langford .....	2005-09
6. 231	Roshaunda Barnes .....	2007-11
7. 222	Keisha Johnson .....	1990-94
8. 211	Chassity Brown .....	2006-10
9. 197	Kelly Nadeau .....	2000-04
10. 187	Mary Ann Marino* .....	1992-97

## STEALS PER GAME

1. 2.8	Carmen Jones (111 games) .....	1986-00
2. 2.4	Carla Weigel (54 games) .....	1987-89
3. 2.4	Grace Daley (122 games) .....	1996-2000
4. 2.3	D'Aundra Henry (111 games) .....	02-05,06-07
5. 2.0	Roshaunda Barnes (15 games) .....	2007-11
6. 2.0	Keisha Johnson (112 games) .....	1990-94
7. 1.9	Chassity Brown (109 games) .....	2006-10
8. 1.9	Ashley Langford (121 games) .....	2005-09
9. 1.9	Olivia Grayson (134 games) .....	2009-13
10. 1.8	Evenda Barnes (54 games) .....	1987-89

## MINUTES

1. 4162	Ashley Langford .....	2005-09
2. 4121	Olivia Grayson .....	2009-13
3. 3688	Christy Thomaskutty .....	1992-96
4. 3420	Brett Benzio .....	2008-12
5. 3418	Keisha Johnson .....	1990-94
6. 3342	Grace Daley .....	1996-2000
7. 3326	Mary Ann Marino* .....	1992-97
8. 3293	Barbara Farris .....	1994-98
9. 3286	Sarah Goree .....	1998-2002
10. 3150	Jami Montagnino .....	2003-07

## MINUTES PER GAME

1. 34.4	Ashley Langford (121 games) .....	2005-09
2. 31.3	Christy Thomaskutty (118 games) .....	1992-96
3. 30.8	Olivia Grayson (101 games) .....	2009-P
4. 30.6	Mary Lowry (63 games) .....	1995-97
5. 30.5	Keisha Johnson (112 games) .....	1990-94
6. 28.8	Danielle Nunn (59 games) .....	2009-11
7. 27.9	Barbara Farris (118 games) .....	1994-98
8. 27.9	Deborah Rusch (112 games) .....	1990-94
9. 27.6	Jami Montagnino (114 games) .....	2003-07
10. 27.5	Mary Ann Marino* (121 games) .....	1992-97


## GAMES PLAYED

1. 134	Olivia Grayson .....	2009-13
2. 129	Tiffany Aidoo .....	2007-11
3. 128	Britt Themann .....	1999-2003
4. 126	Brett Benzio .....	2008-12
126	Gwen Slaughter .....	98-99,00-03
126	Sarah Goree .....	1998-2002
7. 124	Kelly Nadeau .....	2000-04
124	Tiffany Wilson .....	2000-04
124	Fabrecia Roberson .....	1995-2000
10. 123	Kelly Scanlon .....	96-98,99-01

## GAMES STARTED

1. 119	Ashley Langford .....	2005-09
2. 116	Olivia Grayson .....	2009-13
3. 114	Barbara Farris .....	1994-98
114	Mary Ann Marino* .....	1992-97
5. 108	Keisha Johnson .....	1990-94
6. 105	Brett Benzio .....	2008-12
7. 101	Carmen Jones .....	1986-90
8. 99	Christy Thomaskutty .....	1992-96
9. 97	Jami Montagnino .....	2003-07
10. 95	Sarah Goree .....	1998-2002

\*received medical redshirt in 1993-94



Carmen Jones stands as Tulane's all-time steals leader with 315 thefts and a 2.8 steals-per-game average during her career from 1986-90.



# Single-Season Records

## POINTS

1. 692	Grace Daley .....	1999-2000
2. 690	Carmen Jones .....	1989-90
3. 622	Keisha Johnson .....	1993-94
4. 609	Stacey Gaudet .....	1986-87
5. 605	Janell Burse .....	1999-2000
6. 603	Janell Burse .....	2000-01
7. 599	Stacey Gaudet .....	1985-86
8. 574	Teana McKiver .....	2001-02
9. 572	Grace Daley .....	1998-99
10. 564	Evenda Barnes .....	1988-89

## POINTS PER GAME

1. 24.6	Carmen Jones .....	1989-90
2. 21.8	Stacey Gaudet .....	1986-87
3. 21.6	Grace Daley .....	1999-2000
4. 21.4	Stacey Gaudet .....	1985-86
5. 20.9	Evenda Barnes .....	1988-89
6. 20.3	Terry Johnson .....	1979-80
7. 20.1	Grace Daley .....	1997-98
8. 20.1	Keisha Johnson .....	1993-94
9. 19.9	Carmen Jones .....	1988-89
10. 19.1	Grace Daley .....	1998-99

## FIELD GOALS MADE

1. 252	Carmen Jones .....	1989-90
2. 241	Keisha Johnson .....	1993-94
3. 238	Evenda Barnes .....	1988-89
4. 235	Teana McKiver .....	2001-02
5. 233	Janell Burse .....	2000-01
233	Janell Burse .....	1999-2000
7. 232	Stacey Gaudet .....	1986-87
8. 227	Grace Daley .....	1999-2000
9. 218	Terry Johnson .....	1979-80
10. 210	Carmen Jones .....	1988-89

## FIELD GOALS ATTEMPTED

1. 664	Carmen Jones .....	1989-90
2. 496	Stacey Gaudet .....	1986-87
3. 465	Grace Daley .....	1999-2000
4. 455	Stacey Gaudet .....	1984-85
5. 433	Olivia Grayson .....	2011-12
6. 428	Terry Johnson .....	1979-80
7. 421	Roshaunda Barnes .....	2010-11
8. 418	Evenda Barnes .....	1988-89
9. 415	Daryl Kimche .....	1982-83
10. 411	Carmen Jones .....	1988-89

## FIELD GOAL PERCENTAGE

1. .719	Barbara Farris (151-210) .....	1997-98
2. .671	Marion Williams (104-155) .....	1996-97
3. .636	Keisha Johnson (178-280) .....	1992-93
4. .627	Barbara Farris (178-284) .....	1995-96
5. .623	Teana McKiver (235-377) .....	2001-02
6. .623	Barbara Farris (170-273) .....	1996-97
7. .608	Keisha Johnson (144-237) .....	1991-92
8. .604	Keisha Johnson (241-399) .....	1993-94
9. .599	Barbara Farris (161-269) .....	1994-95
10. .596	Janell Burse (233-391) .....	2000-01

## 3-POINTERS MADE

1. 98	Christy Thomaskutty .....	1993-94
2. 87	Tiffany Aidoo .....	2010-11
87	Christy Thomaskutty .....	1994-95
4. 69	Nikki Luckhurst .....	2005-06
5. 66	Indira Kaljo .....	2008-09
6. 64	<b>Danielle Blagg</b> .....	<b>2012-13</b>
7. 62	Nikki Luckhurst .....	2007-08
8. 61	<b>Danielle Blagg</b> .....	<b>2013-14</b>
9. 60	Jami Montagnino .....	2006-07
60	Christy Thomaskutty .....	1995-96



Janell Burse set Tulane single-season records in rebounds and rebounds per game with 342 and 10.7, respectively, as a senior in 2000-01.

## 3-POINTERS ATTEMPTED

1. 245	Christy Thomaskutty .....	1993-94
2. 225	Tiffany Aidoo .....	2010-11
3. 223	Christy Thomaskutty .....	1994-95
4. 197	Nikki Luckhurst .....	2005-06
5. 183	<b>Danielle Blagg</b> .....	<b>2012-13</b>
6. 182	<b>Danielle Blagg</b> .....	<b>2011-12</b>
7. 177	Kelly Nadeau .....	2003-04
8. 175	Nikki Luckhurst .....	2007-08
9. 172	Christy Thomaskutty .....	1995-96
10. 165	Jami Montagnino .....	2006-07
165	Grace Daley .....	1999-2000

## 3-POINT FIELD GOAL PERCENTAGE

1. .433	Tiffany Aidoo (58-134) .....	2009-10
2. .420	Indira Kaljo (66-157) .....	2008-09
3. .414	Sarah Goree (46-111) .....	1999-2000
4. .400	Christy Thomaskutty (98-245) .....	1993-94
5. .394	<b>Danielle Blagg (61-155)</b> .....	<b>2013-14</b>
5. .390	Christy Thomaskutty (87-223) .....	1994-95
6. .387	Tiffany Aidoo (87-225) .....	2010-11
7. .377	Britt Themann (43-114) .....	1999-2000
8. .376	Kelly Nadeau (44-117) .....	2002-03
9. .376	Muci Harris (47-125) .....	2002-03

## FREE THROWS MADE

1. 203	Stacey Gaudet .....	1985-86
2. 185	Grace Daley .....	1999-2000
3. 164	Grace Daley .....	1998-99
4. 145	Stacey Gaudet .....	1986-87
5. 144	Carmen Jones .....	1989-90
6. 140	Keisha Johnson .....	1993-94
7. 139	Janell Burse .....	1999-2000
8. 136	Janell Burse .....	2000-01
9. 131	Daryl Kimche .....	1983-84
10. 127	Danielle Nunn .....	2009-10

## FREE THROWS ATTEMPTED

1. 252	Janell Burse .....	2000-01
2. 242	Stacey Gaudet .....	1985-86
3. 239	Grace Daley .....	1999-2000

4. 228	Janell Burse .....	1999-2000
5. 225	Keisha Johnson .....	1993-94
6. 201	Grace Daley .....	1998-99
201	Carmen Jones .....	1989-90
201	Stacey Gaudet .....	1986-87
9. 198	Barbara Farris .....	1994-95
10. 194	Barbara Farris .....	1995-96

## FREE THROW PERCENTAGE

1. .899	Jami Montagnino (107-119) .....	2006-07
2. .899	Jami Montagnino (80-89) .....	2005-06
3. .867	Ashley Langford (85-98) .....	2005-06
4. .851	Ashley Langford (114-134) .....	2007-08
5. .850	Mary Ann Marino (51-60) .....	1996-97
6. .849	Stacey Gaudet (107-126) .....	1983-84
7. .845	Kristen Koch (60-71) .....	1998-99
8. .841	Sherri Fuqua (69-82) .....	1981-82
9. .839	Stacey Gaudet (203-242) .....	1985-86
10. .828	Stacey Gaudet (111-134) .....	1984-85

## REBOUNDS

1. 342	Janell Burse .....	2000-01
2. 319	Keisha Johnson .....	1993-94
3. 315	Janell Burse .....	1999-2000
4. 309	Brett Benzio .....	2011-12
5. 296	Brett Benzio .....	2008-09
6. 293	Gwen Slaughter .....	2001-02
7. 268	Gwen Slaughter .....	2002-03
8. 261	Evenda Barnes .....	1988-89
9. 260	Teana McKiver .....	2001-02
10. 256	Keisha Johnson .....	1992-93

## OFFENSIVE REBOUNDS

1. 152	Janell Burse .....	2000-01
2. 145	Janell Burse .....	1999-2000
3. 143	Keisha Johnson .....	1993-94
4. 116	Teana McKiver .....	2001-02
5. 113	Keisha Johnson .....	1992-93
6. 111	Barbara Farris .....	1995-96
7. 109	Keisha Johnson .....	1991-92
8. 108	Lakethia Hampton .....	2003-04
9. 103	<b>Adesuwa Ebomwonyi</b> .....	<b>2013-14</b>
10. 102	Gwen Slaughter .....	2002-03
102	Evenda Barnes .....	1988-89



Tiffany Aidoo set a Tulane record by hitting 43.3 percent of her 3-pointers (58-of-134) during the 2009-10 season.

# Single-Season Records

## DEFENSIVE REBOUNDS

1.	221	Brett Benzio	.....2011-12
2.	214	Brett Benzio	.....2008-09
3.	194	Gwen Slaughter	.....2001-02
4.	190	Janell Burse	.....2000-01
5.	176	Keisha Johnson	.....1993-94
6.	170	Janell Burse	.....1999-2000
7.	166	Gwen Slaughter	.....2002-03
	166	Gwen Slaughter	.....2000-01
9.	161	Barbara Farris	.....1996-97
10.	159	Evenda Barnes	.....1988-89

## REBOUNDS PER GAME

1.	10.7	Janell Burse (32 games)	.....2000-01
2.	10.3	Keisha Johnson (31 games)	.....1993-94
3.	9.8	Janell Burse (32 games)	.....1999-2000
4.	9.7	Sara Shlagman (22 games)	.....1985-86
5.	9.7	Evenda Barnes (27 games)	.....1988-89
6.	9.5	Keisha Johnson (27 games)	.....1992-93
7.	9.3	Brett Benzio (32 games)	.....2008-09
8.	9.2	Gwen Slaughter (29 games)	.....2002-03
9.	9.2	Keisha Johnson (26 games)	.....1991-92
10.	9.2	Terry Johnson (27 games)	.....1979-80

## ASSISTS

1.	209	Jamie Kaplan	.....2013-14
2.	207	Ashley Langford	.....2006-07
3.	184	Ashley Langford	.....2008-09
4.	171	Ashley Langford	.....2005-06
5.	168	Olivia Grayson	.....2010-11
6.	165	Roshaunda Barnes	.....2010-11
7.	160	Ashley Langford	.....2007-08
8.	145	Jamie Kaplan	.....2012-13
9.	139	Roshaunda Barnes	.....2009-10
	139	Susan Owens	.....1982-83

## ASSISTS PER GAME

1.	6.7	Jamie Kaplan (31 games)	.....2013-14
2.	6.6	Ashley Langford (26 games)	.....2005-06
3.	6.3	Ashley Langford (33 games)	.....2006-07
4.	5.8	Ashley Langford (32 games)	.....2008-09
5.	5.3	Ashley Langford (30 games)	.....2007-08
6.	5.0	Susan Owens (28 games)	.....1982-83
7.	5.0	Deborah Rusch (27 games)	.....1990-91
8.	4.9	Olivia Grayson (34 games)	.....2010-11
9.	4.9	Roshaunda Barnes (34 games)	.....2010-11
10.	4.6	Carmen Jones (27 games)	.....1988-89

## BLOCKS

1.	80	Teana McKiver	.....2002-03
	80	Janell Burse	.....1999-2000
3.	79	Teana McKiver	.....2001-02
4.	75	Brett Benzio	.....2010-11
5.	74	Janell Burse	.....1998-99
6.	73	Brett Benzio	.....2011-12
7.	66	Janell Burse	.....2000-01
8.	58	Teana McKiver	.....2000-01
9.	57	Gwen Slaughter	.....1998-99
10.	54	Gwen Slaughter	.....2001-02

## BLOCKS PER GAME

1.	2.8	Teana McKiver (29 games)	.....2002-03
2.	2.5	Janell Burse (32 games)	.....1999-2000
3.	2.5	Janell Burse (30 games)	.....1998-99
4.	2.3	Brett Benzio (34 games)	.....2010-11
5.	2.3	Teana McKiver (35 games)	.....2001-02
6.	2.1	Brett Benzio (34 games)	.....2011-12
7.	2.1	Janell Burse (32 games)	.....2000-01
8.	1.9	Gwen Slaughter (30 games)	.....1998-99
9.	1.8	Teana McKiver (32 games)	.....2000-01
10.	1.7	Angela Rust (28 games)	.....1990-91

## STEALS

1.	102	Roshaunda Barnes	.....2010-11
2.	98	Carmen Jones	.....1987-88
3.	91	D'Aundra Henry	.....2006-07
4.	90	Roshaunda Barnes	.....2009-10
5.	89	Carmen Jones	.....1989-90
6.	85	Chassity Brown	.....2009-10
7.	83	Keisha Johnson	.....1993-94
8.	81	Grace Daley	.....1997-98
9.	78	Olivia Grayson	.....2011-12
10.	76	Ashley Langford	.....2006-07

## STEALS PER GAME

1.	3.5	Carmen Jones (28 games)	.....1987-88
2.	3.2	Carmen Jones (28 games)	.....1989-90
3.	3.0	Roshaunda Barnes (34 games)	.....2010-11
4.	2.9	Grace Daley (28 games)	.....1997-98
5.	2.8	Carla Weigel (26 games)	.....1988-89
6.	2.8	D'Aundra Henry (26 games)	.....2004-05
7.	2.8	D'Aundra Henry (33 games)	.....2006-07
8.	2.7	Chassity Brown (31 games)	.....2009-10
9.	2.7	Roshaunda Barnes (33 games)	.....2009-10
10.	2.7	Keisha Johnson (31 games)	.....1993-94

## MINUTES

1.	1168	Olivia Grayson	.....2010-11
2.	1119	Roshaunda Barnes	.....2010-11
3.	1101	Ashley Langford	.....2006-07
4.	1093	Tiffany Aidoo	.....2010-11
5.	1087	Stacey Gaudet	.....1986-87
6.	1069	Carmen Jones	.....1989-90
7.	1068	Olivia Grayson	.....2011-12
8.	1057	Ashley Langford	.....2007-08
9.	1047	Christy Thomaskutty	.....1995-96
10.	1033	Christy Thomaskutty	.....1993-94

## MINUTES PER GAME

1.	38.8	Stacey Gaudet (28 games)	.....1986-87
2.	38.4	Ashley Langford (26 games)	.....2005-06
3.	38.2	Carmen Jones (28 games)	.....1989-90
4.	35.7	Carmen Jones (27 games)	.....1988-89
5.	35.2	Ashley Langford (30 games)	.....2007-08
6.	34.8	Christy Thomaskutty (29 games)	.....1994-95
7.	34.7	D'Aundra Henry (26 games)	.....2004-05
8.	34.5	Jami Montagnino (27 games)	.....2005-06
9.	34.4	Olivia Grayson (34 games)	.....2010-11
10.	34.3	Carla Weigel (26 games)	.....1988-89

## GAMES PLAYED

1.	35	Kaisha Lymon	.....2001-02
	35	Teana McKiver	.....2001-02
	35	Kelly Nadeau	.....2001-02
	35	Gwen Slaughter	.....2001-02
	35	Britt Themann	.....2001-02
	35	Tiffany Wilson	.....2001-02
7.	34	Brett Benzio	.....2011-12
	34	Danielle Blagg	.....2011-12
	34	Adesuwa Ebomwonyi	.....2011-12
	34	Olivia Grayson	.....2011-12
	34	Jamie Kaplan	.....2011-12
	34	Tyria Snow	.....2011-12
	34	Tiffany Aidoo	.....2010-11
	34	Roshaunda Barnes	.....2010-11
	34	Olivia Grayson	.....2010-11
	34	Sarah Goree	.....2001-02

## GAMES STARTED

1.	35	Teana McKiver	.....2001-02
	35	Gwen Slaughter	.....2001-02
3.	34	Brett Benzio	.....2011-12
	34	Tiffany Aidoo	.....2010-11
5.	33	Olivia Grayson	.....2012-13
	33	Janique Kautsky	.....2012-13
	33	Olivia Grayson	.....2011-12
	33	Olivia Grayson	.....2010-11
	33	Roshaunda Barnes	.....2009-10
	33	Ashley Langford	.....2006-07
	33	Jami Montagnino	.....2006-07



Teana McKiver is one of two Green Wave players to start in 35 games in a single season. She shares the honor with teammate Gwen Slaughter as the pair established the record during the 2001-02 season.



# Single-Game Records

## POINTS

1. 43 Carmen Jones vs Alabama ..... 1/3/90
2. 39 Janell Burse vs DePaul ..... 2/3/00
- 39 Keisha Johnson vs Va. Tech ..... 1/15/94
4. 38 Grace Daley at SMU ..... 12/5/98
- 38 Patricia Toujouse vs UNO ..... 12/30/80
6. 37 Danielle Nunn at Oral Roberts .... 3/21/11
- 37 Stacey Gaudet vs UCF ..... 1/18/87
8. 36 Janell Burse vs Houston ..... 1/14/01
- 36 Grace Daley vs Memphis ..... 2/6/98
- 36 Keisha Johnson vs Miss. St. .... 1/25/94

## FIELD GOALS MADE

1. 19 Patricia Toujouse vs UNO ..... 12/30/80
2. 17 Janell Burse vs DePaul ..... 2/3/00
- 17 Stacey Gaudet vs Nicholls St. .... 2/26/86
4. 16 Keisha Johnson vs Va. Tech ..... 1/15/94
5. 15 Janell Burse vs Houston ..... 1/14/01
- 15 Keisha Johnson vs Miss. St. .... 1/25/94
7. 14 Brittany Lindsey vs S.Miss ..... 2/19/09
8. 13 Teana McKiver vs Southern Miss. 1/5/02
- 13 Janell Burse vs Georgetown .... 1/14/01
- 13 Janell Burse vs Southern Miss. .... 1/3/00
- 13 Janell Burse vs Sienna ..... 11/22/99
- 13 Grace Daley vs Memphis ..... 2/6/98
- 13 Keisha Johnson vs Virginia Tech .. 2/1/92
- 13 Keisha Johnson vs McNeese St. ... 1/30/92

## FIELD GOALS ATTEMPTED

1. 28 Olivia Grayson at UTEP ..... 2/12/12
2. 25 Roshanda Barnes vs S.Miss ..... 1/20/11
- 25 Jami Montagnino at SMU ..... 3/3/06
4. 24 Janell Burse vs DePaul ..... 2/3/00
- 24 Grace Daley at Sienna ..... 11/22/99
6. 23 Janell Burse vs Houston ..... 1/14/01
7. 21 Olivia Grayson vs Southern ..... 12/11/11
- 21 Roshanda Barnes vs UCF ..... 3/12/11
- 21 Olivia Grayson vs SMU ..... 1/6/11
- 21 Lakethia Hampton at DePaul ..... 1/25/04
- 21 Kelly Nadeau vs George Mason .. 11/29/03
- 21 Grace Daley vs SMU ..... 12/13/99
- 21 Grace Daley vs Memphis ..... 2/6/98
- 21 Kim Bryant vs Charlotte ..... 2/24/95
- 21 Deborah Rusch vs Miss. St. .... 1/15/92

## 3-POINTERS MADE

1. 9 Tiffany Aidoo at UAB ..... 1/9/11
2. 8 **Danielle Blagg at Marshall..... 1/13/13**
- 8 Christy Thomaskutty vs. McNeese .. 12/19/94
- 8 Christy Thomaskutty vs Troy ..... 11/29/94
5. 7 **Danielle Blagg vs Virginia ..... 12/20/13**
- 7 Jami Montagnino vs Tulsa ..... 1/12/07
- 7 Jami Montagnino vs Houston ..... 1/5/07
- 7 Britt Themann vs Cincinnati ..... 1/28/01
- 7 Christy Thomaskutty vs Texas Tech.. 3/20/95
- 7 Christy Thomaskutty vs ULM ..... 3/24/94

## 3-POINTERS ATTEMPTED

1. 16 Nikki Luckhurst at SMU ..... 3/3/06
- 16 Christy Thomaskutty at Texas Tech .. 3/20/95
3. 15 Christy Thomaskutty vs South Fla... 2/5/94
4. 14 Christy Thomaskutty vs LSU ..... 2/21/94
5. 13 **Danielle Blagg vs Virginia ..... 12/20/13**
- 13 **Danielle Blagg at Marshall..... 1/13/13**
- 13 Tiffany Aidoo vs Southern Miss... 1/20/11
- 13 Tiffany Aidoo at UAB ..... 1/9/11
- 13 Nikki Luckhurst vs Marshall ..... 3/6/08
- 13 Nikki Luckhurst vs Ga. Tech ..... 11/13/07
- 13 Christy Thomaskutty vs S.Carolina ... 12/19/95
- 13 Christy Thomaskutty at South Fla... 2/27/93



Ashley Langford holds eight of the Top 10 single-game assist performances in Tulane history, including a school-record 14 on two occasions.

## FREE THROWS MADE

1. 19 Stacey Gaudet vs Virginia Tech .. 2/25/84
2. 15 Danielle Nunn at Oral Roberts .... 3/21/11
- 15 Danielle Nunn at Tulsa ..... 1/22/11
- 15 Grace Daley at SMU ..... 12/5/98
- 15 Grace Daley vs SMU ..... 11/25/97
6. 14 Salome Hector vs Southern Miss.. 1/3/00
- 14 Keisha Johnson vs South Fla. .... 2/22/92
8. 13 Danielle Nunn at UTEP ..... 3/3/10
- 13 Lakethia Hampton vs S.F.Austin .. 12/28/04
10. 12 Tiffany Dale vs Louisiana Tech... 1/25/14
- 12 Danielle Nunn vs Tulsa ..... 2/5/10
- 12 Jami Montagnino vs SMU ..... 3/3/06
- 12 Jami Montagnino vs Rhode Island.. 11/17/06
- 12 Janell Burse vs Southern Miss.... 2/22/01
- 12 Grace Daley vs Louisville ..... 3/4/00

## FREE THROWS ATTEMPTED

1. 23 Keisha Johnson vs UNLV ..... 12/11/92
2. 19 Danielle Nunn at Tulsa ..... 1/23/11
- 19 Stacey Gaudet vs Va. Tech\* ..... 2/25/84
- 19 Grace Daley at SMU ..... 12/5/98
5. 18 Keisha Johnson vs Louisville ..... 1/8/94
6. 17 Danielle Nunn at Oral Roberts .... 3/21/11
- 17 Danielle Nunn at UTEP ..... 3/3/10
- 17 Danielle Nunn vs Tulsa ..... 2/5/10
- 17 Lakethia Hampton vs S.F.Austin .. 12/28/04
- 17 Barbara Farris vs G.Washington.. 12/3/94

\*unknown amount of shots with 19 makes

## REBOUNDS

1. 21 Janell Burse vs Memphis ..... 2/19/00
- 21 Keisha Johnson vs Nicholls St. .... 2/15/91
3. 20 Brett Benzio vs Houston ..... 3/11/11
- 20 Janell Burse vs Southern Miss. .... 1/3/00
- 20 Terry Johnson vs William Carey .. 11/20/79
6. 19 Janell Burse vs LSU ..... 12/10/00
- 19 Keisha Johnson vs SMU ..... 1/5/94
- 19 Keisha Johnson vs Harvard ..... 12/6/93
- 19 Beth Lebsack vs Southern Miss.... 2/1/84
- 19 Daryl Kimche vs Nicholls State ... 1/13/84

- 19 Sharon Hill vs Xavier (N.O.) ..... 1/15/80

## ASSISTS

1. 14 Ashley Langford vs UTEP ..... 1/20/07
- 14 Ashley Langford vs SMU ..... 2/26/06
3. 13 **Jamie Kaplan vs New Orleans . 11/8/13**
- 13 Ashley Langford vs SMU ..... 3/3/06
- 13 Ashley Langford vs E.Carolina .... 2/19/06
6. 12 **Jamie Kaplan at UAB ..... 2/22/14**
- 12 Ashley Langford vs Miami (Ohio) .. 1/2/06
- 12 Stacey Gaudet vs UCF ..... 1/18/87
9. 11 Ashley Langford vs Alabama ..... 12/9/06
- 11 Ashley Langford vs UAB ..... 2/10/06
- 11 Ashley Langford vs C.Conn.St. .... 12/18/05
- 11 Christy Thomaskutty vs Troy ..... 12/7/93
- 11 Roma Coleman vs Princeton .... 12/29/91

## BLOCKS

1. 10 Janell Burse vs Memphis ..... 2/16/01
2. 9 Brett Benzio vs East Carolina .... 1/13/11
- 9 Janell Burse vs South Alabama ... 12/1/97
4. 8 Brett Benzio vs UTEP ..... 1/15/12
- 8 Teana McKiver vs Charlotte ..... 2/22/02
- 8 Stephanie Simpson vs Prairie View... 12/10/93
6. 7 Brett Benzio vs SE Louisiana ..... 1/3/11
- 7 Brett Benzio vs Houston ..... 1/9/09
- 7 Teana McKiver vs La. Tech ..... 12/7/02
9. 6 **Tiffany Dale vs Middle Tenn. .... 3/5/14**
- 6 Brett Benzio at Louisiana Tech.... 12/2/11
- 6 Brett Benzio vs Nicholls State... 12/29/10
- 6 Brittany Lindsey vs Winthrop ..... 11/18/07
- 6 Teana McKiver at Cincinnati ..... 2/2/03
- 6 Teana McKiver vs Boston College .. 12/29/02
- 6 Teana McKiver vs East Carolina . 2/24/02
- 6 Teana McKiver vs William & Mary .. 12/27/02
- 6 Stephanie Simpson vs UC Irvine .. 12/4/92

## STEALS

1. 9 Chassity Brown at SMU ..... 1/17/10
2. 8 Ashley Langford vs Temple ..... 12/28/08
- 8 Kelly Nadeau vs TCU ..... 2/23/03
- 8 Salome Hector vs Saint Louis ..... 1/28/00
- 8 Mary Ann Marino vs Harvard ..... 12/6/93
- 8 Keisha Johnson vs Louisville ..... 1/20/92
7. 7 Danielle Blagg vs Purdue ..... 11/24/11
- 7 Roshanda Barnes vs SF Austin... 11/20/10
- 7 Roshanda Barnes vs Prairie View .. 12/4/09
- 7 Courtney Simmons at S.Miss ..... 2/5/05
- 7 D'Aundra Henry at Memphis ..... 1/14/05
- 7 Kelly Nadeau vs UAB ..... 3/1/02
- 7 Lacey Vicknair vs Saint Louis ..... 1/24/99
- 7 Grace Daley vs Charlotte ..... 1/25/98
- 7 Grace Daley vs DePaul ..... 1/17/98



Chassity Brown had a school-record nine steals at SMU on Jan. 17, 2010.

# Team Season Records

## POINTS

1.	2579	1999-2000
2.	2480	2010-11
3.	2447	1996-97
4.	2430	2001-02
5.	2347	2006-07
6.	2296	2009-10
7.	2294	2000-01
8.	2255	1993-94
9.	2220	1998-99
10.	2201	1995-96

## POINTS PER GAME

1.	80.5 (32 games)	1999-2000
2.	76.5 (32 games)	1996-97
3.	74.6 (28 games)	1985-86
4.	74.4 (28 games)	1980-81
5.	74.0 (30 games)	1998-99
6.	73.5 (28 games)	1997-98
7.	72.9 (34 games)	2010-11
8.	72.7 (31 games)	1993-94
9.	71.7 (32 games)	2000-01
10.	71.1 (33 games)	2006-07

## FIELD GOALS MADE

1.	909	2010-11
2.	901	2001-02
3.	897	1999-2000
4.	894	1996-97
5.	884	1980-81
6.	860	2006-07
7.	814	2000-01
8.	812	1993-94
9.	806	1995-96
10.	803	2009-10
	803	1998-99

## FIELD GOALS ATTEMPTED

1.	2083	2001-02
2.	2078	2010-11
3.	2026	2006-07
4.	1988	1993-94
5.	1985	2012-13
6.	1911	2011-12
7.	1902	2009-10
	1902	1999-2000
9.	1876	1996-97
10.	1829	1983-84

## FIELD GOAL PERCENTAGE

1.	.484 (884-1827)	1980-81
2.	.481 (803-1669)	1998-99
3.	.477 (894-1876)	1996-97
4.	.477 (751-1576)	1997-98
5.	.472 (897-1902)	1999-2000
6.	.471 (737-1565)	1988-89
7.	.454 (814-1794)	2000-01
8.	.451 (806-1786)	1995-96
9.	.449 (778-1734)	1987-88
10.	.443 (729-1645)	2002-03

## 3-POINTERS MADE

1.	200	2009-10
2.	182	1999-2000
3.	175	1993-94
4.	168	2012-13
5.	158	2011-12
6.	156	2006-07
7.	154	2010-11
8.	152	2013-14
9.	148	2002-03
	148	2001-02
	148	2000-01

## 3-POINTERS ATTEMPTED

1.	593	2009-10
2.	555	2011-12
3.	534	1999-2000
4.	526	2012-13
5.	505	1993-94
6.	491	2010-11
7.	487	2001-02
8.	468	2013-14
9.	462	2006-07
10.	450	2007-08

## 3-POINT FG PERCENTAGE

1.	.362 (148-409)	2002-03
2.	.361 (130-360)	1994-95
3.	.358 (148-413)	2000-01
4.	.351 (123-350)	1996-97
5.	.351 (120-342)	1997-98
6.	.347 (175-505)	1993-94
7.	.341 (182-534)	1999-2000
8.	.338 (156-462)	2006-07
9.	.337 (200-593)	2009-10
10.	.325 (152-468)	2013-14
	.325 (120-369)	1998-99

## FREE THROWS MADE

1.	600	1999-2000
2.	536	1996-97
3.	535	1985-86
4.	518	2000-01
5.	508	2010-11
6.	494	1998-99
7.	490	2009-10
8.	480	2001-02
9.	472	1995-96
10.	471	2006-07

## FREE THROWS ATTEMPTED

1.	854	1999-2000
2.	841	2000-01
3.	768	1996-97
4.	759	2001-02
5.	751	1985-86
6.	741	2010-11
7.	728	1995-96
8.	724	2009-10
9.	701	2008-09
10.	696	1998-99

## FREE THROW PERCENTAGE

1.	.742 (391-527)	2005-06
2.	.733 (430-587)	2007-08
3.	.712 (535-751)	1985-86
4.	.710 (494-696)	1998-99
5.	.709 (445-628)	1986-87
6.	.703 (600-854)	1999-2000
7.	.698 (536-768)	1996-97
8.	.693 (471-680)	2006-07
9.	.688 (437-635)	1997-98
10.	.687 (412-600)	2012-13

## REBOUNDS

1.	1472	2001-02
2.	1388	2000-01
3.	1373	2012-13
4.	1367	2011-12
5.	1321	2010-11
6.	1303	1996-97
7.	1274	2013-14
8.	1262	1993-94
9.	1253	2006-07
10.	1245	1999-2000

## OFFENSIVE REBOUNDS

1.	518	2001-02
2.	498	1993-94
3.	490	2012-13
4.	481	2011-12
5.	464	2000-01
6.	461	2013-14
7.	455	1996-97
8.	451	2010-11
9.	447	2007-08
10.	441	1989-90

## DEFENSIVE REBOUNDS

1.	954	2001-02
2.	924	2000-01
3.	886	2011-12
4.	883	2012-13
5.	870	2010-11
6.	848	1996-97
7.	837	2006-07
8.	813	2013-14
9.	810	1999-2000
10.	806	1998-99

## REBOUNDS PER GAME

1.	44.4 (28 games)	1985-86
2.	43.4 (32 games)	2000-01
3.	42.1 (35 games)	2001-02
4.	41.6 (33 games)	2012-13
	41.6 (28 games)	1983-84
6.	41.1 (31 games)	2013-14
7.	40.9 (28 games)	1984-85
8.	40.9 (29 games)	1994-95
9.	40.7 (32 games)	1996-97
10.	40.7 (31 games)	1993-94

## ASSISTS

1.	553	2000-01
2.	550	2006-07
3.	537	2010-11
4.	535	2012-13
5.	534	1999-2000
6.	530	2001-02
7.	508	2009-10
8.	506	1993-94
9.	505	2011-12
10.	502	2008-09

## ASSISTS PER GAME

1.	17.3 (32 games)	2000-01
2.	17.2 (28 games)	1980-81
3.	17.0 (28 games)	1997-98
4.	16.7 (32 games)	1999-2000
5.	16.7 (33 games)	2006-07
6.	16.3 (31 games)	1993-94
7.	16.3 (29 games)	1994-95
8.	16.2 (31 games)	2013-14
	16.2 (33 games)	2012-13
10.	16.0 (29 games)	2002-03

## BLOCKS

1.	200	2000-01
2.	197	1998-99
3.	183	2001-02
4.	167	2010-11
5.	163	2011-12
6.	155	2002-03
7.	144	2012-13
8.	140	1999-2000
9.	131	2013-14
10.	111	2008-09

## BLOCKS PER GAME

1.	6.6 (30 games)	1998-99
2.	6.3 (32 games)	2000-01
3.	5.3 (29 games)	2002-03
4.	5.2 (35 games)	2001-02
5.	4.9 (34 games)	2010-11
6.	4.8 (34 games)	2011-12
7.	4.4 (33 games)	2012-13
	4.4 (32 games)	1999-2000
9.	4.2 (31 games)	2013-14
10.	3.5 (32 games)	2008-09

## STEALS

1.	394	2006-07
2.	385	2009-10
3.	346	2001-02
4.	339	2010-11
5.	335	1993-94
6.	329	1996-97
7.	324	2011-12
8.	319	2008-09
9.	318	2002-03
10.	302	2012-13

## STEALS PER GAME

1.	11.9 (33 games)	2006-07
2.	11.7 (33 games)	2009-10
3.	11.0 (29 games)	2002-03
4.	10.8 (31 games)	1993-94
5.	10.7 (27 games)	1988-89
6.	10.6 (28 games)	1997-98
7.	10.3 (32 games)	1996-97
8.	10.1 (28 games)	2004-05
	10.1 (28 games)	2003-04
10.	10.0 (34 games)	2010-11

## GAMES WON

1.	27 (27-5)	1999-2000
	27 (27-5)	1996-97
3.	26 (26-7)	2009-10
	26 (26-7)	2006-07
5.	24 (24-9)	2012-13
	24 (24-11)	2001-02
	24 (24-6)	1998-99
8.	23 (23-11)	2011-12
	23 (23-11)	2010-11
10.	22 (22-10)	2000-01

## GAMES LOST

1.	22 (6-22)	1990-91
	22 (6-22)	1989-90
	22 (6-22)	1984-85
4.	20 (8-20)	1983-84
	20 (8-20)	1982-83
6.	19 (9-19)	1991-92
	19 (9-19)	1986-87
8.	18 (10-18)	2003-04
9.	16 (12-16)	1980-81
10.	15 (12-15)	1981-82

## WINNING PERCENTAGE

1.	.844 (27-5)	1999-2000
	.844 (27-5)	1996-97
3.	.800 (24-6)	1998-99
4.	.788 (26-7)	2009-10
	.788 (26-7)	2006-07
6.	.750 (21-7)	1997-98
7.	.727 (24-9)	2012-13
8.	.688 (22-10)	2000-01
9.	.686 (24-11)	2001-02
10.	.677 (21-10)	1995-96



# Team Single Game Records

## POINTS

1.	117	vs UCF	1/18/87
2.	110	vs Boston	12/21/00
3.	109	at Puerto Rico-Mayaguez	11/23/01
4.	108	at Nicholls State	12/17/08
5.	105	vs Colorado State	12/29/96
6.	104	vs West Virginia	12/28/99
7.	101	vs South Alabama	12/1/97
8.	100	vs New Orleans	11/19/00
	100	vs Dillard	12/2/86
10.	99	vs South Florida	2/14/99
	99	at West Florida	1/25/86
	99	vs New Orleans	2/22/81

## FIELD GOALS MADE

1.	45	at Nicholls State	12/17/08
2.	43	vs Colorado State	12/29/96
3.	39	vs South Alabama	12/1/97
4.	38	vs Southeastern Louisiana	12/19/02
5.	37	at Houston	3/5/11
	37	vs Loyola (N.O.)	11/21/06
	37	at Puerto Rico-Mayaguez	11/23/01
	37	vs DePaul	1/17/98
9.	36	at Old Dominion	1/11/14
	36	vs South Florida	2/14/99

## FIELD GOALS ATTEMPTED

1.	95	at SMU	3/3/06
2.	85	vs South Florida	2/11/94
3.	78	at Houston	3/5/11
4.	77	vs Southern Miss	1/20/11
5.	76	vs Southeastern	11/19/13
	76	vs Rice	1/27/11
	76	at Southern Miss	2/16/06
	76	at Marquette	1/27/02
9.	75	vs UTEP	2/11/14
	75	vs Southern Miss	2/26/05
	75	vs Southern Utah	11/25/94
	75	vs New Orleans	2/16/94
	75	vs Troy	12/7/93

## FIELD GOAL PERCENTAGE (min. 45 att.)

1.	.680	vs New Orleans (34-50)	11/19/00
2.	.660	vs Grambling State (33-50)	11/10/00
3.	.654	vs UTEP (34-52)	1/20/07
4.	.644	vs UAB (29-45)	1/10/99
5.	.640	vs Nicholls State (32-50)	12/29/10
6.	.634	at Nicholls State (45-70)	12/17/08
7.	.633	vs Charlotte (31-49)	1/25/98
8.	.627	at UAB (32-51)	2/16/03
9.	.625	at Portland (35-56)	12/1/02
10.	.622	vs Louisville (28-45)	2/28/99

## 3-POINTERS MADE

1.	14	at Nicholls State	12/17/08
2.	13	at Marshall	1/13/13
3.	11	at UAB	1/9/11
	11	at SMU	3/3/06
	11	vs Boston	12/21/00
	11	vs Texas Tech	3/20/95
7.	10	vs Virginia	12/20/13
	10	at Houston	2/2/13
	10	vs New Orleans	11/21/11
	10	vs LSU	11/19/11
	10	vs East Carolina	3/10/11
	10	vs Georgia	3/20/10
	10	vs Memphis	2/18/10
	10	vs UTEP	1/20/07
	10	vs Tulsa	1/12/07
	10	vs Alabama	12/9/06
	10	at Tulsa	2/24/06
	10	vs UAB	1/18/02
	10	vs Buffalo	12/28/01
	10	vs Southern Miss	2/22/01
	10	vs Cincinnati	1/28/01
	10	at Miami (Fla.)	11/28/99



Megan Valicevic and the Green Wave set school records by connecting on 45 field goals and 14 3-pointers at Nicholls State on Dec. 17, 2008

## 3-POINTERS ATTEMPTED

1.	38	at SMU	3/3/06
2.	35	vs Georgia	3/20/10
3.	32	vs Southern Miss	1/20/11
4.	28	at Houston	2/9/12
	28	at Southern Miss	2/27/00
6.	27	vs UTEP	2/11/14
	27	at Auburn	1/5/03
	27	vs LSU	2/21/94
9.	26	vs Memphis	2/18/10
	26	vs Tulsa	1/8/06
	26	vs Southern Miss	1/29/94

## 3-POINT FG PERCENTAGE (Min. 10 att.)

1.	.750	at UCF (9-12)	1/31/10
	.750	vs Rice (9-12)	2/14/08
3.	.750	vs New Orleans (9-12)	11/19/00
	.750	vs Marquette (9-12)	1/20/99
5.	.714	vs Cincinnati (10-14)	1/28/01
6.	.700	vs UL-Lafayette (7-10)	1/12/94
7.	.667	vs DePaul (8-12)	2/11/96
8.	.643	vs East Carolina (9-14)	3/8/12
9.	.636	at Portland (7-11)	12/1/02
10.	.611	vs Boston (11-18)	12/21/00

## FREE THROWS MADE

1.	37	at South Florida	2/22/92
2.	34	at DePaul	1/18/99
3.	33	vs West Virginia	12/28/99
4.	32	at Virginia Tech	1/16/93
	32	at New Orleans	1/14/93
6.	31	vs Virginia	12/20/13
	31	vs Boston	12/21/00
	31	vs SMU	11/25/97
9.	30	vs Nebraska	11/25/01
	30	at Puerto Rico-Mayaguez	11/23/01

## FREE THROWS ATTEMPTED

1.	47	vs South Florida	2/22/92
2.	46	vs Virginia Tech	2/15/93
3.	45	vs Virginia	12/20/13
4.	44	vs Nebraska	11/25/01
	44	at DePaul	1/18/99
6.	43	vs Boston College	12/21/00
7.	42	at Sienna	11/19/99
	42	vs West Virginia	12/28/99
	42	vs SMU	11/25/97
	42	at Charlotte	1/10/97

## FREE THROW PERCENTAGE (Min. 15 attempts)

1.	1.000	vs UT-San Antonio (18-18)	12/21/07
2.	.909	at Houston (20-22)	1/6/08
3.	.900	at Texas Tech (18-20)	3/20/00
4.	.897	at UAB (26-29)	2/6/06
	.897	vs Charlotte (26-29)	1/25/98
6.	.889	vs Nicholls State (16-18)	1/2/08
	.889	vs Southern Miss (16-18)	2/9/97
8.	.882	at Rice (15-17)	1/4/08
9.	.875	vs Loyola (14-16)	1/7/13
	.875	vs UCF (14-16)	3/12/11
	.875	at UCF (14-16)	2/17/11
	.875	vs Tulsa (21-24)	2/28/08
	.875	vs Miami-Ohio (21-24)	1/2/06
	.875	vs Oregon State (21-24)	11/25/03

## REBOUNDS

1.	64	at SMU	3/3/06
2.	60	vs Howard	11/18/05
	60	vs SMU	12/29/92
4.	58	vs Houston	3/11/11
5.	57	vs Loyola-New Orleans	11/11/11
	57	vs Southern Miss	2/22/01
7.	56	vs Boston	12/21/00
8.	55	vs Southern Miss	1/18/14
9.	54	vs Providence	12/27/99
	54	at Houston	2/5/97
	54	vs Nicholls State	12/11/93

## ASSISTS

1.	31	vs Houston	1/14/01
	31	vs South Alabama	12/1/97
3.	30	vs UTEP	1/20/07
4.	29	vs Northeastern	12/28/13
5.	27	vs Southeastern Louisiana	12/19/02
	27	vs Boston	12/21/00
	27	at Texas A&M	12/8/99
8.	26	at Old Dominion	1/11/14
	26	vs Southeastern	11/19/13
	26	vs Loyola	1/7/13
	26	vs Grambling State	11/10/00
	26	at Nicholls State	11/10/00

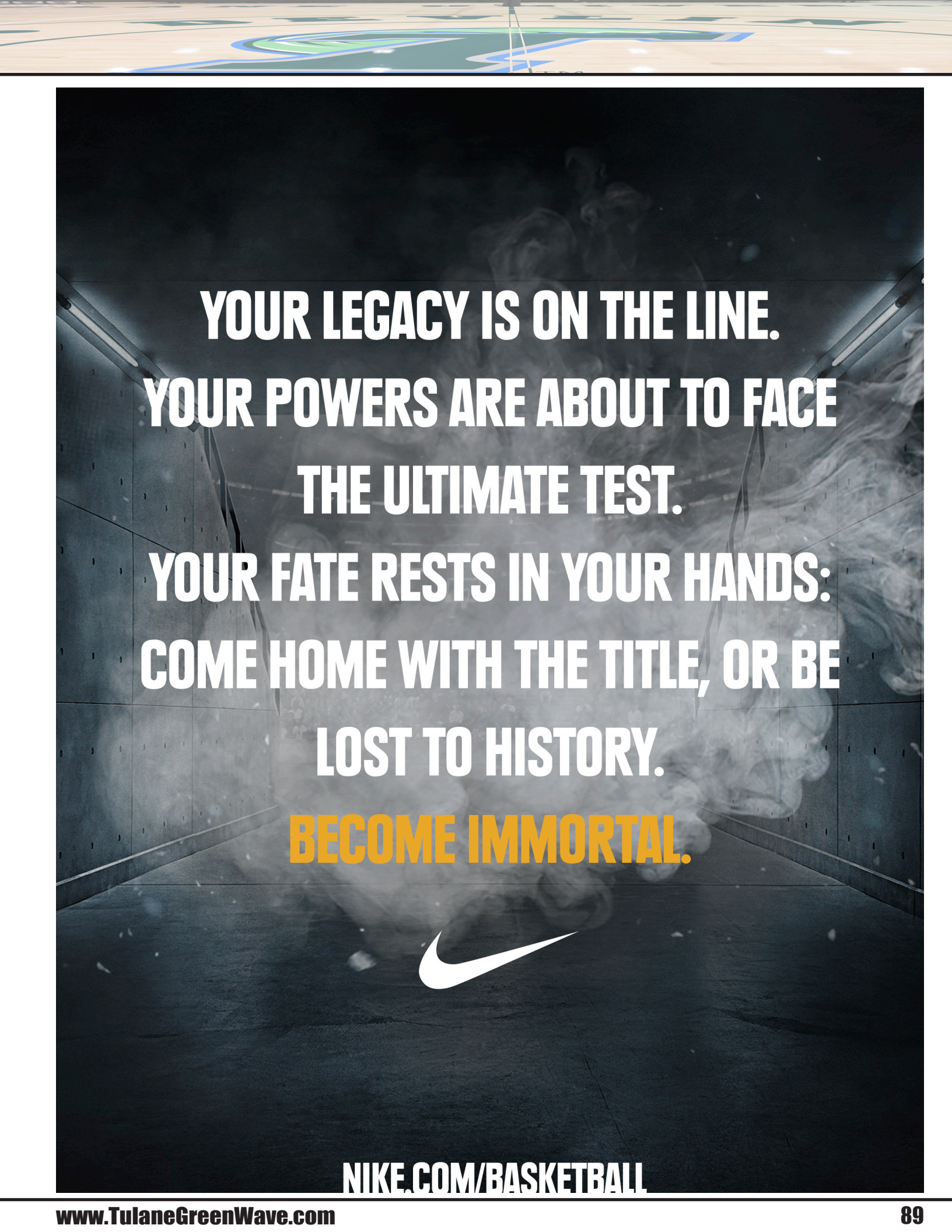
## BLOCKS

1.	14	vs Memphis	2/16/01
	14	vs UNC-Asheville	11/26/99
	14	vs Houston	2/12/99
4.	13	vs William & Mary	12/27/00
5.	12	vs Drake	12/9/02
	12	vs South Alabama	12/1/97
7.	11	vs Southern	3/17/11
	11	vs Nicholls State	12/29/10
	11	vs Southern Miss	1/11/03
	11	vs Charlotte	1/7/01
	11	vs Grambling State	11/10/00
	11	vs Providence	12/27/99

## STEALS

1.	24	vs Loyola	1/7/13
2.	22	vs UNC-Greensboro	12/28/02
	22	vs Saint Louis	1/28/00
4.	21	vs Loyola (N.O.)	11/21/06
	21	at Louisiana-Lafayette	12/9/96
6.	20	vs Appalachian State	12/27/97
	20	vs UNC-Greensboro	12/28/96
	20	vs Prairie View A&M	12/10/93
9.	19	vs Southern	12/11/11
	19	vs UTEP	1/30/11
	19	vs Hartford	12/28/00
	19	vs Tulsa	1/24/99





**YOUR LEGACY IS ON THE LINE.  
YOUR POWERS ARE ABOUT TO FACE  
THE ULTIMATE TEST.  
YOUR FATE RESTS IN YOUR HANDS:  
COME HOME WITH THE TITLE, OR BE  
LOST TO HISTORY.  
BECOME IMMORTAL.**

**NIKE.COM/BASKETBALL**



# FRESHMEN

DEVLIN FIELDHOUSE



# SOPHOMORES



# JUNIORS

DEVLIN FIELDHOUSE



# SENIORS

DEVLIN FIELDHOUSE





**Jamie  
Kaplan**

**Danielle  
Blagg**

**Tiffany  
Dale**

**Adesuwa  
Ehomwonyi**



## 2014-15 Schedule

Nov. 14	MISSISSIPPI VALLEY STATE	7:00 pm
Nov. 16	at McNeese State	2:00 pm
Nov. 19	at LSU	7:00 pm
Nov. 24	NORTH CAROLINA STATE	5:00 pm
Nov. 28	vs Western Kentucky^	1:00 pm
Nov. 29	vs Hofstra/Northern Iowa^	TBA
Dec. 3	NICHOLLS STATE	7:00 pm
Dec. 6	at Arkansas-Little Rock	12:00 pm
Dec. 18	SAMFORD#	7:00 pm
Dec. 19	MIAMI (FLA.)#	7:00 pm
Dec. 22	FLORIDA STATE	7:00 pm
Dec. 28	at Cincinnati*	1:00 pm
Dec. 30	HOUSTON*	7:00 pm
Jan. 4	USF*	4:30 pm
Jan. 7	at East Carolina*	6:00 pm
Jan. 13	at UCF*	6:00 pm
Jan. 17	SMU*	2:00 pm
Jan. 20	TULSA*	7:00 pm
Jan. 25	at USF*	3:00 pm
Jan. 27	at Houston*	7:00 pm
Jan. 31	EAST CAROLINA*	2:00 pm
Feb. 3	at SMU*	7:00 pm
Feb. 7	TEMPLE*	11:00 am
Feb. 10	UCF*	7:00 pm
Feb. 14	at UConn*	3:00 pm
Feb. 17	at Temple*	6:00 pm
Feb. 21	MEMPHIS*	2:00 pm
Feb. 23	UCONN*	7:00 pm
Feb. 28	at Tulsa*	2:00 pm
March 6-9	American Conference Tournament (Uncasville, Conn.)	TBA
March 20-23	NCAA 1st & 2nd Rounds (TBA)	TBA
March 27-30	NCAA Regionals (TBA)	TBA
April 5-7	NCAA Final Four (Tampa, Fla.)	TBA

**Head Coach  
Lisa Stockton**



CAPS denote home match in Devlin Fieldhouse - \*denotes American Conference Game - All times central and subject to change  
^ denotes Hofstra Tournament (Hempstead, N.Y.) # denotes DoubleTree Classic (New Orleans)