

Janique Kautsky
Senior • Guard/Forward

Olivia Grayson
Senior • Guard
Preseason All C-USA

Tyria Snow
Senior • Point Guard

Brittany McDonald
Senior • Forward



2012-13 Women's Basketball Guide

www.TulaneGreenWave.com



2012-13 Women's Basketball Guide



Front Row (L-R): Danielle Blagg, Whitney Bibbins, Katye Magee, Tierra Jones; **Middle Row (L-R):** Adesuwa Ebomwonyi, Tyria Snow, Brittany McDonald, head coach Lisa Stockton, Janique Kautsky, Olivia Grayson, Jamie Kaplan; **Back Row (L-R):** director of operations Lindsay Wertz, assistant coach Doshia Woods, assistant coach Alan Frey, Tiffany Dale, Chinwe Duru, Ashley Westby, Morgan Rogers, assistant coach Beth Dunkenberger, athletic trainer Shanda Bradley, graduate assistant Tiffany Aidoo.

Credits, Schedule	1
Media Information	2-3
History of the Green Wave	2
Tulane Athletic Media Relations	3
Directions to Devlin Fieldhouse	3
TulaneGreenWave.com	3
Devlin Fieldhouse	4
Hertz Center	5
Roster	6
Pronunciation Guide	6
2011-12 Quick Facts	6

Outlook/Staff

2012-13 Outlook	7-9
Head Coach Lisa Stockton	10-12
Assistant Coach Beth Dunkenberger	13
Assistant Coach Alan Frey	14
Assistant Coach Doshia Woods	15
Support Staff	16-17
Tulane Administration	18-19

Meet The Team

Whitney Bibbins	20
Danielle Blagg	21
Tiffany Dale	22
Adesuwa Ebomwonyi	23
Olivia Grayson	24-26
Jamie Kaplan	27
Janique Kautsky	28-29
Katye Magee	30
Brittany McDonald	31
Tyria Snow	32-33
Ashley Westby	34
Chinwe Duru	35
Tierra Jones	35
Morgan Rogers	35

2011-12 In Review

Season Notes	36-37
Stats/Results	38
Game-By-Game Stats	39
Team High/Low	40
Game-By-Game Leaders	41
Season Superlatives	42
Game Recaps	43-52
Class of 2012	52

History

All-Time Record	53
Coaching Records	53
Tulane in the Postseason	54-55
Tulane & Conference Tournaments	56
Tulane/DoubleTree Classic	57
In-Season Tournaments	58
25th Anniversary Team	59
All-Americans	60-61
All-Conference Awards	62
Misc. Conference Honors	63
WNBA Players	63
Year-By-Year Results	64-68
Point Differential/Streaks	68
Series Results	69-72
Series History	73
All-Time Letterwinners	74-75
1,000-Point Club	76-78

Records

Career Records	79-80
Individual Single-Season Records	81-82
Individual Single-Game Records	83
Team Season Records	84
Team Single-Game Records	85
2012-13 C-USA Composite Schedule	86

2012-13 Schedule

NOVEMBER

9	LOUISIANA TECH.....	7:00 pm
12	at Louisiana-Monroe	7:00 pm
16	at Southern.....	6:00 pm
23	vs Bradley^	5:05 pm
24	at N.Arizona/vs W.Michigan^	TBA
28	AUBURN.....	7:00 pm

DECEMBER

2	UNC-WILMINGTON.....	2:00 pm
9	at LSU	2:00 pm
19	LOUISIANA-LAFAYETTE..	11:00 am
22	NORTH TEXAS	4:00 pm
29	EASTERN MICHIGAN@	1:00 pm
30	OLE MISS or McNEESE ST@	TBA

JANUARY

7	LOYOLA-NEW ORLEANS..	7:00 pm
10	SMU*	7:00 pm
13	at Marshall*	1:00 pm
17	at Rice*.....	7:00 pm
20	MEMPHIS*	1:00 pm
27	EAST CAROLINA*	2:00 pm
31	at UCF*	6:00 pm

FEBRUARY

2	at Houston*	2:00 pm
7	UTEP*	7:00 pm
10	at Tulsa*	2:00 pm
14	RICE*	7:00 pm
17	HOUSTON*	2:00 pm
21	at UAB*	7:00 pm
24	TULSA*	2:00 pm
28	at SMU*	7:00 pm

MARCH

3	SOUTHERN MISS*	11:00 am
8	at UTEP*	8:00 pm
13-16	at C-USA Championship	TBA
	(Tulsa, Okla. • Host: Tulsa)	

NCAA Postseason

March 23-26 • NCAA 1 st & 2 nd Rounds	TBA
March 30-April 2 • NCAA Regionals	TBA
April 7 & 9 • NCAA Women's Final Four..	TBA
	(New Orleans, La.)

^NAU Thanksgiving Tournament (Flagstaff, Ariz.)

@Tulane/DoubleTree Classic (New Orleans, La.)

*denotes Conference USA game

BOLD CAPS denotes home game

all times central and subject to change

Credits

The 2012-13 Tulane University Women's Basketball Guide is a publication of the Tulane Office of Athletic Communications.

Written and Edited By: Richie Weaver

Editorial Assistance: Roger Dunaway, Brian Miller, Tulane women's basketball staff

Design and Layout: Richie Weaver

Photography: Parker Waters, Dave Browning, Paula Burch, Ned Dishman, Sean Gardner, Tyler Kauffman, Barry Lawrence, Joe Murphy, Erik Schelkun, Jerry Ward, New Orleans Metropolitan Convention and Visitors Bureau.

Media Information

The staff of the Tulane University Athletic Communications Office will be available throughout the 2012-13 women's basketball season to accommodate any media requests. Following are some guidelines that should make it easier for media members to cover the Green Wave women's basketball team. Any additional questions should be directed to Richie Weaver, Assistant Director of Athletic Communications.

Press Credentials

Credentials for all Tulane games are for working media only. Spouses, dates, children or other non-workers are not permitted in the working media areas. Requests for media credentials should be made in writing on appropriate letterhead at least 48 hours prior to the game. Requests should be directed to Richie Weaver, Assistant Director of Athletic Communications. Requests from the media covering visiting teams will be confirmed with that team's media relations director. Credentials can be picked up at the main ticket booth at Tulane's home arena.

Photo Credentials

Only photographers on assignment and members of the television media will be given photo credentials. Accredited photographers are allowed on the court in designated areas.

Game Services

The Tulane Athletic Communications staff will be at your service throughout the game. All media will be provided with game programs, rosters, media guides, game notes and other pertinent information. Computer-generated statistics will be available at the conclusion of each game. Information provided includes play-by-play and individual and team statistics in standard NCAA box score format.



Telephones

Long distance telephone lines will be available at press row. These phones require collect calls or a credit card for billing. Any special requests should be made at least two weeks prior to the game.

Post Game Interviews

Tulane head coach Lisa Stockton and requested players will be available to the media after each game following a customary 15-minute cooling down period. The Tulane locker room will not be open to the media. Each visiting team will set its own post-game policy.

Interview Policy

All Tulane players and coaches will be available throughout the 2012-13 season for interviews with members of the news media. It is important, however, that all requests for interviews be made through the Tulane Athletic Communications Office at (504) 314-7232. This policy allows us to arrange a time that will not interfere with a student-athlete's academic schedule, which has top priority. No student-athlete's home phone number will be released to ensure the player's privacy away from the court.

Calling Coach Stockton

The best way to reach head coach Lisa Stockton is through the Athletic Communications Office at (504) 314-7232.

Tulane Website

Notes, releases, statistics and other pertinent information are available at Tulane's official athletic website — www.TulaneGreenWave.com. Updated season statistics will be available following each game. The Green Wave web page also has profiles and features on Tulane coaches and student-athletes, on-line ticket sales and free Tulane sports updates delivered weekly to registered e-mail accounts.

Conference USA

Updated statistics, results and information on Conference USA and its member institutions are available on the conference's website at www.conferenceusa.com.

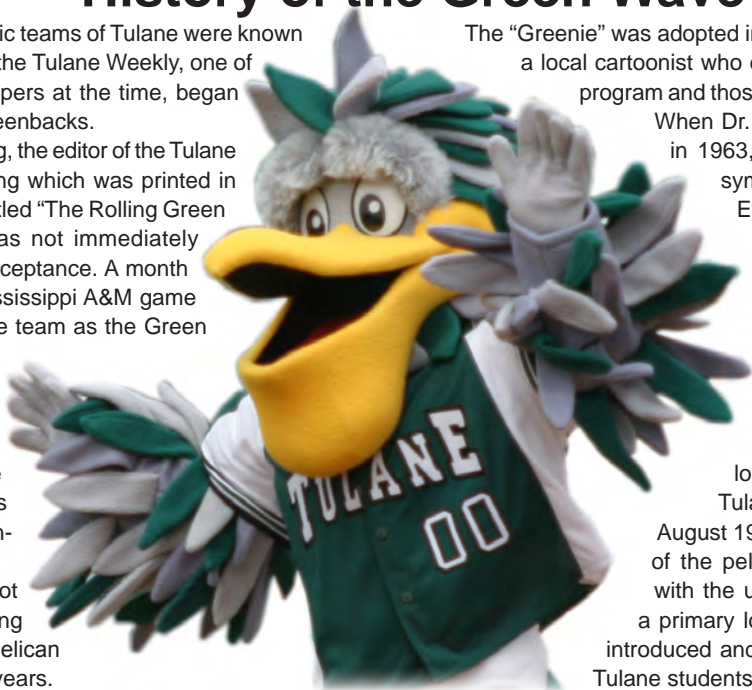
History of the Green Wave

From 1893 to 1919, the athletic teams of Tulane were known as the Olive and Blue. In 1919, the Tulane Weekly, one of Tulane's many student newspapers at the time, began calling the football team the Greenbacks.

On Oct. 20, 1920, Earl Sparling, the editor of the Tulane Hullabaloo, wrote a football song which was printed in the newspaper. The song was titled "The Rolling Green Wave." Although the name was not immediately adopted, it began to receive acceptance. A month later, a report of the Tulane-Mississippi A&M game in the Hullabaloo referred to the team as the Green Wave.

By the end of the season, the Hullabaloo was using the term Green Wave to refer to all Tulane athletic teams, as were many daily papers, although as late as 1923, the name Greenbacks was still in use.

In its infancy, Tulane's mascot was depicted as a pelican riding on a surf board. The surfing pelican image lasted for more than 50 years.



The "Greenie" was adopted in 1955. It was created by John Chase, a local cartoonist who drew the covers of the Tulane football program and those of many teams throughout the South.

When Dr. Rix Yard became the athletic director in 1963, he felt Tulane needed a more virile symbol for its teams. Working with Eldon Endacott, the manager of the Tulane bookstore, he arranged for a new mascot to be created. Several sketches were submitted by Art Evans, art director for Angelus-Pacific, Co., in Fullerton, Calif.

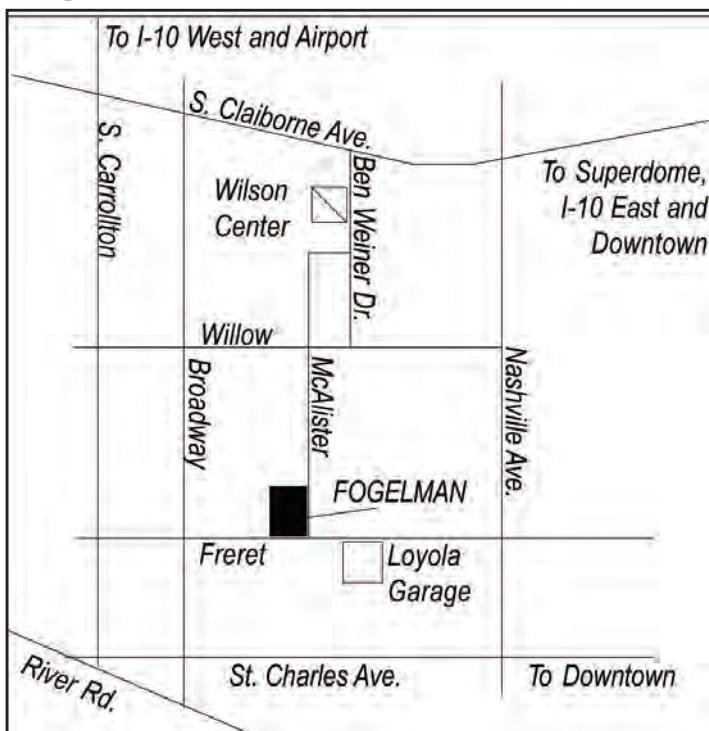
The angry-looking wave was adopted in 1964, and the block "T" with waves became the Tulane athletics logo in 1986.

Tulane unveiled a new family of marks in August 1998. The new logos featured the return of the pelican to the Green Wave look, along with the use of a "T" with a modern "wave" as a primary logo mark. A new pelican mascot was introduced and given the name Riptide by a vote of Tulane students.

Getting To Devlin Fieldhouse

FROM THE WEST

(Airport, Metairie, Kenner, Baton Rouge): Exit Interstate 10 East at the Airline/Tulane/Carrollton exit and follow signs to South Carrollton Avenue. Remain on Carrollton five traffic signals to South Claiborne Avenue and continue past Claiborne to the first u-turn. Make the u-turn and turn right on Claiborne. Remain on Claiborne one traffic signal to Broadway Street and turn right. Remain on Broadway two signals to Freret Street and turn left. Once getting into the campus area, Devlin Fieldhouse is the third building on the left.



FROM THE EAST (Downtown, French Quarter, Slidell): Exit Interstate 10 West at US 90/ South Claiborne Avenue (which exits left off the interstate). Remain on Claiborne seven traffic signals to Nashville Avenue and turn left. Stay on Nashville one traffic signal to Freret Street and turn right. Devlin Fieldhouse is on the right and the first building past the third traffic signal.

MEDIA PARKING, which is very limited, is on the west side of the arena, between Tulane's arena and Joseph Merrick Jones Hall. Other available parking is in the Loyola University parking garage (next to the Tulane campus on the south side of Freret).

TulaneGreenWave.com

The Tulane University Athletics website, TulaneGreenWave.com, features breaking news, results, student-athlete and coaches bios, photos and more through Tulane's partnership with CBS College Sports Online.

In addition, the TulaneGreenWave.com also provides fans the opportunity to follow the Wave from afar live via the World Wide Web.

Green Wave All-Access is a subscription service which offers live audio and video of all Tulane home contests and select away ballgames. Green Wave All-Access also gives its subscribers video from Tulane's baseball, football, as well as men's and women's basketball games, in addition to live audio broadcasts of all football, men's and women's basketball and baseball games.

GameTracker offers a free look at live stats for all Tulane sporting events as they happen. Updated in real time, GameTracker uses flash animation to give the viewer play-by-play updates of the match, as well as in-game and season statistics.



Tulane Athletic Communications Office

Roger Dunaway

Assistant Athletics Director



Office: (504) 862-8240
Cell: (504) 452-2906

E-Mail
roger@tulane.edu

Sport Assignments
Football, Women's Golf
Women's Tennis

Brian Miller

Associate Director



Office: (504) 314-7219
Cell: (504) 390-6772

E-Mail
bmiller@tulane.edu

Sport Assignments
Asst. Football, Men's
Basketball, Men's Tennis
Bowling

Richie Weaver

Assistant Director



Office: (504) 314-7232
Cell: (504) 352-5802

E-Mail
rweaver@tulane.edu

Sport Assignments
Asst. Football, Women's
Basketball, Women's
Tennis, Swimming & Diving,
Sand Volleyball

Nicole Cartier

Graduate Assistant



Office: (504) 314-2458
Cell: (612) 741-4033

E-Mail
ncartier@tulane.edu

Assignments
New Media, Video

Mailing & Overnight Address

Tulane University
Athletic Media Relations
James W. Wilson, Jr. Center
Ben Weiner Drive
New Orleans, LA 70118

Office Phone (504) 865-5506
Office Fax (504) 865-5512
Fogelman Press Row .. (504) 862-8122
Web www.TulaneGreenWave.com



Devlin Fieldhouse

Once again playing in the heart of Tulane's uptown campus, the Green Wave will have a new-look home court as the Devlin Fieldhouse era begins during the 2012-13 season

One of the historic venues in college basketball has undergone a transformation with the restoration and renaming of the 79-year-old building that has been home to the Green Wave basketball and volleyball teams. Devlin Fieldhouse is slated to officially open on Nov. 9, 2012, when the Tulane women hosts Louisiana Tech to open the 2012-13 season.

The Devlin Fieldhouse is named in honor of Tulane alumnus Bob Devlin, the current Chairman of Curragh Capital Partners, an investment firm headquartered in New York City. A 1964 graduate of Tulane, Devlin serves as a member of the Board of Trustees of Tulane University, where he is also a member of the Intercollegiate Athletics committee. He is a former chairman and current member of the Board's Endowment Management committee.

The Devlin name is no stranger to Tulane Athletics. Devlin's generosity was the driving force behind the Devlin Student-Athletes for Education Center for Leadership Development, which allows Tulane student-athletes to make an even greater impact on our community by developing new associations and relationships with schools and nonprofit organizations. The S-AFE Center incorporates the principals of philanthropic service and leadership into the student-athlete experience and enhances the Tulane athletics department's outreach efforts with coordinated planning, training and oversight.

Architects from Gould Evans and Lachin-Oubre have been working with Tulane University to complete enhancements and upgrades to the existing basketball and volleyball facility to rediscover and highlight the building's unique historic characteristics while creating a distinguished game-day atmosphere for the entire Green Wave community.

Phase 1 of the project construction began last spring and Tulane fans can look forward to all new bleacher and chair back seating, along with new concession and merchandise stands. The acoustical ceiling was removed to reveal the original steel structure and wooden ceiling. New lighting was installed to provide television-broadcast quality light levels. The Coach's Corner has been remodeled to include an additional Club Lounge. The entry lobby will feature a new ticket booth, terrazzo flooring and a graphic wall displaying historic basketball moments and court flooring.

Phase 2 of the construction is scheduled to begin after the completion of the basketball season and to be in place for the 2013 volleyball season. This phase will include increasing the number of restrooms plus the addition of new visitor locker rooms, officials' locker room and a laundry facility.

The building originally opened on Dec. 15, 1933, and is currently the ninth oldest active basketball venue in the nation.



Originally constructed in 1932 with money earned from the Tulane football team's trip to the Rose Bowl, Devlin Fieldhouse is the home of the Green Wave's basketball and volleyball teams.

Construction of the facility was as funded by the Green Wave football team's appearance in the 1932 Rose Bowl. The price tag of \$80,000 was earmarked toward the building of a gymnasium. In fact, the facility was unofficially referred to as "Rose Bowl Gym" back in its early days.

Less than two years after the bowl appearance, on Oct. 27, 1933, Tulane Gymnasium was dedicated as part of Homecoming festivities on campus, and play began in the facility for the 1933-34 season. Tulane defeated UL-Lafayette, 38-34, in the facility's first game on Dec. 15, 1933. Tulane Gym was one of the largest in college basketball when it opened, even though there were no court level seats at first. Tulane played host to the 1942 NCAA East Regional in the facility. Floor-level seats were added in 1948.

The Green Wave played all of its home games in the facility until the mid-1970s, when a select number of games were moved to the then-Louisiana Superdome. The Wave moved all of its home games back on campus again after another remodeling was completed in 1981-82. The facility also underwent renovations in 2001 – when air conditioning was added – as well as in 2003 and 2007.

In 1982, the Fieldhouse was the site of the National Association of Basketball Coaches All-Star Game in conjunction with Tulane's hosting of the NCAA Men's Final Four. Tulane hosted the event again in 1993 and 2012, along with the 3-point and slam dunk competitions.


The Fieldhouse played host to the CUSA Women's Basketball Tournament in 1999 and 2009.

FIELDHOUSE FACTS

Dedicated	10/27/33
Original Cost.....	\$80,000
Capacity.....	3,600
1st Game.....	Tulane 38, UL-Laf. 34, 12/15/33
1st Women's Game	Tulane 57, Dillard 45, 1/30/76
All-Time Women's Record	335-164 (.671)
Scoring Record.....	66
Pete Maravich of LSU vs. Tulane (2/11/69)	
Tulane Scoring Record.....	45
Jim Kerwin vs. Southeastern Louisiana (2/1/61)	
Tulane Women's Scoring Record.....	43
Carmen Jones vs. Alabama (1/3/90)	

All-Time Record At Home

1975-76	3-3 (.500)	1994-95	10-2 (.833)
1976-77	5-4 (.556)	1995-96	9-2 (.818)
1977-78	7-2 (.778)	1996-97	10-1 (.909)
1978-79	11-2 (.846)	1997-98	12-2 (.857)
1979-80	10-4 (.714)	1998-99	13-2 (.867)
1980-81	8-9 (.471)	1999-2000	14-1 (.933)
1981-82	10-5 (.667)	2000-01	10-4 (.714)
1982-83	6-5 (.545)	2001-02	12-2 (.857)
1983-84	5-8 (.385)	2002-03	11-2 (.846)
1984-85	5-8 (.385)	2003-04	8-6 (.571)
1985-86	10-5 (.667)	2004-05	8-7 (.533)
1986-87	7-7 (.500)	2005-06	7-5 (.583)
1987-88	9-3 (.750)	2006-07	14-2 (.875)
1988-89	7-5 (.583)	2007-08	7-7 (.500)
1989-90	4-10 (.286)	2008-09	11-6 (.647)
1990-91	6-10 (.375)	2009-10	12-3 (.800)
1991-92	8-9 (.471)	2010-11	13-4 (.765)
1992-93	10-2 (.833)	2011-12	14-2 (.875)
1993-94	9-3 (.750)	Overall	335-164 (.671)



Tulane's new basketball and volleyball practice facility, dubbed the Hertz Center in 2011, features two regulation courts, a conditioning, training and hydrotherapy center, video and film rooms, offices and locker rooms for the basketball and volleyball teams, and several conference rooms.

While the Tulane basketball programs have one of the most historic arenas in the country to call home on gameday, the Green Wave unveiled a new practice facility in 2011 with the opening of the Hertz Center.

Construction on the 43,000 square-foot facility began in November and is schedule to be completed during the fall of 2011. It was designed by GouldEvans Associates, LC with Lee Ledbetter & Associates.

The two-story building has two regulation basketball/volleyball courts, a conditioning, training and hydrotherapy center, video and film room, offices and locker rooms for men's basketball, women's basketball and volleyball, and several conference rooms.

The new facility comes in large part to a vote of confidence by the Tulane University Board of Administrators to approve a university-wide budget that includes a significant increase for the Athletic Department. The board's action prompted Doug Hertz, an Atlanta businessman and the chair of the Tulane Board Committee on Intercollegiate Athletics, to make the naming gift for Tulane University's new \$13 million basketball and volleyball practice facility.

"It all starts from the top", says Hertz, "and the Board's support, coupled with President Scott Cowen's plan for the future of the department, shows me that there is a renewed commitment for Tulane Athletics. I also feel that as a board member it's important to lead the way by making a gift that will make a difference.

"Now that Tulane has gained so much momentum academically, it is my hope that the university's decision to invest more in its athletics program will create a renaissance for Tulane athletics, enhance the collegiate experience for all of our students and spark some excitement among our fans."

The Athletics Department's budget has been enhanced to bring it more in line with the other private universities in Conference USA. The decision was made on the recommendation of President Cowen after a series of presentations that outlined the competitive advantages and disadvantages of the Green Wave in 2009-10 compared to other private universities in C-USA and other non-automatic qualifying conferences.

The increase in the budget will support team travel, recruiting efforts, training and conditioning, and accommodate two new sports. As a result, the department will be operating at a fully funded level in all 16 programs.

"This is another milestone for Tulane's intercollegiate athletics program," Tulane director of athletics Rick Dickson said. "It's a much-needed facility that will give our student-athletes and coaches an immediate boost.

"When you look at the new practice facility plus the approval of the investment plan and the financial vote of confidence by the university, you see the future of Tulane Athletics is very bright."

What They're Saying About The Facility

"The Hertz Center has made an incredible impact on our program. The dynamics of our day-to-day operations have changed completely. It is truly "a home" for our student-athletes and our women's basketball staff. It is a superior teaching and learning facility, in addition to being a great space for the team to just hang out in their locker room. And as far as recruiting, it puts us on a level playing field with any program in the country.

"The facility is a true testament to the strong commitment by Tulane University to our athletics department and, more specifically, to our basketball program. I could not be happier about it."

--Lisa Stockton, Tulane women's basketball coach

"This is an exciting day for Tulane Athletics and our basketball program. The construction of the practice facility shows a commitment to the student-athletes at Tulane and it will be a great tool for us in player development and recruiting.

"Tulane University is committed to advancing the educational experience of all our student-athletes with top-notch facilities, technology and equipment. The practice facility falls in line with the overall University commitment to find the best means to develop our students. Our players will now have one of the finest basketball development centers in the country."

--Ed Conroy, Tulane men's basketball coach

"Having a brand new practice facility is an important addition to our volleyball program. It will make an immediate difference to our program and will be a huge recruiting tool.

"As on-court training goes, it is very important for any modern volleyball team to have two courts available at the same time so we can do more position specialized coaching, or individual workouts. The amenities such as the weight room, video room and coach's offices are great bonuses with this great facility. I believe it will beautifully represent our volleyball program, athletic department and Tulane University."

--Sinisa Momic, Tulane volleyball coach



Roster/Quick Facts

Alphabetical Roster

#	NAME	POS	HT	CL	EXP	HOMETOWN	HIGH SCHOOL/COLLEGE
32	Whitney Bibbins	G/F	5-10	RS-So.	1L	Baton Rouge, La.	University Lab
20	Danielle Blagg	G	5-11	So.	1L	San Antonio, Texas	Smithson Valley HS
22	Tiffany Dale	F	6-1	So.	1L	Lavon, Texas	Community HS
45	Chinwe Duru	C	6-2	Fr.	HS	Round Rock, Texas	Vista Ridge HS
15	Adesuwa Ebomwonyi	F	5-10	So.	1L	Pflugerville, Texas	Pflugerville HS
21	Olivia Grayson	G	5-8	Sr.	3L	Metairie, La.	Archbishop Chapelle HS
30	Tierra Jones	G	5-9	Fr.	HS	Madison, Ala.	Bob Jones HS
23	Jamie Kaplan	G	5-8	So.	1L	Sebastian, Fla.	Florida Air Academy
24	Janique Kautsky	G/F	5-10	Sr.	3L	Perth, Australia	Newman College
3	Katie Magee	G	5-10	RS-So.	1L	Ellisville, Miss.	Presbyterian Christian HS
31	Brittany McDonald	F	6-1	Sr.	2L	Atlanta, Ga.	Berkmar HS
42	Morgan Rogers	C	6-3	Fr.	HS	Shreveport, La.	Loyola Prep
25	Tyria Snow	G	5-8	Sr.	3L	Shreveport, La.	Southwood HS
34	Ashley Westby	C	6-3	Jr.	2L	Houston, Texas	Clear Lake HS

Numerical Roster

#	NAME	POS	HT	CL	EXP	HOMETOWN	HIGH SCHOOL/COLLEGE
3	Katie Magee	G	5-10	RS-So.	1L	Ellisville, Miss.	Presbyterian Christian HS
15	Adesuwa Ebomwonyi	F	5-10	So.	1L	Pflugerville, Texas	Pflugerville HS
20	Danielle Blagg	G	5-11	So.	1L	San Antonio, Texas	Smithson Valley HS
21	Olivia Grayson	G	5-8	Sr.	3L	Metairie, La.	Archbishop Chapelle HS
22	Tiffany Dale	F	6-1	So.	1L	Lavon, Texas	Community HS
23	Jamie Kaplan	G	5-8	So.	1L	Sebastian, Fla.	Florida Air Academy
24	Janique Kautsky	G/F	5-10	Sr.	3L	Perth, Australia	Newman College
25	Tyria Snow	G	5-8	Sr.	3L	Shreveport, La.	Southwood HS
30	Tierra Jones	G	5-9	Fr.	HS	Madison, Ala.	Bob Jones HS
31	Brittany McDonald	F	6-1	Sr.	2L	Atlanta, Ga.	Berkmar HS
32	Whitney Bibbins	G/F	5-10	RS-So.	1L	Baton Rouge, La.	University Lab
34	Ashley Westby	C	6-3	Jr.	2L	Houston, Texas	Clear Lake HS
42	Morgan Rogers	C	6-3	Fr.	HS	Shreveport, La.	Loyola Prep
45	Chinwe Duru	C	6-2	Fr.	HS	Round Rock, Texas	Vista Ridge HS

Coaching Staff: *Head Coach* - Lisa Stockton (Wake Forest, 1986; 19th season); *Assistant Coaches:* Beth Dunkenberg (Randolph-Macon, 1988; 1st Season), Alan Frey (New Orleans, 1988; 7th season), Doshia Woods (Western Illinois, 2001; 3rd Season); *Director of Basketball Operations:* Lindsay Wertz (IPFW, 2001; 1st Season); *Athletic Trainer:* Shanda Bradley (Southern Miss, 1999; 4th Season).

Pronunciation Guide

Chinwe Duru

CHIN-way DOO-roo

Adesuwa Ebomwonyi

ah-DES-oo-wuh eb-uh-WAHN-ee

Alan Frey

Alan FRY

Tierra Jones

tee-ER-uh Jones

Janique Kautsky

juh-NEEK KOWT-skee

Katie Magee

KAY-tee Magee

Tyria Snow

TY-ruh Snow

Doshia Woods

DOH-shuh Woods

2012-13 Quick Facts

--General--

Location	New Orleans, La.
Founded	1834
Enrollment	12,622
Nickname	Green Wave
School Colors	Olive Green and Sky Blue
Home Court	Devlin Fieldhouse
Capacity	3,600
Affiliation	NCAA Division I
Conference	Conference USA
President	Dr. Scott Cowen
Alma Mater	Connecticut, 1968
Athletic Director	Rick Dickson
Alma Mater	Tulsa, 1976
Athletic Dept. Phone	(504) 865-5500
Ticket Office Phone	(504) 861-WAVE

--History--

First Season of Women's Basketball	1975-76
All-Time Record	577-476 (.548)
No. Years In NCAA Tournament/Last	10/2010
No. Years in WNIT/Last	4/2012
No. C-USA Regular-Season Titles/Last	4/2010
No. C-USA Tournament Titles/Last	5/2010

--Athletic Communications--

Women's Basketball Contact	Richie Weaver
Alma Mater	Nicholls State, 1998
Office Phone	(504) 314-7232
Cell Phone	(504) 352-5802
E-Mail	rweaver@tulane.edu

--Women's Basketball Staff--

Head Coach	Lisa Stockton
Alma Mater	Wake Forest, 1986
Record at Tulane	372-184 (.669)/19th Season
Career Record	435-211 (.673)/21st Season
Assistant Coach	Beth Dunkenberg
Alma Mater	Randolph-Macon, 1988
Assistant Coach	Alan Frey
Alma Mater	New Orleans, 1988
Assistant Coach	Doshia Woods
Alma Mater	Western Illinois, 2001
Graduate Assistant	Tiffany Aidoo
Alma Mater	Tulane, 2011
Director of Basketball Operations	Lindsay Wertz
Alma Mater	IPFW, 2002
Athletic Trainer	Shanda Bradley
Alma Mater	Southern Miss, 1999
Women's Basketball Office Phone	(504) 865-5672
Best Time To Contact Coach	Contact SID

--Team Information--

2011-12 Record	23-11 (.676)
Home	14-2 (.875)
Away	7-7 (.500)
Neutral	2-2 (.500)
2011-12 Conference USA Record/Finish	9-7 (.563)/T3rd
Home	6-2 (.750)
Away	3-5 (.375)
Final Ranking	N/A
Lettermen Returning/Lost	10/2
Starters Returning/Lost	4/1
Redshirts Returning	1
Newcomers	3

With four starters among 10 letterwinners returning from last year's 23-win campaign, expectations are high as the Green Wave return a young yet experienced team for the 2012-13 season

As the Tulane University women's basketball team took the floor for its first practice back in October, head coach Lisa Stockton could not help but smile and think to herself, "what a difference a year makes." After taking the court last season with five freshmen and the question marks that come with playing an unknown commodity, Stockton and her young squad went 23-11 overall, finished tied for third in Conference USA with a 9-7 league mark, made the C-USA Championship game for the third consecutive season and advanced to the second round of the WNIT.

A year later and her 19th as head coach of the Green Wave, Stockton returns a team still dominated by youth but with proven talent as Tulane welcomes back 10-of-12 letterwinners – including five that started at least 17 games – for the 2012-13 campaign.

"I wouldn't trade our team for any team in the league," Stockton said. "You always see such improvement between the freshmen and sophomore years, and when you look at our five freshmen from last year and how they've come in this year, they're better. They've improved their game. When you add them to our senior class, and our freshmen who have come in here and made a difference in practice, it's an extremely competitive practice now."

"When we walk out into practice, I don't see any weak links. This is not a team where one or two players are going to be weak. I think we're probably stronger from top to bottom than any team I've had probably in the last five years. It's a matter of how people play their roles and how we mesh."

All told, Tulane returns 84.6 percent of its scoring output (1,784-of-2,109 points), 77.3 percent of its rebounds (1,057-of-1,367 boards), 91.5 percent of its assists (462-of-505 dimes), 91.9 percent of its steals (298-of-324 thefts) and 55.2 percent of its blocks (90-of-163 swats) from a year ago.

Headlining the list of returning veterans are senior guard Olivia Grayson and sophomore guard Danielle Blagg, who last season claimed first-team All C-USA honors and C-USA Freshman of the Year recognition, respectively. Grayson is one of four seniors to suit up for the Wave for the 2012-13 campaign, joining point guard Tyria Snow, guard/forward Janique Kautsky and forward Brittany McDonald.

Tulane also welcomes back junior center Ashley Westby along with sophomores Tiffany Dale, Adesuwa Ebomwonyi, Jamie Kaplan and Katye Magee from last year's team. The Green Wave will also return redshirt-sophomore wing Whitney Bibbins, who missed all of the 2011-12 season due to injury, and added the talents of a trio of incoming freshmen in centers Chinwe Duru and Morgan Rogers as well as guard/forward Tierra Brown.

"It's an usual mix of a team because you've got four seniors that have played a lot but you've also got this group of people in the sophomore class has certainly made a huge impact last year and will make a huge impact this year," Stockton said.

"The nice thing about this group is that we're really versatile. You've got Tiffany Dale, Adesuwa and Tierra who can play the four and also on the wing. Janique can do both. We've got such flexibility now offensively and defensively with moving people inside and also moving them back outside. That's going to give us a different look than we've had in the past."

BALL HANDLERS

The Green Wave return a trio of experience ball handlers in Olivia Grayson, Jamie Kaplan and Tyria Snow. Last year, the threesome combined to help Tulane lead Conference USA and rank 42nd nationally in assists per game (14.9) while also finishing third in the league in assist-to-turnover ratio (0.8) and sixth in steals per outing (9.5).

Grayson, who was named to the 2012-13 Preseason All-Conference USA Team, enters her senior season as one of the best all-around players in the history of Tulane women's basketball. Last year, she became the 24th student-athlete in program history to surpass the 1,000-point mark and becomes the first player to enter a season with the millennium mark under her belt since All-American Grace Daley did so prior to the 1999-2000 campaign.

She currently ranks 14th in Tulane history with 1,115 points while also sitting fourth in assists per game (3.8), sixth in assists (383), ninth in steals per game (1.8), 10th in steals (186), 15th in rebounds (544), blocked shots (40) and blocks per game (0.4), and 16th in both points per game (11.0) and rebounds per game (5.4).

Snow became the team's full-time starter at point guard last year as a junior and finished second on the team in assists (111) and steals (70) while sitting fourth in points (236) and point per game (6.9). Kaplan, meanwhile, played in all 34 games with nine starts as a true freshman. She ranked third on the team in assists (78) and fourth in steals (28) while averaging 6.0 points and 1.7 rebounds per contest.

"They're going to handle the ball a lot and they're going to run the show," Stockton said. "We certainly look for Olivia to do more than that as far as scoring, rebounding and all of that, but those three are going to get the team into an offense and be that voice on the floor. They've really developed a kinship between them. They've worked really hard and sometimes they just have a different level of intensity than everybody else."



Senior guard Olivia Grayson is already a member of Tulane's 1,000-Point Club and enters her final collegiate season with 1,115 points, 544 rebounds, 383 assists, 186 steals and 40 blocked shots for her career.



Danielle Blagg was named Conference USA Freshman of the Year and was a four-time C-USA Freshman of the Week honoree last season after averaging 8.4 points an 3.4 rebounds per game while adding 33 assists, 32 steals and 17 blocks.

"Last year, I felt Tyria Snow might have been one of the most improved players on this team and really was a marquee player for us last season. Her consistency was so needed last year. And I look at Kaplan and how much she's really worked on her game and improved, that's learning a lot from the minutes she played as a freshman. She's going to be an exciting player to watch."

SHOOTING GUARDS

While the ball handlers will no doubt be counted on for offensive production, the 2012-13 Green Wave team returns a wealth of talented outside shooters in senior Janique Kautsky as well as sophomores Danielle Blagg and Katye Magee.

Blagg claimed C-USA Freshman of the Year honors and was tabbed the league's Freshman of the Week a school-record four times a year ago. Along the way, she led the Green Wave in 3-point baskets (54) while sitting third in points (286), field goals made (97), steals (32) and blocked shots (17).

Magee saw action in 29 games off the bench while still recovering from a knee injury that robbed her of her true-freshman season. She finished the 2011-12 campaign with 66 points – including 17 3-point baskets – to go with 20 rebounds, nine assists and six steals.

Kautsky, meanwhile, excelled in her first year as a full-time starter. While her

numbers do not jump off the page, Kautsky did a lot of the little things that helped translate into wins including providing tenacious defense. She finished the year fourth on the team in assists (47) and fifth in blocked shots (10), and has worked hard in the offseason to improve her overall game.

"Danielle Blagg had a tremendous freshman year, but I think she's just scratched the surface on what she can develop into with her athleticism and her skills," Stockton said. "People don't realize what a great leaper she is and she's one that I think surprised a lot of teams. Katye Magee is moving so much better now. She's not wearing a brace anymore and she's going to be that 3-point threat that we didn't have consistently last year. She can shoot it really deep and I see that being her role on the team.

"I see Janique Kautsky playing more on the perimeter. She's another one that has improved her guard skills. She's a lot more perimeter-oriented. Her shot has improved. She's just a savvy player. She knows how to play defense, she can pass very well, and if she can knock down those open shots that's going add a dimension we didn't have last year."

SMALL FORWARD

The small forward position will be another area of strength for the Green Wave during the 2012-13 season as sophomores Tiffany Dale and Adesuwa Ebomwonyi return for solid rookie campaigns, redshirt-sophomore Whitney Bibbins is expected back after missing all of last year due to injury, and Tulane adds the talent of incoming freshman Tierra Jones.

Ebomwonyi and Dale both claimed C-USA Freshman of the Week honors a year ago and had a combined 23 starts between them. Ebomwonyi was third on the team in field goal percentage (.486) and rebounds (193), fourth in field goals made (87) and fifth in points (212) while Dale was second on the squad in field goal percentage (.491) and blocked shots (27), and fourth in rebounds (124) while chipping in with 150 points.

Bibbins is back after averaging 7.5 points and 5.0 rebounds per game as a true freshman in 2010-11. That year, she started 17 of the 26 games she played in and chipped in with 21 assists, 21 steals and 15 blocks as Tulane advanced to the C-USA Championship game and the second round of the 2011 WNIT.

Jones, meanwhile, joins the fold following a standout prep career at Bob Jones High (Alabama) where she helped lead her team to a combined 98-13 overall record, three consecutive district titles, a state championship in 2011 and a pair of state runner-up finishes. She is a three-star recruit, received an 88 scout grade and was ranked the No. 45 wing nationally by ESPN.com. She also starred for the Southern Starz AAU team where she helped the squad win the Super Regional Championship and finish runner-up in the state the last two years.



Senior Janique Kautsky is expected to see a lot more time on the perimeter during the 2012-13 season. An all-purpose player as a junior last season, she averaged 3.4 points and 3.2 rebounds per game while also contributing with 47 assists, 25 steals and 10 blocked shots.

"Whitney can play the guard and post spots and create all kinds of match-up problems," Stockton said. "You could put Whitney, Tierra, Tiffany and Adesuwa in the same category. They can play at the same time and they're very athletic."

"It's exciting to see this group and just how well they can face up, put the ball on the floor and also just have a knack for rebounding. Those are four of probably the most natural rebounders that I've coached here at Tulane. When they're in, they're all fighting for the ball from each other. It's going to be interesting to see how all of them develop."

POST POSITION

Perhaps the biggest question mark for the Tulane team heading into the upcoming season is in the post where the Green Wave will have to replace the recently graduated Brett Benzio. Vying for the opportunity to do so will be senior Brittany McDonald, junior Ashley Westby along with true freshmen Chinwe Duru and Morgan Rogers.

The lone senior at the position, McDonald has 38 collegiate games under her belt but has been limited since her arrival in New Orleans due to a serious knee injury she suffered as a prep senior four years ago. Healthy for the first time since joining the Tulane team, McDonald has averaged 1.5 points and 1.2 rebounds per game for her career.

Westby is a similar story as consecutive knee injuries have limited her on-court time over the last two years. In 11 career games, she has scored 22 points, pulled down 12 rebounds and swatted three shots.

Duru and Rogers represent two-thirds of the Green Wave freshman class and will be counted on for their size inside as the duo stand at 6-2 and 6-3, respectively. Duru was a three-year letterwinner at Vista Ridge High in Round Rock, Texas, and Rogers starred three years at Loyola Prep in Shreveport, La.

Duru was named a three-star recruit, earned an 86 scout rating and ranked the No. 39 forward in the nation by ESPN.com after helping her prep team post a combined 66 victories and consecutive trips to the regional finals her final two seasons. Rogers, meanwhile, averaged a double-double as a prepster with 10.7 points and 10.3 rebounds while posting 291 career blocks.

"In the true center position, we've got the two freshmen in Chinwe and Morgan, along with Ashley and Brittany McDonald," Stockton said. "That's good size for us. We just haven't had that kind of size recently. Brett had been our size. We have some strength inside there."

"Brittany certainly adds some experience in there. Probably our biggest question mark is with the lack of experience in that group and how well can we develop them in the next couple of months. We have experience everywhere else. Just not in that position. We've really spent a lot of time individually with them and trying to get them to learn the system. We want an up-tempo and a fast-paced game, so we've got to get that group to be able to keep up and get up and down the floor."

COACHING STAFF

Tulane returns the bulk of its coaching staff including head coach Lisa Stockton, who begins her 19th year at the helm of the Green Wave program. A pillar in the women's basketball community, Stockton has guided the Wave to an overall record of 372-184 (.669), a combined conference mark of 168-104 (.618), four regular-season Conference USA Championships, five C-USA Tournament titles and 13 postseason appearances (10 NCAAAs, 3 WNITs).

Joining her on the bench for the 2012-13 season are Beth Dunkenberger, Alan Frey and Doshia Woods. Frey is the longest tenured of the bunch, entering his seventh season on the staff, and will once again work with the post players. Woods is in her third year with the Green Wave and will handle the Tulane backcourt. Dunkenberger, meanwhile, is in her first year as an assistant coach, but is no stranger to the program after serving as the team's director of operations last season.

"This coaching staff works tremendously well together," Stockton said. "We all complement each other very well. We haven't spent a lot of time with job descriptions because this staff is so willing to take on any role needed. I have such confidence in all three and believe that they come to work every day to make our program better."

SCHEDULE

Sixteen home games and 11 potential contests against teams that made the postseason a year ago highlight the 2012-13 Tulane University women's basketball schedule. Among the teams to play the Tulane squad at home for the upcoming season are three state opponents, including the season-opener vs. Louisiana Tech on Nov. 9. The Green Wave will once again host the Tulane/DoubleTree Classic in late December and will also head to Flagstaff, Ariz., during the Thanksgiving holiday for a two-day tournament at Northern Arizona.

The Green Wave slate will once again be a challenging one as the schedule features four NCAA Tournament teams from a year ago: Eastern Michigan, LSU, McNeese State and UTEP; a pair of WNIT participants: UNC-Wilmington and Memphis; and a pair of Women's Basketball Invitational squads: Bradley and Rice. Tulane will also play host to Loyola-New Orleans, which qualified for the 2012 NAIA Women's Division I National Tournament.

"We are very excited about the team we return for the 2012-13 season and we want to build on last year's success with this very competitive schedule," Stockton said. "It's a great opportunity for us to open at home against a strong Louisiana Tech squad, which will be a future member of Conference USA, and conference play should be very intense in the last year of with the current C-USA membership."

Following the regular-season finale at UTEP on March 8, Tulane will head to the 2013 C-USA Women's Basketball Championship is slated for March 13-16 at the Tulsa Convention Center and The BOK Center with the University of Tulsa serving as the host institution. The winner of the C-USA Championship will earn the league's automatic bid to the NCAA Tournament, which will begin play on March 23. The NCAA Sweet 16 and regional titles games will be played from March 30-April 2, and the NCAA Women's Final Four will be held at the New Orleans Arena, with games scheduled for April 7 and 9.



Tyria Snow started 28 games last season as a junior when she finished second on the team with 111 assists and 70 steals. She tallied double-digit scoring totals on 11 occasions and averaged 6.9 points and 3.0 rebounds per game

Head Coach Lisa Stockton



LISA STOCKTON

Head Coach • 19th Season

Greensboro, N.C. • Wake Forest, 1986

Record At Tulane: 372-184 Overall (.669) • 168-104 In Conference Play (.618)

Career Record: 435-211 Overall (.673) • 195-113 In Conference Play (.633)

As with most coaches in the realm of college basketball, hoops have been a big part of Lisa Stockton's life. Unlike most, however, Stockton's life can be traced to its origin through interaction on the hardwood.

Stockton's parents, Richard and Betty, met while playing for the Chatham Textile League in Elkin, N.C. A native of Greensboro, N.C., Stockton grew up with the legend of basketball along Tobacco Road. She lived in the heart of ACC country where several conference tournaments were held and was actually on hand the night North Carolina State defeated UCLA in the NCAA Final Four on March 23, 1974.

With a background as ingrained in basketball as the hardwood she strolls several times during the season, Stockton enters her 19th season at the helm of the Tulane women's basketball program where she is the dean of Green Wave and Conference USA coaches and the winningest women's basketball coach in the history of either entity.

"Ever since I can remember, I've always wanted to be a basketball coach," Stockton said. "Growing up in North Carolina with its rich tradition of college basketball, I remember going to games and really enjoying being a part of the whole experience. I was fortunate enough to earn an athletic scholarship and that just solidified my decision on the direction I wanted my professional career to go.

"It took a few steps before I got to Tulane, but since I've been here, I've truly found a home. Tulane has everything you look for in a college experience – great academics, a successful tradition of women's basketball and a city with a unique culture and history. Each season that I've been at Tulane has truly been special."

Stockton's career record of 435-211 as a collegiate head coach is good for a 67.3 winning percentage and she is 372-184 during her time at Tulane, including a 168-104 mark in conference play. Since the inception of Conference USA prior to the 1995-96 season, Tulane has gone 339-169 overall and 159-107 in league play. With 372 wins at Tulane, Stockton now has more wins than each of the previous Green Wave coaches

earned in 19 combined years and is the winningest coach in Tulane basketball history (men's or women's).

Along the way, Stockton has led the Green Wave to the postseason 13 times (10 NCAAAs, 3 WNITs) and claimed conference Coach of the Year honors three times (Metro in 1995, C-USA in 2007 and 2010). In addition, Tulane has won four C-USA regular-season championships (1996-97, 1998-99, 2006-07, 2009-10) and the tournament title on five occasions (1997, 1999, 2000, 2001, 2010).

Stockton is now one of four active coaches to take a Top 60 academic institution as listed in U.S. and World Report to at least 10 NCAA Tournaments – joining Tara Vanderveer of Stanford, Muffet McGraw of Notre Dame and Sylvia Hatchell of North Carolina. Seventeen of her players have become members of Tulane's 1,000-Point Club and the Green Wave have averaged better than 20 wins in each of Stockton's previous 18 seasons.

Taking the reins of a program that had never been to the NCAA Tournament and whose only postseason appearance came via the WNIT the year prior to her arrival, Stockton made her presence at Tulane felt right away. Her 1994-95 club went 19-10 overall and 9-3 in the now-defunct Metro Conference. The Green Wave's league record was good for second-place in the final Metro standings – a high-water mark for the program – and Stockton's team earned an at-large bid to the NCAAAs.

Tulane's trip to "The Big Dance" was the first of nine consecutive NCAA bids for Stockton-coached teams and the first of nine straight winning seasons for Stockton-coached teams. A year later, a 21-10 record in 1995-96 was the first of what has become nine 20-plus win seasons with the Green Wave – including a school-record 27 wins in 1996-97 and again in 1999-2000.

While the postseason streak was snapped in 2004, Stockton reloaded her team for success with the addition of four freshmen to an already young-but-talented squad that did not feature a senior on the active roster



Entering her 19th season at the helm of the Green Wave program, Lisa Stockton is the dean of Conference USA coaches and has more wins than every previous head coach in Tulane women's basketball history. Along the way, Stockton has helped guide her team to four regular-season C-USA championships, five C-USA tournament titles, 10 NCAA Tournaments and three WNIT appearances.



for the 2005-06 season. As the Tulane student-body began to move-in process for the school year, however, the Tulane community, the New Orleans area and the Gulf Coast region was rocked to its core as Hurricane Katrina made landfall on Aug. 29, 2005, and the subsequent floodwaters consumed the area.

Relocated to Lubbock, Texas, and the campus of Texas Tech University for the semester, Stockton's leadership and ability to keep her student-athletes focused on the task at hand, the Green Wave finished what has become known as the "Katrina Season" 15-12 and spark a run of seven-straight winning seasons that remains alive entering the upcoming 2012-13 campaign.

The following year, Stockton's troops went 26-7, won the C-USA regular-season title with a 13-3 league mark and returned to the postseason for the first time since 2003 as Tulane advanced to the second round of the 2007 WNIT. Three years later, the Green Wave won another C-USA regular-season crown with a 12-4 conference record, finished the year 26-7 overall and returned to the NCAA Tournament. In each of the last two seasons, Stockton guided the Green Wave to 23-11 overall record, advanced to the C-USA Championship games and a trip to the second round of the 2011 and 2012 WNIT.

While team success has been the ultimate goal of Stockton and the Green Wave since the 1994-95 season, individual recognition has been a mainstay at Tulane during that time as well. In 18 years under its current head coach, Tulane has seen 19 student-athletes earn all-conference honors 29 times (nine first-teamers, 10 second-teamers and 10 third-teamers), eight receive All-Freshman recognition, and four claim a spot on the All-Defensive Team.

In addition, Stockton's players have earned conference Defensive Player of the Year (Janell Burse/C-USA/1999,2000,2001), Sixth Player of the Year (Burse/C-USA/1999, Grace Daley/C-USA/1997, Teana McKiver/C-USA/2001) and Freshman of the Year (Barbara Farris/Metro/1995, Daley/C-USA/1997, Danielle Blagg/C-USA/2012) on three occasions each, as well as Player of the Year (Burses/C-USA/2000) and Newcomer of the Year (Indira Kaljo/C-USA/2009) once apiece. At the 10th anniversary of Conference USA in 2005, Burse and Daley were named to C-USA Team of the Decade, making Tulane one of two schools to have multiple players on the prestigious list.

Tulane student-athletes have also garnered national honors under Stockton's watch as well as Farris (1987), Daley (1998-2000), Burse (2000-01) and McKiver (2002-03) all earn All-America recognition. Ash-

The Stockton File

PERSONAL

Born April 1, 1964
Hometown..... Greensboro, N.C.
High School..... Western Guilford, 1982
Bachelor's Degree Wake Forest, 1986
Master's Degree North Carolina, 1987

PLAYING EXPERIENCE

Western Guilford 1978-82
Wake Forest..... 1982-86

COACHING EXPERIENCE

North Carolina, Graduate Assistant 1986-87
Greensboro College, Head Coach..... 1987-90
Georgia Tech, Assistant Coach 1990-94
Tulane University Head Coach 1994-Present

CAREER HIGHLIGHTS AT TULANE

- 10 trips to the NCAA Tournament
- Three WNIT appearances
- 11 20-win seasons
- Four Conference USA regular-season titles
- Five Conference USA Tournament Championships
- Four All-Americans and one Freshman All-American
- Three Conference Coach of the Year awards
- One Conference USA Player of the Year
- Three Conference USA Defensive Players of the Year
- Three Conference USA Sixth Players of the Year
- Three Conference Freshmen of the Year
- One Conference USA Newcomer of the Year
- 31 All-Conference USA honorees
- 17 career 1,000-point scorers
- Four Tulane Hall of Famers
- Five future WNBA Players
- 79 C-USA Commissioner's Honor Roll recipients
- Nine C-USA Academic Medal winners

Lisa Stockton's Career Coaching Record

As A Head Coach

Year	School	Overall	Pct	Conf/Finish	Pct	Postseason
1987-88	Greensboro	20-7	.741	10-4/T2nd DIAC	.714	-----
1988-89	Greensboro	25-12	.676	9-3/T2nd DIAC	.667	-----
1989-90	Greensboro	18-8	.692	8-2/T1st DIAC	.800	-----
1994-95	Tulane	19-10	.655	9-3/2nd Metro	.750	NCAA (1st Round)
1995-96	Tulane	21-10	.677	9-5/T2nd C-USA Red	.643	NCAA (1st Round)
1996-97	Tulane	27-5	.844	12-2/1st C-USA Red	.857	NCAA (2nd Round)
1997-98	Tulane	21-7	.750	12-4/2nd C-USA National	.750	NCAA (1st Round)
1998-99	Tulane	24-6	.800	12-4/1st C-USA National	.750	NCAA (1st Round)
1999-2000	Tulane	27-5	.844	12-4/1st C-USA National	.750	NCAA (2nd Round)
2000-01	Tulane	22-10	.688	12-4/1st C-USA National	.750	NCAA (1st Round)
2001-02	Tulane	24-11	.686	8-6/T3rd C-USA	.571	NCAA (2nd Round)
2002-03	Tulane	19-10	.655	8-6/T3rd C-USA	.571	NCAA (1st Round)
2003-04	Tulane	10-18	.357	3-11/T8th C-USA	.214	-----
2004-05	Tulane	11-16	.407	3-11/T9th C-USA	.214	-----
2005-06	Tulane	15-12	.556	8-8/T5th C-USA	.500	-----
2006-07	Tulane	26-7	.788	13-3/1st C-USA	.813	WNIT (2nd Round)
2007-08	Tulane	16-14	.533	6-10/T9th C-USA	.375	-----
2008-09	Tulane	18-14	.563	9-7/6th C-USA	.563	-----
2009-10	Tulane	26-7	.788	12-4/1st C-USA	.750	NCAA (1st Round)
2010-11	Tulane	23-11	.676	9-7/T4th C-USA	.563	WNIT (2nd Round)
2011-12	Tulane	23-11	.676	9-7/T3rd C-USA	.563	WNIT (2nd Round)
Greensboro Record (3 years)		63-27	.700	27-9	.750	-----
Tulane Record (18 years)		372-184	.669	168-104	.618	10 NCAA,3 WNIT
Career Record (20 years)		435-211	.673	195-113	.633	10 NCAA,3 WNIT

As An Assistant Coach

Year	School	Overall	Pct	Conf/Finish	Pct	Postseason
1986-87	North Carolina	19-10	.655	9-5/3rd ACC	.643	NCAA (2nd Round)
1990-91	Georgia Tech	15-13	.546	3-11/7th ACC	.214	-----
1991-92	Georgia Tech	20-13	.606	6-10/7th ACC	.375	WNIT Champions
1992-93	Georgia Tech	16-11	.594	8-8/T4th ACC	.500	NCAA (1st Round)
1993-94	Georgia Tech	12-15	.444	5-11/7th ACC	.313	-----



Head Coach Lisa Stockton

The Word On Lisa Stockton

"The Coaching Staff at Tulane did an exceptional job of not only making sure I was a phenomenal athlete, but a great student as well!! Leaving there with my degree and a wonderful opportunity to make a career out of my sport was pretty amazing."

--**WNBA Veteran and Tulane Hall of Famer Janell Burse**
(Tulane, 1996-2000)

"Over the years I developed a tremendous amount of respect for Lisa as a person and as a coach. She is so knowledgeable and she really individualizes her coaching style to each player to find a way to reach every one. She takes the time to develop a relationship with each of her players. I consider her a great friend. I became the player that I am because of my years at Tulane."

--**Nine-Year WNBA Veteran and Tulane Hall of Famer**
Barbara Farris (Tulane, 1995-98)

"Coach Stockton and the entire staff put me in positions to develop personally and professionally. Her dedication to me as a person is one of the reasons I believe she is a great coach."

--**Auburn GA Women's Basketball Coach Ashley Langford**
(Tulane, 2005-09)

"Playing for Coach Stockton taught me a lot about myself. I found that I had a lot of untapped resources within myself. Dreaming big means working harder, but it all pays off in the end."

--**WNBA Veteran and Tulane Hall of Famer Teana McKiver**
(Tulane, 2000-03)

"I just think that Lisa Stockton is the epitome of class and consistency. It shows in her overall record at Tulane, it shows in her number of NCAA invites and the number of conference titles. But it also shows in her relationship with her current and former players – who still feel such a part of the program – as well as in her relationship with her current and former staff members who still carry a bit of Lisa with them in everything that we do."

--**Miami Head Women's Basketball Coach Katie Meier**
(Tulane assistant coach, 1994-2001)

"Tulane basketball is synonymous with Lisa Stockton. Both have been successful due to her passion, drive, loyalty, and dedication. Her success over the span of two decades is record-worthy. Her success post-Katrina is just one example of the tremendous coach and leader Tulane has at the helm of its women's basketball program. Lisa is a remarkable coach and an even greater role model for every student-athlete that has the good fortune of playing for her."

--**Emory Head Women's Basketball Coach Christy Thomaskutty**
(Tulane, 1992-96)

ley Langford was a Freshman All-American in 2006 and Chassity Brown was named to the WBCA All-Region IV Team in 2010. In addition, four of Stockton's former student-athletes – Burse, Daley, Farris, and McKiver – have been elected into the Tulane Athletics Hall of Fame.

For some of Stockton's prized pupils, success on the court did not end once their collegiate eligibility expired. Five former Green Wave standouts have gone on to play in the WNBA – including Farris and Burse who won WNBA Championships with the Detroit Shock in 2003 and Seattle Storm in 2004, respectively – and many more have enjoyed pro playing careers overseas.

But what Stockton may be most proud of is her student-athletes' collective accomplishments in the classroom as every four-year player has completed their degrees under her watch.

Thirty-seven women's basketball players have earned C-USA Commissioner's Honor Roll recognition 79 times for holding GPAs of 3.2 or higher since the 1995-96 season. Five student-athletes – Brooke Blankenship (10-11, 11-12), Kiki Cizmar (96-97), Gwen Slaughter (02-03), Britt Themann (99-00, 00-01, 01-02, 02-03) and Christy Thomaskutty (95-96) – claimed C-USA Commissioner's Academic Medal honors for maintaining at least a 3.75 GPA, Ashley Langford (08-09) and Jami Montagnino (06-07) were named C-USA Scholar Athletes, and Themann earned a C-USA Postgraduate Scholarship in 2003.

Stockton's impact has not been limited to her players, however, as four former assistant coaches at Tulane went on to become collegiate head coaches: Katie Meier (Charlotte and Miami [Fla.]), Kellie Kennedy (Loyola-New Orleans), Michele Savage (Davidson) and Jenny Yopp (Portland State and Illinois State).

While Stockton's teams and student-athletes have achieved success both on the court and in the classroom, these accomplishments are nothing that the head coach herself did not earn while she was a collegiate player.

Following a standout prep career at Western Guilford High School, Stockton packed her bags for Wake Forest University. During her four-year career with the Demon Deacons from 1983-86, she set the school's

career records in scoring (1,347), scoring average (12.1 ppg), field goals made (592), field goals attempted (1,262), field goal percentage (.462), assists (330), steals (206) and minutes played (3,385).

Stockton still holds the Wake Forest record for consecutive games started with 97 and ranks in the top 10 in nearly every statistical category previously mentioned. As a senior during the 1985-86 season, Stockton was named honorable-mention Fast Break All-American after scoring 473 points and hitting 204-of-415 shots (.491), pulling down 94 rebounds, dishing out 97 assists and tallying 58 steals.

She was named ACC Player of the Week and claimed MVP honors of the Dartmouth Tournament as a junior, and was named MVP of the James Madison Invitational and of the Demon Deacon team as a senior.

Stockton earned a spot on the ACC Academic Honor Roll following each of her final two seasons at Wake Forest and graduated cum laude with a bachelor's degree in health and sports science in 1986.

She was drafted by the National Women's Basketball Association following her senior season, but chose instead to begin her coaching career as a volunteer assistant at the University of North Carolina for the 1986-87 season. During her lone season in Chapel Hill, N.C., the Tar Heels finished 19-10 overall record, posted a third-place showing in the ACC with a 9-5 league record and advanced to the second-round of the NCAA Tournament. Stockton also enveloped herself in post-graduate studies and completed her master's degree in 1987.

From there, Stockton accepted her first collegiate head coaching position at Division III Greensboro College. In three seasons there, she helped guide the Pride to a combined 63-27 record. Along the way, six players earned all-conference honors, including first-team selections Lorraine Orr and Susan Gasperson in 1987-88, Gasperson in 1988-89, and Tara Thompson in 1989-90.

Inheriting a team that had never enjoyed a winning record, Stockton's 1987-88 Greensboro team went 20-7 and finished tied for second in the Dixie Intercollegiate Athletic Conference with a 10-4 league record. The performance earned her the first of two DIAC Coach of the Year honors as Stockton earned the title again following the 1989-90 season after the Pride went 18-8 overall and finished tied for the league title at 9-3.

She returned to the Division I level the following year when she accepted the top assistant position at Georgia Tech where she was responsible for coordinating recruiting efforts, monitoring academic progress, supervise scheduling and coaching the offense. In four years with Stockton on the staff in Atlanta, the Ramblin' Wreck combined to go 63-52, including a 20-13 mark in 1991-92 when North Carolina won the WNIT. The following season, Georgia Tech went 16-11, finished tied for fourth in the ACC with an 8-8 league record and advanced to the NCAA Tournament for the first time in school history.

Two years later, Stockton accepted her current position at Tulane.

Along with her Coach of the Year accolades, Stockton was named one of CitiBusiness' Women of the Year in 2007. She is a member of the NCAA Women's Basketball Issues Committee and also serves on the Academic Subcommittee for the issues committee. Stockton has also served two terms on the Kodak All-American Committee, twice chaired the C-USA Women's Basketball Coaches and served two terms as the WBCA Conference Captain.

From the beginning, Stockton and Tulane have been a perfect fit; in part, the coach believes, because her educational experience at Wake Forest was similar to the ones her current players face at Tulane. Stockton appreciates the value of putting academic priorities first, and at Tulane the coach doesn't just say it, she has lived it.

"A school like Tulane is absolutely the best environment for student-athletes, and for a coach," Stockton said. "We attract people who are goal-oriented and who are achievers. Student-athletes don't come here unless they're serious about basketball and academics. That's the kind of school I chose, and I'm so glad I did."

In her 18 seasons, Stockton has built Tulane into a winning program with victories over ranked programs, tournament championships and a succession of All-Americans and future professional players piling wins on top of wins.

"I'm proud of our run of NCAA tournaments and conference championships," Stockton said. "I'm proud of the tradition we've built and look forward to expanding the level of expectation and achievement here at Tulane University."



BETH DUNKENBERGER

Assistant Coach • 1st Season

Shawsville, Va. • Randolph-Macon, 1988

"Beth is a tremendous addition to our coaching staff. With her over 20 years of collegiate experience, Beth provides such great insight in all aspects of our program. Her knowledge, teaching style, and willingness to take on any needed role has greatly enhanced our program."

--Lisa Stockton on Beth Dunkenberger

In her second season with the Green Wave and first as assistant basketball coach is Beth Dunkenberger. After serving as the program's director of operations during the 2011-12 season, Dunkenberger will assist in all facets of the Tulane team including game planning, recruiting and supervising the student-athletes' academic progress.

Dunkenberger brings a wealth of coaching experience to the Green Wave squad, including head-coaching stints at Western Carolina from 2000-04 and Virginia Tech from 2004-11 where she posted 175 combined victories. In addition, she also served as a graduate assistant and assistant coach with the Hokies from 1988-97 and as an assistant coach at Florida from 1997-2000. All told, Dunkenberger-coached teams have advanced to the postseason on eight occasions, including a pair of NCAA Tournaments and one WNIT bid during her time leading the Virginia Tech program.

As head coach of the Hokies, Dunkenberger guided her team to .500-or-better records five times, including a 21-10 mark in 2005-06 when Virginia Tech advanced to the second round of the NAAs. She also led her team to the NCAA Tournament in 2005 and to the third round of the WNIT in 2007. Dunkenberger helped four student-athletes claim All-ACC honors – Kerri Gardin in 2005 (honorable mention) and 2006 (third team), Kirby Copeland in 2007 (honorable mention), Brittany Cook in 2008 (second team) and Utahya Drye in 2009 (honorable mention) – while Andrea Barbour claimed a spot on the ACC All-Freshman Team in 2008.

Several of her players also went on to play basketball professionally, including Gardin – who became the first former Hokie to play in the WNBA when she suited up for the Connecticut Sun from 2008-10 and the Washington Mystics in 2011. Copeland, Nara Diawara and Dawn Chriss all played in Europe, and Diawara was selected to the 2008 Beijing Olympic Games for her native country of Mali.

Dunkenberger originally moved to Blacksburg, Va., in 1988 and spent the next two years as a graduate assistant before serving as a full-time assistant from 1990-97. As an assistant, she helped the Hokies win the

The Dunkenberger File

PERSONAL

Hometown..... Shawsville, Va.
High School..... Shawsville, 1984
Bachelor's Degree Randolph-Macon, 1988
Master's Degree Virginia Tech, 1990

COACHING EXPERIENCE

Virginia Tech, Graduate Assistant 1988-1990
Virginia Tech, Assistant Coach..... 1990-97
Florida, Assistant Coach 1997-2000
Western Carolina, Head Coach 2000-04
Virginia Tech, Head Coach 2004-11
Tulane, Director of Operations..... 2011-12
Tulane, Assistant Coach 2012-Present

Metro Conference Tournament crown in 1994 and the Metro regular-season title in 1995 as Virginia Tech advanced to the NCAA Tournament both years.

From there, Dunkenberger accepted an assistant coaching position at Florida. From 1997-2000, she helped the Gators go a combined 73-36 record, including a 23-9 mark and a trip to the NCAA Sweet 16 in 1997-98. With Dunkenberger on staff, Florida also made the NCAA Tournament in 1999 and advanced to the 2000 WNIT title game.

Dunkenberger earned her first head coaching spot at Western Carolina in 2000, and over the next four seasons, helped the Catamounts post 65 victories. She was named Southern Conference Coach of the Year following the 2002-03 season when Western Carolina tallied 21 wins – the most by the team since moving to the Division I level in 1981 – and advanced to the finals of the SoCon Championship.

Under Dunkenberger's tutelage, WCU's Tiffany Hamm claimed All-Southern Conference honors from 2002-04, earned Player of the Year by the SoCon Sports Media Association in 2003 and was tabbed the league's Freshman of the Year in 2001. In addition, Ki-Ki Glass earned a spot on the 2002 SoCon All-Freshman Team.

While all of her teams have performed admirably on the court, Dunkenberger's squads have also stood out in the classroom as well. Her Virginia Tech teams featured a trio of Academic All-Americans, 11 Academic All-District honorees, a pair of ACC postgraduate scholarship recipients. Among those honorees was Laura Haskins who was the first-ever recipient of the Kay Yow ACC Women's Basketball Scholar-Athlete of the Year award in 2009.

At Western Carolina, her student-athletes claimed Arthur Ashe Jr. Sports Scholar recognition three times – including two-time winner Yoneko Allen – and her 2000-01 team finished sixth in the national academically with an overall grade point average of 3.313.

A standout student-athlete in her own right, Dunkenberger played collegiately at Randolph-Macon College from 1984-88 where she claimed all-conference and Academic All-District recognition, and was tabbed the school's Top Student-Athlete in 1988. A native of Shawsville, Va., Dunkenberger, was the valedictorian at Shawsville High in 1984, graduated cum laude from Randolph-Macon with a bachelor's degree in mathematics in 1988 and completed her master's degree in education from Virginia Tech in 1990.





ALAN FREY

Assistant Coach • 7th Season

New Orleans, La. • University of New Orleans, 1988

"Alan has a contagious passion for the game and a sincere commitment to making our program better. Since joining the staff in 2006, we have built a consistent level of success. His devotion to teaching and developing our players has helped each student-athlete reach her potential."

—Lisa Stockton on Alan Frey

Alan Frey begins his seventh season with the Tulane women's basketball team where he will once again work with the Green Wave's post players.

The 2012-13 season marks Frey's sixth year handling the Green Wave student-athletes on the blocks, as he handled Tulane's guards during the 2009-10 campaign. In addition, Frey's areas of focus are game scheduling, recruiting, opponent scouting and individual player development.

During his time at Tulane, Frey has helped the Green Wave post winning records each season, tally a combined 132-64 overall record, win a pair of Conference USA regular-season titles and claim a quartet of postseason appearances (NCAA in 2010, WNIT in 2007, 2011 and 2012).

Under Frey's tutelage, the Green Wave post players have consistently ranked among C-USA leaders in rebounding and blocked shots. In addition, he was instrumental in helping Brett Benzio – who is currently playing professionally in Germany – becoming just the second player in Tulane women's basketball history and the third Green Wave student-athlete overall (men's or women's) to score at least 1,000 points and pull down at least 1,000 rebounds during their career.

Frey's recruiting efforts have been instrumental to the program's overall success in recent years as a trio of Green Wave rookies –Benzio in 2009, Olivia Grayson in 2010 and Danielle Blagg in 2012 –earned C-USA All-Freshman Team recognition, while Blagg claimed C-USA Freshman of the Year honors last season and junior college transfer Indira Kaljo was tabbed C-USA Newcomer of the Year in 2009.



The Frey File

PERSONAL

Hometown.....New Orleans, La.
High School.....Jesuit, 1983
Bachelor's DegreeUniversity of New Orleans, 1988

COACHING EXPERIENCE

Kenner Angels (AAU), Head Coach..... 1992-2006
Team Louisiana (AAU), Assistant Coach 1987-92
Loyola-New Orleans, Assistant Coach..... 2004-06
Tulane, Assistant Coach2006-Present

A native of New Orleans, Frey joined the Tulane family for the 2006-07 season after spending the previous two years as an assistant coach for the Loyola (New Orleans) University's men's team. His duties with the Wolfpack included recruiting, on-court instruction and practice implementations.

In addition to his collegiate coaching experience, Frey spent 15 years coaching the AAU Kenner Angels to 13 Finals Fours and five national championships from 1992-2006. He compiled an overall record of 425-67 during his time with the Angels, including a 138-25 mark at the national tournament.

The 1997 AAU National Coach of the Year, Frey guided the team to the Gold Medal in at the 1996 Junior Olympics and a second-place finish in 2005. Frey's teams amassed 15 Louisiana AAU titles in as many years with a 79-1 record at the state tournament.

Frey also served as an assistant coach for Team Louisiana at the U.S. Junior Nationals from 1987-92, and the 1990 squad won the USJN championship. He also served as an assistant coach (1984-91) and head coach (1992-2004) for the Jefferson Parish Recreation Department All-Stars where he helped the club win a combined 13 International Championships.

During his time with the AAU, Frey helped more than 50 of his players earn Division I scholarships, including current Green Wave standout Grayson, as well as Tulane alumni Tiffany Aidoo, Sarah Goree, Rodnelle Hadley, Salome Hector, Mignon Frey, Mary Ann Marino, Lacey Vicknair and Kristi Pertuit. In addition, five of his former players have gone on to play in the WNBA – Vickie, Niesa and Temeka Johnson, Yolanda Moore and Detrina White.

Prior to joining the collegiate coaching ranks, Frey has spent the bulk of his professional career managing not-for-profit organizations throughout the New Orleans area.

A leader in New Orleans philanthropic circles for nearly 20 years, Frey served as the President of the New Orleans' Chapter of the Association of Fund Raising Professionals in 2005 as well as the President of the Louisiana Chapter of Community Health Charities in 2005-06. He was the executive director of the Louisiana Chapter of the Cystic Fibrosis Foundation from 2000-06 and remains actively involved in the foundation's fund-raising efforts.

A 1983 graduate of nearby Jesuit High School, Frey received his bachelor's degree in history from the University of New Orleans in 1988. He is married to the former Karen Halley of Metairie, the couple resides in Metairie, and they have three children: Halley, 16, Garrett, 14, and Hayden, 8.



DOSHIA WOODS

**Assistant Coach/Recruiting Coordinator • 3rd Season
Topeka, Kansas • Western Illinois, 2001**

"Doshia brings great energy everyday. She is tremendously organized and has established such positive relationships with our players. Doshia's experiences in major conferences as a lead recruiter and coach has really added to our efficiency as a staff."

--Lisa Stockton on Doshia Woods

Doshia Woods begins her third season as a member of the Tulane women's basketball coaching staff during the 2012-13 season and will once again primarily be responsible for the development of the Green Wave's perimeter players, serve as the recruiting coordinator and oversee the student-athletes' academic progress.

During her time at Tulane, Woods has helped the Green Wave post back-to-back 23-win seasons, advance to a pair of Conference USA Championship title games and earn consecutive bids to the WNIT. Her impact on the team has been evident as Tiffany Aidoo claimed third-team All C-USA honors in 2011 while Danielle Blagg claimed C-USA Freshman of the Year recognition in 2012.

A noted recruiter in the realm of women's basketball, Woods' has been instrumental in landing star student-athletes everywhere she has been. More importantly, Woods has been able to develop that talent she has helped sign.

Her first recruiting class at Tulane proved to be a solid group as the four freshmen – Blagg, Tiffany Dale, Adesuwa Ebomwonyi and Jamie Kaplan – combined to earn C-USA Freshman of the Week honors on seven occasions. All four rookies earned C-USA Freshman of the Week at least once each, including a four-time winner in Blagg. Prior to last season, no C-USA school had more than two players earn the honor.

Woods joined the Tulane staff for the 2010-11 campaign following stints at Western Illinois, New Mexico State, Oregon State and Missouri. Highlighting the list of her prominent student-athletes Woods has worked with prior to her time with the Green Wave include Tiffany Cornelius, Mercedes Fox-Griffin, Judie Lomax, Casey Nash, Talisa Rhea and Zane Teilane.

Under Woods' tutelage, Cornelius and Teilane claimed Mid-Continent Conference Player of the Year honors at Western Illinois in 2003 and 2005, respectively. While Woods had moved on to Oregon State by the time Teilane completed her career, Teilane went on to earn honorable-mention WBCA/Kodak All-America recognition, was drafted by the Detroit Shock in the third round of the 2006 WNBA Draft and played in the 2008 Olympics as a member of Team Latvia.

Teilane is one of three future Olympians Woods helped develop as Kimberly Butler of Oregon State and Tugba Palazoglu of Western Illinois earned spots on the 2012 Great Britain and Turkey National Teams, respectively.

During her time at Oregon State, Woods' recruiting efforts helped the Beavers land the Alaska and Gatorade Player of the Year in Rhea as well as Lomax. Rhea became the 15th OSU player to score 1,000 career points and was named All-Pac 10 last season. Lomax, who transferred to Columbia after Woods and the rest of the coaching staff left the University following the 2007-08 season, went on to lead the NCAA in rebounding twice during her time with the Lions and was named Ivy League Player of the Year in 2010.

Woods also developed Nash during her time in Corvallis, Ore., helping her earn All-Pac 10 honors and

The Woods File

PERSONAL

Hometown..... Topeka, Kansas
High School..... Topeka, 1997
Associates Degree..... Barton, 1999
Bachelor's Degree Western Illinois, 2001

COACHING EXPERIENCE

Western Illinois, Assistant Coach 2001-04
New Mexico State, Assistant Coach 2004-05
Oregon State, Assistant Coach/Recruiting Coordinator..... 2005-08
Missouri, Assistant Coach/Recruiting Coordinator..... 2008-10
Tulane, Assistant Coach 2010-Present

move on to a successful professional playing career in Europe. Fox-Griffin, meanwhile, tallied 180 assists in 2006-07, which sits second in school single-season history and ranked eighth nationally in assists-per-game.

A native of Topeka, Kan., Woods began her coaching career at her alma mater - Western Illinois - in 2001 and helped the Westerwinds post a combined 57-30 record in three seasons. WIU earned Mid-Con (now Summit League) regular-season titles in each of Woods' final two seasons there and advanced to the WNIT in 2003.

From there, Woods accepted an assistant position at New Mexico State for the 2004-05 season where she served as the academics and community service liaison, had a hand in all aspects of player development, scouting and game preparation, and was involved in all aspects of recruiting. After one season with the Aggies, she moved on to Oregon State where she helped the Beavers post a 10-game improvement in her first year in Corvallis, go 16-15 and earn a bid to the WNIT.

Following three seasons as assistant coach and recruiting coordinator at OSU, Woods moved on to Missouri where she held a similar position for two seasons.

A 1997 graduate of Topeka High School, Woods began her collegiate playing career at Barton Community College where she averaged nine points and two assists in two seasons with the Cougars. As a sophomore, she led BCC in 3-point shooting, earned second-team All-Jayhawk West Conference honors and helped lead the team to a conference championship. The Cougars' 29-2 overall record was the highest winning percentage in school history at that time and Barton finished the year ranked sixth nationally.

Woods' accepted a scholarship to Western Illinois for the 1999-2000 season and played in 57 games over the next two years for the Westerwinds. During her Division I career, she averaged 8.8 points per game and was named second-team All-Mid Continent Conference as a senior after draining a school-record 62 3-point baskets. Her 62 treys stood as a WIU single-season record until the 2011-12 season when it was surpassed. Despite playing just two seasons there, Woods' 102 career 3-pointers currently ranks fifth in school history.

She earned an associate's degree from Barton in 1999 and completed her bachelor's degree in English with a minor in psychology from Western Illinois in 2001. Woods is a member of the Women's Basketball Coaches Association and the Black Coaches Administrators Association. In her time away from the court, she volunteers for "Girl's First", a non-profit organization that targets young females in the New Orleans area.





**TIFFANY
AIDOO**
Graduate Assistant • 2nd Year
Slidell, La.
Tulane, 2011

In her second season as a graduate assistant with the Tulane women's basketball team, Tiffany Aidoo will continue to work with the marketing, alumni and video departments.

A four-year letterwinner with the Green Wave from 2007-11, Aidoo will once again be responsible for helping create marketing strategies to promote the program, encourage alumni to become more involved with the team and Tulane Athletics, as well as work with the video staff to cut video and help coordinate film exchange. In addition, she will help update and monitor the Tulane women's basketball social media outlets and serve as a player liaison and assist in day-to-day issues.

During her playing career with the Green Wave, Aidoo played in 129 games with 74 starts and averaged 8.1 points, 3.3 rebounds, 1.3 assists and 1.3 steals per game. She concluded her career ranking fifth in Tulane history in 3-pointers made (163), seventh in 3-point attempts (465) and 3-point percentage (.351), and 10th in minutes played (3,077).

Aidoo became the 23rd player in Tulane history to score 1,000 career points and finished with 1,047 to rank tied for 20th all-time. She set the Tulane single-season record for 3-point field goal percentage as a junior during the 2009-10 season (.433) after connecting on 58-of-134 shots from beyond the arc. Aidoo also ranks second and ninth in Green Wave single-season history in 3-pointers made with 87 and 58 in 2010-11 and 2009-10, respectively.

As a senior, Aidoo claimed third-team All-Conference USA and All-Louisiana honors, and claimed honorable-mention all-state recognition as a junior. She helped lead the Green Wave to a C-USA regular-season championship, C-USA tournament title and a spot in the NCAA Tournament in 2010 and helped guide Tulane to the second round of the WNIT in 2011.

As a prepster at Northshore High School, Aidoo earned first-team All-District 4-5A in each of her final three seasons, tabbed second-team all-state as a junior and first-team all-state as a senior. She received first-team all-metro honors as a junior and senior and helped lead Northshore to district titles both seasons.

Aidoo graduated from Tulane with a bachelor's degree in communications in May 2011 and is currently working on her master's in liberal arts.



**CHARLOTTE
BATTIEST**
Academic Coordinator • 6th Year
New Orleans, La.
Univ. of New Orleans, 2001

Charlotte Battiest is in her sixth year as an assistant academic coordinator at Tulane where she works with the Green Wave women's basketball, volleyball and track and field teams.

In her current capacity, Battiest monitors the academic and degree progress of her assigned sports and assists with the certification of student-athlete eligibility. She also facilitates study sessions and tutoring as well as assisting the student-athletes with registration and course scheduling.

Battiest came to Tulane from her alma mater, the University of New Orleans, where she spent four years in the office of admissions.

A native New Orleanian, Battiest earned her bachelor's degree in English from UNO in 2001 and completed her master's degree in education administration in 2003.



**SHANDA
BRADLEY**
Athletic Trainer • 4th Year
Ozark, Ala.
Southern Miss, 1999

Shanda Bradley begins her fourth season as an assistant athletic trainer at Tulane where she works primarily with the women's basketball program while assisting with all Green Wave sports.

Bradley joined the Tulane family for the 2009-10 season after spending the previous four years at Florida State. Prior to her stint at FSU, Bradley was the associate athletic trainer at Southern Miss beginning 2004 where she worked with the Golden Eagles' women's basketball program until 2006. She also spent three years at the University of Wyoming as the head trainer for the Cowgirls' women's soccer and basketball teams, and the Cowboys' wrestling squad from 2001-04.

A 1999 graduate of Southern Mississippi, Bradley earned her bachelor's degree in human performances and athletic training and completed her master's in sports management from Appalachian State in 2001. She is married to Ben Bradley and the couple resides in New Orleans.



**CHELSEY
RICHTER**
Program Coordinator • 1st Year
Madisonville, La.
Loyola-New Orleans, 2012

Entering her first year as a program coordinator at Tulane is Chelsey Richter where she oversees all aspects of the women's basketball and volleyball programs.

In her current capacity, Richter helps plan, schedule and organize team travel, maintains a recruiting database, monitors operating budgets, assists in summer camp organization and serves as a liaison to the athletic administration, supports service areas, vendors, suppliers, scouts and officials.

Prior to coming to Tulane, Richter worked as a community relations assistant with the New Orleans Zephyrs – the Triple-A affiliate of the Miami Marlins – during the 2012 season where she assisted with all mascot-related promotions and the Boudreaux's Kids Crew program. In addition, she was a sports writer for The Loyola Maroon – the student paper at Loyola University of New Orleans – was an evening building manager at the Loyola Office of Co-Curricular Programs and served in various capacities with the Loyola Department of Athletics.

Richter has also served as an elite mascot instructor for the Universal Cheerleaders Association (UCA) since May 2008. During her time with the organization, she was named the 2012 UCA Mascot "Above & Beyond" Award recipient and claimed the 2010 UCA Mascot Instructor of the Year honors. Richter suited up in Loyola's Havoc the Wolf outfit for several of the Wolfpacks' home games and also served as the "Voice of the Pack" for various Loyola sports.

A native of Madisonville, La., Richter earned her bachelor's degree in religious studies from Loyola in May 2012. As an undergrad, she served as the Loyola Week Committee Chair for the 2011-12 academic year and was the Loyola Athletics Pep Rally Committee Chair from 2008-2012.



GREG STEWART
Team Doctor • 25th Year
Sugar Land, Texas
Houston Baptist, 1986

A mainstay on the Green Wave bench for over 20 years, Dr. Greg Stewart has served as team physician for the Tulane department of athletics since 1987. The co-director of the Tulane's sports medicine program, Stewart is board certified in physical medicine and rehabilitation and has been involved in various aspects of sports medicine since his arrival in New Orleans.

Stewart graduated from Houston Baptist in 1982 and earned his doctorate from the University of Texas Medical School in Galveston in 1986.

He is an associate professor of orthopaedics at the Tulane School of Medicine and is an advisory member of both the National Athletic Trainer's Association and the Louisiana Athletic Trainer's Association. Stewart is also a fellow of the American College of Sports Medicine and the director of sports medicine for St. Charles and Plaquemines Parishes.

Stewart was invited to assist in the first Combine of the World League of American Football and arranged physician coverage for the 10th National Veterans Wheelchair Games in New Orleans. He served as the team physician for the New Orleans Night Arena Football Team from 1991-92 and participated as a member of the medical staff in the 1991 United States Olympic Track and Field Trials at Tad Gormley Stadium. In 1996, Stewart received the Louisiana Sports Medicine Society's Jim Finks Award for "Outstanding Contributions to Sports Medicine."

He is the current director of education for the Louisiana Sports Medicine Society and sits on the Sports Medicine Committee of the Louisiana State Medical Society.

Stewart is married and has three children: daughters Lauren (27) and Tess (18); and son Shaid (16).



RICHIE WEAVER
Athletic Communications • 12th Year
Meraux, La.
Nicholls State, 1998

Richie Weaver is in his 12th year in the Tulane Athletic Communications Office where he serves as the primary contact for women's basketball, sand volleyball and women's swimming. He is also the secondary contact for the Green Wave's football program and has previously worked with Tulane's indoor volleyball, women's golf and baseball teams.

Weaver also helps coordinate the press box during the annual Allstate Sugar Bowl and R&L Carriers New Orleans Bowl, managed the stat crew for the 2004 and 2008 BCS National Championship games, and serves as a sideline producer for Dial Global Sports (formerly Westwood One).

When not busy with his athletics duties, Weaver is an active member of the Boy Scouts of America where he is a member of the Southeast Louisiana Council's Property Committee and has served as the Aquatics Committee Chairperson. A former member of Troop 84 out of Violet, La., Weaver earned the prestigious rank of Eagle Scout in 1989. He has spent the last 23 years as a member of the Camp V-Bar summer camp staff in various capacities, including a two-year stint as the program director and is a certified BSA Aquatics Instructor.

Weaver joined the Tulane staff in August 2001 after a 13-month stint at Jacksonville (Fla.) University. He also worked as a graduate assistant at Troy State and Louisiana-Monroe. A 1998 graduate of Nicholls State University with a bachelor's degree in mass communication, Weaver worked in the Colonel sports information office as an undergraduate and was named Who's Who Among American Colleges and Universities.

A native of Meraux, La., Weaver is married to the former Meghan Le-gaux and the couple resides in Metairie. He is a member of the U.S. Basketball Writers Association, National Collegiate Baseball Writers Association, College Sports Information Directors of America and the National Football Writers Association of America.



LINDSAY WERNTZ
Director of Operations • 1st Year
Freeport, Ill.
IUPFW, 2002

Lindsay Werntz is in her first season as the Green Wave's director of women's basketball operations where she is responsible for coordinating film exchange, overseeing Tulane's student manager staff, serving as the liaison to the equipment operations staff, as well as working with Tulane's game operations staff and managing the Green Wave's travel on road trips. She will also help coordinate the team's special projects with the Tulane campus and New Orleans community.

Werntz comes to Tulane following two seasons as the top assistant at Loyola University of New Orleans where she helped lead the Wolfpack to a combined 43-18 overall record and a 20-10 mark in Southern States Athletic Conference action. Last year, Werntz helped Loyola post a 23-6 record and a 14-4 league mark while advancing to the NAIA National Championship Tournament. The Wolfpack's .793 winning percentage in 2011-12 stands as the second-best in the history of the program.

While at Loyola, Werntz was responsible for game-day preparation, scouting and recruiting while also designing and implementing the strength and conditioning program and oversaw the team's academic progress. She helped Keiva Council and Jasmine Brewer earn All-America, All-Louisiana, all-conference and National All-Jesuit Team honors.

In addition, Werntz was head coach at Hill College for the 2007-08 season and also served as assistant coach at Nevada from 2006-07, midland college from 2004-06 and Florida Gulf Coast from 2002-03. She helped Nevada earn a spot in the WNIT in 2007, helped guide Midland to a spot in the Region V Championship and was instrumental in FGCU going 30-1 and posting the nation's top defense during her lone year in the Sunshine State. Werntz' upcoming stint with the Green Wave is her second in Conference USA after serving as a graduate assistant coach at Marshall during the 2003-04 season.

Outside the realm of college athletics, Werntz spent two years as a trainer at One-On-One Personal Training from 2008-10 in Columbia, Mo., and was the director for Gaining The Edge Basketball Camp in 2002 in her hometown of Freeport, Ill.

Werntz played college basketball at Arkansas State during the 1996-97 season before spending two seasons at Indiana University-Purdue University Fort Wayne. She completed her bachelor's degree in general studies from IPFW in 2002, and earned a master's degree in health and physical education from Marshall two years later.



Scott S. Cowen

University President • 17th Year at Tulane • Metuchen, N.J. • UConn, 1968

Scott S. Cowen is Tulane University's 14th President. He also holds joint appointments as the Seymour S. Goodman Memorial Professor of Business in Tulane's A.B. Freeman School of Business and Professor of Economics in the School of Liberal Arts.

Since President Cowen's arrival in 1998, Tulane University has more than quintupled its

undergraduate applications while experiencing all-time highs in student quality. In addition, Tulane has more than doubled the level of total private giving to the university and received a record level of research awards. The university has implemented a number of innovative academic and research program initiatives and significantly increased its community outreach. In recognition of Tulane's accomplishments, it was noted as one of the "Hottest Schools in America" by Newsweek magazine in 2002 and 2008, and has been nationally recognized on multiple occasions for its civic engagement programs, while also being consistently ranked in the top tier of national research universities.

On March 17, 2005, President Cowen announced the public launch of "Promise and Distinction: The Campaign for Tulane." By 2008 the campaign had raised more than \$700 million, making it one of the largest university fundraising efforts in the history of Louisiana.

In 2009 TIME Magazine named President Cowen one of the nation's top 10 Best College Presidents and he was one of only four university leaders nationwide to receive the 2009 Carnegie Corporation Academic Leadership Award. He was also the recipient of the 2009 Times-Picayune's Loving Cup, which each year honors a New Orleanian who has worked unselfishly for the community without expectation of recognition or material reward. In 2010 President Cowen was elected to the American Academy of Arts and Sciences, one of the world's most prestigious honorary societies. In addition, he is the recipient of several national awards and honors, including receiving multiple honorary degrees from such institutions as Brown University, Yeshiva University, George Mason University, University of Connecticut and University of Notre Dame.

When Hurricane Katrina devastated the city of New Orleans in August 2005, flooding 70 percent of Tulane's uptown campus and all the buildings of its downtown health sciences campus, Tulane's faculty, staff and students were dispersed around the country for an entire semester. Under President Cowen's leadership the campus was repaired and on December 8, 2005, the Board of Tulane approved his Renewal Plan, a sweeping effort that strengthens and focuses the university's academic mission while strategically addressing its current and future operations in the post-Katrina era. A remarkable 87 percent of its students returned for classes in January of 2006.

In response to Katrina, President Cowen was appointed to the city's Bring New Orleans Back Commission and charged with leading a committee to reform and rebuild the city's failing public school system. President Cowen has devoted his days and nights to these monumental tasks and has already had impressive results. As part of this effort, Tulane chartered a K-12 school in New Orleans and created an Institute for Public Education Initiatives to support the transformation of public education in New Orleans. In addition, President Cowen has served as a commissioner of the New Orleans Redevelopment Authority, which plays a major role in the rebuilding of Orleans Parish in the aftermath of Hurricane Katrina. He is currently chairman of the Southeast Regional Airport Authority, which is charged with turning Louis Armstrong International Airport into a world-class transportation center and a significant economic development powerhouse.

President Cowen is also the co-founder of the Fleur-de-lis Ambassadors program, a group of New Orleans civic leaders dedicated to

spreading the message nationwide that post-Katrina New Orleans is an economically viable, livable city with a recovery plan in progress. The Ambassadors also actively seek additional support from businesses and philanthropic organizations around the county for the recovery of New Orleans.

Prior to coming to Tulane, President Cowen was a professor—and later dean—at Case Western Reserve University in Ohio for 23 years. He is the author of four books and more than 100 academic and professional articles, essays and reviews. Dr. Cowen's areas of scholarship and teaching focus on strategic financial management systems, corporate governance and leadership. He has held leadership positions in national academic and professional associations, including the American Council on Education, the National Association of Independent Colleges and Universities and the NCAA. He currently serves as a board member for the National Merit Scholarship Corporation and the Council of Higher Education Accreditation (CHEA). In 2003, President Cowen led an effort with his fellow university leaders to reform intercollegiate athletics and ensure that their sports programs are consistent with the values, missions and aspirations of their institutions. President Cowen has consulted with dozens of companies, from start-ups to Fortune 100 companies. He is currently a board member of Newell Rubbermaid, Inc., American Greetings, JoAnn Stores and Forest City Enterprises.

President Cowen received his bachelor's degree from the University of Connecticut in 1968. After serving a three-year term in the U.S. Army as an infantry officer from 1968-1971, he went back to school and received his masters and doctoral degrees, respectively, from The George Washington University in the fields of finance and management.

President Cowen and his wife, Marjorie, have four adult children and two grandchildren.



Scott & Marjorie Cowen

Rick Dickson

Director of Athletics • 13th Year at Tulane • Tulsa, Okla. • Tulsa, 1976



Rick Dickson has proven to be the right man in the right place at the right time for Tulane University Athletics.

Beginning his 13th year as the Director of Athletics at Tulane, Dickson has not only sustained Green Wave Athletics, but led its transformation to a model Division I Athletics program. Dickson was the recipient of the 2004 Award for Outstanding Contribution to Amateur Football by the National

Football Foundation and College Hall of Fame, for his leadership in guiding Tulane Athletics through the difficult time of the university's Board review. In 2006, he was awarded the United States Sports Academy Distinguished Service Award for skillfully directing the department through the unprecedented adversity of Hurricane Katrina, the worst natural disaster in the nation's history.

His swift and decisive response to these challenges saved Tulane Athletics, allowing TU's student-athletes and staff to continue to represent Tulane as one of the nation's premier universities and athletics programs.

In the aftermath of Hurricane Katrina in 2005, Dickson oversaw and presented a plan to the Tulane Board of Administrators to return the Green Wave athletics programs to full-time Division I status with the full complement of the required 16 sports. He took great satisfaction when the reinstatement plan was adopted by the board in 2007, which restarted many of the sports programs suspended as a consequence of Katrina.

The 2011-12 campaign was a milestone season for Green Wave Athletics. Dickson fulfilled his plan to make Tulane's sports line-up "whole" again as women's sand volleyball and women's bowling played their inaugural seasons, giving Tulane a 16 sport line-up for the first time since the fall of 2005. The Hertz Center was dedicated in the fall of 2011 as the new state-of-the-art practice facility for the basketball and volleyball programs, and Dickson began one of the biggest undertakings of his career with the announcement of the "Home Field Advantage," a \$70 million fundraising campaign to build a on-campus football stadium.

The 2009-10 season saw the return of men's tennis and women's swimming & diving, bringing the Green Wave's lineup to 14 sports. The season was a banner year for Tulane athletics as the women's golf team repeated as Conference USA champions and finished 18th in the nation at the NCAA Championships, while the women's basketball team claimed the C-USA regular season and tournament titles and advanced to the NCAA Tournament and the TU volleyball team returned to the NCAA Tournament for the second straight season.

The 2008-09 campaign saw four programs – women's golf, women's tennis, men's cross country and men's outdoor track and field – return to the varsity lineup and each turned in solid first seasons with the golf team capturing the Conference USA championship and posting a 20th place at the NCAA Championships, while the tennis team registered a 12-12 mark. The volleyball team won its first C-USA regular season and tournament titles and advanced to the NCAA Tournament's second round.

In 2006-07, Dickson and former NCAA President Myles Brand were among the many to praise Tulane's student-athletes and staff for their strong academic performance despite Hurricane Katrina. In the fifth year of the NCAA's Academic Performance Rates (APR), all 14 of Tulane's current varsity sports teams scored well above their national averages, marking the fourth straight year that Tulane's student-athletes performed above the national average in the classroom for their respective sports.

Each year of Dickson's tenure Tulane student-athletes have achieved the highest levels in the classroom – compiling semester grade point average of 3.0 and ranking among the NCAA leaders in graduation rates – while excelling on the field; Tulane remains among the C-USA leaders in conference titles and NCAA appearances.

For eight consecutive year, Tulane's student-athletes remain one of the best groups in the nation with their performance in the classroom as all 14 of the Green Wave's current varsity sports teams scored well above their national averages for the 2011-12 campaign.

The men's cross country, men's tennis, men's outdoor track and field, women's swimming and women's tennis programs were each recognized by the NCAA for placing in the top 10 percent in their sports on the multi-year APR.

In 2003, Dickson assumed the task of building a permanent foundation of support for Tulane Athletics through the Perpetual Wave Campaign. The \$65 million campaign was initiated in 2003 following a Board review, which resulted in a unanimous resolution reaffirming the institution's NCAA status. During the review, Dickson guided the department through an intense campaign that saw football season ticket sales more than double, as well as securing funding for the new baseball stadium and numerous other facilities and program updates.

Dickson's efforts to grow the fan base and establish a plan for longterm financial stability comes on the heels of some of the most successful athletics seasons in school history. Under Dickson's watch, Tulane teams have won 26 Conference USA Championships and advanced to NCAA postseason play 33 times, including the 2001 and 2005 College World Series and the 2009, 2010 NCAA Women's Golf Championships.

Under Dickson, Tulane has continued to upgrade its facilities. The newest is a renovation to one of the historic arenas in college basketball as the new Devlin Fieldhouse (formerly Fogelman Arena), the home court for the basketball and volleyball programs, will debut in the fall of 2012. Greer Field at Turchin Stadium, home of the Green Wave baseball team, was completed in 2008 and the Goldring Tennis Complex was renovated and resurfaced for the men's and women's tennis programs in 2010. A new field surface and track for the Westfeldt Practice & Competition Facility was installed in 2006.

A native of Tulsa, Oklahoma, Dickson came to Tulane from Washington State, where he served as athletics director from 1994-2000. At Washington State, Dickson oversaw an athletics program that was recognized nationally for its success in dealing with gender equity issues. He raised funds for a capital campaign for scholarships and endowments, an indoor practice facility, and the renovation of Bohler Gymnasium. Washington State enjoyed on-the-field success during his tenure, highlighted by the football team's first Rose Bowl appearance in 67 years in 1998.

Prior to that, Dickson spent six years as athletic director at his alma mater, Tulsa, where he was instrumental in forming a football scheduling alliance that evolved into C-USA, and the expansion of the Western Athletic Conference.

Dickson and his wife, Brenda, are the parents of three daughters and a son. Doug, Kari, Kasi and Kelli, a four-year letter winner in volleyball for the Green Wave, are all Tulane graduates. Kari is a graduate of Tulane's Law School.



The Dickson Family: (L-R) Rick, Kari, Kasi, Kelli, Brenda and Doug.



32 • WHITNEY BIBBINS

Guard/Forward • 5-10 • Redshirt-Sophomore • 1L

Baton Rouge, La. • University Lab

Bibbins' Career Statistics

Year	GP-GS	Min/Avg	FG-FGA	Pct	3P-3PA	Pct	FT-FTA	Pct	Off-Def-Tot	Avg	PF-FO	Ass	To	Blk	Stl	Pts	Avg
2010-11	26-17	658/25.3	79-182	.434	4-21	.190	34-46	.739	57-72-129	5.0	31-0	21	31	15	21	196	7.5

Career Honors

C-USA Freshman of the Week (11/22/10)

Double-Doubles.....	2
Double-Figure Scoring	10
Double-Figure Rebounds	2

2011-12: Did not play as a sophomore due to injury...redshirted the season...off the court, was a member of Tulane's 3.0 Club.

2010-11: Played in 26 games with 16 starts as a true freshman...led the team in free throw percentage (.739) while finishing third in blocks (15), and fourth in field goal percentage (.434), 3-pointers (4), 3-point percentage (.190) and rebounds per game (5.0)...ranked 15th in Conference USA in field goal percentage...named C-USA Freshman of the Week on Nov. 22 after averaging 12.0 points, 7.0 rebounds, 2.0 blocks, 1.0 steal and 0.5 assists per game in a two-win week...missed eight straight games from Jan. 3-27 with a concussion...scored in double-digits 10 times, including a career-high 15 on 7-of-10 shooting vs. Cal State Fullerton on (11/28) and vs. Memphis (2/20) on 6-of-12 shooting...posted a pair of double-doubles, scoring 10 points against Mississippi State and 11 points vs. Detroit (12/3) while adding a career-high 11 rebounds each time...had four multiple-steal games, including a career-best three thefts vs. South Alabama (11/13)...dished out a season-high two assists on five occasions: vs. Louisiana Tech (12/17), at Louisiana-Monroe (12/20), at Rice (2/24), vs. UCF in the C-USA Championship Game (3/12) and at Oral Roberts in the second round of the WNIT (3/21)...posted four multiple-block outings, including a career-best three swats at Stephen F. Austin (11/20)...played in at least 30 minutes 10 times, including a career-long 38 at LSU (11/23).



High School: Four-year letterwinner at University High where she saw time at guard and forward for coach Bonita Johnson after playing varsity as a sixth-grader at Bethany Christian... averaged 27.4 points, 7.0 rebounds, 3.4 assists and 4.0 steals per game as a prepster...named first-team all-state, all-metro and all-district in each of her final two prep seasons...as a senior, averaged 25.0 points, 10.2 rebounds and 5.1 steals per game and helped the Kittens to a 38-1 overall record while finishing state runners-up...earned Class 2A State Most Outstanding Player, District 7-2A MVP and Metro MVP honors, and was named the girls' basketball Star of Stars by The Advocate...claimed a spot on the 2010 LHSA All-Stars Top 28 All-Tournament Team after scoring 57 points in two games, including 32 in the championship contest vs. St. Thomas Aquinas...also selected to participate in the Louisiana High School Coaches Association All-Star Game where she scored 11 points for the East in an 89-59 win... as a junior, averaged 27.4 points and 8.0 rebounds per game en route to earning All-District 8-2A honors, sharing the district's Player of the Year award and being named a finalist for the Gatorade Player of the Year... as a junior, averaged 27.4 points and 8.0 rebounds en route to earning district co-Player of the Year and LSWA MVP recognition...missed most of sophomore year with a knee injury but rebounded to play well in the Team GA/LINA over the summer and the Skills Select National Camp early the following fall...named honorable-mention all-state and claimed all-district honors as a freshman after averaging 12.5 points per game... during her varsity season at Bethany Christian, earned second-team all-state, first-team all-district and district MVP recognition...off the court, was a member of the Sierra Club, Environmental Club, 3.5 GPA Club and Science Olympiad Team...graduated as an International Baccalaureate Certificate Student.

Personal: Born Whitney Deon Bibbins on Dec. 15, 1991, in Baton Rouge, La...daughter of Troy and Ann Bibbins...has one brother, Troy Jr...majoring in public health.

Bibbins' Game-By-Game Statistics

2010-11

Date/Opponent	St	Min	FG/A	Pct	3/A	Pct	FT/A	Pct	O/D/T	PF	A/To/Bk/St	Pts
11/13 South Alabama		31	5/10	.500	0/3	.000	0/0	.000	2/3/5	1	1/1/0/3	10
11/16 Mississippi St.		28	4/8	.500	0/1	.000	2/2	1.000	4/7/11	0	1/3/1/1	10
11/20 at S.F. Austin	*	27	4/8	.500	0/1	.000	6/7	.857	2/1/3	1	0/0/3/1	14
11/23 at LSU	*	38	2/10	.200	1/2	.500	2/2	1.000	3/5/8	2	1/5/2/0	7
11/27 vs Portland St.	*	31	3/7	.429	0/2	.000	0/0	.000	0/1/1	1	1/1/0/1	6
11/28 vs CS Fullerton	*	28	7/10	.700	0/0	.000	1/2	.500	2/6/8	1	0/2/0/0	15
12/3 Saint Joseph's	*	35	2/8	.250	0/0	.000	7/9	.778	6/0/6	1	1/2/0/0	11
12/5 Detroit	*	30	4/11	.364	0/1	.000	3/4	.750	6/5/11	1	1/0/1/1	11
12/17 Louisiana Tech	*	32	5/8	.625	1/2	.500	2/4	.500	2/5/7	1	2/3/1/1	13
12/20 at UL-Monroe	*	19	0/4	.000	0/1	.000	0/2	.000	1/3/4	1	2/2/0/0	0
12/29 Nicholls State		18	3/5	.600	0/1	.000	1/1	1.000	0/2/2	1	1/1/2/0	7
12/30 Old Dominion	*	23	3/9	.333	0/0	.000	0/0	.000	4/1/5	1	0/1/0/1	6
1/30 UTEP		9	0/1	.000	0/0	.000	0/0	.000	0/1/1	1	1/0/0/1	0
2/3 at SMU		11	1/2	.500	1/2	.500	0/0	.000	0/0/0	0	1/0/0/0	3
2/6 Houston		13	0/3	.000	0/0	.000	0/0	.000	1/1/2	2	0/0/0/1	0
2/13 at UTEP		17	1/2	.500	0/0	.000	1/2	.500	0/1/1	1	0/1/1/0	3
2/17 at UCF	*	31	3/8	.375	0/1	.000	0/0	.000	3/0/3	2	0/1/1/1	6
2/20 Memphis	*	26	6/12	.500	0/2	.000	3/3	1.000	4/1/5	0	0/0/0/2	15
2/24 at Rice	*	34	3/5	.600	1/1	1.000	0/0	.000	2/4/6	0	2/0/0/0	7
2/27 Tulsa		19	2/7	.286	0/1	.000	0/0	.000	2/2/4	1	1/0/0/1	4
3/5 at Houston	*	37	7/12	.583	0/0	.000	0/0	.000	3/2/5	3	0/1/2/1	14
3/10 vs East Carolina	*	21	4/7	.571	0/0	.000	0/0	.000	3/5/8	3	0/0/0/0	8
3/11 vs Houston	*	29	2/6	.333	0/0	.000	1/2	.500	2/4/6	1	0/1/0/1	5
3/12 vs UCF	*	30	5/8	.625	0/0	.000	0/0	.000	2/6/8	2	2/1/1/0	10
3/17 Southern	*	18	1/5	.200	0/0	.000	4/4	1.000	2/2/4	1	1/1/0/2	6
3/21 at Oral Roberts		23	2/6	.333	0/0	.000	1/2	.500	1/4/5	2	2/4/0/2	5



20 • DANIELLE BLAGG

Guard • 5-11 • Sophomore • 1L

San Antonio, Texas • Smithson Valley HS

Blagg's Career Statistics

Year	GP-GS	Min/Avg	FG-FGA	Pct	3P-3PA	Pct	FT-FTA	Pct	Off-Def-Tot	Avg	PF-FO	Asst	To	Blk	Stl	Pts	Avg
2011-12	34-18	763/22.4	97-314	.309	54-182	.297	38-63	.603	33-83-116	3.4	44-0	33	51	17	32	286	8.4

Career Honors

2012 Conference USA Freshman of the Year
 2012 Conference USA All-Freshman Team
 2012 Honorable-Mention All-Louisiana
 2012 C-USA Commissioner's Honor Roll
 2012 C-USA Women's Basketball Championship All-Tournament Team
 C-USA Freshman of the Week (1/23/12)
 C-USA Freshman of the Week (1/9/12)
 C-USA Freshman of the Week (1/3/12)
 C-USA Freshman of the Week (11/21/11)

Double-Doubles 0
 Double-Figure Scoring 14
 Double-Figure Rebounds 0

2011-12: Played in all 34 games with 18 starts as a true freshman... named Conference USA Freshman of the Year and honorable-mention All-Louisiana while claiming a spot on the C-USA All-Freshman Team after leading the team in 3-point baskets (54) while ranking third in points (286), points per game (8.4), field goals made (97), 3-point percentage (.297), steals (32) and blocked shots (17), fourth in minutes played (763) and minutes per game (22.4), and fifth in rebounds (116), rebounds per game (3.4)...finished fifth in C-USA in 3-pointers per game (1.6), 15th in 3-point percentage and 28th in points per game...ranked 250th nationally in 3-pointers per game...set a school record by claiming C-USA Freshman of the Week recognition on four occasions: earning the honor on Nov. 21 after averaging 16.5 points, 4.5 rebounds, 1.0 assist and 0.5 steals, on Jan. 3 after averaging 8.5 points and 4.5 rebounds, on Jan. 9 after averaging 13.0 points, 2.5 rebounds, 1.5 steals, 1.0 assists and 1.0 blocks per game, and on Jan. 23 after averaging 7.5 points and 2.5 rebounds per outing...claimed a spot on the C-USA Women's Basketball Championship All-Tournament Team after averaging 14.7 points, 1.7 rebounds, 1.3 assists, 1.3 steals and 0.7 blocks per game during Tulane's march to the title game...scored in double figures 14 times, including a career-high 22 on 7-of-10 shooting from the field and a 3-for-3 showing from beyond the 3-point arc vs LSU (11/19)...had five or more rebounds 12 times, including a season-best nine vs Houston (3/1)...posted four multiple-block contests and eight multiple-steal outings, including a career-best three swats and seven thefts vs Purdue in day two of the Cancun Challenge (11/24)...recorded nine multiple-assist ballgames, including a career-best four vs Houston (3/1)...played at least 30 minutes four times, including a season-long 40-minute effort vs LSU...off the court, named to the C-USA Commissioner's Honor Roll and Tulane's 3.0 Club.



ing from beyond the 3-point arc vs LSU (11/19)...had five or more rebounds 12 times, including a season-best nine vs Houston (3/1)...posted four multiple-block contests and eight multiple-steal outings, including a career-best three swats and seven thefts vs Purdue in day two of the Cancun Challenge (11/24)...recorded nine multiple-assist ballgames, including a career-best four vs Houston (3/1)...played at least 30 minutes four times, including a season-long 40-minute effort vs LSU...off the court, named to the C-USA Commissioner's Honor Roll and Tulane's 3.0 Club.

High School: Four-year letterwinner at Smithson Valley High for coach Angie Hermesmeier...named a three-star recruit, earned a 90 scout rating and ranked the No. 39 forward in the nation

by ESPN.com while claiming the No. 4 spot on ShesBallin.com's San Antonio Top 25...earned All-District 26-5A and All-Comal County honors in each of her first three prep seasons and claimed District 27-4A MVP recognition as a senior...in her final prep season, claimed all-state recognition from the Texas Association of Basketball Coaches and Texas Girls Coaches Association, earned TABC All-Region honors, and was named to the San Antonio Super Team and New Braunfels Herald-Zeitung Co-Player of the Year after averaging 16 points, seven rebounds, four assists and four steals per game...selected to play in the TABC and TGCA All-Star games and was a U.S. Army National Scholar-Athlete Award winner in 2011...helped guide the Rangers to a 29-5 overall record and a 12-0 district mark to give SVHS its first league title since 1986...as a junior, averaged 15 points, seven rebounds, four assists and four steals per game...tabbed District 26-5A Newcomer of the Year as a freshman...also played for the South Texas Hoyas AAU team and participated in the prestigious Deep South Classic in North Carolina...off the court, earned Academic All-District honors all four years and was a member of the National Honor Society, Spanish Club and Fellowship of Christian Athletes.

Personal: Born Danielle Sanford Blagg on May 28, 1992, in San Antonio, Texas...daughter of Bill and Nancy Blagg...has two sisters, Megan and Erin...grandfather, Jack Sanford, pitched 12 Major League seasons with the Philadelphia Phillies, San Francisco Giants, California Angels and Kansas City Athletics, earning National League Rookie of the Year and All-Star honors in 1957...mother, Nancy, ran track and cross country at Purdue, and father, Bill, played collegiate baseball at St. Mary's...majoring in public health.

Blagg's Game-By-Game Statistics

2011-12

Date/Opponent	St	Min	FG/A	Pct	3/A	Pct	FT/A	Pct	O/D/T	PF	A/To/Bk/St	Pts
11/11 vs Loyola-N.O.	*	18	3/13	.231	1/5	.200	2/2	1.000	1/2/3	3	0/0/1/2	9
11/14 vs UL-Monroe	*	27	4/14	.286	3/8	.375	0/2	.000	1/4/5	1	2/0/1/0	11
11/19 vs LSU	*	40	7/10	.700	3/3	1.000	5/9	.556	1/3/4	2	1/3/1/1	22
11/21 vs New Orleans	*	20	5/11	.455	4/8	.500	3/5	.600	1/6/7	0	3/1/2/0	17
11/24 vs Purdue	*	34	4/12	.333	2/4	.500	0/0	.000	0/2/2	3	1/3/3/7	10
11/25 vs Idaho State	*	20	0/5	.000	0/4	.000	0/0	.000	2/3/5	2	1/1/0/0	0
12/2 at La. Tech	*	29	2/7	.286	1/1	1.000	3/4	.750	0/5/2	2	1/2/0/2	8
12/4 at Miss. State	*	2	1/10	.100	1/6	.167	0/0	.000	1/4/5	1	3/2/0/1	3
12/9 at North Texas	*	15	0/4	.000	0/4	.000	0/2	.000	0/1/1	0	2/2/0/2	0
12/11 vs Southern	*	12	0/6	.000	0/4	.000	0/0	.000	0/0/0	1	0/3/0/0	0
12/21 at UL-Lafayette	*	21	4/12	.333	2/6	.333	0/1	.000	0/2/2	0	2/0/2/0	10
12/28 vs C of C	*	21	4/9	.444	3/6	.500	0/0	.000	1/6/7	2	1/2/0/0	11
12/29 vs Hampton	*	17	2/8	.250	2/7	.286	0/0	.000	1/1/2	3	0/0/0/0	6
1/5 at Memphis	*	28	7/15	.467	4/9	.444	1/2	.500	3/2/5	0	2/3/1/2	19
1/8 vs UCF	*	19	2/7	.286	0/3	.000	3/5	.600	0/0/0	0	0/2/1/1	7
1/12 at Rice	*	22	0/4	.000	0/3	.000	2/4	.500	0/1/1	2	0/0/0/0	2
1/15 vs UTEP	*	13	0/7	.000	0/3	.000	0/0	.000	0/2/2	2	0/1/0/0	0
1/9 vs UAB	*	17	3/4	.750	2/3	.667	0/0	.000	1/1/2	1	0/2/0/0	8
1/22 at Tulsa	*	17	3/8	.375	1/3	.333	0/0	.000	1/2/3	1	0/1/0/0	7
1/29 vs Marshall	*	21	2/7	.286	1/5	.200	0/1	.000	3/2/5	0	0/2/2/2	5
2/2 at E. Carolina	*	8	0/5	.000	0/3	.000	0/0	.000	1/2/3	1	0/2/0/1	0
2/5 vs SMU	*	16	4/8	.500	2/5	.400	0/1	.000	1/3/4	2	0/3/0/1	10
2/9 at Houston	*	15	2/10	.200	2/10	.200	0/0	.000	4/1/5	3	2/1/0/0	6
2/12 at UTEP	*	22	5/15	.333	3/8	.375	5/6	.833	2/1/3	1	0/0/0/0	18
2/16 vs Rice	*	36	3/11	.273	0/1	.000	0/0	.000	2/5/7	1	1/2/1/3	6
2/19 at Southern Miss	*	22	4/9	.444	3/7	.429	2/2	1.000	1/0/1	0	0/0/0/1	13
2/23 vs Tulsa	*	15	0/2	.000	0/2	.000	0/0	.000	0/1/1	0	1/0/0/0	0
2/26 at SMU	*	25	2/10	.200	1/6	.167	2/3	.667	0/4/4	2	1/2/0/1	7
3/1 vs Houston	*	21	0/7	.000	0/5	.000	2/4	.500	2/7/9	2	4/2/0/1	2
3/8 vs East Carolina	*	28	6/11	.545	6/8	.750	1/2	.500	0/0/0	0	2/2/1/1	19
3/9 at Memphis	*	34	5/16	.313	2/11	.182	2/2	1.000	0/2/2	1	1/2/1/1	14
3/10 vs UTEP	*	29	4/12	.333	1/7	.143	2/3	.667	1/2/3	3	1/1/0/2	11
3/15 vs Miss. Valley	*	28	7/13	.538	4/8	.500	0/0	.000	1/4/5	1	1/4/0/0	18
3/18 at Texas Tech	*	30	2/12	.167	0/6	.000	3/3	1.000	1/2/3	1	0/0/0/0	7



22 • TIFFANY DALE

Forward • 6-1 • Sophomore • 1L

Lavon, Texas • Community HS

Dale's Career Statistics

Year	GP-GS	Min/Avg	FG-FGA	Pct	3P-3PA	Pct	FT-FTA	Pct	Off-Def-Tot	Avg	PF-FO	Ass	To	Blk	Stl	Pts	Avg
2011-12	31-6	534/17.2	55-112	.491	0-6	.000	40-68	.588	56-68-124	4.0	68-0	30	56	27	23	150	4.8

Career Honors

C-USA Freshman of the Week (12/23/11)

Double-Doubles.....	1
Double-Figure Scoring	5
Double-Figure Rebounds	1

2011-12: Played in 31 games with six starts as a true freshman...finished second on the team in field goal percentage (.491) and blocked shots (27), fourth in rebounds (124) and rebounds per game (4.0), and fifth in free throws made (40) while averaging 4.8 points per game...ranked 13th in Conference USA in blocks per game (0.9)...named C-USA Freshman of the Week on Dec. 23 after posting a double-double with 10 points and 10 rebounds while dishing out one assist and swatting one shot at Louisiana-Lafayette (12/22)...finished with double-digit scoring totals on five occasions, including a career-high 16 on 6-of-11 shooting at North Texas (12/9)...had five or more rebounds 13 times, including a career-best 10 at UL-Lafayette...handed out three or more assists four times, including a career-high four vs Hampton in the Tulane/DoubleTree Classic title game (12/29) and at Memphis (1/5)...tallied six multiple-steal outings, including

a career-high four thefts vs Marshall (1/29)...recorded seven multiple-block outings, including a career-best three swats vs SMU (2/5).

High School: Four-year letterwinner at Community High for coach Daniel Marshall...helped lead the Braves to a combined 77-47 record while posting 2,021 points, 1,048 rebounds, 266 assists, 515 steals and 237 blocks during her prep career...led CHS in scoring, assists and steals each season...claimed Texas Association of Basketball Coaches All-Region 2 honors as a sophomore, junior and senior and was tabbed Texas Girls Coaches Association All-State her final two prep seasons...earned first-team All-District 13-3A honors all four years, claiming district MVP honors as a freshman and Offensive Player of the Year recognition in each of her final three seasons... added all-state honors from the TABC and Texas Basketball Magazine as a senior after averaging 17.1 points, 7.9 rebounds, 4.4 steals, 2.4 blocks, and 2.3 assists per game...as a junior, averaged 20.4 points, 7.4 rebounds, 2.2 assists, 4.8 steals and 1.9 blocks per game...claimed all-tournament honors at the Community Classic three times and both the Bland and Quinlan Ford tournaments twice each...as a freshman, was named to the Greenville Herald Banner Dream Team and ESPN Rise All-Area after averaging 15.1 points, 10.6 rebounds, 2.2 assists, 4.3 steals and 1.8 blocks per contest...also lettered twice in volleyball and once in track and field...off the court, was a member of the Academic Honor Roll and claimed TABC Academic All-State honors.

Personal: Born Tiffany Lynn Dale on March 12, 1993, in Lubbock, Texas...daughter of Bouvier Dale and Shaya Hamilton...has one brother, B.J...father, Bouvier, played collegiate football at Texas Tech...undecided on major.

Dale's Game-By-Game Statistics

2011-12

Date/Opponent	St	Min	FG/A	Pct	3/A	Pct	FT/A	Pct	O/D/T	PF	A/To/Bk/St	Pts
11/11 vs Loyola-N.O.	18	6/7	.857	0/0	.000	1/1	1.000	2/5/7	3	0/2/2/1	13	
11/24 vs Purdue	11	0/0	.000	0/0	.000	0/0	.000	0/0/0	1	0/2/0/1	0	
11/25 vs Idaho State	9	1/2	.500	0/1	.000	0/0	.000	0/3/3	2	0/0/0/0	2	
12/2 at La. Tech	8	0/3	.000	0/1	.000	2/2	1.000	0/0/0	1	0/0/0/0	2	
12/4 at Miss. State	14	2/3	.667	0/0	.000	3/4	.750	2/1/3	2	0/1/0/1	7	
12/9 at North Texas	28	6/11	.545	0/2	.000	4/5	.800	3/5/8	2	2/4/0/0	16	
12/11 vs Southern	18	2/5	.400	0/0	.000	1/5	.200	3/3/6	4	1/5/0/2	5	
12/21 at UL-Lafayette	17	2/4	.500	0/0	.000	6/8	.750	7/3/10	4	1/2/1/0	10	
12/28 vs C of C	29	2/5	.400	0/0	.000	0/2	.000	2/2/4	3	0/0/2/0	4	
12/29 vs Hampton	26	2/4	.500	0/0	.000	3/5	.600	1/6/7	3	4/2/2/0	7	
1/5 at Memphis	26	2/5	.400	0/1	.000	0/0	.000	3/3/6	2	4/3/2/0	4	
1/8 vs UCF	9	1/3	.333	0/0	.000	0/0	.000	2/0/2	0	0/2/0/0	2	
1/12 at Rice	15	1/5	.200	0/0	.000	2/2	1.000	6/1/7	2	2/1/1/0	4	
1/15 vs UTEP	17	1/2	.500	0/0	.000	0/0	.000	0/3/3	4	0/3/1/1	2	
1/19 vs UAB	11	1/4	.250	0/0	.000	0/2	.000	1/1/2	1	1/1/1/0	2	
1/22 at Tulsa	11	3/3	1.000	0/0	.000	0/1	.000	2/5/7	3	1/2/1/0	6	
1/29 vs Marshall	20	0/3	.000	0/1	.000	0/0	.000	0/2/2	0	0/1/0/4	0	
2/2 at E. Carolina	15	1/2	.500	0/0	.000	3/8	.375	3/2/5	1	1/0/0/0	5	
2/5 vs SMU	* 36	4/7	.571	0/0	.000	2/2	1.000	1/2/3	4	3/3/3/1	10	
2/9 at Houston	* 20	2/5	.400	0/0	.000	3/3	1.000	2/3/5	1	1/1/1/1	7	
2/12 at UTEP	* 20	1/2	.500	0/0	.000	0/0	.000	0/1/1	4	3/0/0/1	2	
2/16 vs Rice	18	2/3	.667	0/0	.000	3/4	.750	2/1/3	2	0/3/1/0	7	
2/19 at Southern Miss	* 19	0/0	.000	0/0	.000	0/0	.000	2/0/2	0	1/3/1/1	0	
2/23 vs Tulsa	* 26	3/4	.750	0/0	.000	1/2	.500	2/5/7	4	2/4/2/1	7	
2/26 at SMU	* 26	3/6	.500	0/0	.000	2/2	1.000	3/3/6	4	1/5/1/1	8	
3/1 vs Houston	14	0/1	.000	0/0	.000	1/2	.500	1/0/1	3	0/0/0/2	1	
3/8 vs East Carolina	8	1/1	1.000	0/0	.000	0/2	.000	1/1/2	2	1/1/1/0	2	
3/9 at Memphis	16	1/3	.333	0/0	.000	1/2	.500	1/4/5	3	0/2/2/0	3	
3/10 vs UTEP	16	0/2	.000	0/0	.000	0/2	.000	1/2/3	2	0/1/0/2	0	
3/15 vs Miss. Valley	21	5/7	.714	0/0	.000	2/2	1.000	3/1/4	1	1/2/2/3	12	
3/18 at Texas Tech	1	0/0	.000	0/0	.000	0/0	.000	0/0/0	0	0/0/0/0	0	





15 • ADESUWA EBOMWONYI

Forward • 5-10 • Sophomore • 1L

Pflugerville, Texas • Pflugerville HS

Ebomwonyi's Career Statistics

Year	GP-GS	Min/Avg	FG-FGA	Pct	3P-3PA	Pct	FT-FTA	Pct	Off-Def-Tot	Avg	PF-FO	Asst	To	Blk	Stl	Pts	Avg
2011-12	34-17	696/20.5	87-179	.486	3-18	.167	35-53	.660	88-105-193	5.7	56-1	21	47	8	23	212	6.2

Career Honors

C-USA Freshman of the Week (11/28/11)

Double-Doubles	1
Double-Figure Scoring	7
Double-Figure Rebounds	5

2011-12: Played in all 34 games with 17 starts as a true-freshman...finished third on the team in field goal percentage (.486), rebounds (193) and rebounds per game (5.7) while ranking fourth in field goals made (87), and fifth in points (212), points per game (6.2) and free throw percentage (.660)...ranked tied for 11th in Conference USA in offensive rebounds per game (2.6) and 20th in total rebounds per game...named C-USA Freshman of the Week on Nov. 28 after averaging 10.3 points, 9.0 rebounds and 1.3 assists per game, and connecting on 48.0 percent of her shots from the field (12-of-25)...scored in double figures seven times, including a career-high 19 after connecting on 8-of-10 field goals in the second round of the WNIT at Texas Tech (3/18)...posted five double-digit rebound outings, including a career-best 11 on three occasions: vs New Orleans (11/21), at Mississippi State (12/4) and at Louisiana-Lafayette (12/22)...recorded first career double-double with 13 points and 11 rebounds at Mississippi State...had three multiple-assist contests, including a season-high three dimes vs New Orleans (11/21) and at Louisiana Tech (12/2)...posted a season-best two steals at Louisiana Tech, vs College of Charleston (12/28), at Houston (11/9) and at Southern Miss on (2/19)...played in a career-long 30 minutes vs Idaho State in the Cancun Challenge (11/25) and vs Houston (3/1).

High School: Three-year letterwinner at Pflugerville High for coach Nancy Walling...helped the Panthers post a combined 91-19 overall record,



including three straight area championships, a pair of District 25-5A titles, a state semi-final finish as a sophomore, an appearance in the regional quarterfinals as a junior and a trip to the UIL State Tournament Regional II title game as a senior...tallied 996 points, 881 rebounds, 160 assists, 281 steals and 62 blocks during her prep career and was selected to play in the U19 World Championship For Women as a member of the Nigerian National Team...tabbed first-team All-Central Texas in each of her final two prep seasons...as a senior, claimed Texas Girls Coaches Association Academic All-State and academic all-district honors, and was nominated for McDonald's All-American after posting 327 points, 3-2 rebounds, 104 steals, 55 assists and 32 blocks...as a junior, claimed TGAC 5A All-State, first-team Texas Association of Basketball Coaches All-Region and District 25-5A Most Valuable Player after averaging a double-double with 11.8 points and 10.5 rebounds per game while adding 1.9 assists, 3.1 steals and 0.5 blocks per outing...also named MVP of the Rebel Classic as a junior after scoring 60 points and pulling down 46 rebounds in leading PHS to the team tourney title and claimed all-tournament honors at the Greater Austin Area Tournament...earned second-team all-district honors as a sophomore after averaging 6.7 points, 5.6 rebounds, 1.8 steals and 1.0 assists...also lettered three years in volleyball and twice in track and field, and was a Division I level soccer standout...off the court, was a member of the National Honor Society and sang in the choir.

Personal: Born Adesuwa Izohelegbe Ebomwonyi on Dec. 28, 1992, in Lagos, Nigeria...daughter of Omoruyi and Elizabeth Ebomwonyi...has two brothers, Osas and Nosa...brother, Osas, plays basketball at Lamar University...majoring in public health.

Ebomwonyi's Game-By-Game Statistics

2011-12

Date/Opponent	St	Min	FG/A	Pct	3/A	Pct	FT/A	Pct	O/D/T	PF	A/To/Bk/St	Pts
11/11 vs Loyola-N.O.		16	2/7	.286	0/0	.000	2/2	1.000	4/1/5	1	1/0/0/0	6
11/14 vs UL-Monroe		17	2/4	.500	0/0	.000	3/4	.750	5/5/10	2	0/1/1/1	7
11/19 vs LSU		22	1/3	.333	0/0	.000	0/0	.000	5/3/8	2	0/4/1/1	2
11/21 vs New Orleans		20	3/5	.600	0/0	.000	1/2	.500	6/5/11	1	3/1/0/0	7
11/24 vs Purdue	*	29	3/10	.300	0/0	.000	3/4	.750	6/4/10	2	0/5/1/1	9
11/25 vs Idaho State	*	30	6/10	.600	1/1	1.000	2/4	.500	4/2/6	1	1/1/0/0	15
12/2 at La. Tech	*	26	1/7	.143	0/1	.000	0/0	.000	3/2/5	3	3/1/1/2	2
12/4 at Miss. State	*	28	6/10	.600	0/1	.000	1/2	.500	3/8/11	3	0/2/0/1	13
12/9 at North Texas	*	13	1/2	.500	0/0	.000	0/0	.000	0/2/2	3	1/1/0/0	2
12/11 vs Southern	*	11	0/2	.000	0/0	.000	0/2	.000	0/3/3	0	0/2/0/1	0
12/21 at UL-Lafayette	*	24	3/8	.375	0/1	.000	2/2	1.000	5/6/11	0	1/0/0/0	8
12/28 vs C of C	*	21	0/1	.000	0/0	.000	0/0	.000	1/5/6	3	0/4/0/2	0
12/29 vs Hampton	*	15	1/2	.500	0/0	.000	0/0	.000	1/3/4	1	1/1/0/1	2
1/5 at Memphis	*	17	4/6	.667	0/0	.000	0/0	.000	2/2/4	2	1/1/0/1	8
1/8 vs UCF	*	24	4/5	.800	0/1	.000	0/1	.000	2/3/5	3	0/1/0/0	8
1/12 at Rice	*	23	0/5	.000	0/1	.000	2/2	1.000	5/3/8	0	2/1/0/0	2
1/15 vs UTEP	*	23	5/7	.714	0/1	.000	0/0	.000	1/2/3	3	0/3/0/0	10
1/19 vs UAB	*	28	3/6	.500	0/2	.000	2/2	1.000	2/3/5	1	1/5/0/1	8
1/22 at Tulsa	*	24	2/8	.250	0/2	.000	2/3	.667	3/3/6	0	1/1/0/1	6
1/29 vs Marshall	*	12	0/2	.000	0/0	.000	4/4	1.000	0/2/2	1	1/1/0/1	4
2/2 at E.Carolina	*	15	0/3	.000	0/0	.000	0/0	.000	1/4/5	1	0/2/1/0	0
2/5 vs SMU		7	1/1	1.000	0/0	.000	0/2	.000	0/2/2	0	0/1/0/0	2
2/9 at Houston		24	7/9	.778	1/1	1.000	2/3	.667	5/1/6	1	1/0/0/2	17
2/12 at UTEP		17	1/1	1.000	0/0	.000	0/0	.000	2/1/3	2	0/1/0/1	2
2/16 vs Rice		20	3/6	.500	0/1	.000	0/0	.000	1/1/2	1	0/0/1/0	6
2/19 at Southern Miss		12	1/3	.333	0/0	.000	1/2	.500	0/3/3	2	0/0/0/2	3
2/23 vs Tulsa		23	4/5	.800	0/0	.000	0/1	.000	2/4/6	1	1/1/1/1	8
2/26 at SMU		19	1/3	.333	0/0	.000	1/3	.333	2/2/4	5	0/2/0/1	3
3/1 vs Houston	*	30	4/8	.500	0/0	.000	4/5	.800	6/3/9	0	1/1/0/1	12
3/8 vs East Carolina		26	2/5	.400	0/0	.000	0/0	.000	3/6/9	3	0/0/1/0	4
3/9 at Memphis		23	3/6	.500	0/1	.000	0/0	.000	3/4/7	1	1/1/0/0	6
3/10 vs UTEP		24	5/7	.714	1/2	.500	0/0	.000	1/1/2	3	0/1/0/1	11
3/15 vs Miss. Valley		9	0/2	.000	0/0	.000	0/0	.000	1/2/3	0	0/0/0/0	0
3/18 at Texas Tech		24	8/10	.800	0/1	.000	3/3	1.000	3/4/7	4	0/1/0/0	19



21 • OLIVIA GRAYSON

Guard • 5-8 • Senior • 3L

Metairie, La. • Archbishop Chapelle HS

Grayson's Career Statistics

Year	GP-GS	Min/Avg	-----Total-----		Pct	---3-Point---		Pct	---Free Throw---		Pct	-----Rebounds-----		Avg	PF-FO	Ast	To	Blk	Stl	Pts	Avg
			FG-FGA			3P-3PA			FT-FTA			Off-Def-Tot									
2009-10	33-17	912/27.6	96-256		.375	16-55		.291	67-90		.744	49-102-151		4.6	68-0	96	108	14	53	275	8.3
2010-11	34-33	1168/34.4	123-354		.347	33-108		.306	91-126		.722	40-153-193		5.7	89-5	168	135	12	55	370	10.9
2011-12	34-33	1068/31.4	158-433		.365	32-110		.291	122-149		.819	66-134-200		5.9	86-1	119	138	14	78	470	13.8
Career	101-83	3148/31.2	377-1043		.361	81-273		.297	280-365		.767	155-389-544		5.4	243-6	383	381	40	186	1115	11.0

Career Honors

- 2012 First-Team All-Conference USA
- 2012 First-Team All-Louisiana
- 2012 C-USA Women's Basketball Championship All-Tournament Team
- 2011 Tulane/DoubleTree Classic Most Valuable Player
- C-USA Player of the Week (1/3/12)
- Louisiana Player of the Week (12/12/11)
- C-USA Player of the Week (11/21/11)
- 2011 C-USA Commissioner's Honor Roll
- 2010 Colliers International Classic All-Tournament Team
- Louisiana Player of the Week (11/30/10)
- 2010 Conference USA All-Freshman Team
- 2010 C-USA Commissioner's Honor Roll
- C-USA Freshman of the Week (2/22/10)

Double-Doubles.....	4
Double-Figure Scoring	59
Double-Figure Rebounds	5

Career Notes: Three-year letterwinner has played in 101 games with 83 starts for her career...enters senior season averaging 11.0 points, 5.4 rebounds, 3.8 assists, 1.8 steals and 0.4 blocks per game...became the 24th player in Tulane women's basketball history to surpass the 1,000-point mark for her career and is just the ninth to do so without the benefit of a fourth season...ranks third in Tulane career history in minutes per game (31.2) while sitting fourth in assists per game (3.8), sixth in assists (383), ninth in defensive rebounds (389) and steals per game (1.8), 10th in free throws made (280), defensive rebounds per game (3.9), steals (186) and minutes played (3148), 12th in field goal attempts (1043)

and free throw percentage (.767), 13th in 3-point attempts (273), 14th in points (1115), 3-point baskets (81) and free throw attempts (365), 15th in total rebounds (544), blocked shots (40) and blocks per game (0.4), tied for 15th in 3-point percentage (.297), 16th in points per game (11.0) and total rebounds per game (5.4), tied for 17th in games started (83), 18th in offensive rebounds (155) and offensive rebounds per game (1.5), and 22nd in field goals made (377)...holds Tulane single-season record in minutes played (1168 in 2010-11) and also ranks seventh (1068 in 2011-12) in the same category while sitting fourth (168 in 2010-11) and 17th (119 in 2011-12) in assists; fifth in field goal attempts (433 in 2011-12); tied for fifth in games started (33 in 2011-12 and 2010-11); seventh in assists per game (4.9 in 2010-12); tied for seventh (34 in 2011-12 and 2010-11) and tied for 17th (33 in 2009-10) in games played; ninth in steals (78 in 2011-12) and minutes per game (34.4 in 2010-11); tied for 11th in free throws made (122 in 2011-12); 14th in free throw percentage (.819 in 2011-12); tied for 14th (153 in 2010-11) and tied for 23rd (134 in 2011-12) in defensive rebounds; 16th in points (470 in 2011-12) and steals per game (2.3 in 2011-12); 21st in free throw attempts (149 in 2011-12); and 24th in defensive rebounds per game (4.5 in 2010-11).

2011-12: Played in all 34 games with 33 starts as a junior...earned first-team All-Conference USA and All-Louisiana honors after leading the team in points (470), points per game (13.8), field goals made (158), free throws made (122), free throw percentage (.819), assists (119), steals (78), minutes played (1068) and minutes per game (31.4)...also ranked second on the squad in 3-point baskets (32), rebounds (200) and rebounds per game (5.9), fourth in blocked shots (14) and fifth in 3-point percentage (.291)...finished second in C-USA in free throw percentage, third in assists per game (3.5), seventh in points per game, steals per game (2.3) and assist-to-turnover ratio (0.9), 15th in defensive rebounds per game (3.9) and





16th in total rebounds per game...ranked 72nd nationally in free throw percentage, 104th in steals per game, 169th in assists per game, 225th in assist-to-turnover ratio and 228th in points per game...named C-USA Player of the Week on Nov. 21 after averaging 14.5 points, 7.5 rebounds, 5.0 assists and 2.0 steals per game and again on Dec. 12 after averaging 18.5 points, 6.0 rebounds, 3.5 steals and 1.0 assist per outing...tabbed Tulane/DoubleTree Classic MVP and C-USA Player of the Week on Jan. 3 after averaging 18.5 points, 5.0 rebounds, 5.0 assists and 3.0 steals per game during the Green Wave's run to the tourney title...claimed a spot on the C-USA Women's Basketball Championship All-Tournament Team after averaging a team-best 18.3 points, 4.7 assists and 3.3 steals per game while chipping in with 8.0 rebounds and 0.7 blocks per game during Tulane's march to the championship contest...scored in double figures 26 times with five 20-plus point outings, including a career-high 29 after hitting 9-of-21 field goals, 4-of-7 3-pointers and 7-of-9 free throws vs Southern (12/11)...pulled down double-digit rebounds three times, including a career-high 14 in the C-USA Championship Quarterfinals (3/8)...posted a pair of double-doubles, including a 23-point, 14-board effort in the C-USA Tourney vs ECU...posted five-or-more assist outings 11 times, including a season-best seven vs Louisiana-Monroe (11/14)...had four-or-more steals six times, including a career-best six thefts on three occasions: vs Loyola-New Orleans (11/11), vs Southern (12/11) and vs East Carolina (3/8)...played at least 30 minutes on 23 occasions, including coast-to-coast 40-minute efforts vs Idaho State in the Cancun Challenge (11/25), at Louisiana Tech (12/2) and at UTEP (2/12).

2010-11: Saw action in all 34 games with 33 starts as a sophomore...led the team in assists (168), minutes played (1168) and minutes per game (34.4) while finishing second in 3-pointers (33), 3-point percentage (.306), free throw percentage (.722) and rebounds (193), tied for second in rebounds per game (5.7), third in free throws made (91) and steals (55), and fourth in points (370), points per game (10.9), field goals made (123) and blocks (12)...paced Conference USA in minutes per game while ranking third in assists per game (4.9), eighth in assist-to-turnover ratio (1.2), 11th in defensive rebounds per game (4.5) and free throw percentage, 19th in

rebounds per game and 22nd in points per game...finished 47th in NCAA in assists per game...named Louisiana Player of the Week on Nov. 30 after averaging 18.0 points, 6.7 rebounds and 3.7 assists per game over the course of three contests, and claimed All-Tournament honors at the Colliers International Classic two days earlier after averaging 16.5 points, 7.0 rebounds, 4.5 assists and 0.5 steals in the Green Wave's two-game stint in Berkeley, Calif...tallied double-digit scoring totals 18 times, including a season-best 21 points against South Alabama (11/13) and at LSU (11/23), connecting on a season-high seven field goals in each contest...posted lone double-double of the year with 13 points and a season-best 11 rebounds vs. Portland State (11/27)...had four or more assists on 28 occasions, including a season-best nine vs. Southern Miss (1/20)...had 15 multiple-steal games, including a season-high five swipes vs. Detroit (12/5)...played in at least 30 minutes in 27 games, including a career-long 44 vs. Southern Miss (1/20) and wire-to-wire, 40-minute performances against South Alabama (11/13), vs. Portland State (11/27) and vs. East Carolina in the C-USA Championship quarterfinals (3/10)...off the court, was a member of the C-USA Commissioner's Honor Roll and Tulane's 3.0 Club.

2009-10: Played in all 33 games with 17 starts as a true freshman...earned Conference USA All-Freshman Team honors after leading the team in free throw percentage (.744) while ranking second in assists (96), rebounds (151) and rebounds per game (4.6), tied for second in blocks (14), tied for third in free throws made (67), minutes (912) and minutes per game (27.6), fourth in steals (53), and fifth in points (275), points per game (8.3), field goals made (96) and 3-pointers made (16)...finished 13th in C-USA in assists per game (2.9), 14th in free throw percentage and 15th in steals per game (1.7)...named C-USA Freshman of the Week on Feb. 22 after averaging 9.0 points, 4.5 rebounds, 3.5 blocks, 2.5 assists and 2.0 steals per game while connecting on 7-of-13 shots from the field (.538)...tabbed co-Outstanding Female Amateur Athlete in the Greater New Orleans Area by the Allstate Sugar Bowl and the Greater New Orleans Sports Hall of Fame for her combined efforts as a rookie and her senior season at Archbishop Chapelle High...made an immedi-



The Veterans

ate impact in collegiate debut, scoring seven points, pulling down eight rebounds and handing out a career-best 10 assists in the season-opener vs. Louisiana Monroe (11/13)...tied career high with eight rebounds vs. UTEP (1/28)...scored in double digits 12 times, including a season-best 20 points on 9-of-15 shooting and a career-high 11 rebounds against Rice (1/10) for her lone double-double of the year...had five or more assists five times...posted 16 multiple-steal games, including a season-high four vs. Long Island in the Tulane/DoubleTree Classic (12/28) and at SMU (1/17)...played at least 30 minutes nine times during the 2009-10 season, including all 40 minutes against Houston (1/8) and a season-best 42 in an overtime win at Rice (2/25)...off the court, was a member of the C-USA Commissioner's Honor Roll and Tulane's 3.0 Club.

High School: Four-year letterwinner at Archbishop Chapelle High for coach Christi Theiler...helped lead the Chipmunks to a combined 65-22 record over her final three prep seasons, including a trip to the state quarterfinals as a sophomore, a state runner-up finish as a junior and a 5A state championship as a senior...completed career as Chapelle's all-time leading scorer with 2,180 points and averaged 16.2 points, 8.3 rebounds and 4.2 assists per game as a prepster...earned LHSAA Most Valuable Player honors, first-team all-state recognition and tabbed District 10-5A MVP as a junior and senior...as a senior, averaged 13.8 points, 9.2 rebounds, 3.3 assists and 3.2 steals per game to earn Army Reserve Athlete of the Year, Clarion Herald MVP honors...scored a game-high 12 points in Chapelle's 47-25 win over Lafayette in the 5A state title game to earn game MVP honors...as a sophomore, averaged 16.2 points per game en route to earning Eastbank MVP recognition...averaged 15.4 points per contest as a sophomore...off the court, served as the youth president at Ninevan Baptist Church and graduated cum laude.

Personal: Born Olivia Nada Grayson on April 7, 1991, in Metairie, La...daughter of Alonzo Joseph and Allean Grayson...has three brothers: Andrew Nierman, Scott Grayson and Alonzo Joseph, Jr.; and three sisters: Lucria Dumas, Semaj Allen and Chanise Joseph...brother, Andrew Nierman, played football at Tulane in the Arena Football League...majoring in psychology.

Grayson's Game-By-Game Statistics

2009-10

Date/Opponent	St	Min	FG/A	Pct	3/A	Pct	FT/A	Pct	O/D/T	PF	A/To/Bk/St	Pts
11/13 UL-Monroe		29	3/7	.429	0/0	.000	1/2	.500	2/6/8	1	10/4/0/0	7
11/20 vs Liberty		19	1/2	.500	0/0	.000	1/2	.500	0/0/0	2	2/7/0/1	3
11/21 vs Loyola-Md.		21	3/7	.429	2/3	.667	4/4	1.000	1/4/5	2	4/5/0/2	12
11/25 LSU		35	5/11	.455	1/2	.500	5/7	.714	1/3/4	3	5/3/0/0	16
12/1 at South Ala.		24	1/4	.250	0/0	.000	3/4	.750	0/2/2	1	2/3/0/1	5
12/4 Prairie View		18	0/5	.000	0/0	.000	0/0	.000	2/0/2	4	3/2/0/1	0
12/5 vs Longwood		20	2/3	.667	0/0	.000	2/3	.667	2/2/4	1	1/8/0/1	6
12/17 at South Florida	*	31	4/11	.364	2/4	.500	5/6	.833	0/2/2	0	1/3/0/2	15
12/20 S.F. Austin	*	32	5/8	.625	0/1	.000	1/2	.500	0/4/4	0	7/3/1/0	11
12/22 McNeese St.	*	21	4/9	.444	2/3	.667	0/0	.000	1/1/2	0	4/2/1/1	10
12/28 Long Island	*	23	2/9	.222	0/2	.000	3/6	.500	1/5/6	2	2/1/0/4	7
12/29 Texas Tech	*	32	6/14	.429	1/3	.333	0/0	.000	2/4/6	3	1/2/0/2	13
1/4 at SE Louisiana	*	28	5/11	.455	0/1	.000	2/2	1.000	2/1/3	2	6/2/0/2	12
1/8 Houston	*	40	4/11	.364	0/1	.000	4/4	1.000	2/4/6	4	2/7/2/2	12
1/10 Rice	*	29	9/15	.600	1/2	.500	1/1	1.000	0/5/5	2	1/2/0/1	20
1/15 at Tulsa	*	27	1/4	.250	0/2	.000	1/2	.500	2/4/6	2	0/8/0/3	3
1/17 at SMU	*	28	0/5	.000	0/2	.000	1/2	.500	0/4/4	3	3/4/0/4	1
1/23 Southern Miss	*	33	3/9	.333	2/5	.400	2/2	1.000	1/4/5	2	1/5/0/2	10
1/28 UTEP	*	29	1/6	.167	0/1	.000	2/2	1.000	4/4/8	4	1/2/0/2	4
1/31 at UCF	*	37	3/6	.500	1/1	1.000	2/2	1.000	1/3/4	4	3/3/1/1	9
2/5 Tulsa	*	31	2/9	.222	0/1	.000	7/9	.778	1/2/3	2	2/5/1/2	11
2/7 SMU	*	19	5/9	.556	0/1	.000	3/3	1.000	6/1/7	2	1/3/0/2	13
2/11 at Marshall	*	22	1/6	.167	0/1	.000	0/1	.000	2/1/3	2	1/4/0/2	2
2/13 at East Carolina		27	0/5	.000	0/2	.000	0/0	.000	3/2/5	1	3/3/0/2	0
2/18 Memphis		27	4/7	.571	2/3	.667	1/2	.500	1/4/5	3	1/1/2/1	11
2/20 UAB		30	3/6	.500	0/2	.000	1/2	.500	1/3/4	2	4/1/5/3	7
2/25 at Rice		42	6/16	.375	2/4	.500	8/10	.800	2/9/11	1	6/2/1/3	22
2/27 at Houston		24	1/4	.250	0/1	.000	0/0	.000	1/4/5	2	2/0/0/0	2
3/3 at UTEP		26	2/5	.400	0/0	.000	3/4	.750	2/2/4	1	2/3/0/1	7
3/9 vs UCF	*	32	4/9	.444	0/1	.000	0/0	.000	3/4/7	1	3/1/0/1	8
3/10 vs East Carolina		26	1/5	.200	0/2	.000	1/2	.500	1/5/6	2	5/3/0/0	3
3/12 vs UAB		28	4/13	.308	0/2	.000	3/4	.750	0/1/1	3	3/3/0/2	11
3/20 vs Georgia		22	1/5	.200	0/2	.000	0/0	.000	2/2/4	4	4/3/0/2	2

2010-11

Date/Opponent	GS	Min	FG/A	Pct	3/A	Pct	FT/A	Pct	O/D/T	PF	A/To/Bk/St	Pts
11/13 South Alabama	*	40	7-13	.538	1/2	.500	6/8	.750	0/9/9	1	6/4/0/2	21
11/16 Mississippi St.	*	39	2-14	.143	0/3	.000	1/4	.250	2/3/5	1	4/5/2/1	5
11/20 at S.F. Austin	*	32	4/13	.308	0/4	.000	5/7	.714	2/6/8	2	4/2/0/2	13
11/23 at LSU	*	40-	7/15	.467	2/6	.333	5/9	.556	1/5/6	3	2/3/0/0	21
11/27 vs Portland St.	*	40	5/18	.278	1/2	.500	2/2	1.000	2/9/11	4	3/1/0/1	13
11/28 vs CS Fullerton	*	33	6/12	.500	3/5	.600	5/6	.833	0/3/3	3	6/3/0/0	20
12/3 Saint Joseph's	*	38	3/13	.231	1/4	.250	1/3	.333	2/6/8	1	6/4/1/1	8
12/5 Detroit	*	37	5/15	.333	2/5	.400	6/8	.750	3/3/6	1	6/1/0/5	18
12/17 Louisiana Tech	*	35	4/10	.400	2/5	.400	3/5	.600	1/2/3	5	5/4/0/1	13
12/20 at UL-Monroe	*	34	2/5	.400	1/2	.500	0/0	.000	2/4/6	3	5/7/0/0	5
12/29 Nicholls State	*	30	5/11	.455	1/4	.250	0/1	.000	2/3/5	3	5/6/1/0	11
12/30 Old Dominion		30	2/8	.250	0/3	.000	0/0	.000	1/3/4	1	1/2/0/3	4
1/3 Southeastern La.	*	29	3/7	.429	2/3	.667	2/2	1.000	2/3/5	1	4/4/1/3	10
1/6 SMU	*	37	6/21	.286	1/5	.200	0/0	.000	1/7/8	2	6/4/0/1	13
1/9 at UAB	*	32	4/10	.400	1/2	.500	0/0	.000	1/5/6	2	7/2/0/0	9
1/13 East Carolina	*	31	2/10	.200	0/3	.000	5/6	.833	2/3/5	2	4/5/0/4	9
1/16 at Marshall	*	36	2/9	.222	1/4	.250	0/0	.000	1/5/6	2	8/4/1/3	5
1/20 Southern Miss	*	44	7/20	.350	3/10	.300	2/2	1.000	1/2/3	3	9/4/2/2	19
1/23 at Tulsa	*	28	0/5	.000	0/0	.000	6/8	.750	1/4/5	3	4/4/0/3	6
1/27 Rice	*	37	3/11	.273	0/2	.000	2/2	1.000	2/5/7	3	2/6/0/1	8
1/30 UTEP	*	36	1/4	.250	0/2	.000	4/4	1.000	0/3/4	4	5/3/1/2	6
2/3 at SMU	*	27	2/5	.400	0/1	.000	0/0	.000	0/4/4	5	3/3/0/1	4
2/6 Houston	*	26	3/8	.375	1/1	1.000	2/3	.667	0/6/6	5	6/4/1/1	9
2/13 at UTEP	*	21	0/4	.000	0/1	.000	2/2	1.000	1/3/4	3	1/1/0/0	2
2/17 at UCF	*	43	5/15	.333	1/2	.500	4/4	1.000	2/6/8	1	5/7/0/0	15
2/20 Memphis	*	36	2/8	.250	1/4	.250	10/12	.833	1/8/9	3	7/6/0/1	15
2/24 at Rice	*	33	1/5	.200	0/3	.000	5/6	.833	0/4/4	3	6/1/0/1	7
2/27 Tulsa	*	31	4/4	1.000	1/1	1.000	0/0	.000	1/4/5	3	7/4/0/1	9
3/5 at Houston	*	37	6/10	.600	1/2	.500	1/3	.333	1/4/5	2	7/7/1/2	14
3/10 vs East Carolina	*	40	4/11	.364	2/4	.500	7/10	.700	0/2/2	0	7/4/0/3	17
3/11 vs Houston	*	36	2/11	.182	0/3	.000	2/4	.500	3/4/7	3	4/4/1/3	6
3/12 vs UCF	*	38	5/11	.455	0/2	.000	2/2	1.000	1/5/6	5	5/4/0/1	12
3/17 Southern	*	30	5/8	.625	1/3	.333	1/3	.333	0/8/8	1	4/5/0/3	12
3/21 at Oral Roberts	*	32	4/10	.400	3/5	.600	0/0	.000	1/2/3	5	4/7/0/3	11

2011-12

Date/Opponent	GS	Min	FG/A	Pct	3/A	Pct	FT/A	Pct	O/D/T	PF	A/To/Bk/St	Pts
11/11 vs Loyola-N.O.	*	27	9/19	.474	0/3	.000	2/3	.667	3/4/7	3	6/2/0/6	20
11/14 vs UL-Monroe	*	34	2/13	.154	0/2	.000	4/6	.667	3/10/13	2	7/3/0/4	8
11/19 vs LSU	*	29	8/18	.444	4/6	.667	1/2	.500	1/1/2	3	3/4/0/0	21
11/21 vs New Orleans	*	24	2/6	.333	0/1	.000	0/0	.000	4/3/7	3	4/5/1/3	4
11/24 vs Purdue	*	18	3/6	.500	0/0	.000	4/4	1.000	0/4/4	5	3/8/0/3	10
11/25 vs Idaho State	*	40	1/11	.091	0/3	.000	4/5	.800	2/2/4	1	5/3/1/2	6
12/2 at La. Tech	*	40	8/19	.421	1/2	.500	2/4	.500	3/6/9	2	3/4/1/2	19
12/4 at Miss. State	*	32	2/16	.125	0/6	.000	5/6	.833	5/3/8	3	4/4/0/1	9
12/9 at North Texas	*	26	2/7	.286	0/1	.000	4/4	1.000	2/6/8	3	0/5/1/1	8
12/11 vs Southern	*	35	9/21	.429	4/7	.571	7/9	.778	3/1/4	4	2/7/0/6	29
12/21 at UL-Lafayette	*	25	6/10	.600	3/5	.600	2/2	1.000	0/1/1	1	0/5/0/5	17
12/28 vs C of C	*	33	5/13	.385	0/3	.000	1/2	.500	2/4/6	1	5/4/0/4	11
12/29 vs Hampton	*	33	7/14	.500	1/3	.333	11/14	.786	1/3/4	2	5/3/0/2	26
1/5 at Memphis	*	33	6/16	.375	1/2	.500	0/1	.000	2/6/8	4	1/6/0/2	13
1/8 vs UCF	*	28	2/9	.222	0/0	.000	7/9	.778	0/3/3	1	3/3/0/3	11
1/12 at Rice	*	39	4/20	.200	0/3	.000	6/6	1.000	2/6/8	4	1/4/1/3	14
1/15 vs UTEP	*	38	7/15	.467	2/3	.667	2/3	.667	0/4/4	4	2/7/0/1	18
1/19 vs UAB	*	38	6/8	.750	1/2	.500	5/6	.833	3/3/6	3	4/5/2/1	18
1/22 at Tulsa	*	21	4/11	.364	0/3	.000	2/4	.500	1/3/4	3	1/2/0/1	10
1/29 vs Marshall	*	34	6/19	.316	1/5	.200	5/7	.714	3/2/5	1	4/2/0/0	18
2/2 at East Carolina	*	28	3/7	.429	1/5	.200	3/3	1.000	1/6/7	3	3/6/0/3	10
2/5 vs SMU	*	36	3/6	.500	0/2	.000	10/10	1.000	0/3/3	2	5/0/0/2	16
2/9 at Houston	*	23	4/10	.400	2/5	.400	0/0	.000	2/2/4	1	6/4/1/2	10
2/12 at UTEP	*	40	8/28	.286	1/12	.083	0/0	.000	2/3/5	2	5/3/0/2	17
2/16 vs Rice	*	38	3/13	.231	0/0	.000	3/3	1.000	3/5/8	3	4/4/0/2	9
2/19 at Southern Miss	*	23	1/11	.091	0/1	.000	2/2	1.000	1/1/2	4	3/5/0/1	4
2/23 vs Tulsa	*	31	7/11	.636	1/3	.333	2/3	.667	0/7/7	3	5/5/0/0	17
2/26 at SMU	*	32	5/9	.556	1/1	1.000	2/3	.667	1/5/6	3	0/5/1/1	13
3/1 vs Houston		22	3/4	.750	2/3	.667	2/2	1.000	1/4/5	1	4/2/1/1	10
3/8 vs East Carolina	*	32	6/10	.600	3/3	1.000	8/8	1.000	1/4/5	1	6/2/1/6	23
3/9 at Memphis	*	33	6/13	.462	0/3	.000	6/6	1.000	6/8/14	1	5/5/1/3	18
3/10 vs UTEP	*	34	5/13	.385	0/3	.000	4/4	1.000	3/2/5	4	3/5/0/1	14
3/15 vs Miss. Valley	*	34	3/12	.250	1/2	.500	6/8	.750	4/6/10	1	4/3/2/1	13
3/18 at Texas Tech	*	35	2/15	.133	2/7	.286	0/0	.000	1/3/4	4	3/2/0/3	6



23 • JAMIE KAPLAN

Guard • 5-8 • Sophomore • 1L
Sebastian, Fla. • Florida Air Academy

Kaplan's Career Statistics

Year	GP-GS	Min/Avg	FG-FGA	Pct	3P-3PA	Pct	FT-FTA	Pct	Off-Def-Tot	Avg	PF-FO	Asst	To	Blk	Stl	Pts	Avg
2011-12	34-9	740/21.8	66-194	.340	28-96	.292	43-57	.754	12-46-58	1.7	28-0	78	74	1	28	203	6.0

Career Honors

2012 C-USA Commissioner's Honor Roll
C-USA Freshman of the Week (12/12/11)

Double-Doubles.....	0
Double-Figure Scoring	6
Double-Figure Rebounds	0

2011-12: Played in all 34 games with nine starts as a true freshman... finished third on the team in assists (78), 3-point baskets (28) and free throw percentage (.754), fourth in steals (28), 3-point percentage (.292) and free throws made (43), and fifth in both minutes (740) and minutes per game (21.8) while averaging 6.0 points per game...named Conference USA Freshman of the Week on Dec. 12 after averaging 12.0 points, 3.0 assists, 2.0 steals and 1.5 rebounds per game...scored in double figure six times, including a career-high 20 points after sinking 6-of-10 field goals – including a 4-of-6 performance from beyond the 3-point arc – and all four of her free-throw opportunities at East Carolina (2/2)...had four or more assists on seven occasions, including a season-best seven vs Mississippi Valley State in the opening round of the WNIT (3/15)...tallied six multiple steal contests, including a career-high three thefts vs Loyola-New Orleans (11/11), at North Texas (12/9) and at Tulsa on (1/22)...recorded 20 multiple-rebound outings, including a season-best five vs LSU (11/19)...played 30 or more minutes four times, including a season-long

37-minute effort against Purdue (11/24) and at North Texas (12/9)...off the court, was a member of the C-USA Commissioner's Honor Roll and Tulane's 3.0 Club.

High School: Four-year letterwinner at Florida Air Academy for coach Jay Castillo...helped lead the Falcons to a pair of 2A District 8 titles, a pair of regional championships and a Final Four appearance...earned all-district honors all four seasons...completed her career as FAA's career leader in points (1,936), assists (512) and steals (421), and set the school's single-game scoring record with 46 against Lake Wales as a junior...as a senior, named first-team all-state and second-team All-Central Florida...became first player at Florida Air to earn first-team Florida Today All-Space Coast Conference honors as a freshman in 2008 when she led the state and ranked 10th nationally in scoring with a 28.6 points-per-game average...earned first-team All-Space Coast honors again in each of her final two prep season...also tabbed first-team all-state and second-team All-Central Florida as a senior...was a McDonald's All-American nominee and was named MVP of the McCarthy Christmas Tournament as a senior and was a Junior Fab Five honoree at the Peachstate Camp in 2008...at the AAU level, helped lead her team to the national championship for the 15-and-under age division in 2007...off the court, was a member of the National Honor Society, graduated Salutatorian with an unweighted 4.0 GPA and was a five-time President's List honoree.

Personal: Born Jamie Lynn Kaplan on Dec. 26, 1992, in Melbourne, Fla...daughter of Scott Kaplan...majoring in neuroscience.

Kaplan's Game-By-Game Statistics

2011-12

Date/Opponent	St	Min	FG/A	Pct	3/A	Pct	FT/A	Pct	O/D/T	PF	A/To/Bk/St	Pts
11/11 vs Loyola-N.O.		23	2/10	.200	1/2	.500	1/2	.500	1/2/3	0	4/3/0/3	6
11/14 vs UL-Monroe		17	1/3	.333	0/2	.000	5/6	.833	0/1/1	1	1/4/0/0	7
11/19 vs LSU		36	2/9	.222	2/6	.333	3/4	.750	2/3/5	3	6/3/0/1	9
11/21 vs New Orleans		22	5/6	.833	4/5	.800	0/0	.000	0/3/3	1	3/3/0/1	14
11/24 vs Purdue		37	1/8	.125	0/1	.000	3/4	.750	1/3/4	1	1/1/0/1	5
11/25 vs Idaho State		23	2/7	.286	2/6	.333	0/0	.000	0/0/0	0	2/2/0/1	6
12/2 at La. Tech		13	0/1	.000	0/0	.000	0/0	.000	0/0/0	0	1/0/0/0	0
12/4 at Miss. State		27	4/11	.364	2/6	.333	0/0	.000	1/0/1	0	2/2/0/2	10
12/9 at North Texas	*	37	6/11	.545	3/5	.600	0/0	.000	0/3/3	1	4/3/0/3	15
12/11 vs Southern	*	30	2/3	.667	1/2	.500	4/5	.800	0/0/0	1	2/2/0/1	9
12/21 at UL-Lafayette	*	24	2/9	.222	0/4	.000	3/3	1.000	0/2/2	2	5/1/0/2	7
12/28 vs C of C	*	27	1/5	.200	0/4	.000	5/6	.833	1/2/3	0	4/3/0/2	7
12/29 vs Hampton	*	27	0/5	.000	0/3	.000	0/0	.000	1/1/2	2	3/3/0/0	0
1/5 at Memphis	*	22	1/5	.200	0/1	.000	0/0	.000	0/2/2	1	2/3/0/0	2
1/8 vs UCF	*	21	2/6	.333	1/3	.333	1/2	.500	0/3/3	1	5/3/0/1	6
1/12 at Rice	*	22	1/5	.200	0/2	.000	0/0	.000	1/2/3	0	0/4/0/0	2
1/15 vs UTEP		25	0/5	.000	0/3	.000	0/0	.000	1/1/2	1	2/1/0/1	0
1/19 vs UAB		10	0/1	.000	0/1	.000	0/0	.000	0/1/1	0	2/3/0/1	0
1/22 at Tulsa		22	3/5	.600	1/3	.333	4/6	.667	1/0/1	0	2/2/0/3	11
1/29 vs Marshall		16	4/7	.571	0/2	.000	0/0	.000	0/1/1	2	1/0/1/1	8
2/2 at E.Carolina		26	6/10	.600	4/6	.667	4/4	1.000	0/1/1	2	1/0/1/1	20
2/5 vs SMU		12	1/3	.333	0/1	.000	0/0	.000	0/2/2	1	2/1/0/0	2
2/9 at Houston		20	2/6	.333	1/5	.200	0/0	.000	0/2/2	1	1/0/0/0	5
2/12 at UTEP		16	0/1	.000	0/0	.000	0/0	.000	0/0/0	1	0/2/0/1	0
2/16 vs Rice		16	1/3	.333	0/2	.000	0/0	.000	0/2/2	0	1/1/0/0	2
2/19 at Southern Miss		15	3/9	.333	0/3	.000	1/1	1.000	0/2/2	3	2/1/0/0	7
2/23 vs Tulsa		16	1/5	.200	1/4	.250	1/2	.500	0/1/1	0	1/3/0/0	4
2/26 at SMU		21	5/9	.556	1/2	.500	2/2	1.000	1/1/2	0	2/2/0/0	13
3/1 vs Houston	*	24	3/7	.429	2/4	.500	0/0	.000	0/1/1	0	1/2/0/0	8
3/8 vs East Carolina		17	0/1	.000	0/1	.000	1/2	.500	0/2/2	0	1/6/0/0	1
3/9 at Memphis		15	2/6	.333	0/2	.000	0/2	.000	0/2/2	0	1/0/0/0	4
3/10 vs UTEP		15	2/5	.400	1/2	.500	2/2	1.000	0/0/0	0	3/2/0/1	7
3/15 vs Miss. Valley		28	1/5	.200	1/3	.333	0/0	.000	0/0/0	1	7/4/0/1	3
3/18 at Texas Tech		18	0/2	.000	0/0	.000	3/4	.750	0/0/0	3	2/3/0/0	3





24 • JANIQUE KAUTSKY

Guard/Forward • 5-10 • Senior • 3L

Perth, Australia • Newman College

Kautsky's Career Statistics

Year	GP-GS	Min/Avg	FG-FGA	Pct	3P-3PA	Pct	FT-FTA	Pct	Off-Def-Tot	Avg	PF-FO	Ass	To	Blk	Stl	Pts	Avg
2009-10	28-0	440/15.7	31-87	.356	13-37	.351	14-22	.636	28-39-67	2.4	50-0	22	22	4	16	89	3.2
2010-11	26-0	195/7.5	6-30	.200	0-13	.000	4-5	.800	7-21-28	1.1	15-0	8	11	2	5	16	0.6
2011-12	33-24	667/20.2	40-114	.351	8-41	.195	25-32	.781	44-62-106	3.2	48-0	47	41	10	25	113	3.4
Career	87-24	1302/15.0	77-231	.333	21-91	.231	43-59	.729	79-122-201	2.3	113-0	77	74	16	46	218	2.5

Career Honors

2012 C-USA Commissioner's Honor Roll
2011 C-USA Commissioner's Honor Roll
2010 C-USA Commissioner's Honor Roll

Double-Doubles.....0
Double-Figure Scoring2
Double-Figure Rebounds0

Career Notes: Three-year letterwinner has played in 87 games with 24 starts for her career...enters senior season averaging 2.5 points, 2.3 rebounds, 0.9 assists, 0.5 steals and 0.2 blocks per game...ranks tied for 17th in Tulane single-season history in games played (33 in 2011-12)...expected to continue to push for time in the Green Wave frontcourt and provide senior leadership.

2011-12: Played in 33 games with 24 starts as a junior...finished second on the team in free throw percentage (.781), fourth in assists (47) and fifth in blocked shots (10) while averaging 3.4 points and 3.4 rebounds per game...scored in double-figures twice, including a career-high 13 points on the strength of a personal-best 5-of-9 showing from the field, hitting a

pair of 3-pointers and sinking a free throw at East Carolina (2/2)...had five or more rebounds on nine occasions, including a career-high equaling with six on five occasions: vs Loyola-New Orleans (11/11), vs SMU (2/5), at Southern Miss (2/19), vs Houston (3/1) and vs Mississippi Valley State in the opening round of the WNIT (3/15)...posted 12 multiple-assist outings, including a career-best five vs Houston (3/1)...recorded six multiple-steal games, including a career-best four thefts at Tulsa (1/22)...recorded 30-plus minutes of work twice, including a career-long 35-minute effort vs UTEP (1/15)...off the court, was a member of the C-USA Commissioner's Honor Roll and Tulane's 3.0 Club.

2010-11: Saw action in 26 games as a sophomore...scored a season-best 4 points at Stephen F. Austin (11/20) and vs. UCF in the Conference USA Championship Game (3/12)...had seven multiple-rebound games, including a season-best five vs. Detroit (12/5)...had first two blocks of the year in the WNIT opener vs. Southern (3/17)...tallied season-high two steals vs. UTEP (1/30)...missed first two games of the year while rehabbing an ankle injury suffered during the offseason...played a season-best 17 minutes vs. Southeastern Louisiana (1/3)...off the court, was a member of the C-USA Commissioner's Honor Roll and Tulane's 3.0 Club.

2009-10: Played in 28 games as a true freshman...named to All-Australian Freshman Team by ShowtimeBasketball.com after averaging 3.2 points





and 2.4 rebounds per game...missed first five games of the year with an ankle injury before debuting vs. Prairie View A&M (12/4)...scored a career-best eight points at South Florida (12/17) and at Houston (2/27)...posted career highs with six rebounds and four assists in a season-long 25 minutes of action vs. Long Island in the Tulane/DoubleTree Classic (12/28)...also had six rebounds at UCF (1/31) and at Rice (2/25)...stole a career-best three passes at Southeastern Louisiana (1/4)...played at least 20 minutes on nine occasions, including a career-long 26 vs. Rice (1/10)...off the court, was a member of the C-USA Commissioner's Honor Roll and Tulane's 3.0 Club.

High School: Attended Perth School (graduated in 2007) and Newman College, and played for a variety of teams during her pre-collegiate career...helped the Western Australian state team to a bronze medal in the Under-20 National Championships in 2008-09 when she averaged 13.7 points and 6.3 rebounds per game – which ranked first and second on the team respectively – while connecting on 44.1 percent of her shots from the field...had 26 points and 10 rebounds in her team's 87-51 win over New South Wales in the bronze medal game...named MVP for the Under-19 Lady Hawks from 2005-07, served as team captain in 2006 and 2007...helped guide the Under-20 team to the championship of the State Basketball League in 2008 when she ranked fifth in the Women's Australian Basketball League (WABL) with a 48.1 field goal percentage after hitting 26-of-54 shots in 18 games...only player from Perth ever to earn a spot on the Marist Five-Girls Australian Basketball Team, an achievement she earned twice, and was selected to play in the 2006 Interstate Basketball Secondary Girls Team...named Western Australia Basketball League Female Player of the Year in 2007 after helping guide the Lady Hawks to the WABL Grand Finals and taking home tournament MVP honors...earned MVP honors of the WABL Grand Finals in 2006 at the Under-19 level...also starred in tennis and track and field as a prepster.

Personal: Born Janique Tanja Kautsky on Nov. 24, 1990, in Singapore...daughter of Michael and Anne Kautsky...has two sisters, Jasmine and Feline...majoring in communications.

Kautsky's Game-By-Game Statistics

2009-10

Date/Opponent	St	Min	FG/A	Pct	3/A	Pct	FT/A	Pct	O/D/T	PF	A/To/Bk/St	Pts
12/4 Prairie View	2	0/0	.000	0/0	.000	0/0	.000	0/0/0	0	0/0/0/0	0	0
12/5 vs Longwood	16	2/4	.500	2/2	1.000	0/1	.000	1/0/1	4	0/1/0/1	6	6
12/17 at South Florida	18	3/8	.375	1/3	.333	1/2	.500	4/0/4	2	1/1/0/1	8	8
12/20 S.F. Austin	18	1/2	.500	1/1	1.000	2/2	1.000	0/4/4	1	1/1/1/2	5	5
12/22 McNeese St.	22	2/7	.286	2/5	.400	1/2	.500	2/1/3	0	1/3/1/0	7	7
12/28 Long Island	25	0/1	.000	0/1	.000	1/2	.500	3/3/6	3	4/1/0/1	1	1
12/29 Texas Tech	18	1/4	.250	0/0	.000	2/2	1.000	1/2/3	4	3/0/0/1	4	4
1/4 at SE Louisiana	22	2/6	.333	1/1	1.000	0/0	.000	1/3/4	3	1/1/0/3	5	5
1/8 Houston	14	2/5	.400	0/3	.000	2/2	1.000	0/0/0	1	0/0/0/1	6	6
1/10 Rice	26	2/3	.667	0/1	.000	2/4	.500	2/2/4	2	2/1/0/1	6	6

1/15 at Tulsa	11	1/5	.200	0/1	.000	0/0	.000	0/1/1	1	0/0/0/1	2	2
1/17 at SMU	10	0/3	.000	0/2	.000	0/0	.000	1/1/2	1	0/2/0/0	0	0
1/23 Southern Miss	23	1/3	.333	0/0	.000	0/0	.000	3/2/5	3	1/1/1/0	2	2
1/28 UTEP	13	1/4	.250	0/1	.000	0/0	.000	0/0/0	3	0/3/0/0	2	2
1/31 at UCF	25	0/3	.000	0/0	.000	0/0	.000	1/5/6	0	1/2/0/0	0	0
2/5 Tulsa	18	1/2	.500	0/1	.000	0/0	.000	2/1/3	1	2/1/0/1	2	2
2/7 SMU	18	1/4	.250	0/2	.000	0/0	.000	0/2/4	4	1/0/0/2	2	2
2/11 at Marshall	6	0/0	.000	0/0	.000	0/1	.000	0/2/2	1	0/0/0/0	0	0
2/13 at East Carolina	10	1/3	.333	0/0	.000	2/2	1.000	1/0/1	2	0/0/0/0	4	4
2/18 Memphis	20	1/3	.333	0/2	.000	0/0	.000	1/1/2	1	1/1/0/1	2	2
2/20 UAB	16	1/2	.500	1/2	.500	0/0	.000	2/0/2	2	0/0/0/0	3	3
2/25 at Rice	29	2/4	.500	1/2	.500	1/2	.500	3/3/6	1	2/1/0/0	6	6
2/27 at Houston	24	3/4	.750	2/2	1.000	0/0	.000	0/2/2	2	0/0/1/0	8	8
3/3 at UTEP	9	1/2	.500	1/2	.500	0/0	.000	0/1/1	3	1/0/0/0	3	3
3/9 vs UCF	5	0/0	.000	0/0	.000	0/0	.000	0/0/0	0	0/2/0/0	0	0
3/10 vs E.Carolina	3	0/2	.000	0/1	.000	0/0	.000	0/0/0	2	0/0/0/0	0	0
3/12 vs UAB	6	1/1	1.000	0/0	.000	0/0	.000	0/0/0	1	0/0/0/0	2	2
3/20 vs Georgia	13	1/2	.500	1/2	.500	0/0	.000	0/3/3	2	0/0/0/0	3	3

2010-11

11/20 at S.F. Austin	10	1/2	.500	0/1	.000	2/2	1.000	0/1/1	1	0/0/0/0	4	4
11/27 vs Portland St.	13	0/1	.000	0/1	.000	0/1	.000	1/2/3	1	0/0/0/0	0	0
11/28 vs CS Fullerton	12	1/2	.500	0/0	.000	0/0	.000	1/2/3	0	0/1/0/0	2	2
12/3 Saint Joseph's	9	0/0	.000	0/0	.000	0/0	.000	0/0/0	0	2/1/0/1	0	0
12/5 Detroit	16	1/4	.250	0/1	.000	0/0	.000	2/3/5	0	0/1/0/0	2	2
12/17 Louisiana Tech	6	0/2	.000	0/1	.000	0/0	.000	0/1/1	0	1/0/0/0	0	0
12/20 at UL-Monroe	4	0/1	.000	0/0	.000	0/0	.000	0/0/0	0	1/0/0/0	0	0
12/29 Nicholls State	7	0/0	.000	0/0	.000	0/0	.000	0/2/2	0	0/1/0/0	0	0
1/3 Southeastern La.	17	1/3	.333	0/1	.000	0/0	.000	0/2/2	3	1/1/0/0	2	2
1/6 SMU	6	0/1	.000	0/1	.000	0/0	.000	0/0/0	0	0/0/0/0	0	0
1/9 at UAB	12	0/0	.000	0/0	.000	0/0	.000	0/2/2	0	0/2/0/0	0	0
1/13 East Carolina	3	0/2	.000	0/1	.000	0/0	.000	0/0/0	1	0/1/0/0	0	0
1/16 at Marshall	12	0/3	.000	0/2	.000	0/0	.000	0/0/0	2	0/1/0/0	0	0
1/20 Southern Miss	2	0/0	.000	0/0	.000	0/0	.000	0/0/0	1	0/0/0/0	0	0
1/23 at Tulsa	5	0/1	.000	0/0	.000	0/0	.000	1/0/1	1	0/0/0/0	0	0
1/27 Rice	3	0/0	.000	0/0	.000	0/0	.000	0/0/0	0	0/0/0/0	0	0
1/30 UTEP	2	0/0	.000	0/0	.000	0/0	.000	1/0/1	0	1/0/0/2	0	0
2/3 at SMU	2	0/2	.000	0/1	.000	0/0	.000	0/0/0	0	0/0/0/0	0	0
2/13 at UTEP	9	0/2	.000	0/1	.000	0/0	.000	1/2/3	1	0/0/0/0	0	0
2/20 Memphis	3	0/1	.000	0/1	.000	0/0	.000	0/0/0	0	0/0/0/0	0	0
2/27 Tulsa	7	0/0	.000	0/0	.000	0/0	.000	0/0/0	0	0/1/0/0	0	0
3/5 at Houston	4	0/0	.000	0/0	.000	0/0	.000	0/0/0	0	0/0/0/0	0	0
3/11 vs Houston	1	0/0	.000	0/0	.000	0/0	.000	0/0/0	0	0/0/0/1	0	0
3/12 vs UCF	9	1/1	1.000	0/0	.000	2/2	1.000	0/3/3	1	0/0/0/0	4	4
3/17 Southern	16	1/2	.500	0/1	.000	0/0	.000	0/1/1	2	1/1/2/0	2	2
3/21 at Oral Roberts	5	0/0	.000	0/0	.000	0/0	.000	0/0/0	1	1/0/0/1	0	0

2011-12

Date/Opponent	St	Min	FG/A	Pct	3/A	Pct	FT/A	Pct	O/D/T	PF	A/To/Bk/St	Pts
11/11 vs Loyola-N.O.	*	20	1/5	.200	0/2	.000	2/2	1.000	4/2/6	1	1/0/1/1	4
11/14 vs UL-Monroe	*	17	0/0	.000	0/0	.000	0/0	.000	2/2/4	2	3/2/1/0	0
11/19 vs LSU	*	24	0/3	.000	0/1	.000	0/0	.000	3/2/5	0	0/1/0/0	0
11/24 vs Purdue	*	7	0/2	.000	0/0	.000	0/0	.000	0/0/0	0	0/1/0/0	0
11/25 vs Idaho State	*	14	0/2	.000	0/2	.000	0/0	.000	0/2/2	2	0/1/0/0	0
12/2 at La. Tech	*	14	2/4	.500	0/0	.000	2/2	1.000	3/0/3	0	0/2/0/0	6
12/4 at Miss. State	*	18	1/1	1.000	0/0	.000	3/6	.500	3/2/5	0	1/1/0/0	5
12/9 at North Texas	*	14	1/2	.500	0/0	.000	0/0	.000	1/1/2	3	0/1/1/1	2
12/11 vs Southern	*	19	0/3	.000	0/0	.000	0/0	.000	2/1/3	2	2/2/0/2	0
12/21 at UL-Lafayette	*	20	1/3	.333	0/1	.000	0/0	.000	0/1/1	1	1/0/0/1	2
12/28 vs C of C	*	11	1/5	.200	0/2	.000	0/0	.000	0/0/0	3	1/1/0/1	2
12/29 vs Hampton	*	13	0/2	.000	0/1	.000	0/0	.000	2/3/5	2	1/1/0/1	0
1/5 at Memphis	*	10	1/2	.500	0/1	.000	0/0	.000	3/1/4	1	0/0/0/0	2
1/8 vs UCF	*	18	1/1	1.000	0/0	.000	1/1	1.000	0/2/2	2	1/0/0/1	3
1/12 at Rice	*	14	1/2	.500	0/1	.000	0/0	.000	0/0/0	0	0/0/0/0	2
1/15 vs UTEP	*	35	1/3	.333	0/0	.000	6/6	1.000	2/1/3	0	4/4/0/1	8
1/19 vs UAB	*	24	0/1	.000	0/0	.000	0/0	.000	0/3/3	1	1/2/0/2	0
1/22 at Tulsa	*	29	2/5	.400	0/2	.000	4/4	1.000	0/0/0	1	3/2/0/4	8
1/29 vs Marshall	*	27	4/5	.800	2/3	.667	0/0	.000	2/0/2	0	2/0/1/0	10
2/2 at E.Carolina	*	28	5/9	.556	2/4	.500	1/2	.500	1/1/2	3	1/0/1/2	13
2/5 vs SMU	*	18	0/2	.000	0/0	.000	2/2/	1.000	0/6/6	3	1/1/0/0	2
2/9 at Houston	*	18	1/5	.200	0/2	.000	1/2	.500	0/4/4	0	4/1/1/1	3
2/12 at UTEP	*	22	3/6	.500	1/2	.500	0/0	.000	1/2/3	2	2/1/0/2	7
2/16 vs Rice	*	18	1/3	.333	0/0	.000	0/0	.000	1/1/2	2	0/3/0/1	2
2/19 at Southern Miss	*	33	2/6	.333	0/1	.000	0/0	.000	2/4/6	1	2/2/0/2	4
2/23 vs Tulsa	*	25	3/6	.500	0/2	.000	3/5	.600	1/3/4	2	0/4/1/0	9
2/26 at SMU	*	19	0/0	.000	0/0	.000	0/0	.000	0/0/0	0	1/0/1/0	0
3/1 vs Houston	*	23	1/4	.250	0/3	.000	0/0	.000	3/3/6	1	5/3/1/0	2
3/8 vs East Carolina	*	22	0/1	.000	0/1	.000	0/0	.000	2/3/5	2	3/1/0/2	0
3/9 at Memphis	*	26	3/9	.333	2/4	.500	0/0	.000	1/4/5	2	1/2/0/0	8
3/10 vs UTEP	*	15	1/1	1.000	0/0	.000	0/0	.000	2/1/3	4	1/0/0/0	2
3/15 vs Miss. Valley	*	23	1/2	.500	1/2	.500	0/0	.000	1/5/6	2	3/1/0/0	3
3/18 at Texas Tech	*	29	2/9	.222	0/4	.000	0/0	.000	2/2/4	3	2/1/1/0	4



3 • KATYE MAGEE

Guard • 5-10 • Redshirt-Sophomore • 1L

Ellisville, Miss. • Presbyterian Christian HS

Magee's Career Statistics

Year	GP-GS	Min/Avg	FG-FGA	Pct	3P-3PA	Pct	FT-FTA	Pct	Off-Def-Tot	Avg	PF-FO	Ass	To	Blk	Stl	Pts	Avg
2011-12	29-0	230/7.9	21-63	.333	17-53	.321	7-7	1.000	13-7-20	0.7	15-0	9	12	9	6	66	2.3

Career Honors

2012 C-USA Commissioner's Honor Roll
2011 C-USA Commissioner's Honor Roll

Double-Doubles.....	0
Double-Figure Scoring	2
Double-Figure Rebounds	0

2011-12: Played in 29 games off the bench as a redshirt-freshman... finished second on the team in 3-point percentage (.321) and fourth in 3-point baskets (17) while averaging 2.3 points and 0.7 rebounds per game...was a perfect 7-for-7 from the free throw line...scored in double figures twice, including a career-best 11-point effort on the strength of a season-high three 3-pointers at Louisiana-Lafayette (12/22)...had 10 points vs New Orleans (11/21)...posted career highs with two assists vs UNO (11/21) and vs Tulsa (2/23)...pulled down a career-best three rebounds vs Houston (3/1)...logged lone multiple-steal outing with two thefts vs Purdue (11/24) in the Cancun Challenge...played a season-long 22 minutes vs New Orleans (11/21)...off the court, was a member of the C-USA Commissioner's Honor Roll and Tulane's 3.0 Club.

2010-11: Did not play as a true freshman after suffering a knee injury during the preseason...received a medical redshirt...off the court, was a

member of the Conference USA Commissioner's Honor Roll and Tulane's 3.0 Club.

High School: Four-year letterwinner at Presbyterian Christian High for coach Missy Bilderback...helped the Bobcats go a combined 115-24 including the 2007 Division II State title as a freshman and the 2008 Division II, AAA and overall state championship as a sophomore...earned Hattiesburg American All-Area, All-District 2-3A and All-District Tournament honors all four years as a prepster...tabbed first-team All-Mississippi Association of Independent Schools Team as a sophomore, junior and senior...scored over 2,500 points during her prep career...averaged 12.9 points and 5.5 rebounds per game as a senior en route to earning MAIS All-Star and Hattiesburg American Athlete of the Year honors...as a junior, averaged 20 points and eight rebounds per game before suffering a season-ending knee injury in the 21st game of the year...as a sophomore, averaged 18 points, seven rebounds and five assists per game as a sophomore when she was named District Player of the Year...averaged 10 points, five rebounds and five assists per game as a freshman...off the court, was a member of the National Art Honor Society, Mu Alpha Theta, Future Business Leaders of America and Fellowship of Christian Athletes...served as treasurer of the Senior Beta Club, was a Wendy's High School Heisman state finalist and graduated with special honors in the Top 10 percent of her class.

Personal: Born Katie Marie Magee on Aug. 4, 1992, in Laurel, Miss... daughter of Tommy and Gwen Magee...has one brother, Johnny, and one sister, Trista...mother, Gwen, coached softball at Jones Junior College and was inducted into the Mississippi Junior College Hall of Fame in 2010...majoring in public health.

Magee's Game-By-Game Statistics

2011-12

Date/Opponent	St	Min	FG/A	Pct	3/A	Pct	FT/A	Pct	O/D/T	PF	A/To/Bk/St	Pts
11/11 vs Loyola-N.O.	14	2/6	.333	2/5	.400	0/0	.000	0/1/1	1	0/3/0/0	6	
11/14 vs UL-Monroe	18	1/2	.500	0/1	.000	0/0	.000	2/0/2	1	1/1/0/0	2	
11/19 vs LSU	4	0/0	.000	0/0	.000	0/0	.000	2/0/2	0	0/1/0/0	0	
11/21 vs New Orleans	22	3/8	.375	2/6	.333	2/2	1.000	2/0/2	1	2/0/0/0	10	
11/24 vs Purdue	7	0/0	.000	0/0	.000	0/0	.000	1/0/1	0	1/1/0/2	0	
11/25 vs Idaho State	2	0/0	.000	0/0	.000	0/0	.000	0/0/0	0	0/0/0/0	0	
12/4 at Miss. State	1	1/1	1.000	1/1	1.000	0/0	.000	0/0/0	0	0/0/0/0	3	
12/9 at North Texas	11	1/2	.500	1/2	.500	0/0	.000	0/0/0/0	0	0/0/0/0	3	
12/11 vs Southern	8	0/3	.000	0/2	.000	0/0	.000	1/0/1	0	1/1/0/0	0	
12/21 at UL-Lafayette	15	3/6	.500	3/6	.500	2/2	1.000	0/0/0	1	0/2/0/1	11	
12/28 vs C of C	10	0/3	.000	0/3	.000	3/3	1.000	0/0/0	0	1/0/0/0/0	3	
12/29 vs Hampton	1	0/0	.000	0/0	.000	0/0	.000	0/0/0	0	0/0/0/0	0	
1/8 vs UCF	11	1/2	.500	1/2	.500	0/0	.000	0/1/1	1	0/0/0/0	3	
1/12 at Rice	7	1/1	1.000	1/1	1.000	0/0	.000	2/0/2	0	0/0/0/0	3	
1/15 vs UTEP	2	0/0	.000	0/0	.000	0/0	.000	0/0/0	0	0/0/0/0	0	
1/22 at Tulsa	8	0/1	.000	0/1	.000	0/0	.000	0/1/1	0	0/1/0/0	0	
1/29 vs Marshall	5	2/3	.667	2/3	.667	0/0	.000	0/0/0	1	0/0/0/0	6	
2/2 at E.Carolina	11	1/2	.500	1/1	1.000	0/0	.000	1/1/2	1	0/1/0/1	3	
2/5 vs SMU	7	0/1	.000	0/1	.000	0/0	.000	0/0/0	0	0/0/0/0	0	
2/9 at Houston	15	1/5	.200	0/4	.000	0/0	.000	0/0/0	1	1/1/0/0	2	
2/19 at Southern Miss	6	0/2	.000	0/2	.000	0/0	.000	0/0/0	2	0/0/0/0	0	
2/23 vs Tulsa	4	0/0	.000	0/0	.000	0/0	.000	0/0/0	1	2/0/0/1	0	
2/26 at SMU	3	0/0	.000	0/0	.000	0/0	.000	0/0/0	0	0/0/0/0	0	
3/1 vs Houston	15	2/9	.222	2/8	.250	0/0	.000	1/2/3	2	0/0/0/0	6	
3/8 vs East Carolina	5	0/1	.000	0/1	.000	0/0	.000	0/0/0	0	0/0/0/0	0	
3/9 at Memphis	3	1/2	.500	1/1	1.000	0/0	.000	1/1/2	1	0/0/0/0	3	
3/10 vs UTEP	3	0/0	.000	0/0	.000	0/0	.000	0/0/0	0	0/0/0/1	0	
3/15 vs Miss. Valley	2	0/1	.000	0/1	.000	0/0	.000	0/0/0	0	0/0/0/0	0	
3/18 at Texas Tech	10	1/2	.500	0/1	.000	0/0	.000	0/0/0	1	0/0/0/0	2	





31 • BRITTANY McDONALD

Forward • 6-1 • Senior • 2L

Atlanta, Ga. • Berkmar HS

McDonald's Career Statistics

Year	GP-GS	Min/Avg	FG-FGA	Pct	3P-3PA	Pct	FT-FTA	Pct	Off-Def-Tot	Avg	PF-FO	Ass	To	Blk	Stl	Pts	Avg
2010-11	12-0	72/6.0	7-14	.500	0-0	.000	2-4	.500	5-10-15	1.3	5-0	4	5	2	0	16	1.3
2011-12	26-1	197/7.6	16-39	.410	0-0	.000	10-18	.556	11-20-31	1.2	18-0	12	19	2	12	42	1.6
Career	38-1	269/7.1	25-53	.434	0-0	.000	12-22	.545	16-30-46	1.2	23-0	16	24	4	12	58	1.5

Career Honors

Double-Doubles.....	0
Double-Figure Scoring	0
Double-Figure Rebounds	0

Career Notes: Two-year letterwinner has played in 38 games with one start for her career...enters senior season averaging 1.5 points, 1.2 rebounds, 0.4 assists, 0.3 steals and 0.1 blocks per game...looks to continue pushing for time in the Green Wave frontcourt and provide senior leadership during 2012-13 campaign.

2011-12: Saw action in 26 games with one start as a junior...finished fourth on the team in field goal percentage (.410) while averaging 1.6 points and 1.2 rebounds per game...posted career highs with eight points, three assists and three steals in a start against New Orleans (11/21)...pulled down a career-high five rebounds at Louisiana-Lafayette (12/22)...added four-rebound efforts vs Loyola-New Orleans (11/11) and College of Charleston (12/28)...blocked a shot vs Loyola and against UCF (1/8)...missed final two regular-season games, the team's run in the Conference USA Championship and both WNIT contests due to injury.

2010-11: Played in 12 games as a sophomore...posted career highs with six points, three field goals and three rebounds at Tulsa (1/23)...made collegiate debut against East Carolina (11/13) when she scored two points on 1-of-2 shooting and pulled down an offensive rebound in 10 minutes off the bench...chipped in with four points, including a 2-for-2 showing from the free throw line, at Marshall (1/16)...played in a season-long 14 minutes vs. Southern in the first round of the WNIT (3/17) when she tallied her first two career blocks.

2009-10: Did not play as a true freshman while recovering from a knee injury she suffered in high school.

High School: Four-year letterwinner at Berkmar High for coach Tamara Brooks...helped lead the Patriots to the playoffs in her final three



prep seasons, including a trip to the state tournament as a junior which snapped a 30-year drought for the school...earned all-county honors as a sophomore, junior and senior...as a senior, named to the Gwinnett Daily Post Preseason Six and led the team with a 10-plus rebounding average...selected to play in the state all-star game but missed the contest due to injury...also lettered in volleyball...off the court, was a member of the Future Business Leaders of America...named all-academic all four years and claimed All-County Academic Player of the Month as a senior.

Personal: Born Brittany Chantel McDonald on June, 26, 1991, in Pittsburgh, Pa...daughter of Ricardo McDonald and Kathryn Franklin, and step father is Darian Franklin...father, Ricardo McDonald, played collegiate football at Pitt and spent eight seasons in the NFL – suiting up for the Cincinnati Bengals from 1992-97 before playing two more seasons with the Chicago Bears...majoring in communications.

McDonald's Game-By-Game Statistics

2010-11

Date/Opponent	St	Min	FG/A	Pct	3/A	Pct	FT/A	Pct	O/D/T	PF	A/To/Bk/St	Pts
1/13 East Carolina		10	1/2	.500	0/0	.000	0/0	.000	1/0/1	0	0/0/0/0	2
1/16 at Marshall		11	1/2	.500	0/0	.000	2/2	1.000	2/0/2	1	1/1/0/0	4
1/23 at Tulsa		11	3/4	.750	0/0	.000	0/0	.000	0/3/3	1	0/0/0/0	6
2/13 at UTEP		10	1/2	.500	0/0	.000	0/0	.000	0/2/2	0	1/1/0/0	2
2/20 Memphis		4	0/0	.000	0/0	.000	0/2	.000	0/1/1	0	0/0/0/0	0
2/24 at Rice		1	0/0	.000	0/0	.000	0/0	.000	0/2/2	0	0/0/0/0	0
2/27 Tulsa		3	0/0	.000	0/0	.000	0/0	.000	0/0/0	2	0/1/0/0	0
3/5 at Houston		1	0/0	.000	0/0	.000	0/0	.000	0/0/0	0	0/0/0/0	0
3/10 vs East Carolina		2	0/1	.000	0/0	.000	0/0	.000	0/0/0	1	0/1/0/0	0
3/11 vs Houston		0+	0/0	.000	0/0	.000	0/0	.000	0/0/0	0	0/0/0/0	0
3/17 Southern		14	1/3	.333	0/0	.000	0/0	.000	2/0/2	0	2/1/2/0	2
3/21 at Oral Roberts		5	0/0	.000	0/0	.000	0/0	.000	0/2/2	0	0/0/0/0	0

2011-12

Date/Opponent	St	Min	FG/A	Pct	3/A	Pct	FT/A	Pct	O/D/T	PF	A/To/Bk/St	Pts
11/11 vs Loyola-N.O.	11	2/3	.667	0/0	.000	0/0	.000	2/2/4	2	0/1/1/0	4	
11/14 vs UL-Monroe	11	2/4	.500	0/0	.000	0/0	.000	1/0/1	1	0/1/0/1	4	
11/19 vs LSU	6	0/0	.000	0/0	.000	0/0	.000	0/1/1	1	0/0/0/1	0	
11/21 vs New Orleans *	20	3/7	.429	0/0	.000	2/6	.333	2/0/2	0	3/2/0/3	8	
11/24 vs Purdue	7	1/2	.500	0/0	.000	1/2	.500	0/1/1	0	0/1/0/0	3	
11/25 vs Idaho State	4	0/2	.000	0/0	.000	0/0	.000	0/0/0	0	0/0/0/0	0	
12/2 at La. Tech	5	0/0	.000	0/0	.000	0/0	.000	0/0/0	0	0/0/0/0	0	
12/4 at Miss. State	13	0/1	.000	0/0	.000	0/0	.000	0/1/1	0	2/1/0/1	0	
12/9 at North Texas	7	0/1	.000	0/0	.000	0/0	.000	0/0/0	1	0/1/0/1	0	
12/11 vs Southern	3	0/1	.000	0/0	.000	0/0	.000	0/0/0	0	0/0/0/0	0	
12/21 at UL-Lafayette	15	0/2	.000	0/0	.000	0/0	.000	2/3/5	1	1/1/0/2	0	
12/28 vs C of C	13	2/2	1.000	0/0	.000	1/1	1.000	2/2/4	2	1/4/0/1	5	
12/29 vs Hampton	4	1/2	.500	0/0	.000	0/0	.000	0/2/2	0	0/0/0/0	2	
1/5 at Memphis	4	0/0	.000	0/0	.000	0/0	.000	0/0/0	0	0/0/0/0	0	
1/8 vs UCF	11	1/1	1.000	0/0	.000	1/2	.500	0/1/1	1	1/1/1/0	3	
1/12 at Rice	2	0/0	.000	0/0	.000	0/0	.000	0/0/0	0	0/0/0/0	0	
1/15 vs UTEP	3	0/0	.000	0/0	.000	2/2	1.000	0/1/1	2	1/1/0/1	2	
1/19 vs UAB	7	1/1	1.000	0/0	.000	0/0	.000	1/1/2	0	1/0/0/0	2	
1/22 at Tulsa	3	0/1	.000	0/0	.000	0/0	.000	0/1/1	0	1/0/0/0	0	
1/29 vs Marshall	8	0/1	.000	0/0	.000	1/2	.500	0/0/0	1	0/4/0/0	1	
2/2 at East Carolina	10	0/1	.000	0/0	.000	2/3	.667	0/2/2	0	0/0/0/0	2	
2/5 vs SMU	3	0/0	.000	0/0	.000	0/0	.000	0/0/0	0	0/0/0/0	0	
2/9 at Houston	12	1/3	.333	0/0	.000	0/0	.000	1/1/2	4	0/0/0/0	2	
2/16 vs Rice	5	0/1	.000	0/0	.000	0/0	.000	0/1/1	0	1/1/0/0	0	
2/19 at Southern Miss	8	2/2	1.000	0/0	.000	0/0	.000	0/0/0	2	0/0/0/0	4	
2/23 vs Tulsa	2	0/1	.000	0/0	.000	0/0	.000	0/0/0	0	0/0/0/1	0	



25 • TYRIA SNOW

Guard • 5-8 • Senior • 3L

Shreveport, La. • Southwood HS

Snow's Career Statistics

Year	GP-GS	Min/Avg	-----Total-----		---3-Point---		---Free Throw---		-----Rebounds-----		PF-FO	Ast	To	Blk	Stl	Pts	Avg
			FG-FGA	Pct	3P-3PA	Pct	FT-FTA	Pct	Off-Def-Tot	Avg							
2009-10	18-0	89/4.9	2-4	.500	0-0	.000	0-1	.000	3-6-9	0.5	6-0	10	10	0	5	4	0.2
2010-11	33-0	346/10.5	19-43	.442	3-7	.429	8-13	.615	9-28-37	1.1	31-0	37	27	5	14	49	1.5
2011-12	34-28	919/27.0	81-198	.409	16-49	.327	58-80	.725	17-86-103	3.0	73-0	111	94	8	70	236	6.9
Career	85-28	1354/15.9	102-245	.416	19-56	.339	66-94	.702	29-120-149	1.8	110-0	158	131	13	89	289	3.4

Career Honors

Double-Doubles.....	0
Double-Figure Scoring	11
Double-Figure Rebounds	0

Career Notes: Three-year letterwinner has played in 85 games with 28 starts for her career...enters senior season averaging 3.4 points, 1.8 rebounds, 1.9 assists, 1.0 steals and 0.2 blocks per game...ranks tied for seventh in Tulane single-season history in games played (34 in 2011-12), 15th in steals (70 in 2011-12) and 23rd in steals per game (2.1 in 2011-12)...looks to start for the second consecutive year at point guard in her final collegiate season.

2011-12: Played in all 34 games with 28 starts as a junior...led the team in 3-point percentage (.327) while ranking second in assists (111), steals (70) and free throws made (58), third in minutes played (919) and minutes per game (27.0), fourth in points (236), points per game (6.9) and free throw percentage (.725), and fifth in field goals made (81), field goal percentage (.409) and 3-point baskets (16)...finished fifth in Conference USA in assist-to-turnover ratio (1.2), sixth in assists per game (3.3) and ninth in steals per game (2.1)...ranked 179th nationally in steals per game,

181st in assist-to-turnover ratio and 229th in assists per game...scored in double figures 11 times, including a career-high 16 after hitting 3-of-8 field goals and sinking 10-of-12 free throws vs UTEP (1/15)...had five or more rebounds on seven occasions, including a career-best seven vs Southern (12/11) and at Southern Miss (2/19)...handed out four or more assists 13 times, including a career-high eight at Tulsa (1/22)...posted 20 multiple steal games, including a career-best five vs New Orleans (11/21) and vs SMU (2/5)...played at least 30 minutes 18 times, including career-long 37-minute effort vs Rice (2/16).

2010-11: Saw action in 33 games as a sophomore...finished fifth on the team in assists (37) while chipping in with 1.5 points and 1.1 rebound per outing...scored a career-high seven points vs. East Carolina (1/13), at Tulsa (1/23) and at UTEP (2/13)...drained a season-best three field goals (on four attempts) at Tulsa (1/23)...had four or more rebounds on four occasions, including a season-high six rebounds vs South Alabama (11/13)...posted three or more assists in six games, including a season-high seven vs Rice (1/27)...tallied one block on five occasions: vs. Mississippi State (11/16), at Stephen F. Austin (11/20), vs. Portland State (11/27), vs. Old Dominion (12/30) and vs. Southern in the WNIT opener (3/17)...had four multiple-steal contests, including a season-high three at Tulsa (1/23)...played a season-long 25 minutes at Stephen F. Austin (11/20).





2009-10: Played in 18 games as a true freshman...averaged 0.2 points and 0.5 rebounds in 4.9 minutes per game...made collegiate debut vs. Stephen F. Austin (12/20) when she had her first career rebound...made first career field goal at Southeastern Louisiana (1/4)...tallied a season-high three assists vs. Rice (1/10)...played 10-plus minutes on three occasions, including a season-high 14 at Southeastern Louisiana...missed early portion of the season recovering from a knee injury suffered during her high school career.

High School: Four-year letterwinner at Southwood High for coach Steve McDowell...helped lead the Cowgirls to the playoffs all four years, including state championships as a freshman and junior and a runner-up finish as a sophomore...guided SHS to district titles in each of her final three prep seasons...earned first-team all-district as a freshman, sophomore and junior and led the district in assists each year...tallied a career-best 158 assists as a junior...missed 27 games as a senior after suffering a torn ACL.

Personal: Born Tyria Lashay Snow on Oct. 25, 1990, in Shreveport, La....daughter of Robert and Pamela Washington...has three brothers: Marcus, Anthony and DeAndrea; and three sisters: Tequilla and Tierra...majoring in communications.

Snow's Game-By-Game Statistics

2009-10

Date/Opponent	St	Min	FG/A	Pct	3/A	Pct	FT/A	Pct	O/D/T	PF	A/To/Bk/St	Pts
12/20 S.F. Austin	4	0/0	.000	0/0	.000	0/0	.000	0/1/1	1	0/3/0/0	0	
12/22 McNeese State	12	0/0	.000	0/0	.000	0/0	.000	0/0/0	0	1/0/0/1	0	
12/28 Long Island	4	0/0	.000	0/0	.000	0/0	.000	0/1/1	1	1/1/0/0	0	
1/4 at SE Louisiana	14	1/1	1.000	0/0	.000	0/0	.000	1/2/3	0	2/0/0/0	2	
1/8 Houston	6	0/0	.000	0/0	.000	0/1	.000	1/0/1	0	1/1/0/2	0	
1/10 Rice	11	0/1	.000	0/0	.000	0/0	.000	0/1/1	1	3/0/0/0	0	
1/15 at Tulsa	2	0/0	.000	0/0	.000	0/0	.000	0/0/0	0	0/0/0/0	0	
1/17 at SMU	3	0/0	.000	0/0	.000	0/0	.000	0/0/0	0	0/0/0/1	0	
1/23 Southern Miss	4	0/0	.000	0/0	.000	0/0	.000	0/0/0	1	0/0/0/0	0	
1/28 UTEP	0+	0/0	.000	0/0	.000	0/0	.000	0/0/0	0	0/0/0/0	0	
1/31 at UCF	4	0/0	.000	0/0	.000	0/0	.000	0/0/0	1	0/0/0/0	0	
2/5 Tulsa	3	0/0	.000	0/0	.000	0/0	.000	0/0/0	0	0/1/0/1	0	
2/7 SMU	13	0/0	.000	0/0	.000	0/0	.000	0/1/1	0	1/2/0/0	0	
2/11 at Marshall	1	0/0	.000	0/0	.000	0/0	.000	0/0/0	1	0/0/0/0	0	
2/18 Memphis	2	1/1	1.000	0/0	.000	0/0	.000	0/0/0	0	1/0/0/0	2	
2/20 UAB	3	0/1	.000	0/0	.000	0/0	.000	0/0/0	0	0/2/0/0	0	
3/3 at UTEP	3	0/0	.000	0/0	.000	0/0	.000	1/0/1	0	0/0/0/0	0	
3/12 vs UAB	0+	0/0	.000	0/0	.000	0/0	.000	0/0/0	0	0/0/0/0	0	

2010-11

Date/Opponent	St	Min	FG/A	Pct	3/A	Pct	FT/A	Pct	O/D/T	PF	A/To/Bk/St	Pts
11/13 South Alabama	14	0/2	.000	0/0	.000	1/2	.500	2/4/6	1	1/1/0/0	1	
11/16 Mississippi St.	19	0/1	.000	0/0	.000	0/0	.000	0/1/1	2	3/1/1/1	0	
11/20 at S.F. Austin	25	2/3	.667	0/1	.000	0/0	.000	1/4/5	2	2/2/1/1	4	
11/23 at LSU	6	0/1	.000	0/0	.000	0/0	.000	0/0/0	0	0/0/0/0	0	
11/27 vs Portland St.	19	1/1	1.000	0/0	.000	1/1	1.000	2/1/3	2	0/1/0/2	2	
11/28 vs CS Fullerton	19	1/3	.333	0/0	.000	0/0	.000	1/3/4	2	3/1/1/0	2	
12/3 Saint Joseph's	7	0/1	.000	0/0	.000	0/0	.000	0/0/0	0	0/0/0/0	0	
12/5 Detroit	15	1/3	.333	0/0	.000	0/1	.000	1/1/2	1	3/1/0/1	2	
12/17 Louisiana Tech	11	0/2	.000	0/0	.000	0/0	.000	0/0/0	0	0/1/0/0	0	
12/20 at UL-Monroe	5	0/0	.000	0/0	.000	0/0	.000	0/0/0	1	0/0/0/0	0	
12/29 Nicholls State	10	0/0	.000	0/0	.000	0/0	.000	0/1/1	1	2/1/0/2	0	
12/30 Old Dominion	8	0/3	.000	0/0	.000	0/0	.000	1/0/1	0	2/0/1/0	0	
1/3 Southeastern La.	15	1/1	1.000	0/0	.000	0/0	.000	0/0/0	4	3/2/0/0	2	
1/6 SMU	5	0/0	.000	0/0	.000	0/0	.000	0/0/0	1	1/1/0/0	0	
1/9 at UAB	14	1/2	.500	0/1	.000	0/0	.000	0/1/1	2	0/2/0/0	2	
1/13 East Carolina	18	2/4	.500	1/1	1.000	2/2	1.000	0/1/1	2	0/2/0/0	7	
1/16 at Marshall	5	0/0	.000	0/0	.000	0/0	.000	0/0/0	0	0/1/0/0	0	
1/20 Southern Miss	5	1/1	1.000	0/0	.000	0/0	.000	0/0/0	1	0/0/0/0	2	
1/23 at Tulsa	16	3/4	.750	0/0	.000	1/2	.000	0/1/1	0	1/3/0/3	7	
1/27 Rice	14	0/1	.000	0/0	.000	0/0	.000	0/1/1	1	7/0/0/2	0	
1/30 UTEP	10	1/1	1.000	0/0	.000	0/0	.000	0/1/1	1	0/1/0/0	2	
2/3 at SMU	4	0/0	.000	0/0	.000	0/0	.000	0/0/0	0	0/0/0/0	0	
2/6 Houston	3	0/0	.000	0/0	.000	0/0	.000	0/0/0	0	1/1/0/0	0	
2/13 at UTEP	15	2/2	1.000	1/1	1.000	2/2	1.000	1/1/2	2	1/0/0/0	7	
2/20 Memphis	5	0/0	.000	0/0	.000	1/2	.500	0/0/0	0	0/1/0/0	1	
2/24 at Rice	5	0/0	.000	0/0	.000	0/0	.000	0/0/0	0	0/1/0/0	0	
2/27 Tulsa	2	0/0	.000	0/0	.000	0/0	.000	0/0/0	1	0/1/0/0	0	
3/5 at Houston	11	0/0	.000	0/0	.000	0/0	.000	0/2/2	2	1/0/0/1	0	
3/10 vs East Carolina	3	0/0	.000	0/0	.000	0/0	.000	0/0/0	0	1/0/0/0	0	
3/11 vs Houston	5	0/0	.000	0/0	.000	0/0	.000	0/0/0	0	0/0/0/0	0	
3/12 vs UCF	0+	0/0	.000	0/0	.000	0/0	.000	0/0/0	0	0/0/0/0	0	
3/17 Southern	20	1/4	.250	0/1	.000	0/1	.000	0/4/4	1	1/0/1/1	2	
3/21 at Oral Roberts	13	2/3	.667	1/2	.500	0/0	.000	0/1/1	1	4/2/0/0	5	

2011-12

Date/Opponent	St	Min	FG/A	Pct	3/A	Pct	FT/A	Pct	O/D/T	PF	A/To/Bk/St	Pts
11/11 vs Loyola-N.O.	*	20	1/5	.200	0/0	.000	0/0	.000	0/2/2	3	1/3/1/3	2
11/14 vs UL-Monroe	*	28	3/8	.375	0/0	.000	1/2	.500	1/1/2	1	4/4/1/1	7
11/19 vs LSU	*	23	2/8	.250	1/4	.250	0/0	.000	0/1/1	2	6/3/0/1	5
11/21 vs New Orleans	*	23	4/5	.800	0/0	.000	2/2	1.000	0/2/2	0	4/3/0/5	10
11/24 vs Purdue	*	18	0/1	.000	0/0	.000	0/0	.000	0/0/0	4	2/0/0/0	0
11/25 vs Idaho State	*	25	4/6	.667	0/0	.000	0/0	.000	0/3/3	2	3/2/0/3	8
12/2 at La. Tech	*	31	3/9	.333	0/1	.000	2/2	1.000	0/2/2	3	2/2/0/1	8
12/4 at Miss. State	*	20	0/2	.000	0/1	.000	0/0	.000	1/1/2	2	1/5/0/1	0
12/9 at North Texas		16	1/3	.333	0/0	.000	0/0	.000	0/3/3	1	2/2/0/0	2
12/11 vs Southern		28	1/4	.250	1/1	1.000	6/8	.750	1/6/7	4	1/1/1/4	9
12/21 at UL-Lafayette		15	2/4	.500	0/1	.000	0/0	.000	0/2/2	2	3/3/0/2	4
12/28 vs C of C		26	2/4	.500	1/3	.333	1/1	1.000	0/2/2	0	1/2/0/1	6
12/29 vs Hampton		28	1/3	.333	0/0	.000	0/0	.000	0/1/1	2	3/1/0/3	2
1/5 at Memphis	*	31	5/11	.455	1/4	.250	0/1	.000	1/2/3	1	3/2/0/0	11
1/8 vs UCF	*	31	5/8	.625	0/1	.000	3/4	.750	0/4/4	2	2/2/1/1	13
1/12 at Rice	*	20	3/5	.600	0/0	.000	2/2	1.000	0/4/4	4	3/3/0/2	8
1/15 vs UTEP	*	32	3/8	.375	0/1	.000	10/12	.833	1/4/5	4	2/6/1/3	16
1/19 vs UAB	*	32	1/5	.200	1/3	.333	3/4	.750	1/2/3	2	1/4/1/1	6
1/22 at Tulsa	*	31	3/4	.750	2/2	1.000	0/0	.000	0/1/1	3	8/1/0/2	8
1/29 vs Marshall	*	30	3/6	.500	1/2	.500	3/4	.750	1/2/3	2	7/0/0/3	10
2/2 at East Carolina	*	30	1/9	.111	0/3	.000	0/0	.000	0/3/3	0	5/2/0/2	2
2/5 vs SMU	*	33	5/7	.714	1/1	1.000	0/2	.000	0/5/5	0	6/1/0/5	11
2/9 at Houston	*	27	1/2	.500	1/1	1.000	2/2	1.000	1/0/1	2	2/2/1/3	5
2/12 at UTEP	*	29	3/7	.429	1/2	.500	4/7	.571	2/3/5	4	3/1/0/3	11
2/16 vs Rice	*	37	3/6	.500	0/0	.000	4/5	.800	0/3/3	3	3/5/1/4	10
2/19 at Southern Miss	*	39	2/3	.667	0/1	.000	0/0	.000	4/3/7	3	5/7/0/1	4
2/23 vs Tulsa	*	33	2/6	.333	1/3	.333	0/0	.000	0/2/2	2	4/8/0/2	5
2/26 at SMU	*	22	0/4	.000	0/3	.000	0/0	.000	1/2/3	3	5/1/0/2	0
3/1 vs Houston		19	3/6	.500	1/3	.333	2/2	1.000	0/4/4	2	4/2/0/3	9
3/8 vs East Carolina	*	32	3/6	.500	0/0	.000	4/4	1.000	0/2/2	2	4/3/0/0	10
3/9 at Memphis	*	34	2/7	.286	1/3	.333	1/2	.500	0/3/3	2	5/5/0/3	6
3/10 vs UTEP	*	31	4/12	.333	1/4	.250	2/6	.333	0/3/3	2	2/0/0/3	11
3/15 vs Miss. Valley	*	24	3/7	.429	1/1	1.000	0/0	.000	1/4/5	0	1/3/0/1	7
3/18 at Texas Tech	*	30	2/7	.286	0/0	.000	6/8	.750	1/4/5	4	3/5/0/1	10



34 • ASHLEY WESTBY

Center • 6-3 • Junior • 2L

Houston, Texas • Clear Lake HS

Westby's Career Statistics

Year	GP-GS	Min/Avg	FG-FGA	Pct	3P-3PA	Pct	FT-FTA	Pct	Off-Def-Tot	Avg	PF-FO	Ast	To	Blk	Stl	Pts	Avg
2010-11	6-0	36/6.0	7-13	.538	0-0	.000	2-2	1.000	4-0-4	0.7	3-0	1	2	0	1	16	2.7
2011-12	5-0	41/8.2	3-8	.375	0-0	.000	0-4	.000	3-5-8	1.6	5-0	2	7	3	1	6	1.2
Career	11-0	77/7.0	10-21	.476	0-0	.000	2-6	.333	7-5-12	1.1	8-0	3	9	3	2	22	2.0

Career Honors

Double-Doubles.....	0
Double-Figure Scoring	0
Double-Figure Rebounds	0

Career Notes: Two-year letterwinner has played in 11 career games...is averaging 2.0 points, 1.1 rebounds, 0.6 blocks, 0.4 assists and 0.2 steals per game...looking to bounce back from a pair of knee injuries that held her out of a combined 52 games during her first two collegiate seasons.

2011-12: Saw action in five games as a sophomore...scored a season-best two points on three occasions: vs Loyola-New Orleans (11/11), vs Louisiana-Monroe (11/14) and vs New Orleans (11/21)...had a pair of multiple-rebound outings, including a career-best five vs UNO...had one block again ULM, UNO and in the Cancun Challenge vs Idaho State (11/25)...played 10 or more minutes twice, including a career-best 18 vs UNO...missed last 26 games due to a knee injury.



2010-11: Played in six games as a true freshman...scored a career-best eight points after hitting 3-of-4 field goals and both free throw opportunities against Saint Joseph's (12/3)...had single-rebound performances at Stephen F. Austin (11/20), vs. Portland State (11/27), vs. Cal State Fullerton (11/28) and Saint Joseph's (12/3)...played in 10 or more minutes twice, including a season-long 11-minute effort vs. Cal State Fullerton (11/28) when she hit 2-of-4 field goals and pulled down a rebound...missed final 26 games after suffering a knee injury.

High School: Two-year letterwinner at Clear Lake High for coach Angela Beck...helped guide the Falcons to a combined 46-21 overall record and a 23-5 mark in District 24-5A action, and the team advanced to the playoffs both seasons...as a senior, named District Offensive Player of the Year and first-team all-district after averaging 13.4 points per game...as a junior, earned second-team all-district honors after averaging 14 points and 16 rebounds per game while shooting 66 percent from the floor...played junior varsity basketball as a sophomore...also lettered once in soccer...off the court, was a member of the Non-Athletic Honors/Achievements/Activities Club, was a Church ACTS Retreat Leader and served on the Youth Ministry Leadership Team for St. Claire Catholic Church.

Personal: Born Ashley Lynn Westby on June 8, 1992, in Corpus Christi, Texas...daughter of Tim and Christine Westby...mother, Christine, played collegiate basketball at St. Mary's (Texas) College...aunts, Beverly Rowe and Stephanie Murdock played basketball at Lamar and Texas Tech, respectively, and uncle, Darren Arnecke, played at St. Edward's University...majoring in business management.

Westby's Game-By-Game Statistics

2010-11

Date/Opponent	St	Min	FG/A	Pct	3/A	Pct	FT/A	Pct	O/D/T	PF	A/To/Bk/St	Pts
11/16 Mississippi St.	1	0/0	.000	0/0	.000	0/0	.000	0/0/0	0	0/0/0/0	0	0
11/20 at S.F. Austin	8	1/4	.250	0/0	.000	0/0	.000	1/0/1	1	0/0/0/0	0	2
11/27 vs Portland St.	3	1/1	1.000	0/0	.000	0/0	.000	1/0/1	1	0/1/0/0	1	2
11/28 vs CS Fullerton	11	2/4	.500	0/0	.000	0/0	.000	1/0/1	0	0/0/0/0	0	4
12/3 Saint Joseph's	10	3/4	.750	0/0	.000	2/2	1.000	1/0/1	0	0/0/0/1	0	8
12/5 Detroit	3	0/0	.000	0/0	.000	0/0	.000	0/0/0	1	1/1/0/0	0	0

2011-12

Date/Opponent	St	Min	FG/A	Pct	3/A	Pct	FT/A	Pct	O/D/T	PF	A/To/Bk/St	Pts
11/11 vs Loyola-N.O.	10	1/3	.333	0/0	.000	0/0	.000	0/3/3	2	1/0/0/1	2	
11/14 vs UL-Monroe	9	1/2	.500	0/0	.000	0/0	.000	0/0/0	1	0/2/1/0	2	
11/19 vs LSU	1	0/0	.000	0/0	.000	0/0	.000	0/0/0	2	0/2/0/0	0	
11/21 vs New Orleans	18	1/3	.333	0/0	.000	0/4	.000	3/2/5	0	1/2/1/0	2	
11/25 vs Idaho State	3	0/0	.000	0/0	.000	0/0	.000	0/0/0	0	0/1/1/0	0	



45 • CHINWE DURU

Center • 6-2 • Freshman

Round Rock, Texas

Vista Ridge HS

High School: Three-year letterwinner at Vista Ridge High for coach Mike Martin...named a three-star recruit, earned an 86 scout rating and ranked the No. 39 forward in the nation by ESPN.com...helped lead the Rangers to a combined 66 wins and consecutive trips to the regional finals over her final two years, including a 34-3 overall mark and a perfect 12-0 mark in District 25-4A action as a senior...named to Dazzling Dozen, earned first-team all-district recognition and claimed team Offensive MVP honors each season...tabbed all-state by the Texas Association of Basketball Coaches and the Texas Girls Coaches Association while claiming District 25-4A MVP and TABC All-Region honors her final two prep seasons...

as a senior, averaged 15.0 points, 8.0 rebounds and 2.5 blocks per game en route to being named first-team All-Central Texas and Vista Ridge Athlete of the Year...as a junior, named third-team All-Central Texas after averaging 14.0 points, 6.8 rebounds and 2.2 blocks per game...as a sophomore, was tabbed District 16-5A Newcomer of the Year after averaging 11.0 points, 5.0 rebounds and 1.2 blocks per outing...also lettered twice in track and field...off the court, was a member of the National Honor Society and Texas Scholars.

Personal: Born Chinwendu Ifesinachi Duru on Dec. 9, 1993, in Owerri, Nigeria...daughter of Ikewueze and Loreta Duru...has one brother, C.J., and one sister, Nneoma...proposed major is neuroscience.



30 • TIERRA JONES

Guard • 5-9 • Freshman

Madison, Ala.

Bob Jones HS

High School: Three-year letterwinner at Bob Jones High for coach Tim Miller...named a three-star recruit, received an 88 scout grade and was ranked the No. 45 wing nationally by ESPN.com while claiming the No. 4 prospect in the state by BamaPrep-Girls.com...helped lead the Patriots to a combined 98-13 overall record with three consecutive District 6A Area 15 titles, a state championship as a junior in 2011 and a pair of state runner-up finishes...named second-team all-state and second-team Huntsville Times Elite her final two prep seasons...averaged 14 points and 10 rebounds as a senior when she claimed state and regional all-tournament honors...as a junior, averaged 15 points and 10 rebounds, including 15-point, six-rebound,



one-block, one-steal performance in the state championship-game win over Hoover...named MVP of the Regional Tournament and claimed state all-tournament recognition...also selected to participate in the 2011 Alabama All-Star Game where she had seven points and a team-best eight rebounds in helping the North defeat the South, 79-41...in AAU action, Jones played two years for the Southern Starz where she helped the team win the Super Regional Championship and finish runner-up in the state each of the last two seasons...in 2010, she helped the Starz finish 11th in the nation, fifth in the Sophomore Showcase and third in the FILA Nationals 17U Division while winning the AAU D2 National Championship and AAU Super Regional titles in 2011...also lettered twice in track and field where she finished third in the long jump during the 2011 state meet and was selected to the all-metro team...off the court, was a member of the Career Honor Society, Fellowship of Christian Athletes and Young Life.

Personal: Born Tierra Joné Jones on Jan. 13, 1994, in Decatur, Ala...daughter of Thomas and Lucita Jones...has one brother, Maurice, and one sister, Kiamsha...proposed majors are business management and accounting.



42 • MORGAN ROGERS

Center • 6-3 • Freshman

Shreveport, La.

Loyola Prep

High School: Three-year letterwinner at Loyola Prep for coach Kyle Tanner...helped lead the Flyers to a combined 88-20 record with three consecutive district titles, the state semifinals as a junior and a state championship as a senior...averaged a double-double as a prepster, tallying 10.7 points and 10.3 rebounds per contest in 107 career games...set school career records in field goal percentage (.534) and blocked shots (291) while finishing second in rebounds (1,098) and seventh in scoring (1,150)...set single-season records in rebounds and rebounds per game with 393 and 12.8, respectively, as a junior...also ranks second (112 as a junior) and fourth (99 as a senior) in blocked shots, second (363 as a senior) and ninth (286 as a sophomore) in rebounds, third in rebounds per game (9.8 as a senior), and third (550 as a junior) and fourth (.541 as a sophomore) in field goal percentage...earned all-district honors each year, second-team all-state recognition as a junior and first-team all-state distinction as a senior...tabbed State 3A MVP as a senior after averaging 10.9 points and 9.8 rebounds per game while chipping in with 99 blocks, 34 steals and 19 assists...selected to represent the West

in the 2012 Louisiana High School Coaches Association All-Star Game...as a junior, averaged 12.8 points and 12.2 rebounds per game to go with 112 blocks, 31 steals and 22 assists while earning District 1-3A MVP, District Defensive MVP and first-team all-city honors...as a sophomore, averaged 7.5 points and 8.9 rebounds a game while chipping in with 80 blocks, 23 steals and six assists...off the court, was a member of the honor roll.

Personal: Born Morgan Alexandra Rogers on Oct. 23, 1993, in Shreveport, La...daughter of Milton and Florence Rogers...has one brother, Jacoby, and one sister, Chasity...proposed major is sports medicine.



T 2011-12 Season Notes

The Year That Was

The 2011-12 Tulane squad finished 23-11 overall, finished tied for third in the Conference USA regular-season standings with a 9-7 league mark, made it to the C-USA Championship title game for the third consecutive year and advanced to the second round of the WNIT.

As a team, the Green Wave averaged 62.0 points, 40.2 rebounds, 14.9 assists, 9.5 steals and 4.8 blocks per game a year ago.

Junior guard Olivia Grayson led the team in points (470), assists (119) and steals (78) while senior center Brett Benzio paced the squad in rebounds (309) and blocked shots (73).

Tulane connected at a .397 clip from the field, hitting 759-of-1911 shots from the floor, and 158-of-555 shots from beyond the 3-point arc (.285), while allowing opponents to shoot .350 overall (671-of-1916) and .283 from 3-point land (144-of-509). Green Wave opponents, meanwhile, averaged 54.5 points, 36.1 rebounds, 11.4 assists, 10.3 steals and 3.1 blocks per game in 2011-12.

Operation BB2K A Success

Senior center Brett Benzio joined some elite company as the native of Palm City, Fla., became just the second Tulane female and third Green Wave basketball player overall to post 1,000 points and 1,000 rebounds during her collegiate career.

With 321 points and 309 rebounds during her final collegiate season, Benzio brought her career totals to 1,039 points and 1,041 rebounds.

Keisha Johnson is the only other Tulane women's basketball player to post 1,000 career rebounds (1,048) and is fourth in Green Wave history with 1,826 points from 1990-94. The only other player in Tulane history to hit the millennium mark on the glass is former men's standout Jack Ardon who had 1,062 rebounds to go with 1,106 points from 1959-62.



The 2011-12 Green Wave team finished the year with a 23-11 overall record, were tied for third in Conference USA regular-season standings with a 9-7 league mark, earned a spot in the C-USA Championship game for the third consecutive season, and advanced to the second round of the WNIT.

Tulane & The All-Conference Team

While the Green Wave used the team concept throughout the season, three Tulane student-athletes claimed All-Conference USA honors during the 2011-12 campaign.

Junior guard Olivia Grayson claimed first-team All C-USA honors, senior center Brett Benzio was named second-team all-conference and earned a spot on the league's All-Defensive Team, and

rookie guard Danielle Blagg claimed both C-USA Freshman of the Year and C-USA All-Freshman Team recognition.

It marks the third consecutive season that Tulane put at least two players on the all-conference team and Grayson became the first Green Wave student-athlete to earn first-team honors since Jami Montagnino did so in 2007.

Benzio is the third straight and fourth overall Tulane player to earn All-Defensive Team recognition while Blagg is the seventh Green Wave rookie to earn a spot on the All-Freshman Team and the second to claim Freshman of the Year honors.

Youth Is Served

With five freshmen on the Green Wave roster – redshirt-freshman Katye Magee along with true freshmen Danielle Blagg, Tiffany Dale, Adesuwa Ebomwonyi and Jamie Kaplan – the Tulane team had to rely on its rookies to handle a large load during the 2011-12 season.

All five played significant minutes for Tulane and accounted for 43.5 percent of the team's scoring output (917-of-2,109 points), 44.6 percent of the rebounds (609-of-1367 boards), 34.6 percent of the steals (112-of-324 thefts), 33.9 percent of the assists (171-of-505 dimes) and 32.5 percent of the blocks (53-of-163 swats).

Four of the Green Wave's rookies – Blagg, Dale, Ebomwonyi and Kaplan – have all drawn starting assignments this year and each member of the quartet claimed Conference USA Freshman of the Week honors last season. Prior to the 2011-12 season, no school ever had more than two different newcomers earn C-USA Freshman of the Week recognition.

2011-12 Tulane Honor Roll

Brett Benzio

- Second-Team All-Conference USA
- Second-Team All-Louisiana
- C-USA All-Defensive Team
- C-USA Spirit of Service Award
- Tulane/DoubleTree Classic All-Tournament
- C-USA Player of the Week (3/2/12)
- College Sports Madness C-USA Player of the Week – 2/6/12
- C-USA Commissioner's Honor Roll

Brooke Blankenship

- C-USA Academic Medalist
- C-USA Commissioner's Honor Roll

Danielle Blagg

- Conference USA Freshman of the Year
- Conference USA All-Freshman Team
- Honorable-Mention All-Louisiana
- C-USA Championship All-Tournament
- C-USA Freshman of the Week (1/23/12)
- C-USA Freshman of the Week (1/9/12)
- C-USA Freshman of the Week (1/3/12)
- C-USA Freshman of the Week (11/21/11)
- C-USA Commissioner's Honor Roll

Tiffany Dale

- C-USA Freshman of the Week (12/23/11)

Adesuwa Ebomwonyi

- C-USA Freshman of the Week (11/28/11)

Olivia Grayson

- First-Team All-Conference USA
- First-Team All-Louisiana
- C-USA Championship All-Tournament
- Tulane/DoubleTree Classic MVP
- C-USA Player of the Week (1/3/12)
- Louisiana Player of the Week (12/12/11)
- C-USA Player of the Week (11/21/11)

Jamie Kaplan

- C-USA Freshman of the Week (12/12/11)
- C-USA Commissioner's Honor Roll

Janique Kautsky

- C-USA Commissioner's Honor Roll

Katye Magee

- C-USA Commissioner's Honor Roll



Conference USA Standings

	-----C-USA GAMES-----				-----ALL GAMES-----				
	W-L	Pct	H	A	W-L	Pct	H	A	N
UTEP [!] @	15-1	.938	7-1	8-0	20-4	.879	15-2	11-1	3-1
Memphis ^{\$}	13-3	.813	7-1	6-2	25-8	.758	17-2	7-6	1-0
Tulane^{\$}	9-7	.563	6-2	3-5	23-11	.676	14-2	7-7	2-2
UAB	9-7	.563	5-3	4-4	19-11	.633	9-3	8-7	2-1
Rice [%]	9-7	.563	6-2	3-5	16-15	.500	9-5	6-10	1-1
Tulsa	8-8	.500	5-3	3-5	13-15	.464	10-4	3-10	0-1
Marshall	7-9	.438	4-4	3-5	16-14	.533	8-5	7-7	1-2
UCF	7-9	.438	5-3	2-6	12-17	.414	10-8	2-8	0-1
Southern Miss	6-10	.375	4-4	2-6	13-18	.419	9-7	2-10	2-1
SMU	6-10	.375	3-5	3-5	14-17	.452	9-8	4-9	1-0
East Carolina	5-11	.313	4-4	1-7	12-19	.387	9-5	1-10	2-4
Houston	2-14	.143	1-7	1-7	3-26	.103	2-14	1-11	0-1

[!] C-USA Regular-Season Champion @ C-USA Tournament Champion
[#] NCAA Tournament Participant \$ WNIT Participant % WBI Participant

Tulane & 20 Wins

While Tulane's win over Houston on March 1 not only extended the team's perfect record on Senior Night under head coach Lisa Stockton and locked up a first-round bye and the No. 3 seed in the Conference USA Championship, it also allowed the Green Wave to surpass the 20-win plateau for the third consecutive season.

With a 23-11 finish, Tulane has now posted three-straight 20-win seasons for the first time since the the Green Wave had seven consecutive 20-plus win seasons from 1995-96 through 2001-02. Tulane went 23-11 a year ago and finished 26-7 in 2009-10.

In the 35-year history of Tulane women's basketball, the Green Wave have now posted 11 20-win seasons and all of them have come under head coach Lisa Stockton.

Winning Streak By Double Digits

Tulane accomplished a program rarity from Jan. 19 through Feb. 16 when the Green Wave won six consecutive ballgames by double-digit point differentials.

It marked just the second time that Tulane won at least six consecutive games by 10-or-more points as the 1999-2000 squad won seven straight by double-digits from Dec. 2-28. That season, Tulane outscored its opponents by an average margin of 19.1 points per game. During the 2011-12 season's streak, Tulane posted an average margin of victory of 14.7.

Great vs The State

With a 75-40 win of Louisiana-Lafayette on Dec. 22, the Green Wave completed the 2011-12 schedule a perfect 7-0 against teams from the state of Louisiana.

Tulane downed Loyola 74-49 on Nov. 11, ULM 62-45 on Nov. 14, LSU 65-62 in overtime on Nov. 19, UNO 86-39 on Nov. 21, Louisiana Tech 61-52 on Dec. 2, and Southern 66-59 on Dec. 11 along with the victory over the Ragin' Cajuns.

The sweep of the state was just the fourth time the Wave went undefeated against Louisiana opponents and Tulane's seven wins over state foes is tied for the most wins against Louisiana teams – equaling the mark established by the 1977-78 squad when the team went 7-5.

Winning Big & Small

While Tulane's average margin of victory during the 2011-12 season was an impressive average of 15.7 points per game, a big reason for the disparity came on Nov. 21 when the Green Wave defeated the University of New Orleans, 86-39. The 47-point decision is tied for the seventh-largest margin of victory in Tulane history and is the most lopsided Green Wave win since they defeated McNeese State by 56 (90-34) on Dec. 1, 2001.

Tulane's 45-37 win over Idaho State on Nov. 25 in the Cancun Challenge, meanwhile, stands as the fewest points scored in a victory in the 37-year history of the program. Tulane's previous low-water mark in a win came in a 48-44 victory at Dillard on Feb. 12, 1976 – the Green Wave's first season as a varsity team.



The team's lone senior in 2011-12, center Brett Benzio completed her Tulane career with 1,039 points and 1,041 rebounds to become just the third Tulane player (men's or women's) to surpass the millenium mark in both points and rebounds.

Team Stat Breakdown

Where Tulane ranks in Conference USA

	All Games		C-USA Only	
	Rank	Avg.	Rank	Avg.
Scoring Offense	3	62.0	3	61.0
Scoring Defense	3	54.5	5	56.5
Scoring Margin	3	+7.5	3	+4.5
Free Throw Pct	2	.679	1	.704
Field Goal Pct	4	.397	1	.407
FG Defense	2	.350	5	.370
3-Pointers Made	5	4.6	6	4.1
3Pt FG Pct	5	.285	11	.260
3 Pt FG Defense	4	.283	6	.286
Rebounding Offense	6	40.2	7	38.1
Rebounding Defense	3	36.1	2	35.4
Rebound Margin	3	+4.1	T3	+2.6
Blocked Shots	2	4.8	2	5.1
Assists	1	14.9	3	14.9
Steals	6	9.5	9	8.8
Turnover Margin	7	+0.3	7	-0.7
Assist/Turnover Ratio	3	0.8	2	0.9
Offensive Rebounds	8	14.1	10	12.8
Defensive Rebounds	4	26.1	7	25.3

Where Tulane ranks nationally

	Tulane		NCAA Leader	
	Rank	Avg.	School	Avg.
Scoring Offense	168	62.0	UT Martin	80.1
Scoring Defense	32	54.5	Connecticut	47.0
Scoring Margin	56	+7.5	Connecticut	+29.4
Field Goal Pct	126	.398	Baylor	.488
Field Pct Defense	20	.350	Connecticut	.303
Free Throw Pct	202	.679	Delaware	.805
Rebound Margin	56	+4.1	Liberty	+15.6
3-Pointers Made	170	4.6	Fla.Gulf Coast	10.7
3-Pointer Pct	205	.286	Richmond	.388
3-Point Defense	64	.283	Hampton	.213
Win-Loss Pct	73	.676	Baylor	1.000
Assists	42	14.7	BYU	19.2
Blocked Shots	35	4.8	Baylor	7.8
Steals	94	9.5	Oral Roberts	14.2
Turnovers	211	17.9	Villanova	12.1
Asst/TO Ratio	98	0.83	UT Martin	1.43
Turnover Margin	155	0.29	Green Bay	9.45

Individual Rankings

Where the players rank in C-USA & NCAA

Points Per Game	C-USA		NCAA	
13.8 Olivia Grayson	7	228		
9.4 Brett Benzio	23	n/a		
8.4 Danielle Blagg	28	n/a		
Field Goal Percentage	C-USA		NCAA	
.530 Brett Benzio	1	n/a		
Total Rebounds Per Game	C-USA		NCAA	
9.1 Brett Benzio	4	53		
5.9 Olivia Grayson	16	n/a		
5.7 Adesuwa Ebomwonyi	20	n/a		
Offensive Rebounds Per Game	C-USA		NCAA	
2.6 Brett Benzio	T11	n/a		
2.6 Adesuwa Ebomwonyi	T11	n/a		
Defensive Rebounds Per Game	C-USA		NCAA	
6.5 Brett Benzio	2	n/a		
3.9 Olivia Grayson	15	n/a		
Free Throw Percentage	C-USA		NCAA	
.819 Olivia Grayson	2	72		
3-Pointers Per Game	C-USA		NCAA	
1.6 Danielle Blagg	5	250		
3-Point Percentage	C-USA		NCAA	
.297 Danielle Blagg	15	n/a		
Assists Per Game	C-USA		NCAA	
3.5 Olivia Grayson	3	169		
3.3 Tyria Snow	6	229		
Blocks Per Game	C-USA		NCAA	
2.1 Brett Benzio	2	30		
0.9 Tiffany Dale	13	n/a		
Steals Per Game	C-USA		NCAA	
2.3 Olivia Grayson	7	104		
2.1 Tyria Snow	9	179		
Assist/Turnover Ratio	C-USA		NCAA	
1.2 Tyria Snow	5	181		
0.9 Olivia Grayson	7	255		
Minutes Per Game	C-USA		NCAA	
n/a				



2011-12 Season Stats

Record	Overall	Home	Away	Neutral
All Games	23-11	14-2	7-7	2-2
Conference USA Games	9-7	6-2	3-5	0-0
Non-Conference Games	14-4	8-0	4-2	2-2

Player	GP-GS	Min	Avg.	Total FG-FGA	FG%	3-Point 3FG-3A	3%	F-Throw FT-FTA	FT%	Rebounds Off	Def	Total	Avg.	PF	DQ	Asst	TO	Blk	Stl	Pts	Avg.
Olivia Grayson	34-33	1068	31.4	158-433	.365	32-110	.291	122-149	.819	66	134	200	5.9	86	1	119	138	14	78	470	13.8
C-USA Only	16-15	504	31.5	72-197	.365	13-50	.260	51-62	.823	22	63	85	5.3	42	0	51	63	6	25	208	13.0
Brett Benzio	34-34	1004	29.5	133-251	.530	0-0	.000	55-107	.514	88	221	309	9.1	65	0	43	53	73	26	321	9.4
C-USA Only	16-16	497	31.1	64-125	.512	0-0	.000	29-48	.604	35	109	144	9.0	27	0	23	22	40	11	157	9.8
Danielle Blagg	34-18	763	22.4	97-314	.309	54-182	.297	38-63	.603	33	83	116	3.4	44	0	33	51	17	32	286	8.4
C-USA Only	16-3	317	19.8	37-129	.287	19-76	.250	17-28	.607	21	34	55	3.4	18	0	11	23	5	13	110	6.9
Tyria Snow	34-28	919	27.0	81-198	.409	16-49	.327	58-80	.725	17	86	103	3.0	73	0	111	94	8	70	236	6.9
C-USA Only	16-15	467	29.2	43-97	.443	10-30	.333	33-45	.733	12	44	56	3.5	37	0	63	47	5	37	129	8.1
Adesuwa Ebomwonyi	34-17	696	20.5	87-179	.486	3-18	.167	35-53	.660	88	105	193	5.7	56	1	21	47	8	23	212	6.2
C-USA Only	16-8	318	19.9	40-78	.513	1-10	.100	18-28	.643	34	39	73	4.6	23	1	9	21	3	12	99	6.2
Jamie Kaplan	34-9	740	21.8	66-194	.340	28-96	.292	43-57	.754	12	46	58	1.7	28	0	78	74	1	28	203	6.0
C-USA Only	16-4	304	19.0	33-87	.379	11-42	.262	13-17	.765	5	22	27	1.7	12	0	26	29	1	9	90	5.6
Tiffany Dale	31-6	534	17.2	55-112	.491	0-6	.000	40-68	.588	56	68	124	4.0	68	0	30	56	27	33	150	4.8
C-USA Only	16-6	303	18.9	25-55	.455	0-2	.000	17-28	.607	30	32	62	3.9	35	0	20	32	15	13	67	4.2
Janique Kautsky	33-24	667	20.2	40-114	.351	8-41	.195	25-32	.781	44	62	106	3.2	48	0	47	41	10	25	113	3.4
C-USA Only	16-13	361	22.6	26-60	.433	5-21	.238	18-22	.818	16	31	47	2.9	19	0	27	23	6	16	75	4.7
Katy Magee	29-0	230	7.9	21-63	.333	17-53	.321	7-7	1.000	13	7	20	0.7	15	0	9	12	0	6	66	2.3
C-USA Only	12-0	94	7.8	8-26	.308	7-23	.304	0-0	1.000	4	5	9	0.8	9	0	3	3	0	2	23	1.9
Brittany McDonald	26-1	197	7.6	16-39	.410	0-0	.000	10-18	.556	11	20	31	1.2	18	0	12	19	2	12	42	1.6
C-USA Only	13-0	78	6.0	5-12	.417	0-0	.000	6-9	.667	2	8	10	0.8	10	0	5	7	1	2	16	1.2
Ashley Westby	5-0	41	8.2	3-8	.375	0-0	.000	0-4	.000	3	5	8	1.6	5	0	2	7	3	1	6	1.2
C-USA Only	0-0	0	0.0	0-0	.000	0-0	.000	0-0	.000	0	0	0	0.0	0	0	0	0	0	0	0	0.0
Brooke Blankenship	8-0	16	2.0	2-6	.333	0-0	.000	0-0	.000	0	1	1	0.1	0	0	0	1	0	0	4	0.5
C-USA Only	5-0	7	1.4	1-3	.333	0-0	.000	0-0	.000	0	1	1	0.2	0	0	0	1	0	0	2	0.4
TEAM										50	48	98					16				
Total.....	34	6875		759-1911	.397	158-555	.285	433-638	.679	481	886	1367	40.2	506	2	505	609	163	324	2109	62.0
C-USA Only	16	3250		354-869	.407	66-254	.260	202-287	.704	204	405	609	38.1	232	1	238	278	82	140	976	61.0
Opponents.....	34	6875		671-1916	.350	144-509	.283	368-542	.679	448	779	1227	36.1	564	--	386	619	105	351	1854	54.5
C-USA Only	16	3250		332-898	.370	66-231	.286	174-250	.696	203	364	567	35.4	261	--	194	268	45	166	904	56.5

TEAM STATS	TLN	OPP	Date	Opponent	Result	Score	Att.
SCORING	2109	1854	11/11/11	Loyola-New Orleans	W	74-49	1179
Points per game	62.0	54.5	11/14/11	ULM	W	62-45	806
Scoring Margin	+7.5	---	11/19/11	LSU	W(ot)	65-62	1745
FIELD GOALS-ATT	759-1911	671-1916	11/21/11	vs Purdue%	L	48-61	200
Field Goal pct.	.397	.350	11/25/11	vs Idaho State%	W	45-37	82
3 PT FG-ATT	158-555	144-509	12/02/11	at Louisiana Tech	W	61-52	2469
3-point FG pct	.285	.283	12/04/11	at Mississippi State	L	55-70	1281
3-pt FG made per game	4.6	4.2	12/09/11	at North Texas	W	55-47	947
FREE THROWS ATT	433-638	368-542	12/11/11	Southern	W	66-59	741
Free Throw pct	.679	.679	12/21/11	at UL-Lafayette	W	75-40	197
FT made per game	12.7	10.8	12/28/11	College of Charleston ¹	W	57-42	907
REBOUNDS	1367	1227	12/29/11	Hampton ¹	W	66-53	945
Rebounds per game	40.2	36.1	01/05/12	at Memphis*	L	59-61	1349
Rebounding Margin	+4.1	---	01/08/12	UCF*	W	64-52	740
ASSISTS	505	386	01/12/12	at Rice*	L	49-67	366
Assists per game	14.9	11.4	01/15/12	UTEP	L(ot)	64-65	866
TURNOVERS	609	619	01/19/12	UAB*	W	52-41	752
Turnovers per game	17.9	18.2	01/22/12	at Tulsa*	W	66-51	835
Turnover margin	+0.3	---	01/29/12	Marshall*	W	68-52	963
Assist/turnover ratio	0.8	0.6	02/02/12	at East Carolina*	W	63-49	1445
STEALS	324	351	02/05/12	SMU*	W	75-63	797
Steals per game	9.5	10.3	02/09/12	at Houston*	W	71-51	317
BLOCKS	163	105	02/12/12	at UTEP*	L	65-80	4536
Blocks per game	4.8	3.1	02/16/12	Rice*	W(ot)	50-47	761
ATTENDANCE	13995	22554	02/19/12	at Southern Miss*	L	51-56	1274
Home games-Avg/game	16-875	14-1392	02/23/12	Tulsa*	L	59-72	784
Neutral Site-Avg/game	---	4-768	02/26/12	at SMU*	L	49-54	626
			03/01/12	Houston*	W	71-43	798
			03/08/12	vs East Carolina [^]	W	67-51	2084
			03/09/12	at Memphis [^]	W	63-44	2294
			03/10/12	vs UTEP [^]	L	65-69	704
			03/15/12	Mississippi Valley State [#]	W	68-61	352
			03/18/12	at Texas Tech [#]	L	55-69	1548
Score by Periods	1st	2nd	OT	Totals			
Tulane	926	1159	24	2109			
Opponents	833	1002	19	1854			

% Cancun Challenge (Cancun, Mexico) !Tulane/DoubleTree Classic (Fogelman Arena)
 * Conference USA Game ^ C-USA Tournament (Memphis, Tenn.) # WNIT games

2011-12 Game-By-Game Stats



TULANE GAME-BY-GAME STATS

Opponent	Date	Score		FG-FGA	Pct	3FG-FGA	Pct	FT-FTA	Pct	Rebounds		PF	Asst	T/O	Blk	Stl	Pts	Avg
										Off-Def-Tot	Avg							
Loyola	11/11/11	74-49	W	30-83	.361	4-17	.235	10-12	.833	23-34-57	57.0	21	14	15	8	17	74	74.0
Louisiana-Monroe	11/14/11	62-45	W	23-59	.390	3-13	.231	13-25	.520	19-33-52	54.5	14	19	19	8	9	62	68.0
LSU	11/19/11	65-62	W(ot)	23-56	.411	10-20	.500	9-15	.600	20-19-39	49.3	17	17	24	3	5	65	67.0
New Orleans	11/21/11	86-39	W	32-65	.492	10-20	.500	12-24	.500	21-30-51	49.8	7	24	18	6	13	86	71.8
vs Purdue	11/24/11	48-61	L	17-52	.327	2-5	.400	12-15	.800	10-19-29	45.6	17	9	25	4	15	48	67.0
vs Idaho State	11/25/11	45-37	W	18-53	.340	3-17	.176	6-13	.462	12-22-34	43.7	14	13	14	3	9	45	63.3
at Louisiana Tech	12/01/11	61-52	W	22-59	.373	2-6	.333	15-23	.652	15-29-44	43.7	13	11	14	8	8	61	63.0
at Mississippi State	12/04/11	55-70	L	18-58	.310	4-21	.190	15-24	.625	20-25-45	43.9	14	14	20	0	8	55	62.0
at North Texas	12/09/11	55-47	W	21-48	.438	4-14	.286	9-14	.643	11-30-41	43.6	17	12	23	4	8	55	61.2
Southern	12/11/11	66-59	W	20-56	.357	6-16	.375	20-32	.625	18-19-37	42.9	18	9	27	4	19	66	61.7
at Louisiana-Lafayette	12/22/11	75-40	W	26-62	.419	8-24	.333	15-18	.833	18-28-46	43.2	13	15	19	3	13	75	62.9
College of Charleston	12/28/11	57-42	W	21-52	.404	4-21	.190	11-18	.611	10-28-38	42.8	18	14	20	5	11	57	62.4
Hampton	12/29/11	66-53	W	23-55	.418	3-14	.214	17-24	.708	15-32-47	43.1	15	20	15	4	8	66	62.7
at Memphis	01/05/12	59-61	L	26-61	.426	6-19	.316	1-4	.250	18-29-47	43.4	12	15	19	4	5	59	62.4
UCF	01/08/12	64-52	W	22-50	.440	2-10	.200	18-26	.692	8-26-34	42.7	14	14	15	6	7	64	62.5
at Rice	01/12/12	49-67	L	16-60	.267	1-11	.091	16-19	.842	19-21-40	42.6	12	9	15	3	5	49	61.7
UTEP	01/15/12	64-65	L(ot)	20-55	.364	2-11	.182	22-27	.815	10-29-39	42.4	24	14	28	10	13	64	61.8
UAB	01/19/12	52-41	W	19-38	.500	4-11	.364	10-16	.625	13-26-39	42.2	10	14	24	5	6	52	61.3
at Tulsa	01/22/12	66-51	W	25-57	.439	4-16	.250	12-20	.600	12-24-36	41.8	13	19	12	3	11	66	61.5
Marshall	01/29/12	68-52	W	23-59	.390	7-21	.333	15-22	.682	16-21-37	41.6	11	16	14	3	12	68	61.8
at East Carolina	02/02/12	63-49	W	21-54	.389	8-22	.364	13-20	.650	11-27-38	41.4	14	12	14	4	10	63	61.9
SMU	02/05/12	75-63	W	26-45	.578	3-10	.300	20-27	.741	4-28-32	41.0	15	17	13	6	9	75	62.5
at Housotn	02/09/12	71-51	W	27-65	.415	7-28	.250	10-12	.833	17-20-37	40.8	15	20	12	7	10	71	62.9
at UTEP	02/12/12	65-80	L	25-70	.357	6-24	.250	9-13	.692	13-17-30	40.4	17	14	10	1	11	65	63.0
Rice	02/16/12	50-47	W(ot)	18-50	.360	0-4	.000	14-18	.778	11-27-38	40.3	12	13	22	8	10	50	62.4
at Southern Miss	02/19/12	51-56	L	20-52	.385	3-15	.200	8-9	.889	13-24-37	40.2	18	13	19	5	8	51	62.0
Tulsa	02/23/12	59-72	L	23-45	.511	3-14	.214	10-19	.526	9-29-38	40.1	16	17	30	7	7	59	61.9
at SMU	02/26/12	49-54	L	18-48	.375	3-12	.250	10-15	.667	11-25-36	39.9	19	10	18	4	7	49	61.4
Houston	03/01/12	71-43	W	25-60	.417	7-26	.269	14-20	.700	19-32-51	40.3	11	21	13	6	9	71	61.8
vs East Carolina	03/08/12	67-51	W	21-46	.457	9-14	.643	16-20	.800	9-30-39	40.3	12	18	19	5	10	67	61.9
at Memphis	03/09/12	63-44	W	23-62	.371	6-25	.240	11-16	.688	15-35-50	40.6	14	14	18	4	9	63	62.0
vs UTEP	03/10/12	65-69	L	23-58	.397	4-18	.222	15-25	.600	13-21-34	40.4	20	13	10	1	11	65	62.1
Mississippi Valley St.	03/15/12	68-61	W	25-58	.431	8-17	.471	10-15	.667	15-28-43	40.5	7	20	18	9	7	68	62.2
at Texas Tech	03/18/12	55-69	L	19-60	.317	2-19	.105	15-18	.833	13-19-32	40.2	23	11	13	2	4	55	62.0
Totals		2109-1854		759-1911	.397	158-555	.285	433-638	.679	481-886-1367	40.2	506	505	609	163	324	2109	62.0

OPPONENT GAME-BY-GAME STATS

Opponent	Date	Score		FG-FGA	Pct	3FG-FGA	Pct	FT-FTA	Pct	Rebounds		PF	Asst	T/O	Blk	Stl	Pts	Avg
										Off-Def-Tot	Avg							
Loyola	11/11/11	74-49	W	13-57	.228	5-20	.250	18-27	.667	15-31-46	46.0	12	6	23	4	14	49	49.0
Louisiana-Monroe	11/14/11	62-45	W	18-67	.269	3-16	.188	6-8	.750	18-25-43	44.5	18	12	19	4	13	45	47.0
LSU	11/19/11	65-62	W(ot)	26-61	.426	2-11	.182	8-12	.667	18-16-34	41.0	17	14	18	4	10	62	52.0
New Orleans	11/21/11	86-39	W	16-54	.296	5-20	.250	2-2	1.000	8-17-25	37.0	18	12	24	4	10	39	48.8
vs Purdue	11/24/11	48-61	L	21-53	.396	5-13	.385	14-18	.778	16-26-42	38.0	16	9	27	2	12	61	51.2
vs Idaho State	11/25/11	45-37	W	13-44	.295	6-14	.429	5-12	.417	11-25-36	37.7	14	9	22	2	3	37	48.8
at Louisiana Tech	12/01/11	61-52	W	18-61	.295	4-11	.364	12-19	.632	17-27-44	38.5	17	8	19	6	8	52	49.3
at Mississippi State	12/04/11	55-70	L	25-63	.397	9-24	.375	11-15	.733	15-24-39	38.6	15	11	16	4	10	70	51.9
at North Texas	12/09/11	55-47	W	18-67	.269	3-14	.214	8-14	.571	22-20-42	39.0	18	7	18	2	15	47	51.3
Southern	12/11/11	66-59	W	21-43	.488	5-9	.556	12-18	.667	5-23-28	37.9	24	11	32	2	13	59	52.1
at Louisiana-Lafayette	12/22/11	75-40	W	14-53	.264	3-19	.158	9-13	.692	13-18-31	37.3	15	9	26	2	11	40	51.0
College of Charleston	12/28/11	57-42	W	14-47	.298	2-16	.125	12-18	.667	9-25-34	37.0	19	11	22	1	11	42	50.2
Hampton	12/29/11	66-53	W	17-57	.298	5-14	.357	14-18	.778	11-20-31	36.5	22	10	14	5	7	53	50.5
at Memphis	01/05/12	59-61	L	27-62	.435	3-14	.214	4-11	.364	9-20-29	36.0	11	21	8	4	12	61	51.2
UCF	01/08/12	64-52	W	20-56	.357	1-5	.200	11-12	.917	11-25-36	36.0	25	9	19	1	12	52	51.3
at Rice	01/12/12	49-67	L	25-52	.481	6-14	.429	11-12	.917	7-26-33	35.8	15	14	13	5	13	67	52.2
UTEP	01/15/12	64-65	L(ot)	21-63	.333	2-12	.167	21-28	.750	17-28-45	36.5	22	12	26	7	17	65	53.0
UAB	01/19/12	52-41	W	17-52	.327	4-15	.267	3-6	.500	9-9-18	35.3	14	7	13	1	11	41	52.3
at Tulsa	01/22/12	66-51	W	20-54	.370	1-9	.111	10-10	1.000	10-25-35	35.3	16	9	17	0	7	51	52.3
Marshall	01/29/12	68-52	W	19-44	.432	5-17	.294	9-15	.600	8-25-33	35.2	19	11	23	3	8	52	52.2
at East Carolina	02/02/12	63-49	W	17-59	.288	5-21	.238	10-16	.625	17-27-44	35.6	18	13	19	4	10	49	52.1
SMU	02/05/12	75-63	W	23-65	.354	3-16	.188	14-17	.824	17-19-36	35.6	22	15	15	3	6	63	52.6
at Housotn	02/09/12	71-51	W	20-46	.435	3-10	.300	8-15	.533	10-22-32	35.5	12	10	21	2	7	51	52.5
at UTEP	02/12/12	65-80	L	29-52	.558	7-16	.438	15-19	.789	9-35-44	35.8	14	21	19	7	8	80	53.7
Rice	02/16/12	50-47	W(ot)	16-64	.250	6-25	.240	9-12	.750	22-24-46	36.2	14	12	21	1	9	47	53.4
at Southern Miss	02/19/12	51-56	L	20-57	.351	5-11	.455	11-16	.688	16-19-35	36.2	12	9	14	3	8	56	53.5
Tulsa	02/23/12	59-72	L	27-61	.443	7-18	.389	11-21	.524	13-18-31	36.0	16	15	16	1	19	72	54.2
at SMU	02/26/12	49-54	L	17-54	.315	4-14	.286	16-24	.667	15-22-37	36.0	15	9	12	1	13	54	54.2
Houston	03/01/12	71-43	W	14-57	.246	4-14	.286	11-16	.688	13-20-33	35.9	16	7	12	2	6	43	53.8
vs East Carolina	03/08/12	67-51	W	19-60	.317	3-14	.214	10-11	.909	12-18-30	35.7	14	8	14	3	9	51	53.7
at Memphis	03/09/12	63-44	W	17-60	.283	1-16	.063	9-21	.429	14-27-41	35.9	15	11	16	4	15	44	53.4
vs UTEP	03/10/12	65-69	L	23-54	.426	5-16	.313	18-25	.720	11-25-36	35.9	20	17	13	4	6	69	53.9
Mississippi Valley St.	03/15/12	68-61	W	24-65	.369	8-18	.444	5-7	.714	14-20-34	35.8	16	15	14	4	11	61	54.1
at Texas Tech	03/18/12	55-69	L	22-52	.423	4-13	.308	21-34	.618	16-28-44	36.1	13	12	14	3	7	69	54.5
Totals		1854-2109		671-1916	.350	144-509	.283	368-542	.679	448-779-1227	36.1	564	386	619	105	351	1854	54.5



2011-12 Team High/Low

TULANE TEAM HIGHS

	GAME	1st HALF	2nd HALF
Points Scored	86 vs New Orleans 11/21/11	42 vs New Orleans 11/21/11	51 vs Southern 12/11/11
Field Goals Made	32 vs New Orleans 11/21/11	16 vs New Orleans 11/21/11	16 vs Tulsa 2/23/12
Field Goal Attempts	83 vs Loyola 11/11/11	42 vs Loyola 11/11/11	41 vs Loyola 11/11/11
Field Goal Pct.	57.8 vs SMU (26-45) 2/5/12	60.0 vs UAB (12-20) 1/19/12	64.7 vs SMU (11-17) 2/5/12
3-Pointers Made	10 vs New Orleans 11/21/11	6 vs New Orleans 11/21/11	5 3X - last vs East Carolina 3/8/12
3-Point Attempts	28 at Houston 2/9/12	16 3X - last vs Houston 3/1/12	14 at UTEP 2/12/12
3-Point FG Pct.	64.3 vs East Carolina (9-14) 3/8/12	55.6 vs LSU (5-9) 11/19/11	83.3 vs East Carolina (5-6) 3/8/12
Free Throws Made	22 vs UTEP 1/15/12	9 at Texas TEch 3/18/12	20 vs SMU 2/5/12
Free Thow Attempts	32 vs Southern 12/11/11	9 vs UTEP 1/15/12	26 vs Southern 12/11/11
Free Throw Pct.	88.9 at Southern Miss (8-9) 2/19/12	11 3X - last vs Houston 3/1/12	100.0 at Houston (3-3) 2/9/12
Rebounds	57 vs Loyola 11/11/11	100.0 at Texas Tech (9-9) 3/18/12	30 vs Louisiana-Monroe 11/14/11
Assists	24 vs New Orleans 11/21/11	32 vs Houston 3/1/12	13 vs Hampton 12/29/11
Steals	19 vs Southern 12/11/11	12 vs Mississippi Valley State 3/15/12	10 vs Southern 12/11/11
Blocks	10 vs UTEP 1/15/12	12 vs New Orleans 11/21/11	10 vs Loyola 11/11/11
Turnovers	30 vs Tulsa 2/23/12	9 vs Southern 12/11/11	6 3X - last vs SMU 2/5/12
Fouls	24 vs UTEP 1/15/12	9 vs Purdue 11/24/11	15 at Southern Miss 2/19/12
		5 5X - last vs Miss. Valley St. 3/15/12	14 at Texas Tech 3/18/12
		19 vs Tulsa 2/23/12	14 at SMU 2/26/12
		19 vs Southern 12/11/11	
		12 vs Loyola 11/11/11	

TULANE TEAM LOWS

	GAME	1st HALF	2nd HALF
Points Scored	45 vs Idaho State 11/25/11	13 vs Rice 2/16/12	25 3X - last vs UAB 1/19/12
Field Goals Made	16 at Rice 1/12/12	5 at SMU 2/26/12	7 vs UAB 1/19/12
Field Goal Attempts	38 vs UAB 1/19/12	5 vs Southern 12/11/11	7 vs UTEP 1/15/12
Field Goal Pct.	26.7 at Rice (16-60) 1/12/12	17 vs Rice 2/16/12	17 vs SMU 2/5/12
3-Pointers Made	0 vs Rice 2/16/12	20.8 at SMU (5-24) 2/26/12	22.9 at Rice (8-35) 1/12/12
3-Point Attempts	4 vs Rice 2/16/12	0 6X last vs Tulsa 2/23/12	0 4X - last vs Rice 2/16/12
3-Point FG Pct.	0.0 vs Rice (0-4) 2/16/12	1 vs Purdue 11/24/11	1 vs Rice 2/16/12
Free Throws Made	1 at Memphis 1/5/12	0.0 6X last vs Tulsa (0-6) 2/23/12	0.0 4X - last vs Rice (0-1) 2/16/12
Free Throw Attempts	4 at Memphis 1/5/12	0 5X last at Southern Miss 2/19/12	1 at Memphis 1/5/12
Free Throw Pct.	25.0 at Memphis (1-4) 1/5/12	0 at Southern Miss 2/19/12	3 at Houston 2/9/12
Rebounds	29 vs Purdue 11/24/11	0 at Memphis 1/5/12	25.0 at Memphis (1-4) 1/5/12
Assists	9 3X - last at Rice 1/12/12	0.0 5X last at S.Miss (0-0) 2/19/12	11 at SMU 2/26/12
Steals	4 at Texas Tech 3/18/12	13 vs Southern 12/11/11	3 at Rice 1/12/12
Blocks	0 at Missississippi State 12/4/11	3 at SMU 2/26/12	0 vs LSU 11/19/11
Turnovers	10 vs UTEP 3/10/12	3 vs Southern 12/11/11	
Fouls	10 at UTEP 2/12/12	3 vs Houston 3/1/12	
	7 vs Mississippi Valley State 3/15/12	1 vs Rice 2/16/12	
	7 vs New Orleans 11/21/11	1 vs Rice 2/16/12	
		0 3X last at UTEP 2/12/12	
		4 3X last at Southern Miss 2/19/12	
		0 4X last at Texas Tech 3/18/12	
		3 at Louisiana Tech 12/2/1	
		3 vs Mississippi Valley State 3/15/1	

OPPONENT INFORMATION

	GAME HIGHS	GAME LOWS
Points Scored	80 ... UTEP 2/12/12	37 ... Idaho State 11/25/11
Field Goals Made	29 ... UTEP 2/12/12	13 ... Idaho State 11/25/11
Field Goal Attempts	67 ... North Texas 12/9/11	13 ... Loyola 11/11/11
Field Goal Pct.	67 ... Louisiana-Monroe 11/14/11	43 ... Southern 12/11/11
3-Pointers Made	55.8 ... UTEP 2/12/12	22.8 ... Loyola (13-57) 11/11/11
3-Point Attempts	9 ... Mississippi State 12/4/11	1 ... 3X last by Memphis 3/9/12
3-Point FG Pct.	25 ... Rice 2/16/12	5 ... UCF 1/8/12
Free Throws Made	55.6 ... Southern (5-9) 12/11/11	11.1 ... Tulsa (1-9) 1/22/12
Free Thow Attempts	21 ... at Texas Tech 3/18/12	2 ... New Orleans 11/21/11
Free Throw Pct.	21 ... UTEP 1/15/12	2 ... New Orleans 11/21/11
Rebounds	34 ... at Texas Tech 3/18/12	36.4 ... Memphis (4-11) 1/5/12
Assists	100.0 ... Tulsa (10-10) 1/22/12	18 ... UAB 1/19/12
Steals	46 ... Rice 2/16/12	6 ... Loyola 11/11/11
Blocks	46 ... Loyola 11/11/11	3 ... Idaho State 11/25/11
Turnovers	21 ... UTEP 2/12/12	0 ... Tulsa 1/22/12
Fouls	21 ... Memphis 1/5/12	8 ... Memphis 1/5/12
	19 ... Tulsa 2/23/12	11 ... Memphis 1/5/12
	7 ... UTEP 2/12/12	
	7 ... UTEP 1/15/12	
	32 ... Southern 12/11/11	
	25 ... UCF 1/8/12	

2011-12 Game-By-Game Leaders



Date • Opponent	Points	Made FG	Made 3s	Made FT	Rebounds	Assists	Blocks	Steals	Minutes
11/11 • Loyola	20 • Grayson	9 • Grayson	2 • Magee	2 • Blagg 2 • Ebomwonyi 2 • Grayson 2 • Kautsky	10 • Benzio	6 • Grayson	2 • Benzio 2 • Dale	6 • Grayson	27 • Grayson
11/14 • UL-Monroe	14 • Benzio	7 • Benzio	3 • Blagg	5 • Kaplan	13 • Grayson	7 • Grayson	3 • Benzio	4 • Grayson	34 • Grayson
11/19 • LSU	22 • Blagg	8 • Grayson	4 • Grayson	5 • Blagg	9 • Benzio	6 • Kaplan 6 • Snow	1 • Benzio 1 • Blagg 1 • Ebomwonyi	1 • Blagg 1 • Ebomwonyi 1 • Kaplan 1 • McDonald 1 • Snow	40 • Blagg
11/21 • New Orleans	17 • Blagg	5 • Benzio 5 • Blagg 5 • Kaplan	4 • Blagg 4 • Kaplan	3 • Blagg	11 • Ebomwonyi	4 • Grayson 4 • Snow	2 • Benzio 2 • Blagg	5 • Snow	25 • Benzio
11/24 • Purdue	11 • Benzio	5 • Benzio	2 • Blagg	4 • Grayson	10 • Ebomwonyi	3 • Grayson	3 • Blagg	7 • Blagg	37 • Kaplan
11/25 • Idaho State	15 • Ebomwonyi	6 • Ebomwonyi	2 • Kaplan	4 • Grayson	9 • Benzio	5 • Grayson	1 • Benzio 1 • Grayson 1 • Westby	3 • Benzio 3 • Snow	40 • Grayson
12/2 • at La. Tech	19 • Grayson	8 • Grayson	1 • Blagg 1 • Grayson	4 • Benzio	16 • Benzio	3 • Ebomwonyi 3 • Grayson	6 • Benzio	2 • Blagg 2 • Ebomwonyi 2 • Grayson	40 • Grayson
12/4 • at Miss. State	13 • Ebomwonyi	6 • Ebomwonyi	2 • Kaplan	5 • Grayson	11 • Ebomwonyi	4 • Grayson	N/A	2 • Kaplan	32 • Grayson
12/9 • at North Texas	16 • Dale	6 • Dale 6 • Kaplan	3 • Kaplan	4 • Dale 4 • Grayson	11 • Benzio	4 • Kaplan	2 • Benzio	3 • Kaplan	37 • Kaplan
12/11 • Southern	29 • Grayson	9 • Grayson	4 • Grayson	7 • Grayson	10 • Benzio	2 • Grayson 2 • Kaplan 2 • Kautsky	3 • Benzio	6 • Grayson	36 • Benzio
12/22 • at UL-Lafayette	17 • Grayson	6 • Grayson	3 • Grayson 3 • Magee	6 • Dale	11 • Ebomwonyi	5 • Kaplan	2 • Blagg	5 • Grayson	25 • Grayson
12/28 • C of C	11 • Blagg 11 • Grayson	5 • Grayson	3 • Blagg	5 • Kaplan	7 • Blagg	5 • Grayson	3 • Benzio	4 • Grayson	33 • Grayson
12/29 • Hampton	26 • Grayson	9 • Benzio	2 • Blagg	11 • Grayson	13 • Benzio	5 • Grayson	2 • Benzio 2 • Dale	3 • Snow	36 • Benzio
1/5 • at Memphis	19 • Blagg	7 • Blagg	4 • Blagg	1 • Blagg	12 • Benzio	4 • Dale	2 • Dale	2 • Dale 2 • Grayson	33 • Grayson
1/8 • UCF	13 • Snow	5 • Snow	1 • Kaplan 1 • Magee	7 • Grayson	11 • Benzio	5 • Kaplan	3 • Benzio	3 • Grayson	31 • Snow
1/12 • at Rice	14 • Grayson	5 • Benzio	1 • Magee	6 • Grayson	8 • Ebomwonyi 8 • Grayson	3 • Snow	1 • Benzio 1 • Dale 1 • Grayson	3 • Grayson	39 • Grayson
1/15 • UTEP	18 • Grayson	7 • Grayson	2 • Grayson	10 • Snow	11 • Benzio	4 • Kautsky	8 • Benzio	5 • Benzio	38 • Grayson
1/19 • UAB	18 • Grayson	6 • Grayson	2 • Blagg	5 • Grayson	15 • Benzio	4 • Grayson	2 • Grayson	2 • Kautsky	38 • Grayson
1/22 • at Tulsa	11 • Kaplan	5 • Benzio	2 • Snow	4 • Kautsky	9 • Benzio	8 • Snow	2 • Benzio	4 • Kautsky	34 • Benzio
1/29 • Marshall	18 • Grayson	6 • Grayson	2 • Kautsky 2 • Magee	5 • Grayson	10 • Benzio	7 • Snow	2 • Blagg	4 • Dale	34 • Grayson
2/2 • at East Carolina	20 • Kaplan	6 • Kaplan	4 • Kaplan	4 • Kaplan	7 • Grayson	5 • Snow	1 • Benzio 1 • Ebomwonyi 1 • Kaplan 1 • Kautsky	3 • Grayson	30 • Snow
2/5 • SMU	22 • Benzio	8 • Benzio	2 • Blagg	10 • Grayson	7 • Benzio	6 • Snow	3 • Benzio 3 • Dale	5 • Snow	36 • Dale 36 • Grayson
2/9 • at Houston	17 • Ebomwonyi	7 • Ebomwonyi	2 • Blagg 2 • Grayson	3 • Dale	7 • Benzio	6 • Grayson	3 • Benzio	3 • Snow	27 • Snow
2/12 • at UTEP	18 • Blagg	8 • Grayson	3 • Blagg	4 • Snow	9 • Benzio	5 • Grayson	1 • Benzio	3 • Snow	40 • Grayson
2/16 • Rice	10 • Snow	3 • Blagg 3 • Ebomwonyi 3 • Grayson 3 • Snow	N/A	4 • Benzio 4 • Snow	9 • Benzio	4 • Grayson	4 • Benzio	4 • Snow	38 • Grayson
2/19 • at S.Miss	13 • Blagg	5 • Benzio	3 • Blagg	2 • Benzio 2 • Blagg 2 • Grayson	8 • Benzio	5 • Snow	4 • Benzio	2 • Ebomwonyi 2 • Kautsky	33 • Kautsky
2/23 • Tulsa	17 • Grayson	7 • Grayson	1 • Grayson 1 • Kaplan 1 • Snow	3 • Benzio 3 • Kautsky	7 • Benzio 7 • Dale 7 • Grayson	5 • Grayson	3 • Benzio	2 • Snow	33 • Snow
2/26 at SMU	13 • Grayson 13 • Kaplan	5 • Grayson 5 • Kaplan	1 • Blagg 1 • Grayson 1 • Kaplan	2 • Blagg 2 • Dale 2 • Grayson 2 • Kaplan	10 • Benzio	5 • Snow	1 • Benzio 1 • Dale 1 • Grayson 1 • Kautsky	2 • Snow	33 • Benzio
3/1 • Houston	21 • Benzio	9 • Benzio	2 • Grayson 2 • Magee	4 • Ebomwonyi	10 • Benzio	5 • Kautsky	4 • Benzio	3 • Snow	30 • Ebomwonyi
3/8 • vs East Carolina	23 • Grayson	6 • Blagg 6 • Grayson	6 • Blagg	8 • Grayson	11 • Benzio	6 • Grayson	1 • Benzio 1 • Blagg 1 • Dale 1 • Ebomwonyi 1 • Grayson	6 • Grayson	32 • Grayson 32 • Snow
3/9 • at Memphis	18 • Grayson	6 • Grayson	2 • Blagg 2 • Kautsky	6 • Grayson	14 • Grayson	5 • Grayson 5 • Snow	2 • Dale	3 • Grayson 3 • Snow	34 • Snow
3/10 • vs UTEP	14 • Grayson	5 • Grayson	1 • Blagg 1 • Ebomwonyi 1 • Kaplan 1 • Snow	5 • Benzio	12 • Benzio	3 • Grayson 3 • Kaplan 3 • Snow	1 • Benzio	3 • Snow	34 • Grayson
3/15 • Miss. Valley St.	18 • Blagg	7 • Blagg	4 • Blagg	6 • Grayson	10 • Benzio 10 • Grayson	7 • Kaplan	5 • Benzio	3 • Dale	34 • Grayson
3/18 • at Texas Tech	19 • Ebomwonyi	8 • Ebomwonyi	2 • Grayson	6 • Snow	7 • Ebomwonyi	3 • Grayson 3 • Snow	1 • Benzio 1 • Kautsky	3 • Grayson	35 • Grayson

Times Led (Including Ties)

Points	Made FG	Made 3s	Made FT	Rebounds	Assists	Blocks	Steals	Minutes
Grayson15	Grayson16	Blagg17	Grayson16	Benzio24	Grayson19	Benzio27	Grayson13	Grayson19
Blagg7	Benzio9	Grayson10	Benzio6	Ebomwonyi6	Snow12	Dale8	Snow13	Snow6
Benzio4	Blagg5	Kaplan10	Blagg6	Grayson6	Kaplan7	Blagg6	Blagg3	Benzio5
Ebomwonyi4	Ebomwonyi5	Magee6	Dale4	Blagg1	Kautsky3	Grayson5	Dale3	Kaplan2
Kaplan3	Kaplan4	Snow3	Kaplan4	Dale1	Dale1	Ebomwonyi3	Ebomwonyi3	Blagg1
Snow2	Snow2	Kautsky2	Snow4	Ebomwonyi1	Ebomwonyi1	Kautsky3	Kaplan3	Dale1
Dale1	Dale1	Ebomwonyi1	Ebomwonyi2	Kautsky2		Kaplan1	Kautsky2	Ebomwonyi1
						Westby1	Benzio1	Kautsky1
							McDonald1	



2011-12 Season Superlatives

Individual Game Highs

Points	29	Olivia Grayson vs Southern	12/11/11
FG Made	9	Brett Benzio vs Houston	3/1/12
	9	Brett Benzio vs Hampton	12/29/11
	9	Olivia Grayson vs Southern	12/11/11
	9	Olivia Grayson vs Loyola	11/11/11
FG Att	28	Olivia Grayson at UTEP	2/12/12
FG %	85.7	Tiffany Dale (6-7) vs Loyola	11/11/11
3s Made	6	Danielle Blagg vs East Carolina	3/8/12
3s Att	12	Olivia Grayson at UTEP	2/12/12
3FG %	80.0	Jamie Kaplan (4-5) vs UNO	11/21/11
FT Made	11	Olivia Grayson vs Hampton	12/29/11
FT Att	14	Olivia Grayson vs Hampton	12/29/11
FT %	100	Olivia Grayson (10-10) vs SMU	2/5/12
	100	Olivia Grayson (8-8) vs E.Carolina	3/8/12
	100	Olivia Grayson (6-6) at Memphis	3/9/12
	100	Janique Kautsky (6-6) vs UTEP	1/15/12
	100	Olivia Grayson (6-6) at Rice	1/12/12
	100	Olivia Grayson (4-4) vs UTEP	3/10/12
	100	Tyria Snow (4-4) vs East Carolina	3/8/12
	100	Jamie Kaplan (4-4) at E.Carolina	2/2/12
	100	A. Ebomwonyi (4-4) vs Marshall	1/29/12
	100	Janique Kautsky (4-4) at Tulsa	1/22/12
	100	Olivia Grayson (4-4) at N.Texas	12/9/11
	100	Olivia Grayson (4-4) vs Purdue	11/24/11
Rebounds	16	Brett Benzio at Louisiana Tech	12/2/11
Assists	8	Tyria Snow at Tulsa	1/22/12
Steals	7	Danielle Blagg vs Purdue	11/24/11
Blocks	8	Brett Benzio vs UTEP	1/15/12
Turnovers	8	Tyria Snow vs Tulsa	2/23/12
	8	Olivia Grayson vs Purdue	11/24/11
Fouls	5	Adesuwa Ebomwonyi at SMU	2/26/12
	5	Olivia Grayson vs Purdue	11/24/11

Opponent Game Highs

Points	28	Jericka Jenkins, Hampton	12/29/11
	28	Diamber Johnson, Mississippi St.	12/4/11
FG Made	10	Brianna Hypolite, Rice	1/12/12
	10	Jasmine Lee, Memphis	1/5/12
	10	Diamber Johnson, Mississippi St.	12/4/11
FG Att	23	Keiva Council, Loyola	11/11/11
FG %	87.5	Erika Warren, UTEP (7-8)	2/12/12
3s Made	5	Brittany Rayburn, Purdue	11/24/11
3s Att	11	Keiva Council, Loyola	11/11/11
3FG %	80.0	Kendra Coleman, Southern (4-5)	12/11/11
FT Made	11	Jericka Jenkins, Hampton	12/29/11
FT Att	12	Lauren McGraw, Memphis	3/9/12
FT %	100	Jericka Jenkins, Hampton (11-11)	12/29/11
	100	Chareya Smith, East Carolina (5-5)	3/8/10
	100	Gevenia Carter, UCF (5-5)	1/8/12
	100	LaSondra Barrett, LSU (5-5)	11/19/11
	100	Erika Warren, UTEP (4-4)	3/10/12
	100	Akil Simoson, SMU (4-4)	2/26/12
	100	Niesha Pierce, S.Miss (4-4)	2/19/12
	100	Erika Warren, UTEP (4-4)	2/12/12
	100	Roxana Button, Houston (4-4)	2/9/12
	100	Chareya Smith, East Carolina (4-4)	2/2/12
	100	Loren McDaniel, Tulsa (4-4)	1/22/12
	100	Taleya Mayberry, Tulsa (4-4)	1/22/12
	100	Jessica Kuster, Rice (4-4)	1/12/12
	100	Amenemope McKinney, Rice (4-4)	1/12/12
	100	Brittney Hudson, N.Texas (4-4)	12/9/11
	100	Megan Berner, Loyola (4-4)	11/11/11
Rebounds	15	Loren McDaniel, Tulsa	1/22/12
Assists	9	Elizabeth Torres, UL-Monroe	11/14/11
Steals	9	Brittney Hudson, North Texas	12/9/11
Blocks	4	Gloria Brown, UTEP	1/15/12
Turnovers	9	Adrian Sanders, Southern	12/11/11
Fouls	5	Shala Hodges, East Carolina	3/8/12
	5	Akil Simpson, SMU	2/5/12
	5	Amber Jones, UAB	1/19/12
	5	Ashia Kelly, UCF	1/8/12
	5	Cathryn Hardy, Col. of Charleston	12/28/11
	5	Jasmine Jefferson, Southern	12/11/11
	5	Kendra Coleman, Southern	12/11/11
	5	Ashleigh Vella, Idaho State	11/25/11
	5	Kara Jenkins, Idaho State	11/25/11

Green Wave Starting Lineups

Date/Opponent	G	G	F	F	C
N11/Loyola	Grayson	Snow	Blagg (g)	Kautsky	Benzio
N14/UL-Monroe	Grayson	Snow	Blagg (g)	Kautsky	Benzio
N19/LSU	Grayson	Snow	Blagg (g)	Kautsky	Benzio
N21/New Orleans	Grayson	Snow	Blagg (g)	McDonald	Benzio
N24/vs Purdue	Grayson	Snow	Blagg (g)	Ebomwonyi	Benzio
N25/vs Idaho St.	Grayson	Snow	Blagg (g)	Ebomwonyi	Benzio
D2/at La. Tech	Grayson	Snow	Blagg (g)	Ebomwonyi	Benzio
D4/at Miss. State	Grayson	Snow	Blagg (g)	Ebomwonyi	Benzio
D9/at North Texas	Grayson	Kaplan	Blagg (g)	Ebomwonyi	Benzio
D11/Southern	Grayson	Kaplan	Blagg (g)	Ebomwonyi	Benzio
D21/at UL-Lafayette	Grayson	Kaplan	Kautsky	Ebomwonyi	Benzio
D28/C of C	Grayson	Kaplan	Kautsky	Ebomwonyi	Benzio
D29/Hampton	Grayson	Kaplan	Kautsky	Ebomwonyi	Benzio
J5/at Memphis	Grayson	Kaplan	Snow (g)	Ebomwonyi	Benzio
J8/UCF	Grayson	Kaplan	Snow (g)	Ebomwonyi	Benzio
J12/at Rice	Grayson	Kaplan	Snow (g)	Kautsky	Benzio
J15/UTEP	Grayson	Snow	Kautsky	Ebomwonyi	Benzio
J19/UAB	Grayson	Snow	Kautsky	Ebomwonyi	Benzio
J22/at Tulsa	Grayson	Snow	Kautsky	Ebomwonyi	Benzio
J29/Marshall	Grayson	Snow	Kautsky	Ebomwonyi	Benzio
F2/at E.Carolina	Grayson	Snow	Kautsky	Ebomwonyi	Benzio
F5/SMU	Grayson	Snow	Kautsky	Dale	Benzio
F9/at Houston	Grayson	Snow	Kautsky	Dale	Benzio
F12/at UTEP	Grayson	Snow	Kautsky	Dale	Benzio
F16/Rice	Grayson	Snow	Blagg (g)	Kautsky	Benzio
F19/at S.Miss	Grayson	Snow	Kautsky	Dale	Benzio
F23/Tulsa	Grayson	Snow	Kautsky	Dale	Benzio
F26/at SMU	Grayson	Snow	Kautsky	Dale	Benzio
M1/Houston	Kaplan	Blagg	Kautsky	Ebomwonyi	Benzio
M8/vs E.Carolina	Grayson	Snow	Blagg (g)	Kautsky	Benzio
M9/at Memphis	Grayson	Snow	Blagg (g)	Kautsky	Benzio
M10/vs UTEP	Grayson	Snow	Blagg (g)	Kautsky	Benzio
M15/Miss. Valley	Grayson	Snow	Blagg (g)	Kautsky	Benzio
M18/at Texas Tech	Grayson	Snow	Blagg (g)	Kautsky	Benzio

Green Wave Scoring Breakdown*

Date/Opponent	In Paint	Off TO	2nd Chance	Fast Break	Bench
N11/Loyola	44-12	24-9	21-8	14-2	37-11
N14/UL-Monroe	34-18	17-16	18-10	6-6	22-12
N19/LSU	12-34	15-24	12-9	7-10	11-31
N21/New Orleans	36-14	32-7	12-3	19-10	35-21
N24/vs Purdue	24-22	17-20	3-18	0-4	8-13
N25/vs Idaho St.	22-4	10-11	9-13	5-4	8-3
D2/at La. Tech	30-18	15-8	17-9	2-10	8-6
D4/at Miss. State	24-22	12-26	9-14	6-10	25-6
D9/at North Texas	26-26	14-16	7-12	2-6	22-9
D11/Southern	18-18	29-24	18-6	3-8	14-6
D21/at UL-Lafayette	30-14	22-12	18-8	16-8	35-21
D28/C of C	26-4	12-13	7-8	2-0	29-9
D29/Hampton	24-8	14-10	11-14	6-2	17-8
J5/at Memphis	28-40	7-22	12-4	10-21	25-5
J8/UCF	30-28	17-8	10-4	0-8	18-24
J12/at Rice	24-18	8-16	20-12	2-6	11-17
J15/UTEP	26-24	16-19	4-10	2-14	14-47
J19/UAB	22-12	16-20	8-4	4-6	12-2
J22/at Tulsa	20-24	16-12	9-8	4-12	24-9
J29/Marshall	26-22	23-13	11-5	8-12	20-22
F2/at E.Carolina	20-18	21-15	10-17	2-9	30-26
F5/SMU	42-30	23-9	5-16	10-4	14-15
F9/at Houston	32-26	25-7	16-9	4-2	34-10
F12/at UTEP	24-36	25-15	9-12	4-8	20-38
F16/Rice	24-16	16-10	9-9	2-4	15-11
F19/at S.Miss	22-24	14-16	2-14	2-6	27-11
F23/Tulsa	32-36	12-26	9-12	4-16	12-22
F26/at SMU	24-14	15-19	8-13	6-6	23-26
M1/Houston	28-14	10-6	12-1	0-6	26-15
M8/vs E.Carolina	18-26	12-10	6-10	6-4	7-16
M9/at Memphis	24-22	8-10	13-5	6-12	16-44
M10/vs UTEP	30-28	15-9	9-13	6-4	18-32
M15/Miss. Valley	26-28	14-18	15-8	5-21	15-7
M18/at Texas Tech	28-22	7-16	14-12	2-0	24-14

*Tulane-Opponent

Green Wave Leads/Deficits

Date/Opponent	Largest Lead	Largest Deficit
N11/Loyola	28 - 2nd Half - 2:11	None
N14/UL-Monroe	19 - 2nd Half - 3:06	None
N19/LSU	10 - 2nd Half - 11:08	3 - 1st Half - 01:04
N21/New Orleans	47 - 2nd Half - 2:19	1 - 1st Half - 16:59
N24/vs Purdue	5 - 1st Half - 16:42	13 - 2nd Half - 19:26
N25/vs Idaho St.	9 - 1st Half - 12:29	2 - 1st Half - 19:45
D2/at La. Tech	15 - 2nd Half - 10:49	None
D4/at Miss. State	3 - 1st Half - 4:44	20 - 2nd Half - 01:23
D9/at North Texas	15 - 2nd Half - 10:43	1 - 1st Half - 08:16
D11/Southern	8 - 2nd Half - 0:58	20 - 1st Half - 01:21
D21/at UL-Lafayette	37 - 2nd Half - 2:22	None
D28/C of C	15 - 2nd Half - 0:51	7 - 1st Half - 03:41
D29/Hampton	14 - 2nd Half - 1:14	2 - 1st Half - 13:57
J5/at Memphis	4 - 2nd Half - 4:08	12 - 1st Half - 12:29
J8/UCF	21 - 2nd Half - 6:11	2 - 1st Half - 11:43
J12/at Rice	1 - 1st Half - 9:31	22 - 2nd Half - 15:08
J15/UTEP	12 - 1st Half - 6:23	4 - OT - 04:01
J19/UAB	13 - 2nd Half - 11:21	2 - 1st Half - 19:10
J22/at Tulsa	16 - 2nd Half - 1:05	9 - 1st Half - 02:20
J29/Marshall	25 - 2nd Half - 8:12	7 - 1st Half - 06:00
F2/at E.Carolina	26 - 2nd Half - 11:23	2 - 1st Half - 19:03
F5/SMU	15 - 2nd Half - 16:35	2 - 1st Half - 19:31
F9/at Houston	24 - 2nd Half - 10:17	None
F12/at UTEP	None	19 - 2nd Half - 12:03
F16/Rice	5 - OT - 00:34	7 - 1st Half - 02:28
F19/at S.Miss	16 - 2nd Half - 15:03	8 - 2nd Half - 00:48
F23/Tulsa	6 - 1st Half - 14:40	18 - 2nd Half - 02:00
F26/at SMU	9 - 2nd Half - 17:04	8 - 2nd Half - 01:09
M1/Houston	32 - 2nd Half - 5:25	None
M8/vs E.Carolina	16 - 2nd Half - 11:22	None
M9/at Memphis	19 - 2nd Half - 12:12	6 - 1st Half - 13:50
M10/vs UTEP	12 - 2nd Half - 15:13	5 - 2nd Half - 00:40
M15/Miss. Valley	12 - 1st Half - 14:46	5 - 1st Half - 02:39
M18/at Texas Tech	3 - 1st Half - 18:35	14 - 2nd Half - 00:26

Tulane Wins Season Opener, 74-49

Olivia Grayson scores 20 points in victory over Loyola

NEW ORLEANS—Olivia Grayson had a game-high 20 points and Brett Benzio pulled down 10 rebounds as Tulane defeated Loyola, 74-49, in the season opener at Fogelman Arena.

The Green Wave defense forced 23 Wolfpack turnovers, including 17 via steal, and held Loyola to a 22.8 field goal percentage (13-of-57) to win their seventh consecutive season opener.

In addition to her point total, Grayson also led the team with six of Tulane's 14 assists and added a half dozen steals to go with seven rebounds. She got a lot of help from her teammates as 11-of-12 Green Wave players to dress on the night saw time on the court - including six of Tulane's seven freshmen.

Rookie Tiffany Dale joined Grayson in double figures with 13 points after connecting on six-of-seven shots from the field and hitting her lone free throw opportunity. Fellow freshman Danielle Blagg was next with nine points while rookies Katye Magee, Adesuwa Ebomwonyi and Jamie Kaplan each had six. Kaplan finished second to Grayson with four assists and both she and junior guard Tyria Snow added a trio of steals.

Tulane scored the first 11 points of the ballgame and Loyola's first points did not come until the 16:14 mark in the first half when Jeniecia Neely drained a 3-pointer. The Wolfpack's Jasmine Brewer followed with a jumper to cut the deficit to six, but that would be as close as Loyola would get the rest of the night.

A Kaplan layup 4:18 later put the Green Wave on top 20-10 and the lead never dipped below double digits the rest of the way. Her basket sparked an 11-0 Tulane run and the Wave went into the locker room at halftime ahead by 18 at 38-20.

Loyola scored 18 of the second half's first 31 points to make it a 13-point affair at 51-38 with 10:23 left in regulation, but Grayson answered with back-to-back baskets before Kaplan drained a 3-pointer to make it 58-38. The lead swelled to as many as 28 following a pair of Janique Kautsky free throws at the 2:11 mark to make it 74-46 and the Wolfpack hit three free throws down the stretch to account for the final score.

Tulane 74, Loyola 49

11/11/11 in New Orleans, La. - Fogelman Arena

VISITORS: Loyola (2-1)

Player	FG-A	3-A	FT-A	O-D-R	PF	TP	A	TO	B	S	MIN
Amy Sprout (f)	0-0	0-0	0-2	2-2	4	0	0	1	0	2	14
Jasmine Brewer (g)	2-8	0-0	2-6	3-5	1	6	1	0	1	0	28
Amy Moody (g)	3-14	1-5	0-0	1-5	6	7	1	2	2	3	36
Jeniecia Neely (g)	2-5	1-4	2-2	1-1	2	0	7	1	8	0	19
Kelva Council (g)	3-23	3-11	9-11	2-9	11	3	18	2	6	1	30
Raven Lane	1-2	0-0	0-0	2-3	5	0	2	1	4	0	24
Megan Berner	1-2	0-0	4-4	0-3	3	1	6	0	0	0	16
Callie McNally	1-3	0-0	1-2	1-0	1	3	0	0	1	0	23
Team	3-3-6			1							
Totals.....	13-57	5-20	18-27	15-31	46	12	49	6	23	4	14

FG% 1st Half: 5-27 • 18.5% 2nd Half: 8-30 • 26.7% Game: 13-57 • 22.8%
3-PT% 1st Half: 2-9 • 22.2% 2nd Half: 3-11 • 27.3% Game: 5-20 • 25.0%
FT% 1st Half: 8-15 • 53.3% 2nd Half: 10-12 • 83.3% Game: 18-27 • 66.7%

HOME: Tulane (1-0)

Player	FG-A	3-A	FT-A	O-D-R	PF	TP	A	TO	B	S	MIN
Janique Kautsky (f)	1-5	0-2	2-2	4-2	6	1	4	1	0	1	20
Brett Benzio (c)	1-4	0-0	0-0	3-7	10	2	2	0	0	2	22
Danielle Blagg (g)	3-13	1-5	2-2	1-2	3	9	0	0	1	2	18
Olivia Grayson (g)	9-19	0-3	2-3	3-4	7	3	20	6	3	-	6
Tyria Snow (g)	1-5	0-0	0-0	0-2	2	3	2	1	3	1	3
Katye Magee	2-6	2-5	0-0	0-1	1	6	0	3	0	0	15
Adesuwa Ebomwonyi	2-7	0-0	2-2	4-1	5	1	6	1	0	0	16
Tiffany Dale	6-7	0-0	1-1	2-5	7	3	13	0	2	2	18
Jamie Kaplan	2-10	1-2	1-2	1-2	3	0	6	4	3	0	23
Brittany McDonald	2-3	0-0	0-0	2-2	4	4	0	1	1	0	11
Ashley Westby	1-3	0-0	0-0	0-3	2	2	1	0	0	1	10
Brooke Blankenship	0-1	0-0	0-0	0-0	0	0	0	0	0	0	1
Team	3-3-6			1							
Totals.....	30-83	4-17	10-12	23-34	57	21	74	14	15	8	17

FG% 1st Half: 15-42 • 35.7% 2nd Half: 15-41 • 36.6% Game: 30-83 • 36.1%
3-PT% 1st Half: 3-9 • 33.3% 2nd Half: 1-8 • 12.5% Game: 4-17 • 23.5%
FT% 1st Half: 5-6 • 83.3% 2nd Half: 5-6 • 83.3% Game: 10-12 • 83.3%

Officials: Kelly Johnson, Drew Judge, Marlin Ramsey

Attendance: 1,179

Score by Periods	1st	2nd	Total
Loyola	20	29	49
Tulane	38	36	74

Benzio Lifts Wave Past ULM, 62-45

Tulane center scores 14 points, pulls down 11 rebounds

NEW ORLEANS—Brett Benzio recorded her first double-double of the season with 14 points and 11 rebounds as Tulane rolled past Louisiana-Monroe, 62-45, at Fogelman Arena.

Benzio, who crumpled to the ground in pain late in the first half, returned to the court full go for the final 20 minutes of play and hit back-to-back layups to start the stanza and help the Green Wave pull away.

Ten of Benzio's points came in the second half, when she hit 5-of-7 seven shots from the field and swatted two of her three blocked shots on the day. She was one of three Tulane players to finish with double-digit rebounds for the game as Olivia Grayson and Adesuwa Ebomwonyi had career highs with 13 and 10, respectively. Joining Benzio in double-digit scoring was Danielle Blagg, who had three 3-pointers among her four field goals, with 11. Grayson led the Wave with seven assists and four steals.

More than half of Tulane's points came in the paint (34-of-62) and the Green Wave turned 19 offensive rebounds into 18 second-chance points. The Wave's defense held Louisiana-Monroe to a 26.9 shooting percentage (18-of-67), including a .185 clip in the first half (5-of-27).

Tulane scored the first six points of the game, but neither team could find its rhythm early on as the two squads combined to score just 38 points in first half. Tulane clung to a three-point, 16-13 advantage with just over four minutes to go in the stanza and scored nine of the final 10 points in the period to head into the locker room at the break on top, 24-14.

The advantage hovered between the 12-to-16 point mark during the early portion of the second half and the Green Wave appeared to have the game comfortably in hand with a 42-26 advantage with 9:12 left to go. The Warhawks used a 9-2 run to cut the deficit to single digits at 44-35 over the next 2:48 before Danielle Blagg canned a 3-pointer from the right wing and the led never dipped below 13 the rest of the way.

Tulane 62, Louisiana-Monroe 45

11/14/11 in New Orleans, La. - Fogelman Arena

VISITORS: Louisiana-Monroe (0-2)

Player	FG-A	3-A	FT-A	O-D-R	PF	TP	A	TO	B	S	MIN
Marion Zollcoffer (f)	2-7	0-0	2-2	3-6	9	3	6	0	5	1	27
Larrie Williams (c)	6-17	0-1	1-2	3-4	7	3	13	0	3	3	34
Elizabeth Torres (g)	2-9	1-6	0-0	0-1	1	4	5	9	0	0	28
Elexar Tugler (g)	1-6	1-3	0-0	1-3	1	3	1	2	0	2	21
Jasmine Shaw (g)	2-9	0-2	2-2	4-0	4	2	6	1	3	0	22
Joe Shint	0-0	0-0	0-0	0-0	1	0	0	0	0	0	5
Shantrell Pierson	0-3	0-0	0-0	1-1	2	1	0	0	0	0	8
Alexar Tugler	1-8	1-5	0-0	1-3	1	3	1	1	0	0	19
Taylor Maricle	0-0	0-0	0-0	0-1	0	0	0	1	0	0	2
Ashleigh Simmons	3-6	0-0	1-2	1-2	3	1	7	0	2	0	19
Reagan Maricle	0-0	0-0	0-0	0-0	1	0	0	1	0	1	4
Christina Gray	1-2	0-0	0-0	0-0	0	2	0	0	0	1	1
Team	4-4-8			1							
Totals.....	18-67	3-16	6-8	18-25	43	18	45	12	19	4	13

FG% 1st Half: 5-27 • 18.5% 2nd Half: 13-40 • 32.5% Game: 18-67 • 26.9%
3-PT% 1st Half: 1-7 • 14.3% 2nd Half: 2-9 • 22.2% Game: 3-16 • 18.8%
FT% 1st Half: 3-4 • 75.0% 2nd Half: 3-4 • 75.0% Game: 6-8 • 75.0%

HOME: Tulane (2-0)

Player	FG-A	3-A	FT-A	O-D-R	PF	TP	A	TO	B	S	MIN
Janique Kautsky (f)	0-0	0-0	0-0	2-2	4	2	0	3	2	1	0
Brett Benzio (c)	7-9	0-0	0-5	4-7	11	2	14	1	1	3	22
Danielle Blagg (g)	4-14	3-8	0-2	1-4	5	11	2	0	1	0	27
Olivia Grayson (g)	2-13	0-2	4-6	3-10	13	2	8	7	3	0	34
Tyria Snow (g)	3-8	0-0	1-2	1-1	2	7	4	4	1	1	28
Katye Magee	1-2	0-1	0-0	2-0	2	1	2	1	0	0	18
Adesuwa Ebomwonyi	2-4	0-0	3-4	5-5	10	2	7	0	1	1	17
Jamie Kaplan	1-3	0-2	5-6	0-1	1	7	1	4	0	0	17
Brittany McDonald	2-4	0-0	0-0	1-0	1	4	0	1	0	1	11
Ashley Westby	1-2	0-0	0-0	0-0	1	2	0	2	1	0	9
Team	0-3-3			1							
Totals.....	23-59	3-13	13-25	19-33	52	14	62	19	19	8	9

FG% 1st Half: 10-27 • 37.0% 2nd Half: 13-32 • 40.6% Game: 23-59 • 39.0%
3-PT% 1st Half: 0-7 • 0.0% 2nd Half: 3-6 • 50.0% Game: 3-13 • 23.1%
FT% 1st Half: 4-10 • 40.0% 2nd Half: 9-15 • 60.0% Game: 13-25 • 52.0%

Officials: Sue Blanch, Melanie Davis, Brian Garland

Attendance: 806

Score by Periods	1st	2nd	Total
Louisiana-Monroe	14	31	45
Tulane	24	38	62

Wave Upsets #20 LSU In OT, 65-62

Blagg scores game-high 22, including game winner

NEW ORLEANS—Danielle Blagg had a game-high 22 points, but none were bigger than her layup and subsequent and-one free throw with 1.7 seconds remaining in overtime as Tulane upended No. 20 LSU, 65-62, in Fogelman Arena.

With the score knotted at 62-all and the Green Wave taking the ball out under the basket, Blagg ran off a screen, hauled in the entry pass from Jamie Kaplan and banked one off the glass. LSU forward Krystal Forthal was called for a foul on the play and Blagg hit the ensuing free throw to account for the final score.

Tulane shot a season-high 41.1 percent from the field (23-of-56), including a 10-for-20 performance from beyond the 3-point arc. The Green Wave's 10 3-pointers is tied for the fifth most in Tulane single-game history. The Wave had 39 rebounds to the Lady Tigers' 34 and turned 20 offensive boards into 12 second-chance points.

Olivia Grayson, who was limited to just four first-half minutes due to foul trouble, scored all 21 of her points following intermission. Ten of her points came in the first 3:29 of the second half to help the Green Wave turn a 26-23 deficit into a 33-28 lead.

Tulane led by as many as 10 at 46-36 with 11:08 left in regulation, but LSU rallied to take a one-point advantage at 50-49 with 3:51 left in the second half. The two teams traded blows the rest of regulation and with Tulane clinging to a one-point lead, the Green Wave were called of a foul with 1.4 second to go. LSU's Jeanne Kenney made the first but missed the second to send the game into overtime.

The back-and-forth battle ensued during the extra period. After giving up the first points of overtime, Tulane tied the game on a Brett Benzio layup and went ahead 62-60 on a pair of Blagg free throws with 1:35 to play. LSU tied the game at 62-all on a Kystral Forthal jumper 1:09 later to set up the game-winning 3-point layup.

Tulane 65, LSU 62 (ot)

11/19/11 in New Orleans, La. - Fogelman Arena

VISITORS: No. 20 LSU (2-1)

Player	FG-A	3-A	FT-A	O-D-R	PF	TP	A	TO	B	S	MIN
Courtney Jones (f)	2-6	0-1	0-1	2-1	3	0	4	1	2	0	18
Swayze Black (f)	1-2	0-0	0-0	1-1	2	1	2	0	2	1	15
LaSondra Barrett (f)	3-7	0-2	5-5	1-3	3	11	1	2	1	3	38
Jeanne Kenney (g)	3-7	1-4	1-2	2-3	2	8	4	2	0	1	29
Destini Hughes (g)	3-6	0-0	0-0	1-1	2	6	3	2	1	1	28
Bianca Lutley	4-7	1-1	0-0	1-2	1	9	5	3	0	2	26
Adrianne Webb	1-6	0-1	0-0	0-1	1	4	2	0	2	0	22
Krystal Forthal	5-8	0-0	0-0	3-0	3	10	0	3	1	1	23
Theresa Plaisance	3-8	0-2	1-2	2-0	2	7	0	0	0	0	12
Taylor Turnbow	1-2	0-0	1-2	0-0	0	3	0	0	0	0	11
Sheila Boykin	0-2	0-0	0-0	1-0	1	0	0	0	0	0	4
Team	4-4-8			1							
Totals.....	26-61	2-11	8-12	18-16	34	17	62	14	18	4	10

FG% 1st Half: 11-28 • 39.3% 2nd Half: 14-28 • 50.0% Game: 26-61 • 42.6%
3-PT% 1st Half: 0-5 • 0.0% 2nd Half: 2-4 • 50.0% Game: 2-11 • 18.2%
FT% 1st Half: 4-6 • 66.7% 2nd Half: 2-4 • 50.0% Game: 8-12 • 66.7%

HOME: Tulane (3-0)

Player	FG-A	3-A	FT-A	O-D-R	PF	TP	A	TO	B	S	MIN
Janique Kautsky (f)	0-3	0-1	0-0	3-2	5	0	0	1	0	0	24
Brett Benzio (c)	3-5	0-0	0-0	4-5	9	2	6	1	2	1	40
Danielle Blagg (g)	7-10	3-3	5-9	1-3	4	22	1	3	1	1	40
Olivia Grayson (g)	8-18	4-6	1-2	1-1	3	21	3	4	0	0	29
Tyria Snow (g)	2-8	1-4	0-0	0-1	1	2	5	6	3	0	13
Katye Magee	0-0	0-0	0-0	2-0	2	0	0	1	0	0	4
Adesuwa Ebomwonyi	1-3	0-0	0-0	5-3	8	2	2	0	4	1	22
Jamie Kaplan	2-9	2-6	3-4	2-3	3	9	6	3	0	1	36
Brittany McDonald	0-0	0-0	0-0	0-1	1	0	0	0	0	1	6
Ashley Westby	0-0	0-0	0-0	0-0	2	0	0	2	0	0	1
Team				2-0-2		1					
Totals.....	23-56	10-20	9-15	20-19	39	17	65	17	24	3	5 225



Game Recaps

Wave Rallies Past Southern, 66-59

Grayson scores career-high 29; Benzio posts double-double

NEW ORLEANS—Olivia Grayson had a career high 29 points and Brett Benzio posted a double-double with 14 points and 10 rebounds as Tulane posted a 66-59 come-from-behind victory over Southern at Fogelman Arena.

The Green Wave trailed by as many as 20 and did not take its first lead of the contest until Jamie Kaplan drained a 3-pointer from the left wing with 3:42 left in regulation. Kaplan's trey was part of a 15-1 run and Tulane hit all five of its free-throw opportunities over the final 58 to keep the Jaguars at bay.

After tallying a 23.8 field goal percentage in the first half (5-of-21) and going into the locker room at halftime down 32-15, Tulane responded by hitting 15-of-35 shots (.429) - including a 4-of-7 performance from beyond the 3-point arc - to outscore the Jaguars 51-27 over the final 20 minutes of play.

While the Green Wave were all smiles after the game, it wasn't that way early on as Southern scored the first nine points of the game and held a 32-12 advantage with 1:21 to go in the first half. Following intermission, Tulane employed a full-court press and was able to turn defense into offense as the Green Wave forced 19 turnovers and converted the Jaguar mistakes into 23 points in the final frame.

Tulane scored 10 straight points to start the second half to trim Southern's lead to seven at 32-25. The Jaguars responded with a 9-3 rally to claim a 13-point edge and later led by 14 at 46-32 with 11:10 left on the clock.

With her team down 48-34 a minute and a half later, Grayson scored six straight points and Benzio followed with a layup to cut the deficit to six. Tulane and Southern traded blows over the next two-plus minutes, but Grayson kept momentum swinging in the Green Wave's favor with a 3-pointer and a pair of free throws to make it a 53-52 ballgame with 3:58 to go.

Adrian Sanders hit 1-of-2 free throws the next time down the court to set up Kaplan's lead-changing trey. From there, Benzio had back-to-back layups to create some separation.

Tulane 66, Southern 59

12/11/11 in New Orleans, La. - Fogelman Arena

VISITORS: Southern (1-4)

Player	FG-A	3-A	FT-A	O-D-R	PF	TP	A	TO	B	S	MIN
Jamie Floyd (f)	4-8	0-0	1-2	0-6-6	2	9	1	2	0	3	33
Jasmine Jefferson (f)	2-4	0-0	0-0	2-2-4	5	4	1	4	1	4	24
Lechell Rush (f)	2-5	0-0	0-0	1-5-6	3	4	2	7	0	3	35
Kendra Coleman (g)	6-10	4-5	8-10	1-2-3	5	24	2	3	0	0	33
Adrian Sanders (g)	4-10	1-3	3-6	1-2-3	5	12	3	9	0	3	36
Essence Hopkins	2-3	0-0	0-0	0-0-0	3	4	1	4	0	0	19
Jessica Thomas	0-0	0-0	0-0	0-1-0	0	0	0	1	0	0	4
Lanisha Stephens	1-2	0-0	0-0	0-0-0	3	2	1	1	1	0	12
Alyssa Hoyle	0-1	0-1	0-0	0-0-0	0	0	0	0	0	0	3
Destiny Stoker	0-0	0-0	0-0	0-0-0	0	0	0	0	0	0	1
Team			0-6-6					1			
Totals.....	21-43	5-9	12-18	5-23-28	24	59	11	32	2	13	200

FG%	1st Half: 13-23 • 56.5%	2nd Half: 8-20 • 40.0%	Game: 21-43 • 48.8%
3-PT%	1st Half: 3-5 • 60.0%	2nd Half: 2-4 • 50.0%	Game: 5-9 • 55.6%
FT%	1st Half: 3-6 • 50.0%	2nd Half: 9-12 • 75.0%	Game: 12-18 • 66.7%

HOME: Tulane (8-2)

Player	FG-A	3-A	FT-A	O-D-R	PF	TP	A	TO	B	S	MIN
Adesuwa Ebomwonyi (f)	0-2	0-0	0-2	0-3-3	0	0	0	2	0	1	11
Brett Benzio (c)	6-8	0-0	2-3	7-3-10	2	14	0	4	3	3	36
Danielle Blagg (g)	0-6	0-4	0-0	0-0-0	1	0	0	3	0	0	12
Olivia Grayson (g)	9-21	4-7	7-9	3-1-4	4	29	2	7	0	6	35
Jamie Kaplan (g)	2-3	1-2	4-5	0-0-0	1	9	2	2	0	1	30
Katie Magee	0-3	0-2	0-0	1-0-1	0	0	1	1	0	0	8
Tiffany Dale	2-5	0-0	1-5	3-3-6	4	5	1	5	0	2	18
Janique Kautsky	0-3	0-0	0-0	2-1-3	2	0	2	2	0	2	19
Tyria Snow	1-4	1-1	6-8	1-6-7	4	9	1	1	1	4	28
Brittany McDonald	0-1	0-0	0-0	0-0-0	0	0	0	0	0	0	3
Team			1-2-3								
Totals.....	20-56	6-16	20-32	18-19-37	18	66	9	27	4	19	200

FG%	1st Half: 5-21 • 23.8%	2nd Half: 15-35 • 42.9%	Game: 20-56 • 35.7%
3-PT%	1st Half: 2-9 • 22.2%	2nd Half: 4-7 • 57.1%	Game: 6-16 • 37.5%
FT%	1st Half: 3-6 • 50.0%	2nd Half: 17-26 • 65.4%	Game: 20-32 • 62.5%

Officials: Dawn Marsh, Brian Garland, John Fletcher

Attendance: 741

Score by Periods	1st	2nd	Total
Southern	32	27	59
Tulane	15	51	66

Tulane Rolls Past Cajuns, 75-40

Grayson scores 17 points; Dale tallies double-double

LAFAYETTE, La.—Olivia Grayson scored a game-high 17 points and Tiffany Dale posted the first double-double of her career with 10 points and 10 rebounds off the bench as Tulane cruised past Louisiana-Lafayette, 75-40, at Earl K. Long Gym.

The Green Wave hit 41.9 percent of their shots from the field (26-of-62) with eight 3-point baskets. The Tulane defense did its part as well, holding UL-Lafayette to a .264 clip from the floor (14-of-53), including a 5-of-24 performance in the first half.

Tulane out-rebounded the Cajuns 46-13 and turned 18 offensive boards into 18 second-chance points. In addition, the Green Wave outscored Louisiana-Lafayette in the paint 30-14.

Jamie Kaplan opened the scoring with a pair free throws before the Cajuns knotted the score on a layup by Krystal Motley. Adesuwa Ebomwonyi's basket with 16:23 to play in the opening half, however, gave Tulane a 4-2 advantage it would not relinquish.

Ahead 6-4 two possessions later, the Green Wave sandwiched runs of 12-0 and 8-0 around a pair of Motley free throws to take a commanding 26-6 lead with 6:33 to go before halftime. Louisiana-Lafayette guard Meghan Whitaker halted Tulane's second scoring streak with a 3-pointer, but Brett Benzio scored six of the game's next eight points and Tulane capped the half with a Kaplan layup and a pair of Magee free throws to go into the locker room at the break on top 36-13.

The onslaught continued in the second half as Tulane stretched the lead to 30 at 51-21 just under six minutes into the stanza. The Cajuns cut the deficit to 25 with 13:34 left to play. That, however, was as close as the Green Wave would let Louisiana-Lafayette get and the advantage swelled to as many as 37 at 73-36 with 2:22 to go and again at 75-38 less than two minutes later. UL-Lafayette's Josie West accounted for the final tally courtesy of a layup with 10 seconds left in regulation.

Tulane 75, Louisiana-Lafayette 40

12/22/11 in Lafayette, La. - Earl K. Long Gym

VISITORS: Tulane (9-2)

Player	FG-A	3-A	FT-A	O-D-R	PF	TP	A	TO	B	S	MIN
Adesuwa Ebomwonyi (f)	3-8	0-1	2-2	5-6-11	0	8	1	0	0	0	24
Janique Kautsky (f)	1-3	0-1	0-0	0-1-1	1	2	1	0	0	1	20
Brett Benzio (c)	3-4	0-0	0-0	3-6-9	1	6	1	4	0	0	22
Olivia Grayson (g)	6-10	3-5	2-2	0-1-1	1	17	0	5	0	5	25
Jamie Kaplan (g)	2-9	0-4	3-3	0-2-2	2	7	5	1	0	2	24
Katie Magee	3-6	3-6	2-2	0-0-0	1	11	0	2	0	1	15
Danielle Blagg	4-12	2-6	0-1	0-2-2	0	10	2	0	2	0	21
Tiffany Dale	2-4	0-0	6-8	7-3-10	4	10	1	2	1	0	17
Tyria Snow	2-4	0-1	0-0	0-2-2	2	4	3	3	0	2	15
Brittany McDonald	0-2	0-0	0-0	2-3-5	1	0	1	1	0	2	15
Brooke Blankenship	0-0	0-0	0-0	0-0-0	0	0	0	0	0	0	2
Team			1-2-3					1			
Totals.....	26-62	8-24	15-18	18-28-46	13	75	15	19	3	13	200

FG%	1st Half: 14-34 • 41.2%	2nd Half: 12-28 • 42.9%	Game: 26-62 • 41.9%
3-PT%	1st Half: 3-12 • 25.0%	2nd Half: 5-12 • 41.7%	Game: 8-24 • 33.3%
FT%	1st Half: 5-7 • 71.4%	2nd Half: 10-11 • 90.9%	Game: 15-18 • 83.3%

HOME: Louisiana-Lafayette (5-7)

Player	FG-A	3-A	FT-A	O-D-R	PF	TP	A	TO	B	S	MIN
Olivia Nino (f)	2-7	0-1	0-0	1-0-1	3	4	0	2	1	0	14
Michelle Brunker (g)	0-6	0-3	0-0	1-2-3	2	0	1	3	0	0	18
Brooklyn Arceneaux (g)	1-5	0-0	4-6	2-5-7	2	6	0	5	0	3	24
Krystal Motley (g)	2-7	0-2	3-4	1-4-5	3	7	0	3	0	3	23
Nicole Morris (g)	1-1	0-0	0-0	0-0-0	1	2	3	0	0	2	29
Brandi Schambough	0-1	0-1	2-3	1-0-1	0	2	0	1	0	0	2
Robbie Brown	0-0	0-0	0-0	1-0-1	0	0	1	1	1	1	7
Megan Whitaker	1-7	1-4	0-0	0-2-2	1	3	1	0	0	1	14
Laurie Beatty	1-2	0-1	0-0	0-1-1	0	2	0	2	0	0	9
Blanca Davis	1-4	1-4	0-0	1-0-1	1	3	1	1	0	0	17
Samantha Roy	0-0	0-0	0-0	1-0-1	0	0	0	0	0	0	4
Josie West	4-8	1-3	0-0	2-3-5	2	9	1	2	0	1	24
Malik Stevenson	1-5	0-0	0-0	0-0-0	0	2	0	2	0	0	9
Jean-Marie Allen	0-0	0-0	0-0	1-0-1	0	0	1	1	0	0	6
Team			1-1-2					3			
Totals.....	14-53	3-19	9-13	13-18-31	15	40	9	26	2	11	200

FG%	1st Half: 5-24 • 20.8%	2nd Half: 9-29 • 31.0%	Game: 14-53 • 26.4%
3-PT%	1st Half: 1-10 • 10.0%	2nd Half: 2-9 • 22.2%	Game: 3-19 • 15.8%
FT%	1st Half: 2-2 • 100%	2nd Half: 7-11 • 63.6%	Game: 9-13 • 69.2%

Officials: Charlie Hust, Laurie Porter, Kerry Pierre

Attendance: 197

Score by Periods	1st	2nd	Total
Tulane	36	39	75
Louisiana-Lafayette	13	27	40

Green Wave Dump Cougars, 57-42

Blagg, Grayson score 11 each in win over Col. of Charleston

NEW ORLEANS—The tandem of Danielle Blagg and Olivia Grayson scored 11 points each as Tulane defeated College of Charleston, 57-42, in the opening game of the 2011 Tulane/DoubleTree Classic at Fogelman Arena.

After rallying from a seven-point deficit to tie the game at 23-all at halftime, the Green Wave scored the first seven points of the second half and never looked back. As a team, Tulane hit just 9-of-26 shots in the opening 20 minutes (.346), but responded in the second half to connect at a 46.2 clip (12-of-26). The Green Wave outscored the Cougars 26-4 in the paint.

Turnovers played a large role in the game early on as Tulane had 11 in the first half which led to 11 of the Cougars' 23 points in the opening stanza. In the second half, however, the Green Wave gave up just two points off turnovers.

The two teams essentially traded baskets over the first six minutes as Tulane held a 9-8 advantage with 14:17 left to play in the first half. College of Charleston rattled off six straight points to take a 14-9 lead 10:45 later and led by as many as seven at 19-12 and again at 21-14 with 3:10 to play before halftime. The Green Wave, however, outscored the Cougars 9-2 the rest of the stanza to tie the game at the break.

Brett Benzio opened the second-half scoring with back-to-back layups and the Green Wave got a 3-point play from Tyria Snow to go ahead 30-23 and take control of the game. College of Charleston cut the lead to five on a pair of Cathryn Hardy free throws with 15:14 left in regulation but Tulane answered with a 12-7 run over the next 5:18 to stretch the lead to double digits.

The Green Wave appeared to take control of the game when Katie Magee drained a trio of free throws to make it 45-34 with 9:03 to go only to see the Cougars cap an 8-2 rally with a Jillian Brown 3-pointer 3:19 later to make it a five-point game at 47-42.

Brown's trey was the final points of the game for College of Charleston as Tulane got jumpers from Grayson and Benzio, a free throw by Grayson, a 3-point play by Brittany McDonald and a pair of free throws by Jamie Kaplan to account for the final score.

Tulane 57, College of Charleston 42

12/28/11 in New Orleans, La. - Fogelman Arena

VISITORS: College of Charleston (2-9)

Player	FG-A	3-A	FT-A	O-D-R	PF	TP	A	TO	B	S	MIN
Cathryn Hardy (f)	2-3	0-0	5-6	0-2-2	5	9	3	6	0	0	35
Latisha Harris (c)	5-11	0-0	3-8	5-7-12	2	13	1	2	1	0	31
Alyssa Frye (g)	1-7	0-4	0-0	0-2-2	3	2	1	2	0	0	20
Jillian Brown (g)	1-4	1-1	2-2	0-3-3	2	5	5	2	0	4	40
Megan Fischer (g)	2-10	0-6	0-0	1-0-1	2	4	1	2	0	3	29
Deidre Ramer	0-1	0-0	0-0	0-0-0	3	0	0	2	0	0	9
Jazz Green	2-7	1-3	0-0	2-7-9	1	5	0	5	0	4	23
Christy Hewatt	1-4	0-2	2-2	1-2-3	0	4	0	1	0	0	11
Mikaela Hopkins	0-0	0-0	0-0	0-0-0	1	0	0	0	0	0	2
Team			0-2-2								
Totals.....	14-47	2-16	12-18	9-25-34	19	42	11	22	1	11	200

FG%	1st Half: 9-25 • 36.0%	2nd Half: 5-22 • 22.7%	Game: 14-47 • 29.8%
3-PT%	1st Half: 1-8 • 12.5%	2nd Half: 1-8 • 12.5%	Game: 2-16 • 12.5%
FT%	1st Half: 4-6 • 66.7%	2nd Half: 8-12 • 66.7%	Game: 12-18 • 66.7%

HOME: Tulane (10-2)

Player	FG-A	3-A	FT-A	O-D-R	PF	TP	A	TO	B	S	MIN
Adesuwa Ebomwonyi (f)	0-1	0-0	0-0	1-4-6	3	0	0	4	0	2	21
Janique Kautsky (f)	1-5	0-2	0-0	0-0-0	3	2	1	1	0	1	11
Brett Benzio (c)	4-5	0-0	0-3	1-4-5	4	8	0	0	3	0	18
Olivia Grayson (g)	5-13	0-3	1-2	2-4-6	1	11	5	4	0	4	33
Jamie Kaplan (g)	1-5	0-4	5-6	1-2-3	0	7	4	3	0	2	27
Katie Magee	0-3	0-3	3-3	0-0-0	0	3	1	0	0	0	10
Danielle Blagg	4-9	3-6	0-0	1-6-7	2	11	1	2	0	0	21
Tiffany Dale	2-5	0-0	0-2	2-2-4	3	4	0	0	2	0	20
Tyria Snow	2-4	1-3	1-1	0-2-2	0	6	1	2	0	1	26
Brittany McDonald	2-2	0-0	1-1	2-2-4	2	5	1	4	0	1	13
Team			0-1-1								
Totals.....	21-52	4-21	11-18	10-28-38	18	57	14	20	5	11	200

FG%	1st Half: 9-26 • 34.6%	2nd Half: 12-26 • 46.2%	Game: 21-52 • 40.4%
3-PT%	1st Half: 2-13 • 15.4%	2nd Half: 2-8 • 25.0%	Game: 4-21 • 19.0%
FT%	1st Half: 3-4 • 75.0%	2nd Half: 8-14 • 57.1%	Game: 11-18 • 61.1%

2012-13 Tulane Women's Basketball Guide

Freshmen Key 66-51 Win At Tulsa

Wave goes on 17-0 run, hold Hurricane scoreless for 7:27

TULSA, Okla.—With her team trailing by five with 10:53 left to play, Green Wave head coach Lisa Stockton sent out four rookies - Danielle Blagg, Tiffany Dale, Adesuwa Ebomwonyi and Jamie Kaplan - along with junior Tyria Snow.

Less than three minutes later, the Green Wave went ahead 48-47 on a Kaplan jumper and never trailed again as Tulane defeated C-USA foe Tulsa, 66-51, at the Reynolds Center.

After inserting the four rookies into the game, Tulane got the deficit down to one on a Blagg put-back to make it 45-44 with 9:32 remaining. A pair of free throws by Loren McDaniel stretched Tulsa's lead to three, but the next time the Golden Hurricane scored would not be for another 7:27.

The Green Wave, meanwhile, rattled off 17 straight points to all but put the game away. Kaplan started the run with a pair of free throws before scoring the go-ahead basket with 8:04 on the clock. Dale sandwiched layups around a Blagg 3-pointer and Snow laid one off the glass to stretch the lead to double digits. Janique Kautsky capped the run with a 4-for-4 showing from the free throw line to make it 61-47 with 1:43 left to play.

Tulsa's Taleya Mayberry halted the run with a jumper nine seconds later to cut the deficit to 12 but Tulane scored five of the game's final seven points to account for the final score.

The Wave got off to a good start, scoring the first eight points of the game and holding a nine-point lead at 11-2 with 14:47 left to play in the first half. Tulsa went on a 27-9 run over the next 12:27 to turn a nine-point deficit to a nine-point lead at 29-20. A Kaplan 3-pointer preceded a Maria Turner of Tulsa basket, and Brett Benzio converted a layup late to whittle things down to 31-25 at the break.

Trailing by six, Tulane quickly tied the score at 31 less than three minutes into the second half. The two teams traded baskets over the next 4:41, but with the Green Wave clinging to a 38-37 lead, the Golden Hurricane went on a 6-0 run to set up the Tulane comeback.

Tulane 66, Tulsa 51

1/22/12 in Tulsa, Okla. - Donald W. Reynolds Center

VISITORS: Tulsa (14-5, 3-3 C-USA)

Player	FG-A	3-A	FT-A	O-D-R	PF	TP	A	TO	B	S	MIN
Adesuwa Ebomwonyi (f)	2-8	0-2	2-3	3-3-6	0	6	1	1	0	1	24
Janique Kautsky (f)	2-5	0-2	4-4	0-0-0	1	8	3	2	0	4	29
Brett Benzio (c)	5-11	0-0	0-2	2-7-9	2	10	2	0	2	0	34
Olivia Grayson (g)	4-11	0-3	2-4	1-3-4	3	10	1	2	0	1	21
Tyria Snow (g)	3-4	2-2	0-0	0-1-1	3	8	8	1	0	2	31
Katye Magee	0-1	0-1	0-0	0-1-1	0	0	0	1	0	0	8
Danielle Blagg	3-8	1-3	0-0	1-2-3	1	7	0	1	0	0	17
Tiffany Dale	3-3	0-0	0-1	2-5-7	3	6	1	2	1	0	11
Jamie Kaplan	3-5	1-3	4-6	1-0-1	0	11	2	2	0	3	22
Brittany McDonald	0-1	0-0	0-0	0-1-1	0	0	1	0	0	0	3
Team	2-1-3										
Totals.....	25-57	4-16	12-20	12-24-36	13	66	19	12	3	11	200

FG%	1st Half: 11-28 • 39.3%	2nd Half: 14-29 • 48.3%	Game: 25-57 • 43.9%
3-PT%	1st Half: 2-7 • 28.6%	2nd Half: 2-9 • 22.2%	Game: 4-16 • 25.0%
FT%	1st Half: 1-5 • 20.0%	2nd Half: 11-15 • 73.3%	Game: 12-20 • 60.0%

HOME: Tulsa (8-9, 3-3 C-USA)

Player	FG-A	3-A	FT-A	O-D-R	PF	TP	A	TO	B	S	MIN
Tiffani Cousinard (f)	1-4	0-0	0-0	0-2-2	3	2	0	1	0	1	19
Chanice Scott (f)	1-5	0-3	0-0	1-2-3	1	2	1	1	0	0	23
Loren McDaniel (f)	2-8	0-0	4-4	4-11-15	2	8	0	2	0	0	29
Taleya Mayberry (g)	9-16	0-4	4-4	0-0-0	2	22	4	7	0	2	38
Taylor Hooker (g)	4-10	0-0	0-0	1-2-3	4	8	0	2	0	2	28
Denise Lewis	0-0	0-0	0-0	0-0-0	0	0	0	0	0	0	1
Amber Fleet	0-0	0-0	0-0	0-0-0	0	0	0	0	0	0	1
Amanda Mason	0-0	0-0	0-0	0-1-1	1	0	0	1	0	0	6
Jessica McQuin	0-2	0-0	2-2	0-0-0	0	2	3	0	0	0	9
Mariah Turner	1-5	0-0	0-0	3-3-6	1	2	0	3	0	1	22
Kadan Brady	2-4	1-2	0-0	0-1-1	2	5	1	0	0	1	24
Team	1-3-4										
Totals.....	20-54	1-9	10-10	10-25-35	16	51	9	17	0	7	200

FG%	1st Half: 11-28 • 39.3%	2nd Half: 9-26 • 34.6%	Game: 20-54 • 37.0%
3-PT%	1st Half: 1-6 • 16.7%	2nd Half: 0-3 • 0.0%	Game: 1-9 • 11.1%
FT%	1st Half: 8-8 • 100.0%	2nd Half: 2-2 • 100.0%	Game: 10-10 • 100.0%

Officials: Chaney Muench, Robert Strong, Jeff Faulconer

Attendance: 835

Score by Periods	1st	2nd	Total
Tulane	25	41	66
Tulsa	31	20	51

Wave Rolls Past Marshall, 68-52

Grayson scores 18 while Kautsky, Snow add 10 each

NEW ORLEANS—It may have taken them a little while to get going but once they found their rhythm, the Green Wave made it a no-doubter as Tulane rolled past Conference USA foe Marshall, 68-52, in Fogelman Arena.

The Thundering Herd led as many as seven at 22-15 with six minutes to play in the first half before the Green Wave went on a 16-0 run the rest of the stanza and outscored Marshall 25-9 over the first 11:48 of the second half to all but put the game out of reach. The Herd rallied with a 13-0 rally to cut the deficit to a dozen at 56-44 with 4:11 left to play, but would get no closer.

Marshall scored the game's first points on a 3-pointer by Shay Weaver 46 seconds into the contest, and the Thundering Herd 10-5 advantage with 15:52 left to play in the first half. Tulane rallied to tie the game at 14-all 4:40 later, and Brittany McDonald gave the Green Wave their first lead courtesy of a free throw on the home team's next offensive possession.

Another Weaver trey sparked an 8-0 Marshall rally to put the Herd on top 22-15 before Olivia Grayson sparked Tulane's comeback effort with a layup with 5:26 remaining in the opening stanza.

The two teams traded baskets to open the second half, but Tulane held Marshall without a field goal for a span of 8:30. Suporia Dickens snapped the Thundering Herd drought with a layup just over nine minutes into the final frame and Tulane held a commanding 25-point edge at 56-31 following a Katye Magee 3-pointer with 8:12 left to play.

Marshall answered with a 13-0 run over the next 4:01, and Grayson snapped the streak with a jumper at the 4:03 mark to make it 58-44. The Thundering Herd cut the deficit to 12 three more times, but Tulane hit all eight of its free-throw opportunities down the stretch to keep Marshall at bay.

Tulane 68, Marshall 52

1/29/12 in New Orleans, La. - Fogelman Arena

VISITORS: Marshall (12-8, 3-4 C-USA)

Player	FG-A	3-A	FT-A	O-D-R	PF	TP	A	TO	B	S	MIN
Alyse Poindexter (f)	2-2	0-0	1-2	1-1-2	4	5	0	2	0	0	16
Alaya Mitchell (f)	3-7	0-1	1-3	0-5-5	2	7	6	3	0	1	23
Shay Weaver (g)	3-6	3-6	0-0	1-1-2	1	9	0	3	0	1	28
Jasmine Shaw (g)	3-9	2-6	0-0	0-2-2	0	8	0	2	0	1	22
Erica Woods (g)	0-0	0-0	1-2	2-3-5	1	1	1	3	0	1	21
Victoria Wells	1-4	0-0	3-4	0-4-4	2	5	1	0	0	1	13
Orlandria Williams	1-1	0-0	0-0	0-1-1	0	2	0	0	0	0	5
Rashedah Henriques	0-1	0-1	0-0	0-3-3	3	0	0	1	0	1	10
Dorina Barrett	0-2	0-2	0-0	0-0-0	1	0	1	2	0	0	7
Leandra King	1-1	0-0	3-4	1-1-2	3	5	1	3	2	0	17
Lateidra Elliott	1-3	0-1	0-0	0-1-1	0	2	1	2	0	1	10
Veronica Ruiz	2-5	0-0	0-0	1-1-2	1	4	0	1	0	0	9
Shynisha Johnson	0-0	0-0	0-0	0-0-0	0	0	0	0	0	0	1
Chukwuka Ezeigbo	0-0	0-0	0-0	0-0-0	0	0	0	0	0	0	2
Suporia Dickens	2-3	0-0	0-0	1-1-2	1	4	0	0	1	1	16
Team	1-1-2										
Totals.....	19-44	5-17	9-15	8-25-33	19	52	11	23	3	8	200

FG%	1st Half: 8-19 • 42.1%	2nd Half: 11-25 • 44.0%	Game: 19-44 • 43.2%
3-PT%	1st Half: 5-9 • 55.6%	2nd Half: 0-8 • 0.0%	Game: 5-17 • 29.4%
FT%	1st Half: 1-2 • 50.0%	2nd Half: 8-13 • 61.5%	Game: 9-15 • 60.0%

HOME: Tulane (15-5, 4-3 C-USA)

Player	FG-A	3-A	FT-A	O-D-R	PF	TP	A	TO	B	S	MIN
Adesuwa Ebomwonyi (f)	0-2	0-0	4-4	0-2-2	1	4	1	1	0	1	12
Janique Kautsky (f)	4-5	2-3	0-0	2-0-2	0	10	2	0	1	0	27
Brett Benzio (c)	2-6	0-0	2-4	3-7-10	4	6	0	2	0	1	26
Olivia Grayson (g)	6-19	1-5	5-7	3-2-5	1	18	4	2	0	0	34
Tyria Snow (g)	3-6	1-2	3-4	1-2-3	2	10	7	0	0	3	30
Katye Magee	2-3	2-3	0-0	0-0-0	1	6	0	0	0	0	5
Danielle Blagg	2-7	1-5	0-1	3-2-5	0	5	0	2	2	2	21
Tiffany Dale	0-3	0-1	0-0	0-2-2	0	0	1	0	1	0	20
Jamie Kaplan	4-7	0-2	0-0	1-1-2	1	8	2	1	0	1	16
Brittany McDonald	0-1	0-0	1-2	0-0-0	1	1	0	4	0	0	8
Brooke Blankenship	0-0	0-0	0-0	0-1-1	0	0	0	0	0	0	1
Team	3-2-5										
Totals.....	23-59	7-21	15-22	16-21-37	11	68	16	14	3	12	200

FG%	1st Half: 13-30 • 43.3%	2nd Half: 10-29 • 34.5%	Game: 23-59 • 39.0%
3-PT%	1st Half: 4-10 • 40.0%	2nd Half: 3-11 • 27.3%	Game: 7-21 • 33.3%
FT%	1st Half: 1-4 • 25.0%	2nd Half: 14-18 • 77.8%	Game: 15-22 • 68.2%

Officials: Melanie Davis, Craig Miller, Rob Fessler

Attendance: 863

Score by Periods	1st	2nd	Total
Marshall	22	30	52
Tulane	31	37	68

Tulane Downs East Carolina, 63-49

Kaplan, Kautsky score career highs with 20 and 13, respectively

GREENVILLE, N.C.—Jamie Kaplan came off the bench to score a career-high 20 as Tulane defeated East Carolina, 63-49, at Minges Coliseum.

Kaplan connected on 6-of-10 field goals - including a 4-of-6 performance from beyond the 3-point arc - and all four of her free-throw opportunities. She was one of three Green Wave players in double figures as Janique Kautsky tallied a career-best 13 and Olivia Grayson chipped in with 10.

East Carolina scored the game's opening points on a jumper by Chareya Smith 57 seconds into the contest, but Tulane quickly answered with a Grayson 3-pointer on the ensuing possession. Two Smith free throws put the Pirates back on top momentarily and Kautsky responded with a layup with 18:04 to play in the opening stanza to give the Green Wave a lead it would not relinquish.

It remained a close ballgame over the next nine and a half minutes as ECU's Kristine Mial connected from beyond the 3-point arc to cut Tulane's lead to three at 16-13. From there, however, Kaplan drained a trey of her own and sank a pair of free throws two possessions later to kickstart a 17-4 rally to put the Green Wave on top 33-17. The Pirates scored the final five points of the half on a Mial 3-pointer and a Britny Edwards jumper to make it 33-22 at the break.

East Carolina cut the Tulane lead to nine on a Janesha Ebron layup to open the second half. Kautsky drilled her second 3-pointer of the night on the ensuing possession and the lead never dipped below double-digits the rest of the way. Brett Benzio followed with a layup before the Pirates' Celeste Stewart sank a jumper to make it 38-26 with 17:52 left to play.

A steal a layup by Tyria Snow two possessions later sparked a 14-0 Tulane run over the next 6:29 to stake the Green Wave to a commanding 26-point advantage at 52-26 with 11:23 remaining in regulation. East Carolina refused to go away and actually outscored Tulane 23-9 the rest of the way, but the big Green Wave lead proved to be too much to overcome.

Tulane 63, East Carolina 49

2/2/12 in Greenville, N.C. - Minges Coliseum

VISITORS: Tulane (16-5, 5-3 C-USA)

Player	FG-A	3-A	FT-A	O-D-R	PF	TP	A	TO	B	S	MIN
Adesuwa Ebomwonyi (f)	0-3	0-0	0-0	1-4-5	1	0	0	2	1	0	15
Janique Kautsky (f)	5-9	2-4	1-2	1-1-2	3	13	1	0	1	2	28
Brett Benzio (c)	4-6	0-0	0-0	2-3-5	2	8	1	1	1	0	28
Olivia Grayson (g)	3-7	1-5	3-3	1-6-7	3	10	3	6	0	3	28
Tyria Snow (g)	1-9	0-3	0-0	0-3-3	0	2	5	2	0	2	30
Katye Magee	1-2	1-1	0-0	1-1-2	1	3	0	1	0	1	11
Danielle Blagg	0-5	0-3	0-0	1-2-3	1	0	0	2	0	1	8
Tiffany Dale	1-2	0-0	3-8	3-2-5	1	5	1	0	0	1	26
Jamie Kaplan	6-10	4-6	4-4	0-1-1	2	20	1	0	0	1	26
Brittany McDonald	0-1	0-0	2-3	0-2-2	0	2	0	0	0	0	10
Brooke Blankenship	0-0	0-0	0-0	0-0-0	0	0	0	0	0	0	1
Team	1-2-3										
Totals.....	21-54	8-22	13-20	11-27-38	14	63	12	14	3	10	200

FG%	1st Half: 12-35 • 34.3%	2nd Half: 9-19 • 47.4%	Game: 21-54 • 38.9%
3-PT%	1st Half: 4-16 • 25.0%	2nd Half: 4-6 • 66.7%	Game: 8-22 • 36.4%
FT%	1st Half: 5-7 • 71.4%	2nd Half: 8-13 • 61.5%	Game: 13-20 • 65.0%

HOME: East Carolina (6-15, 0-8 C-USA)

Player	FG-A	3-A	FT-A	O-D-R	PF	TP	A	TO	B	S	MIN
Chareya Smith (f)	3-13	0-0	4-4	3-3-6	2	10	1	2	1	1	24
Taitiana Chapple (f)	1-4	0-0	1-1	1-2-3	3	3	0	1	0	0	20
Celeste Stewart (g)	1-5	0-3	0-0	1-1-2	2	2	6	3	0	1	30
Bryelle Smith (g)	0-5	0-4	0-0	2-3-5	1	0	4	3	0	0	28
Janeshia Ebron (g)	3-6	0-1	2-5	0-0-0	2	8	0	2	0	1	17
Dana Jones	1-3	0-1	2-2	0-1-1	1	4	0	2	0	0	14
Kristine Mial	5-15	4-8	1-2	4-5-9	2	15	1	3	2	5	26
Shala Hodges	0-4	0-3	0-0	0-1-1	1	0	0	1	0	0	9
Katie Paschal	1-1	1-1	0-0	0-2-2	1	3	0	1	0	0	11
Britny Edwards	2-3	0-0	0-2	3-6-9	3	4	1	1	1	2	21
Team	3-3-6										
Totals	17-59	5-21	10-16	17-27-44	18	49	13	19	4	10	200



Game Recaps

Tulane Rolls Past SMU, 75-63

Benizio scores career-high 22 as Wave win fifth straight

NEW ORLEANS—Brett Benizio led five Green Wave players in double-figures with a career-high 22 points as Tulane defeated Conference USA foe SMU, 75-63, in Fogelman Arena.

Tulane led by as many as 15 at 43-28 with 16:35 left to play in regulation, but SMU refused to go away and cut the Green Wave advantage to just a pair at 45-43 just over four minutes later. A Danielle Blagg 3-pointer created some separation and the two teams traded baskets over the next 1:46. From there Benizio hit a free throws to spark a 7-0 Tulane run to stretch the lead back to double-digits at 59-49 with 4:42 to go.

The Mustangs cut the lead down to eight three times down the stretch but could get no closer as the Green Wave hit all 12 of their free-throw opportunities over the final 1:10.

Tulane hit a season-best 57.8 percent of its shots from the field (26-of-45), including an 11-of-17 performance in the second half (.647). The Green Wave defense held SMU to a 35.4 shooting percentage (23-of-65), forced 15 turnovers courtesy of nine steals, and turned the Mustang miscues into 23 points.

SMU opened the scoring with an Akil Simpson layup 29 seconds into the contest before Benizio tied the game with a layup and Olivia Grayson followed suit with a shot off the glass the next time down the court to give Tulane the lead for good.

Benizio's layup sparked a 15-1 Tulane run and the lead swelled to as many as 13 in the first half as Green Wave sat on top 21-8 with 8:40 to play before halftime. SMU whittled the advantage down to six at 23-17 with 5:22 remaining in the opening stanza only to see Tulane respond and take 11-point leads twice later in the frame. Simpson scored the final three points of the half, however, and the Wave went into the locker room on top by eight.

The Mustangs' Brittney Hardy made it a six-point game in the opening moments of the second half, but Benizio scored 11 straight points for Tulane during an 11-2 rally over the next 3:07 to set the stage for SMU's mid-game come-back attempt and the Green Wave's answer late.

Tulane 75, SMU 63

2/5/12 in New Orleans, La. - Fogelman Arena

VISITORS: SMU (12-10, 5-4 C-USA)

Player	FG-A	3-A	FT-A	O-D-R	PF	TP	A	TO	B	S	MIN
Akil Simpson (f)	8-13	0-0	9-10	6-4-10	5	25	2	2	0	1	34
Heldi Brandenburg (f)	1-4	0-2	0-0	1-2-3	0	2	2	0	0	0	9
Alisha Filmore (g)	6-14	2-3	1-1	2-3-5	3	15	0	4	1	1	36
Krystal Johnson (g)	0-2	0-0	0-0	0-1-1	0	0	0	2	0	0	10
S.Mahnesmith (g)	1-11	1-8	3-4	0-0-0	3	6	1	1	0	1	38
Sabrina McKinney	1-4	0-2	0-0	0-1-1	3	2	3	3	0	1	23
Brittney Hardy	4-8	0-0	1-2	3-4-7	0	9	2	2	2	1	17
Christine Elliott	1-6	0-0	0-0	2-2-4	2	2	2	0	0	1	20
Raven Short	1-2	0-1	0-0	0-1-1	4	2	3	0	0	0	11
Mallory Singleton	0-1	0-0	0-0	0-0-0	0	0	0	1	0	0	2
Team	3-14										
Totals.....	23-65	3-16	14-17	17-19-36	22	63	15	15	3	6	200

FG%	1st Half: 10-32 • 31.3%	2nd Half: 13-33 • 39.4%	Game: 23-65 • 35.4%
3-PT%	1st Half: 0-4 • 0.0%	2nd Half: 3-12 • 25.0%	Game: 3-16 • 18.8%
FT%	1st Half: 4-5 • 80.0%	2nd Half: 10-12 • 83.3%	Game: 14-17 • 82.4%

HOME: Tulane (17-5, 6-3 C-USA)

Player	FG-A	3-A	FT-A	O-D-R	PF	TP	A	TO	B	S	MIN
Tiffany Dale (f)	4-7	0-0	2-2	1-2-3	4	10	3	3	1	3	36
Janique Kautsky (f)	0-2	0-0	2-2	0-6-6	3	2	1	1	0	0	18
Brett Benizio (c)	8-10	0-0	6-8	2-5-7	3	22	0	3	3	0	32
Olivia Grayson (g)	3-6	0-2	10-10	0-3-3	2	16	5	0	2	3	36
Tyria Snow (g)	5-7	1-1	0-2	0-5-5	0	11	6	1	0	5	33
Katie Magee	0-1	0-1	0-0	0-0-0	0	0	0	0	0	0	7
Adesuwa Ebomwonyi	1-1	0-0	0-2	0-2-2	0	2	0	1	0	0	7
Danielle Blagg	4-8	2-5	0-1	1-3-4	2	10	0	3	0	1	16
Jamie Kaplan	1-3	0-1	0-0	0-2-2	1	2	2	1	0	0	12
Brittany McDonald	0-0	0-0	0-0	0-0-0	0	0	0	0	0	0	3
Brooke Blankenship	0-0	0-0	0-0	0-0-0	0	0	0	0	0	0	0+
Team	0-0-0										
Totals.....	26-45	3-10	20-27	4-28-32	15	75	17	13	6	9	200

FG%	1st Half: 15-28 • 53.6%	2nd Half: 11-17 • 64.7%	Game: 26-45 • 57.8%
3-PT%	1st Half: 2-6 • 33.3%	2nd Half: 1-4 • 25.0%	Game: 3-10 • 30.0%
FT%	1st Half: 0-3 • 0.0%	2nd Half: 20-24 • 83.3%	Game: 20-27 • 74.1%

Officials: Bill Laranee, Meadow Overstreet, Marc Merritt

Attendance: 797

Score by Periods	1st	2nd	Total
SMU	24	39	63
Tulane	32	43	75

Green Wave Downs Houston, 71-51

Ebomwonyi scores a career-best 17 points off the bench

HOUSTON—Adesuwa Ebomwonyi came off the bench to score a career-high 17 points, pull down six rebounds, tally two steals and one assist as Tulane defeated Conference USA foe Houston, 71-51, in Hofheinz Pavilion.

All 11 players to make the trip to Texas scored at least two points, and Ebomwonyi's offensive production helped the Green Wave bench outscore the Houston reserves, 34-10.

The Green Wave committed just 12 turnovers on the night and forced 21 on the strength of a 10-steal performance defensively. Tulane turned the Houston miscues into 25 points and held a 37-32 edge in rebounding, including 17 offensive boards to score 16 second-chance points.

Tulane scored the game's first seven points and Houston rallied to cut the lead down to one at 9-8 with 14:30 to play in the first half only to see the Green Wave responded 6-0 run over the next 3:52 to make it 15-8. The Cougars got it back to four three more times in the opening stanza, but Tulane scored 14 of the final 18 points in the half - including an Olivia Grayson 3-pointer with five seconds on the clock - to go into the locker room on top 37-23.

The Green Wave run continued early in the second half as Tulane opened the stanza with a 6-0 run to stretch the lead to 43-23 and it remained a 20-plus point affair most of the rest of the way. Houston got it down to 16 on a Roxana Button jumper to make it 45-29 with 15:17 on the clock, but that is as close as the Cougars would get.

On Tulane's ensuing possession, Tiffany Dale hit a layup while being fouled before converting the and-one free throw to spark a 7-0 run. Following a basket by Houston's Mae Woods, Danielle Blagg drained a 3-pointer to give the Green Wave their biggest lead of the night at 55-31 with 10:17 remaining in regulation. The Cougars got it down below 20 points four times the rest of the game, and Brooke Blankenship nailed a jumper with 48 seconds to play to account for the final score.

Tulane 71, Houston 51

2/9/12 in Houston, Texas - Hofheinz Pavilion

VISITORS: Tulane (18-5, 7-3 C-USA)

Player	FG-A	3-A	FT-A	O-D-R	PF	TP	A	TO	B	S	MIN
Tiffany Dale (f)	2-5	0-0	3-3	2-3-5	1	7	1	1	1	1	20
Janique Kautsky (f)	1-5	0-2	1-2	0-4-4	0	3	4	1	1	1	18
Brett Benizio (c)	5-7	0-0	2-2	1-6-7	1	12	2	1	3	1	24
Olivia Grayson (g)	4-10	2-5	0-0	2-2-4	1	10	6	4	1	2	23
Tyria Snow (g)	1-2	1-1	2-2	1-0-1	2	5	2	1	3	3	27
Katie Magee	1-5	0-4	0-0	0-0-0	1	2	1	1	0	0	15
Adesuwa Ebomwonyi	7-9	1-1	2-3	5-1-6	1	17	1	0	0	2	24
Danielle Blagg	2-10	2-10	0-0	4-1-5	3	6	2	1	0	0	15
Jamie Kaplan	2-6	1-5	0-0	0-2-2	1	5	1	0	0	0	20
Brittany McDonald	1-3	0-0	0-0	1-1-2	4	2	0	0	0	0	12
Brooke Blankenship	1-3	0-0	0-0	0-0-0	0	2	0	0	0	0	2
Team	10-1										
Totals.....	27-65	7-28	10-12	17-20-37	15	71	20	12	7	10	200

FG%	1st Half: 13-33 • 39.4%	2nd Half: 14-32 • 43.8%	Game: 27-65 • 41.5%
3-PT%	1st Half: 4-16 • 25.0%	2nd Half: 3-12 • 25.0%	Game: 7-28 • 25.0%
FT%	1st Half: 7-9 • 77.8%	2nd Half: 3-3 • 100.0%	Game: 10-12 • 83.3%

HOME: Houston (2-20, 1-9 C-USA)

Player	FG-A	3-A	FT-A	O-D-R	PF	TP	A	TO	B	S	MIN
Amanda Lawson (f)	5-11	0-1	0-0	0-4-4	2	10	3	1	0	3	32
Terran Alford (f)	2-2	0-0	0-0	2-0-2	3	4	0	5	0	1	15
Mae Woods (c)	3-11	0-0	1-4	2-1-3	2	7	0	1	1	0	26
Michelle White (g)	0-3	0-1	2-2	0-3-3	3	2	0	5	0	1	28
Roxana Button (g)	6-11	2-3	4-4	0-3-3	0	18	5	5	0	1	40
Danielle Parks	1-5	1-5	0-0	0-2-2	1	3	1	1	0	0	30
Voche Marlin	2-2	0-0	0-0	1-3-4	1	4	0	1	0	1	14
Jennifer Nwokedi	1-1	0-0	1-5	1-1-2	0	3	1	2	1	0	15
Team	4-9										
Totals.....	20-46	3-10	8-15	10-22-32	12	51	10	21	2	7	200

FG%	1st Half: 9-19 • 47.4%	2nd Half: 11-27 • 40.7%	Game: 20-46 • 43.5%
3-PT%	1st Half: 3-5 • 60.0%	2nd Half: 0-5 • 0.0%	Game: 3-10 • 30.0%
FT%	1st Half: 2-4 • 50.0%	2nd Half: 6-11 • 54.5%	Game: 8-15 • 53.3%

Officials: Mary Day, Gator Parrish, Ernie Solis

Attendance: 317

Score by Periods	1st	2nd	Total
Tulane	37	34	71
Houston	23	28	51

Streak Snapped In 80-65 Loss At UTEP

Blagg paces Wave with 19 points, including three 3-pointers

EL PASO—Danielle Blagg scored 18 points off the bench to lead three Green Wave players in double figures, but it was not enough as Tulane dropped an 80-65 decision to Conference USA leaders UTEP at the Don Haskins Center.

The Miners hit 55.8 percent of their shots for the game (29-of-52), including a 14-of-24 performance in the second half (.583), and held a commanding 44-30 edge in rebounding. UTEP scored the first five points of the game and Tulane answered with a 5-0 run of its own to tie things up. The Green Wave however, were never able to take a lead at any point.

The Green Wave defense forced 19 turnovers - 11 of which came via steal - and turned the Miners' miscues into 25 points. UTEP, however, outscored Tulane in the paint, 36-24, and turned nine offensive rebounds into 12 second-chance points.

The two teams traded the first 10 points of the game and a Kayla Thornton put the Miners on top with a steal and fast-break layup to give UTEP a 7-5 lead it would not relinquish. The Miners led by as many as 11 twice in the first half with the latest coming at 24-13 with 8:53 to go in the stanza. From there, Tulane went on a 9-0 run to cut the deficit to a pair 2:06 later.

UTEP, however, answered with an 8-3 rally to go back up by seven and a 3-pointer by Melisa Mendez put the Miners on top by seven again at 38-31 with 54 seconds remaining before the break. Tyria Snow hit a trey of her own the next time down the court to make it 38-34 at halftime.

Tulane hung tough early in the second half and Janique Kautsky made it a five-point ballgame with a 3-pointer 2:16 into the stanza, but that was as close as the Green Wave would get the rest of the way. A trey by UTEP's Kristine Vitola the next time down the floor sparked an 18-4 Miners run over the 5:18 to stake the home team to a commanding 62-43 advantage.

The Green Wave refused to go away quietly and cut the deficit down to nine at 72-63 with 2:02 left to play. UTEP, however, hit six-of-7 free throws down the stretch to account for the final score.

UTEP 80, Tulane 65

2/12/12 in El Paso, Texas - Don Haskins Center

VISITORS: Tulane (18-6, 7-4 C-USA)

Player	FG-A	3-A	FT-A	O-D-R	PF	TP	A	TO	B	S	MIN
Tiffany Dale (f)	1-2	0-0	0-0	0-1-1	4	2	3	0	0	1	20
Janique Kautsky (f)	3-6	1-2	0-0	1-2-3	2	7	2	1	0	2	22
Brett Benizio (c)	4-10	0-0	0-0	3-6-9	1	8	1	2	1	1	34
Olivia Grayson (g)	8-28	1-12	0-0	2-3-5	2	17	5	3	0	2	40
Tyria Snow (g)	3-7	1-2	4-7	2-3-5	4	11	3	1	0	3	29
Adesuwa Ebomwonyi	1-1	0-0	0-0	2-1-3	2	2	0	1	0	1	17
Danielle Blagg	5-15	3-8	5-6	2-1-3	1	18	0	0	0	0	22
Jamie Kaplan	0-1	0-0	0-0	0-0-0	1	0	0	2	0	1	16
Team	10-1										
Totals.....	25-70	6-24	9-13	13-17-30	17	65	14	10	1	11	200

FG%	1st Half: 13-29 • 44.8%	2nd Half: 12-41 • 29.3%	Game: 25-70 • 35.7%
3-PT%	1st Half: 2-10 • 20.0%	2nd Half: 4-14 • 28.6%	Game: 6-24 • 25.0%
FT%	1st Half: 6-7 • 85.7%	2nd Half: 3-6 • 50.0%	Game: 9-13 • 69.2%

HOME: UTEP (22-2, 11-0 C-USA)

Player	FG-A	3-A	FT-A	O-D-R	PF	TP	A	TO	B	S	MIN
Kayla Thornton (f)	4-7	0-0	0-0	1-6-7	0	8	1	1	0	2	25
Anete Steinberga (f)	1-6	0-0	0-0	0-4-4	2	2	0	2	0	0	14
Kim Smith (g)	1-3	1-2	0-1	0-3-3	2	3	5	3	1	0	29
Kelli Willingham (g)	2-6	2-5	3-4	0-3-3	2	9	4	1	0	2	18
Erika Warren (g)	7-8	2-2	4-4	2-2-4	1	20	2	4	1	1	29
Baiba Eglite	0-0	0-0	0-0	0-0-0	0	0	0	0	0	0	1
Syerra Davis	0-1	0-1	0-0	0-0-0	1	0	1	1	0	0	1
Briana Green	1-1	0-0	0-0	0-0-0	0	2	0	0	0	0	4
Gloria Brown	3-5	0-0	2-3	4-7-11	1	8	3	1	3	2	25
Kristine Vitola	5-6	1-2	2-3	1-4-5	0	13	1	2	2	1	20
Jenzel Nash	1-1	0-0	0-0	0-1-1	1	2	1	3	0	0	13
Chrishauna Parker	2-3	0-1	2-2	0-2-2	1	6	3	0	0	0	10
Melisa Mendes	2-5	1-3	2-2	0-0-0	3	7	0	0	0	0	11
Team				1-3-4							
Totals.....	29-52	7-16	15-19	9-35-44	14	80	21	19	7	8	200

Wave Downs Rice In OT, 50-47

Snow scores 10 with four steals, three assists, 3 rebounds

NEW ORLEANS—It wasn't always pretty, but in the end, it sure was sweet for the Green Wave as Tulane defeated Conference USA foe Rice in overtime, 50-47, in Fogelman Arena.

The Green Wave trailed by as many as seven late in the first half, found themselves on the wrong side of a two-point contest with 3.7 seconds left in regulation and down by three with early in the overtime period. Tulane, however, rallied on each occasion.

Tulane's freshmen accounted for all of the team's points in the first half, and after a stern lecture in the locker room at halftime, the Green Wave's upperclassmen came through after the break. After taking just six shots in the opening 20 minutes, Tulane's veterans combined for 28 of the team's 37 points, 13 of the 16 rebounds, seven of the nine assists, seven of the nine steals, and three of the five blocks after halftime.

Rice extended its lead back to seven on the opening possession of the second half before Tulane rallied with an 11-2 run over the next 3:47 to take a 24-22 lead. The Green Wave led by as many as four at 36-32 with 6:35 left to play in the second half, but Rice answered to tie the game at 36-all before retaking the lead two possessions later on a 3-pointer by D'Frantz Smart with just over a minute to go in regulation.

The Owls sandwiched 1-of-2 free throw performances by Smart and Jessica Kuster around a free throw by Brett Benzio to take a 41-39 lead. With Tulane down by a pair with 3.7 seconds on the clock, Tiffany Dale converted a pair of opportunities from the charity stripe to send the game into overtime.

Rice drew first blood in the extra period as Candace Ashford drained a trey from the top of the key. Tulane, however, scored seven straight points to make it 49-44 with 34 seconds to play. The Owls made things interesting as Megan Shafer canned a 3-pointer 15 seconds later, and following a Tyria Snow free throw, Rice had a chance to tie things up as they had possession with 12 seconds on the clock. Smart, however, was called for traveling with three seconds showing and the Green Wave were able to hang on.

Tulane 50, Rice 47 (ot)
2/16/12 in New Orleans, La. - Fogelman Arena

VISITORS: Rice (12-13, 6-6 C-USA)

Player	FG-A	3-A	FT-A	O-D-R	PF	TP	A	TO	B	S	MIN
Brianna Hypolite (f)	2-5	0-2	1-2	1-2-3	0	5	1	2	0	3	19
Jessica Kuster (f)	2-10	0-0	5-6	1-10-11	3	9	0	3	1	1	31
Candace Ashford (c)	5-13	1-3	0-0	8-5-13	3	11	1	3	0	0	39
D'Frantz Smart (g)	3-16	2-9	0-4	1-1-2	1	11	4	5	0	3	45
Jessica Goswitz (g)	0-4	0-3	0-0	3-0-3	4	0	4	4	0	1	31
Amenemope McKinney (0-1)	0-0	0-0	0-0	1-1-2	0	0	0	0	0	0	8
Megan Shafer	3-9	3-8	0-0	0-1-1	0	9	1	0	0	0	12
Nakachi Maduka	1-4	0-0	0-0	1-2-3	0	2	0	1	0	1	28
Maya Adetula	0-2	0-0	0-0	1-0-1	3	0	1	0	0	0	6
Christal Porter	0-0	0-0	0-0	0-0-0	0	0	0	1	0	0	6
Team				5-2-7							2
Totals.....	16-64	6-25	9-12	22-24-46	14	47	12	21	1	9	225

FG% 1st Half: 8-34 • 23.5% 2nd Half: 6-22 • 27.3% Game: 16-64 • 25.0%
3-Pt.% 1st Half: 2-11 • 18.2% 2nd Half: 2-9 • 22.2% Game: 6-25 • 24.0%
FT% 1st Half: 0-0 • 0.0% 2nd Half: 9-12 • 75.0% Game: 9-12 • 75.0%

HOME: Tulane (19-6, 8-4 C-USA)

Player	FG-A	3-A	FT-A	O-D-R	PF	TP	A	TO	B	S	MIN
Janique Kaustky (f)	1-3	0-0	0-0	1-1-2	2	2	0	3	0	1	18
Brett Benzio (c)	2-4	0-0	4-6	1-8-9	0	8	3	2	4	0	37
Danielle Blagg (g)	3-11	0-1	0-0	2-5-7	1	6	1	2	1	3	36
Olivia Grayson (g)	3-13	0-0	3-3	3-5-8	3	9	4	0	2	38	
Tyria Snow (g)	3-6	0-0	4-5	0-3-3	3	10	3	5	1	4	37
Adesuwa Ebonwonyi	3-6	0-1	0-0	1-1-2	1	6	0	0	1	0	20
Tiffany Dale	2-3	0-0	3-4	2-1-3	2	7	0	3	1	0	18
Jamie Kaplan	1-3	0-2	0-0	0-2-2	0	2	1	1	0	0	16
Brittany McDonald	0-1	0-0	0-0	0-1-1	0	0	1	1	0	0	5
Team				1-0-1							1
Totals.....	18-50	0-4	14-18	11-27-38	12	50	13	22	8	10	225

FG% 1st Half: 6-17 • 35.3% 2nd Half: 10-27 • 37.0% Game: 18-50 • 36.0%
3-Pt.% 1st Half: 0-2 • 0.0% 2nd Half: 0-1 • 0.0% Game: 0-4 • 0.0%
FT% 1st Half: 1-2 • 50.0% 2nd Half: 8-10 • 80.0% Game: 14-18 • 77.8%

Officials: Scott Yarbough, Eric Koch, Kylie Galloway

Attendance: 761

Score by Periods	1st	2nd	OT	Total
Rice	18	23	6	47
Tulane	13	28	9	50

Tulane Stumbles At USM, 56-51

Blagg comes off the bench to score team-high 13 points

HATTIESBURG, Miss.—Danielle Blagg and Brett Benzio combined for 25 points but it was not enough as Tulane dropped a 56-51 decision to Conference USA foe Southern Miss at Reed Green Coliseum.

The Green Wave led by as many as 16 with 15:03 left to play and held a 38-25 advantage with 9:30 remaining on the clock. The Golden Eagles, however, stormed back with an 18-4 run over the next 5:05 to take a 43-42 advantage they would not relinquish.

As a team, the Green Wave hit 38.5 percent of their shots from the field (20-of-52) and held Southern Miss to a .351 clip (20-57). The Golden Eagles, however, rebounded from a 6-of-28 showing in the first half (.214) to hit 48.3 percent (14-of-29) after halftime.

Tulane held a 37-35 advantage in rebounding, but 16 of Southern Miss' boards came off the offensive glass which led to 14 second-chance points. The Golden Eagles also outscored the Green Wave in the paint, 24-22.

With her team trailing by 13 with just under 10 minutes to play, Jamierra Faulkner took things into her own hands as she sandwiched a pair of jumpers around a Sedreka Pummer free throw to cut the Green Wave lead to eight.

A pair of Blagg free throws put Tulane back up by 10 at 40-30 with 6:38 to go, but Niesha Pierce drained a 3-pointer the next time down the floor to make it a seven-point affair. The Wave turned the ball over the next three times they touched the ball, and Southern Miss took advantage of the miscues to tie things up at 40-all.

Olivia Grayson snapped the Golden Eagles' run with a jumper to put Tulane back on top by a pair with 4:45 left in regulation, but Faulkner hit consecutive shots from beyond the arc to and Niesha Pierce hit a pair of free throws to stake Southern Miss to a 48-42 lead.

Jamie Kaplan converted a 3-point play to get it down to three only to watch USM score five straight to go on top 53-45. Blagg hit a pair of 3-pointers in consecutive Tulane possessions, but Southern Miss hit 3-of-4 free throws the rest of the way to account for the final score.

Southern Miss 56, Tulane 51
2/19/12 in Hattiesburg, Miss. - Reed Green Coliseum

VISITORS: Tulane (19-7, 8-5 C-USA)

Player	FG-A	3-A	FT-A	O-D-R	PF	TP	A	TO	B	S	MIN
Tiffany Dale (f)	0-0	0-0	0-0	2-0-2	0	0	1	3	1	1	19
Janique Kaustky (f)	2-6	0-1	0-0	2-4-6	1	4	2	2	0	2	33
Brett Benzio (c)	5-7	0-0	2-2	0-8-8	1	12	0	0	4	0	32
Olivia Grayson (g)	1-11	0-1	2-2	1-1-2	4	4	3	5	0	1	23
Tyria Snow (g)	2-3	0-1	0-0	4-3-7	3	4	5	7	0	1	30
Katye Magee	0-2	0-2	0-0	0-0-0	2	0	0	0	0	0	6
Adesuwa Ebonwonyi	1-3	0-0	1-2	0-3-3	2	3	0	0	0	0	12
Danielle Blagg	4-9	3-7	2-2	1-0-1	0	13	0	0	0	1	22
Jamie Kaplan	3-9	0-3	1-1	0-2-2	3	7	2	1	0	0	15
Brittany McDonald	2-2	0-0	0-0	0-0-0	2	4	0	0	0	0	8
Team				3-3-6							1
Totals.....	20-52	3-15	8-9	13-24-37	18	51	13	19	5	8	200

FG% 1st Half: 11-29 • 37.9% 2nd Half: 9-23 • 39.1% Game: 20-52 • 38.5%
3-Pt.% 1st Half: 1-9 • 11.1% 2nd Half: 2-6 • 33.3% Game: 3-15 • 20.0%
FT% 1st Half: 0-0 • 0.0% 2nd Half: 8-9 • 88.9% Game: 8-9 • 88.9%

HOME: Southern Miss (10-16, 4-9 C-USA)

Player	FG-A	3-A	FT-A	O-D-R	PF	TP	A	TO	B	S	MIN
Niesha Pierce (f)	0-6	0-0	1-2	5-3-8	0	1	0	1	0	1	28
Ance Celmina (c)	1-8	0-0	0-0	2-6-8	3	2	1	1	0	1	30
Jamierra Faulkner (g)	7-18	3-6	2-2	1-0-1	2	19	4	3	1	2	35
Tanecka Carey (g)	3-6	0-1	1-4	2-4-6	1	7	4	3	0	0	37
Niesha Pierce	5-14	2-4	4-4	4-1-5	1	16	0	0	1	3	38
Sedreka Plummer	3-4	0-0	3-4	0-1-1	4	9	0	3	1	1	18
Hannah Fletcher	1-1	0-0	0-0	0-0-0	0	2	0	1	0	0	10
Wendy Miller	0-0	0-0	0-0	0-1-1	1	0	0	1	0	0	4
Team				2-3-5							1
Totals.....	20-57	5-11	11-16	16-19-35	12	56	9	14	3	8	200

FG% 1st Half: 6-28 • 21.4% 2nd Half: 14-29 • 48.3% Game: 20-57 • 35.1%
3-Pt.% 1st Half: 1-3 • 33.3% 2nd Half: 4-8 • 50.0% Game: 5-11 • 45.5%
FT% 1st Half: 2-2 • 100.0% 2nd Half: 9-14 • 64.3% Game: 11-16 • 68.8%

Officials: Dawn Marsh, Shawn Goode, Brian Garland

Attendance: 1274

Score by Periods	1st	2nd	Total
Tulane	23	28	51
Southern Miss	15	41	56

Turnovers Doom Wave In 72-59 Loss

Grayson's 17 points, 7 rebounds, 5 steals not enough vs Tulsa

NEW ORLEANS—Tulane had "one of those days" as the Green Wave dropped a 72-59 decision to Conference USA foe Tulsa in Fogelman Arena.

Tulane turned the ball over a season-high 30 times, including 19 in the first half, and got off just 45 shots to the Tulsa's 61. The Golden Hurricane converted the Green Wave's miscues into 26 points off turnovers, turned 13 offensive rebounds into 12 second-chance points and used 19 steals to post 16 fast-break points.

As a team, Tulane connected on 51.1 percent of its shots from the field (23-of-45) and overcame 7-of-18 performance in the first half (.389) to hit 16-of-27 after halftime (.593). The Wave left a potential nine points at the free throw line, however, as Tulane was 10-of-19 from the stripe (.526).

Tulane got off to a good start, scoring six of the game's first eight points, and led by as many as six at 10-4 just over five minutes into the contest. Tulsa rallied to tie things up at 10-all and the home team responded with a Brett Benzio layup and a basket by Adesuwa Ebonwonyi pushed the Green Wave back on top 14-10 with 9:46 to go before halftime.

Following a layup by Tulsa's Loren McDaniel and a pair of missed shots by the Green Wave, the Golden Hurricane's Chanice Scott drained a 3-pointer to give the visiting squad a 15-14 lead. Tulane tied the game on a free throw by Tiffany Dale, but Taleyia Mayberry fast-break layup put Tulsa on top for good at 17-15. The Golden Hurricane outscored the home team 13-3 the rest of the half and went into the locker room with a 30-18 advantage.

The Green Wave refused to go away quietly and chipped the deficit down to four on an Olivia Grayson layup to make it 41-37 with 11:08 left to play and again on a 3-pointer by Tyria Snow 56 seconds later to make it 44-40. From there, however, the Golden Hurricane went on a 16-5 run over the next 4:55 to make it 60-45 and all but put the game away. The closest Tulane would get the rest of the night was 11, and Maria Turner scored the final bucket for Tulsa with 11 seconds to go to account for the final score.

Tulsa 72, Tulane 59
2/23/12 in New Orleans, La. - Fogelman Arena

VISITORS: Tulsa (12-13, 7-7 C-USA)

Player	FG-A	3-A	FT-A	O-D-R	PF	TP	A	TO	B	S	MIN
Tiffani Cousnard (f)	4-8	0-0	3-4	1-5-6	3	11	0	1	0	4	26
Chanice Scott (f)	4-9	3-6	0-0	0-1-1	2	11	3	4	1	4	32
Loren McDaniel (c)	2-4	0-0	0-0	1-2-3	3	4	0	2	0	0	14
Taleyia Mayberry (g)	4-12	3-5	6-9	2-0-2	1	17	5	2	0	2	39
Taylor Hooker (g)	3-10	0-3	1-5	2-2-4	2	7	4	3	0	7	37
Denise Lewis	2-5	0-0	0-0	3-0-3	1	4	0	2	0	0	8
Jessica McQuinn	0-2	0-1	0-0	0-0-0	1	0	0	0	0	0	2
Mariah Turner	6-7	0-0	1-3	1-5-6	3	13	1	0	0	0	28
Kedan Brady	2-4	1-3	0-0	1-2-3	0	5	2	1	0	2	14
Team				2-1-3							1
Totals.....	27-61	7-18	11-21	13-18-31	16	72	15	16	1	19	200

FG% 1st Half: 12-32 • 37.5% 2nd Half: 15-29 • 51.7% Game: 27-61 • 44.3%
3-Pt.% 1st Half: 1-9 • 11.1% 2nd Half: 6-9 • 66.7% Game: 7-18 • 38.9%
FT% 1st Half: 5-7 • 71.4% 2nd Half: 6-14 • 42.9% Game: 11-21 • 52.4%

HOME: Tulane (19-8, 8-6 C-USA)

Player	FG-A	3-A	FT-A	O-D-R	PF	TP	A	TO	B	S	MIN
Tiffany Dale (f)	3-4	0-0	1-2	2-5-7	4	7	2	4	2	1	26
Janique Kaustky (f)	3-6	0-2	3-5	1-3-4	2	9	0	4	1	0	25
Brett Benzio (c)	3-5	0-0	3-6	3-4-7	3	9	1	4	3	1	25
Olivia Grayson (g)	7-11	1-3	2-3	0-7-7	3	17	5	5	0	0	31
Tyria Snow (g)	2-6	1-3	0-0	0-2-2	2	5	4	8	0	2	33
Katye Magee	0-0	0-0	0-0	0-0-0	1	0	2	0	0	1	4
Adesuwa Ebonwonyi	4-5	0-0	0-1	2-4-6	1	8	1	1	1	1	23
Danielle Blagg	0-2	0-2	0-0	0-1-1	0	0	1	0	0	0	15
Jamie Kaplan	1-5	1-4	1-2	0-1-1	0	4	1	3	0	0	16
Brittany McDonald	0-1	0-0	0-0	0-0-0	0	0	0	0	0	0	1
Team				1-2-3							1
Totals.....	23-45	3-14	10-19	9-29-38	16	59	17	30	7	7	200

FG% 1st Half: 7-18 • 38.9% 2nd Half: 16-27 • 59.3% Game: 23-45 • 51.1%
3-Pt.% 1st Half: 0-6 • 0.0% 2nd Half: 3-8 • 37.5% Game: 3-14 • 21.4%
FT% 1st Half: 4-8 • 50.0% 2nd Half: 6-11 • 54.5% Game: 10-19 • 52.6%

Officials: Metta Roberts, Melanie Davis, Marlin Ramsey

Attendance: 784

Score by Periods	1st	2nd	Total
Tulsa	30	42	72
Tulane	18	41	59



Game Recaps

SMU Rallies Past Tulane, 54-49

Grayson, Kaplan share team lead with 13 points each

DALLAS—Olivia Grayson and Jamie Kaplan scored 13 points each, and Brett Benzio pulled down 10 rebounds, but it was not enough as Tulane fell to Conference USA foe, 54-49, at Moody Coliseum.

The Green Wave never trailed in the first half and led by as many as nine just under three minutes into the second. The Mustangs, however, rallied to take a 40-38 advantage with 6:21 left in regulation and never trailed again.

As a team, Tulane connected on 37.5 percent of its shots from the field (18-of-48), including a 13-for-24 showing in the second half (.542). The difference in the game, however, was turnovers and offensive rebounds. The Wave turned it over 18 times, which directly led to 19 SMU points, and the 15 of the Mustangs' 37 rebounds came off the offensive glass, which led to 13 second-chance points.

Grayson and Kaplan were the lone Green Wave players to finish with double-digit scoring totals while Tiffany Dale posted eight points and scored seven. Tyria Snow led Tulane with five assists and a pair of steals.

Taking the court with an 18-15 lead to start the second half, Tulane got off to a red-hot start in the final frame as the Green Wave hit their first four shots to go on top 26-17 with 17:04 left to play. SMU answered with a 10-0 run over the next 3:06 to claim a 27-26 advantage, but Tulane answered with a 3-pointer by Blagg, a free throw by Adesuwa Ebomwonyi and a layup by Kaplan to go back ahead 32-27 with 11:48 on the clock.

The two teams traded the next eight points and SMU cut the deficit to one twice before Krystal Johnson nailed a trey to stake SMU to its first lead of the day at 40-38 with 6:21 to go. A Grayson jumper tied the contest, but SMU scored eight of the next 10 points over a span of 1:42 to go on top to stay. The Mustangs' lead swelled to as many as eight on a Johnson free throw to make it 52-44 with 1:09 remaining in regulation and the closest Tulane would get the rest of the way was five.

SMU 54, Tulane 49

2/26/12 in Dallas, Texas - Moody Coliseum

VISITORS: Tulane (19-9, 8-7 C-USA)

Player	FG-A	3-A	FT-A	O-D-R	PF	TP	A	TO	B	S	MIN
Tiffany Dale (f)	3-6	0-0	2-2	3-3-6	4	8	1	5	1	1	26
Janique Kautsky (f)	0-0	0-0	0-0	0-0-0	0	0	1	0	1	0	19
Brett Benzio (c)	2-7	0-0	1-2	2-8-10	2	5	0	1	1	1	33
Olivia Grayson (g)	5-9	1-1	2-3	1-5-6	3	13	0	5	1	1	32
Tyria Snow (g)	0-4	0-3	0-0	1-2-3	3	0	5	1	0	2	22
Katye Magee	0-0	0-0	0-0	0-0-0	0	0	0	0	0	0	3
Adesuwa Ebomwonyi	1-3	0-0	1-3	2-4-2	5	3	0	2	0	1	19
Danielle Blagg	2-10	1-6	2-3	0-4-4	2	7	1	2	0	1	25
Jamie Kaplan	5-9	1-2	2-2	1-1-2	0	13	2	2	0	0	21
Team	1-0-1										
Totals.....	18-48	3-12	10-15	11-25-36	19	49	10	18	4	7	200

FG%	1st Half: 5-24 • 20.8%	2nd Half: 13-24 • 54.2%	Game: 18-48 • 37.5%
3-PT%	1st Half: 1-6 • 16.7%	2nd Half: 2-6 • 33.3%	Game: 3-12 • 25.0%
FT%	1st Half: 7-10 • 70.0%	2nd Half: 3-5 • 60.0%	Game: 10-15 • 66.7%

HOME: SMU (13-15, 6-9 C-USA)

Player	FG-A	3-A	FT-A	O-D-R	PF	TP	A	TO	B	S	MIN
Christine Elliott (f)	2-3	0-0	2-4	2-1-3	3	6	1	1	0	0	14
Heidi Brandenburg (c)	0-2	0-1	0-0	0-1-1	0	0	0	0	0	0	9
Alisha Filmore (g)	3-7	2-3	4-7	2-5-7	1	12	0	1	0	2	29
Kyrstal Johnson (g)	3-6	1-2	1-2	0-1-1	0	8	0	0	0	0	17
Samantha Mahnesmith (g)	1-7	0-3	0-2	2-1-3	0	2	0	1	0	2	34
Sabrina McKinney	1-1	0-0	0-0	0-0-0	2	2	2	2	0	1	9
Brittney Hardy	1-3	0-0	2-2	0-4-4	3	4	2	2	1	3	16
Kristin Askew	2-6	1-2	0-0	0-0-0	1	5	1	0	0	3	31
Akil Simpson	1-8	0-0	4-4	6-7-13	2	6	2	1	0	2	32
Destyne Hives-McCray	0-1	0-0	0-0	0-1-1	1	0	0	0	0	0	5
Raven Short	2-9	0-3	3-3	0-1-1	1	7	1	3	0	0	20
Mallory Singleton	1-1	0-0	0-0	0-0-0	1	2	0	1	0	0	4
Team	3-0-3										
Totals.....	17-54	4-14	16-24	15-22-37	15	54	9	12	1	13	200

FG%	1st Half: 6-30 • 20.0%	2nd Half: 11-24 • 45.8%	Game: 17-54 • 31.5%
3-PT%	1st Half: 2-7 • 28.6%	2nd Half: 2-7 • 28.6%	Game: 4-14 • 28.6%
FT%	1st Half: 1-2 • 50.0%	2nd Half: 15-22 • 68.2%	Game: 16-24 • 66.7%

Officials: Clarke Stevens, Laurie Porter, Julie Krommenhoek

Attendance: 626

Score by Periods	1st	2nd	Total
Tulane	18	31	49
SMU	15	39	54

Benzio Makes History in 71-43 Win

Center surpasses 1,000-points, 1,000-rebounds vs Houston

NEW ORLEANS—Brett Benzio had a "Senior Night" for the record book as the four-year starter scored 21 points and pulled down 10 rebounds to help lead Tulane to a 71-43 thumping of Conference USA foe Houston in Fogelman Arena.

Benzio's production on the scoreboard and off the glass gives her 1,005 points and 1,000 rebounds for her career, making her just the second player in Tulane women's hoops history to hit the 1,000/1,000 plateau and only the third player overall in the Green Wave annals to accomplish the feat. In addition to her scoring and rebounding efforts, Benzio added four blocks, a pair of assists and a steal to her tally.

As a team, Tulane hit 41.7 percent of its shots from the field (25-of-60), including a 15-of-30 performance (.500) in the second half. The Green Wave out-rebounded the Cougars 51-33, forced 12 turnovers - including nine via steal - and held Houston to a 24.6 field goal percentage (.14-of-57). With Benzio leading the charge, Tulane out-scored Houston in the paint, 28-14, and turned 19 offensive rebounds into 12 second-chance points.

Benzio was one of three Tulane players to score in double-digits against the Cougars as Adesuwa Ebomwonyi scored 12 while Olivia Grayson had 10. Ebomwonyi and Danielle Blagg finished second to Benzio in rebounds with nine each, junior forward Janique Kautsky had five of the Green Wave's 21 assists, and Tyria Snow posted a game-high three steals.

Tulane scored the game's first four points and never trailed at any point. Behind the strong play of Benzio, who had nine points and seven rebounds in the first half, the Green Wave went into the locker room at the break on top 31-16.

Following intermission, Tulane hit three of its first four shots in the second half. A jumper by Houston guard Roxana Button with 15:52 left to play in regulation cut the Green Wave advantage to 19, but a Benzio layup on the ensuing possession gave the home team a 21-point lead which never dipped below 20 the rest of the way.

Tulane 71, Houston 43

3/1/12 in New Orleans, La. - Fogelman Arena

VISITORS: Houston (3-25, 2-14 C-USA)

Player	FG-A	3-A	FT-A	O-D-R	PF	TP	A	TO	B	S	MIN
Amanda Lawson (f)	0-7	0-1	3-4	3-3-6	4	3	1	2	1	2	25
Terran Alford (f)	0-4	0-0	2-2	2-1-3	4	2	0	1	0	1	15
Mae Woods (c)	1-5	0-0	1-2	1-2-3	2	3	0	0	0	0	22
Michelle White (g)	2-6	0-1	0-0	1-1-2	1	4	2	1	1	2	40
Roxana Button (g)	5-18	1-4	5-6	0-5-5	2	16	4	5	0	0	40
Danielle Parks	5-11	3-8	0-2	2-5-7	1	13	0	0	1	1	34
Voche Martin	1-4	0-0	0-0	1-0-1	2	2	0	0	0	0	19
Jennifer Nwokedi	0-2	0-0	0-0	1-1-2	0	0	0	1	0	0	5
Team	2-2-4										
Totals.....	14-57	4-14	11-16	13-20-33	16	43	7	12	2	6	200

FG%	1st Half: 4-31 • 12.9%	2nd Half: 10-26 • 38.5%	Game: 14-57 • 24.6%
3-PT%	1st Half: 3-10 • 30.0%	2nd Half: 1-4 • 25.0%	Game: 4-14 • 28.6%
FT%	1st Half: 5-8 • 62.5%	2nd Half: 6-8 • 75.0%	Game: 11-16 • 68.8%

HOME: Tulane (20-9, 9-7 C-USA)

Player	FG-A	3-A	FT-A	O-D-R	PF	TP	A	TO	B	S	MIN
Adesuwa Ebomwonyi (f)	4-8	0-0	4-5	6-3-9	0	12	1	1	0	1	30
Janique Kautsky (f)	1-4	0-3	0-0	3-3-6	1	2	5	3	1	0	23
Brett Benzio (c)	9-14	0-0	3-5	3-7-10	0	21	2	0	4	1	29
Danielle Blagg (g)	0-7	0-5	2-4	2-7-9	2	2	4	2	0	1	21
Jamie Kaplan (g)	3-7	2-4	0-0	0-1-1	0	8	1	2	0	0	24
Katye Magee	2-9	2-8	0-0	1-2-3	2	6	0	0	0	0	15
Olivia Grayson	3-4	2-3	2-2	1-4-5	1	10	4	2	1	1	22
Tiffany Dale	0-1	0-0	1-2	1-0-1	3	1	0	0	0	2	14
Tyria Snow	3-6	1-3	2-2	0-4-4	2	9	4	2	0	3	19
Brooke Blankenship	0-0	0-0	0-0	0-0-0	0	0	0	1	0	0	3
Team	2-1-3										
Totals.....	25-60	7-26	14-20	19-32-51	11	71	21	13	6	9	200

FG%	1st Half: 10-30 • 30.0%	2nd Half: 15-30 • 50.0%	Game: 25-60 • 41.7%
3-PT%	1st Half: 3-16 • 18.8%	2nd Half: 4-10 • 40.0%	Game: 7-26 • 26.9%
FT%	1st Half: 8-11 • 72.7%	2nd Half: 6-9 • 66.7%	Game: 14-20 • 70.0%

Officials: Bill Larence, Jules Gallien, Pualani Spurlock

Attendance: 798

Score by Periods	1st	2nd	Total
Houston	16	27	43
Tulane	31	40	71

Green Wave Down Pirates, 67-51

Grayson, Blagg combine for nine 3s in C-USA quarterfinals

MEMPHIS, Tenn.—Olivia Grayson had 23 points and Danielle Blagg scored 18 of her 19 points on the strength of six 3-pointers as Tulane defeated East Carolina, 67-51, in the quarterfinals of the 2012 Conference USA Women's Basketball Championship on at the University of Memphis' Elma Roane Fieldhouse.

Grayson was 6-of-10 from the field – including a 3-for-3 performance from beyond the 3-point arc – and hit all eight of her free throws to lead the Green Wave effort. Blagg's half-dozen treys are tied for the fourth-most in C-USA Championship history.

As a team, the Green Wave hit 45.7 percent of their shots from the field (21-of-46), including an 11-of-21 performance in the second half. Tulane was 9-of-14 from 3-point land against the Pirates (.643) and hit five of its six attempts from beyond the arc following halftime. Defensively, the Wave held East Carolina to a .317 clip (19-of-60).

Tulane raced out to a 12-2 advantage 4:32 into the ballgame and never trailed at any point during the ballgame. A Blagg 3-pointer with 3:57 to play in the frame pushed the lead to 11 and a Snow free throw 35 seconds later made it a 29-17 affair. East Carolina, however, scored the final four points of the half on layups by Celeste Stewart and Chareya Smith to cut the Green Wave edge to eight at halftime.

The Green Wave pushed their lead back to double digits on a Grayson bucket to open the second half, but East Carolina rallied with an 8-4 run to make it a six-point affair at 35-29 with 16:39 left in regulation. Tulane responded by scoring 10 of the game's next 12 points to make it a 14-point affair and the lead dipped below 10 just once the rest of the way.

East Carolina made it 52-45 when Shala Hodges drained a 3-pointer with 9:32 on the clock. Grayson followed with a trey of her own while Adesuwa Ebomwonyi and Snow added buckets to make it 59-45 and the Pirates would get no closer than 10 over the final seven minutes.

Tulane 67, East Carolina 51

3/8/12 in Memphis, Tenn. - Elma Roane Fieldhouse

VISITORS: East Carolina (12-19)

Player	FG-A	3-A	FT-A	O-D-R	PF	TP	A	TO	B	S	MIN
Kristine Mial (f)	4-14	1-5	0-0	1-0-1	2	9	0	3	1	1	28
Chareya Smith (f)	2-8	0-0	5-5	3-2-5	1	9	0	2	0	0	32
Tatiana Chapple (f)	0-0	0-0	0-1	0-2-2	1	0	0	0	0	0	18
Celeste Stewart (g)	4-10	1-2	0-0	1-1-2	1	9	3	4	0	4	34
Janessa Ebron (g)	4-9	0-1	0-0	3-0-3	1	8	2	1	0	1	24
Dana Jones	1-1	0-0	2-2	0-1-1	2	4	0	0	0	1	9
Bryelle Smith	1-5	0-3	0-0	0-3-3	0	2	1	0	0	0	16
Shala Hodges	3-11	1-3	3-3	1-4-5	5	10	1	4	0	2	20
Katie Paschal	0-1	0-0	0-0	0-1-1	0	0	0	0	0	0	4
Britny Edwards	0-1	0-0	0-0	1-3-4	1	0	1	0	1	1	15
Team	2-1-3										
Totals.....	19-60	3-14	10-11	12-18-30	14	51	8	14	3	9	200

FG%	1st Half: 9-30 • 30.0%	2nd Half: 10-30 • 33.3%	Game: 19-60 • 31.7%
3-PT%	1st Half: 1-5 • 20.0%	2nd Half: 2-9 • 22.2%	Game: 3-14 • 21.4%
FT%	1st Half: 2-2 • 100.0%	2nd Half: 8-9 • 88.9%	Game: 10-11 • 90.9%

HOME: Tulane (21-9)

Player	FG-A	3-A	FT-A	O-D-R	PF	TP	A	TO	B	S	MIN
Janique Kautsky (f)	0-1	0-1	0-0	2-3-5	2	0	3	1	0	2	22
Brett Benzio (c)	3-10	0-0	2-2	1-10-11	2	8	1	3	1	1	30
Danielle Blagg (g)	6-11	6-8	1-2	0-0-0	0	19	2	2	1	1	28
Olivia Grayson (g)	6-10	3-3	8-8	1-4-5	1	23	6	2	1	6	32
Tyria Snow (g)	3-6	0-0	4-4	0-2-2	2	10	4	3	0	0	32
Katye Magee	0-1	0-1	0-0	0-0-0	0	0	0	0	0	0	5
Adesuwa Ebomwonyi	2-5	0-0	0-0	3-6-9	3	4	0	0	0	1	26
Tiffany Dale	1-1	0-0	0-2	1-1-2	2	2	1	1	1	0	8
Jamie Kaplan	0-1	0-1	1-2	0-2-2	0	1	1	6	0	0	17
Team	1-2-3										
Totals.....	21-46	9-14	16-20	9-30-39	12	67	18	19	5	10	200

FG%	1st Half: 10-25 • 40.0%	2nd Half: 11-21 • 52.4%	Game: 21-46 • 45.7%
3-PT%	1st Half: 4-8 • 50.0%	2nd Half: 5-6 • 83.3%	Game: 9-14 • 64.3%
FT%	1st Half: 5-6 • 83.3%	2nd Half: 11-14 • 78.6%	Game: 16-20 • 80.0%

Officials: Kelly Johnson, Dawn Marsh, Eric Koch

Attendance: 2084

Score by Periods	1st	2nd	Total
East Carolina	21	30	51
Tulane	29	38	67

Wave Roll Past Memphis, 63-44

Grayson posts double-double with 18 points, 14 rebounds

MEMPHIS, Tenn.—Tulane advanced to its third-straight appearance in the Conference USA Women's Basketball Championship title game with a 63-44 semifinal win over host Memphis at the FedEx Forum.

Olivia Grayson headlined the Tulane attack with 18 points and 14 rebounds while chipping in with five assists and a trio of steals. Danielle Blagg was next with 14 points and Janique Kautsky followed with eight. Tyria Snow tied Grayson with a team-best three thefts.

As a team, the Green Wave hit 37.1 percent of their field goals (23-of-62) and held the Tigers to a .283 clip (17-of-60). Tulane out-rebounded Memphis, 50-41, and turned 15 offensive boards into 13 second-chance points. The Wave forced 16 turnovers – including nine via steal – and had 24 points in the paint to the Tigers' 22.

Early on, it looked like the home team would send the crowd home happy as Memphis scored nine of the game's first 12 points and held a five-point advantage at 13-8 with 11:30 to go before the break. Tulane, however, responded with a 5-0 run to tie things up and the two teams traded the next 14 points.

With the score knotted at 20-all, Blagg sparked an 11-2 Green Wave run with a 3-pointer to give her team a lead it would not relinquish and Tulane went into the locker room at halftime on top, 31-24.

The Green Wave lead swelled to as many as 19 at 49-30 on a Grayson bucket with 12:12 to play, and Memphis rallied with a 6-0 run before Tulane reserve Jamie Kaplan halted a four-and-a-half minute scoring drought with a layup with 7:35 to go to make it 51-36.

From there, Tulane allowed just three more field goals and hit five of its six free-throw opportunities over the final six minutes to keep the Tigers at arms' reach and Katye Magee drained a 3-pointer with 1:47 remaining to account for the final score.

Tulane 63, Memphis 44

3/9/12 in Memphis, Tenn. - FedEx Forum

VISITORS: Tulane (22-9)

Player	FG-A	3-A	FT-A	O-D-R	PF	TP	A	TO	B	S	MIN
Janique Kautsky (f)	3-9	2-4	0-0	1-4-5	2	8	1	2	0	0	26
Brett Benzio (c)	0-0	0-0	1-2	1-1-2	3	1	0	1	0	2	16
Danielle Blagg (g)	5-16	2-11	2-2	0-2-2	1	14	1	2	1	1	34
Olivia Grayson (g)	6-13	0-3	6-6	6-8-14	1	18	5	5	1	3	33
Tyria Snow (g)	2-7	1-3	1-2	0-3-3	2	6	5	5	0	3	34
Katye Magee	1-2	1-1	0-0	1-1-2	1	3	0	0	0	0	3
Adesuwa Ebomwonyi	3-6	0-1	0-0	3-4-7	1	6	1	1	0	0	23
Tiffany Dale	1-3	0-0	1-2	1-4-5	3	0	2	2	0	2	16
Jamie Kaplan	2-6	0-2	0-2	0-2-2	0	4	1	0	0	0	15
Team				2-6-8							
Totals.....	23-62	6-25	11-16	15-35-50	14	63	14	18	4	9	200

FG% 1st Half: 12-33 • 36.4% 2nd Half: 11-29 • 37.9% Game: 23-62 • 37.1%
 3-PT% 1st Half: 4-13 • 30.8% 2nd Half: 2-12 • 16.7% Game: 6-25 • 24.0%
 FT% 1st Half: 3-4 • 75.0% 2nd Half: 8-12 • 66.7% Game: 11-16 • 68.8%

HOME: Memphis (24-7)

Player	FG-A	3-A	FT-A	O-D-R	PF	TP	A	TO	B	S	MIN
Jasmine Lee (f)	5-9	0-0	3-12	5-7-12	2	13	0	1	1	1	36
Nicole Dickson (f)	1-10	0-4	2-2	2-3-5	3	4	0	3	1	1	34
Bilqis Abdul-Qaadir (g)	1-10	1-3	2-3	0-5-5	0	5	6	2	0	4	30
Danay Collier (g)	2-6	0-2	0-0	0-2-2	3	4	1	0	0	3	23
Ramones Lonlack (g)	2-7	0-0	0-0	2-5-7	4	4	2	5	1	4	38
Lauren McGraw	0-1	0-0	0-0	1-0-1	1	0	0	1	0	0	5
Kiana James	0-0	0-0	0-0	1-0-1	0	0	0	0	0	0	1
Brittany Carter	5-15	0-7	1-2	1-2-3	1	11	2	3	1	2	26
Ann Jones	0-0	0-0	0-0	0-0-0	0	0	0	0	0	0	1
Krishunda Harvey	1-2	0-0	1-2	2-0-2	1	3	0	0	0	0	6
Team				0-3-3							
Totals.....	17-60	1-16	9-21	14-27-41	15	44	11	16	4	15	200

FG% 1st Half: 8-29 • 27.6% 2nd Half: 9-31 • 29.0% Game: 17-60 • 28.3%
 3-PT% 1st Half: 0-4 • 0.0% 2nd Half: 1-12 • 8.3% Game: 1-16 • 6.3%
 FT% 1st Half: 8-16 • 50.0% 2nd Half: 1-5 • 20.0% Game: 9-21 • 42.9%

Officials: Gina Cross, Metta Roberts, Dawn Marsh

Attendance: 2294

Score by Periods	1st	2nd	Total
Tulane	31	32	63
Memphis	24	20	44

Tulane Falls To UTEP In Title Game

Blagg, Grayson named to All-Tournament Team

MEMPHIS, Tenn.—Olivia Grayson led four Green Wave players in double digits with 14 points, and Brett Benzio pulled down a game-high 11 rebounds, but it was not enough as Tulane came up short to UTEP, 69-65, in the 2012 Conference USA Championship title game at the FedEx Forum.

Tulane held a 12-point lead with 15:13 to play, but UTEP used a 17-4 run over the next 7:27 to go ahead 51-50. The Green Wave scored the next seven points to go back on top 58-51 with 5:47 to go only to see the Miners out-score an upset-minded Tulane team 18-7 the rest of the way to come away with the win.

Tulane scored the first four points of the game before UTEP rallied to tie the game at 5-all. The two teams traded the next 16 points and Grayson sparked an 8-0 Tulane run with a pair of free throws. The Miners sliced the deficit to one at 23-22 with 4:48 to go before the break, but Tulane outscored UTEP 11-6 the rest of the way to go into the locker room on top 34-28.

After falling behind by a dozen just under five minutes into the second half, Kelli Willingham sparked the UTEP comeback with a 3-pointer. Following a Grayson layup to extend Tulane's lead to 11 on the ensuing possession, Gloria Brown tallied eight of the Miners' next 11 points and Chrishauna Parker put the Miners on top 51-50 with a trey at the 7:46 mark.

Tulane answered with consecutive baskets by junior forward Janique Kautsky, Jamie Kaplan and Adesuwa Ebomwonyi, and Benzio knocked down a pair of free throws to stretch the Green Wave edge to seven at 58-51. From there, the Miners went on a 9-2 run to knot things up at 60-all.

UTEP went ahead for good when Brown hit a pair of free throws with 2:48 to go and stake the Miners to a 62-60 lead. Tulane cut the lead to one the next time down the floor when Blagg hit one-of-two free throw opportunities, and UTEP put the game away by converting seven free throws over the final 2:10 to account for the final score.

UTEP 69, Tulane 65

3/10/12 in Memphis, Tenn. - FedEx Forum

VISITORS: Tulane (22-10)

Player	FG-A	3-A	FT-A	O-D-R	PF	TP	A	TO	B	S	MIN
Janique Kautsky (f)	1-1	0-0	0-0	2-1-3	4	2	1	0	0	0	15
Brett Benzio (c)	2-6	0-0	5-8	4-8-12	2	9	3	0	1	0	33
Danielle Blagg (g)	4-12	1-7	2-3	1-2-3	3	11	1	1	0	2	29
Olivia Grayson (g)	5-13	0-3	4-4	3-2-5	4	14	3	5	0	1	34
Tyria Snow (g)	4-12	1-4	2-6	0-3-3	2	11	2	0	0	3	31
Katye Magee	0-0	0-0	0-0	0-0-0	0	0	0	0	0	1	3
Adesuwa Ebomwonyi	5-7	1-2	0-0	1-1-2	3	11	0	1	0	1	24
Tiffany Dale	0-2	0-0	0-2	1-2-3	2	0	0	1	0	2	16
Jamie Kaplan	2-5	1-2	2-2	0-0-0	0	7	3	2	0	1	15
Team				1-2-3							
Totals.....	23-58	4-18	15-25	13-21-34	20	65	13	10	1	11	200

FG% 1st Half: 12-28 • 42.9% 2nd Half: 11-30 • 36.7% Game: 23-58 • 39.7%
 3-PT% 1st Half: 3-8 • 37.5% 2nd Half: 1-10 • 10.0% Game: 4-18 • 22.2%
 FT% 1st Half: 7-10 • 70.0% 2nd Half: 8-15 • 53.3% Game: 15-25 • 60.0%

HOME: UTEP (29-3)

Player	FG-A	3-A	FT-A	O-D-R	PF	TP	A	TO	B	S	MIN
Kayla Thornton (f)	5-11	3-6	1-2	2-7-9	2	14	0	2	0	0	30
Anete Steinberga (f)	1-3	0-0	1-1	0-1-1	0	3	0	0	1	0	10
Erika Warren (f)	4-8	0-2	4-4	2-1-3	2	12	4	1	0	0	31
Kim Smith (g)	0-3	0-1	3-4	2-1-3	3	3	4	2	0	1	18
Kelli Willingham (g)	2-6	1-3	0-2	0-1-1	3	5	3	0	0	0	26
Baiba Egliete	1-1	0-0	0-0	0-0-0	2	0	0	0	0	0	2
Gloria Brown	7-9	0-1	6-7	3-8-11	4	20	1	3	2	3	26
Kristine Vitola	1-4	0-1	0-0	0-3-3	2	2	0	0	1	0	19
Jenzel Nash	1-3	0-0	2-3	0-2-2	3	4	3	1	0	0	7
Chrishauna Parker	1-3	1-1	1-2	2-1-3	1	4	2	1	0	1	20
Melisa Mendes	0-3	0-1	0-0	0-0-0	0	0	0	3	0	1	11
Team				0-0-0							
Totals.....	23-54	5-16	18-25	11-25-36	20	69	17	13	4	6	200

FG% 1st Half: 11-31 • 35.5% 2nd Half: 12-23 • 52.2% Game: 23-54 • 42.6%
 3-PT% 1st Half: 2-9 • 22.2% 2nd Half: 3-7 • 42.9% Game: 5-16 • 31.3%
 FT% 1st Half: 4-5 • 80.0% 2nd Half: 14-20 • 70.0% Game: 18-25 • 72.0%

Officials: Kelly Johnson, Gina Cross, Brian Hall

Attendance: 704

Score by Periods	1st	2nd	Total
Tulane	34	31	65
UTEP	28	41	69

Wave Open WNIT With 68-61 Win

Benizio, Grayson post double-doubles vs Mississippi Valley

NEW ORLEANS—Danielle Blagg had a game-high 18 points and the Green Wave duo of Brett Benzio and Olivia Grayson both posted double-doubles as Tulane opened the 2012 WNIT with a 68-61 win over Mississippi Valley State at Fogelman Arena.

The Green Wave trailed 38-35 at the break and were down by four at 40-36 just over two minutes into the second half. From there, Tulane went on a 13-7 run over the next five minutes to take a 49-47 it would not relinquish.

Blagg was one of four Tulane players to finish in double figures while Grayson had 13 and Benzio and Tiffany Dale tallied 12 each. Benzio and Grayson completed their double-doubles with 10 rebounds apiece.

As a team, Tulane hit 43.1 percent of its shots from the field (25-of-58), including a .471 clip from beyond the 3-point arc (8-of-17). After allowing the Delta Devils to hit 16-of-34 field goals (.471) – including a .714 clip from 3-point land – over the first 20 minutes of play, the Green Wave defense held Mississippi Valley State to just eight buckets in the second half.

Tulane got off to a red-hot start, jumping out to a 17-5 lead 4:14 into the ballgame, but the Delta Devils outscored the Green Wave 33-18 the rest of the half to go into the locker room at the break on top by three.

Tulane reclaimed the lead on a Grayson jumper with 11:59 to play, but Valley answered with a Brittney Lakes bucket on the ensuing possession to go back up 44-43. A Benzio layup the next time down the floor to put the home team back on top only to see Lenise Stallings drain a 3-pointer to give the Delta Devils a 47-45 edge with 9:36 on the clock.

Dale tied things up at 47-all 30 seconds later, and her layup sparked a 12-0 Tulane run. The Green Wave led by as many as 11 at 62-51 courtesy of a Blagg trey with 4:35 to go and Mississippi Valley whittled the deficit down to as few as six three times down the stretch. The Green Wave's run midway through the final frame, however, proved to be the difference in the ballgame.

Tulane 68, Mississippi Valley State 61

3/15/12 in New Orleans, La. - Fogelman Arena

VISITORS: Mississippi Valley State (18-14)

Player	FG-A	3-A	FT-A	O-D-R	PF	TP	A	TO	B	S	MIN
De'Kisha Fondon (f)	6-11	3-7	0-0	1-3-4	3	15	1	1	1	4	31
Alla Franks (f)	5-9	1-1	1-2	0-1-1	3	12	1	1	0	0	23
Brittney Lakes (c)	3-9	1-1	0-0	2-2-4	0	7	0	4	1	3	24
Ka'Neshia Stallings (g)	4-13	0-1	4-5	4-5-9	2	12	6	2	0	1	37
Lenise Stallings (g)	3-7	2-3	0-0	0-1-1	0	8	1	1	0	1	23
Olivia Kennedy	1-5	1-4	0-0	0-1-1	0	3	2	0	0	0	11
Khristina Clemons	0-3	0-0	0-0	2-1-3	3	0	1	2	0	0	20
Davina Jefferson	1-5	0-1	0-0	1-2-3	0	2	2	1	0	1	15
A'Shanti Weathers	0-0	0-0	0-0	0-0-0	0	0	0	0	0	0	2
Aspen Clemons	0-0	0-0	0-0	0-2-2	2	0	1	2	0	1	8
Arivia Young	1-3	0-0	0-0	0-1-1	3	2	0	0	0	0	6
Team				4-1-5							
Totals.....	24-65	8-18	5-7	14-20-34	16	61	15	14	4	11	200

FG% 1st Half: 16-34 • 47.1% 2nd Half: 8-31 • 25.8% Game: 24-65 • 36.9%
 3-PT% 1st Half: 5-7 • 71.4% 2nd Half: 3-11 • 27.3% Game: 8-18 • 44.4%
 FT% 1st Half: 1-3 • 33.3% 2nd Half: 4-4 • 100.0% Game: 5-7 • 71.4%

HOME: Tulane (23-10)

Player	FG-A	3-A	FT-A	O-D-R	PF	TP	A	TO	B	S	MIN
Janique Kautsky (f)	1-2	1-2	0-0	1-5-6	2	3	3	1	0	0	23
Brett Benzio (c)	5-9	0-0	2-5	4-6-10	1	12	3	1	5	1	31
Danielle Blagg (g)	7-13	4-8	0-0	1-4-5	1	18	1	4	0	0	28
Olivia Grayson (g)	3-12	1-2	6-8	4-6-10	1	13	4	3	2	1	34
Tyria Snow (g)	3-7	1-1	0-0	1-4-5	0	7	1	3	0	1	24
Katye Magee	0-1	0-1	0-0	0-0-0	0	0	0	0	0	0	2
Adesuwa Ebomwonyi	0-2	0-0	0-0	1-2-3	0	0	0	0	0	0	9
Tiffany Dale	5-7	0-0	2-2	3-4-1	1	12	1	2	2	3	21
Jamie Kaplan	1-5	1-3	0-0	0-0-0	1	3	7	4	0	1	28
Team				0-0-0							
Totals.....	25-58	8-17	10-15	15-28-43	7	68	20	18	9	7	200

FG% 1st Half: 15-31 • 48.4% 2nd Half: 10-27 • 37.0% Game: 25-58 • 43.1%
 3-



Game Recaps/Class of 2012

Season Ends With Loss at Texas Tech

Ebomwonyi paces team with 19 points, 7 rebounds in WNIT

LUBBOCK, Texas—Adesuwa Ebomwonyi came off the bench to score a career-high 19 points, but it was not enough as Tulane dropped a 69-55 decision to Texas Tech in the second round of the WNIT at United Spirit Arena.

The Green Wave trailed by 11 at 39:28 with 16:24 left in regulation and used a 10-2 run over the next 3:54 to whittle the deficit down to three at 41:38. That, however, was as close as Tulane would get.

Texas Tech held a 44-32 edge in rebounding but the Green Wave outscored the Lady Raiders in the paint, 28-22, and held a 14-12 advantage in second-chance points. The difference came at the free throw line where Texas Tech toed the stripe 34 times with 21 makes - including a 9-of-12 showing over the final 2:15 to make the game look more lopsided than it actually was.

After allowing the Lady Raiders to connect on 46.2 percent of their shots in the first half (12-of-26), the Tulane defense held Texas Tech to a .385 clip after halftime (10-of-26). The Wave hit 19-of-60 field goals for the afternoon (.317) and were just 2-of-19 from beyond the 3-point arc (.105).

Tulane got off to a good start and scored seven of the game's first 12 points. Texas Tech, however, scored the next eight to take a 13-7 lead at the 13:54 mark and never looked back. The Lady Raiders' advantage swelled to as many as nine three times in the first half and Ebomwonyi scored the final points of the frame with a put-back jumper to make it 35-28 at the break.

Texas Tech scored the first four points of the second half, but Danielle Blagg sparked the Green Wave's rally with a jumper with 15:20 left to go. From there, Olivia Grayson nailed a 3-pointer, and following a jumper by the Lady Raiders' Shauntal Nobles, Ebomwonyi scored five straight points with a pair of baskets plus an and-one free throw to make it a three-point affair.

Following a Texas Tech timeout, Lady Raiders' guard Casey Morris drained a 3-from the right wing on the ensuing possession to stake her team to a 44-38 advantage and Tulane could get no closer than four the rest of the way.

Texas Tech 69, Tulane 55

3/18/12 in Lubbock, Texas - United Spirit Arena

VISITORS: Tulane (23-11)

Player	FG-A	3-A	FTA	O-D-R	PF	TP	A	TO	B	S	MIN
Janique Kautsky (f)	2-9	0-4	0-0	2-2-4	3	4	2	1	1	0	29
Brett Benzio (c)	2-3	0-0	0-0	2-4-6	3	4	1	0	1	0	23
Danielle Blagg (g)	2-12	0-6	3-3	1-2-3	1	7	0	0	0	0	30
Olivia Grayson (g)	2-15	2-7	0-0	1-3-4	4	6	3	2	0	3	35
Tyria Snow (g)	2-7	0-0	6-8	1-4-5	4	10	3	5	0	1	30
Katye Magee	1-2	0-1	0-0	0-0-0	1	2	0	0	0	0	10
Adesuwa Ebomwonyi	8-10	0-1	3-3	3-4-7	4	19	0	1	0	0	24
Tiffany Dale	0-0	0-0	0-0	0-0-0	0	0	0	0	0	0	1
Jamie Kaplan	0-2	0-0	3-4	0-0-0	3	3	2	3	0	0	18
Team	3-0-3			1							
Totals.....	19-60	2-19	15-18	13-19-32	23	55	11	13	2	4	200

FG% 1st Half: 9-30 • 30.0% 2nd Half: 10-30 • 33.3% Game: 19-60 • 31.7%
 3-PT% 1st Half: 1-12 • 8.3% 2nd Half: 1-7 • 14.3% Game: 2-19 • 10.5%
 FT% 1st Half: 9-9 • 100.0% 2nd Half: 6-9 • 66.7% Game: 15-18 • 83.3%

HOME: Texas Tech (21-13)

Player	FG-A	3-A	FTA	O-D-R	PF	TP	A	TO	B	S	MIN
Jordan Barncastle (f)	6-11	1-3	8-9	3-4-7	1	21	2	2	1	0	28
Shauntal Nobles (c)	3-5	0-0	0-1	4-3-7	3	6	0	3	0	2	20
Chynna Brown (g)	4-10	0-0	1-2	4-5-9	4	9	2	2	0	1	29
Casey Morris (g)	4-12	2-5	2-2	0-4-4	0	12	1	2	0	1	38
Monique Smalls (g)	1-3	0-1	5-8	0-6-6	1	7	3	1	1	2	40
Amber Battle	0-0	0-0	0-0	0-1-1	0	0	0	0	0	0	1
Kierra Mallard	2-5	0-0	0-2	2-1-3	1	4	1	2	1	1	15
Mary Bokenkamp	0-2	0-2	0-0	0-2-2	0	0	0	0	0	0	13
Kelsi Baker	2-4	1-2	5-10	3-2-5	3	10	3	1	0	0	15
Ebony Walker	0-0	0-0	0-0	0-0-0	0	0	0	0	0	0	1
Team	0-0-0			1							
Totals.....	22-52	4-13	21-34	16-28-44	13	69	12	14	3	7	200

FG% 1st Half: 12-26 • 46.2% 2nd Half: 10-26 • 38.5% Game: 22-52 • 42.3%
 3-PT% 1st Half: 3-7 • 42.9% 2nd Half: 1-6 • 16.7% Game: 4-13 • 30.8%
 FT% 1st Half: 8-13 • 61.5% 2nd Half: 13-21 • 61.9% Game: 21-34 • 61.8%

Officials: Chaney Muench, Laurie Porter, Esrael Silva

Attendance: 1548

Score by Periods	1st	2nd	Total
Tulane	28	27	55
Texas Tech	35	34	69



BRETT BENZIO

Center • 6-3 • 2012 Graduate • 4L

Palm City, Fla. • Jensen Beach HS

Benzio's Career Statistics

Year	GP-GS	Min/Avg	FG-FGA	Pct	3P-3PA	Pct	FT-FTA	Pct	Off-Def-Tot	Avg	Asst	To	Blk	Stl	Pts	Avg
2008-09	32-28	946/29.6	108-231	.468	0-0	.000	59-93	.634	82-214-296	9.3	45	52	47	32	275	8.6
2009-10	28-22	668/23.9	83-160	.519	0-0	.000	44-66	.667	66-134-200	7.1	31	43	34	13	210	7.5
2010-11	32-31	802/25.1	94-181	.519	0-0	.000	45-70	.643	81-155-236	7.4	28	44	75	21	233	7.3
2011-12	34-34	1004/29.5	133-251	.530	0-0	.000	55-107	.514	88-221-309	9.1	43	53	73	26	321	9.4
Career	126-105	3420/27.1	418-823	.508	0-0	.000	203-336	.604	317-724-1041	8.3	147	192	229	92	1039	8.2

- Team's lone senior named second-team All-Conference USA, second-team All-Louisiana and claimed a spot on the C-USA All-Defensive Team after starting all 34 games during the 2011-12 season

- Became just the second player in Tulane women's basketball history and the third overall in the Green Wave annals to score at least 1,000 points and pull down at least 1,000 rebounds while ranking first in program history in defensive rebounds (724), second in total rebounds (1041) and blocked shots (229), third in rebounds per game (8.3), blocks per game (1.8) and minutes played (3420), tied for third in games played (126), fifth in offensive rebounds (317) and games started (105), ninth in field goal percentage (.508), 12th in minutes per game (27.1), 16th in field goals made (418), 18th in free throw attempts (336), 23rd in points (1,039) and 24th in free throws made (203)

- Led the team in field goal percentage (.530), rebounds (309), rebounds per game (9.1) and blocked shots (73) while sitting second in points (321), points per game (9.4), field goals made (133), minutes played (1004) and minutes per game (29.5), third in free throws made (55), and fifth in assists (43) and steals (26)

- Her 2011-12 numbers stand among Tulane's single-season leaders, ranking first in defensive rebounds (221), tied for third in game started, fourth in total rebounds, sixth in blocked shots and blocks per game (2.1), tied for seventh in games played, 11th in rebounds per game, 15th in minutes played, tied for 16th in offensive rebounds (88), and 22nd in field goal percentage

- Paced Conference USA in field goal percentage while ranking second in blocks per game and defensive rebounds per game (6.5), fourth in total rebounds per game, tied for 11th in offensive rebounds per game (2.6), and 23rd in points per game

- Finished 30th nationally in blocks per game and 53rd in rebounds per game

- Tallied seven double-doubles, including a 21-point, 13-rebound effort against Hampton in the Tulane/DoubleTree Classic Championship game on Dec. 29

- Scored in double figures 13 times with a trio of 20-point efforts, including a career-high 22 vs SMU on Feb 5

- Posted double-digit rebounds 17 times, including a season-best 16 at Louisiana Tech on Dec. 2

- Had multiple-block outings in 18 games, including a season-best eight swats vs UTEP on Jan. 15

- Record five multiple-steal games, including a career-high five vs UTEP on Jan. 15

- Tallied 10 multiple-assist contests, including a season-high three vs Hampton on Dec. 29, vs UTEP on Jan. 15, vs UAB on Jan. 19, vs Rice on Feb. 16, vs UTEP in the C-USA title game on March 10 and vs Mississippi Valley State in the WNIT opener on March 15

- Played 30 or more minutes 18 times, including a season-long 40-minute effort vs LSU on Nov. 19

- Named to Tulane/DoubleTree Classic All-Tournament Team after averaging 14.5 points, 9.0 rebounds, 2.5 blocks 1.5 assists per game during the team's run to the title and College Sports Madness C-USA Player of the Week on Feb. 6 after averaging 15.0 points, 6.0 rebounds and 2.0 blocks per game while shooting 75.0 percent both from the field (12-of-16) and from the free throw line (6-of-8) during Tulane's 2-0 week, and C-USA Player of the Week on March 2 after tallying 21 points, 10 rebounds, four blocks, two assists and a steal in the regular-season finale

All-Time Record/Coaching Records



Year	W	L	Pct	W	L	Pct	Finish	Postseason	Head Coach
1975-76	4	9	.308	--	--	----	-----	-----	Karen Womack
1976-77	7	13	.350	--	--	----	-----	-----	Karen Womack
1977-78	12	10	.545	--	--	----	-----	-----	Karen Womack
1978-79	14	9	.609	--	--	----	-----	-----	Karen Womack
1979-80	16	11	.593	--	--	----	-----	-----	Karen Womack
1980-81	12	16	.429	--	--	----	-----	-----	Avie Bridges
1981-82	12	15	.444	--	--	----	-----	-----	Julia Yeater
1982-83	8	20	.286	--	--	----	-----	-----	Julia Yeater
1983-84	8	20	.286	3	7	.300	T6th Metro	-----	Julia Yeater
1984-85	6	22	.214	1	9	.100	8th Metro	-----	Julia Yeater
1985-86	16	12	.571	--	--	----	-----	-----	Joline Matsunami
1986-87	9	19	.321	--	--	----	-----	-----	Joline Matsunami
1987-88	15	13	.536	--	--	----	-----	-----	Joline Matsunami
1988-89	14	13	.519	--	--	----	-----	-----	Joline Matsunami
1989-90	6	22	.214	1	13	.071	8th Metro	-----	Candi Harvey
1990-91	6	22	.214	1	13	.071	8th Metro	-----	Candi Harvey
1991-92	9	19	.321	4	8	.333	T4th Metro	-----	Candi Harvey
1992-93	14	13	.581	6	6	.500	T4th Metro	-----	Candi Harvey
1993-94	17	14	.548	5	7	.417	5th Metro	NWIT*	Candi Harvey
1994-95	19	10	.655	9	3	.750	2nd Metro	NCAA (1st Round)	Lisa Stockton
1995-96	21	10	.677	9	5	.643	T2nd C-USA Red	NCAA (1st Round)	Lisa Stockton
1996-97	27	5	.844	12	2	.857	1st C-USA Red	NCAA (2nd Round)	Lisa Stockton
1997-98	21	7	.750	12	4	.750	2nd C-USA National	NCAA (1st Round)	Lisa Stockton
1998-99	24	6	.800	12	4	.750	1st C-USA National	NCAA (1st Round)	Lisa Stockton
1999-2000	27	5	.844	12	4	.750	1st C-USA National	NCAA (2nd Round)	Lisa Stockton
2000-01	22	10	.688	12	4	.750	1st C-USA National	NCAA (1st Round)	Lisa Stockton
2001-02	24	11	.686	8	6	.571	T3rd C-USA	NCAA (2nd Round)	Lisa Stockton
2002-03	19	10	.655	8	6	.571	T3rd C-USA	NCAA (1st Round)	Lisa Stockton
2003-04	10	18	.357	3	11	.214	T8th C-USA	-----	Lisa Stockton
2004-05	11	16	.407	3	11	.214	T9th C-USA	-----	Lisa Stockton
2005-06	15	12	.556	8	8	.500	T5th C-USA	-----	Lisa Stockton
2006-07	26	7	.788	13	3	.813	1st C-USA	WNIT (2nd Round)	Lisa Stockton
2007-08	16	14	.533	6	10	.375	T9th C-USA	-----	Lisa Stockton
2008-09	18	14	.563	9	7	.563	6th C-USA	-----	Lisa Stockton
2009-10	26	7	.788	12	4	.750	1st C-USA	NCAA (1st Round)	Lisa Stockton
2010-11	23	11	.676	9	7	.563	T4th C-USA	WNIT (2nd Round)	Lisa Stockton
2011-12	23	11	.676	9	7	.563	T3rd C-USA	WNIT (2nd Round)	Lisa Stockton
37 Seasons	577	476	.548	187	169	.525	4 Conference Titles	10 NCAAAs, 4 WNITs*	

CAREER COACHING RECORD

Coach	Years	Span	Won	Loss	Pct
Karen Womack	5	1975-80	53	52	.505
Avie Bridges	1	1980-81	12	16	.429
Julie Yeater	4	1981-85	34	77	.306
Joline Matsunami	5	1985-90	60	79	.432
Candi Harvey	4	1990-94	46	68	.404
Lisa Stockton	18	1994-Present	372	184	.669

MOST WINS

Coach	Years	Span	Won	Loss	Pct
Lisa Stockton	18	1994-Present	372	184	.669
Joline Matsunami	5	1985-90	60	79	.432
Karen Womack	5	1975-80	53	52	.505
Candi Harvey	4	1990-94	46	68	.404
Julie Yeater	4	1981-85	34	77	.306
Avie Bridges	1	1980-81	12	16	.429

BEST WINNING PERCENTAGE

Coach	Years	Span	Won	Loss	Pct
Lisa Stockton	18	1994-Present	372	184	.669
Karen Womack	5	1975-80	53	52	.505
Joline Matsunami	5	1985-90	60	79	.432
Candi Harvey	4	1990-94	46	68	.404
Avie Bridges	1	1980-81	12	16	.429
Julie Yeater	4	1981-85	34	77	.306

MOST WINS IN A SEASON

Coach	Season	Won	Loss	Pct
Lisa Stockton	1999-2000	27	5	.844
Lisa Stockton	1996-97	27	5	.844
Lisa Stockton	2006-07	26	7	.788
Lisa Stockton	1998-99	24	6	.800
Lisa Stockton	2001-02	24	11	.714



Postseason History

NCAA Tournament

1995 Mideast Regional

Friday, March 16 - Lubbock, Texas
(2) Texas Tech def. (15) Tulane • 87-72

1996 West Regional

Friday, March 15 - Boulder, Colo.
(3) Colorado def. (14) Tulane • 83-75

1997 East Regional

Saturday, March 15 - Washington, D.C.
(4) Tulane def. (13) Santa Barbara • 72-69
Monday, March 17 - Washington, D.C.
(5) George Washington def. Tulane • 81-67

1998 West Regional

Friday, March 13 - Iowa City, Iowa
(5) Kansas def. (12) Tulane • 72-68

1999 East Regional

Saturday, March 13 - Durham, N.C.
(11) St. Joseph's def. (6) Tulane • 83-72

2000 Mideast Regional

Saturday, March 18 - Lubbock, Texas
(6) Tulane def. (11) Vermont • 65-60
Monday, March 20 - Lubbock, Texas
(3) Texas Tech def. Tulane • 76-59

2001 Midwest Regional

Friday, March 16 - Ames, Iowa
(7) Florida State def. (10) Tulane • 72-70

2002 West Regional

Saturday, March 16 - Palo Alto, Calif.
(10) Tulane def. (7) Colorado State • 73-69
Monday, March 18 - Palo Alto, Calif.
(2) Stanford def. Tulane • 77-55

2003 West Regional

Saturday, March 22 - Palo Alto, Calif.
(6) Minnesota def. (11) Tulane • 68-48

2010 Sacramento Regional

Saturday, March 20 - Tempe, Ariz.
(5) Georgia def. (12) Tulane • 64-59

WNIT

1994

Thursday, March 24 - Amarillo, Texas
Tulane def. Louisiana-Monroe • 78-75
Saturday, March 25 - Amarillo, Texas
Arkansas State def. Tulane • 72-66
Sunday, March 26 - Amarillo, Texas
Pittsburgh def. Tulane • 71-66

2007

Wednesday, March 14 - Fogelman Arena
Tulane def. Jackson State • 76-43
Sunday, March 18 - Starkville, Miss.
Mississippi State def. Tulane • 79-73

2011

Thursday, March 17 - Fogelman Arena
Tulane def. Southern • 61-31
Monday, March 21 - Tulsa, Okla.
Oral Roberts def. Tulane • 92-86

2012

Thursday, March 15 - Fogelman Arena
Tulane def. Mississippi Valley State • 68-61
Sunday, March 19 - Lubbock, Texas
Texas Tech def. Tulane • 69-55

NCAA Tournament Box Scores

TEXAS TECH 87, TULANE 72 3/16/95 - 1st Round - Lubbock, Texas

#15 TULANE	Min	FG-A	3P-A	FT-A	O-D-TR	A	F	S	TO	B	P	PTS
33 Kim Bryant	19	3-8	0-0	0-0	2-2-4	1	5	0	2	0	6	
35 Mary Ann Marino	40	6-13	4-6	2-3	1-3-4	7	2	2	4	2	18	
54 Barbara Farris	33	7-11	0-0	3-6	5-2-7	0	2	0	2	0	17	
23 Christy Thomaskutty	40	7-17	7-16	2-2	0-3-3	2	2	2	1	0	23	
31 Kathy Young	21	1-7	0-1	0-0	3-0-3	1	2	1	3	0	2	
12 Roma Coleman	1	0-0	0-0	0-0	0-0-0	0	1	0	0	0	0	
21 Rodnelle Hadley	19	1-5	0-0	2-2	1-1-2	1	3	0	2	0	4	
24 Marion Williams	24	1-2	0-0	0-0	0-6-6	1	2	0	3	0	2	
55 Stephanie Simpson	3	0-0	0-0	0-0	0-0-0	0	0	0	0	0	0	
Totals	200	26-63	11-23	9-13	15-22-37	13	19	5	18	2	72	
Percentages		.413	.478	.692								

#2 TEXAS TECH	Min	FGM-A	3P-A	FT-A	O-D-TR	A	F	S	TO	B	P	PTS
34 Tabitha Truesdale	40	5-11	0-0	7-10	2-2-4	15	2	1	5	0	17	
50 Melinda White	20	3-8	0-0	1-2	3-2-5	2	0	1	2	0	7	
55 Michi Atkins	27	8-16	0-0	0-2	0-3-3	1	5	2	0	2	16	
15 Nikki Heath	40	5-6	0-0	1-2	3-4-7	5	0	4	0	0	11	
23 Noel Johnson	40	8-13	4-9	0-1	2-4-6	5	2	2	0	0	20	
24 Crystal Boles	5	0-0	0-0	0-0	0-0-0	0	1	0	0	0	0	
25 Connie Robinson	28	7-2	0-0	2-2	3-7-10	0	2	4	0	2	16	
Totals	200	36-66	4-9	11-19	14-25-39	28	12	14	8	4	87	
Percentages		.545	.444	.579								

COLORADO 83, TULANE 75 3/15/96 - 1st Round - Boulder, Colo.

#14 TULANE	Min	FGM-A	3P-A	FT-A	O-D-TR	A	F	S	TO	B	P	PTS
33 Kim Bryant	32	3-7	0-0	2-2	2-3-5	0	4	3	2	0	8	
35 Mary Ann Marino	30	8-19	2-7	1-1	2-2-4	2	3	0	2	0	19	
54 Barbara Farris	29	6-11	0-0	3-3	2-8-10	2	3	1	1	0	15	
11 Mary Lowry	29	5-10	1-4	2-4	2-2-4	7	4	1	3	0	13	
23 Christy Thomaskutty	37	6-10	5-9	0-0	0-1-1	2	4	2	0	0	17	
5 Lacey Vicknair	15	1-3	0-0	1-2	0-1-1	1	3	1	2	1	3	
13 Rodnelle Hadley	15	0-1	0-0	0-0	0-1-1	2	2	0	0	0	0	
24 Marion Williams	5	0-0	0-0	0-0	0-0-0	0	1	0	0	0	0	
32 Kristen Koch	8	0-3	0-3	0-0	2-1-3	2	3	0	1	0	0	
Totals	200	29-64	8-23	9-12	10-20-30	18	27	8	11	1	75	
Percentages		.453	.348	.750								

#3 COLORADO	Min	FGM-A	3P-A	FT-A	O-D-TR	A	F	S	TO	B	P	PTS
25 Lauri Weathers	16	2-4	0-0	0-1	0-1-1	1	1	0	1	0	4	
33 Shelly Garcia	15	0-2	0-1	0-2	3-3-6	1	1	0	2	0	0	
14 Aleksandra Slotar	2	0-0	0-0	0-0	0-1-1	0	0	0	0	0	0	
11 DeCelle Thomas	29	2-6	2-3	9-11	3-5-8	3	0	3	1	0	15	
21 LaShena Graham	22	2-7	0-2	0-0	0-3-3	2	0	1	2	0	4	
10 Amy Palmer	15	3-6	2-4	0-0	0-1-1	1	0	0	1	0	8	
22 Alexis Felts	3	0-1	0-1	0-0	0-0-0	0	0	0	0	0	0	
34 Jen Terry	18	2-2	0-0	5-7	2-2-4	2	3	1	0	0	9	
40 Michelle Hasheider	18	2-5	1-3	2-4	2-3-5	4	1	1	1	0	7	
44 Erin Scholz	32	8-9	0-0	3-9	3-5-8	3	3	3	1	1	19	
52 Raegan Scott	30	7-14	0-0	3-4	5-2-7	5	3	1	1	3	17	
Totals	200	28-56	5-14	22-38	18-26-44	22	15	8	10	4	83	
Percentages		.500	.357	.579								

TULANE 72, UC-SANTA BARBARA 69 3/15/97 - 1st Round - Washington, D.C.

#13 UCSB	Min	FGM-A	3P-A	FT-A	O-D-TR	A	F	S	TO	B	P	PTS
4 Kristi Rohr	24	4-4	0-0	3-4	0-0-0	1	4	0	4	0	11	
24 Michelle Duckworth	27	0-1	0-0	0-0	1-3-4	2	5	1	0	0	0	
23 Amy Smith	35	8-21	0-0	0-2	3-3-6	1	1	3	2	1	16	
5 Erin Alexander	37	7-20	6-10	6-6	2-5-7	3	2	5	3	0	26	
25 Stacy Cline-Smith	35	3-9	1-5	3-6	0-4-4	2	2	3	4	0	10	
3 Carmel Lamson	4	0-0	0-0	0-0	0-0-0	0	2	0	0	0	0	
20 Rachel Mahar	16	1-2	0-0	0-0	0-1-1	0	2	0	1	1	2	
21 Tawnee Cooper	6	0-1	0-0	0-0	0-1-0	0	0	0	1	0	0	
22 Shelia Frail	5	0-0	0-0	0-0	0-1-1	0	1	0	0	1	0	
33 Stephanie Shadwell	11	2-5	0-0	0-0	3-0-3	0	0	1	0	0	4	
Totals	200	25-63	7-15	12-18	11-21-32	10	18	13	16	2	69	
Percentages		.397	.467	.667								

#4 TULANE	Min	FGM-A	3P-A	FT-A	O-D-TR	A	F	S	TO	B	P	PTS
5 Lacey Vicknair	9	0-0	0-0	0-0	0-1-1	1	4	0	2	1	0	
35 Mary Ann Marino	32	4-13	2-5	4-4	1-3-4	6	0	0	3	0	14	
54 Barbara Farris	32	7-10	0-0	2-4	2-5-7	1	1	0	0	0	16	
11 Mary Lowry	30	7-11	1-2	5-5	0-9-9	3	0	6	0	0	20	
21 Rodnelle Hadley	26	1-2	0-0	1-3	1-3-4	3	4	1	4	0	3	
4 Grace Daley	14	3-9	1-2	0-0	1-1-2	0	2	2	4	0	7	
13 Kelly Scanlon	18	0-1	0-0	0-0	0-1-1	1	1	0	3	0	0	
22 Fabrecia Roberson	3	0-0	0-0	0-0	0-0-0	0	1	0	0	0	0	
24 Marion Williams	35	0-0	0-0	2-3	2-5-7	0	4	2	2	1	12	
32 Kristen Koch	1	0-0	0-0	0-0	0-0-0	0	0	0	0	0	0	
Totals	200	27-51	4-9	14-19	8-31-39	15	20	5	24	2	72	
Percentages		.529	.444	.737								

GEORGE WASHINGTON 81, TULANE 67 3/17/97 - 2nd Round - Washington, D.C.

#4 TULANE	Min	FGM-A	3P-A	FT-A	O-D-TR	A	F	S	TO	B	P	PTS
5 Lacey Vicknair	17	1-2	0-0	3-4	1-0-1	0	2	1	3	0	5	
35 Mary Ann Marino	23	4-9	0-2	2-2	3-1-4	4	0	1	0	0	10	
54 Barbara Farris	32	4-7	0-0	4-6	0-5-5	0	1	2	3	1	12	
11 Mary Lowry	33	2-8	0-1	5-6	2-0-2	3	5	1	10	0	9	
13 Kelly Scanlon	20	1-2	1-1	0-0	0-0-0	0	1	0	1	0	3	
4 Grace Daley	24	4-10	1-4	0-2	2-2-4	0	4	4	3	0	9	
21 Rodnelle Hadley	21	1-2	0-0	4-6	0-1-1	4	4	2	2	0	6	
22 Fabrecia Roberson	2	0-0	0-0	0-0	1-0-1	0	0	0	1	0	0	
24 Marion Williams	28	6-7	0-0	1-2	0-3-3	0	3	1	1	1	13	
Totals	200	23-47	2-8	19-28	11-16-27	11	20	12	24	2	67	
Percentages		.489	.250	.679								

#5 GEORGE WASHINGTON	Min	FGM-A	3P-A	FT-A	O-D-TR	A	F	S	TO	B	P	PTS
35 Lisa Cernalignano	31	5-8	5-8	0-0	0-2-2	4	4	3	1	0	15	
51 Noelia Gomez	38	10-17	0-1	0-1	5-2-7	4	4	0	4	0	20	
40 Tajama Abraham	34	10-18	0-0	1-3	2-8-10	0	3	1	2	2	21	
15 Chasity Myers	35	4-7	1-2	1-3	1-3-4	5	3	1	3	1	10	
21 Colleen McCrea	29	0-1	0-1	0-0	0-5-5	7	5	2	7	1	0	
12 Marlo Eggleston	21	1-2	1-1	8-8	0-0-0	3	3	1	4	0	11	
14 Tami McGlynn	2	0-0	0-0	0-0	0-0-0	0	0	0	0	0	0	
50 Khadija Deas	9	2-2	0-0	0-0	1-0-1	0	2	0	0	0	4	
55 Dee Brown	1	0-0	0-0	0-0	0-0-0	0	0	0	0	0	0	
Totals	200	32-55	7-13	10-15	11-21-32	23	24	8	23	8	81	
Percentages		.582	.538	.667								

KANSAS 72, TULANE 68 3/13/98 - 1st Round - Iowa City, Iowa

#12 TULANE	Min	FGM-A	3P-A	FT-A	O-D-TR	A	F	S	TO	B	P	PTS
5 Lacey Vicknair	26	1-4	0-1	0-0	0-7-7	2	5	0	2	0	2	2
21 Rodney Hadley	35	1-5	1-2	0-0	1-1-2	6	2	2	0	2	0	2
54 Barbara Farris	36	7-9	0-0	7-11	3-2-5	1	1	1	3	0	21	
4 Grace Daley	35	10-19	3-7	3-6	4-1-5	3	4	4	6	3	26	
13 Kelly Scanlon	22	1-3	0-2	2-2	2-1-3	2	2	1	1	0	4	
22 Fabrecia Roberson	2	0-1	0-0	0-0	0-0-0	0	0	0	0	0	0	
24 Marion Williams	16	2-4	0-0	1-3	1-1-2	0	1	1	2	0	5	
31 Kiki Cizmzar	20	2-5	1-2	0-0	0-2-2	2	4	1	2	0	5	
32 Kristen Koch	8	0-3	0-0	2-2	0-1-1	0	1	0	1	0	2	
Totals	200	25-53	5-14	15-24	16-18-34	17	20	10	20	0	68	
Percentages		407	357	625								

Postseason History



TULANE 65, VERMONT 60 3/18/00 - 1st Round - Lubbock, Texas

#11 VERMONT	Min	FGM-A	3P-A	FT-A	O-D-TR	A	F	S	T	B	PTS
20 Karalyn Church	39	12-19	1-1	1-2	4-10-14	3	2	2	3	0	26
10 Dawn Cressman	36	3-9	1-6	0-1	0-7-7	3	3	1	3	0	7
11 Libby Smith	34	2-9	1-3	0-0	0-1-1	6	4	0	5	0	5
14 Christine Lauzon	33	2-5	1-4	1-3	0-2-2	0	4	1	3	0	6
33 Morgan Hall	25	2-9	1-3	3-4	3-1-4	3	3	1	3	1	8
3 Jen MacAulay	3	0-0	0-0	0-0	0-0-0	0	0	0	0	0	0
5 Therae LaRocque	1	0-0	0-0	0-0	0-0-0	0	0	0	0	0	0
21 Rachel Bryan	10	2-2	0-0	0-0	0-0-0	0	4	0	0	0	4
22 Amy Mulligan	9	2-3	0-0	0-0	2-2-4	0	4	0	2	0	4
0 Heather Burroughs	10	2-2	0-1	0-0	0-1-1	0	1	0	0	0	0
Totals	200	25-58	5-18	5-10	9-24-33	15	25	5	20	1	60
Percentages:		.431	.278	.500							

#6 TULANE	Min	FGM-A	3P-A	FT-A	O-D-TR	A	F	S	T	B	PTS
33 Janell Burse	32	3-7	0-0	1-4	4-5-9	0	4	1	3	0	7
22 Fabreca Robertson	34	2-9	0-0	0-0	2-4-6	0	2	3	1	0	4
4 Grace Daley	38	10-19	2-6	8-9	2-4-6	3	2	3	6	0	30
11 Sarah Goree	32	5-12	2-6	3-5	0-5-5	1	2	2	3	0	15
44 Taryn Turnbull	25	0-1	0-0	4-6	1-3-4	3	2	1	2	0	4
13 Kelly Scanlon	21	1-4	0-3	0-0	0-1-1	1	2	0	0	0	2
14 Jessica Carroll	2	0-0	0-0	0-0	0-0-0	0	0	0	0	0	0
31 Kiki Cizmaz	3	0-1	0-0	0-0	0-1-1	0	1	0	0	0	0
34 Britt Themann	13	1-2	1-2	0-0	0-1-1	0	2	0	0	1	3
Totals	200	22-55	5-17	16-24	9-24-33	8	17	10	16	1	65
Percentages:		.400	.294	.667							

TEXAS TECH 76, TULANE 59 3/20/00 - 2nd Round - Lubbock, Texas

#6 TULANE	Min	FGM-A	3P-A	FT-A	O-D-TR	A	F	S	T	B	PTS
33 Janell Burse	23	1-4	0-0	0-0	1-6-7	1	4	3	2	2	2
22 Fabreca Robertson	31	3-10	0-0	6-8	0-6-6	1	1	1	3	0	12
4 Grace Daley	38	8-13	0-1	8-8	2-4-6	3	2	1	8	0	24
11 Sarah Goree	33	3-6	2-3	0-0	0-4-4	2	4	0	7	0	8
44 Taryn Turnbull	20	1-1	1-1	2-2	0-0-0	0	2	1	4	0	5
13 Kelly Scanlon	26	0-1	0-1	2-2	0-1-1	1	1	1	1	0	2
14 Jessica Carroll	4	0-1	0-0	0-0	0-0-0	0	0	0	0	0	0
24 La'Shanna Norris	4	0-0	0-0	0-0	0-0-0	0	1	0	0	0	0
34 Britt Themann	21	2-5	2-3	0-0	2-0-2	0	3	1	2	0	6
Totals	200	18-41	5-9	18-20	5-18-26	8	18	8	27	2	59
Percentages:		.439	.556	.900							

#3 TEXAS TECH	Min	FGM-A	3P-A	FT-A	O-D-TR	A	F	S	T	B	PTS
54 Planetette Piersen	30	7-14	0-0	5-6	3-3-6	2	2	1	1	0	19
15 Aleah Johnson	31	6-16	0-0	0-1	1-1-2	3	4	1	3	0	12
25 Keitha Dickerson	40	4-10	1-1	0-0	3-8-11	6	4	0	6	2	9
3 Melinda Pharies	39	1-6	1-4	4-6	3-1-4	6	4	0	2	0	7
24 Katrisha O'Neal	39	5-13	0-0	2-2	3-2-5	7	3	4	4	0	12
1 Courtney Plaster	1	0-0	0-0	0-0	0-0-0	0	0	0	0	0	0
32 Amber Tarr	10	2-2	1-1	0-0	1-0-1	1	0	0	1	0	5
34 Tanisha Ellison	10	5-8	0-0	2-4	3-1-4	0	0	2	1	1	12
Totals	200	30-69	3-6	13-19	17-16-33	25	17	14	14	1	76
Percentages:		.431	.278	.500							

FLORIDA STATE 72, TULANE 70 3/16/01 - 1st Round - Ames, Iowa

#10 TULANE	Min	FGM-A	3P-A	FT-A	O-D-TR	A	F	S	T	B	PTS
11 Sarah Goree	36	6-12	2-3	5-6	1-1-2	4	4	1	2	0	17
13 Kelly Scanlon	22	1-5	1-3	0-0	2-2-4	4	0	1	3	0	3
33 Janell Burse	27	8-13	0-0	6-8	4-2-6	0	3	2	1	2	22
44 Taryn Turnbull	21	1-4	0-0	2-2	2-3-5	2	3	1	0	0	4
45 Gwen Slaughter	34	4-10	0-0	3-4	1-2-3	2	2	0	2	1	11
12 Kelly Nadeau	3	0-1	0-0	0-0	0-0-0	0	0	0	0	0	0
14 Jessica Carroll	1	0-0	0-0	0-0	0-0-0	0	0	0	0	0	0
15 Tiffany Wilson	9	1-3	0-0	0-0	0-4-4	1	2	0	2	0	2
31 Teana McKiver	29	2-5	0-0	1-3	1-3-4	1	2	3	2	4	5
34 Britt Themann	18	2-6	2-4	0-0	0-1-1	2	0	1	1	0	6
Totals	200	25-59	5-11	15-22	11-21-31	18	15	9	14	6	70
Percentages:		.424	.455	.682							

#7 FLORIDA STATE	Min	FGM-A	3P-A	FT-A	O-D-TR	A	F	S	T	B	PTS
10 Lakesha Springle	27	1-1	0-0	0-0	1-4-5	4	2	3	4	0	2
12 April Traylor	34	11-17	5-7	3-5	2-3-5	2	3	1	5	0	30
13 Levys Torres	20	3-6	0-0	2-2	3-4-9	0	4	0	2	0	8
20 Katelyn Vujas	34	7-12	0-0	2-2	3-6-9	6	2	0	1	1	14
21 Brooke Wyckoff	29	2-10	1-5	0-0	1-4-5	0	2	0	3	2	5
3 Shiniikki Whiting	24	4-12	0-4	0-0	1-4-5	4	3	2	2	0	8
4 Petra Holman	13	1-1	0-0	0-0	1-0-1	2	1	1	1	0	2
25 Lako Brown	8	0-1	0-0	0-0	1-4-5	0	1	0	0	0	0
32 Molly Beal	11	1-3	1-3	0-0	0-0-0	2	0	0	0	0	3
Totals	200	30-63	7-19	5-7	14-29-43	20	18	7	18	3	72
Percentages:		.475	.368	.714							

TULANE 73, COLORADO STATE 69 3/16/02 - 1st Round - Palo Alto, Calif.

#10 TULANE	Min	FGM-A	3P-A	FT-A	O-D-TR	A	F	S	T	B	PTS
15 Tiffany Wilson	23	3-4	0-0	0-0	0-1-1	1	5	3	0	0	6
45 Gwen Slaughter	26	6-10	0-0	3-10	4-10-14	1	3	0	4	2	15
31 Teana McKiver	29	4-10	0-0	3-6	4-4-8	0	4	0	3	1	11
11 Sarah Goree	34	4-11	0-2	3-5	1-2-3	6	2	1	3	0	11
12 Kelly Nadeau	24	3-6	2-4	2-2	0-3-3	6	1	1	5	0	10
00 Keisha Lyman	11	2-2	0-0	1-2	0-1-1	1	0	0	0	0	5
14 Jessica Carroll	1	0-0	0-0	0-0	0-0-0	0	0	0	0	0	0
20 Delacey Joseph	7	0-3	0-1	0-0	0-2-2	2	0	0	1	0	0
21 Kinya Lennix	14	0-2	0-0	1-2	0-1-1	1	0	0	0	0	1
32 Lakeitha Hampton	3	0-2	0-0	0-0	1-1-2	0	1	0	0	0	0
34 Britt Themann	28	5-7	3-5	1-2	1-3-4	0	0	1	1	0	14
Totals	200	24-57	5-12	14-29	39	18	16	6	17	3	73
Percentages:		.474	.417	.483							

#7 COLORADO STATE	Min	FGM-A	3P-A	FT-A	O-D-TR	A	F	S	T	B	PTS
00 Ashley Augspurger	24	3-11	1-6	3-4	2-5-7	1	4	1	2	1	10
22 Katie Borton	32	2-10	1-4	1-1	0-2-2	2	5	4	3	0	6
50 Shannon Strecker	19	0-1	0-1	2-2	1-2-3	0	2	0	1	0	2
11 Jasal Ferrucho	18	2-5	1-1	1-2	0-1-1	0	4	3	3	0	6
14 Angel Gorton	28	4-11	1-1	7-7	1-3-4	3	4	1	4	1	16
3 Ashley Venekamp	19	2-8	1-4	0-0	1-3-4	3	4	0	1	0	5
23 Lisa Narkiewicz	16	3-6	1-1	1-5	2-0-2	1	0	0	1	0	8
24 Jackie Campbell	23	3-9	0-3	1-2	1-0-1	1	0	0	0	0	7
33 Joy Jenkins	21	3-4	3-4	0-0	0-4-4	2	2	1	0	0	9
Totals	200	22-65	9-25	16-23	8-20-28	13	25	10	14	2	69
Percentages:		.338	.360	.696							

STANFORD 77, TULANE 55 3/18/02 - 2nd Round - Palo Alto, Calif.

#10 TULANE	Min	FGM-A	3P-A	FT-A	O-D-TR	A	F	S	T	B	PTS
15 Tiffany Wilson	28	2-11	0-0	0-0	3-4-7	2	2	2	0	0	4
45 Gwen Slaughter	23	1-5	0-0	0-4	2-3-5	1	1	1	0	0	2
31 Teana McKiver	29	7-12	0-0	2-4	5-4-9	1	1	1	3	3	16
11 Sarah Goree	32	6-17	2-8	0-0	0-5-5	3	3	1	0	0	14
12 Kelly Nadeau	21	1-2	0-0	0-0	0-0-0	1	1	1	0	0	2
00 Keisha Lyman	21	2-4	0-0	5-6	2-1-3	0	3	1	1	1	9
14 Jessica Carroll	2	0-1	0-1	0-0	1-0-1	0	0	0	0	0	0
20 Delacey Joseph	3	0-1	0-0	0-0	0-1-1	0	0	0	1	0	0
21 Kinya Lennix	4	0-3	0-0	0-0	0-1-1	0	0	0	0	0	0
23 Salome Hector	10	0-1	0-0	0-0	0-0-0	0	1	0	2	0	0
24 Tymeke Moore	2	0-1	0-0	0-0	0-0-0	0	0	0	0	0	0
32 Lakeitha Hampton	5	0-1	0-0	3-4	1-1-2	0	0	0	0	0	3
34 Britt Themann	20	2-9	1-6	0-0	0-1-1	0	0	0	1	0	5
Totals	200	21-68	3-15	10-18	15-25-40	8	13	7	10	4	55
Percentages:		.309	.200	.556							

#2 STANFORD	Min	FGM-A	3P-A	FT-A	O-D-TR	A	F	S	T	B	PTS
25 Lindsey Yamasaki	28	10-20	3-9	1-3	0-2-2	3	1	1	2	2	24
34 T'Nae Thiel	31	1-4	0-1	3-4	4-6-10	3	3	0	1	0	5
41 Bethany Donaphin	29	10-11	0-0	1-2	3-5-8	1	3	0	0	1	21
05 Kelley Suminski	26	2-4	1-2	1-2	0-2-2	3	0	0	1	0	6
14 Nicole Powell	37	7-12	2-6	0-0	2-8-10	10	2	4	4	0	16
10 Becky Bonner	2	0-1	0-1	0-0	0-0-0	0	1	0	0	0	0
22 Enjoli Izidor	6	0-1	0-0	0-0	1-2-3	0	2	0	2	1	0
32 Katie Denny	2	0-0	0-0	0-0	0-1-1	0	0	0	0	0	0
33 S. Kimyacioglu	15	0-2	0-2	0-0	0-0-0	3	0	2	1	0	0
42 Lauren St. Clair	8	1-4	1-3	0-0	0-0-0	1	0	0	1	0	3
44 Azella Perryman	8	1-3	0-0	0-0	0-4-4	0	2	0	0	0	2
51 Cori Enghusen	8	0-1	0-0	0-0	0-5-5	0	1	0	2	2	0
Totals	200	32-63	7-24	6-11	11-37-48	24	15	7	14	6	77
Percentages		50.8	29.2	54.5							



C-USA Tournament Results

Conference USA Tournament Results

Year	Date	Tulane Seed	Round	Opp Seed	Opponent	Result/Score	Location (Arena)
1996.....	March 1	5	Quarterfinals.....	at 4	UAB.....	W, 72-53.....	Birmingham, Ala. (UAB Arena)
1996.....	March 2	5	Semifinals.....	vs 1	DePaul.....	L, 73-85.....	Birmingham, Ala. (UAB Arena)
1997.....	March 1	2	Quarterfinals.....	vs 10	Saint Louis.....	W, 75-57.....	Chicago, Ill. (Alumni Hall)
1997.....	March 2	2	Semifinals.....	vs 3	Louisville.....	W, 76-74.....	Chicago, Ill. (Alumni Hall)
1997.....	March 3	2	Finals.....	vs 4	Marquette.....	W, 76-53.....	Chicago, Ill. (Alumni Hall)
1998.....	Feb. 28	4	Quarterfinals.....	vs 5	Cincinnati.....	L, 62-77.....	Louisville, Ky. (Louisville Gardens)
1999.....	Feb. 27	3	Quarterfinals.....	vs 11	Charlotte.....	W, 69-60.....	New Orleans (Fogelman Arena)
1999.....	Feb. 28	3	Semifinals.....	vs 2	Louisville.....	W, 87-74.....	New Orleans (Fogelman Arena)
1999.....	March 1	3	Finals.....	vs 1	Cincinnati.....	W, 58-44.....	New Orleans (Fogelman Arena)
2000.....	March 4	2	Quarterfinals.....	vs 7	Cincinnati.....	W, 91-78.....	Louisville, Ky. (Freedom Hall)
2000.....	March 5	2	Semifinals.....	vs 11	Charlotte.....	W, 79-75.....	Louisville, Ky. (Freedom Hall)
2000.....	March 6	2	Finals.....	vs 8	UAB.....	W, 73-70.....	Louisville, Ky. (Freedom Hall)
2001.....	March 3	2	Quarterfinals.....	at 7	Marquette.....	W, 59-58.....	Milwaukee, Wisc. (U.S. Cellular Arena)
2001.....	March 4	2	Semifinals.....	vs 3	Houston.....	W, 78-74.....	Milwaukee, Wisc. (U.S. Cellular Arena)
2001.....	March 5	2	Finals.....	vs 5	Cincinnati.....	W, 63-50.....	Milwaukee, Wisc. (U.S. Cellular Arena)
2002.....	March 1	5	First.....	vs 12	UAB.....	W, 62-35.....	Chicago, Ill. (DePaul Athletic Center)
2002.....	March 2	5	Quarterfinals.....	at 4	DePaul.....	W, 88-83.....	Chicago, Ill. (DePaul Athletic Center)
2002.....	March 3	5	Semifinals.....	vs 1	TCU.....	W, 80-76 (ot).....	Chicago, Ill. (DePaul Athletic Center)
2002.....	March 4	5	Finals.....	vs 3	Cincinnati.....	L, 56-68.....	Chicago, Ill. (DePaul Athletic Center)
2003.....	March 7	4	Quarterfinals.....	vs 5	TCU.....	L, 65-78.....	Memphis, Tenn. (The Pyramid)
2004.....	March 3	12	First.....	vs 5	Marquette.....	L, 44-61.....	Fort Worth, Texas (Daneel-Meyer Coliseum)
2006.....	March 2	6	First.....	vs 11	UCF.....	W, 69-52.....	Dallas, Texas (Moody Coliseum)
2006.....	March 3	6	Quarterfinals.....	at 3	SMU.....	L, 84-86 (3ot).....	Dallas, Texas (Moody Coliseum)
2007.....	March 2	1	Quarterfinals.....	vs 9	Houston.....	W, 62-55.....	Tulsa, Okla. (Reynolds Center)
2007.....	March 3	1	Semifinals.....	vs 4	Rice.....	L, 52-64.....	Tulsa, Okla. (Reynolds Center)
2008.....	March 6	11	First Round.....	vs 6	Marshall.....	L, 58-65.....	Orlando, Fla. (New UCF Arena)
2009.....	March 5	6	First Round.....	vs 11	Tulsa.....	W, 49-44.....	New Orleans (Fogelman Arena)
2009.....	March 6	6	Quarterfinals.....	vs 3	Southern Miss.....	L, 55-72.....	New Orleans (Fogelman Arena)
2010.....	March 9	1	Quarterfinals.....	vs 8	UCF.....	W, 63-62.....	Tulsa, Okla. (Reynolds Center)
2010.....	March 10	1	Semifinals.....	vs 5	East Carolina.....	W, 73-64.....	Tulsa, Okla. (Reynolds Center)
2010.....	March 12	1	Finals.....	vs 6	UAB.....	W, 62-54.....	Tulsa, Okla. (Reynolds Center)
2011.....	March 10	4	Quarterfinals.....	vs 5	East Carolina.....	W, 83-72.....	El Paso, Texas (Memorial Gym)
2011.....	March 11	4	Semifinals.....	vs 1	Houston.....	W, 70-60.....	El Paso, Texas (Don Haskins Center)
2011.....	March 12	4	Finals.....	vs 2	UCF.....	L, 73-85.....	El Paso, Texas (Don Haskins Center)
2012.....	March 8	3	Quarterfinals.....	vs 11	East Carolina.....	W, 67-51.....	Memphis, Tenn. (Elma Roane Fieldhouse)
2012.....	March 9	3	Semifinals.....	at 2	Memphis.....	W, 63-44.....	Memphis, Tenn. (FedEx Forum)
2012.....	March 10	3	Finals.....	vs 1	UTEP.....	L, 65-69.....	Memphis, Tenn. (FedEx Forum)

C-USA Tournament Breakdown

BY YEAR

Year	Seed	Rec.	Highest Round
1996.....	5	1-1	Semifinals
1997.....	2	3-0	Champions
1998.....	4	0-1	Quarterfinals
1999.....	3	3-0	Champions
2000.....	2	3-0	Champions
2001.....	2	3-0	Champions
2002.....	5	3-1	Runners-Up
2003.....	4	0-1	Quarterfinals
2004.....	12	0-1	First Round
2005.....	N/A	0-0	N/A
2006.....	6	1-1	Quarterfinals
2007.....	1	1-1	Semifinals
2008.....	11	0-1	First Round
2009.....	6	1-1	Quarterfinals
2010.....	1	3-0	Champions
2011.....	4	2-1	Runners-Up
2012.....	3	2-1	Runners-Up

BY ROUND

Round	Record
First Round.....	4-2
Quarterfinals.....	10-4
Semifinals.....	8-2
Finals.....	5-3
with bye.....	21-6
without bye.....	5-5

BY LOCATION

City	Record
Birmingham, Ala.	1-1
Chicago, Ill.	6-1
Dallas, Texas	1-1
El Paso, Texas	2-1
Fort Worth, Texas	0-1
Louisville, Ky.	3-1
Memphis, Tenn.	2-2
Milwaukee, Wisc.	3-0
New Orleans, La.	4-1
Orlando, Fla.	0-1
Tulsa, Okla.	4-1

BY OPPONENT

Opponent	Record
Charlotte.....	2-0
Cincinnati.....	3-2
DePaul.....	1-1
East Carolina.....	3-0
Houston.....	3-0
Marshall.....	0-1
Louisville.....	2-0
Marquette.....	2-1
Memphis.....	1-0
Rice.....	0-1
Saint Louis.....	1-0
SMU.....	0-1
Southern Miss.....	0-1
TCU.....	1-1
Tulsa.....	1-0
UAB.....	4-0
UTEP.....	0-1
UCF.....	2-1
Current C-USA.....	14-6
Former C-USA.....	12-5

BY SEED

Opponent Seed	Record
1 Seed.....	3-2
2 Seed.....	2-1
3 Seed.....	3-3
4 Seed.....	2-1
5 Seed.....	3-3
6 Seed.....	1-1
7 Seed.....	2-0
8 Seed.....	2-0
9 Seed.....	1-0
10 Seed.....	1-0
11 Seed.....	5-0
12 Seed.....	1-0
Higher Seed.....	7-9
Lower Seed.....	19-2

Other Tournaments

LIAIAW STATE TOURNAMENT

1976.....	March 4.....	Louisiana-Monroe (1).....	L, 54-65
1976.....	March 5.....	Nicholls State (1).....	L, 44-49
1977.....	Feb. 22.....	at Louisiana Tech (2).....	L, 52-99
1977.....	Feb. 23.....	vs Louisiana-Lafayette (2).....	W, 59-55
1977.....	Feb. 24.....	vs Southern (2).....	L, 50-96
1978.....	Feb. 23.....	vs Xavier (3).....	L, 69-76
1978.....	Feb. 24.....	vs Louisiana-Lafayette (3).....	L, 41-65
1979.....	Feb. 22.....	at Louisiana-Monroe (4).....	L, 57-68
1979.....	Feb. 23.....	vs Northwestern State(4).....	L, 61-66
1980.....	Feb. 21.....	vs McNeese State (2).....	L, 52-75
1981.....	Feb. 26.....	vs Louisiana-Monroe (5).....	W, 80-59
1981.....	Feb. 27.....	vs Southern (5).....	L, 56-60

(1) New Orleans (2) Ruston, La. (3) Baton Rouge
(4) Monroe, La. (5) Hammond, La.

SWAIAW REGIONAL TOURNAMENT

1979.....	March 7.....	vs Houston.....	L, 57-65
-----------	--------------	-----------------	----------

METRO CONFERENCE TOURNAMENT

1980.....	Dec. 17.....	vs Cincinnati (1).....	W, 65-56
1980.....	Dec. 18.....	vs Memphis State (1).....	L, 75-62
1980.....	Dec. 19.....	at Florida State (1).....	W, 95-74
1981.....	Feb. 5.....	vs Florida State (2).....	W, 70-60
1981.....	Feb. 6.....	vs Memphis (2).....	L, 81-88
1981.....	Feb. 7.....	vs Cincinnati (2).....	L, 73-90
1982.....	Feb. 25.....	vs Virginia Tech (3).....	L, 52-62
1983.....	Mar. 6.....	vs Cincinnati (4).....	L, 58-82
1984.....	Mar. 3.....	vs South Carolina (5).....	L, 64-74
1985.....	Mar. 2.....	vs South Carolina (6).....	L, 66-76
1990.....	Mar. 8.....	vs South Carolina (5).....	L, 62-71
1991.....	Mar. 4.....	vs South Carolina (4).....	L, 44-80
1992.....	Mar. 11.....	vs VCU (4).....	L, 58-73
1993.....	Mar. 10.....	vs Charlotte (4).....	L, 44-69
1994.....	Mar. 8.....	vs South Florida (7).....	W, 76-70
1994.....	Mar. 9.....	vs Southern Miss (7).....	L, 69-72
1995.....	Mar. 8.....	vs South Florida (4).....	W, 67-62
1995.....	Mar. 9.....	at Louisville (4).....	L, 65-70 (ot)

(1) Tallahassee, Fla. (2) New Orleans (Fogelman Arena)
(3) Memphis, Tenn. (4) Louisville, Ky. (5) Cincinnati, Ohio
(6) Hattiesburg, Miss. (7) Biloxi, Miss.

Tulane/DoubleTree Classic



1996: Tulane

MVP: Barbara Farris (Tulane)

Dec 28 First Colorado State 77, Rhode Island 60
 Dec 28 First Tulane 89, UNC Greensboro 46
 Dec 29 Consolation UNC Greensboro 87, Rhode Island 63
 Dec 29 Championship Tulane 105, Colorado State 72
All Tournament Team: Barbara Farris, Mary Ann Marino, Grace Daley (Tulane), Becky Hammon, Katie Cronin (CSU), Melinda Goodson (UNCG).

1997: Tulane

MVP: Grace Daley (Tulane)

Dec 27 First Holy Cross 89, Richmond 74
 Dec 27 First Tulane 81, Appalachian State 41
 Dec 28 Consolation Richmond 94 Appalachian State 68
 Dec 28 Championship Tulane 78, Holy Cross 67
All Tournament Team: Grace Daley, Barbara Farris, Kristen Koch (Tulane), Amy O'Brien (Holy Cross), Natasha Lettsome (APSU), Jennifer Meade (Richmond)

1998: Tulane

MVP: Grace Daley (Tulane)

Dec 28 First Maine 92, Middle Tennessee State 78
 Dec 28 First Tulane 92, Furman 56
 Dec 29 Consolation Furman 83, Middle Tennessee State 66
 Dec 29 Championship Tulane 85, Maine 76
All Tournament Team: Grace Daley, Janell Burse (Tulane), Jamie Cassidy, Kristen McCormick (Maine), Jackie Smith (Furman), Cortney Neeley (Middle Tennessee State)

1999: Tulane

MVP: Janelle Burse (Tulane)

Dec 27 First West Virginia 89, Lehigh 73
 Dec 27 First No. 24. Tulane 81, Providence 57
 Dec 28 Consolation Providence 82, Lehigh 62
 Dec 28 Championship No. 24 Tulane 104, West Virginia 75
All Tournament Team: Janell Burse, Fabrecia Roberson, Grace Daley (Tulane), Christin Annie (WVU) Monika Roberts (Providence) Anne Tierney (Lehigh)

2000: Tulane

MVP: Janelle Burse (Tulane)

Dec 27 First Hartford 69, Long Beach State 57
 Dec 27 First Tulane 69, William & Mary 51
 Dec 28 Consolation Long Beach State 73, William & Mary 61
 Dec 28 Championship Tulane 75, Hartford 45
All Tournament Team: Janell Burse, Britt Themann and Teana McKiver (Tulane), Jackie Moore (LBSU), Jen Sobota (W&M), Janeka Lopp (Hartford)

2001: Tulane

MVP: Teana McKiver (Tulane)

Dec 28 First Virginia 73, Long Island 40
 Dec 28 First No. 23 Tulane 76, Buffalo 29
 Dec 29 Consolation Buffalo 62, Long Island 60
 Dec 29 Championship No. 23 Tulane 74, Virginia 63
All Tournament Team: Teane McKiver, Gwen Slaughter, Delacey Joseph (Tulane), Telisha Quarles, Brandi Teamer (Virginia), Jessica Kochendorfer (UB)

2002: Tulane

MVP: Gwen Slaughter (Tulane)

Dec 28 First No. 19 Boston College 67, SMU 57
 Dec 28 First Tulane 63, UNC Greensboro 43
 Dec 29 Consolation SMU 62, UNC Greensboro 49
 Dec 29 Championship Tulane 69, No. 19 Boston College 50
All Tournament Team: Gwen Slaughter, Delacey Joseph (Tulane), Brianne Stepherson, Jessalyn Deveney (BC), Andrea Cossey (SMU), Nicole Murray (UNCG)

2003: San Jose State

MVP: Cricket Williams (SJSU)

Dec 27 First San Jose State 71, Yale 53
 Dec 27 First Marist 60, Tulane 46
 Dec 28 Consolation Tulane 74, Yale 62
 Dec 28 Championship San Jose State 59, Marist 49
All Tournament Team: Cricket Williams, Tatiana Taylor (SJSU), Steph Del Preore, Maureen Margarity (Marist) Kelly Nadeau (Tulane), Christina Phillips (Yale)

2004: Tulane

MVP: D'Aundra Henry (Tulane)

Dec 28 First Pepperdine 58, George State 41
 Dec 28 First Tulane 79, Stephen F. Austin 72
 Dec 29 Consolation Stephen F. Austin 61, Georgia State 56
 Dec 29 Championship Tulane 62, Pepperdine 40
All Tournament Team: D'Aundra Henry, Lakethia Hampton (Tulane), Jennifer Lacy, Daphanie Kennedy (Pepperdine), April Clyburn (Georgia State), Jennifer Simpson (Stephen F. Austin)

2005: Dayton

MVP: Cara Wright (Dayton)

Dec 28 First Dayton 79, Toledo 77
 Dec 28 First Samford 64, Tulane 54
 Dec 29 Consolation Tulane 77, Toledo 67 (OT)
 Dec 29 Championship Dayton 68, Samford 59
All Tournament Team: Cara Wright, Terri Ramsey (Dayton), Jennifer Sands (Tulane), Danielle Bishop (Toledo), Cora Beth Smith, Alex Munday (Samford)

2006: Tulane

MVP: Ashley Langford (Tulane)

Dec 28 First Texas-Arlington 66, Ole Miss 55
 Dec 28 First Tulane 78, Fordham 44
 Dec 29 Consolation Ole Miss 99, Fordham 43
 Dec 29 Championship Tulane 68, Texas-Arlington 65
All Tournament Team: Ashley Langford, Jami Montagnino (Tulane), Terra Wallace, Maryann Abanobi (Texas-Arlington), Beth Troutt (Fordham) Arminite Price (Ole Miss)

2007: Virginia Tech

MVP: Brittany Cook (Virginia Tech)

Dec 20 First Robert Morris 82, Tulane 71
 Dec 20 First Virginia Tech 84, Texas-San Antonio 59
 Dec 21 Consolation Tulane 76, Texas-San Antonio 42
 Dec 21 Championship Virginia Tech 76, Robert Morris 67
All Tournament Team: Andrea Barbour, Brittany Cook (VT), Chinata Nesbit, Sade Logan (RMU), Ashley Langford (Tulane), Whitney York (UTSA)

2008: Tulane

MVP: Brett Benzio (Tulane)

Dec 20 First Tulane 70, Alabama State 48
 Dec 20 First Providence 67, Southeast Missouri State 59
 Dec 21 Consolation Alabama St. 60, Southeast Missouri St. 53
 Dec 21 Championship Tulane 68, Providence 46
All Tournament Team: Sonya Daugherty (SEMO), Erica Lumpkin (ASU), Shantee Darrian (PC), Ashley Langford (Tulane), Megan Valicevic (Tulane), Brett Benzio (Tulane)

2009: Tulane

MVP: Danielle Nunn (Tulane)

Dec. 28 First Tulane 82, Long Island 59
 Dec. 28 First Texas Tech 81, North Dakota 61
 Dec. 29 Consolation Long Island 83, North Dakota 62
 Dec. 29 Championship Tulane 67, Texas Tech 49
All-Tournament Team: Tiffany Aidoo, Danielle Nunn (Tulane), Keirra Mallard, Ashlee Roberson (TTU), Ashley Palmer (LIU), Whitney Ledger (UND)

2010: Tulane

MVP: Tiffany Aidoo (Tulane)

Dec. 29 First Tulane 84, Nicholls State 65
 Dec. 29 First Old Dominion 81, Charlotte 75
 Dec. 30 Consolation Charlotte 80, Nicholls State 45
 Dec. 30 Championship Tulane 62, Old Dominion 59
All Tournament Team: Tiffany Aidoo, Danielle Nunn (Tulane), Sumar Leslie (Nicholls State), Epiphany Woodson (Charlotte), Tia Lewis, Jasmine Parker (Old Dominion)

2011: Tulane

MVP: Olivia Grayson (Tulane)

Dec. 28 First Tulane 57, College of Charleston 42
 Dec. 28 First Hampton 77, Central Michigan 51
 Dec. 29 Consolation Central Michigan 72, Col. of Charleston 51 (ot)
 Dec. 29 Championship Tulane 66, Hampton 53
All-Tournament Team: Brett Benzio (Tulane), Olivia Grayson (Tulane), Jessica Green (Central Michigan), Latisha Harris (College of Charleston), Jericka Jenkins (Hampton), Ariel Phelps (Hampton)



In-Season Tournaments

BIG EASY CLASSIC (6-0) • 3 APPEARANCES

2008-09	Dec. 5	First Round	vs.	Jackson State	W, 74-48	Lakefront Arena
2008-09	Dec. 6	Second Round	vs.	Indiana State	W, 66-55	Fogelman Arena
2009-10	Dec. 4	First Round	vs.	Prairie View A&M	W, 67-63	Fogelman Arena
2009-10	Dec. 5	Second Round	vs.	Longwood	W, 73-58	Lakefront Arena
2010-11	Dec. 3	First Round	vs.	Saint Joseph's	W, 67-58	Fogelman Arena
2010-11	Dec. 5	Second Round	vs.	Detroit	W, 63-55	Fogelman Arena

CANCUN CHALLENGE (3-1) • 2 APPEARANCES

2007-08	Nov. 21	First Round	vs.	Kansas State	W, 60-57	Cancun, Mexico
2007-08	Nov. 22	Second Round	vs.	Northern Illinois	W, 70-57	Cancun, Mexico
2011-12	Nov. 24	First Round	vs.	Purdue	L, 48-61	Cancun, Mexico
2011-12	Nov. 25	Second Round	vs.	Idaho State	W, 45-37	Cancun, Mexico

CENTURYTEL BOBCAT CLASSIC (1-1) • 1 APPEARANCE • THIRD PLACE

2004-05	Nov. 26	First Round	vs.	Texas A&M	L, 64-79	San Marcos, Texas
2004-05	Nov. 27	Consolation	at	Texas State	W, 74-71	San Marcos, Texas

COLLIERS INTERNATIONAL CLASSIC (1-1) • 1 APPEARANCE • THIRD PLACE

2010-11	Nov. 27	First Round	vs.	Portland State	L, 76-83	Berkeley, Calif.
2010-11	Nov. 28	Consolation	vs.	Cal State Fullerton	W, 80-62	Berkeley, Calif.

COORS-ROCKY MOUNTAIN INVITE (1-1) • 1 APPEARANCE • 1 RUNNER UP

1994-95	Nov. 25	First Round	vs.	Southern Utah	W, 75-67	Colorado Springs, Colo.
1994-95	Nov. 26	Championship	at	Colorado State	L, 56-76	Colorado Springs, Colo.

DISNEYLAND FREEDOM BOWL CLASSIC (2-0) • 1 APPEARANCE • 1 CHAMPIONSHIP

1992-93	Dec. 4	First Round	at	UC Irvine	W, 64-48	Irvine, Calif.
1992-93	Dec. 5	Championship	vs.	Boise State	W, 79-76	Irvine, Calif.

FIESTA BOWL CLASSIC (1-1) • 1 APPEARANCE • 1 THIRD PLACE

2005-06	Dec. 3	First Round	vs.	Chicago State	L, 64-65	Tucson, Ariz.
2005-06	Dec. 4	Consolation	vs.	Lehigh	W, 65-63	Tucson, Ariz.

FIU THANKSGIVING CLASSIC (2-0) • 1 APPEARANCE • 1 CHAMPIONSHIP

2006-07	Nov. 24	First Round	vs.	Villanova	W, 72-60	Miami, Fla.
2006-07	Nov. 25	Championship	at	Florida International	W, 69-64	Miami, Fla.

GREEN WAVE CLASSIC (4-2) • 3 APPEARANCES • 1 CHAMPIONSHIP, 2 RUNNER UP

1989-90	Dec. 1	First Round	vs.	Kent State	W, 60-57	Fogelman Arena
1989-90	Dec. 2	Championship	vs.	Eastern Kentucky	L, 68-71	Fogelman Arena
1993-94	Dec. 10	First Round	vs.	Prairie View A&M	W, 80-38	Fogelman Arena
1993-94	Dec. 11	Championship	vs.	Nicholls State	W, 70-45	Fogelman Arena
1994-95	Dec. 2	First Round	vs.	Sacramento State	W, 64-55	Fogelman Arena
1994-95	Dec. 3	Championship	vs.	George Washington	L, 57-69	Fogelman Arena

HARVARD TOURNAMENT (2-0) • 1 APPEARANCE • 1 CHAMPIONSHIP

1993-94	Dec. 4	First Round	vs.	Hofstra	W, 90-54	Boston, Mass.
1993-94	Dec. 5	Championship	at	Harvard	W, 93-71	Boston, Mass.

MALIBU CLASSIC (2-0) • 1 APPEARANCE • 1 CHAMPIONSHIP

1996-97	Dec. 21	First Round	vs.	Iowa State	W, 68-61	Malibu, Calif.
1996-97	Dec. 22	Championship	at	Pepperdine	W, 58-49	Malibu, Calif.

MARRIOTT CHAMPIONSHIP (2-0) • 1 APPEARANCE • 1 CHAMPIONSHIP

1995-96	Dec. 30	First Round	vs.	Robert Morris	W, 84-52	Greensboro, N.C.
1995-96	Dec. 31	Championship	at	UNC Greensboro	W, 71-69	Greensboro, N.C.

METRO-SEC CHALLENGE (0-1) • 1 APPEARANCE

1994-95	Dec. 10	First Round	vs.	Ole Miss (3)	L, 51-81	Jackson, Miss.
---------	---------	-------------	-----	--------------	----------	----------------

NAVY CLASSIC (1-1) • 1 APPEARANCE • 1 THIRD-PLACE FINISH

2009-10	Nov. 20	First Round	vs.	Liberty	L, 52-63	Annapolis, Md.
2009-10	Nov. 21	Consolation	vs.	Loyola (Md.)	W, 58-43	Annapolis, Md.

NORTHERN LIGHTS INVITATIONAL (2-1) • 1 APPEARANCE • 1 THIRD PLACE

1995-96	Dec. 18	First Round	vs.	Xavier (OH)	W, 71-63	Anchorage, Ak.
1995-96	Dec. 19	Second Round	vs.	South Carolina	L, 66-72	Anchorage, Ak.
1995-96	Dec. 20	Third-Place Game	vs.	Holy Cross	W, 66-54	Anchorage, Ak.

OAKLAND TRIBUNE CLASSIC (1-1) • 1 APPEARANCE • 1 RUNNER UP

2003-04	Dec. 6	First Round	vs.	Wichita State	W, 62-59	Berkeley, Calif.
2003-04	Dec. 7	Championship	at	Cal	L, 61-66	Berkeley, Calif.

PRESEASON WNIT (2-4) • 3 APPEARANCES • 2 SECOND ROUND

1996-97	Nov. 15	First Round	at	Louisiana Tech	L, 50-77	Ruston, La.
2000-01	Nov. 10	First Round	vs.	Grambling	W, 92-64	Fogelman Arena
2000-01	Nov. 12	Second Round	at	Texas	L, 47-71	Austin, Texas
2008-09	Nov. 14	First Round	vs.	Illinois State	W, 75-62	Fogelman Arena
2008-09	Nov. 16	Second Round	at	Arizona State	L, 53-86	Tempe, Ariz.
2008-09	Nov. 20	Consolation	at	VCU	L, 49-65	Richmond, Va.

SAN JUAN SHOOTOUT (3-0) • 1 APPEARANCE • 1 CHAMPIONSHIP

2001-02	Nov. 23	First Round	vs.	UPR-Mayaguez	W, 109-39	San Juan, Puerto Rico
2001-02	Nov. 24	Semifinals	vs.	Hampton	W, 82-75	San Juan, Puerto Rico
2001-02	Nov. 25	Championship	vs.	Nebraska	W, 84-78	San Juan, Puerto Rico

SUGAR BOWL CLASSIC (2-0) • 1 APPEARANCE

1995-96	Jan. 16	First Round	vs.	New Orleans	W, 67-65	Louisiana Superdome
1996-97	Nov. 25	Second Round	vs.	New Orleans	W, 91-77	Louisiana Superdome

TULANE CLASSIC (2-0) • 1 APPEARANCE • 1 CHAMPIONSHIP

2003-04	Dec. 1	First Round	vs.	McNeese State	W, 90-34	Fogelman Arena
2003-04	Dec. 2	Championship	vs.	Florida	W, 57-51	Fogelman Arena

WOMEN'S CLASSIC (2-0) • 1 APPEARANCE • 1 CHAMPIONSHIP

1997-98	Dec. 6	First Round	vs.	Colorado	W, 63-62	Fairfield, Conn.
1997-98	Dec. 7	Championship	at	Fairfield	W, 63-36	Fairfield, Conn.

Anniversary Team/Retired Jerseys




In the spring of 2001, Tulane celebrated 25 years of Green Wave women's basketball. Highlighting the weekend-long celebration was a Silver Anniversary Banquet, where the Wave announced an 11-member 25th Anniversary Team. Voted on by a panel of former players, the team features the best of the best of Tulane women's basketball.

From left to right: Mary Ann Marino, Terry Johnson D'Angelo, Daryl Kimche, Barbara Farris, Grace Daley, Janell Burse, Carmen Jones Thomas, Keisha Johnson, Stacey Gaudet Berry, Sherri Fuqua Retif. Not pictured: Christy Thomaskutty.

Name	Years	Pos	Hometown	GP	GS	FG%	3P%	FT%	Reb.	Avg.	A	Blk	Stl	Pts.	Avg.
Janelle Burse	1997-2001	Center	New Orleans, La	116	.65	.579	1.00	.563	871	7.5	71	248	108	1625	14.0
Grace Daley	1996-2000	Guard	Ocala, Fla	122	88	.502	.356	.777	594	4.9	345	18	289	2249	18.4
Barbara Farris	1994-1998	Center	Harvey, La.	118	114	.637	.500	.596	939	8.0	105	47	144	1729	14.7
Sherri Fuqua	1978-1982	Guard	Slidell, La.	104	-	.440	---	.762	383	3.7	380	-	-	1185	11.4
Stacey Gaudet	1983-1987	Guard	Kenner, La.	112	-	.439	---	.805	720	6.4	375	-	-	2080	18.6
Keisha Johnson	1990-1994	Forward	Morgan City, La.	112	108	.609	---	.559	1048	9.4	72	257	222	1826	16.3
Terry Johnson	1978-1981	Forward	Morgan City, La.	75	-	.485	---	.588	594	7.9	23	-	-	1358	18.1
Carmen Jones	1986-1990	Guard	New Orleans, La.	111	-	.447	.289	.683	744	6.7	367	10	307	1876	16.9
Daryl Kimche	1980-1984	Guard	Washington, D.C.	104	-	.461	---	.721	445	4.3	306	-	-	1363	13.1
Mary Ann Marino	1992-1997	Guard	Metairie, La.	121	114	.394	.307	.814	502	4.2	325	9	36	1234	9.8
Christy Thomaskutty	1992-1996	Guard	Somerville, Ala.	118	99	.381	.379	.778	346	2.9	367	6	172	1331	11.3

Retired Numbers



Stacey Gaudet was the first student-athlete in Tulane women's basketball history to have her jersey retired. Joining her at the presentation is Margaret Kelly, wife of then-University President Eamon Kelly and an avid supporter of the Green Wave women's basketball program.



The Tulane women's basketball team honored all-time leading scorer Grace Daley at halftime of its Dec. 29, 2006 game against Fordham by retiring her No. 4 jersey. Daley scored 2,249 points in her career, the most of any basketball player - male or female - in Tulane history



All-Americans

STACEY GAUDET

Women's Sports Federation • First Team • 1987

Stacey Gaudet became Tulane's first All-American in 1987, named by the Women's Sports Federation. As a senior, Gaudet averaged a school-record 21.8 points, 8.0 rebounds and 3.8 assists per game. She held or tied for the team lead in scoring in 25 of 28 games during the 1986-87 season, and was named New Orleans MVP by the Sugar Bowl Committee.

Her 609 points as a senior came without the luxury of a 3-point basket (the 3-pointer did not come into play until the 1987-88 season), and she was named Women's Sports Federation

National Player of the Week on Jan. 18 after scoring 81 points in three games.

Gaudet finished her career as just the sixth female player from the state of Louisiana to score 2,000 or more points, and ranked in the Top 20 nationally in free throw percentage all four years of her career.

She was the first female student-athlete in Tulane history to have her number retired, and was inducted into the Tulane Hall of Fame and the Louisiana American Italian Sports Hall of Fame in 1993.



GAUDET'S ALL-AMERICAN STATISTICS

	FG	FGA	FG%	3FG	3FGA	3%	FT	FTA	FT%	OR	DR	Reb.	A	B	S	Pts.
1986-87	232	496	.468	---	---	---	145	201	.721	---	---	215	100	0	50	609

BARBARA FARRIS

WBCA/Kodak • Honorable Mention • 1997

Ten years after Stacey Gaudet became the first All-American in Tulane history, Barbara Farris earned honorable mention recognition on the WBCA/Kodak squad after leading the Green Wave to a 27-5 record, the C-USA regular-season and tournament titles, and a third consecutive trip to the NCAA Tournament.

A first-team All C-USA selection, Farris finished second in the conference and ranked eighth in the NCAA with a .623 field goal per-

centage, and paced the squad with 13.7 points and 7.7 rebounds per game.

Farris finished with double-digit scoring totals in 21 games as a junior, and tallied five double-doubles. She was named Conference USA Player of the Week on Jan. 13, earned MVP honors of the Tulane/Doubletree Classic and claimed a spot on the Conference USA All-Tournament Team after helping the Green Wave claim the tournament championship.



FARRIS' ALL-AMERICAN STATISTICS

	FG	FGA	FG%	3FG	3FGA	3%	FT	FTA	FT%	OR	DR	Reb.	A	B	S	Pts.
1996-97	170	273	.623	0	0	.000	97	161	.602	85	161	246	40	14	48	437

GRACE DALEY

Associated Press • Third Team • 2000

Associated Press • Honorable Mention • 1999

WB News Service • Honorable Mention • 2000

WBCA/Kodak • Honorable Mention • 1998-2000

The most decorated student-athlete in the history of Tulane women's basketball, Grace Daley was a three-time All-American during her Green Wave career. She earned honorable mention recognition on the WBCA/Kodak squad in each of her final three years, was named to the Associated Press honorable mention team as a junior, and claimed third-team AP All-American honors as a senior.

During her three All-American campaigns, Daley never scored fewer than 550 points, pulled down at least 100 rebounds and dished out at least 70 assists each year. In the three-year span, she averaged 20.8 points, 5.3 re-

bounds and 3.3 assists per game, and shot an astonishing .503 from the field (604-of-1200).

A three-time first-team All-Conference USA selection, Daley helped lead the Green Wave to a combined 72-18 record from 1997-98 to 1999-2000, as Tulane advanced to play in the NCAA Tournament each year and won the C-USA Tournament her junior and senior campaigns.

Daley graduated as the school's career leader in points and free throws made. Following her senior season, Daley was drafted fifth overall in the 2000 WNBA Draft by the Minnesota Lynx, and was just the second college player select-



DALEY'S ALL-AMERICAN STATISTICS

	FG	FGA	FG%	3FG	3FGA	3%	FT	FTA	FT%	OR	DR	Reb.	A	B	S	Pts.
1997-98	193	376	.513	56	152	.368	121	162	.747	57	65	122	74	2	81	563
1998-99	184	359	.513	40	123	.325	164	201	.816	66	90	156	96	6	58	572
1999-00	227	465	.488	53	165	.321	185	239	.774	77	112	189	124	8	75	692

JANELL BURSE

WBCA/Kodak • Honorable Mention • 2001
Women's Basketball Journal • Fourth Team • 2000

WB News Service • Honorable Mention • 2001
Associated Press • Honorable Mention • 2000

A three-time C-USA Defensive Player of the Year and the Sixth Player of the Year in 1999, post player Janell Burse was a three-time All-American during her career, earning the distinction from the Women's Basketball Journal and Associated Press as a junior, and claiming the honor from the Women's Basketball News Service and the WBCA as a senior.

During her two All-America campaigns, Burse averaged a double-double with 18.9 points and 10.3 rebounds per game. She also posted 146 blocks her final two seasons, and holds the school record for career blocks with 248.

Following her senior season, Burse was drafted by the WNBA's Minnesota Lynx in 2001 and won a WNBA title with the Seattle Storm in 2005.



BURSE'S ALL-AMERICAN STATISTICS

	FG	FGA	FG%	3FG	3FGA	3%	FT	FTA	FT%	OR	DR	Reb.	A	B	S	Pts.
1999-00	233	392	.594	0	0	.000	139	228	.610	145	170	315	26	80	46	605
2000-01	233	391	.596	1	1	1.000	136	252	.540	152	190	342	30	66	46	603

TEANA MCKIVER

WBCA/Kodak • Honorable Mention • 2003
Basketball Times • Second Team • 2002

WomensCollegeHoops.com • Honorable Mention • 2003
WomensCollegeHoops.com • Honorable Mention • 2002

A transfer from East Carolina, Teana McKiver made her presence felt during her three seasons with the Green Wave as she earned All-America honors as a junior and senior.

McKiver earned outright All-America recognition from Basketball Times in 2002 and from the WBCA in 2003, and was named to the WomensCollegeHoops.com Underrated All-America squad both seasons.

During her All-America campaigns, McKiver

was anything but "underrated" as she led the Green Wave in scoring and blocked shots both seasons while ranking second in rebounding. In those two years, she averaged 14.8 points, 7.3 rebounds and 2.5 blocked shots per game.

McKiver's 80 blocks in 2003 are tied for the Tulane single-season record, and despite playing just three years for the Green Wave, she ranks second in career blocks with 235.



MCKIVER'S ALL-AMERICAN STATISTICS

	FG	FGA	FG%	3FG	3FGA	3%	FT	FTA	FT%	OR	DR	Reb.	A	B	S	Pts.
2001-02	235	377	.623	0	0	.000	104	189	.559	116	144	260	25	79	31	574
2002-03	149	262	.569	2	2	1.000	72	121	.595	67	139	206	52	80	35	372

ASHLEY LANGFORD

Women's Basketball News Service • Freshman All-America • 2006

With D'Aundra Henry taking a medical red-shirt, freshman Ashley Langford was forced to be the starting -- and sometimes the only active -- point guard. The native of Harrisburg, Pa., responded by shattering two Tulane assist marks en route to freshman All-America honors.

Langford, who was named to the C-USA All-Freshman team, averaged 6.58 assists per game, which led all freshmen nationally, was

fifth among all players, and led C-USA. She dished out 171 assists (topping the Tulane single-season record of 139) and broke Tulane's and tied C-USA's single game mark with 14.

She recorded five double-digit assist games and led Tulane in steals (48) and minutes (38.4). She averaged 9.0 points and 3.5 rebounds per game.



LANGFORD'S ALL-AMERICAN STATISTICS

	FG	FGA	FG%	3FG	3FGA	3%	FT	FTA	FT%	OR	DR	Reb.	A	B	S	Pts.
2005-06	69	226	.305	10-46	46	.217	85	98	.867	20	70	90	171	1	48	233

All-Conference Honors



Danielle Blagg

2012 Conference USA
Freshman of the Year



Janell Burse

1999, 2000, 2001 Conference USA
Defensive Player of the Year
1999 Conference USA
Sixth Player of the Year



Grace Daley

2000 Conference USA
Player of the Year
1997 C-USA Sixth Player of the Year
1997 C-USA Freshman of the Year



Barbara Farris

1995 Metro Conference
Freshman of the Year



Indira Kaljo

2009 Conference USA
Newcomer of the Year



Teana McKiver

2001 Conference USA
Sixth Player of the Year



Lisa Stockton

2007, 2010 Conference USA
Coach of the Year
1995 Metro Conference
Coach of the Year

All-Conference USA

1995-96	Barbara Farris, C	2nd Team
1996-97	Barbara Farris, C	1st Team
	Mary Lowry, G	2nd Team
1997-98	Grace Daley, G	1st Team
	Barbara Farris, C	2nd Team
1998-99	Grace Daley, G	1st Team
	Janell Burse, C	3rd Team
1999-2000	Janell Burse, C	1st Team
	Grace Daley, G	1st Team
2000-01	Janell Burse, C	1st Team
	Sarah Goree, G	3rd Team
	Gwen Slaughter, F	3rd Team
2001-02	Teana McKiver, C	2nd Team
2002-03	Teana McKiver, C	2nd Team
	Gwen Slaughter, F	2nd Team
2004-05	Lakethia Hampton, F	3rd Team
2005-06	Jennifer Sands, F	3rd Team
2006-07	Jami Montagnino, G	1st Team
	D'Aundra Henry, G	3rd Team
2007-08	Ashley Langford, G	3rd Team
2008-09	Ashley Langford, G	3rd Team
2009-10	Chassity Brown, G	2nd Team
	Danielle Nunn, F	3rd Team
2010-11	Danielle Nunn, F	2nd Team
	Tiffany Aidoo, G/F	3rd Team
2011-12	Olivia Grayson, G	1st Team
	Brett Benzio, C	2nd Team

All-Metro Conference

1991-92	Keisha Johnson, F	2nd Team
1989-90	Carmen Jones, G	1st Team
1992-93	Keisha Johnson, F	1st Team
1993-94	Keisha Johnson, F	1st Team
1994-95	Barbara Farris, G	1st Team
	Christy Thomaskutty, G...	2nd Team



Barbara Farris is the only player in Tulane history to claim all-conference honors all four years of her career. Farris claimed first-team All-Metro honors as a freshman in 1995, second-team All-Conference USA honors in 1996 as a sophomore, and first-team All C-USA recognition in both 1997 and 1998.

C-USA All-Defensive Team

2006-07	D'Aundra Henry	G
2009-10	Chassity Brown	G
2010-11	Roshaunda Barnes	G
2011-12	Brett Benzio	C

C-USA All-Freshman Team

1996-97	Kelly Scanlon	G
	Grace Daley	G
1998-99	Sarah Goree	G
2005-06	Ashley Langford	G
2008-09	Brett Benzio	C
2009-10	Olivia Grayson	G
2011-12	Danielle Blagg	G

Metro Conference All-Rookie Team

1990-91	Keisha Johnson	F
1991-92	Roma Coleman	G
1992-93	Christy Thomaskutty	G
	Mary Ann Marino	F
1994-95	Barbara Farris	C

C-USA Tournament MVP

1997	Mary Lowry	G
1999	Grace Daley	G
2000	Janell Burse	C
2010	Danielle Nunn	F

Misc. Conference Honors/WNBA



C-USA All-Tournament Team

1997	Barbara Farris.....	C
	Mary Lowry.....	G
	Mary Ann Marino.....	F
1999	Janelle Burse.....	C
	Grace Daley.....	G
2000	Janell Burse.....	C
	Grace Daley.....	G
2001	Janell Burse.....	C
2002	Sarah Goree.....	G
2006	Jami Montagnino.....	G
2010	Tiffany Aidoo.....	G
	Chassity Brown.....	G
	Danielle Nunn.....	F
2011	Roshaunda Barnes.....	G
	Danielle Nunn.....	F
2012	Danielle Blagg.....	G
	Olivia Grayson.....	G

Metro Conference All-Tournament Team

1980	Terry Johnson.....	F
1981	Patricia "O.J." Toujouse.....	F
1990	Carmen Jones.....	G
1994	Christy Thomaskutty.....	G
1995	Barbara Farris.....	C

C-USA Player of the Week

1995-96	Barbara Farris.....	1/2/96
1996-97	Barbara Farris.....	1/13/97
	Grace Daley.....	2/17/97
1997-98	Grace Daley.....	2/9/98
1998-99	Grace Daley.....	12/14/98
	Janell Burse.....	1/25/99
1999-2000	Grace Daley.....	12/13/99
	Grace Daley.....	12/20/99
	Janell Burse.....	1/3/00
	Janell Burse.....	2/21/00
2000-01	Janell Burse.....	1/8/01
	Sarah Goree.....	1/22/01
2001-02	Delacey Joseph.....	12/10/01
	Teana McKiver.....	2/25/02
2002-03	Gwen Slaughter.....	12/16/02
	Gwen Slaughter.....	2/3/03
2004-05	Lakethia Hampton.....	1/3/05
2006-07	Jami Montagnino.....	1/15/07
2009-10	Roshaunda Barnes.....	2/22/10
2010-11	Tiffany Aidoo.....	1/3/11
	Tiffany Aidoo.....	1/10/11
2011-12	Olivia Grayson.....	11/21/11
	Olivia Grayson.....	1/3/12
	Brett Benzio.....	3/2/12

C-USA Rookie/Freshman Of The Week

2008-09	Brett Benzio.....	1/5/09
	Indira Kaljo.....	2/9/09
2009-10	Olivia Grayson.....	2/22/10
2010-11	Whitney Bibbins.....	11/22/10
2011-12	Danielle Blagg.....	11/21/11
	Adesuwa Ebomwonyi.....	11/28/11
	Jamie Kaplan.....	12/12/11
	Tiffany Dale.....	12/23/11
	Danielle Blagg.....	1/3/12
	Danielle Blagg.....	1/9/12
	Danielle Blagg.....	1/23/12

Metro Conference Player of the Week

1989-90	Carmen Jones.....	12/3/89
	Carmen Jones.....	1/3/90
1990-91	Keisha Johnson.....	2/19/91
1992-93	Keisha Johnson.....	1/12/93
	Mary Ann Marino.....	2/16/03
1993-94	Mary Ann Marino.....	12/7/93
	Keisha Johnson.....	1/18/94
1994-95	Barbara Farris.....	1/24/95

Tulane In The WNBA

-- Janel Burse --



Drafted in the second-round of the 2001 Draft by the Minnesota Lynx, Janel Burse played eight seasons in the WNBA and finished with career averages of 6.8 points and 4.1 rebounds per contest. Her best season came in 2006 with the Seattle Storm when she averaged 11.1 points and 6.6 rebounds per game. Burse scored a career-high 27 points against Charlotte on July 29, 2005, and pulled down a career-best 19 rebounds vs. Phoenix on May 23, 2007. Burse helped lead her team to the playoffs five times, including a WNBA title with the Storm in 2004.

Year	Team	GP	FG-Att	3-Att	FT-Att	OR-DR	Ast	Stl	Blk	Pts
2001	Minnesota	20	16-48	0-1	15-20	23-19	5	2	15	47
2002	Minnesota	31	31-83	0-1	21-36	29-31	7	7	13	83
2003	Minnesota	29	76-155	0-2	54-70	40-68	19	13	28	206
2004	Seattle	29	51-119	0-0	39-67	51-45	19	23	36	141
2005	Seattle	34	127-243	0-0	86-123	81-118	23	19	40	340
2006	Seattle	27	113-221	1-1	73-109	63-115	22	17	25	300
2007	Seattle	29	93-209	0-1	70-101	67-87	22	13	28	256
2009	Seattle	34	74-145	0-0	59-80	31-76	10	21	31	207
TOTALS		233	581-1223	1-6	417-606	385-559	127	115	216	1580

-- Grace Daley --



The highest-drafted player in Tulane women's basketball history, Grace Daley was selected by the Minnesota Lynx with the third overall pick in the 2000 WNBA Draft. She spent four seasons in the league – one each with the Lynx, New York Liberty, Houston Comets and Phoenix Mercury – and finished with career averages of 3.7 points and 1.5 rebounds per game. Her best season came as a rookie in Minnesota in 2000 when she scored 173 points, pulled down 72 rebounds and handed out 57 assists.

Year	Team	GP	FG-Att	3-Att	FT-Att	OR-DR	Ast	Stl	Blk	Pts
2000	Minnesota	30	57-147	17-56	42-65	32-40	57	12	0	173
2001	New York	15	10-21	0-5	5-9	3-5	10	8	1	25
2002	Houston	23	16-37	2-8	29-47	13-10	16	3	1	63
2003	Phoenix	3	1-5	0-2	0-0	1-1	3	0	1	2
TOTALS		71	84-210	19-71	76-121	49-56	86	23	3	263

-- Barbara Farris --



A second-round pick of the Detroit Shock in the 2000 Draft, Barbara Farris played 10 WNBA seasons where she averaged 3.9 points and 3.0 rebounds per game. She helped her teams advance to the playoffs five times, including a WNBA Championship with Detroit in 2003. After playing her first six pro seasons with the Shock, Farris played with the New York Liberty from 2006-07 and with the Phoenix Mercury in 2008 before returning to Detroit in 2009. Her best season came in New York in 2006 when she averaged 7.7 points, 5.2 rebounds and 1.5 assists per game.

Year	Team	GP	FG-Att	3-Att	FT-Att	OR-DR	Ast	Stl	Blk	Pts
2000	Detroit	14	15-30	0-1	15-27	16-16	2	6	1	45
2001	Detroit	31	46-98	0-0	37-58	41-68	16	7	5	129
2002	Detroit	32	49-117	0-1	45-61	29-65	16	12	9	143
2003	Detroit	34	43-99	0-0	41-63	29-53	23	10	4	127
2004	Detroit	26	41-80	0-0	36-54	28-33	7	8	2	118
2005	Detroit	34	25-73	0-0	33-54	31-53	19	8	1	83
2006	New York	34	95-221	0-3	71-98	56-122	51	21	5	261
2007	New York	28	20-58	0-0	13-16	16-27	13	6	1	53
2008	Phoenix	34	44-93	0-0	30-43	38-92	8	20	4	118
2009	Detroit	13	2-9	0-0	13-16	3-15	5	5	0	17
TOTAL		280	380-878	0-5	334-490	287-544	160	103	32	1094

-- Teana McKiver --



A free-agent signee in 2003, Teana McKiver spent one season with the Charlotte Sting when she averaged 3.4 points and 2.9 rebounds per game and helped lead the squad to the playoffs. McKiver posted season highs of 15 points at Detroit on May 31 and nine rebounds vs Connecticut on June 28.

Year	Team	GP	FG-Att	3-Att	FT-Att	OR-DR	Ast	Stl	Blk	Pts
2003	Charlotte	31	41-78	0-1	23-31	37-54	6	14	24	105

-- Gwen Slaughter --



Gwen Slaughter signed as a free agent with the Minnesota Lynx for the 2004 season and played in three games in her lone year in the WNBA. Slaughter scored her lone points on a pair of free throws and added a blocked shot at Seattle on May 20. Her lone pro rebound came at Sacramento on May 22.

Year	Team	GP	FG-Att	3-Att	FT-Att	OR-DR	Ast	Stl	Blk	Pts
2004	Minnesota	3	0-1	0-0	2-2	0-1	0	0	1	2

Year-By-Year Results

1975-76 (4-9)

Head Coach: Karen Womack

J23	at Louisiana-Lafayette (1)	L, 44-56
J23	Louisiana-Monroe (1)	L, 39-59
J30	Dillard	W, 57-45
F2	at Southeastern Louisiana	L, 30-111
F6	Northwestern State (2)	L, 64-101
F6	Louisiana-Monroe (2)	L, 30-71
F10	LSU	L, 39-84
F12	at Dillard	W, 48-44
F17	at New Orleans	L, 37-49
F21	Spring Hill	W, 54-15
F25	New Orleans	W, 56-44
M4	Louisiana-Monroe (3)	L, 54-65
M5	Nicholls State (3)	L, 44-49

(1) Southwestern Louisiana Tournament, Lafayette, La.

(2) LSU Tournament, Baton Rouge, La.

(3) LAIAW State Tournament, at Tulane

1976-77 (7-13)

Head Coach: Karen Womack

D6	at William Carey	L, 53-71
D10	Georgia State	L, 54-65
D11	McNeese State	L, 50-58
J18	at New Orleans	L, 61-64
J21	Louisiana-Lafayette	W, 74-69
J22	West Florida	W, 71-43
J26	Southern Miss.	W, 68-67
J29	Spring Hill	W, 82-19
J31	at LSU	L, 42-74
F2	New Orleans	W, 64-61
F4	at Louisiana-Lafayette	W, 60-49
F5	at McNeese State	L, 48-79
F8	at Dillard	L, 45-60
F11	Belhaven College	L, 61-72
F14	Dillard	L, 47-55
F16	at Nicholls State	L, 68-73
F19	at Southern Miss.	L, 45-55
F22	Louisiana Tech (1)	L, 52-99
F23	Louisiana-Lafayette (1)	W, 59-55
F24	Southern (1)	L, 50-96

(1) LAIAW State Tournament, Ruston, La.

1977-78 (12-10)

Head Coach: Karen Womack

N29	at William Carey	L, 60-61
D3	Louisiana-Monroe	W, 71-66
D5	at Nicholls State	L, 75-90
D7	at Dillard	L*
J13	at South Alabama	W, 64-33
J14	at West Florida	W, 68-43
J17	William Carey	W, 63-61
J19	New Orleans	W, 66-33
J21	at Louisiana-Lafayette	W, 59-44
J24	Nicholls State	W, 67-50
J28	at Spring Hill	W, 66-35
F2	Xavier (N.O.)	W, 64-63
F4	Belhaven College	L, 48-56
F9	at Shorter College	L*
F10	at Georgia State	L, 41-65
F11	at Georgia Tech	L, 58-63
F14	at New Orleans	W, 53-45
F17	Louisiana-Lafayette	W, 74-52
F18	Spring Hill	W, 57-16
F20	Dillard	L, 46-55
F23	vs Xavier (N.O.) (1)	L, 69-76 (ot)
F24	vs Louisiana-Lafayette (1)	L, 41-65

*scores not available

(1) LAIAW State Tournament, Baton Rouge, La.

1978-79 (14-9)

Head Coach: Karen Womack

N24	Northwestern State	W, 66-59
N28	at New Orleans	W, 65-63
N30	William Carey	W, 79-73
D2	Louisiana-Monroe	L, 59-76
D8	Georgia State	W, 62-56
D9	Florida State	W, 78-67
J8	Mary Crest	W, 86-56
J10	at Xavier (N.O.)	L, 67-80
J13	at Louisiana-Lafayette	L, 62-77
J24	Xavier (N.O.)	W, 75-54
J26	Nicholls State	W, 65-63
J30	at William Carey	L, 59-65
F2	Louisiana-Lafayette	W, 52-33
F3	South Alabama	W, 73-62
F6	at Nicholls State	W, 65-63
F9	at Spring Hill	W, 79-43
F10	at South Alabama	L, 55-58
F13	New Orleans	L, 62-64



The 1977-78 Green Wave, under the direction of head coach Karen Womack, was the first team in school history to post a winning record.

The Wave turned in an eight-game winning streak midway through the season, which stood as the program's longest such streak until the 1996-97 team won nine straight.

F16	Spring Hill	W, 69-50
F17	Belhaven College	W, 75-63
F22	at Louisiana-Monroe (1)	L, 57-68
F23	vs Northwestern State (1)	L, 61-66
M7	vs Houston (2)	L, 57-65

(1) LAIAW State Tournament, Monroe, La.

(2) SWIAW Regional Tournament

1979-80 (16-11)

Head Coach: Karen Womack

N20	William Carey	W, 75-70
N27	at LSU	L, 56-86
N30	Nicholls State	W, 73-61
D1	at South Alabama	L, 63-75
D4	Northwestern State	W, 63-60
D6	North Texas	W, 84-44
D17	vs Cincinnati (1)	W, 65-56
D18	vs Memphis (1)	L, 62-75
D19	at Florida State (1)	W, 95-74
D23	Houston	W, 60-58
D30	New Orleans	W, 93-71
J10	at Northwestern State	L, 58-70
J11	Arkansas	L, 65-66
J15	at Xavier (N.O.)	W, 55-50
J16	South Alabama	L, 65-70
J19	Louisville	L, 61-72
J21	at William Carey	L, 76-77
J25	at TCU	W, 89-69
J26	at SMU	W, 72-62
J28	at Nicholls State	L, 67-73
J29	UAB	L, 69-72
F5	Xavier (N.O.)	W, 53-47
F9	Spring Hill	W, 60-50
F12	at New Orleans	W, 88-68
F15	UTEP	W, 86-61
F16	Florida State	W, 75-65
F21	vs McNeese State (2)	L, 52-75

(1) Metro Conference Tournament, Louisville, Ky.

(2) LAIAW State Tournament, Ruston, La.

1980-81 (12-16)

Head Coach: Avie Bridges

N24	Texas Women's	L, 69-80
N26	Nicholls State	W, 96-53
N29	at Louisiana-Lafayette	L, 74-91
D2	at Rice	W, 73-53
D5	at Southern Miss.	L, 65-81
D6	Spring Hill	W, 69-54
J6	SMU	W, 78-48
J8	Southern Miss.	L, 59-64
J10	at Georgia Tech	L, 58-72
J12	North Texas	W, 84-68
J14	Texas A&M	L, 79-81
J17	New Orleans	L, 75-96
J20	at Nicholls State	W, 77-66
J23	Louisiana-Lafayette	W, 82-53
J24	at Southeastern Louisiana	L, 67-70
J26	LSU	L, 79-92
J29	at Xavier (N.O.)	L, 59-62
J31	McNeese State	L, 72-75
F5	Florida State (1)*	W, 70-60
F6	Memphis (1)*	L, 81-88
F7	Cincinnati (1)*	L, 73-90

F10	Xavier (N.O.)	L, 64-72
F13	Belhaven College	W, 89-76
F16	at Spring Hill	W, 69-59
F18	Southeastern Louisiana	W, 87-83
F22	at New Orleans	L, 99-109
F26	vs Louisiana-Monroe (2)	W, 80-59
F27	vs Southern (2)	L, 56-60

*denotes Metro Conference game

(1) Metro Conference Tournament, at Tulane

(2) LAIAW Championship, Hammond, La.

1981-82 (12-15)

Head Coach: Julia Yeater

N20	Louisiana-Lafayette	W, 84-83
N24	Grambling State	L, 66-80
N30	at Southern Miss.	L, 66-84
D2	Xavier (N.O.)	L, 60-63
D5	at LSU	L, 52-87
D7	at William Carey	L, 72-83
D10	Brigham Young	W, 69-61
D12	at Louisiana Tech	L, 50-103
D15	Penn State	L, 72-77
J6	Northwest Missouri St.	W, 70-68
J8	Southeastern Louisiana	W, 60-56
J11	Nicholls State	W, 69-63
J16	at Memphis	L, 63-78
J20	Southern Miss.	W, 75-57
J23	New Orleans	W, 81-80
J25	Florida	W, 54-52
J27	at Nicholls State	W, 55-49
J29	vs Virginia Tech (1)	W, 72-64
J30	at Cincinnati	L, 59-81
F3	at Southeastern Louisiana	L, 58-63
F6	at New Orleans	L, 65-89
F8	Florida State	L, 70-89
F9	at Xavier (N.O.)	L, 49-71
F12	Louisiana-Lafayette	W, 75-67
F18	Spring Hill	L, 55-59
F22	William Carey	W, 71-65
F25	vs Virginia Tech (2)	L, 52-62

(1) Cincinnati, Ohio

(2) Metro Conference Tournament, Memphis, Tenn.

1982-83 (8-20)

Head Coach: Julia Yeater

N20	Texas A&M	W, 80-73
N23	Spring Hill	W, 79-67
N27	at LSU	L, 60-88
N30	at Southern Miss.	L, 70-86
D3	McNeese State	L, 75-87
D9	vs Northwestern State (1)	L, 53-73
D10	vs Alabama (1)	L, 58-66
D11	vs Illinois State (1)	L, 54-89
J6	at Memphis	L, 62-87
J8	South Alabama	W, 82-72
J12	at Florida	L, 61-83
J13	at Tampa	W, 77-60
J15	at Florida State	L, 56-81
J18	Southern Miss.	L, 66-71
J22	New Orleans	L, 69-86
J25	Mississippi College	W, 84-81
J28	at Grambling	L, 62-76
J29	at Mississippi College	L, 65-72

F1	at New Orleans	L, 74-91
F5	Florida State	L, 66-91
F10	Nicholls State	W, 77-53
F12	at South Alabama	L, 73-98
F18	at McNeese State	L, 70-86
F20	at Stephen F. Austin	L, 58-74
F22	Memphis	L, 68-90
F24	Southern	W, 76-67
M2	at Nicholls State	W, 68-53
M6	vs Cincinnati (2)	L, 58-82

(1) Ruston, La.

(2) Metro Conference Tournament, Louisville, Ky.

1983-84 (8-20)

Head Coach: Julia Yeater

N26	Lamar	L, 74-80
N30	at Spring Hill	L, 69-76
D3	Southeastern La.	W, 86-78 (ot)
D6	vs Mercer (1)	L, 67-79
D7	at Spring Hill (1)	L, 70-63
D10	LSU	L, 57-106
D31	vs Immaculata (2)	W, 86-67
J1	vs Colby College (2)	W, 66-63
J7	at Louisville	L, 65-85
J9	at Cincinnati	L, 58-85
J13	Nicholls State	W, 83-63
J17	at Southeastern Louisiana	L, 73-89
J21	New Orleans	L, 72-97
J23	South Carolina	L, 74-79
J26	at South Alabama	L, 68-80
J28	Florida State	W, 77-71
F1	at Southern Miss.	L, 69-89
F4	South Alabama	L, 73-92
F6	Memphis	L, 57-64
F10	Stephen F. Austin	L, 75-86
F14	at Nicholls State	L, 68-75
F16	at Memphis	L, 64-79
F18	at New Orleans	L, 69-86
F20	at Florida State	L, 79-86
F22	Southern Miss.	W, 83-81
F25	Virginia Tech	W, 64-59
F29	at Southern	L, 55-72
M3	vs South Carolina (3)	L, 64-74

(1) Jaguar Gym, Mobile, Ala.

(2) Rollins College, Winter Park, Fla.

(3) Metro Tournament, Cincinnati, Ohio

1984-85 (6-22)

Head Coach: Julia Yeater

N24	Lamar	L, 63-69
N27	at LSU	L, 52-99
N30	at UAB	L, 82-85
D3	Spring Hill	W, 63-52
D7	at Lamar	L, 59-63
D8	at Rice	L, 58-65
D28	Southern	L, 55-73
D29	Rice	W, 52-47
J3	Louisville	L, 65-84
J5	Cincinnati	L, 67-80 (ot)
J10	at Virginia Tech	L, 64-104
J12	at South Carolina	L, 67-75
J15	at Southeastern Louisiana	L, 60-62
J19	New Orleans	L, 64-81
J21	Central Florida	L, 70-75 (ot)
J24	Memphis	L, 65-85
J26	Florida State	W, 59-56
J28	Southeastern Louisiana	W, 84-73
J30	at Nicholls State	L, 58-73
F2	at Southern Miss.	L, 63-93
F5	at New Orleans	L, 55-65
F8	at Central Florida	L, 61-63
F10	at Florida State	L, 47-81
F13	Nicholls State	W, 80-78 (2ot)
F16	at Memphis	L, 57-67
F21	at Spring Hill	W, 78-73
F23	Southern Miss.	L, 69-84
M2	vs South Carolina (1)	L, 66-76

(1) Metro Tournament, Hattiesburg, Miss.

1985-86 (16-12)

Head Coach: Joline Matsunami

N23	at Louisiana-Lafayette	W, 80-65
N25	Oregon	W, 81-62
N30	Saint Louis	W, 84-67
D6	at Rice	W, 70-67 (ot)
D8	at McNeese State	L, 66-82
D13	vs Dillard (1)	W, 81-67
D14	at New Orleans	L, 60-61
D18	Stetson	W, 70-69
D28	Rice	W, 82-75

Year-By-Year Results



J2	Phillips College.....	W, 77-73 (ot)
J4	at Cincinnati.....	L, 68-87
J6	at Louisville.....	W, 64-61
J11	South Carolina.....	L, 67-72
J13	Virginia Tech.....	W, 89-77 (ot)
J18	West Florida.....	W, 76-60
J22	at Nicholls State.....	L, 65-74
J24	at Florida State.....	L, 70-71
J25	at West Florida.....	W, 99-78
J28	New Orleans.....	L, 74-95
F1	Southern Miss.....	L, 72-85
F3	Oral Roberts.....	W, 74-71
F8	Florida State.....	W, 75-60
F10	Memphis.....	L, 83-89
F15	at Memphis.....	L, 69-92
F18	at New Orleans.....	L, 61-75
F22	at Southern Miss.....	W, 75-72
F24	LSU.....	L, 65-74
F26	Nicholls State.....	W, 92-76

(1) Lakefront Arena, New Orleans, La.

1986-87 (9-19)

Head Coach: Joline Matsunami

N28	at Georgia Southern.....	L, 78-82
N29	vs East Carolina (1).....	L, 65-75
D2	Dillard.....	W, 100-85
D7	Arizona State.....	L, 68-83
D13	Southern Miss.....	W, 63-61
D15	Furman.....	W, 93-61
D29	at LSU.....	L, 53-91
D30	McNeese State.....	L, 72-85
J5	at Oral Roberts.....	L, 72-85
J6	at Tulsa.....	W, 49-44
J8	at Oklahoma.....	L, 53-84
J14	Alcorn State.....	W, 81-60
J17	Creighton.....	L, 73-87
J18	UCF.....	W, 117-91
J22	South Alabama.....	L, 88-90
J24	at Southeastern Louisiana.....	L, 63-69
J30	Louisville.....	W, 75-69
J31	Texas-San Antonio.....	L, 66-69 (ot)
F4	New Orleans.....	L, 70-87
F8	at South Alabama.....	L, 68-92
F10	Nicholls State.....	L, 66-73
F14	at Southern Miss.....	L, 65-70
F18	Southeastern Louisiana.....	W, 66-59
F21	at Nicholls State.....	L, 61-63
F25	at Alcorn State.....	W, 78-74
M4	at New Orleans.....	L, 48-65
M6	at Miami.....	L, 72-76
M7	at Florida International.....	L, 59-64

(1) Statesboro, Ga.

1987-88 (15-13)

Head Coach: Joline Matsunami

N27	vs McNeese State (1).....	L, 72-78
N28	vs Ark. Pine Bluff (1).....	W, 78-54
N29	vs Louisiana-Lafayette (1).....	W, 73-67
D4	Mississippi College.....	W, 74-72
D5	SMU.....	W, 84-73
D7	at Dillard.....	W, 91-72
D12	at Southern Miss.....	L, 69-80
D29	vs Massachusetts (2).....	W, 64-61
D30	at Maine.....	L, 57-65
J4	UMKC.....	W, 92-69
J9	Oklahoma.....	W, 82-75
J12	at McNeese State.....	L, 63-70
J13	at Stephen F. Austin.....	L, 55-85
J16	at Nicholls State.....	L, 59-76
J18	UAB.....	W, 87-61
J23	Southeastern Louisiana.....	W, 70-54
J27	at South Alabama.....	L, 62-93
J30	Arkansas-Little Rock.....	W, 73-55
F8	at New Orleans.....	L, 42-69
F11	at Southeastern Louisiana.....	W, 74-57
F15	LSU.....	L, 55-73
F20	South Alabama.....	L, 67-74
F24	Nicholls State.....	W, 61-49
F26	vs Mississippi College (3).....	W, 89-77
F27	at Mississippi State.....	L, 58-66
M3	Louisiana Tech.....	L, 62-92
M5	Southern Miss.....	W, 89-86
M8	New Orleans.....	L, 72-84

(1) Baton Rouge, La.
(2) Portland, Maine
(3) Starkville, Miss.

1988-89 (14-13)

Head Coach: Joline Matsunami

N25	vs Harvard (1).....	W, 72-56
N26	at Rice.....	L, 78-81
N27	vs Michigan (1).....	W, 58-57
D9	at UAB.....	W, 59-43
D29	Duke.....	L, 72-78
D30	Texas-Pan American.....	W, 63-37
J4	at Alabama.....	L, 64-80
J7	Sam Houston State.....	W, 68-58
J11	Stephen F. Austin.....	L, 65-70
J13	at South Alabama.....	L, 69-91
J16	at New Orleans.....	L, 69-80
J19	at Southern Miss.....	L, 76-94
J21	Nicholls State.....	W, 86-62
J22	Alabama.....	L, 67-69
J24	at Louisiana-Lafayette.....	W, 82-73
J28	at Southeastern Louisiana.....	W, 77-70
J31	at LSU.....	L, 63-84
F2	Rice.....	W, 95-85
F6	at Mississippi College.....	W, 77-61
F8	Southern Miss.....	L, 65-74
F11	Mississippi State.....	W, 62-56
F14	McNeese State.....	W, 75-73
F18	at Nicholls State.....	W, 79-64
F20	New Orleans.....	L, 67-73
F23	at Louisiana Tech.....	L, 39-77
F27	Southeastern Louisiana.....	W, 71-69
M4	at Sam Houston State.....	L, 49-63

(1) Houston, Texas

1989-90 (6-22)

Head Coach: Joline Matsunami

N26	at Xavier (N.O.).....	L, 77-88
N28	at Louisiana-Lafayette.....	W, 85-83(ot)
D1	Kent State (1).....	W, 60-57
D2	Eastern Kentucky (1).....	L, 68-71
D8	at McNeese State.....	L, 56-59
D11	at Xavier (N.O.).....	W, 52-51
J2	Louisiana-Lafayette.....	W, 79-72
J3	Alabama.....	L, 63-71
J6	at South Carolina*.....	L, 52-86
J8	at Florida State*.....	L, 66-103
J11	New Orleans.....	L, 63-67
J13	at Southern Miss*.....	L, 35-73
J15	Memphis*.....	W, 79-76
J20	at Virginia Tech*.....	L, 59-82
J23	at Nicholls State.....	L, 61-74
J27	Louisville*.....	L, 64-65
J30	Cincinnati*.....	L, 52-56
F3	South Carolina*.....	L, 55-76
F5	Florida State*.....	L, 45-100
F10	Southern Miss*.....	L, 56-88
F12	at Memphis*.....	L, 69-81
F17	at Cincinnati*.....	L, 53-61
F19	at Louisville*.....	L, 52-77
F22	LSU.....	L, 57-83
F24	at New Orleans.....	L, 40-69
M1	South Alabama.....	W, 73-69
M3	Virginia Tech*.....	L, 53-70
M8	vs South Carolina (2).....	L, 62-71

*denotes Metro Conference games

(1) Lady Green Wave Classic, Fogelman Arena
(2) Metro Conference Tournament, Cincinnati, Ohio

1990-91 (6-22)

Head Coach: Candi Harvey

N23	Texas-Arlington.....	L, 77-83
N30	TCU.....	W, 59-55
D3	Ball State.....	W, 68-63
D5	Louisiana-Lafayette.....	W, 77-59
D8	at New Orleans.....	L, 59-63
D30	Cornell.....	W, 78-57
J5	at Louisville*.....	L, 43-76
J7	at Cincinnati*.....	L, 64-72
J10	Memphis*.....	L, 68-78
J14	Virginia Tech*.....	L, 54-64
J18	at Nicholls State.....	L, 53-59
J21	Southern Miss*.....	L, 61-67
J23	at LSU.....	L, 46-71
J26	at South Carolina*.....	L, 49-73
J28	at Florida State*.....	L, 60-87
J30	at UL-Lafayette.....	L, 58-64
F2	Louisville*.....	L, 62-78
F4	Cincinnati*.....	W, 79-59
F9	at Memphis*.....	L, 65-85
F11	at Virginia Tech*.....	L, 41-67
F13	Georgia Southern.....	L, 67-73
F15	Nicholls State.....	W, 70-56
F16	Texas-San Antonio.....	L, 93-98 (ot)

F18	at Southern Miss*.....	L, 57-89
F23	South Carolina*.....	L, 73-79
F25	Florida State*.....	L, 66-104
F28	New Orleans.....	L, 46-82
M4	vs South Carolina (1).....	L, 44-80

*denotes Metro Conference games

(1) Metro Conference Tournament, Louisville, Ky.

1991-92 (9-19)

Head Coach: Candi Harvey

N22	Alabama.....	L, 58-61
N25	at SMU.....	L, 53-68
N27	at TCU.....	L, 66-70
D2	Louisiana-Lafayette.....	W, 76-47
D21	Memphis.....	L, 56-68
D29	Princeton.....	W, 75-69
D30	Detroit.....	L, 61-68
J4	Columbia.....	W, 57-46
J6	Southern Miss*.....	L, 53-55
J11	VCU*.....	W, 74-72
J13	at New Orleans.....	L, 60-79
J15	Mississippi State.....	L, 49-55
J20	Louisville*.....	L, 55-66
J25	at Southern Miss*.....	L, 58-79
J27	at Charlotte*.....	L, 41-63
J30	McNeese State.....	W, 72-55
F1	Virginia Tech*.....	W, 59-56
F3	at South Florida*.....	L, 58-71
F12	New Orleans.....	L, 64-75
F15	at Rice.....	L, 48-59
F17	Charlotte*.....	L, 50-75
F19	LSU.....	L, 61-70
F22	South Florida*.....	W, 83-62
F27	Nicholls State.....	W, 73-48
F29	at Virginia Tech*.....	W, 63-43
M2	at VCU*.....	L, 51-73
M7	at Louisville*.....	L, 64-84
M11	vs VCU (1).....	L, 58-73

*denotes Metro Conference games

(1) Metro Conference Tournament, Louisville, Ky.

1992-93 (14-13)

Head Coach: Candi Harvey

D4	at UC Irvine (1).....	W, 64-48
D5	vs Boise State (1).....	W, 79-76
D8	at Texas A&M.....	L, 67-84
D11	UNLV.....	W, 65-59
D29	SMU.....	W, 82-58
D31	Pennsylvania.....	W, 72-58
J2	at Memphis*.....	W, 60-59
J5	Iona.....	W, 86-49
J9	Louisville*.....	W, 85-79
J14	at New Orleans.....	L, 61-79
J16	at Virginia Tech*.....	L, 57-80
J18	at Charlotte*.....	L, 48-77
J20	Rice.....	L, 59-61
J23	South Florida*.....	W, 89-72
J26	at Alabama.....	L, 74-90
J30	at VCU*.....	L, 60-75
F1	Southern Miss*.....	W, 71-69
F3	at LSU.....	L, 74-86
F8	at Louisville*.....	L, 74-87
F13	Charlotte*.....	W, 62-58
F15	Virginia Tech*.....	W, 79-65
F19	New Orleans.....	W, 75-64

F22	VCU*.....	L, 71-77
F27	at South Florida*.....	W, 96-78
M1	at McNeese State.....	L, 80-82
M4	at Southern Miss.....	L, 61-78
M10	vs Charlotte (2).....	L, 44-69

*denotes Metro Conference games

(1) Disneyland Freedom Bowl Classic, Irvine, Calif.

(2) Metro Conference Tournament, Louisville, Ky.

1993-94 (17-14)

Head Coach: Candi Harvey

NWIT Third Round

D4	vs Hofstra (1).....	W, 90-54
D5	at Harvard (1).....	W, 93-71
D7	Troy State.....	W, 87-67
D10	Prairie View A&M (2).....	W, 80-38
D11	Nicholls State (2).....	W, 70-45
D28	Fairfield (3).....	W, 84-80
D31	Texas A&M.....	W, 83-73
J5	at SMU.....	L, 64-74
J8	at Louisville*.....	L, 67-79
J12	at Louisiana-Lafayette.....	W, 83-58
J15	Virginia Tech*.....	W, 75-64
J17	Charlotte*.....	W, 75-61
J19	at Arkansas.....	L, 59-71
J25	at Mississippi State.....	W, 92-84
J29	Southern Miss*.....	L, 62-72
F1	New Orleans.....	W, 62-61
F5	at South Florida*.....	L, 71-81
F7	at VCU*.....	W, 69-43
F11	South Florida*.....	L, 73-77
F13	Louisville*.....	W, 77-62
F16	at New Orleans.....	L, 63-74
F19	at Southern Miss*.....	L, 66-89
F21	LSU.....	L, 60-73
F26	at Virginia Tech*.....	L, 65-71
F28	at Charlotte.....	L, 62-67
M5	VCU*.....	W, 70-56
M8	vs South Florida (4).....	W, 76-70
M9	vs Southern Miss (4).....	L, 69-72
M24	vs Louisiana-Monroe (5).....	W, 78-75
M25	vs Arkansas State (5).....	L, 66-72
M26	vs Pittsburgh (5).....	L, 66-71

*denotes Metro Conference games

(1) Harvard Tournament, Boston, Mass.

(2) Green Wave Classic, Fogelman Arena

(3) at Pontchartrain Center, Metairie, La.

(4) Metro Conference Tournament, Biloxi, Miss.

(5) NWIT, Amarillo, Texas

1994-95 (19-10)

Head Coach: Lisa Stockton

NCAA First Round

N25	vs Southern Utah (1).....	W, 75-67
N26	at Colorado State (1).....	L, 56-76
N29	at Troy.....	W, 82-75
D2	Sacramento State (2).....	W, 64-55
D3	George Washington (2).....	L, 57-69
D7	at Rice.....	W, 70-66
D10	vs Ole Miss (3).....	L, 51-81
D19	McNeese State.....	W, 73-62
D28	Arkansas (4).....	L, 79-83
D30	SMU (4).....	L, 71-74
J3	Mississippi State.....	W, 85-64
J6	Southern Miss*.....	W, 74-71
J10	New Orleans.....	W, 80-65



Tulane's 1993-94 squad became the first team to qualify for the postseason, earning a spot in the WNIT. It would start an impressive streak for the Green Wave as Tulane made the NCAA's every year from 1995-2003.



Year-By-Year Results

J13	at VCU*	W, 76-65
J15	at Louisville*	L, 56-74
J18	at LSU	W, 57-50
J22	at Southern Miss*	W, 83-70
J27	Virginia Tech*	W, 72-62
J29	South Florida*	W, 74-58
F3	VCU*	L, 63-66
F5	Louisville*	W, 79-69
F10	at Charlotte*	W, 71-57
F12	at Virginia Tech*	L, 65-77
F17	at South Florida*	W, 73-67
F21	Louisiana-Lafayette	W, 84-33
F24	Charlotte*	W, 85-83 (ot)
M8	vs South Florida (5)	W, 67-62
M9	at Louisville (5)	L, 65-70 (ot)
M16	at Texas Tech (6)	L, 72-87

* denotes Metro Conference games

(1) Coors-Rocky Mountain Invite, Colorado Springs, Colo.

(2) Green Wave Classic, Fogelman Arena

(3) Metro-SEC Challenge, Jackson, Miss.

(4) Pontchartrain Center

(5) Metro Conference Tournament, Louisville, Ky.

(6) NCAA Midwest First Round, Lubbock, Texas

1995-96 (21-10)

Head Coach: Lisa Stockton

NCAA First Round

N26	Eastern Washington	W, 85-63
N29	Rice	W, 69-62
D2	at McNeese State	W, 77-73
D9	at Mississippi State	W, 71-63
D18	vs Xavier (OH) (1)	W, 71-63
D19	vs South Carolina (1)	L, 66-72
D20	vs Holy Cross (1)	W, 66-54
D28	LSU	L, 58-61
D30	vs Robert Morris (2)	W, 84-52
D31	at UNC Greensboro (2)	W, 71-69
J3	at Southern Methodist	W, 71-62
J5	Charlotte*	W, 75-70
J12	at South Florida*	W, 81-58
J14	at UAB*	L, 54-66
J16	vs New Orleans (3)	W, 67-65
J19	Saint Louis*	W, 82-49
J21	Cincinnati*	W, 73-64
J26	at Louisville*	W, 73-72 (ot)
J28	at Memphis*	L, 64-96
F1	at Southern Miss*	L, 82-84 (ot)
F6	Nicholls State	W, 62-43
F9	Marquette*	W, 63-51
F11	at DePaul*	L, 73-81
F13	at George Washington	L, 70-73
F16	UAB*	L, 61-69 (ot)
F18	South Florida*	W, 76-45
F21	Southern Miss*	W, 72-67 (ot)
F25	at Charlotte*	W, 64-53
M1	vs UAB (4)	W, 72-53
M2	vs DePaul (4)	L, 73-85
M15	at Colorado (5)	L, 75-83

*denotes Conference USA game

(1) Northern Lights Invitational, Anchorage, Alaska

(2) Marriott Classic, Greensboro, N.C.

(3) Sugar Bowl Classic, Louisiana Superdome

(4) Conference USA Tournament, Birmingham, Ala.

(5) NCAA West Region First Round, Boulder, Colo.

1996-97 (27-5)

Head Coach: Lisa Stockton

Conference USA Champions

C-USA Tournament Champions

NCAA Second Round

N15	at Louisiana Tech (1)	L, 50-77
N25	vs New Orleans (2)	W, 91-77
N30	Mississippi	W, 69-54
D2	at South Alabama	W, 76-54
D6	Troy State	W, 95-77
D9	at Southwestern La.	W, 81-38
D21	vs Iowa State (3)	W, 68-61
D22	at Pepperdine (3)	W, 58-49
D28	UNC Greensboro (4)	W, 89-46
D29	Colorado State (4)	W, 105-72
J5	Memphis*	L, 73-86
J7	at Southern Miss*	W, 72-45
J10	at Charlotte*	W, 77-69
J14	at New Orleans	W, 68-65
J17	South Florida*	W, 87-48
J19	UAB*	W, 77-54
J24	at Saint Louis*	W, 75-53
J26	at Cincinnati*	W, 79-67
J28	at LSU	L, 74-75 (ot)
J31	Louisville*	W, 77-72
F5	at Houston*	W, 95-49
F9	Southern Miss*	W, 88-63



Tulane's 1996-97 team was the first squad in school history to record the hat trick of winning the Conference USA regular-season championship, claiming the C-USA Tournament title and earning a berth in the NCAA Tournament.

F14	Marquette*	W, 76-70
F16	DePaul*	W, 67-59
F18	at Nicholls State	W, 77-57
F21	at UAB*	W, 67-49
F23	at South Florida*	L, 70-81
M1	vs Saint Louis (5)	W, 75-57
M2	vs Louisville (5)	W, 76-74
M3	vs Marquette (5)	W, 76-53
M15	vs UC Santa Barbara (6)	W, 72-69
M17	vs George Washington (6)	L, 67-81

*denotes Conference USA game

(1) Preseason Women's NIT

(2) NOKIA Sugar Bowl Classic, Louisiana Superdome

(3) Malibu Classic, Malibu, Calif.

(4) Tulane/Doubletree Classic, Fogelman Arena

(5) Conference USA Tournament, Chicago, Ill.

(6) NCAA East Region First & Second Rounds, Wash., D.C.

1997-98 (21-7)

Head Coach: Lisa Stockton

NCAA First Round

N15	at Missouri-Kansas City	W, 75-47
N21	at Mississippi	W, 68-55
N25	SMU	L, 58-68
N29	LSU	W, 65-54
D1	South Alabama	W, 101-38
D6	vs Colorado (1)	W, 63-62
D7	at Fairfield (1)	W, 63-36
D21	Southern Miss*	L, 70-71
D27	Appalachian State (2)	W, 81-41
D28	Holy Cross (2)	W, 78-67
J2	Houston*	W, 86-65
J4	South Florida*	W, 70-39
J9	at UAB*	W, 63-44
J11	at Memphis*	L, 77-90
J17	DePaul*	W, 91-81
J20	at Marquette*	L, 58-77
J23	Saint Louis*	W, 85-44
J25	Charlotte*	W, 93-55
J27	New Orleans	W, 88-64
J31	at Louisville*	L, 66-81
F2	at Cincinnati*	W, 82-78 (ot)
F6	Memphis*	W, 89-67
F8	UAB*	W, 69-38
F14	at Houston*	W, 73-45
F16	at South Florida*	W, 55-52
F21	at Southern Miss*	W, 62-34
F28	vs Cincinnati (3)	L, 62-77
M13	vs Kansas (4)	L, 68-72

*denotes Conference USA game

(1) Women's Classic, Fairfield, Conn.

(2) Tulane/Doubletree Invitational, Fogelman Arena

(3) Conference USA Tournament, Louisville, Ky.

(4) NCAA West Region First Round, Iowa City, Iowa

1998-99 (24-6)

Head Coach: Lisa Stockton

Conference USA Champions

C-USA Tournament Champions

NCAA First Round

N14	at LSU	L, 54-81
N22	Miami	W, 63-56
N28	at VCU	W, 52-51
N30	at Richmond	W, 77-72
D5	at SMU	W, 81-80
D8	Texas A&M	W, 66-61
D13	vs Auburn	W, 64-53
D22	at Southern Miss*	W, 75-52
D28	Furman (1)	W, 92-56
D29	Maine (1)	W, 85-76
J1	at South Florida*	L, 67-70
J3	at Houston*	W, 82-62
J8	Memphis*	W, 98-51
J10	UAB*	W, 80-74
J14	Marquette*	W, 86-73
J16	vs New Orleans	W, 71-51
J18	at DePaul*	W, 81-72
J22	at Charlotte*	W, 70-52
J24	at Saint Louis*	W, 73-52
J29	Louisville*	L, 58-63
J31	Cincinnati*	L, 51-70
F4	at UAB*	L, 68-70
F6	at Memphis*	W, 72-63
F12	Houston*	W, 85-62
F14	South Florida*	W, 99-60
F20	Southern Miss*	W, 85-64
F27	vs Charlotte (2)	W, 69-60
F28	vs Louisville (2)	W, 87-74
M1	vs Cincinnati (2)	W, 58-44
M13	vs Saint Joseph's (3)	L, 72-83

*denotes Conference USA game

(1) Tulane/Doubletree Classic, Fogelman Arena

(2) C-USA Tournament, Fogelman Arena

(3) NCAA East Region First Round, Durham, N.C.

1999-2000 (27-5)

Head Coach: Lisa Stockton

C-USA Tournament Champions

NCAA Second Round

N19	at Siena	W, 97-92 (ot)
N26	UNC Asheville	W, 96-32
N28	at Miami	W, 75-66
D2	Alabama	W, 81-69
D4	Georgetown	W, 72-62
D8	at Texas A&M	W, 91-74
D13	SMU	W, 81-69
D21	vs Nicholls State (1)	W, 81-51
D27	Providence (2)	W, 81-57
D28	West Virginia (2)	W, 104-75
D31	LSU	W, 76-72
J3	Southern Miss*	W, 91-77
J7	UAB*	W, 74-73
J9	Memphis*	W, 83-67
J14	at Cincinnati*	L, 59-70
J16	at Louisville*	L, 72-75

J21	at Houston*	W, 92-74
J23	at South Florida*	W, 84-78
J28	Saint Louis*	W, 91-64
J30	at Charlotte*	W, 78-68
F3	DePaul*	W, 86-76
F5	Marquette*	L, 62-81
F10	Houston*	W, 83-53
F12	South Florida*	W, 87-66
F17	at UAB*	W, 73-69
F19	at Memphis*	W, 87-67
F27	at Southern Miss*	L, 72-78
M4	vs Cincinnati (3)	W, 91-78
M5	vs Charlotte (3)	W, 79-75
M6	vs UAB (3)	W, 73-70
M18	vs Vermont (4)	W, 65-60
M20	at Texas Tech (4)	L, 59-76

*denotes Conference USA game

(1) at Houma Civic Center

(2) Tulane/Doubletree Classic, Fogelman Arena

(3) Conference USA Tournament, Louisville, Ky.

(4) NCAA Midwest Regional, Lubbock, Texas

2000-01 (22-10)

Head Coach: Lisa Stockton

C-USA Tournament Champions

NCAA First Round

N10	Grambling (1)	W, 92-64
N12	at Texas (1)	L, 47-71
N17	Nicholls State	W, 73-54
N19	vs New Orleans (2)	W, 100-67
N22	at Alabama	L, 63-64
D2	at Georgetown	L, 64-69
D4	Missouri State	L, 61-67
D6	at SMU	W, 75-66
D10	at LSU	L, 61-68
D21	Boston University	W, 110-66
D27	William & Mary (3)	W, 69-51
D28	Hartford (3)	W, 75-45
J2	at Southern Miss*	W, 72-65
J5	at Saint Louis*	W, 52-51
J7	Charlotte*	W, 78-64
J12	South Florida*	W, 67-38
J14	Houston*	L, 80-90 (ot)
J19	at Memphis*	W, 67-58
J21	at UAB*	W, 74-67
J26	Louisville*	L, 60-64
J28	Cincinnati*	W, 83-74
F2	at Marquette*	W, 78-66
F4	at DePaul*	L, 62-72
F9	at South Florida*	W, 70-52
F11	at Houston*	W, 75-59
F16	Memphis*	L, 61-76
F18	UAB*	W, 71-62 (ot)
F22	Southern Miss*	W, 84-45
M3	at Marquette (4)	W, 59-58
M4	vs Houston (4)	W, 78-74
M5	vs Cincinnati (4)	W, 63-50
M16	vs Florida State (5)	L, 70-72

*denotes Conference USA game

(1) Preseason Women's NIT

(2) Alario Center, Westwego, La.

(3) Tulane/Doubletree Classic, Fogelman Arena

(4) Conference USA Tournament, Milwaukee, Wis.

(5) NCAA Midwest Region First Round, Ames, Iowa

2001-02 (24-11)

Head Coach: Lisa Stockton

NCAA Second Round

N16	High Point	W, 86-62
N23	vs UPR-Mayaguez (1)	W, 109-39
N24	vs Hampton (1)	W, 82-75
N25	vs Nebraska (1)	W, 84-78
N29	Purdue (2)	L, 52-64
D1	McNeese State (3)	W, 90-34
D2	Florida (3)	W, 57-51
D5	at Missouri State	W, 49-46
D8	Penn	W, 82-64
D11	Nicholls State	W, 71-48
D21	at Drake	L, 58-67
D28	Buffalo (4)	W, 76-29
D29	Virginia (4)	W, 74-63
J2	at Boston University	W, 78-63
J5	Southern Miss*	W, 69-68
J7	at New Orleans	L, 69-76
J11	at Memphis*	W, 77-59
J13	at Saint Louis*	L, 56-57
J18	UAB*	W, 60-58
J20	South Florida*	L, 64-69
J25	at DePaul*	L, 69-77
J27	at Marquette*	L, 44-65
F1	Cincinnati*	L, 50-76
F3	Louisville*	W, 70-54

Year-By-Year Results



F8	at Houston*	L, 74-85
F10	at TCU*	W, 63-59 (ot)
F16	at Southern Miss*	W, 70-55
F22	Charlotte*	W, 65-57
F24	East Carolina*	W, 68-51
M1	vs UAB (5)	W, 63-52
M2	at DePaul (5)	W, 88-83
M3	vs TCU (5)	W, 80-76 (ot)
M4	vs Cincinnati (5) [ESPN2]	L, 56-68
M16	vs Colorado State (6)	W, 73-69
M20	at Stanford (6) [ESPN]	L 55-77

2002-03 (19-10)

Head Coach: Lisa Stockton

NCAA First Round

N22	at James Madison	W, 58-46
N29	at Oregon State	L, 51-56
D1	at Portland	W, 86-56
D5	Alabama State	W, 70-57
D7	No. 13 Louisiana Tech (1)	L, 53-68
D9	Drake	W, 74-61
D19	Southeastern Louisiana	W, 86-43
D22	at Arkansas State	W, 69-64
D28	UNC Greensboro (2)	W, 63-43
D29	Boston College (2)	W, 69-50
J2	at Purdue	L, 66-76
J5	at Auburn	L, 64-75 (ot)
J11	Southern Miss*	W, 64-42
J13	New Orleans	W, 81-59
J17	Saint Louis*	W, 58-50
J19	Memphis*	W, 70-46
J24	at Southern Miss*	W, 67-54
J31	at Louisville*	L, 70-77
F2	at Cincinnati*	W, 62-53
F7	Marquette*	L, 47-59
F9	DePaul*	L, 50-69
F14	at South Florida*	W, 87-55
F16	at UAB*	W, 78-51
F21	Houston*	W, 65-62
F23	TCU*	W, 74-65
F28	at East Carolina*	W, 85-64
M2	at Charlotte*	L, 80-86
M7	vs TCU (3)	L, 65-78
M22	vs Minnesota (4)	L, 48-68

*denotes Conference USA game

- (1) New Orleans Arena
(2) Tulane/Doubltree Classic, Fogelman Arena
(3) Conference USA Tournament, Memphis, Tenn.
(4) NCAA West Region First Round, Palo Alto, Calif.

2003-04 (10-18)

Head Coach: Lisa Stockton

N21	at Louisiana-Monroe	L, 67-70
N25	Oregon State	W, 73-58
N29	George Mason	L, 60-61
D2	at Louisiana Tech	L, 37-96
D6	vs Wichita State (1)	W, 62-59
D7	at Cal (1)	L, 61-66
D18	James Madison	W, 66-64
D20	Nicholls State	W, 77-55
D27	Marist (2)	L, 46-60
D28	Yale (2)	W, 74-62
D30	LSU (3)	L, 42-65
J5	at Texas A&M Corpus Christi	W, 57-53
J8	Arkansas State	W, 59-56
J10	at Southern Miss*	L, 51-68
J16	East Carolina*	L, 58-65
J18	Charlotte*	L, 61-72
J23	at Marquette*	L, 55-69
J25	at DePaul*	L, 60-99
J31	Memphis*	L, 64-76
F2	Saint Louis*	W, 78-64
F6	at TCU*	L, 44-76
F8	at Houston*	L, 78-83 (3ot)
F13	Louisville*	L, 47-48
F15	Cincinnati*	W, 61-50
F20	at UAB*	L, 74-80
F22	at South Florida*	L, 60-77
F27	Southern Miss*	W, 65-51
M4	vs Marquette (3)	L, 44-61

*denotes Conference USA game

- (1) Oakland Tribune Classic, Berkeley, Calif.
(2) Tulane/Doubltree Classic, Fogelman Arena
(3) Conference USA Tournament, Fort Worth, Texas

2004-05 (11-16)

Head Coach: Lisa Stockton

N19	at Howard	L, 59-67
N21	at George Mason	W, 62-56
N23	Jacksonville State	W, 54-51
N26	vs Texas A&M (1)	L, 64-79
N27	at Texas State (1)	W, 74-71
D1	Louisiana-Monroe	W, 66-57
D5	Auburn	L, 37-54
D7	Texas A&M Corpus Christi	L, 57-75
D19	Nicholls State	W, 73-68
D21	Portland	W, 68-57
D28	Stephen F. Austin (2)	W, 79-72
D29	Pepperdine (2)	W, 62-40
J2	at LSU	L, 45-79
J7	Houston*	L, 54-55
J9	TCU*	L, 66-78
J14	at Memphis*	L, 53-56
J16	at Saint Louis*	L, 71-80
J21	DePaul*	L, 50-80
J23	Marquette*	W, 74-54
J28	at Charlotte*	L, 38-62
J30	at East Carolina*	W, 64-62
F5	at Southern Miss*	L, 73-80
F11	South Florida*	L, 61-65
F13	UAB*	L, 41-55
F18	at Cincinnati*	L, 41-55
F20	at Louisville*	L, 51-70
F26	Southern Miss*	W, 79-49

*denotes Conference USA games

- (1) CenturyTel Bobcat Classic, San Marcos, Texas
(2) Tulane/Double Tree Classic, Fogelman Arena

2005-06 (15-12)

Head Coach: Lisa Stockton

N18	Howard (1)	W, 84-79
N25	at UTEP*	W, 68-63
D3	vs Chicago State (2)	L, 64-65
D4	Lehigh (2)	W, 65-63
D18	Central Conn. State	W, 72-60
D20	at LSU	L, 60-89
D28	Samford (3)	L, 55-64
D29	Toledo (3)	W, 77-67 (ot)
J2	Miami (Ohio)	W, 88-72
J6	SMU*	L, 66-78
J8	Tulsa*	L, 63-70
J13	at UCF*	L, 52-60
J15	at Southern Miss*	L, 60-75
J21	at Southeastern Louisiana	W, 69-62
J22	Memphis*	W, 74-58
J27	at Houston*	W, 61-54
J29	at Rice*	L, 69-82
F4	UTEP*	L, 58-59
F6	at UAB*	W, 86-84
F10	Houston*	W, 65-54
F12	Rice*	L, 56-68
F17	Marshall*	W, 58-40
F19	East Carolina*	W, 81-78
F24	at Tulsa*	L, 63-74
F26	at SMU*	W, 71-58
M2	vs UCF (4)	W, 69-52
M3	vs SMU (4)	L, 84-86

*denotes Conference USA games

- (1) Lubbock Christian University, Lubbock, Texas
(2) Fiesta Bowl Classic, Tucson, Ariz.
(3) Tulane/Double Tree Classic, Fogelman Arena
(4) Conference USA Tournament, Dallas, Texas

2006-07 (26-7)

Head Coach: Lisa Stockton

Conference USA Champions WNIT Second Round

N10	Stephen F. Austin	W, 75-52
N17	Rhode Island	W, 76-70
N19	LSU	L, 39-59
N21	Loyola	W, 94-50
N24	vs Villanova (1)	W, 72-60
N25	at Florida International (1)	W, 69-64
N29	at Texas Tech	L, 50-77
D3	at Miami (Ohio)	W, 82-67
D9	Alabama	W, 83-68
D20	Lamar	W, 83-70
D22	at Winthrop	W, 58-53
D29	Fordham (2)	W, 78-44
D30	Texas-Arlington (2)	W, 68-65
J2	at UTEP*	L, 76-80
J5	Houston*	W, 83-61
J7	Rice*	L, 52-61
J12	at Tulsa*	W, 75-62
J14	at SMU*	W, 63-58



The 2006-07 Green Wave squad was the first to win the Conference USA regular-season title outright and advanced to the WNIT for the second time in school history and finishing the year with a 26-7 record.

J20	UTEP*	W, 81-56
J26	Southern Miss*	W, 66-50
J28	UCF*	W, 85-47
F1	at Houston*	W, 71-56
F3	at Rice*	W, 71-68
F7	at Memphis*	W, 77-61
F10	UAB*	W, 66-48
F15	at Marshall*	W, 67-64
F17	at East Carolina*	L, 68-76
F22	SMU*	W, 78-72
F24	Tulsa*	W, 78-70
M2	vs Houston (3)	W, 62-55
M3	vs Rice (3)	L, 52-64
M14	Jackson State (4)	W, 76-43
M18	at Mississippi State (5)	L, 73-79

*denotes Conference USA games

- (1) FIU Thanksgiving Classic, Miami, Fla.
(2) Tulane/Double Tree Classic, Fogelman Arena
(3) Conference USA Tournament, Tulsa, Okla.
(4) WNIT First Round, Fogelman Arena
(5) WNIT Second Round, Starkville, Miss.

2007-08 (16-14)

Head Coach: Lisa Stockton

N10	at Alabama	W, 64-56
N13	Georgia Tech	L, 61-66
N16	at Stephen F. Austin	W, 56-45
N18	Winthrop	W, 63-52
N21	vs Kansas State (1)	W, 60-57
N22	vs Northern Illinois (1)	W, 70-57
N27	at Louisiana-Lafayette	W, 89-61
D2	No. 7 LSU	L, 36-52
D5	at Rhode Island	W, 74-65
D20	Robert Morris (2)	L, 71-82
D21	Texas-San Antonio	W, 76-42
D29	Louisiana-Monroe	W, 77-72
J2	Nicholls State (3)	W, 69-47
J4	at Rice* (4)	W, 61-38
J6	at Houston*	L, 64-74
J12	UTEP*	L, 66-81
J18	Memphis*	L, 66-74
J20	UAB*	L, 56-67
J26	at UTEP*	L, 44-60
J31	at Tulsa*	L, 56-64
F2	at SMU*	L, 69-81
F7	at East Carolina*	W, 70-65
F10	Marshall*	W, 61-56
F14	Rice*	L, 73-78
F16	Houston*	W, 73-69
F22	at UCF*	L, 71-77
F24	at Southern Miss*	L, 67-72
F28	Tulsa*	W, 80-60
M1	SMU*	W, 71-68
M3	vs Marshall (5)	L, 58-65

*denotes Conference USA games

- (1) Cancun Caribbean Challenge, Cancun, Mexico
(2) Tulane/Double Tree Classic
(3) New Orleans Arena
(4) Houston Baptist, Houston, Texas
(5) Conference USA Tournament, Orlando, Fla.

2008-09 (18-14)

Head Coach: Lisa Stockton

N14	Illinois State (1)	W, 75-62
N16	at Arizona State (2)	L, 53-86
N20	at VCU (3)	L, 49-65
N24	at LSU	L, 47-63
N26	Louisiana-Lafayette	W, 80-65
N29	at Louisiana-Monroe	W, 62-60
D5	vs Jackson State (4)	W, 74-48
D6	Indiana State (5)	W, 66-55
D17	at Nicholls State	W, 108-66
D20	Alabama State (6)	W, 80-48
D21	Providence (6)	W, 68-46
D28	Temple	L, 71-75 (ot)
D30	South Florida	L, 66-80
J2	at UTEP*	W, 57-48
J4	at Georgia Tech	L, 52-69
J9	Houston*	L, 56-58
J11	Rice*	W, 91-63
J18	UTEP*	L, 60-73
J22	SMU*	L, 56-59
J24	Tulsa*	W, 78-41
J29	at UAB*	L, 49-51
J31	at Memphis*	W, 59-44
F5	at Marshall*	W, 58-45
F9	East Carolina*	W, 72-69
F12	at Houston*	L, 53-60
F14	at Rice*	L, 54-62
F19	Southern Miss*	W, 77-60
F21	UCF*	W, 73-64
F26	at SMU*	L, 49-61
F28	at Tulsa*	W, 64-56
M5	Tulsa (7)	W, 49-44
M6	Southern Miss (7)	L, 55-72

*denotes Conference USA games

- (1) Preseason WNIT First Round, Fogelman Arena
(2) Preseason WNIT Second Round, Tempe, Ariz.
(3) Preseason WNIT Consolation Round, Richmond, Va.
(4) Big Easy Classic, Lakefront Arena
(5) Big Easy Classic, Fogelman Arena
(6) Tulane/Double Tree Classic, Fogelman Arena
(7) Conference USA Tournament, Fogelman Arena

T Year-By-Year Results



Tulane's 2009-10 team went 26-7, won both the Conference USA regular-season and tournament titles, and earned a spot in the NCAA Tournament.

2009-10 (26-7)

Head Coach: Lisa Stockton

Conference USA Champions

C-USA Tournament Champions

NCAA First Round

N13	Louisiana-Monroe.....	W, 86-52
N20	vs Liberty (1).....	L, 52-63
N21	vs Loyola-Md. (1).....	W, 58-43
N25	No. 7 LSU.....	L, 65-73 (ot)
D1	at South Alabama.....	W, 73--71
D4	Prairie View A&M (2).....	W, 67-63
D5	vs Longwood (3).....	W, 73-58
D17	at South Florida.....	W, 76-72
D20	Stephen F. Austin.....	W, 84-51
D22	McNeese State.....	W, 75-45
D28	Long Island (4).....	W, 82-59
D29	Texas Tech (4).....	W, 67-49
J4	at Southeastern Louisiana....	W, 81-45
J8	Houston*.....	L, 68-70
J10	Rice*.....	W, 82-60
J15	at Tulsa*.....	W, 58-55
J17	at SMU*.....	L, 59-70
J23	Southern Miss*.....	W, 80-63

J28	UTEP*.....	W, 57-47
J31	at UCF*.....	W, 72-70
F5	Tulsa*.....	L, 67-80
F7	SMU*.....	W, 78-59
F11	at Marshall*.....	W, 64-54
F13	at East Carolina*.....	W, 56-51
F18	Memphis*.....	W, 86-61
F20	UAB*.....	W, 64-56
F25	at Rice*.....	W, 81-69 (ot)
F27	at Houston*.....	L, 62-74
M3	at UTEP*.....	W, 66-64
M9	vs UCF (5).....	W, 63-62
M10	vs East Carolina (5).....	W, 73-64
M12	vs UAB (5).....	W, 62-54
M20	vs Georgia (6).....	L, 59-64

* denotes Conference USA games
 (1) Navy Classic, Annapolis, Md.
 (2) Big Easy Classic, Fogelman Arena
 (3) Big Easy Classic, Lakefront Arena
 (4) Tulane/DoubleTree Classic
 (5) Conference USA Tournament, Tulsa, Okla.
 (6) NCAA Sacramento Regional 1st & 2nd Round, Tempe, Ariz.

2010-11 (23-11)

Head Coach: Lisa Stockton

WNIT Second Round

N13	South Alabama.....	W, 72-63
N16	Mississippi State.....	W, 62-42
N20	at Stephen F. Austin.....	W, 83-65
N23	at LSU.....	W, 54-52
N27	vs Portland State (1).....	L, 76-83
N28	vs Cal State Fullerton (1).....	W, 80-62
D3	Saint Joseph's (2).....	W, 67-58
D5	Detroit (2).....	W, 63-55
D17	Louisiana Tech.....	L, 72-78
D20	at Louisiana-Monroe.....	W, 78-67
D29	Nicholls State (3).....	W, 84-65
D30	Old Dominion (3).....	W, 62-59
J3	Southeastern Louisiana.....	W, 85-57
J6	SMU*.....	W, 62-58
J9	at UAB*.....	W, 81-53
J13	East Carolina*.....	W, 71-61
J16	at Marshall*.....	W, 68-38
J20	Southern Miss*.....	L, 81-86 (ot)
J23	at Tulsa*.....	W, 80-66
J27	Rice*.....	L, 70-74 (ot)
J30	UTEP*.....	W, 69-63
F3	at SMU*.....	L, 73-77
F6	Houston*.....	L, 85-70
F13	at UTEP*.....	L, 61-65
F17	at UCF*.....	L, 69-73 (ot)
F20	Memphis*.....	W, 75-63
F24	at Rice*.....	W, 82-77
F27	Tulsa*.....	W, 73-62
M5	at Houston*.....	L, 84-90 (ot)
M10	vs East Carolina (4).....	W, 83-72
M11	vs Houston (4).....	W, 70-60
M12	vs UCF (4).....	L, 73-85
M17	Southern (5).....	W, 61-31
M21	at Oral Roberts (5).....	L, 86-92

* denotes Conference USA games
 (1) Colliers International Classic; Berkeley, Calif
 (2) Big Easy Classic, Fogelman Arena
 (3) Tulane/DoubleTree Classic; Fogelman Arena
 (4) Conference USA Tournament, El Paso, Texas
 (5) WNIT

2011-12 (23-11)

Head Coach: Lisa Stockton

WNIT Second Round

N11	Loyola-New Orleans.....	W, 74-49
N13	Louisiana-Monroe.....	W, 62-45
N19	No. 20 LSU.....	W, 65-62 (ot)
N21	New Orleans.....	W, 86-39
N24	vs No. 15 Purdue (1).....	L, 48-61
N25	vs Idaho State (1).....	W, 45-37
D2	at Louisiana Tech.....	W, 61-52
D4	at Mississippi State.....	L, 55-70
D9	at North Texas.....	W, 55-47
D11	Southern.....	W, 66-59
D21	at Louisiana-Lafayette.....	W, 75-40
D28	College of Charleston (2).....	W, 57-42
D29	Hampton (2).....	W, 66-53
J5	at Memphis*.....	L, 59-61
J8	UCF*.....	W, 64-52
J12	at Rice*.....	L, 49-67
J15	UTEP*.....	L, 64-65 (ot)
J19	UAB*.....	W, 52-41
J22	at Tulsa*.....	W, 66-51
J29	Marshall*.....	W, 68-52
F2	at East Carolina*.....	W, 63-49
F5	SMU*.....	W, 75-63
F9	at Houston*.....	W, 71-51
F12	at UTEP*.....	L, 65-80
F16	Rice*.....	W, 50-47 (ot)
F19	at Southern Miss*.....	L, 51-56
F23	Tulsa*.....	L, 59-72
F26	at SMU*.....	L, 49-54
M1	Houston*.....	W, 71-43
M8	vs East Carolina (3).....	W, 67-51
M9	at Memphis (3).....	W, 63-44
M10	vs UTEP (3).....	L, 65-69
M15	Mississippi Valley State (4)....	W, 68-61
M18	at Texas Tech (4).....	L, 55-69

* denotes Conference USA games
 (1) Cancun Challenge; Cancun, Mexico
 (2) Tulane/DoubleTree Classic; Fogelman Arena
 (3) Conference USA Championship; Memphis, Tenn.
 (4) WNIT

Largest Margin Of Victory...All Games

	Margin	Opponent/Score	Date
1.	70	at UPR-Mayaguez/109-39.....	11/23/2001
2.	64	UNC-Asheville/96-32.....	11/26/1999
3.	63	South Alabama/101-38.....	12/1/2001
	63	Spring Hill/82-19.....	1/29/1997
5.	56	McNeese State/90-34.....	12/1/2001
6.	51	Louisiana-Lafayette/84-33.....	2/21/1995
7.	47	New Orleans/86-39.....	11/21/2011
	47	Buffalo/76-29.....	12/28/2001
	47	Memphis/98-51.....	1/8/1999
10.	46	at Houston/95-49.....	2/5/1997

Largest Margin Of Victory...Conference Games

	Margin	Opponent/Score	Date
1.	47	Memphis/98-51.....	1/8/1999
2.	46	at Houston/95-49.....	2/5/1997
3.	41	Saint Louis/85-44.....	1/23/1998
4.	39	Southern Miss/84-45.....	2/22/2001
	39	South Florida/87-48.....	1/17/1997
	39	South Florida/99-60.....	2/14/1999
7.	38	UCF/85-47.....	1/28/2007
	38	Charlotte/93-55.....	1/25/1998
9.	37	Tulsa/78-41.....	1/24/2009
10.	33	Saint Louis/82-49.....	1/19/1996

Largest Margin Of Defeat...All Games

	Margin	Opponent/Score	Date
1.	81	at Southeastern Louisiana/111-30.....	2/2/1976
2.	59	at Louisiana Tech/96-37.....	12/2/2003
3.	55	Florida State/100-45.....	2/5/1990
4.	53	at Louisiana Tech/103-50.....	12/12/1981
5.	49	LSU/106-57.....	12/10/1983

Largest Margin Of Defeat...Conference Games

	Margin	Opponent/Score	Date
1.	55	Florida State/100-45.....	2/5/1990
2.	39	at DePaul/99-60.....	1/25/2004
3.	38	Florida State/104-66.....	2/25/1991
	38	at Southern Miss/73-35.....	1/13/1990
5.	37	at Florida State/103-66.....	1/8/1990

Longest Winning Streak...All Games

No	First Win	Last Win	Loss
14	11/19/99.....	1/9/00.....	Memphis 1/14/00.....
10	1/12/07.....	2/15/07.....	at Marshall 2/17/07.....
9	12/1/09.....	1/4/10.....	SE Louisiana 1/8/10.....
9	11/22/98.....	12/29/98.....	Maine 1/1/99.....
9	11/25/96.....	12/29/96.....	Colorado St. 1/5/97.....

Longest Winning Streak...Conference Games

No	First Win	Last Win	Loss
12	1/7/97.....	2/21/97.....	at UAB 2/23/97.....
10	1/12/07.....	2/15/07.....	at Marshall 2/17/07.....
*8	2/10/02.....	1/24/03.....	at S.Miss 1/31/03.....
*7	2/6/99.....	1/9/00.....	Memphis 1/14/00.....
7	1/3/99.....	1/24/99.....	at Saint Louis 1/29/99.....

Longest Winning Streak...All Home Games

No	First Win	Last Win	Loss
*18	12/27/97.....	1/14/99.....	Marquette 1/29/99.....
*12	2/3/02.....	1/19/03.....	Marquette 2/7/03.....
12	11/26/99.....	2/3/00.....	DePaul 2/5/00.....
*11	2/20/11.....	1/8/12.....	UCF 1/15/12.....
*10	2/18/01.....	1/18/02.....	UAB 2/16/02.....
10	11/28/87.....	1/30/88.....	UAB 2/15/88.....

Longest Winning Streak...Conference Home Games

No	First Win	Last Win	Loss
*11	1/2/98.....	1/14/99.....	Marquette 1/29/99.....
*8	2/12/99.....	2/3/00.....	DePaul 2/5/00.....
6	1/20/07.....	2/24/07.....	Tulsa 1/12/08.....
*6	2/3/02.....	2/19/03.....	Memphis 2/7/03.....
6	1/17/97.....	2/17/97.....	DePaul 12/21/97.....
*6	2/5/95.....	2/9/96.....	Marquette 2/16/96.....
*6	2/22/92.....	2/15/93.....	Virginia Tech 2/22/93.....

Longest Winning Streak...All Road Games*

No	First Win	Last Win	Loss
*10	11/25/96.....	1/26/97.....	Cincinnati 1/29/97.....
7	11/10/07.....	1/4/08.....	Rice 1/6/08.....
6	11/21/09.....	1/15/10.....	Tulsa 1/17/10.....
6	1/12/07.....	2/15/07.....	Marshall 2/17/07.....

Longest Winning Streak...Conference Road Games

No	First Win	Last Win	Loss
*7	2/25/96.....	2/21/97.....	UAB 2/23/97.....
6	1/12/07.....	2/15/07.....	Marshall 2/17/07.....
5	1/2/01.....	2/2/01.....	Marquette 2/4/01.....
5	1/21/00.....	1/19/00.....	Memphis 2/27/00.....
*5	2/2/98.....	12/22/98.....	S.Miss 1/1/99.....

*spanned two seasons +includes neutral-site games

**ALABAMA • 3-7**

12/10/1982.....	1	L	58-66
01/4/1989.....	A	L	64-80
01/22/1989.....	H	L	67-69
01/03/1990.....	H	L	63-71
11/22/1991.....	H	L	58-61
01/26/1993.....	A	L	74-90
12/02/1999.....	H	W	81-69
11/22/2000.....	A	L	63-64
12/09/2006.....	H	W	83-68
11/10/2007.....	A	W	64-56

(1) Ruston, La.

ALABAMA-BIRMINGHAM (UAB) • 22-9

01/29/1980.....	H	L	69-72
11/30/1984.....	A	L	82-85
01/18/1988.....	H	W	87-61
12/09/1988.....	A	W	59-43
01/14/1996.....	A	L	54-56
02/16/1996.....	H	L	61-69 (ot)
03/01/1996.....	A/1	W	72-53
01/19/1997.....	H	W	77-54
02/21/1997.....	A	W	67-49
01/09/1998.....	A	W	63-44
02/08/1998.....	H	W	69-38
01/10/1999.....	H	W	80-74
02/04/1999.....	A	L	68-70
01/07/2000.....	H	W	74-73
02/17/2000.....	A	W	73-69
03/06/2000.....	2	W	73-70
01/21/2001.....	A	W	74-67
02/18/2001.....	H	W	71-62 (ot)
01/18/2002.....	H	W	60-58
03/01/2002.....	3	W	63-52
02/16/2003.....	A	W	78-51
02/20/2004.....	A	L	74-80
02/13/2005.....	H	L	41-55
02/06/2006.....	A	W	86-84
02/10/2007.....	H	W	66-48
01/20/2008.....	H	L	56-67
01/29/2009.....	A	L	49-51
02/20/2010.....	H	W	64-56
03/12/2010.....	4	W	62-54
01/09/2011.....	A	W	81-53
01/19/2012.....	H	W	52-41

(1) Conference USA Tournament, Birmingham, Ala.

(2) Conference USA Tournament, Louisville, Ky.

(3) Conference USA Tournament, Chicago, Ill.

(4) Conference USA Tournament, Tulsa, Okla.

ALABAMA STATE • 2-0

12/05/2002.....	H	W	70-57
12/20/2008.....	H/1	W	80-48

(1) Tulane/DoubleTree Classic, Fogelman Arena

ALCON STATE • 2-0

01/14/1987.....	H	W	81-60
02/25/1987.....	A	W	78-74

ARIZONA STATE • 0-2

12/07/1986.....	H	L	68-83
11/16/2008.....	A/1	L	53-86

(1) Preseason WNIT Second Round, Tempe, Ariz.

ARKANSAS • 0-3

01/11/1980.....	H	L	65-66
01/19/1994.....	A	L	59-71
12/28/1994.....	H/1	L	79-83

(1) Pontchartrain Center

ARKANSAS-LITTLE ROCK • 1-0

01/30/1988.....	H	W	73-55
-----------------	---	---	-------

ARKANSAS-PINE BLUFF • 1-0

11/28/1987.....	1	W	78-54
-----------------	---	---	-------

(1) Baton Rouge, La.

ARKANSAS STATE • 2-1

03/25/1994.....	1	L	66-72
12/22/2002.....	A	W	69-64
01/08/2004.....	H	W	59-56

(1) NWIT, Amarillo, Texas

APPALACHIAN STATE • 1-0

12/27/1997.....	H/1	W	81-41
-----------------	-----	---	-------

(1) Tulane/Doubletree Invitational, Fogelman Arena

AUBURN • 1-2

12/13/1998.....	H	W	64-53
01/05/2003.....	A	L	64-75 (ot)
12/05/2004.....	H	L	37-54

BALL STATE • 1-0

12/03/1990.....	H	W	68-63
-----------------	---	---	-------

BELHAVEN COLLEGE • 2-2

02/11/1977.....	H	L	61-72
02/4/1978.....	H	L	48-56
02/17/1979.....	H	W	75-63
02/13/1981.....	H	W	89-76

BOISE STATE • 1-0

12/05/1992.....	1	W	79-76
-----------------	---	---	-------

(1) Disneyland Freedom Bowl Classic, Irvine, Calif.

BOSTON COLLEGE • 1-0

12/29/2002.....	H/1	W	69-50
-----------------	-----	---	-------

(1) Tulane/Doubletree Classic, Fogelman Arena

BOSTON UNIVERSITY • 2-0

12/21/2000.....	H	W	110-66
01/02/2002.....	A	W	78-63

BRIGHAM YOUNG (BYU) • 1-0

12/10/1981.....	H	W	69-61
-----------------	---	---	-------

BUFFALO • 1-0

12/28/2001.....	H/1	W	76-29
-----------------	-----	---	-------

(1) Tulane/Doubletree Classic, Fogelman Arena

CALIFORNIA • 0-1

12/07/2003.....	A/1	L	61-66
-----------------	-----	---	-------

(1) Oakland Tribune Classic, Berkeley, Calif.

CALIFORNIA-IRVINE • 1-0

12/04/1992.....	1	W	64-48
-----------------	---	---	-------

(1) Disneyland Freedom Bowl Classic, Irvine, Calif.

CALIFORNIA-SANTA BARBARA • 1-0

03/15/1997.....	1	W	72-69
-----------------	---	---	-------

(1) NCAA East Region 1st & 2d Rounds, Wash., D.C.

CALIFORNIA STATE FULLERTON • 1-0

11/29/2010.....	1	W	80-62
-----------------	---	---	-------

(1) Colliers International Classic, Berkeley, Calif.

CENTRAL CONNECTICUT STATE • 1-0

12/18/2005.....	H	W	72-60
-----------------	---	---	-------

CENTRAL FLORIDA (UCF) • 7-6

01/21/1985.....	H	L	70-75 (ot)
02/08/1985.....	A	L	61-63
01/18/1987.....	H	W	117-91
01/13/2006.....	A	L	52-60
03/02/2006.....	1	W	69-52
01/28/2007.....	H	W	85-47
02/22/2008.....	A	L	71-77
02/21/2009.....	H	W	73-64
01/31/2010.....	A	W	72-70
03/09/2010.....	2	W	63-62
02/17/2011.....	A	L	69-73 (ot)
03/12/2011.....	3	L	73-85
01/08/2012.....	H	W	64-52

(1) Conference USA Tournament, Dallas, Texas

(2) Conference USA Tournament, Tulsa, Okla.

(3) Conference USA Tournament, El Paso, Texas

CHARLOTTE • 14-8

01/27/1992.....	A	L	41-63
02/17/1992.....	H	L	50-75
01/18/1993.....	A	L	48-77
02/13/1993.....	H	W	62-58
03/10/1993.....	1	L	44-69
01/17/1994.....	H	W	75-61
02/28/1994.....	A	L	62-67
02/10/1995.....	A	W	71-57
02/24/1995.....	H	W	85-83 (ot)
01/05/1996.....	H	W	75-70
02/25/1996.....	A	W	64-53
01/10/1997.....	A	W	77-69
01/25/1998.....	H	W	93-55
01/22/1999.....	A	W	70-52
02/27/1999.....	H/2	W	69-60
01/30/2000.....	A	W	78-68
03/05/2000.....	3	W	79-75
01/07/2001.....	H	W	78-64
02/22/2002.....	H	W	65-57
03/02/2003.....	A	L	80-86
01/18/2004.....	H	L	61-72
01/28/2005.....	A	L	38-62

(1) Metro Conference Tournament, Louisville, Ky.

(2) C-USA Tournament, Fogelman Arena

(3) Conference USA Tournament, Louisville, Ky.

CHICAGO STATE • 0-1

12/03/2005.....	1	L	64-65
-----------------	---	---	-------

(1) Fiesta Bowl Classic, Tucson, Ariz.

CINCINNATI • 11-15

12/17/1979.....	1	W	65-56
02/07/1981.....	H/2	L	73-90
01/30/1982.....	A	L	59-81
03/06/1983.....	1	W	58-82
01/09/1984.....	A	L	58-85
01/05/1985.....	H	L	67-80 (ot)
01/04/1986.....	A	L	68-87
01/30/1990.....	H	L	52-56
02/17/1990.....	A	L	53-61
01/07/1991.....	A	L	64-72
02/04/1991.....	H	W	79-59
01/21/1996.....	H	W	73-64
01/26/1997.....	A	W	79-67
02/02/1998.....	A	W	82-78 (ot)
02/28/1998.....	3	L	62-77
01/31/1999.....	H	L	51-70

03/01/1999.....	H/4	W	58-44
01/14/2000.....	A	L	59-70
03/04/2000.....	3	W	91-78
01/28/2001.....	H	W	83-74
03/05/2001.....	5	W	63-50
02/01/2002.....	H	L	50-76
03/04/2002.....	6	L	56-68
02/02/2003.....	A	W	62-53
02/15/2004.....	H	W	61-50
02/18/2005.....	A	L	41-55

(1) Metro Conference Tourn., Louisville, Ky.

(2) Metro Conference Tournament, at Tulane

(3) Conference USA Tournament, Louisville, Ky.

(4) C-USA Tournament, Fogelman Arena

(5) Conference USA Tournament, Milwaukee, Wis.

(6) Conference USA Tournament, Chicago, Ill.

COLBY COLLEGE • 1-0

01/01/1984.....	1	W	66-63
-----------------	---	---	-------

(1) Rollins College, Winter Park, Fla.

COLLEGE OF CHARLESTON • 1-0

12/28/2011.....	H/1	W	57-42
-----------------	-----	---	-------

(1) Tulane/DoubleTree Classic, Fogelman Arena

COLORADO • 1-1

03/15/1996.....	A/2	L	75-83
12/06/1997.....	3	W	63-62
02/19/1998.....	2	W	63-62
03/16/2002.....	3	W	73-69

(1) Coors-Rocky Mountain Invite, Colorado Springs, Colo.

(2) Tulane/Doubletree Classic, Fogelman Arena

(3) NCAA West Region 1st & 2nd Rounds, Palo Alto, Calif.

COLORADO STATE • 2-1

11/26/1994.....	A/1	L	56-76
12/29/1996.....	H/2	W	105-72
03/16/2002.....	3	W	73-69

(1) Coors-Rocky Mountain Invite, Colorado Springs, Colo.

(2) Tulane/Doubletree Classic, Fogelman Arena

(3) NCAA West Region 1st & 2nd Rounds, Palo Alto, Calif.

COLUMBIA • 1-0

01/04/1992.....	H	W	57-46
-----------------	---	---	-------

CORNELL • 1-0

12/30/1990.....	H	W	78-57
-----------------	---	---	-------

CREIGHTON • 0-1

01/17/1987.....	H	L	73-87
-----------------	---	---	-------

DePAUL • 5-7

02/11/1996.....	A	L	73-81
03/02/1996.....	1	L	73-85
02/16/1997.....	H	W	67-59
01/17/1998.....	H	W	91-81
01/18/1999.....	A	W	81-72
02/03/2000.....	H	W	86-76
02/04/2001.....	A	L	62-72
01/25/2002.....	A	L	69-77
03/02/2002.....	A/2	W	88-83
02/09/2003.....	H	L	50-69
01/25/2004.....	A	L	60-99
01/21/2005.....	H	L	50-80

(1) Conference USA Tournament, Birmingham, Ala.

(2) Conference USA Tournament, Chicago, Ill.

DETROIT – 1-1

12/30/1991.....	H	L	61-68
12/05/2010.....	H/1	W	63-55

(1) Big Easy Classic, Fogelman Arena

DILLARD • 5-4

01/30/1976.....	H	W	57-45
02/12/1976.....	A	W	48-44
02/8/1977.....	A	L	45-60
02/14/1977.....	H	L	47-55
12/07/1977.....	A	L	53-57
02/20/1978.....	H	L	46-55
12/13/1985.....	1	W	81-67
12/02/1986.....	H	W	100-85
12/07/1987.....	A	W	91-72

* Score not available

(1) Lakefront Arena, New Orleans, La.

DRAKE • 1-1

12/21/2001.....	A	L	58-67
12/09/2002.....	H	W	74-61



Series Results

HAMPTON • 2-0

11/24/2001.....1.....W, 82-75
12/29/2011.....H/2.....W, 66-53

(1) San Juan Shootout, San Juan, Puerto Rico
(2) Tulane/DoubleTree Classic, Fogelman Arena

HARTFORD • 1-0

12/28/2000.....H/1.....W, 75-45
(1) Tulane/Doubletree Classic, Fogelman Arena

HARVARD • 2-0

11/25/1988.....1.....W, 72-56
12/05/1993.....A/2.....W, 93-71

(1) Houston, Texas
(2) Harvard Tournament, Boston, Mass.

HIGH POINT • 1-0

11/16/2001.....H.....W, 86-62

HOFSTRA • 1-0

12/04/1993.....1.....W, 90-54
(1) Harvard Tournament, Boston, Mass.

HOLY CROSS • 2-0

12/20/1995.....1.....W, 66-54
12/28/1997.....H/2.....W, 78-67

(1) Northern Lights Invitational, Anchorage, Alaska
(2) Tulane/Doubletree Invitational, Fogelman Arena

HOUSTON • 20-12

03/07/1979.....1.....L, 57-65
12/23/1979.....H.....W, 60-58
02/05/1997.....A.....W, 95-49
01/02/1998.....H.....W, 86-65
02/14/1998.....A.....W, 73-45
01/03/1999.....A.....W, 82-62
02/12/1999.....H.....W, 85-62
01/21/2000.....A.....W, 92-74
02/10/2000.....H.....W, 83-53
01/14/2001.....H.....L, 80-90 (ot)
02/11/2001.....A.....W, 75-59
03/04/2001.....2.....W, 78-74
02/08/2002.....A.....L, 74-85
02/21/2003.....H.....W, 65-62
02/08/2004.....A.....L, 78-83 (3ot)
01/07/2005.....H.....L, 54-55
01/27/2006.....A.....W, 61-54
02/10/2006.....H.....W, 65-54
01/05/2007.....H.....W, 83-61
02/01/2007.....A.....W, 71-56
03/02/2007.....3.....W, 62-55
01/06/2008.....A.....L, 64-74
02/16/2008.....H.....W, 73-69
01/09/2009.....H.....L, 56-58
02/12/2009.....A.....L, 53-60
01/08/2010.....H.....L, 68-70
02/27/2010.....A.....L, 62-74
02/06/2011.....H.....L, 70-85
03/05/2011.....A.....L, 84-90 (ot)
03/11/2011.....4.....W, 70-60
02/09/2012.....A.....W, 71-51
03/01/2012.....H.....W, 71-43

(1) SWIAAW Regional Tournament
(2) Conference USA Tournament, Milwaukee, Wis.
(3) Conference USA Tournament, Tulsa, Okla.
(4) Conference USA Tournament, El Paso, Texas

HOWARD • 1-1

11/19/2004.....A.....L, 59-67
11/18/2005.....H/1.....W, 84-79
(1) Lubbock Christian University, Lubbock, Texas

IDAHO STATE • 1-0

11/25/11.....1.....W, 45-37
(1) Cancun Challenge, Cancun, Mexico

ILLINOIS STATE • 1-1

12/11/1982.....1.....L, 54-89
11/14/2008.....H/2.....W, 75-62
(1) Ruston, La.
(2) Preseason WNIT First Round, Fogelman Arena

IMMACULATA • 1-0

12/31/1983.....1.....W, 86-67
(1) Rollins College, Winter Park, Fla.

INDIANA STATE • 1-0

12/06/2008.....H/1.....W, 66-55
(1) Big Easy Classic, Fogelman Arena

IONA • 1-0

01/05/1993.....H.....W, 86-49

IOWA STATE • 1-0

12/21/1996.....1.....W, 68-61
(1) Malibu Classic, Malibu, Calif.

JACKSON STATE • 2-0

03/14/2007.....H/1.....W, 76-43
12/05/2008.....2.....W, 74-48
(1) WNIT First Round, Fogelman Arena
(2) Big Easy Classic, Lakefront Arena

JACKSONVILLE STATE • 1-0

11/23/2004.....H.....W, 54-51

JAMES MADISON • 2-0

11/22/2002.....A.....W, 58-46
12/18/2003.....H.....W, 66-64

KANSAS • 0-1

03/13/1998.....1.....L, 68-72
(1) NCAA West Region First Round, Iowa City, Iowa

KANSAS STATE • 1-0

11/21/2007.....1.....W, 60-57
(1) Cancun Caribbean Challenge, Cancun, Mexico

KENT STATE • 1-0

12/01/1989.....H/1.....W, 60-57
(1) Lady Green Wave Classic, Fogelman Arena

LAMAR • 1-3

11/26/1983.....H.....L, 74-80
11/24/1984.....H.....L, 63-69
12/07/1984.....A.....L, 59-63
12/20/2006.....H.....W, 83-70

LEHIGH • 1-0

12/04/2005.....1.....W, 65-63
(1) Fiesta Bowl Classic, Tucson, Ariz.

LIBERTY • 0-1

11/20/2009.....1.....L, 52-63
(1) Navy Classic, Annapolis, Md.

LONG ISLAND • 1-0

12/28/2009.....H/1.....W, 82-59
(1) Tulane/DoubleTree Classic

LONGWOOD • 1-0

12/05/2009.....1.....W, 73-58
(1) Big Easy Classic, Lakefront Arena

LOUISIANA-LAFAYETTE • 22-5

01/23/1976.....A/1.....L, 44-56
01/21/1977.....H.....W, 74-69
02/04/1977.....A.....W, 60-49
02/23/1977.....2.....W, 59-55
01/21/1978.....A.....W, 59-44
02/17/1978.....H.....W, 74-52
02/24/1978.....3.....L, 41-65
01/13/1979.....A.....L, 62-77
02/02/1979.....H.....W, 52-33
11/29/1980.....A.....L, 74-91
01/23/1981.....H.....W, 82-53
11/20/1981.....H.....W, 84-83
02/12/1982.....H.....W, 75-67
11/23/1985.....A.....W, 80-65
11/29/1987.....4.....W, 73-67
01/24/1989.....A.....W, 82-73
11/28/1989.....A.....W, 85-83(ot)
01/02/1990.....H.....W, 79-72
12/05/1990.....H.....W, 77-59
01/30/1991.....A.....L, 58-64
12/02/1991.....H.....W, 76-47
01/12/1994.....A.....W, 83-58
02/21/1995.....H.....W, 84-33
12/09/1996.....A.....W, 81-38
11/27/2007.....A.....W, 89-61
11/26/2008.....H.....W, 80-65
12/21/2011.....A.....W, 75-40

(1) Southwestern Louisiana Tournament, Lafayette, La.
(2) LAIAW State Tournament, Ruston, La.
(3) LAIAW State Tournament, Baton Rouge, La.
(4) Baton Rouge, La.

LOUISIANA-MONROE (ULM) • 9-6

01/23/1976.....1.....L, 39-59
02/06/1076.....2.....L, 30-71
03/04/1976.....H/3.....L, 54-65
12/03/1977.....H.....W, 71-66
12/02/1978.....H.....L, 59-76
02/22/1979.....A/4.....L, 57-68
02/26/1981.....5.....W, 80-59
03/24/1994.....6.....W, 78-75
11/21/2003.....A.....L, 67-70
12/01/2004.....H.....W, 66-57
12/29/2007.....H.....W, 77-72
11/29/2008.....A.....W, 62-60
11/13/2009.....H.....W, 86-52
12/20/2010.....A.....W, 78-67
11/14/2011.....H.....W, 62-45

(1) Southwestern Louisiana Tournament, Lafayette, La.
(2) LSU Tournament, Baton Rouge, La.
(3) LAIAW State Tournament, at Fogelman Arena
(4) LAIAW State Tournament, Monroe, La.
(5) LAIAW Championship, Hammond, La.
(6) WNIT, Amarillo, Texas

LOUISIANA STATE (LSU) • 5-28

02/10/1976.....H.....L, 39-84
01/31/1977.....A.....L, 42-74
11/27/1979.....A.....L, 56-86
01/26/1981.....H.....L, 79-92
12/05/1981.....A.....L, 52-87

11/27/1982.....A.....L, 60-88
12/10/1983.....H.....L, 57-106
11/27/1984.....A.....L, 52-99
02/24/1986.....H.....L, 65-74
12/29/1986.....A.....L, 53-91
02/15/1988.....H.....L, 55-73
01/31/1989.....A.....L, 63-84
02/22/1990.....H.....L, 57-83
01/23/1991.....A.....L, 46-71
02/19/1992.....H.....L, 61-70
02/03/1993.....A.....L, 74-86
02/21/1994.....H.....L, 60-73
01/18/1995.....A.....W, 57-50
12/28/1995.....H.....L, 58-61
01/28/1997.....A.....L, 74-75 (ot)
11/29/1997.....H.....W, 65-54
11/14/1998.....A.....L, 54-81
12/31/1999.....H.....W, 76-72
12/10/2000.....A.....L, 61-68
12/30/2003.....H/13.....L, 42-65
01/02/2005.....A.....L, 45-79
12/20/2005.....A.....L, 60-89
11/19/2006.....H.....L, 39-59
12/2/2007.....H.....L, 36-52
11/24/2008.....A.....L, 47-63
11/25/2009.....H.....L, 65-73 (ot)
11/23/2010.....A.....W, 54-52
11/19/2011.....H.....W, 65-63 (ot)
(1) New Orleans Arena

LOUISIANA TECH • 1-8

02/22/1977.....A/1.....L, 52-99
12/12/1981.....A.....L, 50-103
03/03/1988.....H.....L, 62-92
02/23/1989.....A.....L, 39-77
11/15/1996.....A/2.....L, 50-77
12/07/2002.....H/3.....L, 53-68
12/02/2003.....A.....L, 37-96
12/17/2010.....H.....L, 72-78
12/02/2011.....A.....W, 61-52
(1) LAIAW State Tournament, Ruston, La.
(2) Preseason WNIT, Ruston, La.
(3) New Orleans Arena

LOUISVILLE • 10-20

01/19/1980.....H.....L, 61-72
01/07/1984.....A.....L, 65-85
01/03/1985.....H.....L, 65-84
01/06/1986.....A.....W, 64-61
01/30/1987.....H.....W, 75-69
01/27/1990.....H.....L, 64-65
02/19/1990.....A.....L, 52-77
01/05/1991.....A.....L, 43-76
02/02/1991.....H.....L, 62-78
01/20/1992.....H.....L, 55-66
03/07/1992.....A.....L, 64-84
01/09/1993.....H.....W, 85-79
02/08/1993.....A.....L, 74-87
01/08/1994.....A.....L, 67-79
02/13/1994.....H.....W, 77-62
01/15/1995.....A.....L, 56-74
02/05/1995.....H.....W, 79-69
03/09/1995.....A/1.....L, 65-70 (ot)
01/26/1996.....A.....W, 73-72 (ot)
01/31/1997.....H.....W, 77-72
03/02/1997.....2.....W, 76-74
01/31/1998.....A.....L, 66-81
01/29/1999.....H.....L, 58-63
02/28/1999.....H/3.....W, 87-74
01/16/2000.....A.....L, 72-75
01/26/2001.....H.....L, 60-64
02/03/2002.....H.....W, 70-54
01/31/2003.....A.....L, 70-77
02/13/2004.....H.....L, 47-48
02/20/2005.....A.....L, 51-70

(1) Metro Tournament, Louisville, Ky.
(2) Conference USA Tournament, Chicago, Ill.
(3) C-USA Tournament, Fogelman Arena

LOYOLA (Maryland) • 1-0

11/21/2009.....1.....W, 58-43
(1) Navy Classic, Annapolis, Md.

LOYOLA (New Orleans) • 2-0

11/21/2006.....H.....W, 94-50
11/11/2011.....H.....W, 74-49

MAINE • 1-1

12/30/1987.....A.....L, 57-65
12/29/1998.....H/1.....W, 85-76
(1) Tulane/Doubletree Classic, Fogelman Arena

MARIST • 0-1

12/27/2003.....H/1.....L, 46-60
(1) Tulane/Doubletree Classic, Fogelman Arena

MARQUETTE • 7-6

02/09/1996.....H.....W, 63-51
02/14/1997.....H.....W, 76-70
03/03/1997.....1.....W, 76-53
01/20/1998.....A.....L, 58-77
01/14/1999.....H.....W, 86-73
02/05/2000.....H.....L, 62-81

02/02/2001.....A.....W, 78-66
03/03/2001.....A/2.....W, 59-58
01/27/2002.....A.....L, 44-65
02/07/2003.....H.....L, 47-59
01/23/2004.....A.....L, 55-69
03/04/2004.....3.....L, 44-61
01/23/2005.....H.....W, 74-54

(1) Conference USA Tournament, Chicago, Ill.
(2) Conference USA Tournament, Milwaukee, Wis.
(3) Conference USA Tournament, Fort Worth, Texas

MARSHALL • 7-1

02/17/2006.....H.....W, 58-40
02/15/2007.....A.....W, 67-64
02/10/2008.....H.....W, 61-56
03/03/2008.....1.....L, 58-65
02/5/2009.....A.....W, 58-45
02/11/2010.....A.....W, 64-54
01/16/2011.....A.....W, 68-38
01/29/2012.....H.....W, 68-52
(1) Conference USA Tournament, Orlando, Fla.

MARY CREST • 1-0

01/08/1979.....H.....W, 86-56

MASSACHUSETTS (UMass) • 1-0

12/29/1987.....1.....W, 64-61
(1) Portland, Maine

McNEESE STATE • 6-12

12/11/1976.....H.....L, 50-58
02/05/1977.....A.....L, 48-79
02/21/1980.....1.....L, 52-75
01/31/1981.....H.....L, 72-75
12/03/1982.....H.....L, 75-87
02/18/1983.....A.....L, 70-86
12/08/1985.....A.....L, 66-82
12/30/1986.....H.....L, 72-85
11/27/1987.....2.....L, 72-78
01/12/1988.....A.....L, 63-70
02/14/1989.....H.....W, 75-73
12/08/1989.....A.....L, 56-59
01/30/1992.....H.....W, 72-55
03/01/1993.....A.....L, 80-82
12/19/1994.....H.....W, 73-62
12/02/1995.....A.....W, 77-73
12/01/2001.....H/3.....W, 90-34
12/22/2009.....H.....W, 75-45

(1) LAIAW State Tournament, Ruston, La.
(2) Baton Rouge, La.
(3) Tulane Invitational, Fogelman Arena

MEMPHIS • 16-23

12/18/1979.....1.....L, 62-75
02/06/1981.....H/2.....L, 81-88
01/16/1982.....A.....L, 63-78
01/06/1983.....A.....L, 62-87
02/22/1983.....H.....L, 68-90
02/06/1984.....H.....L, 57-64
02/16/1984.....A.....L, 64-79
01/24/1985.....H.....L, 65-85
02/16/1985.....H.....L, 57-67
02/10/1986.....H.....L, 83-89
02/15/1986.....A.....L, 69-92
01/15/1990.....H.....W, 79-76
02/12/1990.....A.....L, 69-81
01/10/1991.....H.....L, 68-78
02/09/1991.....A.....L, 65-85
12/21/1991.....H.....L, 56-68
01/02/1993.....A.....W, 60-59
01/28/1996.....A.....L, 64-96
01/05/1997.....H.....L, 73-86
01/11/1998.....A.....L, 77-90
02/06/1998.....H.....W, 89-67
01/08/1999.....H.....W, 98-51
02/06/1999.....A.....W, 72-63
01/09/2000.....H.....W, 83-67
02/19/2000.....A.....W, 87-67
01/19/2001.....A.....W, 67-58
02/16/2001.....H.....L, 61-76
01/11/2002.....A.....W, 77-59
01/19/2003.....H.....W, 70-46
01/31/2004.....H.....L, 64-76
01/14/2005.....A.....L, 53-56
01/22/2006.....H.....W, 74-58
02/07/2007.....A.....W, 77-61
01/18/2008.....H.....L, 66-74
02/31/2009.....A.....W, 59-44
02/18/2010.....H.....W, 86-61
02/20/2011.....H.....W, 75-63
01/05/2012.....A.....L, 59-61
03/09/2012.....A/3.....W, 63-44

(1) Metro Conference Tour., Louisville, Ky.
(2) Metro Conference Tournament, at Tulane
(3) Conference USA Tournament, Memphis, Tenn.

MERCER • 0-1

12/06/1983.....1.....L, 67-79
(1) Jaguar Gym, Mobile, Ala.

**MIAMI (Florida) • 2-1**

03/06/1987.....	A.....	L, 72-76
11/22/1998.....	H.....	W, 63-56
11/28/1999.....	A.....	W, 75-66

MIAMI (Ohio) • 2-0

01/02/2006.....	H.....	W, 88-72
12/03/2006.....	A.....	W, 82-67

MICHIGAN • 1-0

11/27/1988.....	1.....	W, 58-57
-----------------	--------	----------

(1) Houston, Texas

MINNESOTA • 0-1

03/22/2003.....	1.....	L, 48-68
-----------------	--------	----------

(1) NCAA West Region First Round, Palo Alto, Calif.

MISSISSIPPI • 2-1

12/10/1994.....	1.....	L, 51-81
11/30/1996.....	H.....	W, 69-54
11/21/1997.....	A.....	W, 68-55

(1) Metro-SEC Challenge, Jackson, Miss.

MISSISSIPPI COLLEGE • 4-1

01/25/1983.....	H.....	W, 84-81
01/29/1983.....	A.....	L, 65-72
12/04/1987.....	H.....	W, 74-72
02/26/1988.....	1.....	W, 89-77
02/06/1989.....	A.....	W, 77-61

(1) Starkville, Miss.

MISSISSIPPI STATE • 5-4

02/27/1988.....	A.....	L, 58-66
02/11/1989.....	H.....	W, 62-56
01/15/1992.....	H.....	L, 49-55
01/25/1994.....	A.....	W, 92-84
01/03/1995.....	H.....	W, 85-64
12/09/1995.....	A.....	W, 71-63
03/18/2007.....	A/1.....	L, 73-79
11/16/2010.....	H.....	W, 62-42
12/04/2011.....	A.....	L, 55-70

(1) WNIT Second Round, Starkville, Miss.

MISSISSIPPI VALLEY STATE • 1-0

03/15/2012.....	H/1.....	W, 68-61
-----------------	----------	----------

(1) WNIT, Fogelman Arena

MISSOURI-KANSAS CITY (UMKC) • 2-0

01/04/1988.....	H.....	W, 92-69
11/15/1997.....	A.....	W, 75-47

MISSOURI STATE • 1-1

12/04/2000.....	H.....	L, 61-67
12/05/2001.....	A.....	W, 49-46

NEBRASKA • 1-0

11/25/2001.....	1.....	W, 84-78
-----------------	--------	----------

(1) San Juan Shootout, San Juan, Puerto Rico

NEVADA-LAS VEGAS (UNLV) • 1-0

12/11/1992.....	H.....	W, 65-59
-----------------	--------	----------

NEW ORLEANS (UNO) • 19-30

02/17/1976.....	A.....	L, 37-49
02/25/1976.....	H.....	W, 56-44
01/18/1977.....	A.....	L, 61-64
02/12/1977.....	H.....	W, 64-61
01/19/1978.....	H.....	W, 66-33
02/14/1978.....	A.....	W, 53-45
11/28/1978.....	A.....	W, 65-63
02/13/1979.....	H.....	L, 62-64
12/30/1979.....	H.....	W, 93-71
02/12/1980.....	A.....	W, 88-68
01/17/1981.....	H.....	L, 75-96
02/22/1981.....	A.....	L, 99-109
01/23/1982.....	H.....	W, 81-80
02/06/1982.....	H.....	L, 65-89
01/22/1983.....	H.....	L, 69-86
02/01/1983.....	A.....	L, 74-91
01/21/1984.....	H.....	L, 72-97
02/18/1984.....	A.....	L, 69-86
01/19/1985.....	H.....	L, 64-81
02/05/1985.....	A.....	L, 55-65
12/14/1985.....	A.....	L, 60-61
01/28/1986.....	H.....	L, 74-95
02/18/1986.....	A.....	L, 61-75
02/04/1987.....	H.....	L, 70-87
03/04/1987.....	A.....	L, 48-65
02/08/1988.....	A.....	L, 42-69
03/08/1988.....	H.....	L, 72-84
01/16/1989.....	A.....	L, 69-80
02/20/1989.....	H.....	L, 67-73
01/11/1990.....	H.....	L, 63-67
02/24/1990.....	A.....	L, 40-69
12/08/1990.....	A.....	L, 59-63
02/28/1991.....	H.....	L, 46-82
01/13/1992.....	A.....	L, 60-79
02/12/1992.....	H.....	L, 64-75
01/14/1993.....	A.....	L, 61-79
02/19/1993.....	H.....	W, 75-64
02/01/1994.....	H.....	W, 62-61
02/16/1994.....	A.....	L, 63-74
01/10/1995.....	H.....	W, 80-65

01/16/1996.....	H/1.....	W, 67-65
11/25/1996.....	H/2.....	W, 91-77
01/14/1997.....	A.....	W, 68-65
01/27/1998.....	H.....	W, 88-64
01/16/1999.....	H.....	W, 71-51
11/19/2000.....	H/3.....	W, 100-67
01/07/2002.....	A.....	L, 69-76
01/13/2003.....	H.....	W, 81-59
11/21/2011.....	H.....	W, 86-39

(1) Sugar Bowl Classic, Louisiana Superdome
 (2) NOKIA Sugar Bowl Classic, Louisiana Superdome
 (3) Alario Center, Westwego, La.

NICHOLLS STATE • 29-12

03/05/1976.....	H/1.....	L, 44-49
02/16/1977.....	A.....	L, 68-73
12/05/1977.....	A.....	L, 75-90
01/24/1978.....	H.....	W, 67-50
01/26/1979.....	H.....	W, 65-63
02/06/1979.....	A.....	W, 65-63
11/30/1979.....	H.....	W, 73-61
01/28/1980.....	A.....	L, 67-73
11/26/1980.....	H.....	W, 96-53
01/20/1981.....	A.....	W, 77-66
01/11/1982.....	H.....	W, 69-63
01/27/1982.....	A.....	W, 55-49
02/10/1983.....	H.....	W, 77-53
03/02/1983.....	A.....	W, 68-53
01/13/1984.....	H.....	W, 83-63
02/14/1984.....	A.....	L, 68-75
01/30/1985.....	A.....	L, 58-73
02/13/1985.....	H.....	W, 80-78 (2ot)
01/22/1986.....	A.....	L, 65-74
02/26/1986.....	H.....	W, 92-76
02/10/1987.....	H.....	L, 66-73
02/21/1987.....	A.....	L, 61-63
01/16/1988.....	A.....	L, 59-76
02/24/1988.....	H.....	W, 61-49
01/21/1989.....	H.....	W, 86-62
02/18/1989.....	A.....	W, 79-64
01/23/1990.....	A.....	L, 61-74
01/18/1991.....	A.....	L, 53-59
02/15/1991.....	H.....	W, 70-56
02/27/1992.....	H.....	W, 73-48
12/11/1993.....	H/2.....	W, 70-45
02/06/1996.....	H.....	W, 62-43
02/18/1997.....	A.....	W, 77-57
12/21/1999.....	A/3.....	W, 81-51
11/17/2000.....	H.....	W, 73-54
12/11/2001.....	H.....	W, 71-48
12/20/2003.....	H.....	W, 77-55
12/19/2004.....	H.....	W, 73-68
01/02/2008.....	H/4.....	W, 69-47
12/17/2008.....	A.....	W, 108-66
12/29/2010.....	H/5.....	W, 84-65

(1) LAIAW State Tournament, at Tulane
 (2) Green Wave Classic, Fogelman Arena
 (3) Houma Civic Center
 (4) New Orleans Arena
 (5) Tulane/DoubleTree Classic, Fogelman Arena

NORTH CAROLINA-ASHVILLE • 1-0

11/26/1999.....	H.....	W, 96-32
-----------------	--------	----------

NORTH CAROLINA-GREENSBORO • 3-0

12/31/1995.....	A/1.....	W, 71-69
12/28/1996.....	H/2.....	W, 89-46
12/28/2002.....	H/2.....	W, 63-43

(1) Marriott Classic, Greensboro, N.C.
 (2) Tulane/Doubletree Classic, Fogelman Arena

NORTH TEXAS • 3-0

12/06/1979.....	H.....	W, 84-44
01/12/1981.....	H.....	W, 84-68
12/09/2011.....	A.....	W, 55-47

NORTHERN ILLINOIS • 1-0

11/22/2007.....	1.....	W, 70-57
-----------------	--------	----------

(1) Cancun Caribbean Challenge, Cancun, Mexico

NORTHWEST MISSOURI STATE • 1-0

01/06/1982.....	H.....	W, 70-68
-----------------	--------	----------

NORTHWESTERN STATE • 2-4

02/06/1976.....	1.....	L, 64-101
11/24/1978.....	H.....	W, 66-59
02/23/1979.....	2.....	L, 61-66
12/04/1979.....	H.....	W, 63-60
01/10/1980.....	A.....	L, 58-70
12/09/1982.....	3.....	L, 53-73

(1) LSU Tournament, Baton Rouge, La.
 (2) LAIAW State Tournament, Monroe, La.
 (3) Ruston, La.

OKLAHOMA • 1-1

01/08/1987.....	A.....	L, 53-84
01/09/1988.....	H.....	W, 82-75

OLD DOMINION • 1-0

12/30/2010.....	H/1.....	W, 62-59
-----------------	----------	----------

(1) Tulane/DoubleTree Classic, Fogelman Arena

ORAL ROBERTS • 1-2

02/03/1986.....	H.....	W, 74-71
01/05/1987.....	A.....	L, 72-85
03/21/2011.....	A/1.....	L, 86-92

(1) WNIT 2nd Round, Tulsa, Okla.

OREGON • 1-0

11/25/1985.....	H.....	W, 81-62
-----------------	--------	----------

OREGON STATE • 1-1

11/29/2002.....	A.....	L, 51-56
11/25/2003.....	H.....	W, 73-58

PENNSYLVANIA • 2-0

12/31/1992.....	H.....	W, 72-58
12/08/2001.....	H.....	W, 82-64

PENN STATE • 0-1

12/15/1981.....	H.....	L, 72-77
-----------------	--------	----------

PEPPERDINE • 2-0

12/22/1996.....	A/1.....	W, 58-49
12/29/2004.....	H/1.....	W, 62-40

(1) Malibu Classic, Malibu, Calif.
 (2) Tulane/DoubleTree Classic, Fogelman Arena

PHILLIPS COLLEGE • 1-0

01/02/1986.....	H.....	W, 77-73 (ot)
-----------------	--------	---------------

PITTSBURGH • 0-1

03/26/1994.....	1.....	L, 66-71
-----------------	--------	----------

(1) NWIT, Amarillo, Texas

PORTLAND • 2-0

12/01/2002.....	A.....	W, 86-56
12/21/2004.....	H.....	W, 68-57

PORTLAND STATE • 0-1

11/27/2010.....	1.....	L, 76-83
-----------------	--------	----------

(1) Colliers International Classic, Berkeley, Calif.

PRAIRIE VIEW A&M • 2-0

12/10/1993.....	H/1.....	W, 80-38
12/04/2009.....	H/2.....	W, 67-63

(1) Green Wave Classic, Fogelman Arena
 (2) Big Easy Classic, Fogelman Arena

PRINCETON • 1-0

12/29/1991.....	H.....	W, 75-69
-----------------	--------	----------

PROVIDENCE • 2-0

12/27/1999.....	H/1.....	W, 81-57
12/21/2008.....	H/1.....	W, 68-46

(1) Tulane/Doubletree Classic, Fogelman Arena

PUERTO RICO-MAYAGUEZ • 1-0

11/23/2001.....	1.....	W, 109-39
-----------------	--------	-----------

(1) San Juan Shootout, San Juan, Puerto Rico

PURDUE • 0-3

11/29/2001.....	H/1.....	L, 52-64
01/02/2003.....	A.....	L, 66-76
11/24/2011.....	2.....	L, 48-61

(1) New Orleans Arena
 (2) Cancun Challenge, Cancun, Mexico

RHODE ISLAND • 2-0

11/17/2006.....	H.....	W, 76-70
12/05/2007.....	A.....	W, 74-65

RICE • 14-12

12/02/1980.....	A.....	W, 73-53
12/08/1984.....	A.....	L, 58-65
12/29/1984.....	H.....	W, 52-47
12/06/1985.....	A.....	W, 70-67 (ot)
12/28/1985.....	H.....	W, 82-75
11/26/1988.....	A.....	L, 78-81
02/02/1989.....	H.....	W, 95-85
02/15/1992.....	A.....	L, 48-59
01/20/1993.....	H.....	L, 59-61
12/07/1994.....	A.....	W, 70-66
11/29/1995.....	H.....	W, 69-62
01/29/2006.....	A.....	L, 69-82
02/12/2006.....	H.....	L, 56-68
01/07/2007.....	H.....	L, 52-61
02/03/2007.....	A.....	W, 71-68
03/03/2007.....	1.....	L, 52-64
01/04/2008.....	A/2.....	W, 61-38
02/14/2008.....	H.....	L, 73-78
01/11/2009.....	H.....	W, 91-63
02/14/2009.....	A.....	L, 54-62
01/10/2010.....	H.....	W, 82-60
02/25/2010.....	A.....	W, 81-69 (ot)
01/27/2011.....	H.....	L, 70-74 (ot)
02/24/2011.....	A.....	W, 82-77
01/12/2012.....	A.....	L, 49-67
02/16/2012.....	H.....	W, 50-47 (ot)

(1) Conference USA Tournament, Tulsa, Okla.
 (2) Houston Baptist, Houston, Texas

RICHMOND • 1-0

11/30/1998.....	A.....	W, 77-72
-----------------	--------	----------

ROBERT MORRIS • 1-1

12/30/1995.....	1.....	W, 84-52
12/20/2007.....	H/2.....	L, 71-82

(1) Marriott Classic, Greensboro, N.C.
 (2) Tulane/DoubleTree Classic, Fogelman Arena

SACRAMENTO STATE • 1-0

12/02/1994



Series Results

02/14/1999.....	H.....	W, 99-60
01/23/2000.....	A.....	W, 84-78
02/12/2000.....	H.....	W, 87-66
01/12/2001.....	H.....	W, 67-38
02/09/2001.....	A.....	W, 70-52
01/20/2002.....	H.....	L, 64-69
02/14/2003.....	A.....	W, 87-55
02/22/2004.....	A.....	L, 60-77
02/11/2005.....	H.....	L, 61-65
12/30/2008.....	H.....	L, 66-80
12/17/2009.....	A.....	W, 76-72

(1) Metro Tournament, Biloxi, Miss.
(2) Metro Tournament, Louisville, Ky.

SOUTHEASTERN LOUISIANA • 13-6

02/02/1976.....	A.....	L, 30-111
01/24/1981.....	A.....	L, 67-70
02/18/1981.....	H.....	W, 87-83
01/08/1982.....	H.....	W, 60-56
02/03/1982.....	A.....	L, 58-63
12/03/1983.....	H.....	W, 86-78 (ot)
01/17/1984.....	A.....	L, 73-89
01/15/1985.....	A.....	L, 60-62
01/28/1985.....	H.....	W, 84-73
01/24/1987.....	A.....	L, 63-69
02/18/1987.....	H.....	W, 66-59
01/23/1988.....	H.....	W, 70-54
02/11/1988.....	A.....	W, 74-57
01/28/1989.....	A.....	W, 77-70
02/27/1989.....	H.....	W, 71-69
12/19/2002.....	H.....	W, 86-43
01/21/2006.....	A.....	W, 69-62
01/04/2010.....	A.....	W, 81-45
01/03/2011.....	H.....	W, 85-57

SOUTHERN • 3-4

02/24/1977.....	1.....	L, 50-96
02/27/1981.....	2.....	L, 56-60
02/24/1983.....	H.....	W, 76-67
02/29/1984.....	A.....	L, 55-72
12/28/1984.....	H.....	L, 55-73
03/17/2011.....	H/3.....	W, 61-31
12/11/2011.....	H.....	W, 66-59

(1) LAIAW State Tournament, Ruston, La.
(2) LAIAW Championship, Hammond, La.
(3) WNIT 1st Round, Fogelman Arena

SOUTHERN METHODIST (SMU) • 15-12

01/26/1980.....	A.....	W, 72-62
01/06/1981.....	H.....	W, 78-48
12/5/1987.....	H.....	W, 84-73
11/25/1991.....	A.....	L, 53-68
12/29/1992.....	H.....	W, 82-58
01/05/1994.....	A.....	L, 64-74
12/30/1994.....	H/1.....	L, 71-74
01/03/1996.....	A.....	W, 71-62
11/25/1997.....	H.....	L, 58-68
12/05/1998.....	A.....	W, 81-80
12/13/1999.....	H.....	W, 81-69
12/06/2000.....	A.....	W, 75-66
01/06/2006.....	H.....	L, 66-78
02/26/2006.....	A.....	W, 71-58
03/03/2006.....	A/2.....	L, 84-86
01/14/2007.....	A.....	W, 63-58
02/22/2007.....	H.....	W, 78-72
02/02/2008.....	A.....	L, 69-81
03/01/2008.....	H.....	W, 71-68
01/22/2009.....	H.....	L, 56-59
02/26/2009.....	A.....	L, 49-61
01/17/2010.....	A.....	W, 59-70
02/07/2010.....	H.....	W, 78-59
01/06/2011.....	H.....	W, 62-58
02/03/2011.....	A.....	L, 73-77
02/05/2012.....	H.....	W, 75-63
02/26/2012.....	A.....	L, 49-54

(1) Pontchartrain Center
(2) Conference USA Tournament, Dallas, Texas

SOUTHERN MISSISSIPPI • 27-34

01/26/1977.....	H.....	W, 68-67
02/19/1977.....	A.....	L, 45-55
12/05/1980.....	A.....	L, 65-81
01/08/1981.....	H.....	L, 59-64
11/30/1981.....	A.....	L, 66-84
01/20/1982.....	H.....	W, 75-57
11/30/1982.....	A.....	L, 70-86
01/18/1983.....	H.....	L, 66-71
02/01/1984.....	A.....	L, 69-89
02/22/1984.....	H.....	W, 83-81
02/02/1985.....	A.....	L, 63-93
02/23/1985.....	H.....	L, 69-84
02/01/1986.....	H.....	L, 72-85
02/22/1986.....	A.....	W, 75-72
12/13/1986.....	H.....	W, 63-61
02/14/1987.....	A.....	L, 65-70
12/12/1987.....	A.....	L, 69-80
03/05/1988.....	H.....	W, 89-86
01/19/1989.....	A.....	L, 76-94
02/08/1989.....	H.....	L, 65-74
01/13/1990.....	A.....	L, 35-73
02/10/1990.....	H.....	L, 56-88
01/21/1991.....	H.....	L, 61-67
02/18/1991.....	A.....	L, 57-89

01/06/1992.....	H.....	L, 53-55
01/25/1992.....	A.....	L, 58-79
02/01/1993.....	H.....	W, 71-69
03/04/1993.....	A.....	L, 61-78
01/29/1994.....	H.....	L, 62-72
02/19/1994.....	A.....	L, 66-89
03/09/1994.....	1.....	L, 69-72
01/06/1995.....	H.....	W, 74-71
01/22/1995.....	A.....	W, 83-70
02/01/1996.....	A.....	L, 82-84 (ot)
02/21/1996.....	H.....	W, 72-67 (ot)
01/07/1997.....	A.....	W, 72-45
02/09/1997.....	H.....	W, 88-63
12/21/1997.....	H.....	L, 70-71
02/21/1998.....	A.....	W, 62-34
12/22/1998.....	A.....	W, 75-52
02/20/1999.....	H.....	W, 85-64
01/03/2000.....	H.....	W, 91-77
02/27/2000.....	A.....	L, 72-78
01/02/2001.....	A.....	W, 72-65
02/22/2001.....	H.....	W, 84-45
01/05/2002.....	H.....	W, 69-68
02/16/2002.....	A.....	W, 70-55
01/11/2003.....	H.....	W, 64-42
01/24/2003.....	A.....	W, 67-54
01/10/2004.....	A.....	L, 51-68
02/27/2004.....	H.....	W, 65-51
02/05/2005.....	A.....	L, 73-80
02/26/2005.....	H.....	W, 79-49
01/15/2006.....	A.....	L, 60-75
01/26/2007.....	H.....	W, 66-50
02/24/2008.....	A.....	L, 67-72
02/19/2009.....	H.....	W, 77-60
03/06/2009.....	H/2.....	L, 55-72
01/23/2010.....	H.....	W, 80-63
01/20/2011.....	H.....	L, 81-86 (ot)
02/19/2012.....	A.....	L, 51-56

(1) Metro Tournament, Biloxi, Miss.
(2) Conference USA Tournament, Fogelman Arena

SOUTHERN UTAH • 1-0

11/25/1994.....	1.....	W, 75-67
-----------------	--------	----------

(1) Coors-Rocky Mountain Invite, Colorado Springs, Colo.

SPRING HILL • 13-2

02/21/1976.....	H.....	W, 54-15
01/29/1977.....	H.....	W, 82-19
01/28/1978.....	A.....	W, 66-35
02/18/1978.....	H.....	W, 57-16
02/09/1979.....	A.....	W, 79-43
02/16/1979.....	H.....	W, 69-50
02/09/1980.....	H.....	W, 60-50
12/06/1980.....	H.....	W, 69-54
02/16/1981.....	A.....	W, 69-59
02/18/1982.....	H.....	L, 55-59
11/23/1982.....	H.....	W, 79-67
11/30/1983.....	A.....	L, 69-76
12/07/1983.....	A/1.....	W, 70-63
12/03/1984.....	H.....	W, 63-52
02/21/1985.....	A.....	W, 78-73

(1) Jaguar Gym, Mobile, Ala.

STANFORD • 0-1

03/20/2002.....	A/1.....	L 55-77
-----------------	----------	---------

(1) NCAA West Region 1st & 2nd Rounds, Palo Alto, Calif.

STEPHEN F. AUSTIN • 5-4

02/20/1983.....	A.....	L, 58-74
02/10/1984.....	H.....	L, 75-86
01/13/1988.....	A.....	L, 55-85
01/11/1989.....	H.....	L, 65-70
12/28/2004.....	H/1.....	W, 79-72
11/10/2006.....	H.....	W, 75-52
11/16/2007.....	A.....	W, 56-45
12/20/2009.....	H.....	W, 84-51
11/20/2010.....	A.....	W, 83-65

(1) Tulane/DoubleTree Classic, Fogelman Arena

STETSON • 1-0

12/18/1985.....	H.....	W, 70-69
-----------------	--------	----------

TAMPA • 1-0

01/13/1983.....	A.....	W, 77-60
-----------------	--------	----------

TEMPLE • 0-1

12/28/2008.....	H.....	L, 71-75 (ot)
-----------------	--------	---------------

TEXAS • 0-1

11/12/2000.....	A/1.....	L, 47-71
-----------------	----------	----------

(1) Preseason Women's NIT

TEXAS A&M • 4-3

01/14/1981.....	H.....	L, 79-81
11/20/1982.....	H.....	W, 80-73
12/08/1992.....	A.....	L, 67-84
12/31/1993.....	H.....	W, 83-73
12/08/1998.....	H.....	W, 66-61
12/08/1999.....	A.....	W, 91-74
11/26/2004.....	1.....	L, 64-79

(1) CenturyTel Bobcat Classic, San Marcos, Texas

TEXAS A&M-CORPUS CHRISTI • 1-1

01/05/2004.....	A.....	W, 57-53
12/07/2004.....	H.....	L, 57-75

TEXAS-ARLINGTON • 1-1

11/23/1990.....	H.....	L, 77-83
12/30/2006.....	H/1.....	W, 68-65

(1) Tulane/DoubleTree Classic, Fogelman Arena

TEXAS CHRISTIAN (TCU) • 5-4

01/25/1980.....	A.....	W, 89-69
11/30/1990.....	H.....	W, 59-55
11/27/1991.....	A.....	L, 66-70
02/10/2002.....	A.....	W, 63-59 (ot)
03/03/2002.....	1.....	W, 80-76 (ot)
02/23/2003.....	H.....	W, 74-65
03/07/2003.....	2.....	L, 65-78
02/06/2004.....	A.....	L, 44-76
01/09/2005.....	H.....	L, 66-78

(1) Conference USA Tournament, Chicago, Ill.
(2) Conference USA Tournament, Memphis, Tenn.

TEXAS-EL PASO (UTEP) • 7-9

02/15/1980.....	H.....	W, 86-61
11/25/2005.....	A.....	W, 68-63
02/04/2006.....	H.....	L, 58-59
01/02/2007.....	A.....	L, 76-80
01/20/2007.....	H.....	W, 81-56
01/12/2008.....	H.....	L, 66-81
01/26/2008.....	A.....	L, 44-60
01/02/2009.....	A.....	W, 57-48
01/18/2009.....	H.....	L, 60-73
01/28/2010.....	H.....	W, 57-47
03/03/2010.....	A.....	W, 66-64
01/30/2011.....	H.....	W, 69-63
02/13/2011.....	A.....	L, 61-65
01/15/2012.....	H.....	L, 64-65 (ot)
02/12/2012.....	A.....	L, 65-80
03/10/2012.....	1.....	L, 65-69

(1) Conference USA Tournament, Memphis, Tenn.

TEXAS-PAN AMERICAN • 1-0

12/30/1988.....	H.....	W, 63-37
-----------------	--------	----------

TEXAS-SAN ANTONIO • 1-2

01/31/1987.....	H.....	L, 66-69 (ot)
02/16/1991.....	H.....	L, 93-98 (ot)
12/21/2007.....	H/1.....	W, 76-42

(1) Tulane/DoubleTree Classic, Fogelman Arena

TEXAS STATE • 1-0

11/27/2004.....	A/1.....	W, 74-71
-----------------	----------	----------

(1) CenturyTel Bobcat Classic, San Marcos, Texas

TEXAS TECH • 1-4

03/16/1995.....	A/1.....	L, 72-87
03/20/2000.....	A/1.....	L, 59-76
11/29/2006.....	A.....	L, 50-77
12/29/2009.....	H/2.....	W, 67-49
03/18/2012.....	A/3.....	L, 55-69

(1) NCAA Midwest Regional, Lubbock, Texas
(2) Tulane/DoubleTree Classic, Fogelman Arena
(3) WNIT, Lubbock, Texas

TEXAS WOMEN'S • 0-1

11/24/1980.....	H.....	L, 69-80
-----------------	--------	----------

TOLEDO • 1-0

12/29/2005.....	H/1.....	W, 77-67 (ot)
-----------------	----------	---------------

(1) Tulane/DoubleTree Classic, Fogelman Arena

TROY • 3-0

12/07/1993.....	H.....	W, 87-67
11/29/1994.....	A.....	W, 82-75
12/06/1996.....	H.....	W, 95-77

TULSA • 11-5

01/06/1987.....	A.....	W, 49-44
01/08/2006.....	H.....	L, 63-70
02/24/2006.....	A.....	L, 63-74
01/12/2007.....	A.....	W, 75-62
02/24/2007.....	H.....	W, 78-70
01/31/2008.....	A.....	L, 56-64
02/28/2008.....	H.....	W, 80-60
01/24/2009.....	H.....	W, 78-41
02/28/2009.....	A.....	W, 64-56
03/05/2009.....	H/1.....	W, 49-44
01/15/2010.....	A.....	W, 58-55
02/05/2010.....	H.....	L, 67-80
01/23/2011.....	A.....	W, 80-66
02/27/2011.....	H.....	W, 73-62
01/23/2012.....	A.....	W, 66-51
02/23/2012.....	H.....	L, 59-72

(1) Conference USA Tournament, Fogelman Arena

VERMONT • 1-0

03/18/2000.....	1.....	W, 65-60
-----------------	--------	----------

(1) NCAA Midwest Regional, Lubbock, Texas

VILLANOVA • 1-0

11/24/2006.....	1.....	W, 72-60
-----------------	--------	----------

(1) FIU Thanksgiving Classic, Miami, Fla.

VIRGINIA • 1-0

12/29/2001.....	H/1.....	W, 74-63
-----------------	----------	----------

(1) Tulane/Doubletree Classic, Fogelman Arena

VIRGINIA

Series History



Opponent	Overall	Home	Road	Neutral
Alabama	3-7	2-3	1-3	0-1
Alabama-Birmingham (UAB)	22-9	10-4	9-5	3-0
Alabama State	2-0	2-0	0-0	0-0
Alcorn State	2-0	1-0	1-0	0-0
Arizona State	0-2	0-1	0-1	0-0
Arkansas	0-3	0-2	0-1	0-0
Arkansas-Little Rock	1-0	1-0	0-0	0-0
Arkansas-Pine Bluff	1-0	1-0	0-0	0-0
Arkansas State	2-1	1-0	1-0	0-1
Appalachian State	1-0	1-0	0-0	0-0
Auburn	1-2	1-1	0-1	0-0
Ball State	1-0	1-0	0-0	0-0
Belhaven College	2-2	2-2	0-0	0-0
Boise State	1-0	0-0	0-0	1-0
Boston College	1-0	1-0	0-0	0-0
Boston University	2-0	1-0	1-0	0-0
Brigham Young (BYU)	1-0	1-0	0-0	0-0
Buffalo	1-0	1-0	0-0	0-0
California	0-1	0-0	0-1	0-0
California-Irvine	1-0	0-0	0-0	1-0
California-Santa Barbara	1-0	0-0	0-0	1-0
California State Fullerton	1-0	0-0	0-0	1-0
Central Connecticut State	1-0	1-0	0-0	0-0
Central Florida (UCF)	7-6	4-1	1-4	2-1
Charlotte	14-8	8-2	5-5	1-1
Chicago State	0-1	0-0	0-0	0-1
Cincinnati	11-15	5-5	3-7	3-3
Colby College	1-0	0-0	0-0	1-0
College of Charleston	1-0	1-0	0-0	0-0
Colorado	1-1	0-0	0-1	1-0
Colorado State	2-1	1-0	0-1	1-0
Columbia	1-0	1-0	0-0	0-0
Cornell	1-0	1-0	0-0	0-0
Creighton	0-1	0-1	0-0	0-0
DePaul	5-7	3-2	2-4	0-1
Detroit	1-1	1-1	0-0	0-0
Dillard	5-4	2-2	2-2	0-1
Drake	1-1	1-0	0-1	0-0
Duke	0-1	0-1	0-0	0-0
East Carolina	12-3	4-1	5-1	3-1
Eastern Kentucky	0-1	0-1	0-0	0-0
Eastern Washington	1-0	1-0	0-0	0-0
Fairfield	2-0	1-0	1-0	0-0
Florida	2-1	2-0	0-1	0-0
Florida International	1-1	0-0	1-1	0-0
Florida State	7-11	6-4	0-6	1-1
Fordham	1-0	1-0	0-0	0-0
Furman	2-0	2-0	0-0	0-0
Georgetown	1-1	1-0	0-1	0-0
George Mason	1-1	0-1	1-0	0-0
George Washington	0-3	0-1	0-1	0-1
Georgia	0-1	0-0	0-0	0-1
Georgia Southern	0-2	0-1	0-1	0-0
Georgia State	1-2	1-1	0-1	0-0
Georgia Tech	0-4	0-1	0-3	0-0
Grambling State	1-2	1-1	0-1	0-0
Hampton	2-0	1-0	0-0	1-0
Hartford	1-0	1-0	0-0	0-0
Harvard	2-0	0-0	1-0	1-0
High Point	1-0	1-0	0-0	0-0
Hofstra	1-0	0-0	0-0	1-0
Holy Cross	2-0	2-0	0-0	0-0
Houston	20-12	9-5	8-6	3-1
Howard	1-1	1-0	0-1	0-0
Idaho State	1-0	0-0	0-0	1-0
Illinois State	1-1	1-0	0-0	0-1
Immaculata	1-0	0-0	0-0	1-0
Indiana State	1-0	1-0	0-0	0-0
Iona	1-0	1-0	0-0	0-0
Iowa State	1-0	0-0	0-0	1-0
Jackson State	2-0	1-0	0-0	1-0
Jacksonville State	1-0	1-0	0-0	0-0
James Madison	2-0	1-0	1-0	0-0
Kansas	0-1	0-0	0-0	0-1
Kansas State	1-0	0-0	0-0	1-0
Kent State	1-0	1-0	0-0	0-0
Lamar	1-3	1-2	0-1	0-0
Lehigh	1-0	0-0	0-0	1-0
Liberty	0-1	0-0	0-0	0-1
Long Island	1-0	1-0	0-0	0-0
Longwood	1-0	0-0	0-0	1-0
Louisiana-Lafayette	22-5	11-0	9-4	2-1
Louisiana-Monroe (ULM)	9-6	5-2	2-2	2-2
Louisiana State (LSU)	5-28	3-13	2-15	0-0
Louisiana Tech	0-8	0-3	0-5	0-0
Louisville	10-20	7-8	2-12	1-0
Loyola (Maryland)	1-0	0-0	0-0	1-0
Loyola (New Orleans)	2-0	2-0	0-0	0-0
Maine	1-1	1-0	0-1	0-0
Marist	0-1	0-1	0-0	0-0
Marquette	7-6	4-2	2-3	1-1
Marshall	7-1	3-0	4-0	0-1
Mary Crest	1-0	1-0	0-0	0-0

Opponent	Overall	Home	Road	Neutral
Massachusetts (UMass)	1-0	0-0	0-0	1-0
McNeese State	6-12	5-4	1-6	0-2
Memphis	16-23	8-11	8-11	0-1
Mercer	0-1	0-0	0-0	0-1
Miami (Florida)	2-1	1-0	1-1	0-0
Miami (Ohio)	2-0	1-0	1-0	0-0
Michigan	1-0	0-0	0-0	1-0
Minnesota	0-1	0-0	0-0	0-1
Mississippi	2-1	1-0	1-0	0-1
Mississippi College	4-1	2-0	1-1	1-0
Mississippi State	5-4	3-1	2-3	0-0
Mississippi Valley State	1-0	1-0	0-0	0-0
Missouri-Kansas City (UMKC)	2-0	1-0	1-0	0-0
Missouri State	1-1	0-1	1-0	0-0
Nebraska	1-0	0-0	0-0	1-0
Nevada-Las Vegas (UNLV)	1-0	1-0	0-0	0-0
New Orleans (UNO)	19-30	15-12	4-18	0-0
Nicholls State	29-12	21-2	8-10	0-0
North Carolina-Ashville	1-0	1-0	0-0	0-0
North Carolina-Greensboro	3-0	2-0	1-0	0-0
North Texas	3-0	2-0	1-0	0-0
Northern Illinois	1-0	0-0	0-0	1-0
Northwest Missouri State	1-0	1-0	0-0	0-0
Northwestern State	2-4	2-0	0-1	0-3
Old Dominion	1-0	1-0	0-0	0-0
Oklahoma	1-1	1-0	0-1	0-0
Oral Roberts	1-2	1-0	0-2	0-0
Oregon	1-0	1-0	0-0	0-0
Oregon State	1-1	1-0	0-1	0-0
Pennsylvania	2-0	2-0	0-0	0-0
Penn State	0-1	0-1	0-0	0-0
Pepperdine	2-0	1-0	1-0	0-0
Phillips College	1-0	1-0	0-0	0-0
Pittsburgh	0-1	0-0	0-0	0-1
Portland	2-0	1-0	1-0	0-0
Portland State	0-1	0-0	0-0	0-1
Prairie View A&M	2-0	2-0	0-0	0-0
Princeton	1-0	1-0	0-0	0-0
Providence	1-0	1-0	0-0	0-0
Puerto Rico-Mayaguez	1-0	0-0	0-0	1-0
Purdue	0-3	0-1	0-1	0-1
Rhode Island	2-0	1-0	1-0	0-0
Rice	14-12	7-5	7-6	0-1
Richmond	1-0	0-0	1-0	0-0
Robert Morris	1-1	0-1	0-0	1-0
Sacramento State	1-0	1-0	0-0	0-0
Saint Joseph's	1-1	1-0	0-0	0-1
Saint Louis	10-2	6-0	3-2	1-0
Samford	0-1	0-1	0-0	0-0
Sam Houston State	1-1	1-0	0-1	0-0
Shorter College	0-1	0-0	0-1	0-0
Siena	1-0	0-0	1-0	0-0
South Alabama	8-11	5-4	3-7	0-0
South Carolina	0-12	0-4	0-3	0-5
South Florida (USF)	19-9	9-4	8-5	2-0
Southeastern Louisiana	13-6	9-0	4-6	0-0
Southern	3-4	3-1	0-1	0-2
Southern Methodist (SMU)	15-12	9-4	6-8	0-0
Southern Mississippi	28-33	19-12	8-21	0-1
Southern Utah	1-0	0-0	0-0	1-0
Spring Hill	13-2	8-1	5-1	0-0
Stanford	0-1	0-0	0-1	0-0
Stephen F. Austin	5-4	3-2	2-2	0-0
Stetson	1-0	1-0	0-0	0-0
Tampa	1-0	0-0	1-0	0-0
Temple	0-1	0-1	0-0	0-0
Texas	0-1	0-0	0-1	0-0
Texas A&M	4-3	3-1	1-1	0-1
Texas A&M-Corpus Christi	1-1	0-1	1-0	0-0
Texas-Arlington	1-1	1-1	0-0	0-0
Texas Christian (TCU)	5-4	2-1	2-2	1-1
Texas-El Paso (UTEP)	7-9	4-4	3-4	0-1
Texas-San Antonio	1-2	1-2	0-0	0-0
Texas State	1-0	0-0	1-0	0-0
Texas Tech	1-4	1-0	0-4	0-0
Texas Women's	0-1	0-1	0-0	0-0
Toledo	1-0	1-0	0-0	0-0
Troy	3-0	2-0	1-0	0-0
Tulsa	11-5	5-3	6-2	0-0
Vermont	1-0	0-0	0-0	1-0
Virginia	1-0	1-0	0-0	0-0
Virginia Commonwealth (VCU)	5-6	2-2	3-3	0-1
Virginia Tech	8-9	6-2	1-6	1-1
West Florida	4-0	2-0	2-0	0-0
West Virginia	1-0	1-0	0-0	0-0
Wichita State	1-0	0-0	0-0	1-0
William Carey	4-5	4-0	0-5	0-0
William & Mary	1-0	1-0	0-0	0-0
Winthrop	2-0	1-0	1-0	0-0
Xavier (New Orleans)	5-7	3-2	2-4	0-1
Xavier (Ohio)	1-0	0-0	0-0	1-0
Yale	1-0	1-0	0-0	0-0

bold italics indicates potential 2012-13 opponent



All-Time Letterwinners

PLAYER	Jersey	Ht	Pos	Hometown	Years	GP	FG	FGA	FG%	3s	3A	3%	FT	FTA	FT%	OR-DR	RPG	Ast	Blk	St	Pts	PPG
Aidoo, Tiffany	23	5-9	G/F	Slidell, La.	08 09 10 11	129	365	918	398	163	465	351	154	241	639	172-252	3.3	172	11	165	1047	8.1
Alligood, Tracy	32				81	1	0	0	000	0	0	000	2	2	1.000	0-0	0.0	9	0	0	2	2.0
Archinard, Tom-meka	13	5-9	G	Lake Charles, La.	91 93	39	33	118	280	0	0	000	41	52	788	17-34	1.3	24	2	16	107	2.7
Barnes, Evanda	44	6-1	F	Donaldsonville, La.	88 89	54	363	660	550	3	13	231	142	222	640	102-365	8.6	39	19	99	871	16.1
Barnes, Kendra	00	6-2	F	Tulsa, Okla.	06 07 08	81	143	285	502	0	0	000	74	160	463	99-227	4.0	45	9	35	360	4.4
Barnes, Roshaunda	11	5-5	G	Baton Rouge, La.	08 09 10 11	115	321	894	359	48	196	245	187	288	649	87-213	2.6	377	30	231	877	7.6
Barrois, Thomee	50/40	6-2	F	Buras, La.	88 89 90 91	90	93	243	383	0	0	000	53	131	405	94-163	2.9	33	7	21	239	2.7
Benzio, Brett	44	6-4	C	Palm City, Fla.	09 10 11 12	126	418	823	508	0	0	000	203	336	604	317-724	8.3	147	229	92	1039	8.2
Bibbins, Whitney	32	5-10	G/F	Baton Rouge, La.	11	26	79	182	434	4	21	190	34	46	739	57-72	5.0	21	15	21	196	7.5
Blagg, Danielle	20	5-11	G	San Antonio, Texas	12	34	97	314	309	54	182	297	38	63	603	33-83	3.4	33	17	32	286	8.4
Blankenship, Brooke	42	5-10	F	Heber Springs, Ark.	11 12	18	2	9	222	0	1	000	2	2	1.000	1-2	0.2	1	0	0	6	0.3
Bregman, Tammy	14	5-4	C	Atlanta, Ga.	76	22	28	99	283	0	0	000	7	21	333	37	1.7	12	0	0	63	2.9
Brown, Alendra	55	6-3	C	New Orleans, La.	05 06 07 08	111	277	595	466	0	3	000	187	274	682	254-276	4.8	76	54	89	741	6.7
Brown, Chassity	32	5-7	G	Shreveport, La.	07 08 09 10	109	320	841	381	107	351	305	222	337	659	80-239	2.9	206	24	211	969	8.9
Brown, Paula	25	5-9	F	Ocean Springs, Miss.	83 84 85 86	112	345	973	355	0	0	000	133	193	689	399	3.6	125	2	8	823	7.3
Bryant, Kim	33	6-0	C	Little Rock, Ark.	93 94 95	110	443	949	467	0	0	000	168	257	654	218-458	6.1	76	12	132	1054	9.6
Burse, Janell	33	6-5	C	New Orleans, La.	97 98 99 00	116	636	1098	579	1	1	1.000	352	625	563	391-490	7.6	71	248	108	1625	14.0
Byrd, Martha	12	5-4	G	Pascagoula, Miss.	78 79	40	63	192	328	0	0	000	47	63	746	61	1.5	49	0	0	173	4.3
Captain, Sarah	44	6-2	C	Virginia Beach, Va.	90 91 92 93	108	223	484	461	0	1	000	167	239	699	183-239	4.2	66	41	54	613	5.7
Carroll, Jessica	14	6-0	G	League City, Texas	00 01 02 03	60	24	65	369	0	3	000	19	26	731	19-53	1.2	12	4	4	67	1.1
Carter, Geneva	15	6-1	F	Baton Rouge, La.	96	10	6	11	545	0	0	000	5	9	556	4-6	1.0	1	1	2	17	1.7
Cates, Debbie	31	5-8	F	Ponte Vedra, Fla.	76	8	2	0	000	0	0	000	1	0	000	0-0	0.0	0	0	0	5	0.6
Cathrall, Elizabeth Ann	20	5-9	F/C	Eufaula, Ala.	76	13	45	0	000	0	0	000	25	0	000	0-0	0.0	0	0	0	115	8.8
Cayette, Shelly	30	6-4	C	St. James, La.	03 04 05	44	30	59	508	0	0	000	2	8	250	8-23	0.7	11	8	9	62	1.4
Cizmar, Kiki	31	6-1	G	Zagreb, Croatia	97 98 99	83	150	346	434	36	96	375	26	39	667	28-99	1.5	119	15	48	362	4.4
Cleveland, Caitlin	13	5-10	G	Kenner, La.	08	19	6	17	353	0	1	000	9	10	900	2-11	0.7	13	0	2	21	1.1
Clifton, Tiffany	52	5-10	F	Leesville, La.	95	11	5	8	625	0	0	000	13	16	813	3-7	0.9	4	0	2	23	2.1
Coleman, Roma	12	5-8	G	Houston, Texas	92 93 94 95	113	176	532	331	0	11	000	149	258	578	122-206	2.9	388	13	153	501	4.4
Crawford, Margie	42	6-0	C	Gretna, La.	85	23	76	188	404				41	68	603	138	6.0	37	0	0	193	8.4
Dalby, Rebecca	15	5-9	F	Deer Park, Texas	76	13	58	0	000	0	0	000	21	0	000	0	0.0	0	0	0	137	10.5
Dale, Tiffany	22	6-1	F	Lavon, Texas	12	31	55	112	491	0	6	000	40	68	588	56-68	4.0	30	27	23	150	4.8
Daley, Grace	4	5-8	G	Ocala, Fla.	97 98 99 00	122	747	1489	502	187	525	356	578	744	777	263-331	4.9	345	18	289	2259	18.5
Dornen, Dee Dee	25	5-5	G	Chalmette, La.	88	24	8	22	364	0	0	000	13	20	650	76	3.2	10	1	11	29	1.2
Dove, Monica	34	5-8	G	New Orleans, La.	85 86 87 88	109	409	1014	403	1	4	250	201	320	628	526	4.8	106	1	53	1020	9.4
Drew, Destiny	51	6-1	F	Houston, Texas	04 05	45	20	40	500	0	0	000	8	15	533	24-25	1.1	3	6	12	48	1.1
Duclos, Sharon	13	5-10	F	Vicksburg, Miss.	83 84 85 86	108	125	308	406	0	0	000	137	230	596	278	2.6	82	0	10	387	3.6
Eagan, Ellen	32	5-11	F/C	New Orleans, La.	78	16	14	51	275	0	0	000	8	23	348	48	3.0	3	0	0	36	2.3
Ebomwonyi	15	5-10	F	Pflugerville, Texas	12	34	87	179	486	3	18	167	35	53	660	88-105	5.7	21	8	23	212	6.2
Edison, Karen	33	5-9	F	Westborough, Mass.	90 91	55	115	287	401	0	0	000	85	160	531	82-107	3.4	21	6	20	315	5.7
Farris, Barbara	54	6-3	C	Harvey, La.	95 96 97 98	118	660	1036	637	1	2	500	408	684	596	351-588	8.0	105	47	144	1729	14.7
Ferguson, Khadereil	1	5-10	G	Jackson, La.	05 06	10	1	7	143	0	2	000	0	0	000	3-2	0.5	1	0	2	2	0.2
Forster, Susan	13	5-6	F	New Orleans, La.	76	13	6	0	000	0	0	000	11	0	000	0	0.0	0	0	0	23	1.8
Frey, Mignon	12	5-9	G	Metairie, La.	96 97 98	33	10	28	357	5	12	417	2	4	500	2-7	0.3	25	0	14	27	0.8
Frey, Nicole	14	5-5	G	Metairie, La.	89 90 91 92	70	102	336	304	12	50	240	105	171	614	28-97	1.8	169	4	79	321	4.6
Fuqua, Sherri	14	5-9	G/F	New Orleans, La.	79 80 81 82	104	479	1089	440	0	0	000	231	303	762	383	3.7	380	9	0	1189	11.4
Gaudet, Stacey	10	5-9	G	Kenner, La.	84 85 86 87	112	757	1723	439	0	0	000	566	703	805	720	6.4	272	0	50	2080	18.6
Gilligan, Mary	23	5-5	G	Middletown, N.J.	82	27	40	107	374	0	0	000	18	29	621	23	0.9	79	0	0	98	3.6
Goodwin, Holly	25	5-11	F	Paron, Ark.	95	6	2	7	286	1	3	333	4	4	1.000	0-1	0.2	0	0	1	9	1.5
Goolsby, Bree	21	6-2	F	Marietta, Ga.	99	4	0	3	000	0	0	000	0	0	000	0-1	0.3	0	0	0	0	0.0
Goree, Sarah	11	5-8	G	Baton Rouge, La.	99 00 01 02	126	374	987	379	152	424	358	217	274	792	48-264	2.5	418	12	122	1117	8.9
Grayson, Olivia	21	5-9	G	Metairie, La.	10 11 12	101	377	1043	361	81	273	297	280	365	767	155-389	5.4	383	40	186	1115	11.0
Gurr, Danielle	24	5-11	F	Chesterfield, Mo.	85 86 87 88	96	190	394	482	0	0	000	88	119	739	242	2.5	47	4	36	468	4.9
Hadley, Rodnelle	21	5-8	G	Metairie, La.	95 96 97 98	109	106	276	384	4	9	444	107	158	677	39-150	1.7	221	1	68	323	3.0
Hall, Mashandra	11/21	5-10	G	Memphis, Tenn.	90 91	48	60	193	311	0	0	000	25	59	424	38-85	2.6	36	0	25	145	3.0
Hampton, Lakeitha	32	6-0	F	New Orleans, La.	02 03 04 05	110	399	839	476	1	5	200	254	401	633	297-313	5.5	57	19	134	1053	9.6
Hardie, Kacy	12	5-9	G	Atlanta, Ga.	11	3	0	0	000	0	0	000	0	0	000	0-0	0.0	0	0	0	0	0.0
Haris, Muci	5	5-7	G	Sandweiler, Luxembourg	03	29	72	180	400	47	125	376	29	38	763	15-47	2.1	61	2	36	220	7.6
Hauser, Holly	24	5-8	F	Monument, Colo.	89 90 91 92	47	9	51	176	1	4	250	3	10	300	8-23	0.7	10	1	6	22	0.5
Haynes, Nancy	12	5-5	G	New Orleans, La.	84 85 86 87	71	31	86	360	0	0	000	26	49	531	37	0.5	72	1	14	88	1.2
Hector, Salome	23	5-5	G	Houma, La.	99 00 01 02	88	128	331	387	20	71	282	135	196	689	64-105	2.7	113	11	112	411	4.7
Heiderer, Sarah	25	5-9	F	Huntington Woods, Mich.	81 82 83 84	87	70	195	359	0	0	000	28	56	500	177	2.0	15	1	4	168	1.9
Heike, Teresa	34	6-3	C	Royal Oak, Mich.	80 81 82 83	71	191	350	546	0	0	000	83	114	728	225	3.2	20	36	0	465	6.5
Hendy, D'Aundra	23	5-8	G	Houma, La.	03 04 05 07	111	403	996	405	56	196	286	192	308	623	117-240	3.2	322	43	260	1054	9.5
Hill, Sharon	22	5-9	F	Kenner, La.	79 80 81 82	98	223	425	525	0	0	000	53	78	679	353	3.6	131	2	0	499	5.1
Howell, Cassandra	34	5-10	F	Memphis, Tenn.	90 91 92 93	87	100	298	336	1	2	500	155	242	640	124-149	3.1	26	22	35	356	4.1
Jackson, Tia	5	5-9	G	Houston, Texas	07 08 09	41	23	49	469	2	10	200	23	34	676	15-17	0.8	22	2	10	71	1.7
Johnson, Ke																						

All-Time Letterwinners



PLAYER	Jersey	Ht	Pos	Hometown	Years	GP	FG	FGA	FG%	3s	3A	3%	FT	FTA	FT%	OR-DR	RPG	Asst	Blk	St	Pts	PPG			
Kimche, Daryle	20	5-8	F	Washington, D.C.	81	82	83	84	104	534	1159	461	0	0	0.000	295	409	721	445	4.3	306	3	23	1363	13.1
Klingman, Barbara	31	5-11	F	Metairie, La.	78	79			43	173	411	421	0	0	0.000	82	151	543	238	5.5	12	0	0	428	10.0
Koch, Kristen	32	5-11	F/G	Trenton, Ill.	96	97	98	99	117	205	510	402	57	161	354	111	155	716	98-228	2.8	154	20	80	578	4.9
Langford, Ashley	2	5-5	G	Harrisburg, Pa.	06	07	08	09	121	314	919	342	39	146	267	380	453	839	79-324	3.3	722	9	234	1047	8.7
LeBlanc, Brenda	30	5-9	F	Lafayette, La.	79				5	1	1	1.000	0	0	0.000	0	0	0.000	0-3	0.6	1	0	0	2	0.4
Lebsack, Elizabeth	35/32	6-0	C	Great Bend, Kansas	83	84			56	195	418	467	0	0	0.000	79	135	585	336	6.0	14	13	9	469	8.4
Lennix, Kinya	21	5-9	G	LaPlace, La.	02	03	04	05	92	83	257	323	0	5	0.000	35	61	574	36-84	1.3	36	13	18	201	2.2
Lewis, Jann	14	5-6	G	New Orleans, La.	83	85	86	87	110	366	842	435	0	0	0.000	229	319	718	399	3.6	240	1	50	961	8.7
Lindsey, Brittany	35	6-1	F	Atlanta, Ga.	08	09	10	11	96	435	857	508	1	2	500	163	266	613	202-249	4.7	64	111	81	1034	10.8
Lowry, Mary	11	5-8	G	Bossier City, La.	96	97			63	300	690	435	46	133	346	216	290	745	70-175	3.9	215	12	112	862	13.7
Luckhurst, Nikki	3	5-8	G	Duluth, Ga.	05	06	07	08	113	303	848	357	193	565	342	80	96	833	89-226	2.8	181	11	103	879	7.8
Lymon, Keisha	00	6-3	F	Donaldsonville, La.	02	03			38	36	83	434	0	1	0.000	22	32	688	32-73	2.8	12	27	10	94	2.5
Magee, Katye	3	5-10	G	Ellisville, Miss.	12				29	21	63	333	17	53	321	7	7	1.000	13-7	0.7	9	0	6	66	2.3
Marino, Mary Ann*	35	5-11	F	Metairie, La.	93	95	96	97	121	452	1147	394	111	361	307	219	269	814	202-300	4.1	325	64	187	1234	10.2
McDonald, Brittany	31	6-1	F	Atlanta, Ga.	11	12			38	23	53	434	0	0	0.000	12	22	545	16-30	1.2	16	4	12	58	1.5
McKiver, Teana	32	6-3	C	Buelaville, N.C.	01	02	03		96	487	828	588	2	2	1.000	228	409	557	236-398	6.6	99	217	84	1204	12.5
McLemore, Joanna					87				20	6	23	261	0	0	0.000	6	8	750	0-5	0.3	10	1	3	18	0.9
Modenbach, Jerrye	33	6-0	F	Jefferson, La.	79				16	5	16	313	0	0	0.000	5	10	500	0-11	0.7	1	0	0	15	0.9
Modenbach, Mary	22	5-8	F	Jefferson, La.	78				14	4	18	222	0	0	0.000	4	9	444	0-10	0.7	2	0	0	12	0.9
Monroe, Sheila	21	5-10	F	Twin Falls, Idaho	78				5	1	7	143	0	0	0.000	0	0	0.000	0	0.0	0	0	0	2	0.4
Montagnino, Jami	11	5-8	G	Baton Rouge, La.	04	05	06	07	114	353	935	378	157	485	324	248	288	861	77-323	3.5	237	15	130	1111	9.7
Moore, Tymeke	22	5-9	G	Houston, Texas	02	03	04	05	89	120	283	424	0	8	0.000	60	98	612	85-187	3.1	70	36	81	300	3.4
Morris, Jeannie	22	5-4	G	Donaldsonville, La.	76				13	27	0	0.000	0	0	0.000	5	0	0.000	0	0.0	0	0	0	59	4.5
Nadeau, Kelly	12	5-6	G	Hudson, N.H.	01	02	03	04	124	271	733	370	147	464	317	140	182	769	46-240	2.3	346	9	197	829	6.7
Nierman, Patricia	24	5-6	G	Anacortes, Wash.	76	77	78		41	111	183	607	0	0	0.000	39	25	1.560	43	1.0	17	0	0	261	6.4
Norris, La'Shanna	24	6-2	F	Joaquin, Texas	00				24	17	25	680	0	0	0.000	8	12	667	15-20	1.5	1	11	5	42	1.8
Nunn, Daniell	20	5-9	G/F	Arlington, Texas	10	11			59	265	476	557	0	7	0.000	249	371	671	113-181	4.9	92	7	92	779	13.2
Nwokedi, Jennifer	42	6-1	F	Houston, Texas	09	10			45	24	53	453	0	0	0.000	14	24	583	23-30	1.2	2	16	3	62	1.4
Owens, Susan	12	5-8	G/F	Southfield, Mich.	80	81	82	83	109	332	688	483	0	0	0.000	130	153	850	284	2.6	429	3	50	794	7.3
Palman, Melissa	10	5-4	G	Bethesda, Md.	83	84	85	86	102	101	321	315	0	0	0.000	105	154	682	129	1.3	84	2	23	307	3.0
Palrang, Melicent	33	6-2	C	Caldwell, Idaho	84	85	86	87	103	179	424	422	0	0	0.000	141	196	719	340	3.3	49	2	12	499	4.8
Pertuit, Kristi	21	5-6	G	Kenner, La.	92	93	94	95	103	135	368	367	10	30	333	151	199	759	60-96	1.5	121	1	49	431	4.2
Philpots, Dominique	45	6-3	F	Riverdale, Ga.	05	06	07	08	109	164	408	402	0	0	0.000	64	95	674	118-204	3.0	19	85	32	392	3.6
Rainey, Chasity	32	5-9	F	Casa, Ark.	92	93	94	95	59	74	232	319	45	139	324	38	61	623	34-58	1.6	27	0	23	231	3.9
Reilly, Megan	13/30	5-7	F	New Orleans, La.	78	79			44	135	308	438	0	0	0.000	86	150	573	208	4.7	43	0	0	356	8.1
Roberson, Fabrecia^	22	5-11	F	Heflin, La.	97	98	99	00	124	293	630	465	0	6	0.000	242	345	701	145-379	4.2	149	31	110	828	6.7
Rusch, Deborah	25	5-7	G	Woodstock, Ga.	91	92	93	94	112	387	1141	339	134	487	275	76	107	710	45-204	2.2	388	18	147	984	8.8
Rust, Angela	42/12	6-3	C	Grafton, Va.	89	90	91	92	109	254	598	425	0	0	0.000	193	250	772	201-291	4.5	46	90	70	701	6.4
Sands, Jennifer	33	6-0	F	Dallas, Texas	05	06	07		71	222	479	463	19	60	317	93	144	646	88-248	4.7	71	20	48	556	7.8
Scanlon, Kelly	13	5-9	G	Ballston Lake, N.Y.	97	98	00	01	123	130	397	327	82	259	317	75	109	688	38-208	2.0	266	10	71	417	3.4
Shapiro, Lisa	24	5-4	G	Cincinnati, Ohio	76				13	5	0	0.000	0	0	0.000	2	0	0.000	0	0.0	0	0	0	12	0.9
Shaw, Kim	21	6-0	F/C	Brentwood, Mo.	76				13	33	0	0.000	0	0	0.000	5	0	0.000	0	0.0	0	0	0	71	5.5
Shlagman, Sara	22	6-1	C	Washington, D.C.	83	84	85	86	96	314	727	432	0	0	0.000	138	252	548	605	6.3	17	3	3	766	8.0
Simmons, Courtney	25	5-10	G	Baton Rouge, La.	04	05			32	56	141	397	5	25	200	60	90	667	16-60	2.4	68	3	36	177	5.5
Simpson, Stephanie	55	6-3	C	Lake Charles, La.	92	93	94	95	103	72	201	358	2	4	500	31	47	660	52-116	1.6	27	60	31	177	1.7
Slaton, Klara	50	6-3	F	Ocean Springs, Miss.	08	09			44	28	67	418	0	0	0.000	8	14	571	22-58	1.8	5	6	8	64	1.5
Slaughter, Gwen	45	6-2	F	Mamou, La.	99	01	02	03	126	432	843	512	0	1	0.000	224	386	580	332-630	7.6	185	210	171	1088	8.6
Smith, Melisa	21/11	5-8	G	Mandeville, La.	79				3	1	2	500	0	0	0.000	0	0	0.000	0-2	0.7	1	0	0	2	0.7
Smith, Phoebe	43/405-10	C	Mandeville, La.	79					23	44	112	393	0	0	0.000	36	61	590	88	3.8	1	0	0	124	5.4
Snow, Tyria	25	5-8	G	Shreveport, La.	10	11	12		85	102	245	416	19	56	339	66	94	702	29-120	1.8	158	13	89	289	3.4
Solomon, Sheri	22	6-0	F	New Orleans, La.	88				12	9	20	450	0	0	0.000	3	4	750	11	0.9	1	0	1	21	1.8
Staldum, Sasha	24	5-7	G	Houma, La.	06	07	08		78	99	261	379	9	29	310	47	81	580	70-95	2.1	38	6	33	254	3.3
Stokes, Laura	51	6-1	F/C	Sydney, Australia	11				3	2	2	1.000	0	0	0.000	0	0	0.000	0-1	0.3	1	0	0	4	1.3
Themann, Britt	34	6-1	F	Seattle, Wash.	00	01	02	03	128	284	706	402	174	471	369	157	201	781	88-150	1.9	97	22	54	899	7.0
Thomas, Schandel					89				26	63	142	444	0	0	0.000	24	42	571	25-66	3.5	52	2	28	150	5.8
Thomas, Tracey	50	6-2	C	Leesville, La.	94	95			12	0	7	0.000	0	0	0.000	3	10	300	4-6	0.8	0	0	0	3	0.3
Thomaskutty, Christy	23	5-6	G	Somersville, Ala.	93	94	95	96	118	401	1005	399	295	778	379	270	347	718	69-277	2.9	367	6	172	1367	11.9
Toujouise, Patricia OJ.	15	5-8	F	Metairie, La.	78	79	80	81	90	477	1128	423	0	0	0.000	121	170	712	390	4.3	218	0	0	1075	11.6
Towry, Sharon	13	5-8	F	Rayne, La.	80	81	82	83	93	116	316	367	0	0	0.000	45	66	682	155	1.7	105	2	13	277	3.0
True, Cheryl	33	5-11	G	Texarkana, Texas	88	89			54	86	244	352	7	22	318	44	77	571	20-156	3.3	53	4	29	223	4.1
Tupper, Margaret	33	6-1	F/C	South Portland, Maine	81	82	83		73	224	323	693	0	0	0.000	108	179	603	405	5.5	32	15	19	556	7.6
Turnbull, Taryn	44	5-10	G	Kingston, Ontario	98	99	00	01	109																

1,000-Point Club



1. GRACE DALEY (1996-2000)

2,259 Points

Year	GP-GS	FG	FGA	FG%	FG	FGA	Pct	FT	FTA	Pct	Off	Def	Tot	Avg	Ast	TO	Bk	St	Pts	Avg
1996-97	32-1	143	289	.495	38	85	.447	108	142	.761	63	64	127	4.0	51	81	2	75	432	13.5
1997-98	28-28	193	376	.513	56	152	.368	121	162	.747	57	65	122	4.4	74	107	2	81	563	20.1
1998-99	30-28	184	359	.513	40	123	.325	164	201	.816	66	90	156	5.2	96	95	6	58	572	19.1
1999-2000	32-32	227	465	.488	53	165	.321	145	239	.774	77	112	189	5.9	124	108	8	75	692	21.6
Totals	122-89	747	1489	.502	187	525	.356	578	744	.777	263	331	594	4.9	345	391	18	289	2259	18.5



2. STACEY GAUDET (1983-87)

2,080 Points

Year	GP-GS	FG	FGA	FG%	FG	FGA	Pct	FT	FTA	Pct	Off	Def	Tot	Avg	Ast	TO	Bk	St	Pts	Avg
1983-84	28-NA	154	371	.415	0	0	.000	107	126	.849	-	-	158	5.6	103	-	-	-	415	14.8
1984-85	28-NA	173	455	.380	0	0	.000	111	134	.828	-	-	181	6.5	71	-	-	-	457	16.3
1985-86	28-28	198	401	.494	0	0	.000	203	242	.839	-	-	166	5.9	101	-	-	-	599	21.4
1986-87	28-28	232	496	.468	0	0	.000	145	201	.721	-	-	215	7.7	100	107	0	50	609	21.8
Totals	112-NA	757	1723	.439	0	0	.000	566	703	.805	-	-	720	6.4	375	-	-	-	2080	18.6



3. CARMEN JONES (1986-90)

1,876 Points

Year	GP-GS	FG	FGA	FG%	FG	FGA	Pct	FT	FTA	Pct	Off	Def	Tot	Avg	Ast	TO	Bk	St	Pts	Avg
1986-87	28-18	101	214	.472	0	0	.000	37	64	.578	-	-	137	4.9	62	79	2	63	239	8.5
1987-88	28-28	160	329	.486	7	23	.304	83	129	.643	-	-	192	6.9	118	-	1	90	410	14.6
1988-89	27-27	210	411	.511	1	10	.100	116	162	.716	54	119	173	6.4	123	134	6	65	537	19.9
1989-90	28-28	252	664	.380	42	140	.300	144	201	.716	92	150	242	8.6	64	127	1	89	690	24.6
Totals	111-101	723	1618	.447	50	173	.289	380	556	.683	-	-	744	6.7	367	-	10	307	1876	16.9



4. KEISHA JOHNSON (1990-94)

1,826 Points

Year	GP-GS	FG	FGA	FG%	FG	FGA	Pct	FT	FTA	Pct	Off	Def	Tot	Avg	Ast	TO	Bk	St	Pts	Avg
1990-91	28-27	166	282	.587	0	0	.000	49	109	.450	100	134	234	8.4	20	58	6	36	381	13.6
1991-92	26-24	144	237	.608	0	0	.000	83	147	.565	109	130	239	9.2	10	66	6	54	371	13.4
1992-93	27-26	178	280	.636	0	0	.000	93	172	.541	113	143	256	9.5	20	59	5	49	449	16.6
1993-94	31-31	241	399	.604	0	0	.000	140	225	.622	143	176	319	10.3	22	74	7	83	622	20.1
Totals	112-108	729	1198	.609	0	0	.000	365	653	.559	465	583	1048	9.4	72	257	24	222	1823	16.3



5. BARBARA FARRIS (1994-98)

1,729 Points

Year	GP-GS	FG	FGA	FG%	FG	FGA	Pct	FT	FTA	Pct	Off	Def	Tot	Avg	Ast	TO	Bk	St	Pts	Avg
1994-95	28-28	161	269	.599	0	1	.000	116	198	.586	92	132	224	8.0	13	75	12	28	438	15.6
1995-96	31-30	178	284	.627	0	0	.000	109	194	.562	111	137	248	8.0	22	76	12	34	465	15.0
1996-97	32-31	170	273	.623	0	0	.000	97	161	.602	85	161	246	7.7	40	80	14	48	437	13.7
1997-98	27-25	151	210	.719	1	1	1.00	86	131	.656	63	158	221	8.2	30	73	9	34	389	14.4
Totals	118-114	660	1036	.637	1	2	.500	408	684	.596	351	588	939	8.0	105	304	47	144	1729	14.7



6. JANELL BURSE (1997-2001)

1,625 Points

Year	GP-GS	FG	FGA	FG%	FG	FGA	Pct	FT	FTA	Pct	Off	Def	Tot	Avg	Ast	TO	Bk	St	Pts	Avg
1997-98	22-0	37	78	.474	0	0	.000	19	41	.463	29	37	66	3.0	5	23	28	4	93	4.2
1998-99	30-1	133	237	.561	0	0	.000	58	104	.588	65	83	148	5.3	10	42	74	12	324	10.8
1999-00	32-32	233	392	.594	0	0	.000	139	228	.610	145	170	315	9.8	26	58	80	46	605	18.9
2000-01	32-32	233	391	.596	1	1	1.00	136	252	.540	152	190	342	10.7	30	102	66	46	603	18.8
Totals	116-65	636	1098	.579	1	1	1.00	352	625	.563	391	480	871	7.5	71	225	248	108	1625	14.0



7. DARYL KIMCHE (1980-84)

1,363 Points

Year	GP-GS	FG	FGA	FG%	FG	FGA	Pct	FT	FTA	Pct	Off	Def	Tot	Avg	Ast	TO	Bk	St	Pts	Avg
1980-81	21-NA	43	77	.558	0	0	.000	16	17	.941	-	-	19	0.9	28	-	-	-	102	4.9
1981-82	27-22	136	287	.474	0	0	.000	54	78	.692	-	-	103	3.8	52	-	-	-	326	12.1
1982-83	28-27	182	415	.439	0	0	.000	94	133	.707	-	-	133	4.8	113	89	2	23	458	16.4
1983-84	28-NA	173	380	.455	0	0	.000	131	181	.724	-	-	190	6.8	113	-	-	-	477	17.0
Totals	104-NA	534	1159	.461	0	0	.000	295	409	.721	-	-	445	4.3	306	-	-	-	1363	13.1



8. TERRY JOHNSON (1978-81)

1,358 Points

Year	GP-GS	FG	FGA	FG%	FG	FGA	Pct	FT	FTA	Pct	Off	Def	Tot	Avg	Ast	TO	Bk	St	Pts	Avg
1978-79	21-NA	129	328	.393	0	0	.000	82	130	.631	-	-	163	7.0	30	-	-	-	340	16.2
1979-80	27-NA	218	428	.509	0	0	.000	112	162	.691	-	-	248	9.1	37	-	-	-	548	20.2
1980-81	27-NA	186	343	.543	0	0	.000	97	131	.740	-	-	183	6.7	23	-	-	-	469	17.4
Totals	75-NA	533	1099	.485	0	0	.000	291	423	.688	-	-	594	7.9	90	-	-	-	1357	18.1



9. CHRISTY THOMASKUTTY (1992-96)

1,331 Points

Year	GP-GS	FG	FGA	FG%	FG	FGA	Pct	FT	FTA	Pct	Off	Def	Tot	Avg	Ast	TO	Bk	St	Pts	Avg
1992-93	27-8	80	201	.398	50	138	.362	83	101	.822	13	45	58	2.1	58	60	3	24	293	10.9
1993-94	31-31	124	314	.395	98	245	.400	76	104	.731	29	82	111	3.6	112	62	2	53	422	13.6
1994-95	29-29	105	276	.380	87	223	.390	62	76	.816	20	70	90	3.1	101	77	1	45	359	12.4
1995-96	31-31	74	214	.346	60	172	.349	49	66	.742	7	80	87	2.8	96	69	0	50	257	8.3
Totals	118-99	383	1005	.381	295	778	.379	270	347	.778	69	277	346	2.9	367	268	6	172	1331	11.3



10. MARY ANN MARINO (1992-97)

1,234 Points

Year	GP-GS	-----Total-----			----3-Point----			---Free-Throw---			-----Rebounds-----								St	Pts	Avg
		FG	FGA	FG%	FG	FGA	Pct	FT	FTA	Pct	Off	Def	Tot	Avg	Ast	TO	Bk				
1992-93	27-23	106	252	.421	19	60	.317	64	79	.810	49	65	114	4.2	45	67	14	45	295	10.9	
1993-94	3-2	14	35	.400	3	6	.500	6	7	.857	10	7	17	5.7	9	8	2	10	37	12.3	
1994-95	29-29	119	332	.358	33	103	.320	53	72	.736	56	98	154	5.3	130	86	20	51	324	11.2	
1995-96	30-28	99	245	.404	21	83	.253	45	51	.882	46	72	118	3.9	77	92	19	45	264	8.8	
1996-97	32-32	114	283	.403	35	109	.321	51	60	.850	41	58	99	3.1	64	68	9	36	314	9.8	
Totals	121-114	452	1147	.394	111	361	.307	219	269	.814	202	300	502	126	325	321	64	187	1234	10.2	



11. TEANA MCKIVER (2000-03)

1,204 Points

Year	GP-GS	-----Total-----			----3-Point----			---Free-Throw---			-----Rebounds-----								St	Pts	Avg
		FG	FGA	FG%	FG	FGA	Pct	FT	FTA	Pct	Off	Def	Tot	Avg	Ast	TO	Bk				
2000-01	32-2	103	189	.545	0	0	.000	52	99	.525	53	115	168	5.3	22	69	58	18	258	8.1	
2001-02	35-35	235	377	.623	0	0	.000	104	189	.550	116	144	260	7.4	25	89	79	31	574	16.4	
2002-03	29-29	149	262	.569	2	2	1.00	72	121	.595	67	139	206	7.1	52	77	80	35	372	12.8	
Totals	96-66	487	828	.588	2	2	1.00	228	409	.557	236	398	634	6.6	99	235	217	84	1204	12.5	



12. SHERRI FUQUA (1978-82)

1,189 Points

Year	GP-GS	-----Total-----			----3-Point----			---Free-Throw---			-----Rebounds-----								St	Pts	Avg
		FG	FGA	FG%	FG	FGA	Pct	FT	FTA	Pct	Off	Def	Tot	Avg	Ast	TO	Bk				
1978-79	23-NA	108	265	.407	0	0	.000	74	109	.678	-	-	92	4.0	93	-	-	-	290	12.6	
1979-80	27-NA	118	248	.475	0	0	.000	45	57	.789	-	-	108	4.0	84	-	-	-	281	10.4	
1980-81	28-NA	126	264	.477	0	0	.000	43	55	.782	-	-	79	2.8	127	-	-	-	295	10.5	
1981-82	26-23	127	312	.407	0	0	.000	69	82	.842	-	-	104	4.0	76	-	-	-	323	12.4	
Totals	104-NA	479	1089	.440	0	0	.000	231	303	.762	-	-	383	3.7	380	-	-	-	1189	11.4	



13. SARAH GOREE (1998-2002)

1,117 Points

		-----Total-----			---3-Point---			---Free-Throw---			-----Rebounds-----										
Year	GP-GS	FG	FGA	FG%	FG	FGA	Pct	FT	FTA	Pct	Off	Def	Tot	Avg	Ast	TO	Bk	St	Pts	Avg	
1998-99	29-9	72	173	.416	23	64	.359	44	54	.815	8	42	50	1.7	55	89	1	22	211	7.3	
1999-2000	31-30	96	233	.412	46	111	.414	31	43	.721	10	58	68	2.2	107	99	4	23	269	8.7	
2000-01	32-31	106	310	.342	45	121	.372	78	96	.813	21	90	111	3.5	138	102	4	35	335	10.5	
2001-02	34-25	100	271	.369	38	128	.297	64	81	.790	9	74	83	2.4	118	112	3	42	302	8.9	
Totals	126-95	374	987	.379	152	424	.358	217	274	.792	48	264	312	2.5	418	402	12	122	1117	8.9	



14. OLIVIA GRAYSON (2009-PRESENT)

1,115 Points

Year	GP-GS	-----Total-----			----3-Point----			---Free-Throw---			-----Rebounds-----								St	Pts	Avg
		FG	FGA	FG%	FG	FGA	Pct	FT	FTA	Pct	Off	Def	Tot	Avg	Ast	TO	Bk				
2009-10	33-17	96	256	.375	16	55	.291	67	90	.744	49	102	151	4.6	96	108	14	53	275	8.3	
2010-11	34-33	123	354	.347	33	108	.306	91	126	.722	40	153	193	5.7	168	135	12	55	370	10.9	
2011-12	34-33	158	433	.365	32	110	.291	122	149	.819	66	134	200	5.9	119	138	14	78	470	13.8	
Totals	101-83	377	1043	.361	81	273	.297	280	365	.767	155	389	544	5.4	383	381	40	186	1115	11.0	



15. JAMI MONTAGNINO (2003-07)

1,111 Points

Year	GP-GS	-----Total-----			----3-Point----			---Free-Throw---			-----Rebounds-----								St	Pts	Avg
		FG	FGA	FG%	FG	FGA	Pct	FT	FTA	Pct	Off	Def	Tot	Avg	Ast	TO	Bk				
2003-2004	27-10	35	117	.299	21	78	.269	23	37	.622	18	41	59	2.2	30	45	0	12	114	4.2	
2004-2005	27-27	64	193	.332	36	111	.324	38	43	.884	7	69	76	2.8	67	55	6	34	202	7.5	
2005-2006	27-27	102	268	.381	40	131	.305	80	89	.899	20	98	118	4.4	78	75	5	24	324	12.0	
2006-2007	33-33	152	357	.426	60	165	.365	107	119	.899	32	115	147	4.5	62	65	4	60	471	14.3	
Totals	114-97	353	935	.378	156	485	.322	248	288	.861	77	323	400	3.5	237	240	15	130	1111	9.8	



16. GWEN SLAUGHTER (1998-99, 2000-03)

1,088 Points

	-----Total-----				---3-Point---			---Free-Throw---			-----Rebounds-----									
Year	GP-GS	FG	FGA	FG%	FG	FGA	Pct	FT	FTA	Pct	Off	Def	Tot	Avg	Ast	TO	Bk	St	Pts	Avg
1998-99	30-0	73	117	.624	0	0	.000	25	54	.463	44	104	148	4.9	22	32	57	35	171	5.7
2000-01	32-30	124	257	.482	0	0	.000	73	122	.598	87	166	253	7.9	44	63	51	52	321	10.0
2001-02	35-35	136	268	.507	0	1	.000	69	120	.575	99	194	293	8.4	58	58	54	41	341	9.7
2002-03	29-29	99	201	.493	0	0	.000	57	90	.633	102	166	268	9.2	61	55	48	43	255	8.8
Totals	126-94	432	843	.512	0	1	.000	224	386	.580	332	630	962	7.6	185	208	210	171	1088	8.6



17. PATRICIA "O.J." TOUJOUSE (1977-81)

1,075 Points

Year	GP-GS	-----Total-----			---3-Point---			---Free-Throw---			-----Rebounds-----								St	Pts	Avg
		FG	FGA	FG%	FG	FGA	Pct	FT	FTA	Pct	Off	Def	Tot	Avg	Ast	TO	Bk				
1977-78	13-NA	45	148	.304	0	0	.000	22	34	.647	-	-	58	4.5	11	-	-	-	112	8.6	
1978-79	22-NA	94	257	.366	0	0	.000	24	33	.727	-	-	71	3.2	35	-	-	-	212	9.6	
1979-80	27-NA	148	346	.428	0	0	.000	29	39	.744	-	-	132	4.9	59	-	-	-	325	12.0	
1980-81	28-NA	190	377	.504	0	0	.000	46	64	.719	-	-	129	4.6	113	-	-	-	426	15.2	
Totals	90-NA	477	1128	.423	0	0	.000	121	170	.712	-	-	390	4.3	218	-	-	-	1075	11.9	

T 1,000-Point Club



T18. D'AUNDRA HENRY (2002-05, 2006-07)

1,054 Points

Year	GP-GS	FG	FGA	FG%	FG	FGA	Pct	FT	FTA	Pct	Off	Def	Tot	Avg	Ast	TO	Bk	St	Pts	Avg
2002-2003	24-0	29	72	.403	2	4	.500	7	15	.467	13	21	34	1.4	24	36	3	31	67	2.8
2003-2004	28-13	91	208	.438	10	34	.294	55	98	.561	25	53	78	2.8	83	93	12	66	247	8.8
2004-2005	26-26	137	347	.395	24	86	.279	58	80	.725	47	82	129	5.0	103	82	17	72	356	13.7
2006-2007	33-31	146	369	.396	20	72	.278	72	115	.626	32	84	116	3.5	112	83	11	91	384	11.6
Totals	121-70	403	996	.405	56	196	.286	192	308	.623	117	240	357	2.6	322	294	43	260	1054	8.7



T18. KIM BRYANT (1992-96)

1,054 Points

Year	GP-GS	FG	FGA	FG%	FG	FGA	Pct	FT	FTA	Pct	Off	Def	Tot	Avg	Ast	TO	Bk	St	Pts	Avg
1992-93	23-0	29	79	.367	0	0	.000	13	23	.565	20	49	69	3.0	1	21	3	16	71	3.1
1993-94	31-31	144	325	.443	0	0	.000	67	107	.626	96	153	249	8.0	18	56	0	40	355	11.5
1994-95	29-29	156	309	.505	0	1	.000	58	83	.699	52	157	209	7.2	30	60	4	41	370	12.8
1995-96	27-26	114	236	.483	0	2	.000	30	44	.682	50	99	149	5.5	27	48	5	35	258	9.6
Totals	110-86	443	949	.467	0	3	.000	168	257	.654	218	458	676	6.2	76	185	12	132	1054	9.6



20. LAKETHIA HAMPTON (2001-05)

1,053 Points

Year	GP-GS	FG	FGA	FG%	FG	FGA	Pct	FT	FTA	Pct	Off	Def	Tot	Avg	Ast	TO	Bk	St	Pts	Avg
2001-02	31-0	36	99	.364	0	0	.000	40	70	.571	51	61	112	3.6	3	38	0	30	112	3.6
2002-03	29-0	84	162	.519	0	1	.000	37	69	.536	55	58	113	3.9	12	58	3	26	205	7.1
2003-04	28-28	140	299	.468	0	0	.000	93	145	.641	108	118	226	8.1	26	95	11	53	373	13.3
2004-05	22-19	139	279	.498	1	4	.250	84	117	.718	83	76	159	7.2	16	50	5	25	363	16.5
Totals	110-79	399	839	.476	1	5	.200	254	401	.633	297	313	610	5.5	57	251	19	184	1053	9.6



T21. TIFFANY AIDOO (2007-11)

1,047 Points

Year	GP-GS	FG	FGA	FG%	FG	FGA	Pct	FT	FTA	Pct	Off	Def	Tot	Avg	Ast	TO	Bk	St	Pts	Avg
2007-08	30-11	57	166	.343	11	67	.164	29	40	.725	44	42	86	2.9	44	64	1	28	154	5.1
2008-09	32-2	45	147	.306	7	39	.179	39	70	.557	36	28	64	2.0	30	50	1	30	136	4.3
2009-10	33-27	117	249	.470	58	134	.433	39	58	.672	49	81	130	3.9	58	59	5	48	331	10.0
2010-11	34-34	146	356	.410	87	225	.387	47	73	.644	43	101	144	4.2	40	61	4	59	426	12.5
Totals	129-74	365	918	.398	163	465	.351	154	241	.639	172	252	424	3.3	172	234	11	165	1047	8.1



T21. ASHLEY LANGFORD (2005-09)

1,047 Points

Year	GP-GS	FG	FGA	FG%	FG	FGA	Pct	FT	FTA	Pct	Off	Def	Tot	Avg	Ast	TO	Bk	St	Pts	Avg
2005-2006	26-26	69	226	.305	10	46	.217	86	98	.867	20	70	90	3.5	171	81	1	48	233	9.0
2006-2007	33-33	75	219	.342	3	8	.375	91	110	.827	25	90	115	3.5	207	82	2	76	244	7.4
2007-2008	30-30	112	304	.368	18	69	.261	114	134	.851	18	74	92	3.1	160	86	3	51	356	11.9
2008-2009	32-32	58	170	.341	8	23	.348	90	111	.811	16	90	106	3.3	184	81	3	59	214	6.7
Totals	121-121	314	919	.342	39	146	.267	381	453	.841	79	324	403	3.3	722	330	9	234	1047	8.7



23. BRETT BENZIO (2008-12)

1,039 Points

Year	GP-GS	FG	FGA	FG%	FG	FGA	Pct	FT	FTA	Pct	Off	Def	Tot	Avg	Ast	TO	Bk	St	Pts	Avg
2008-09	32-28	108	231	.468	0	0	.000	59	93	.634	82	214	296	9.3	45	52	47	32	275	8.6
2009-10	28-22	83	160	.519	0	0	.000	44	66	.667	66	134	200	7.1	31	43	34	13	210	7.5
2010-11	32-21	94	181	.519	0	0	.000	45	70	.643	81	155	236	7.4	28	44	75	21	233	7.3
2011-12	34-34	133	251	.530	0	0	.000	55	107	.514	88	221	309	9.1	43	53	73	26	321	9.4
Totals	126-105	418	823	.508	0	0	.000	203	336	.604	317	724	1041	8.3	147	192	229	92	1039	8.2



24. BRITTANY LINDSEY (2007-11)

1,034 Points

Year	GP-GS	FG	FGA	FG%	FG	FGA	Pct	FT	FTA	Pct	Off	Def	Tot	Avg	Ast	TO	Bk	St	Pts	Avg
2007-08	30-28	127	252	.504	1	1	1.000	37	61	.607	84	90	174	5.8	13	38	35	24	292	9.7
2008-09	32-30	161	333	.483	0	1	.000	56	103	.544	67	79	146	4.6	30	55	33	28	378	11.8
2009-10	6-6	28	54	.519	0	0	.000	13	22	.591	11	13	24	4.0	5	7	6	5	69	11.5
2010-11	28-10	119	218	.546	0	0	.000	57	80	.713	40	67	107	3.8	16	38	37	24	295	10.5
Totals	96-74	435	857	.508	1	2	.500	163	266	.613	202	249	451	4.7	64	138	111	81	1034	10.8



25. MONICA DOVE (1984-88)

1,020 Points

Year	GP-GS	FG	FGA	FG%	FG	FGA	Pct	FT	FTA	Pct	Off	Def	Tot	Avg	Ast	TO	Bk	St	Pts	Avg
1984-85	26-NA	23	67	.343	0	0	.000	16	35	.457	-	-	38	1.5	9	-	-	-	62	2.4
1985-86	28-NA	101	244	.414	0	0	.000	63	96	.656	-	-	156	5.6	35	-	-	-	265	9.5
1986-87	28-20	128	316	.405	0	0	.000	58	90	.644	-	-	172	6.1	27	87	0	26	314	11.2
1987-88	27-NA	157	387	.406	1	4	.250	64	99	.647	-	-	160	5.9	35	-	1	27	379	14.0
Totals	109-NA	409	1014	.403	1	4	.250	201	320	.628	-	-	526	4.8	106	-	-	-	1020	9.4

POINTS

1. 2259	Grace Daley	1996-2000
2. 2080	Stacey Gaudet	1983-87
3. 1876	Carmen Jones.....	1987-90
4. 1823	Keisha Johnson	1990-94
5. 1729	Barbara Farris	1994-98
6. 1625	Janell Burse	1997-2001
7. 1363	Daryl Kimche.....	1980-84
8. 1357	Terry Johnson	1978-81
9. 1331	Christy Thomaskutty	1992-96
10. 1234	Mary Ann Marino*	1992-97

POINTS PER GAME

1. 18.6	Stacey Gaudet (112 games) ..	1983-87
2. 18.5	Grace Daley (122 games) ..	1996-2000
3. 18.1	Terry Johnson (75 games)	1978-81
4. 16.9	Carmen Jones (111 games) ...	1986-90
5. 16.3	Keisha Johnson (112 games) ..	1990-94
6. 16.1	Evenda Barnes (54 games) ...	1987-89
7. 14.7	Barbara Farris (118 games) ...	1994-98
8. 14.0	Janell Burse (116 games)	1997-01
9. 13.7	Mary Lowry (63 games)	1995-97
10. 13.2	Danielle Nunn (59 games)	2009-11

FIELD GOALS MADE

1. 757	Stacey Gaudet	1983-87
2. 747	Grace Daley	1996-2000
3. 729	Keisha Johnson	1990-94
4. 723	Carmen Jones.....	1986-90
5. 660	Barbara Farris	1994-98
6. 636	Janell Burse	1997-2001
7. 534	Daryl Kimche.....	1980-84
8. 533	Terry Johnson	1978-81
9. 487	Teana McKiver	2000-03
10. 479	Sherri Fuqua	1978-82

FIELD GOALS ATTEMPTED

1. 1723	Stacey Gaudet	1983-87
2. 1618	Carmen Jones.....	1986-90
3. 1489	Grace Daley	1996-2000
4. 1198	Keisha Johnson	1990-94
5. 1159	Daryl Kimche.....	1980-84
6. 1147	Mary Ann Marino*	1992-97
7. 1141	Deborah Rusch	1990-94
8. 1128	Patricia Toujouse.....	1977-81
9. 1099	Terry Johnson	1978-81
10. 1098	Janell Burse	1997-2001

FIELD GOAL PERCENTAGE (Min. 225 Made)

1. .637	Barbara Farris (660-1036)	1994-98
2. .609	Keisha Johnson (729-1198) ...	1990-94
3. .588	Teana McKiver (487-828)	2000-03
4. .579	Janell Burse (636-1098).....	1997-01
5. .560	Marion Williams (299-534)	1994-98
6. .557	Danielle Nunn (265-476).....	2009-11
7. .550	Evenda Barnes (363-660).....	1987-89
8. .512	Gwen Slaughter (432-843)	98-99,00-03
9. .508	Brett Benzio (418-823)	2008-12
10. .508	Brittany Lindsey (435-857).....	2007-11

3-POINTERS MADE

1. 295	Christy Thomaskutty	1992-96
2. 193	Nikki Luckhurst.....	2004-08
3. 187	Grace Daley	1996-2000
4. 174	Britt Themann.....	1999-2003
5. 163	Tiffany Aidoo	2007-11
6. 157	Jami Montagnino.....	2003-07
7. 152	Sarah Goree	1998-2002
8. 147	Kelly Nadeau	2000-04
9. 134	Deborah Rusch	1990-94
10. 111	Mary Ann Marino*	1992-97



Grace Daley concluded her Green Wave career as the school's all-time leader in points and free throws, while ranking second in points per game, field goals, 3-pointers and steals, fifth in 3-point field goal percentage, sixth in free throw percentage, seventh in field goal percentage, and 10th in rebounds and assists.

3-POINTERS ATTEMPTED

1. 778	Christy Thomaskutty	1992-96
2. 565	Nikki Luckhurst.....	2004-08
3. 525	Grace Daley	1996-2000
4. 487	Deborah Rusch	1990-94
5. 485	Jami Montagnino.....	2003-07
6. 471	Britt Themann.....	1999-2003
7. 465	Tiffany Aidoo	2007-11
8. 464	Kelly Nadeau.....	2000-04
9. 424	Sarah Goree	1998-2002
10. 361	Mary Ann Marino*	1992-97

3-POINT FIELD GOAL PCT (Min. 50 Made)

1. .379	Christy Thomaskutty (295-778) ..	1992-96
2. .369	Britt Themann (174-471)	1999-2003
3. .365	Indira Kaljo (109-299)	2008-10
4. .358	Sarah Goree (152-424)	1998-2002
5. .356	Grace Daley (187-525)	1996-2000
6. .354	Kristen Koch (57-161)	1995-99
7. .351	Tiffany Aidoo (163-465)	2007-11
8. .342	Nikki Luckhurst (193-565)	2004-08
9. .333	Megan Valicevic (53-159).....	2005-09
10. .324	Jami Montagnino (157-485) ...	2003-07

FREE THROWS MADE

1. 578	Grace Daley	1996-2000
2. 566	Stacey Gaudet	1983-87
3. 408	Barbara Farris	1994-98
4. 380	Ashley Langford	2005-09
380	Carmen Jones.....	1986-90
6. 365	Keisha Johnson	1990-94
7. 352	Janell Burse	1997-2001
8. 295	Daryl Kimche.....	1980-84
9. 291	Terry Johnson	1978-81
10. 280	Olivia Grayson.....	2009-P

FREE THROWS ATTEMPTED

1. 744	Grace Daley	1996-2000
2. 703	Stacey Gaudet	1983-87
3. 684	Barbara Farris	1994-98
4. 653	Keisha Johnson	1990-94
5. 625	Janell Burse	1997-2001
6. 556	Carmen Jones.....	1986-90
7. 453	Ashley Langford	2005-09
8. 423	Terry Johnson	1978-81
9. 409	Teana McKiver	2000-03
409	Daryl Kimche.....	1980-84

FREE THROW PERCENTAGE (Min. 100 made)

1. .861	Jami Montagnino (248-288) ...	2003-07
2. .850	Susan Owens (130-153)	1979-83
3. .839	Ashley Langford (380-453)	2005-09
4. .814	Mary Ann Marino* (219-269) ..	1992-97
5. .805	Stacey Gaudet (566-703).....	1983-87
6. .792	Sarah Goree (217-274).....	1998-2002
7. .781	Britt Themann (157-201).....	1999-2003
8. .778	Christy Thomaskutty (270-347) ..	1992-96
9. .777	Grace Daley (578-744)	1996-2000
10. .772	Angela Rust (193-250)	1988-92

REBOUNDS

1. 1048	Keisha Johnson	1990-94
2. 1041	Brett Benzio	2008-P
3. 962	Gwen Slaughter	98-99,00-03
4. 939	Barbara Farris	1994-98
5. 881	Janell Burse	1997-2001
6. 744	Carmen Jones.....	1986-90
7. 720	Stacey Gaudet	1983-87
8. 676	Kim Bryant	1992-96
9. 634	Teana McKiver	2000-03
10. 610	Lakethia Hampton.....	2001-05

OFFENSIVE REBOUNDS

1. 465	Keisha Johnson	1990-94
2. 391	Janell Burse	1997-2001
3. 351	Barbara Farris	1994-98
4. 332	Gwen Slaughter	98-99,00-03
5. 317	Brett Benzio	2008-12
6. 297	Lakethia Hampton.....	2001-05
7. 263	Grace Daley	1996-2000
8. 254	Alendra Brown	2004-08
9. 236	Teana McKiver	2000-03
10. 218	Kim Bryant	1992-96



Christy Thomaskutty set Tulane career marks for 3-pointers made (295), 3-pointers attempted (778) and 3-point percentage (.379) from 1992-96.



Career Records

DEFENSIVE REBOUNDS

1.	724	Brett Benzio2008-12
2.	630	Gwen Slaughter 98-99,00-03
3.	598	Carmen Jones1986-90
4.	588	Barbara Farris1994-98
5.	583	Keisha Johnson1990-94
6.	490	Janell Burse1997-2001
7.	458	Kim Bryant1992-96
8.	398	Teana McKiver2000-03
9.	389	Olivia Grayson 2009-P
10.	379	Fabrecia Roberson1995-2000

REBOUNDS PER GAME (Min. 50 Games)

1.	9.4	Keisha Johnson (112 games)	..1990-94
2.	8.6	Evenda Barnes (54 games)	...1987-89
3.	8.3	Brett Benzio (124 games) 2008-P
4.	8.0	Barbara Farris (118 games)	...1994-98
5.	7.9	Terry Johnson (75 games)1978-81
6.	7.6	Gwen Slaughter (126 games)	98-99,00-03
7.	7.6	Janell Burse (116 games)	..1997-2001
8.	6.7	Carmen Jones (111 games)	...1986-90
9.	6.6	Teana McKiver (96 games)2000-03
10.	6.4	Stacey Gaudet (112 games)	..1983-87

ASSISTS

1.	722	Ashley Langford2005-09
2.	429	Susan Owens1978-83
3.	418	Sarah Goree1998-2002
4.	388	Roma Coleman1991-95
	388	Deborah Rusch1990-94
6.	383	Olivia Grayson 2009-P
7.	380	Sherri Fuqua1978-82
8.	377	Roshaunda Barnes2007-11
9.	367	Christy Thomaskutty1992-96
	367	Carmen Jones1986-90

ASSISTS PER GAME

1.	6.0	Ashley Langford (121 games)	2005-09
2.	4.1	Carla Weigel (54 games)1987-89
3.	3.9	Susan Owens (100 games)	...1979-83
4.	3.8	Olivia Grayson (101 games)	2009-P
5.	3.7	Sherri Fuqua (104 games)1978-82
6.	3.5	Deborah Rusch (112 games)	..1990-94
7.	3.4	Roma Coleman (113 games)	..1991-95
8.	3.4	Mary Lowry (63 games)1995-97
9.	3.3	Sarah Goree (126 games)	..1998-2002
10.	3.3	Carmen Jones (111 games)	.. 02-05,06-07

BLOCKS

1.	248	Janell Burse1997-2001
2.	229	Brett Benzio2008-12
3.	217	Teana McKiver2000-03
4.	210	Gwen Slaughter 98-99,00-03
5.	111	Brittany Lindsey2007-11
6.	90	Angela Rust1988-92
7.	85	Dominique Philpots2004-08
8.	64	Mary Ann Marino*1992-97
9.	60	Stephanie Simpson1991-95
10.	54	Alendra Brown2004-08

BLOCKS PER GAME

1.	2.3	Teana McKiver (96 games)2000-03
2.	2.1	Janell Burse (116 games)1997-01
3.	1.7	Brett Benzio (92 games) 2008-P
4.	1.7	Gwen Slaughter (126 games)	..98-99,00-03
5.	1.2	Brittany Lindsey (96 games)	..2007-11
6.	0.8	Angela Rust (109 games)1988-92
7.	0.8	Dominique Philpots (109 games)	..2004-08
8.	0.6	Stephanie Simpson (103 games)	..1991-95
9.	0.5	Mary Ann Marino* (121 games)	..1992-97
10.	0.5	Teresa Heike (71 games)1979-82



One of two players in Tulane history to surpass the 1,000-rebound mark, Keisha Johnson holds Green Wave career records with 1,048 rebounds and 9.4 rebounds per game.

STEALS

1.	315	Carmen Jones1986-90
2.	289	Grace Daley1996-2000
3.	260	D'Aundra Henry 02-05,06-07
4.	234	Ashley Langford2005-09
5.	231	Roshaunda Barnes2007-11
6.	222	Keisha Johnson1990-94
7.	211	Chassity Brown2006-10
8.	197	Kelly Nadeau2000-04
9.	187	Mary Ann Marino*1992-97
10.	186	Olivia Grayson 2009-P

STEALS PER GAME

1.	2.8	Carmen Jones (111 games)	...1986-00
2.	2.4	Carla Weigel (54 games)1987-89
3.	2.4	Grace Daley (122 games)	...1996-2000
4.	2.3	D'Aundra Henry (111 games)	02-05,06-07
5.	2.0	Roshaunda Barnes (15 games)	..2007-11
6.	2.0	Keisha Johnson (112 games)	..1990-94
7.	1.9	Chassity Brown (109 games)	..2006-10
8.	1.9	Ashley Langford (121 games)	2005-09
9.	1.8	Olivia Grayson (101 games)	2009-P
10.	1.8	Evenda Barnes (54 games)	...1987-89

MINUTES

1.	4162	Ashley Langford2005-09
2.	3688	Christy Thomaskutty1992-96
3.	3420	Brett Benzio2008-12
4.	3418	Keisha Johnson1990-94
5.	3342	Grace Daley1996-2000
6.	3326	Mary Ann Marino*1992-97
7.	3293	Barbara Farris1994-98
8.	3286	Sarah Goree1998-2002
9.	3150	Jami Montagnino2003-07
10.	3148	Olivia Grayson 2009-P

MINUTES PER GAME

1.	34.4	Ashley Langford (121 games)	...2005-09
2.	31.3	Christy Thomaskutty (118 games)	1992-96
3.	31.2	Olivia Grayson (101 games)	2009-P
4.	30.6	Mary Lowry (63 games)1995-97
5.	30.5	Keisha Johnson (112 games)	..1990-94
6.	28.8	Danielle Nunn (59 games)2009-11
7.	27.9	Barbara Farris (118 games)	...1994-98
8.	27.9	Deborah Rusch (112 games)	..1990-94
9.	27.6	Jami Montagnino (114 games)	2003-07
10.	27.5	Mary Ann Marino* (121 games)	1992-97

GAMES PLAYED

1.	129	Tiffany Aidoo2007-11
2.	128	Britt Themann1999-2003
3.	126	Brett Benzio2008-12
	126	Gwen Slaughter 98-99,00-03
	126	Sarah Goree1998-2002
6.	124	Kelly Nadeau2000-04
	124	Tiffany Wilson2000-04
	124	Fabrecia Roberson1995-2000
9.	123	Kelly Scanlon 96-98,99-01
10.	122	Megan Valicevic2005-09
	122	Grace Daley1996-2000

GAMES STARTED

1.	119	Ashley Langford2005-09
2.	114	Barbara Farris1994-98
	114	Mary Ann Marino*1992-97
4.	108	Keisha Johnson1990-94
5.	105	Brett Benzio2008-12
6.	101	Carmen Jones1986-90
7.	99	Christy Thomaskutty1992-96
8.	97	Jami Montagnino2003-07
9.	95	Sarah Goree1998-2002
10.	94	Gwen Slaughter 98-99,00-03

*received medical redshirt in 1993-94



Carmen Jones stands as Tulane's all-time steals leader with 315 thefts and a 2.8 steals-per-game average during her career from 1986-90.

Single-Season Records

POINTS

1. 692	Grace Daley	1999-2000
2. 690	Carmen Jones.....	1989-90
3. 622	Keisha Johnson	1993-94
4. 609	Stacey Gaudet	1986-87
5. 605	Janell Burse	1999-2000
6. 603	Janell Burse	2000-01
7. 599	Stacey Gaudet	1985-86
8. 574	Teana McKiver	2001-02
9. 572	Grace Daley	1998-99
10. 564	Evenda Barnes	1988-89

POINTS PER GAME

1. 24.6	Carmen Jones.....	1989-90
2. 21.8	Stacey Gaudet	1986-87
3. 21.6	Grace Daley	1999-2000
4. 21.4	Stacey Gaudet	1985-86
5. 20.9	Evenda Barnes	1988-89
6. 20.3	Terry Johnson	1979-80
7. 20.1	Grace Daley	1997-98
8. 20.1	Keisha Johnson	1993-94
9. 19.9	Carmen Jones.....	1988-89
10. 19.1	Grace Daley	1998-99

FIELD GOALS MADE

1. 252	Carmen Jones.....	1989-90
2. 241	Keisha Johnson	1993-94
3. 238	Evenda Barnes	1988-89
4. 235	Teana McKiver	2001-02
5. 233	Janell Burse	2000-01
233	Janell Burse	1999-2000
7. 232	Stacey Gaudet	1986-87
8. 227	Grace Daley	1999-2000
9. 218	Terry Johnson	1979-80
10. 210	Carmen Jones.....	1988-89

FIELD GOALS ATTEMPTED


1. 664	Carmen Jones.....	1989-90
2. 496	Stacey Gaudet	1986-87
3. 465	Grace Daley	1999-2000
4. 455	Stacey Gaudet	1984-85
5. 433	Olivia Grayson.....	2011-12
6. 428	Terry Johnson	1979-80
7. 421	Roshaunda Barnes	2010-11
8. 418	Evenda Barnes	1988-89
9. 415	Daryl Kimche.....	1982-83
10. 411	Carmen Jones.....	1988-89

FIELD GOAL PERCENTAGE

1. .719	Barbara Farris (151-210)	1997-98
2. .671	Marion Williams (104-155)	1996-97
3. .636	Keisha Johnson (178-280)	1992-93
4. .627	Barbara Farris (178-284)	1995-96
5. .623	Teana McKiver (235-377)	2001-02
6. .623	Barbara Farris (170-273)	1996-97
7. .608	Keisha Johnson (144-237)	1991-92
8. .604	Keisha Johnson (241-399)	1993-94
9. .599	Barbara Farris (161-269)	1994-95
10. .596	Janell Burse (233-391)	2000-01

3-POINTERS MADE

1. 98	Christy Thomaskutty	1993-94
2. 87	Tiffany Aidoo	2010-11
87	Christy Thomaskutty	1994-95
4. 69	Nikki Luckhurst.....	2005-06
5. 66	Indira Kaljo	2008-09
6. 62	Nikki Luckhurst.....	2007-08
7. 60	Jami Montagnino.....	2006-07
60	Christy Thomaskutty	1995-96
9. 58	Tiffany Aidoo	2009-10
10. 56	Grace Daley	1997-98



Janell Burse set Tulane single-season records in rebounds and rebounds per game with 342 and 10.7, respectively, as a senior in 2000-01.

3-POINTERS ATTEMPTED

1. 245	Christy Thomaskutty	1993-94
2. 225	Tiffany Aidoo	2010-11
3. 223	Christy Thomaskutty	1994-95
4. 197	Nikki Luckhurst.....	2005-06
5. 182	Danielle Blagg	2011-12
6. 177	Kelly Nadeau.....	2003-04
7. 175	Nikki Luckhurst.....	2007-08
8. 172	Christy Thomaskutty	1995-96
9. 165	Jami Montagnino.....	2006-07
165	Grace Daley	1999-2000

3-POINT PERCENTAGE

1. .433	Tiffany Aidoo (58-134)	2009-10
2. .420	Indira Kaljo (66-157)	2008-09
3. .414	Sarah Goree (46-111)	1999-2000
4. .400	Christy Thomaskutty (98-245)	1993-94
5. .390	Christy Thomaskutty (87-223)	1994-95
6. .387	Tiffany Aidoo (87-225)	2010-11
7. .377	Britt Themann (43-114)	1999-2000
8. .376	Kelly Nadeau (44-117)	2002-03
9. .376	Muci Harris (47-125)	2002-03
10. .372	Sarah Goree (45-121)	2000-01

FREE THROWS MADE

1. 203	Stacey Gaudet	1985-86
2. 185	Grace Daley	1999-2000
3. 164	Grace Daley	1998-99
4. 145	Stacey Gaudet	1986-87
5. 144	Carmen Jones.....	1989-90
6. 140	Keisha Johnson	1993-94
7. 139	Janell Burse	1999-2000
8. 136	Janell Burse	2000-01
9. 131	Daryl Kimche	1983-84
10. 127	Danielle Nunn	2009-10

FREE THROWS ATTEMPTED

1. 252	Janell Burse	2000-01
2. 242	Stacey Gaudet	1985-86
3. 239	Grace Daley	1999-2000
4. 228	Janell Burse	1999-2000
5. 225	Keisha Johnson	1993-94
6. 201	Grace Daley	1998-99
201	Carmen Jones.....	1989-90
201	Stacey Gaudet	1986-87
9. 198	Barbara Farris	1994-95
10. 194	Barbara Farris	1995-96

FREE THROW PERCENTAGE

1. .899	Jami Montagnino (107-119)	2006-07
2. .899	Jami Montagnino (80-89)	2005-06
3. .867	Ashley Langford (85-98)	2005-06
4. .851	Ashley Langford (114-134)	2007-08
5. .850	Mary Ann Marino (51-60)	1996-97
6. .849	Stacey Gaudet (107-126)	1983-84
7. .845	Kristen Koch (60-71)	1998-99
8. .841	Sherri Fuqua (69-82)	1981-82
9. .839	Stacey Gaudet (203-242)	1985-86
10. .828	Stacey Gaudet (111-134)	1984-85

REBOUNDS

1. 342	Janell Burse	2000-01
2. 319	Keisha Johnson	1993-94
3. 315	Janell Burse	1999-2000
4. 309	Brett Benzio	2011-12
5. 296	Brett Benzio	2008-09
6. 293	Gwen Slaughter	2001-02
7. 268	Gwen Slaughter	2002-03
8. 261	Evenda Barnes	1988-89
9. 260	Teana McKiver	2001-02
10. 256	Keisha Johnson	1992-93

OFFENSIVE REBOUNDS

1. 152	Janell Burse	2000-01
2. 145	Janell Burse	1999-2000
3. 143	Keisha Johnson	1993-94
4. 116	Teana McKiver	2001-02
5. 113	Keisha Johnson	1992-93
6. 111	Barbara Farris	1995-96
7. 109	Keisha Johnson	1991-92
8. 108	Lakethia Hampton.....	2003-04
9. 102	Gwen Slaughter	2002-03
102	Evenda Barnes	1988-89



Tiffany Aidoo set a Tulane record by hitting 43.3 percent of her 3-pointers (58-of-134) during the 2009-10 season.



Single-Season Records

DEFENSIVE REBOUNDS

1.	221	Brett Benzio2011-12
2.	214	Brett Benzio2008-09
3.	194	Gwen Slaughter2001-02
4.	190	Janell Burse2000-01
5.	176	Keisha Johnson1993-94
6.	170	Janell Burse1999-2000
7.	166	Gwen Slaughter2002-03
	166	Gwen Slaughter2000-01
9.	161	Barbara Farris1996-97
10.	159	Evenda Barnes1988-89

REBOUNDS PER GAME

1.	10.7	Janell Burse (32 games)2000-01
2.	10.3	Keisha Johnson (31 games)	..1993-94
3.	9.8	Janell Burse (32 games)1999-2000
4.	9.7	Sara Shlagman (22 games)	...1985-86
5.	9.7	Evenda Barnes (27 games)	...1988-89
6.	9.5	Keisha Johnson (27 games)	..1992-93
7.	9.3	Brett Benzio (32 games)2008-09
8.	9.2	Gwen Slaughter (29 games)	..2002-03
9.	9.2	Keisha Johnson (26 games)	..1991-92
10.	9.2	Terry Johnson (27 games)1979-80

ASSISTS

1.	207	Ashley Langford2006-07
2.	184	Ashley Langford2008-09
3.	171	Ashley Langford2005-06
4.	168	Olivia Grayson2010-11
5.	165	Roshaunda Barnes2010-11
6.	160	Ashley Langford2007-08
7.	139	Roshaunda Barnes2009-10
	139	Susan Owens1982-83
9.	138	Sarah Goree2000-01
10.	134	Deborah Rusch1990-91

ASSISTS PER GAME

1.	6.6	Ashley Langford (26 games)	..2005-06
2.	6.3	Ashley Langford (33 games)	..2006-07
3.	5.8	Ashley Langford (32 games)	..2008-09
4.	5.3	Ashley Langford (30 games)	..2007-08
5.	5.0	Susan Owens (28 games)1982-83
6.	5.0	Deborah Rusch (27 games)	...1990-91
7.	4.9	Olivia Grayson (34 games)	..2010-11
8.	4.9	Roshaunda Barnes (34 games)	..2010-11
9.	4.6	Carmen Jones (27 games)1988-89
10.	4.5	Roma Coleman (28 games)	...1991-92
	4.5	Sherri Fuqua (28 games)1980-81

BLOCKS

1.	80	Teana McKiver2002-03
	80	Janell Burse1999-2000
3.	79	Teana McKiver2001-02
4.	75	Brett Benzio2010-11
5.	74	Janell Burse1998-99
6.	73	Brett Benzio2011-12
7.	66	Janell Burse2000-01
8.	58	Teana McKiver2000-01
9.	57	Gwen Slaughter1998-99
10.	54	Gwen Slaughter2001-02

BLOCKS PER GAME

1.	2.8	Teana McKiver (29 games)2002-03
2.	2.5	Janell Burse (32 games)1999-2000
3.	2.5	Janell Burse (30 games)1998-99
4.	2.3	Brett Benzio (34 games)2010-11
5.	2.3	Teana McKiver (35 games)2001-02
6.	2.1	Brett Benzio (34 games)2011-12
7.	2.1	Janell Burse (32 games)2000-01
8.	1.9	Gwen Slaughter (30 games)	..1998-99
9.	1.8	Teana McKiver (32 games)2000-01
10.	1.7	Angela Rust (28 games)1990-91

STEALS

1.	102	Roshaunda Barnes2010-11
2.	98	Carmen Jones1987-88
3.	91	D'Aundra Henry2006-07
4.	90	Roshaunda Barnes2009-10
5.	89	Carmen Jones1989-90
6.	85	Chassity Brown2009-10
7.	83	Keisha Johnson1993-94
8.	81	Grace Daley1997-98
9.	78	Olivia Grayson2011-12
10.	76	Ashley Langford2006-07

STEALS PER GAME

1.	3.5	Carmen Jones (28 games)1987-88
2.	3.2	Carmen Jones (28 games)1989-90
3.	3.0	Roshaunda Barnes (34 games)	..2010-11
4.	2.9	Grace Daley (28 games)1997-98
5.	2.8	Carla Weigel (26 games)1988-89
6.	2.8	D'Aundra Henry (26 games)	..2004-05
7.	2.8	D'Aundra Henry (33 games)	..2006-07
8.	2.7	Chassity Brown (31 games)	...2009-10
9.	2.7	Roshaunda Barnes (33 games)	..2009-10
10.	2.7	Keisha Johnson (31 games)	..1993-94

MINUTES

1.	1168	Olivia Grayson2010-11
2.	1119	Roshaunda Barnes2010-11
3.	1101	Ashley Langford2006-07
4.	1093	Tiffany Aidoo2010-11
5.	1087	Stacey Gaudet1986-87
6.	1069	Carmen Jones1989-90
7.	1068	Olivia Grayson2011-12
8.	1057	Ashley Langford2007-08
9.	1047	Christy Thomaskutty1995-96
10.	1033	Christy Thomaskutty1993-94

MINUTES PER GAME

1.	38.8	Stacey Gaudet (28 games)1986-87
2.	38.4	Ashley Langford (26 games)	..2005-06
3.	38.2	Carmen Jones (28 games)1989-90
4.	35.7	Carmen Jones (27 games)1988-89
5.	35.2	Ashley Langford (30 games)	..2007-08
6.	34.8	Christy Thomaskutty (29 games)	..1994-95
7.	34.7	D'Aundra Henry (26 games)	..2004-05
8.	34.5	Jami Montagnino (27 games)	2005-06
9.	34.4	Olivia Grayson (34 games)	..2010-11
10.	34.3	Carla Weigel (26 games)1988-89

GAMES PLAYED

1.	35	Kaisha Lymon2001-02
	35	Teana McKiver2001-02
	35	Kelly Nadeau2001-02
	35	Gwen Slaughter2001-02
	35	Britt Themann2001-02
	35	Tiffany Wilson2001-02
7.	34	Brett Benzio2011-12
	34	Danielle Blagg2011-12
	34	Adesuwa Ebomwonyi2011-12
	34	Olivia Grayson2011-12
	34	Jamie Kaplan2011-12
	34	Tyria Snow2011-12
	34	Tiffany Aidoo2010-11
	34	Roshaunda Barnes2010-11
	34	Olivia Grayson2010-11
	34	Sarah Goree2001-02

GAMES STARTED

1.	35	Teana McKiver2001-02
	35	Gwen Slaughter2001-02
3.	34	Brett Benzio2011-12
	34	Tiffany Aidoo2010-11
5.	33	Olivia Grayson2011-12
	33	Olivia Grayson2010-11
	33	Roshaunda Barnes2009-10
	33	Ashley Langford2006-07
	33	Jami Montagnino2006-07
10.	32	Alendra Brown2006-07
	32	Janell Burse2000-01
	32	Taryn Turnbull2000-01
	32	Janell Burse1999-2000
	32	Grace Daley1999-2000
	32	Febrecia Roberson1999-2000
	32	Mary Lowry1996-97
	32	Mary Ann Marino1996-97

Teana McKiver, pictured here jumping center against Stanford in the 2003 NCAA Tournament, is one of two Green Wave players to play in 35 games in a single season. She shares the honor with teammate Gwen Slaughter as the pair established the record during the 2001-02 season.



Single-Game Records

POINTS

1. 43 Carmen Jones vs Alabama 1/3/90
2. 39 Janell Burse vs DePaul 2/3/00
- 39 Keisha Johnson vs Va. Tech 1/15/94
4. 38 Grace Daley at SMU 12/5/98
- 38 Patricia Toujouse vs UNO 12/30/80
6. 37 Danielle Nunn at Oral Roberts 3/21/11
- 37 Stacey Gaudet vs UCF 1/18/87
8. 36 Janell Burse vs Houston 1/14/01
- 36 Grace Daley vs Memphis 2/6/98
- 36 Keisha Johnson vs Miss. St. 1/25/94

FIELD GOALS MADE

1. 19 Patricia Toujouse vs UNO 12/30/80
2. 17 Janell Burse vs DePaul 2/3/00
- 17 Stacey Gaudet vs Nicholls St. 2/26/86
4. 16 Keisha Johnson vs Va. Tech 1/15/94
5. 15 Janell Burse vs Houston 1/14/01
- 15 Keisha Johnson vs Miss. St. 1/25/94
7. 14 Brittany Lindsey vs S.Miss 2/19/09
8. 13 Teana McKiver vs Southern Miss.. 1/5/02
- 13 Janell Burse vs Georgetown 1/14/01
- 13 Janell Burse vs Southern Miss..... 1/3/00
- 13 Janell Burse vs Sienna..... 11/22/99
- 13 Grace Daley vs Memphis 2/6/98
- 13 Keisha Johnson vs Virginia Tech .. 2/1/92
- 13 Keisha Johnson vs McNeese St. ... 1/30/92

FIELD GOALS ATTEMPTED

1. **28 Olivia Grayson at UTEP..... 2/12/12**
2. 25 Roshaunda Barnes vs S.Miss 1/20/11
- 25 Jami Montagnino at SMU..... 3/3/06
4. 24 Janell Burse vs DePaul 2/3/00
- 24 Grace Daley at Sienna 11/22/99
6. 23 Janell Burse vs Houston 1/14/01
7. **21 Olivia Grayson vs Southern.... 12/11/11**
- 21 Roshaunda Barnes vs UCF 3/12/11
- 21 Olivia Grayson vs SMU..... 1/6/11**
- 21 Lakethia Hampton at DePaul 1/25/04
- 21 Kelly Nadeau vs George Mason .. 11/29/03
- 21 Grace Daley vs SMU..... 12/13/99
- 21 Grace Daley vs Memphis 2/6/98
- 21 Kim Bryant vs Charlotte 2/24/95
- 21 Deborah Rusch vs Miss. St. 1/15/92

3-POINTERS MADE

1. 9 Tiffany Aidoo at UAB 1/9/11
2. 8 Christy Thomaskutty vs. McNeese .. 12/19/94
- 8 Christy Thomaskutty vs Troy 11/29/94
4. 7 Jami Montagnino vs Tulsa..... 1/12/07
- 7 Jami Montagnino vs Houston..... 1/5/07
- 7 Britt Themann vs Cincinnati .. 1/28/01
- 7 Christy Thomaskutty vs Texas Tech.. 3/20/95
- 7 Christy Thomaskutty vs ULM 3/24/94
9. **6 Danielle Blagg vs E.Carolina..... 3/8/12**
- 6 Tiffany Aidoo vs Saint Joseph's. 12/29/10
- 6 Indira Kaljo vs East Carolina 2/8/09
- 6 Nikki Luckhurst vs SMU 3/1/08
- 6 Nikki Luckhurst vs Tulsa 2/24/06
- 6 Kelly Nadeau vs Alabama 11/22/00
- 6 C. Thomaskutty vs. Southern Miss.. 3/9/94
- 6 Christy Thomaskutty vs South Fla... 3/8/94
- 6 Christy Thomaskutty vs LSU 2/21/94
- 6 Christy Thomaskutty vs South Fla. . 2/11/94



Patricia "O.J." Toujouse hit a school-record 19 field goals against New Orleans on Dec. 30, 1980. She scored 38 points in that game, a single-game record that stood for nearly a decade.

3-POINTERS ATTEMPTED

1. 16 Nikki Luckhust at SMU 3/3/06
- 16 Christy Thomaskutty at Texas Tech .. 3/20/95
3. 15 Christy Thomaskutty vs South Fla... 2/5/94
4. 14 Christy Thomaskutty vs LSU 2/21/94
5. 13 Tiffany Aidoo vs Southern Miss... 1/20/11
- 13 Tiffany Aidoo at UAB 1/9/11
- 13 Nikki Luckhurst vs Marshall 3/6/08
- 13 Nikki Luckhurst vs Ga. Tech 11/13/07
- 13 Christy Thomaskutty vs S.Carolina ... 12/19/95
- 13 Christy Thomaskutty at South Fla... 2/27/93

FREE THROWS MADE

1. 19 Stacey Gaudet vs Virginia Tech .. 2/25/84
2. 15 Danielle Nunn at Oral Roberts 3/21/11
- 15 Danielle Nunn at Tulsa 1/22/11
- 15 Grace Daley at SMU 12/5/98
- 15 Grace Daley vs SMU 11/25/97
6. 14 Salome Hector vs Southern Miss.. 1/3/00
- 14 Keisha Johnson vs South Fla..... 2/22/92
8. 13 Danielle Nunn at UTEP 3/3/10
- 13 Lakethia Hampton vs S.F.Austin ... 12/28/04
10. 12 Danielle Nunn vs Tulsa 2/5/10
- 12 Jami Montagnino vs SMU 3/3/06
- 12 Jami Montagnino vs Rhode Island.. 11/17/06
- 12 Janell Burse vs Southern Miss.... 2/22/01
- 12 Grace Daley vs Louisville..... 3/4/00

FREE THROWS ATTEMPTED

1. 23 Keisha Johnson vs UNLV 12/11/92
2. 19 Danielle Nunn at Tulsa 1/23/11
- 19 Stacey Gaudet vs Va. Tech* 2/25/84
- 19 Grace Daley at SMU 12/5/98
5. 18 Keisha Johnson vs Louisville 1/8/94
6. 17 Danielle Nunn at Oral Roberts 3/21/11
- 17 Danielle Nunn at UTEP 3/3/10
- 17 Danielle Nunn vs Tulsa 2/5/10
- 17 Lakethia Hampton vs S.F.Austin .. 12/28/04
- 17 Barbara Farris vs G.Washington.. 12/3/94

*unknown amount of shots with 19 makes

REBOUNDS

1. 21 Janell Burse vs Memphis 2/19/00
- 21 Keisha Johnson vs Nicholls St. 2/15/91
3. **20 Brett Benzio vs Houston 3/11/11**
- 20 Janell Burse vs Southern Miss..... 1/3/00
- 20 Terry Johnson vs William Carey .. 11/20/79
6. 19 Janell Burse vs LSU 12/10/00
- 19 Keisha Johnson vs SMU 1/5/94
- 19 Keisha Johnson vs Harvard 12/6/93
- 19 Beth Lebsack vs Southern Miss.... 2/1/84
- 19 Daryl Kimche vs Nicholls State ... 1/13/84
- 19 Sharon Hill vs Xavier (N.O.) 1/15/80

ASSISTS

1. 14 Ashley Langford vs UTEP 1/20/07
- 14 Ashley Langford vs SMU..... 2/26/06
3. 13 Ashley Langford vs SMU..... 3/3/06
- 13 Ashley Langford vs E.Carolina.... 2/19/06
5. 12 Ashley Langford vs Miami (Ohio) .. 1/2/06
- 12 Stacey Gaudet vs UCF 1/18/87
7. 11 Ashley Langford vs Alabama..... 12/9/06
- 11 Ashley Langford vs UAB 2/10/06
- 11 Ashley Langford vs C.Conn.St. . 12/18/05
- 11 Christy Thomaskutty vs Troy 12/7/93
- 11 Roma Coleman vs Princeton 12/29/91

BLOCKS

1. 10 Janell Burse vs Memphis 2/16/01
2. **9 Brett Benzio vs East Carolina.. 1/13/11**
- 9 Janell Burse vs South Alabama .. 12/1/97
4. 8 Brett Benzio vs UTEP 1/15/12
- 8 Teana McKiver vs Charlotte 2/22/02
- 8 Stephanie Simpson vs Prairie View... 12/10/93
6. **7 Brett Benzio vs SE Louisiana 1/3/11**
- 7 Brett Benzio vs Houston 1/9/09**
- 7 Teana McKiver vs La. Tech 12/7/02
9. Brett Benzio at Louisiana Tech.... 12/2/11
- 6 Brett Benzio vs Nicholls State 12/29/10**
- 6 Brittany Lindsey vs Winthrop..... 11/18/07
- 6 Teana McKiver at Cincinnati..... 2/2/03
- 6 Teana McKiver vs Boston College.. 12/29/02
- 6 Teana McKiver vs East Carolina . 2/24/02
- 6 Teana McKiver vs William & Mary .. 12/27/02
- 6 Stephanie Simpson vs UC Irvine .. 12/4/92

STEALS

1. 9 Chassity Brown at SMU 1/17/10
2. 8 Ashley Langford vs Temple 12/28/08
- 8 Kelly Nadeau vs TCU 2/23/03
- 8 Salome Hector vs Saint Louis..... 1/28/00
- 8 Mary Ann Marino vs Harvard..... 12/6/93
- 8 Keisha Johnson vs Louisville 1/20/92
7. 7 Danielle Blagg vs Purdue..... 1/24/11
- 7 Roshaunda Barnes vs SF Austin... 11/20/10
- 7 Roshaunda Barnes vs Prairie View .. 12/4/09
- 7 Courtney Simmons at S.Miss..... 2/5/05
- 7 D'Aundra Henry at Memphis 1/14/05
- 7 Kelly Nadeau vs UAB 3/1/02
- 7 Lacey Vicknair vs Saint Louis 1/24/99
- 7 Grace Daley vs Charlotte 1/25/98
- 7 Grace Daley vs DePaul 1/17/98



Chassity Brown had a school-record nine steals at SMU on Jan. 17, 2010.

Ashley Langford holds eight of the Top 10 single-game assist performances in Tulane history, including a school-record 14 on two occasions.

T Team Season Records

POINTS 1. 2579 1999-2000 2. 2480 2010-11 3. 2447 1996-97 4. 2430 2001-02 5. 2347 2006-07 6. 2296 2009-10 7. 2294 2000-01 8. 2255 1993-94 9. 2220 1998-99 10. 2201 1995-96		3-POINTERS ATTEMPTED 1. 593 2009-10 2. 555 2011-12 3. 534 1999-2000 4. 505 1993-94 5. 491 2010-11 6. 487 2001-02 7. 462 2006-07 8. 450 2007-08 9. 433 2005-06 10. 417 2008-09		OFFENSIVE REBOUNDS 1. 518 2001-02 2. 498 1993-94 3. 481 2011-12 4. 464 2000-01 5. 455 1996-97 6. 451 2010-11 7. 447 2007-08 8. 441 1989-90 9. 435 1999-2000 10. 431 1995-96		BLOCKS PER GAME 1. 6.6 (30 games) 1998-99 2. 6.3 (32 games) 2000-01 3. 5.3 (29 games) 2002-03 4. 5.2 (35 games) 2001-02 5. 4.9 (34 games) 2010-11 6. 4.8 (34 games) 2011-12 7. 4.4 (32 games) 1999-2000 8. 3.5 (32 games) 2008-09 9. 3.2 (28 games) 2004-05 3.2 (28 games) 2003-04	
POINTS PER GAME 1. 80.5 (32 games) 1999-2000 2. 76.5 (32 games) 1996-97 3. 74.6 (28 games) 1985-86 4. 74.4 (28 games) 1980-81 5. 74.0 (30 games) 1998-99 6. 73.5 (28 games) 1997-98 7. 72.9 (34 games) 2010-11 8. 72.7 (31 games) 1993-94 9. 71.7 (32 games) 2000-01 10. 71.1 (33 games) 2006-07		3-POINT PERCENTAGE 1. .362 (148-409) 2002-03 2. .361 (130-360) 1994-95 3. .358 (148-413) 2000-01 4. .351 (123-350) 1996-97 5. .351 (120-342) 1997-98 6. .347 (175-505) 1993-94 7. .341 (182-534) 1999-2000 8. .338 (156-462) 2006-07 9. .337 (200-593) 2009-10 10. .325 (120-369) 1998-99		DEFENSIVE REBOUNDS 1. 954 2001-02 2. 924 2000-01 3. 886 2011-12 4. 870 2010-11 5. 848 1996-97 6. 837 2006-07 7. 810 1999-2000 8. 806 1998-99 9. 805 1995-96 10. 784 2008-09		STEALS 1. 394 2006-07 2. 385 2009-10 3. 346 2001-02 4. 339 2010-11 5. 335 1993-94 6. 329 1996-97 7. 324 2011-12 8. 319 2008-09 9. 318 2002-03 10. 300 1999-2000	
FIELD GOALS MADE 1. 909 2010-11 2. 901 2001-02 3. 897 1999-2000 4. 894 1996-97 5. 884 1980-81 6. 860 2006-07 7. 814 2000-01 8. 812 1993-94 9. 806 1995-96 10. 803 2009-10 803 1998-99		FREE THROWS MADE 1. 600 1999-2000 2. 536 1996-97 3. 535 1985-86 4. 518 2000-01 5. 508 2010-11 6. 494 1998-99 7. 490 2009-10 8. 480 2001-02 9. 472 1995-96 10. 471 2006-07		REBOUNDS PER GAME 1. 44.4 (28 games) 1985-86 2. 43.4 (32 games) 2000-01 3. 42.1 (35 games) 2001-02 4. 41.6 (28 games) 1983-84 5. 40.9 (28 games) 1984-85 6. 40.9 (29 games) 1994-95 7. 40.7 (32 games) 1996-97 8. 40.7 (31 games) 1993-94 9. 40.6 (27 games) 2005-06 10. 40.2 (34 games) 2011-12		STEALS PER GAME 1. 11.9 (33 games) 2006-07 2. 11.7 (33 games) 2009-10 3. 11.0 (29 games) 2002-03 4. 10.8 (31 games) 1993-94 5. 10.7 (27 games) 1988-89 6. 10.6 (28 games) 1997-98 7. 10.3 (32 games) 1996-97 8. 10.1 (28 games) 2004-05 10.1 (28 games) 2003-04 10. 10.0 (34 games) 2010-11	
FIELD GOALS ATTEMPTED 1. 2083 2001-02 2. 2078 2010-11 3. 2026 2006-07 4. 1988 1993-94 5. 1911 2011-12 6. 1902 2009-10 1902 1999-2000 8. 1876 1996-97 9. 1829 1983-84 10. 1828 2008-09		FREE THROWS ATTEMPTED 1. 854 1999-2000 2. 841 2000-01 3. 768 1996-97 4. 759 2001-02 5. 751 1985-86 6. 741 2010-11 7. 728 1995-96 8. 724 2009-10 9. 701 2008-09 10. 696 1998-99		ASSISTS 1. 553 2000-01 2. 550 2006-07 3. 537 2010-11 4. 534 1999-2000 5. 530 2001-02 6. 508 2009-10 7. 506 1993-94 8. 505 2011-12 9. 502 2008-09 10. 487 1996-97		GAMES WON 1. 27 (27-5) 1999-2000 27 (27-5) 1996-97 3. 26 (26-7) 2009-10 26 (26-7) 2006-07 5. 24 (24-11) 2001-02 24 (24-6) 1998-99 7. 23 (23-11) 2011-12 23 (23-11) 2010-11 9. 22 (22-10) 2000-01 10. 21 (21-7) 1997-98 21 (21-10) 1995-96	
FIELD GOAL PERCENTAGE 1. .484 (884-1827) 1980-81 2. .481 (803-1669) 1998-99 3. .477 (894-1876) 1996-97 4. .477 (751-1576) 1997-98 5. .472 (897-1902) 1999-2000 6. .471 (737-1565) 1988-89 7. .454 (814-1794) 2000-01 8. .451 (806-1786) 1995-96 9. .449 (778-1734) 1987-88 10. .443 (729-1645) 2002-03		FREE THROW PERCENTAGE 1. .742 (391-527) 2005-06 2. .733 (430-587) 2007-08 3. .712 (535-751) 1985-86 4. .710 (494-696) 1998-99 5. .709 (445-628) 1986-87 6. .703 (600-854) 1999-2000 7. .698 (536-768) 1996-97 8. .693 (471-680) 2006-07 9. .688 (437-635) 1997-98 10. .686 (508-741) 2010-11		ASSISTS PER GAME 1. 17.3 (32 games) 2000-01 2. 17.2 (28 games) 1980-81 3. 17.0 (28 games) 1997-98 4. 16.7 (32 games) 1999-2000 5. 16.7 (33 games) 2006-07 6. 16.3 (31 games) 1993-94 7. 16.3 (29 games) 1994-95 8. 16.0 (29 games) 2002-03 9. 15.8 (34 games) 2010-11 10. 15.7 (32 games) 2008-09		GAMES LOST 1. 22 (6-22) 1990-91 22 (6-22) 1989-90 22 (6-22) 1984-85 4. 20 (8-20) 1983-84 20 (8-20) 1982-83 6. 19 (9-19) 1991-92 19 (9-19) 1986-87 8. 18 (10-18) 2003-04 9. 16 (12-16) 1980-81 10. 15 (12-15) 1981-82	
3-POINTERS MADE 1. 200 2009-10 2. 182 1999-2000 3. 175 1993-94 4. 158 2011-12 5. 156 2006-07 6. 154 2010-11 7. 148 2002-03 148 2001-02 148 2000-01 10. 137 2005-06		REBOUNDS 1. 1472 2001-02 2. 1388 2000-01 3. 1367 2011-12 4. 1321 2010-11 5. 1303 1996-97 6. 1262 1993-94 7. 1253 2006-07 8. 1245 1999-2000 9. 1242 1985-86 10. 1236 1995-96		BLOCKS 1. 200 2000-01 2. 197 1998-99 3. 183 2001-02 4. 167 2010-11 5. 163 2011-12 6. 155 2002-03 7. 140 1999-2000 8. 111 2008-09 9. 104 2006-07 10. 100 2009-10		WINNING PERCENTAGE 1. .844 (27-5) 1999-2000 .844 (27-5) 1996-97 3. .800 (24-6) 1998-99 4. .788 (26-7) 2009-10 .788 (26-7) 2006-07 6. .750 (21-7) 1997-98 7. .688 (22-10) 2000-01 8. .686 (24-11) 2001-02 9. .677 (21-10) 1995-96 10. .676 (23-11) 2011-12 .676 (23-11) 2010-11	

Team Game Records



POINTS

1.	117	vs UCF	1/18/87
2.	110	vs Boston	12/21/00
3.	109	at Puerto Rico-Mayaguez	11/23/01
4.	108	at Nicholls State	12/17/08
5.	105	vs Colorado State	12/29/96
6.	104	vs West Virginia	12/28/99
7.	101	vs South Alabama	12/1/97
8.	100	vs New Orleans	11/19/00
	100	vs Dillard	12/2/86
10.	99	vs South Florida	2/14/99
	99	at West Florida	1/25/86
	99	vs New Orleans	2/22/81

FIELD GOALS MADE

1.	45	at Nicholls State	12/17/08
2.	43	vs Colorado State	12/29/96
3.	39	vs South Alabama	12/1/97
4.	38	vs Southeastern Louisiana	12/19/02
5.	37	at Houston	3/5/11
	37	vs Loyola (N.O.)	11/21/06
	37	at Puerto Rico-Mayaguez	11/23/01
	37	vs DePaul	1/17/98
9.	36	vs South Florida	2/14/99
10.	35	vs Louisiana-Monroe	11/13/09
	35	vs Jackson State	3/14/07
	35	at Portland	12/1/02
	35	vs Houston	2/10/00
	35	vs DePaul	2/3/00
	35	at South Florida	1/23/99
	35	vs Furman	12/28/98
	35	vs Robert Morris	12/30/95
	35	vs Hofstra	12/5/93
	35	vs Iona	1/5/93

FIELD GOALS ATTEMPTED

1.	95	at SMU	3/3/06
2.	85	vs South Florida	2/11/94
3.	78	at Houston	3/5/11
4.	77	vs Southern Miss	1/20/11
5.	76	vs Rice	1/27/11
	76	at Southern Miss	2/16/06
	76	at Marquette	1/27/02
8.	75	vs Southern Miss	2/26/05
	75	vs Southern Utah	11/25/94
	75	vs New Orleans	2/16/94
	75	vs Troy	12/7/93

FIELD GOAL PERCENTAGE

1.	.680	vs New Orleans (34-50)	11/19/00
2.	.660	vs Grambling State (33-50)	11/10/00
3.	.654	vs UTEP (34-52)	1/20/07
4.	.644	vs UAB (29-45)	1/10/99
5.	.640	vs Nicholls State (32-50)	12/29/10
6.	.634	at Nicholls State (45-70)	12/17/08
7.	.633	vs Charlotte (31-49)	1/25/98
8.	.627	at UAB (32-51)	2/16/03
9.	.625	at Portland (35-56)	12/1/02
10.	.622	vs Louisville (28-45)	2/28/99

3-POINTERS MADE

1.	14	at Nicholls State	12/17/08
2.	11	at UAB	1/9/11
	11	at SMU	3/3/06
	11	vs Boston	12/21/00
	11	vs Texas Tech	3/20/95
5.	10	vs New Orleans	11/21/11
	10	vs LSU	11/19/11
	10	vs East Carolina	3/10/11
	10	vs Georgia	3/20/10
	10	vs Memphis	2/18/10
	10	vs UTEP	1/20/07
	10	vs Tulsa	1/12/07
	10	vs Alabama	12/9/06
	10	at Tulsa	2/24/06
	10	vs UAB	1/18/02
	10	vs Buffalo	12/28/01
	10	vs Southern Miss	2/22/01
	10	vs Cincinnati	1/28/01
	10	at Miami (Fla.)	11/28/99



Megan Valicevic and the Green Wave set school records by connecting on 45 field goals and 14 3-pointers at Nicholls State on Dec. 17, 2008

3-POINTERS ATTEMPTED

1.	38	at SMU	3/3/06
2.	35	vs Georgia	3/20/10
3.	32	vs Southern Miss	1/20/11
4.	28	at Houston	2/9/12
	28	at Southern Miss	2/27/00
6.	27	at Auburn	1/5/03
	27	vs LSU	2/21/94
8.	26	vs Memphis	2/18/10
	26	vs Tulsa	1/8/06
	26	vs Southern Miss	1/29/94

3-POINT PERCENTAGE

1.	.750	at UCF (9-12)	1/31/10
	.750	vs Rice (9-12)	2/14/08
3.	.750	vs New Orleans (9-12)	11/19/00
	.750	vs Marquette (9-12)	1/20/99
5.	.714	vs Cincinnati (10-14)	1/28/01
6.	.700	vs UL-Lafayette (7-10)	1/12/94
7.	.667	vs DePaul (8-12)	2/11/96
8.	.643	vs East Carolina (9-14)	3/8/12
9.	.636	at Portland (7-11)	12/1/02
10.	.611	vs Boston (11-18)	12/21/00

FREE THROWS MADE

1.	37	at South Florida	2/22/92
2.	34	at DePaul	1/18/99
3.	33	vs West Virginia	12/28/99
4.	32	at Virginia Tech	1/16/93
	32	at New Orleans	1/14/93
6.	31	vs Boston	12/21/00
	31	vs SMU	11/25/97
8.	30	vs Nebraska	11/25/01
	30	at Puerto Rico-Mayaguez	11/23/01
10.	29	at Tulsa	1/23/11

FREE THROWS ATTEMPTED

1.	47	vs South Florida	2/22/92
2.	46	vs Virginia Tech	2/15/93
3.	44	vs Nebraska	11/25/01
	44	at DePaul	1/18/99
5.	43	vs Boston College	12/21/00
6.	42	at Sienna	11/19/99
	42	vs West Virginia	12/28/99
	42	vs SMU	11/25/97
	42	at Charlotte	1/10/97
10.	41	at Tulsa	1/23/11
	41	vs Howard	11/18/05

FREE THROW PERCENTAGE (Min. 15 Att)

1.	1.000	vs UT-San Antonio (18-18)	12/21/07
2.	.909	at Houston (20-22)	1/6/08
3.	.900	at Texas Tech (18-20)	3/20/00
4.	.897	at UAB (26-29)	2/6/06
	.897	vs Charlotte (26-29)	1/25/98
6.	.889	vs Nicholls State (16-18)	1/2/08
	.889	vs Southern Miss (16-18)	2/9/97
8.	.882	at Rice (15-17)	1/4/08
9.	.875	vs UCF (14-16)	3/12/11
	.875	at UCF (14-16)	2/17/11
	.875	vs Tulsa (21-24)	2/28/08
	.875	vs Miami-Ohio (21-24)	1/2/06
	.875	vs Oregon State (21-24)	11/25/03

REBOUNDS

1.	64	at SMU	3/3/06
2.	60	vs Howard	11/18/05
	60	vs SMU	12/29/92
4.	58	vs Houston	3/11/11
5.	57	vs Loyola-New Orleans	11/11/11
	57	vs Southern Miss	2/22/01
7.	56	vs Boston	12/21/00
8.	54	vs Providence	12/27/99
	54	at Houston	2/5/97
	54	vs Nicholls State	12/11/93

ASSISTS

1.	31	vs Houston	1/14/01
	31	vs South Alabama	12/1/97
3.	30	vs UTEP	1/20/07
4.	27	vs Southeastern Louisiana	12/19/02
	27	vs Boston	12/21/00
	27	at Texas A&M	12/8/99
7.	26	vs Grambling State	11/10/00
	26	at Nicholls State	11/10/00
9.	25	On 16 Occasions	
		last vs Louisiana-Monroe	11/13/09

BLOCKS

1.	14	vs Memphis	2/16/01
	14	vs UNC-Asheville	11/26/99
	14	vs Houston	2/12/99
4.	13	vs William & Mary	12/27/00
5.	12	vs Drake	12/9/02
	12	vs South Alabama	12/1/97
7.	11	vs Southern	3/17/11
	11	vs Nicholls State	12/29/10
	11	vs Southern Miss	1/11/03
	11	vs Charlotte	1/7/01
	11	vs Grambling State	11/10/00
	11	vs Providence	12/27/99

STEALS

1.	22	vs UNC-Greensboro	12/28/02
	22	vs Saint Louis	1/28/00
3.	21	vs Loyola (N.O.)	11/21/06
	21	at Louisiana-Lafayette	12/9/96
5.	20	vs Appalachian State	12/27/97
	20	vs UNC-Greensboro	12/28/96
	20	vs Prairie View A&M	12/10/93
8.	19	vs Southern	12/11/11
	19	vs UTEP	1/30/11
	19	vs Hartford	12/28/00
	19	vs Tulsa	1/24/99



2012-13 C-USA Composite Schedule

November 9

East Carolina at William and Mary
Houston at Mississippi State
Grambling State at Memphis
Prairie View A&M at Rice
Hampton at Southern Miss
Louisiana Tech at Tulane
Tulsa at Oral Roberts
Austin Peay at UAB
Georgia State at UCF

November 10

Alcorn State at SMU
Loyola Marymount at UTEP

November 11

St. Andrews at East Carolina
UCF vs. St. John's

November 12

Marshall at Indiana State
Texas Southern at SMU
Tulane at Louisiana-Monroe
UALR at Tulsa
UAB at Alabama A&M

November 13

Alabama at Houston

November 14

North Florida at UCF

November 15

Rice at Tennessee
North Texas at SMU
Arkansas at Tulsa
UAB at Vanderbilt

November 16

Southern Miss at South Alabama
Tulane at Southern
UCF at TCU
Houston Baptist at UTEP

November 17

College of Charleston at E.Carolina
Houston at Yale
Ball State at Marshall
Rice at Tennessee Tech
Mississippi Valley State at UAB

November 18

Converse at East Carolina
Arizona State at UTEP

November 19

UALR at SMU
Arkansas Pine Bluff at UAB

November 20

Houston at McNeese State
Rice at Texas State
UCF vs. Louisville

November 21

Memphis at UT Arlington
UCF vs. Gonzaga/Missouri State

November 22

UCF vs. TBD
UTEP vs. Texas Southern

November 23

SE Missouri State at Houston
Southern at Marshall
SIU-Edwardsville at SMU
Savannah State at Southern Miss
Tulane vs. Bradley
Tulsa vs. Illinois
UAB vs. Tennessee State
UTEP vs. Arizona

November 24

Rice at UALR
Norfolk State at East Carolina
Northwestern State at Houston
Clemson/Montana at SMU
McNeese St./Talladega at Southern Miss
Tulane vs. N.Arizona/W.Michigan
Tulsa vs. LMU/Iowa State
UAB vs. Alabama State

November 25

Campbell at East Carolina
Marquette at Marshall
Prairie View A&M at Memphis

November 27

UTSA at Houston
Baylor at Rice
UAB at High Point

November 28

SMU at TCU

Southern Miss at Florida A&M
Auburn at Tulane
Charlotte at UCF
UTEP at New Mexico State

November 29

Utah Valley at Tulsa

November 30

East Carolina at Navy
New Mexico at Houston
Jackson State at Marshall
Memphis at East Tennessee State

December 1

E.Carolina vs. Monmouth/High Point
Presbyterian at Marshall
McNeese State at Rice
UT-Pan Am at SMU
Mississippi State at Southern Miss
Texas State at UTEP

December 2

Houston at TCU
UNC-Wilmington at Tulane
UAB at George Mason
Bethune Cookman at UCF

December 3

Chicago State at Rice

December 4

N.C. Central at East Carolina
West Virginia at Marshall
Southern Miss at UALR
Tulsa at Nebraska Omaha

December 5

New Mexico State at UTEP

December 7

UALR at Memphis

December 8

Creighton at Houston
Marshall at Southern Illinois
Colorado State at Tulsa
Eastern New Mexico at UTEP

December 9

Illinois at Memphis
Southern Miss at Louisiana-Monroe
Tulane at LSU

December 13

UCF at FIU

December 14

Alabama A&M at Memphis

December 15

Ohio at Marshall
Stephen F. Austin at Rice
Loyola (N.O.) at Southern Miss
Tulsa at BYU

December 16

East Carolina at VCU
UTEP at Kansas State

December 17

UL-Monroe at SMU
Presbyterian at UCF

December 18

Southern Miss at Tennessee-Martin
Tulsa at UALR
Morehead State at UAB

December 19

East Carolina vs. North Carolina
Memphis at St. Louis
Stephen F. Austin at SMU
Louisiana-Lafayette at Tulane
South Alabama at UCF

December 20

Furman at Marshall
UTSA at Rice
New Mexico at UTEP

December 22

Texas State at Houston
Tennessee Tech at Marshall
Memphis at Seton Hall
Wichita State at SMU
Central Arkansas at Southern Miss
North Texas at Tulane
Tulsa at Grambling State
UT Martin at UAB
UCF at Florida Gulf Coast

December 28

Texas-Pan American at Rice
SMU at San Diego State
Sam Houston State at UTEP

December 29

Elon at East Carolina
Missouri at Memphis
Eastern Michigan at Tulane

December 30

Houston at Texas Tech
Marshall at Navy
Lamar at Rice
SMU vs. Oklahoma State/Harvard
Ole Miss/McNeese State at Tulane
Tulsa at Stephen F. Austin
UNC Greensboro at UAB
UTPA at UTEP

December 31

Tennessee Tech at Memphis
William Carey at Southern Miss

January 1

Rice at Texas A&M

January 2

East Carolina at George Mason
UT Chattanooga at UAB

January 3

Langston at Tulsa

January 4

UCF at Bowling Green

January 5

Wright State at Memphis
Southern Miss at New Orleans

January 6

Delaware State at Houston

January 7

Loyola (N.O.) at Tulane

January 9

UTEP at Tulsa*

January 10

Rice at East Carolina*
Memphis at Houston *
Marshall at Southern Miss *
SMU at Tulane*
UAB at UCF *

January 13

East Carolina at UTEP *
Tulane at Marshall*
Southern Miss at Memphis*
Tulsa at Rice*
Houston at UAB*
UCF at SMU*

January 17

East Carolina at Memphis *
Marshall at Tulsa*
Tulane at Rice*
SMU at Southern Miss *

January 20

Tulsa at East Carolina*
Houston at Marshall*
Memphis at Tulane *
Rice at SMU *
Southern Miss at UCF *
UAB at UTEP (FSN)*

January 24

Southern Miss at Houston*
Memphis at UAB *
UTEP at Rice*
UCF at Tulsa*

January 27

East Carolina at Tulane *
UTEP at Houston*
UAB at Marshall*
UCF at Memphis*
Rice at Southern Miss *
SMU at Tulsa*

January 31

Marshall at East Carolina*
Houston at SMU*
Rice at Memphis*
Southern Miss at UAB *
Tulane at UCF*
Tulsa at UTEP*

February 2

Tulane at Houston*

February 3

UCF at East Carolina*
Memphis at Marshall*
UAB at Rice*
SMU at UTEP*
Tulsa at Southern Miss *

February 7

East Carolina at Houston *
Marshall at UCF*
UAB at SMU*
UTEP at Tulane*

February 10

East Carolina at UAB *
Houston at Rice*
Marshall at SMU*
Memphis at UCF *
Southern Miss at UTEP *
Tulane at Tulsa*

February 14

SMU at East Carolina*
Tulsa at Houston*
UTEP at Marshall*
UAB at Memphis*
Rice at Tulane*
UCF at Southern Miss *

February 17

Southern Miss at East Carolina*
Houston at Tulane*
Marshall at UAB*
SMU at Memphis*
Rice at Tulsa *
UTEP at UCF*

February 21

East Carolina at Marshall *
Memphis at Southern Miss *
UCF at Rice*
Tulsa at SMU*
Tulane at UAB*
Houston at UTEP*

February 24

East Carolina at UCF *
SMU at Houston*
Marshall at Rice*
UTEP at Memphis*
UAB at Southern Miss *
Tulsa at Tulane*

February 28

UAB at East Carolina*
Southern Miss at Marshall*
Memphis at Tulsa *
Rice at UTEP*
Tulane at SMU*
Houston at UCF*

March 3

Memphis at East Carolina*
Rice at Houston*
UCF at Marshall*
UTEP at SMU*
Southern Miss at Tulane*
Tulsa at UAB*

March 7

East Carolina at Southern Miss *
Houston at Tulsa*
Marshall at Memphis*
SMU at Rice*
UCF at UAB*

March 8

Tulane at UTEP*

March 13-16

Conference USA Women's
Basketball Championship
Tulsa, Okla.

March 23-26

NCAA 1st & 2nd Rounds
Sites TBA

March 30-April 2

NCAA Regionals
Sites TBA

April 7 & 9

NCAA Women's Final Four
Denver, Colo.