



Women's Basketball
2011-12 Sports Guide

Brett Benzio
Senior - Center





2011-12 Women's Basketball Guide



Front Row (L-R): Jamie Kaplan, Adesuwa Ebonwonyi, Katye Magee, Rhea Nelson; **Second Row (L-R):** Tyria Snow, Janique Kautsky, Olivia Grayson, head coach Lisa Stockton, Brett Benzio, Brittany McDonald, Whitney Bibbins; **Back Row (L-R):** director of operations Beth Dunkenberger, graduate assistant Tiffany Aido, assistant coach Alan Frey, Brooke Blankenship, Ashley Westby, Tiffany Dale, Danielle Blagg, assistant coach Shondra Johnson, athletic trainer Shanda Bradley, assistant coach Doshia Woods

Credits, Schedule	1
Media Information	2-3
History of the Green Wave	2
Tulane Athletic Media Relations	3
Directions to Fogelman Arena	3
TulaneGreenWave.com	3
Fogelman Arena	4
Practice Facility	5
Roster	6
Pronunciation Guide	6
2010-11 Quick Facts	6

Outlook/Staff

2011-12 Outlook	7-9
Head Coach Lisa Stockton	10-12
Assistant Coach Alan Frey	13
Assistant Coach Shondra Johnson	13-14
Assistant Coach Doshia Woods	14
Support Staff	15-16
Tulane Administration	17-18

Meet The Team

Brett Benzio	19-20
Whitney Bibbins	20-21
Brooke Blankenship	21-22
Olivia Grayson	22-23
Janique Kautsky	23-24
Katye Magee	24-25
Brittany McDonald	25
Rhea Nelson	25
Tyria Snow	26
Ashley Westby	27
Danielle Blagg	27
Tiffany Dale	27-28
Adesuwa Ebonwonyi	28
Jamie Kaplan	28
2011-12 Composite Schedule	29

Review

2010-11 Season Notes	30-31
2010-11 Stats/Results	32
2010-11 Game-By-Game Stats	33
Game Recaps	34-45
Individual Highs	45
Team Highs & Lows	46

History

Tulane in the Postseason	47-48
Tulane & Conference Tournaments	49
Tuland/DoubleTree Classic	50
In-Season Tournaments	51
All-Americans	52-53
Honor Roll	54
25th Anniversary Team	55
Year-By-Year Results	56-60
WNBA Players	60
Series Results	61-64
Series History	65
All-Time Letterwinners	66-67
1,000-Point Club	68-70

Records

Career Records	71-72
Individual Single-Season Records	73-74
Individual Single-Game Records	75
Team Season Records	76
Team Single-Game Records	77



Tulane University is an equal opportunity institution whose programs, services, activities and operations are without discrimination as to sex, color or national origin, and are not opposed to qualified handicapped persons.

2011-12 Schedule

NOVEMBER

11	LOYOLA-NEW ORLEANS	6:00 pm
14	LOUISIANA-MONROE	7:00 pm
19	LSU	7:00 pm
21	NEW ORLEANS	7:00 pm
24	vs Purdue [^]	12:30 pm
25	vs Idaho State [^]	11:00 am

DECEMBER

2	at Louisiana Tech	7:00 pm
4	at Mississippi State	2:00 pm
9	at North Texas	7:00 pm
11	SOUTHERN	2:00 pm
22	at Louisiana-Lafayette	2:00 pm
28	COL. OF CHARLESTON [@]	6:00 pm
29	HAMPTON or C.MICHIGAN [@]	TBA

JANUARY

5	at Memphis [*]	7:00 pm
8	UCF [*]	2:00 pm
12	at Rice [*]	7:00 pm
15	UTEP [*]	2:00 pm
19	UAB [*]	7:00 pm
22	at Tulsa [*]	2:00 pm
29	MARSHALL [*]	11:00 am

FEBRUARY

2	at East Carolina [*]	6:00 pm
5	SMU [*]	2:00 pm
9	at Houston [*]	7:00 pm
12	at UTEP [*]	3:00 pm
16	RICE [*]	7:00 pm
19	at Southern Miss [*]	2:00 pm
23	TULSA [*]	7:00 pm
26	at SMU [*]	2:00 pm

MARCH

1	HOUSTON [*]	7:00 pm
7-10	at C-USA Championship	TBA
	(Memphis Tenn. • Host: Memphis)	

NCAA Postseason

March 17-20	• NCAA 1 st & 2 nd Rounds	TBA
March 24-27	• NCAA Regionals	TBA
April 1.3	• NCAA Women's Final Four	TBA
	(Denver, Colo.)	

[^]Cancun Challenge (Cancun, Mexico)

[@]Tulane/DoubleTree Classic (Fogelman Arena)

^{*}denotes Conference USA game

BOLD CAPS denotes home game at Fogelman Arena
all times central and subject to change

Credits

The 2011-12 Tulane University Women's Basketball Guide is a publication of the Tulane Office of Athletic Communications.

Written and Edited By: Richie Weaver

Editorial Assistance: Greg Campbell, Roger Dunaway and Brian Miller

Design and Layout: Richie Weaver

Photography: Parker Waters, Dave Browning, Paula Burch, Ned Dishman, Sean Gardner, Tyler Kauffman, Barry Lawrence, Joe Murphy, Erik Schelkun, Jerry Ward, New Orleans Metropolitan Convention and Visitors Bureau.



The staff of the Tulane University Athletic Communications Office will be available throughout the 2011-12 women's basketball season to accommodate any media requests. Following are some guidelines that should make it easier for media members to cover the Green Wave women's basketball team. Any additional questions should be directed to Richie Weaver, Assistant Director of Athletic Communications.

Press Credentials

Credentials for all Tulane games are for working media only. Spouses, dates, children or other non-workers are not permitted in the working media areas. Requests for media credentials should be made in writing on appropriate letterhead at least 48 hours prior to the game. Requests should be directed to Richie Weaver, Assistant Director of Athletic Communications. Requests from the media covering visiting teams will be confirmed with that team's media relations director. Credentials can be picked up at the main ticket booth at Fogelman Arena.

Photo Credentials

Only photographers on assignment and members of the television media will be given photo credentials. Accredited photographers are allowed on the court in designated areas.

Game Services

The Tulane Athletic Communications staff will be at your service throughout the match. All media will be provided with game programs, rosters, media guides, game notes and other pertinent information. Computer-generated statistics will be available at the conclusion of each game. Information provided includes play-by-play and individual and team statistics in standard NCAA box score format.



Telephones

Long distance telephone lines will be available at press row. These phones require collect calls or a credit card for billing. Any special requests should be made at least two weeks prior to the game.

Post Game Interviews

Head coach Lisa Stockton and requested players will be available to the media after each game following a customary 15-minute cooling down period. The Tulane locker room will not be open to the media. Each visiting team will set its own post-game policy.

Interview Policy

All Tulane players and coaches will be available throughout the 2011-12 season for interviews with members of the news media. It is important, however, that all requests for interviews be made through the Tulane Athletic Communications Office at (504) 314-7232. This policy allows us to arrange a time that will not interfere with a student-athlete's academic schedule, which has top priority. No student-athlete's home phone number will be released to ensure the player's privacy away from the court.

Calling Coach Stockton

The best way to reach head coach Lisa Stockton is through the Athletic Communications Office at (504) 314-7232.

Tulane Website

Notes, releases, statistics and other pertinent information are available at Tulane's official athletic website — www.TulaneGreenWave.com. Updated season statistics will be available following each game. The Green Wave web page also has profiles and features on Tulane coaches and student-athletes, on-line ticket sales and free Tulane sports updates delivered weekly to registered e-mail accounts.

Conference USA

Updated statistics, results and information on Conference USA and its member institutions are available on the conference's website at www.conferenceusa.com.


History of the Green Wave

From 1893 to 1919, the athletic teams of Tulane were known as the Olive and Blue. In 1919, the Tulane Weekly, one of Tulane's many student newspapers at the time, began calling the football team the Greenbacks.

On Oct. 20, 1920, Earl Sparling, the editor of the Tulane Hullabaloo, wrote a football song which was printed in the newspaper. The song was titled "The Rolling Green Wave." Although the name was not immediately adopted, it began to receive acceptance. A month later, a report of the Tulane-Mississippi A&M game in the Hullabaloo referred to the team as the Green Wave.

By the end of the season, the Hullabaloo was using the term Green Wave to refer to all Tulane athletic teams, as were many daily papers, although as late as 1923, the name Greenbacks was still in use.

In its infancy, Tulane's mascot was depicted as a pelican riding on a surf board. The surfing pelican image lasted for more than 50 years.



The "Greenie" was adopted in 1955. It was created by John Chase, a local cartoonist who drew the covers of the Tulane football program and those of many teams throughout the South.

When Dr. Rix Yard became the athletic director in 1963, he felt Tulane needed a more virile symbol for its teams. Working with Eldon Endacott, the manager of the Tulane bookstore, he arranged for a new mascot to be created. Several sketches were submitted by Art Evans, art director for Angelus-Pacific, Co., in Fullerton, Calif.

The angry-looking wave was adopted in 1964, and the block "T" with waves became the Tulane athletics logo in 1986.

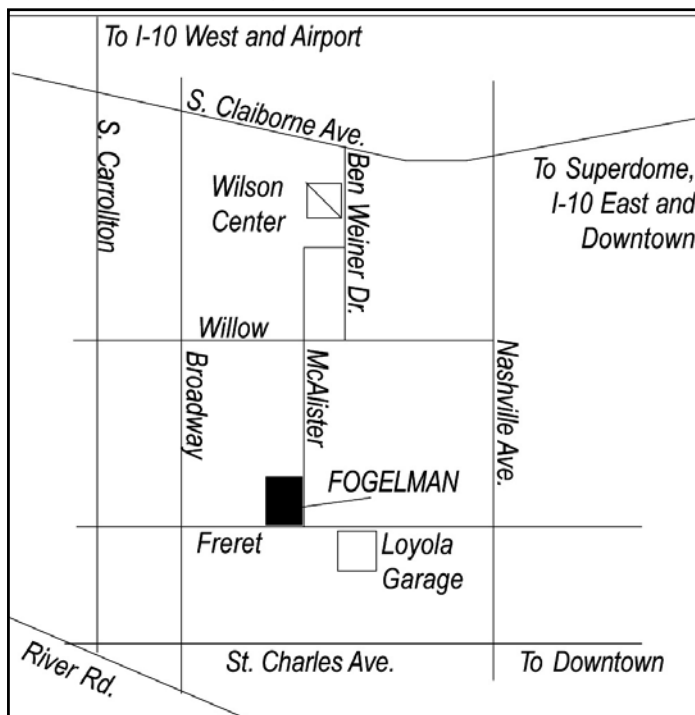
Tulane unveiled a new family of marks in August 1998. The new logos featured the return of the pelican to the Green Wave look, along with the use of a "T" with a modern "wave" as a primary logo mark. A new pelican mascot was introduced and given the name Riptide by a vote of Tulane students.



Getting To Fogelman Arena

FROM THE WEST

(Airport, Metairie, Kenner, Baton Rouge): Exit Interstate 10 East at the Airline/Tulane/Carrollton exit and follow signs to South Carrollton Avenue. Remain on Carrollton five traffic signals to South Claiborne Avenue and continue past Claiborne to the first u-turn. Make the u-turn and turn right on Claiborne. Remain on Claiborne one traffic signal to Broadway Street and turn right. Remain on Broadway two signals to Freret Street and turn left. Once getting into the campus area, Fogelman Arena is the third building on the left.



FROM THE EAST (Downtown, French Quarter, Slidell): Exit Interstate 10 West at US 90/ South Claiborne Avenue (which exits left off the interstate). Remain on Claiborne seven traffic signals to Nashville Avenue and turn left. Stay on Nashville one traffic signal to Freret Street and turn right. Fogelman is on the right and the first building past the third traffic signal.

MEDIA PARKING, which is very limited, is on the west side of the arena, between Fogelman and Joseph Merrick Jones Hall. Other available parking is in the Loyola University parking garage (next to the Tulane campus on the south side of Freret).

TulaneGreenWave.com

The Tulane University Athletics website, TulaneGreenWave.com, features breaking news, results, student-athlete and coaches bios, photos and more through Tulane's partnership with CBS College Sports Online.

In addition, the TulaneGreenWave.com also provides fans the opportunity to follow the Wave from afar live via the World Wide Web.

Green Wave All-Access is a subscription service which offers live audio and video of all Tulane home contests and select away ballgames. Green Wave All-Access also gives its subscribers video from Tulane's baseball, football, as well as men's and women's basketball games, in addition to live audio broadcasts of all football, men's and women's basketball and baseball games.

GameTracker offers a free look at live stats for all Tulane sporting events as they happen. Updated in real time, GameTracker uses flash animation to give the viewer play-by-play updates of the match, as well as in-game and season statistics.



Tulane Athletic Communications Office

Roger Dunaway

Assistant Athletics Director



Office: (504) 862-8240

Cell: (504) 452-2906

E-Mail

roger@tulane.edu

Sport Assignments

Football, Women's Golf
Women's Tennis

Brian Miller

Associate Director



Office: (504) 314-7219

Cell: (504) 390-6772

E-Mail

bmiller@tulane.edu

Sport Assignments

Asst. Football, Men's
Basketball, Men's Tennis
Bowling

Richie Weaver

Assistant Director



Office: (504) 314-7232

Cell: (504) 352-5802

E-Mail

rweaver@tulane.edu

Sport Assignments

Asst. Football, Women's
Basketball, Women's
Tennis, Swimming & Diving
Sand Volleyball

Greg Campbell

Assistant Director



Office: (504) 314-7271

Cell: (504) 615-8059

E-Mail

ccampbe1@tulane.edu

Sport Assignments

Volleyball, Baseball,
CC/Track & Field

Mailing & Overnight Address

Tulane University
Athletic Media Relations
James W. Wilson, Jr. Center
Ben Weiner Drive
New Orleans, LA 70118

Office Phone (504) 865-5506

Office Fax (504) 865-5512

Fogelman Press Row .. (504) 862-8122

Web www.TulaneGreenWave.com



Fogelman Arena

TULANE UNIVERSITY

One of the toughest places for opponents to play due to fans' close proximity to the court, Fogelman Arena has been the home to the Tulane women's basketball team since 1975

Located in the center of the Tulane campus, Avron B. Fogelman Arena is the home of the Green Wave men's and women's basketball and volleyball teams. Fogelman Arena provides Tulane teams and fans with a true home-court advantage with its size and unique design, which has translated into the many wins by all three programs.

In the summer of 2002, Fogelman underwent a facelift as the entire arena received a new coat of paint, the floor was redesigned, and, for the first time, air conditioning was installed in the arena.

In 2006, the original floor of Fogelman Arena was replaced with a state-of-the-art spring-mounted flooring, further enhancing the playing experience for Tulane student-athletes.

Now, the Tulane volleyball and men's and women's basketball teams practice and play in air-conditioned comfort while Tulane fans enjoy the best in Conference USA competition. One of the most difficult arenas for opposing teams to play in due to the Green Wave fans' close proximity to the playing surface, Fogelman Arena served as the host site of the 1999 and 2009 Conference USA Women's Basketball Championship and, for the first time in school history, hosted the C-USA Volleyball Tournament in 2003.

Fogelman Arena, one of the most historic facilities in college athletics, celebrates its 76th year as the home of the Green Wave in 2011-12, including the 36th year as the home court of the Tulane women's basketball team.

Construction for the original facility was funded by the Green Wave football team's appearance in the 1932 Rose Bowl. Some \$80,000 was earmarked toward the building of a gymnasium. In fact, the facility was unofficially referred to as "Rose Bowl Gym" back in its early days.

Less than two years later, on Oct. 27, 1933, Tulane Gymnasium was dedicated as part of Homecoming festivities on campus, and play began in the facility for the 1933-34 season. Tulane defeated Southwestern Louisiana, 38-34, in the facility's first game on Dec. 15, 1933.

Tulane Gym was one of the largest in college athletics when it opened nearly 70 years ago, even though there were no court level seats at first. Tulane played host to the 1942 NCAA East Regional (basketball) in the facility. Floor-level seats were added in 1948.

The Green Wave basketball team played all of its home games in the facility until the mid-1970s, when a select number of games were moved to the Louisiana Superdome. The Wave moved all of its home games back on campus again in 1981-82 after another re-modeling job.



Originally constructed in 1932 with money earned from the Tulane football team's trip to the Rose Bowl, Fogelman Arena is the home of the Green Wave's basketball and volleyball teams.

FOGELMAN FACTS

Dedicated	10/27/33
Original Cost.....	\$80,000
Capacity.....	3,600
1st Game.....	Tulane 38, UL-Laf. 34, 12/15/33
1st Women's Game	Tulane 57, Dillard 45, 1/30/76
All-Time Women's Record	321-162 (.665)
Scoring Record.....	66
Pete Maravich of LSU vs. Tulane (2/11/69)	
Tulane Scoring Record.....	45
Jim Kerwin vs. Southeastern Louisiana (2/1/61)	
Tulane Women's Scoring Record.....	43
Carmen Jones vs. Alabama (1/3/90)	

All-Time Record At Fogelman

1975-76	3-3 (.500)	1994-95	10-2 (.833)
1976-77	5-4 (.556)	1995-96	9-2 (.818)
1977-78	7-2 (.778)	1996-97	10-1 (.909)
1978-79	11-2 (.846)	1997-98	12-2 (.857)
1979-80	10-4 (.714)	1998-99	13-2 (.867)
1980-81	8-9 (.471)	1999-2000	14-1 (.933)
1981-82	10-5 (.667)	2000-01	10-4 (.714)
1982-83	6-5 (.545)	2001-02	12-2 (.857)
1983-84	5-8 (.385)	2002-03	11-2 (.846)
1984-85	5-8 (.385)	2003-04	8-6 (.571)
1985-86	10-5 (.667)	2004-05	8-7 (.533)
1986-87	7-7 (.500)	2005-06	7-5 (.583)
1987-88	9-3 (.750)	2006-07	14-2 (.875)
1988-89	7-5 (.583)	2007-08	7-7 (.500)
1989-90	4-10 (.286)	2008-09	11-6 (.647)
1990-91	6-10 (.375)	2009-10	12-3 (.800)
1991-92	8-9 (.471)	2010-11	13-4 (.765)
1992-93	10-2 (.833)	Overall	321-162 (.665)
1993-94	9-3 (.750)		

In 1982, the arena was the site of the National Association of Basketball Coaches All-Star Game in conjunction with Tulane's hosting of the Final Four. Tulane hosted the event again in 1993, along with the three-point and slam dunk competitions.

The arena is named for Memphis, Tenn., businessman and Tulane alumnus Avron B. Fogelman, who was one of the key figures in giving the Green Wave a new-look home back in the late 1980s.

While Fogelman Arena stands in the same frame and has much the same outside appearance as old Tulane Arena, that's where the similarities end. The inside of the arena underwent a major facelift, from all-new seating to a reconditioned playing floor and improved locker rooms to a new scoreboard.

The improved seating arrangement includes 850 chairback seats. Previously, all seats had been wooden bleachers. Other improvements included a new lobby and entrance area, concession and novelty stands throughout the arena, and media seating at courtside.

Some of college basketball's greats have played or coached on the corner of Freret and McAlister. Players such as Dan Issel, Dave Cowens and Pete Maravich graced Tulane fans with their talents, while the list of coaches to sit on the visitors' bench includes Adolph Rupp, Phog Allen, Everett Case and Dean Smith.



Tulane's new basketball and volleyball practice facility will feature two regulation courts, a conditioning, training and hydrotherapy center, video and film rooms, offices and locker rooms for all three teams and several conference rooms. The facility is expected to be completed in Fall 2011.

While the Tulane basketball programs have one of the most historic arenas in the country to call home on gameday, the Green Wave will soon have a new practice facility.

Construction on the 43,000 square-foot facility began in November and is scheduled to be completed during the fall of 2011. It is being designed by GouldEvans Associates, LC with Lee Ledbetter & Associates.

The two-story building will have two regulation basketball/volleyball courts, a conditioning, training and hydrotherapy center, video and film room, offices and locker rooms for men's basketball, women's basketball and volleyball, and several conference rooms.

The new facility comes in large part to a vote of confidence by the Tulane University Board of Administrators to approve a university-wide budget that includes a significant increase for the Athletic Department. The board's action prompted Doug Hertz, an Atlanta businessman and the chair of the Tulane Board Committee on Intercollegiate Athletics, to make the naming gift for Tulane University's new \$13 million basketball and volleyball practice facility.

"It all starts from the top", says Hertz, "and the Board's support, coupled with President Scott Cowen's plan for the future of the department, shows me that there is a renewed commitment for Tulane Athletics. I also feel that as a board member it's important to lead the way by making a gift that will make a difference."

"Now that Tulane has gained so much momentum academically, it is my hope that the university's decision to invest more in its athletics program will create a renaissance for Tulane athletics, enhance the collegiate experience for all of our students and spark some excitement among our fans."

The Athletics Department's budget has been enhanced to bring it more in line with the other private universities in Conference USA. The decision was made on the recommendation of President Cowen after a series of presentations that outlined the competitive advantages and disadvantages of the Green Wave in 2009-10 compared to other private universities in C-USA and other non-automatic qualifying conferences.

The increase in the budget will support team travel, recruiting efforts, training and conditioning, and accommodate two new sports. As a result, the department will be operating at a fully funded level in all 16 programs.

"This is another milestone for Tulane's intercollegiate athletics program," Tulane director of athletics Rick Dickson said. "It's a much-needed facility that will give our student-athletes and coaches an immediate boost."

"When you look at the new practice facility plus the approval of the investment plan and the financial vote of confidence by the university, you see the future of Tulane Athletics is very bright."

What They're Saying About The Facility

"This practice facility could have the biggest impact on our program than any other factor in my 16 years as the head women's basketball coach at Tulane. The facility is a sign of strong commitment to our athletics department by Tulane University and will provide us with another excellent opportunity to attract quality student-athletes to our program."

"This facility will be equal to any college practice facility in the country. It will be a full-service building for our basketball program and provides us with a great teaching and learning environment for both the coaching staff and the student-athletes with the inclusion of a weight room, film room, multiple courts, new locker rooms, and coach's offices. The fact it will be ready by the 2011-12 season will help us tremendously with the 2011 recruiting class."

--Lisa Stockton, Tulane women's basketball coach

"This is an exciting day for Tulane Athletics and our basketball program. The construction of the practice facility shows a commitment to the student-athletes at Tulane and it will be a great tool for us in player development and recruiting."

"Tulane University is committed to advancing the educational experience of all our student-athletes with top-notch facilities, technology and equipment. The practice facility falls in line with the overall University commitment to find the best means to develop our students. Our players will now have one of the finest basketball development centers in the country."

--Ed Conroy, Tulane men's basketball coach

"Having a brand new practice facility is an important addition to our volleyball program. It will make an immediate difference to our program and will be a huge recruiting tool."

"As on-court training goes, it is very important for any modern volleyball team to have two courts available at the same time so we can do more position specialized coaching, or individual workouts. The amenities such as the weight room, video room and coach's offices are great bonuses with this great facility. I believe it will beautifully represent our volleyball program, athletic department and Tulane University."

--Sinisa Momic, Tulane volleyball coach



Roster/Quick Facts

TULANE UNIVERSITY

Alphabetical Roster

#	NAME	POS	HT	CL	EXP	HOMETOWN	HIGH SCHOOL/COLLEGE
44	Brett Benzio	C	6-3	Sr.	3L	Palm City, Fla.	Jensen Beach HS
32	Whitney Bibbins	G/F	5-10	So.	1L	Baton Rouge, La.	University Lab
20	Danielle Blagg	F	5-11	Fr.	HS	San Antonio, Texas	Smithson Valley HS
42	Brooke Blankenship	F	5-10	So.	1L	Heber Springs, Ark.	Heber Springs HS
22	Tiffany Dale	F	6-1	Fr.	HS	Lavon, Texas	Community HS
15	Adesuwa Ebomwonyi	F	5-10	Fr.	HS	Pflugerville, Texas	Pflugerville HS
21	Olivia Grayson	G	5-8	Jr.	2L	Metairie, La.	Archbishop Chapelle HS
23	Jamie Kaplan	G	5-8	Fr.	HS	Sebastian, Fla.	Florida Air Academy
24	Janique Kautsky	G/F	5-10	Jr.	2L	Perth, Australia	Newman College
3	Katyee Magee	G	5-10	R-Fr.	RS	Ellisville, Miss.	Presbyterian Christian HS
31	Brittany McDonald	F	6-1	So.	1L	Atlanta, Ga.	Berkmar HS
1	Rhea Nelson	G	5-5	R-Fr.	RS	Missouri City, Texas	Elkins HS
25	Tyria Snow	G	5-8	Jr.	2L	Shreveport, La.	Southwood HS
34	Ashley Westby	C	6-3	R-Fr.	RS	Houston, Texas	Clear Lake HS

Numerical Roster

#	NAME	POS	HT	CL	EXP	HOMETOWN	HIGH SCHOOL/COLLEGE
1	Rhea Nelson	G	5-5	R-Fr.	RS	Missouri City, Texas	Elkins HS
3	Katyee Magee	G	5-10	R-Fr.	RS	Ellisville, Miss.	Presbyterian Christian HS
15	Adesuwa Ebomwonyi	F	5-10	Fr.	HS	Pflugerville, Texas	Pflugerville HS
20	Danielle Blagg	F	5-11	Fr.	HS	San Antonio, Texas	Smithson Valley HS
21	Olivia Grayson	G	5-8	Jr.	2L	Metairie, La.	Archbishop Chapelle HS
22	Tiffany Dale	F	6-1	Fr.	HS	Lavon, Texas	Community HS
23	Jamie Kaplan	G	5-8	Fr.	HS	Sebastian, Fla.	Florida Air Academy
24	Janique Kautsky	G/F	5-10	Jr.	2L	Perth, Australia	Newman College
25	Tyria Snow	G	5-8	Jr.	2L	Shreveport, La.	Southwood HS
31	Brittany McDonald	F	6-1	So.	1L	Atlanta, Ga.	Berkmar HS
32	Whitney Bibbins	G/F	5-10	So.	1L	Baton Rouge, La.	University Lab
34	Ashley Westby	C	6-3	R-Fr.	RS	Houston, Texas	Clear Lake HS
42	Brooke Blankenship	F	5-10	So.	1L	Heber Springs, Ark.	Heber Springs HS
44	Brett Benzio	C	6-3	Sr.	3L	Palm City, Fla.	Jensen Beach HS

Coaching Staff: *Head Coach* - Lisa Stockton (Wake Forest, 1986; 18th season); *Assistant Coaches:* Alan Frey (New Orleans, 1988; 6th season), Shondra Johnson (Alabama, 2002; 3rd Season), Doshia Woods (Western Illinois, 2001; 2nd Season); *Director of Basketball Operations:* Beth Dunkenberger (Randolph-Macon, 1988; 1st Season); *Athletic Trainer:* Shanda Bradley (Southern Miss, 1999; 3rd Season).

Pronunciation Guide

Brett Benzio

Brett BEN-zee-oh

Adesuwa Ebomwonyi

ah-DES-oo-wuh eb-uh-WAHN-ee

Alan Frey

Alan FRY

Janique Kautsky

juh-NEEK KOWT-skee

Katyee Magee

KAY-tee Magee

Rhea Nelson

REE-uh Nelson

Tyria Snow

TY-ruh Snow

Doshia Woods

DOH-shuh Woods

2011-12 Quick Facts

--General--

Location	New Orleans, La.
Founded	1834
Enrollment	12,622
Nickname	Green Wave
School Colors	Olive Green and Sky Blue
Home Court	Fogelman Arena
Capacity	3,600
Affiliation	NCAA Division I
Conference	Conference USA
President	Dr. Scott Cowen
Alma Mater	Connecticut, 1968
Athletic Director	Rick Dickson
Alma Mater	Tulsa, 1976
Athletic Dept. Phone	(504) 865-5500
Ticket Office Phone	(504) 861-WAVE

--History--

First Season of Volleyball	1975-76
All-Time Record	554-465 (.544)
No. Years In NCAA Tournament/Last	10/2010
No. Years in WNIT/Last	3/2011
No. C-USA Regular-Season Titles/Last	4/2010
No. C-USA Tournament Titles/Last	5/2010

--Athletic Communications--

Women's Basketball Contact	Richie Weaver
Alma Mater	Nicholls State, 1998
Office Phone	(504) 314-7232
Cell Phone	(504) 352-5802
E-Mail	rweaver@tulane.edu

--Women's Basketball Staff--

Head Coach	Lisa Stockton
Alma Mater	Wake Forest, 1986
Record at Tulane	349-173/18th Season
Career Record	412-200/21st Season
Assistant Coach	Alan Frey
Alma Mater	New Orleans, 1988
Assistant Coach	Shondra Johnson
Alma Mater	Alabama, 2002
Assistant Coach	Doshia Woods
Alma Mater	Western Illinois, 2001
Athletic Trainer	Shanda Bradley
Alma Mater	Southern Miss, 1999
Director of Basketball Operations	Beth Dunkenberger
Alma Mater	Randolph-Macon, 1988
Women's Basketball Office Phone	(504) 865-5672
Best Time To Contact Coach	Contact SID

--Team Information--

2010-11 Record	23-11 (.676)
Home	13-4 (.765)
Away	7-5 (.583)
Neutral	3-2 (.600)
2010-11 Conference USA Record	9-7 (.563)
Home	5-3 (.625)
Away	4-4 (.500)
Lettermen Returning/Lost	7/6
Starters Returning/Lost	2/3
Redshirts Returning	3
Newcomers	4

With seven returners and seven freshmen on the roster, it will be a year of learning under the gun but one of high expectations when the Green Wave take the court in 2011-12

When the Tulane University women's basketball team takes the court for the 2011-12 season, long-time fans of the program may very well have to rely on the game program to put names to all the new faces as the Green Wave roster features seven freshmen – four straight out of high school and three of the redshirt variety.

While the Tulane team will be putting the "green" in Green Wave during the upcoming year, that does not mean the program is without veteran talent as seven letterwinners – including three with starting experience – return from last year's team which went 23-11, finished tied for fourth in the Conference USA regular-season standings courtesy of a 9-7 league record, made the C-USA Championship title game for the second consecutive season and advanced to the second round of the WNIT.

With the graduation of Tiffany Aidoo, Roshaunda Barnes, Brittany Lindsey and Danielle Nunn, Tulane will have to find a way to replace 63.6 percent of its scoring output (1,578-of-2,480 points), 40.3 percent of its rebounds (532-of-1321 boards), 49.9 percent of its assists (268-of-537 dimes), 65.5 percent of its steals (222-of-339 thefts) and 33.5 percent of its blocks (56-of-167 swats) from a year ago.

The Green Wave, however, return the talents of senior Brett Benzio, juniors Olivia Grayson, Janique Kautsky and Tyria Snow, and sophomores Whitney Bibbins, Brooke Blankenship and Brittany McDonald. Benzio, Grayson and Bibbins each have significant starting experience and Grayson stands as the team's leading returning scorer with 10.9 points per game in 2010-11 and paced the squad with 168 assists. Benzio led the team with 7.4 rebounds and 2.34 blocks per game and Bibbins averaged 7.5 points and 5.0 rebounds a contest as a true freshman.

Tulane will also welcome back a healthy freshman trio of Katye Magee, Rhea Nelson and Ashley Westby, who all redshirted last year due to injury. Danielle Blagg, Tiffany Dale, Adesuwa Ebomwonyi and Jamie Kaplan, meanwhile, round out the seven-member freshmen group after starring at their respective high schools a season ago.

"This is certainly a year I can say I probably have as many questions as I do answers right now with such a young team," Tulane head coach Lisa Stockton said. "I've been really happy with the intensity this team has shown. We've got seven freshmen on this year's roster. The core that we're returning is really led by Brett Benzio and Olivia Grayson. I think they are two people that set a tone for our play and set a tone for our team. Our returners have elevated their game."

"Our freshmen are very, very talented. They came from very strong high school programs. They've come in and really impressed a lot of the upperclassmen and really have pushed a lot of the upperclassmen. This is a team that, as we go through the season, will develop. The great

thing about freshmen is that they learn, become sophomores and get that experience. They're going to be on the floor quite a bit. We've going to play a lot of young players. We're going to put them on the floor, we're going to put them in with our veterans and get them better. As we start conference play, I think you'll see a team that really has a lot of experience behind them."

GUARDS

Junior Olivia Grayson leads the list of returning guards and will be joined by fellow veterans Whitney Bibbins and Tyria Snow. Grayson played in all 34 games, including 33 starts, last year and led the team in assists (168), minutes played (1168) and minutes per game (34.4) while finishing second in 3-pointers (33), 3-point percentage (.306), free throw percentage (.722) and rebounds (193), tied for second in rebounds per game (5.7), third in free throws made (91) and steals (55), and fourth in points (370), points per game (10.9), field goals made (123) and blocks (12).

Snow played in 33 games in a reserve role last season, finishing fifth on the team in assists (37) while chipping in with 1.5 points and 1.1 rebounds per outing. She showed flashes of greatness with a career-best seven points on three occasions and dishing out a career-high seven assists against Rice on Jan. 27. Bibbins, meanwhile, led the team in free throw percentage (.739) while finishing third in blocks (15), and fourth in field goal percentage (.434), 3-pointers (4) and rebounds per game (5.0).

Joining the foray for the 2011-12 season are redshirt-freshmen Katye Magee and Rhea Nelson, along with true fresh-

man Jamie Kaplan. As a prep senior at Presbyterian Christian High School (Miss.), Magee earned Hattiesburg American All-Area, All-District 2-3A and All-District Tournament honors all four years and scored over 2,500 points for her career. Nelson was a "Player to Watch" by Texas-GirlsBasketball.com as a senior at Elkins High (Texas) but missed most of that campaign due to injury. As a junior, she averaged 17.1 points, 3.9 assists and 2.0 steals per game. Kaplan, meanwhile, completed her high school career at Florida Air Academy as the school's all-time leader in points (1,936), assists (512) and steals (421).



Senior center Brett Benzio is the team's lone three-year veteran and enters the 2011-12 season with a chance to become just the second player in Tulane women's basketball history to score 1,000 points and pull down 1,000 rebounds during her career.



Junior guard Olivia Grayson has been a mainstay in the Green Wave lineup over the last two seasons. Last year, she led the team with 168 assists and an average of 34.4 minutes per game while ranking second with 193 rebounds and fourth with a 10.9 scoring average.

"Olivia Grayson somebody who realizes that her time is now," Stockton said. "I see a big change in her in that it's her time to take the lead here. I think in the past, we've had more of an equal opportunity type of system. We had so many different scorers that whoever was hot we could go to and wherever the ball went we could go to. We're going to have to run things a lot through her and Brett Benizio. Of course, we've got Whitney Bibbins who is a great player, too. It's going to have to start with them as the other players come along."

FORWARDS

Tulane returns four forwards with collegiate experience as junior Janique Kautsky and sophomores Whitney Bibbins, Brooke Blankenship and Brittany McDonald are back for the 2011-12 season. Bibbins, however, is the lone player among that group with starting experience.

McDonald, who missed all of the 2009-10 season and the first 15 games last year from a lingering injury she suffered while in high school, played in 12 games as a redshirt-freshman and averaged 1.3 points and 1.3 rebounds per game while swatting a pair of shots. Blankenship played in 10 games as a walk-on a year ago, scoring two points and pulling down a pair of rebounds in limited action.

With an eye on the future, the Green

Wave coaching staff brought in a wealth of talent at the position in the offseason as Danielle Blagg, Tiffany Dale and Adesuwa Ebomwonyi bring their talents to the table from Texas high schools Smithson Valley, Community and Pflugerville, respectively.

Blagg was rated as the No. 39 forward in the nation by ESPN.com, earned All-District 27-4A and All-Comal County honors in each of her final three prep seasons, and was named District MVP as a senior. Dale posted 2,021 points, 1,048 rebounds, 266 assists, 515 steals and 237 blocks during her prep career and claimed Texas Girls Coaches Association All-State honors in both her junior and senior seasons. Ebomwonyi, meanwhile, tallied 996 points, 881 rebounds, 160 assists, 281 steals and 62 blocks as a prepster and was selected to play in the U19 World Championship for Women as a member of the Nigerian National Team over the summer.

"I think all coaches like to have a veteran team just because you feel like you know what to expect from them all of the time," Stockton said. "I've coached a long time, and honestly, I think it's easier for someone who has coached for a while not to panic when you're young as a team. We talked about it as a staff, and we're teachers this year. That's the No. 1 thing. We're teachers then we're coaches. Our job is to take each individual player and try to get them to operate with what they have. That's been our focus."

"We've changed our practices, even within practice, with things we need to address. We've got to be able to go on the fly a little bit. I'm really happy to have a veteran staff also because they're able to do that to. As a coach, you want to be challenged, too. With this group, I think we've got a great core of kids and I think they're really going to develop. We're excited about that opportunity."

CENTERS

Senior Brett Benizio stands as one of the most accomplished players on the team for the 2011-12 season. The lone three-year veteran on the roster, Benizio has played in 92 games with 71 starts for her career and has averaged 7.8 points, 8.0 rebounds and 1.7 blocks per game. She enters her senior season ranked third in Tulane history in blocks per game (1.7), fourth in both rebounds per game (8.0) and blocked shots (156), fifth in defensive rebounds (503), sixth in total rebounds (732) and ninth in offensive rebounds (229).

Despite struggling through injuries in each of the last two years, Benizio has an opportunity to join some rare company as she needs just 282 points and 268 rebounds to become just the second student-athlete in Tulane women's basketball history to post 1,000 points and 1,000 rebounds for her career.



Sophomore wing Whitney Bibbins returns after playing in 26 games with 17 starts a year ago. As a true freshman, she led the Green Wave with a 73.9 free throw percentage while finishing third with 15 blocks and fourth with a 43.4 field goal percentage, four 3-pointers and a 5.0 rebounds-per-game average.



After playing a reserve role during her first two collegiate seasons, junior Tyria Snow is one of several Green Wave veterans expected to step up during the 2011-12 season. Last year, she ranked fifth on the team with 37 assists while chipping in with 1.5 points and 1.1 rebounds per game.

Ashley Westby, meanwhile, played in six games as a true freshman when she averaged 2.7 points and 0.7 rebounds per game before suffering a season-ending knee injury. As a high school senior, she was named District Offensive Player of the Year and first-team all-district after averaging 13.4 points per game.

"This is the best condition Brett has been in," Stockton said. "She went through the last two seasons with the injuries so we're hoping this could really be her year. One very important statistic when it comes to talking about Brett is she's on pace to get 1,000 points and 1,000 rebounds in her career. That's a goal for her and it's achievable. I've never coached a player that's done that. For us to be successful, she needs to get that. She needs to have those rebounds and those points because we need to have her on the floor."

SCHEDULE

Ten games against teams that advanced to the 2011 postseason, 15 games in Fogelman Arena and a trip to Cancun, Mexico, highlight the Tulane University women's basketball team's 2011-12 schedule.

The Green Wave will once again host the Tulane/DoubleTree Classic and the Green Wave will head to Cancun, Mexico, during the Thanksgiving holiday for a two-day Cancun Challenge at the Moon Palace Resort. The Tulane slate will be a challenging one as the schedule features five NCAA Tournament teams from a year ago – Hampton, Houston, Louisiana Tech, Purdue and UCF – four WNIT participants – Central Michigan, Memphis, Southern and Rice – as well as last year's Women's Basketball Invitational champion, UAB.

"With seven freshmen on this year's roster, we feel that we have an extremely challenging non-conference schedule that will prepare us for Conference USA play," Stockton said. "Our goal each season is to win a conference championship, qualify for the NCAA Tournament and advance as far as we can. That will not change with a young team."

The Green Wave's 29-game regular season is slated to start against Loyola-New Orleans and the game against Wolfpack is the first of four straight home contests for Tulane, which will battle Louisiana-Monroe on Nov. 14, LSU on Nov. 19 and the University of New Orleans on Nov. 21. From there, the Tulane team will pack its bags and passports for the Cancun Challenge where it will face Purdue on Nov. 24 before squaring off against Idaho State a day later. The trip south of the border starts a five-game road swing for the Green Wave as the team will play at Louisiana Tech on Dec. 2, at Mississippi State on Dec. 4 and at North Texas on Dec. 9. The Wave snap the road streak with a Dec. 11 contest against Southern before heading to Cajun Country to face Louisiana-Lafayette on Dec. 22.

Following the holiday break, the Green Wave will host the 16th Annual Tulane/DoubleTree Classic. Tulane opens play in the annual event on Dec. 28 against College of Charleston, and will face either Hampton or Central Michigan in the consolation or championship contest on Dec. 29.

The DoubleTree Classic will be the final non-conference games for the team as Tulane will open the Conference USA portion of its schedule on Jan. 5 with a trip to Memphis. The Green Wave will also play home-and-home contests against league foes Rice (Jan. 12 in Houston/Feb. 16 in Fogelman), UTEP (Jan. 15 at Fogelman/Feb. 12 in El Paso, Texas), SMU (Feb. 5 at Fogelman/Feb. 26 in Dallas), Houston (Feb. 9 in Houston/March 1 at Fogelman).

In addition, Tulane will play road games at East Carolina on Feb. 2 and at Southern Miss on Feb. 19, and will play host to UCF on Jan. 8, UAB on Jan. 19 and Marshall on Jan. 29.

The 2012 C-USA Women's Basketball Championship is slated for March 7-10 at the Elma Roane Fieldhouse and FedEx Forum with Memphis serving as the host institution. The winner of the C-USA Championship will earn the league's automatic bid to the NCAA Tournament, which will begin play on March 17. The NCAA Sweet 16 and regional titles games will be played from March 24-27, and the NCAA Women's Final Four will be held in Denver, Colo., with games scheduled for April 1 and 3.




Junior Janique Kautsky played in 26 games off the bench last season but will be counted on for a much larger role during the 2011-12 campaign.



Head Coach Lisa Stockton

TULANE UNIVERSITY



Entering her 18th season at the helm of the Green Wave program, Lisa Stockton is the dean of Conference USA coaches and has more wins than every previous head coach in Tulane women's basketball history. Along the way, Stockton has helped guide her team to four regular-season C-USA championships, five C-USA tournament titles, 10 NCAA Tournaments and two of WNIT appearances.



Lisa Stockton

349-173 at Tulane
(17 Seasons)
412-200 Overall
(20 Seasons)

As with most coaches in the realm of college basketball, hoops have been a big part of Lisa Stockton's life. Unlike most, however, Stockton's life can be traced to its origin through interaction on the hardwood.

Stockton's parents, Richard and Betty, met while playing for the Chatham Textile League in Elkin, N.C. A native of Greensboro, N.C., Stockton grew up with the legend of basketball along Tobacco Road. She lived in the heart of ACC country where several conference tournaments were held and was actually on hand the night North Carolina State defeated UCLA in the NCAA Final Four on March 23, 1974.

With a background as engrained in basketball as the hardwood she strolls several times during the season, Stockton enters her 18th season at the helm of the Tulane women's basketball program where she

is the dean of Green Wave and Conference USA coaches and the winningest women's basketball coach in the history of either entity.

"Ever since I can remember, I've always wanted to be a basketball coach," Stockton said. "Growing up in North Carolina with its rich tradition of college basketball, I remember going to games and really enjoying being a part of the whole experience. I was fortunate enough to earn an athletic scholarship and that just solidified my decision on the direction I wanted my professional career to go.

"It took a few steps before I got to Tulane, but since I've been here, I've truly found a home. Tulane has everything you look for in a college experience – great academics, a successful tradition of women's basketball and a city with a unique culture and history. Each season that I've been at Tulane has truly been special."

Stockton's career record of 412-200 as a collegiate head coach is good for a 67.3 winning percentage and she is 349-173 during her time at Tulane, including a 159-97 mark in conference play. Since the inception of Conference USA prior to the 1995-96 season, Tulane has gone 330-162 overall and 150-100 in league play. With 349 wins at Tulane, Stockton now has more wins than each of the previous Green Wave coaches earned in 19 combined years.

Along the way, Stockton has led the Green Wave to the postseason 12 times (10 NCAAAs, 2 WNITs) and claimed conference Coach of the Year honors three times (Metro in 1995, C-USA in 2007 and 2010). In addition, Tulane has won C-USA regular-season championships four times (1996-97, 1998-99, 2006-07, 2009-10) and the tournament title on five occasions (1997, 1999, 2000, 2001, 2010).

Stockton is now one of four active coaches to take a Top 50 academic institution as listed in U.S. and World Report to at least 10 NCAA Tournaments – joining Tara Vanderveer of Stanford, Muffet McGraw of Notre Dame and Sylvia Hatchell of North Carolina. Fifteen of her players have become members of Tulane's 1,000-Point Club and the Green Wave have averaged better than 20 wins in each of Stockton's previous 17 seasons.

Taking the reins of a program that had never been to the NCAA Tournament and whose only postseason appearance came via the WNIT the year prior to her arrival, Stockton made her presence at Tulane felt right away. Her 1994-95 club went 19-10 overall and 9-3 in the now-defunct Metro Conference. The Green Wave's league record was good for second-place in the final Metro standings – a high-water mark for the program – and Stockton's team earned an at-large bid to the NCAAAs.

Tulane's trip to "The Big Dance" was the first of nine consecutive NCAA bids for Stockton-coached teams and the first of nine straight winning seasons for Stockton-coached teams. A year later, a 21-10 record in 1995-96 was the first of what has become nine 20-plus win seasons with the Green Wave – including a school-record 27 wins in 1996-97 and again in 1999-2000.

While the postseason streak was snapped in 2004, Stockton reloaded her team for success with the addition of four freshmen to an already young-but-talented squad that did not feature a senior on the active roster for the 2005-06 season. As the Tulane student-body began to move-in process for the school year, however, the Tulane community, the New Orleans area and the Gulf Coast region was rocked to its core as Hurricane Katrina made landfall on Aug. 29, 2005, and the subsequent floodwaters consumed the area.

Relocated to Lubbock, Texas, and the campus of Texas Tech University for the semester, Stockton's leadership and ability to keep her student-athletes focused on the task at hand, the Green Wave finished what has become known as the "Katrina Season" 15-12 and spark a run of six-straight winning seasons that remains alive entering the upcoming 2011-12 campaign.

Head Coach Lisa Stockton



The following year, Stockton's troops went 26-7, won the C-USA regular-season title with a 13-3 league mark and returned to the postseason for the first time since 2003 as Tulane advanced to the second round of the 2007 WNIT. Three years later, the Green Wave won another C-USA regular-season crown with a 12-4 conference record, finished the year 26-7 overall and returned to the NCAA Tournament. Last season, Stockton guided the Green Wave to a 23-11 overall record, advanced to the C-USA Championship game for the second consecutive season and a trip to the second round of the WNIT.

While team success has been the ultimate goal of Stockton and the Green Wave since the 1994-95 season, individual recognition has been a mainstay at Tulane during that time as well. In 17 years under its current head coach, Tulane has seen 17 student-athletes earn all-conference honors 27 times (eight first-teamers, nine second-teamers and 10 third-teamers), seven receive All-Freshman recognition, and three claimed a spot on the All-Defensive Team.

In addition, Stockton's players have earned conference Defensive Player of the Year (Janell Burse/C-USA/1999,2000,2001) and Sixth Player of the Year (Burse/C-USA/1999, Grace Daley/C-USA/1997, Teana McKiver/C-USA/2001) on three occasions each, Freshman of the Year twice (Barbara Farris/Metro/1995 and Daley/C-USA/1997), as well as Player of the Year (Burses/C-USA/2000) and Newcomer of the Year (Indira Kaljo/C-USA/2009) once apiece. At the 10th anniversary of Conference USA in 2005, Burse and Daley were named to C-USA Team of the Decade, making Tulane one of two schools to have multiple players on the prestigious list.

Tulane student-athletes have also garnered national honors under Stockton's watch as well as Farris (1987), Daley (1998-2000), Burse (2000-01) and McKiver (2002-03) all earn All-America recognition. Ashley Langford was a Freshman All-American in 2006 and Chassity Brown was named to the WBCA All-Region IV Team in 2010. In addition, four of Stockton's former student-athletes – Burse, Daley, Farris, and McKiver – have been elected into the Tulane Athletics Hall of Fame.

For some of Stockton's prized pupils, success on the court did not end once their collegiate eligibility expired. Five former Green Wave standouts have gone on to play in the WNBA – including Farris and Burse who won

The Stockton File

PERSONAL

Born April 1, 1964
Hometown..... Greensboro, N.C.
High School..... Western Guilford, 1982
Bachelor's Degree Wake Forest, 1986
Master's Degree North Carolina, 1987

PLAYING EXPERIENCE

Western Guilford 1978-82
Wake Forest..... 1982-86

COACHING EXPERIENCE

North Carolina, Graduate Assistant 1986-87
Greensboro College, Head Coach..... 1987-90
Georgia Tech, Assistant Coach..... 1990-94
Tulane University Head Coach 1994-Present

CAREER HIGHLIGHTS AT TULANE

- 10 trips to the NCAA Tournament
- Two WNIT appearances
- 10 20-win seasons
- Four Conference USA regular-season titles
- Five Conference USA Tournament Championships
- Four All-Americans and one Freshman All-American
- Three Conference Coach of the Year awards
- One Conference USA Player of the Year
- Three Conference USA Defensive Players of the Year
- Three Conference USA Sixth Players of the Year
- Two Conference Freshmen of the Year
- One Conference USA Newcomer of the Year
- 28 All-Conference USA honorees
- 15 career 1,000-point scorers
- Four Tulane Hall of Famers
- Five future WNBA Players
- 73 C-USA Commissioner's Honor Roll recipients
- Five C-USA Academic Medal winners

Lisa Stockton's Career Coaching Record

As A Head Coach

Year	School	Overall	Pct	Conf/Finish	Pct	Postseason
1987-88	Greensboro	20-7	.741	10-4/T2nd DIAC	.714	-----
1988-89	Greensboro	25-12	.676	9-3/T2nd DIAC	.667	-----
1989-90	Greensboro	18-8	.692	8-2/T1st DIAC	.800	-----
1994-95	Tulane	19-10	.655	9-3/2nd Metro	.750	NCAA (1st Round)
1995-96	Tulane	21-10	.677	9-5/T2nd C-USA Red	.643	NCAA (1st Round)
1996-97	Tulane	27-5	.844	12-2/1st C-USA Red	.857	NCAA (2nd Round)
1997-98	Tulane	21-7	.750	12-4/2nd C-USA National	.750	NCAA (1st Round)
1998-99	Tulane	24-6	.800	12-4/1st C-USA National	.750	NCAA (1st Round)
1999-2000	Tulane	27-5	.844	12-4/1st C-USA National	.750	NCAA (2nd Round)
2000-01	Tulane	22-10	.688	12-4/1st C-USA National	.750	NCAA (1st Round)
2001-02	Tulane	24-11	.686	8-6/T4th C-USA	.571	NCAA (2nd Round)
2002-03	Tulane	19-10	.655	8-6/T3rd C-USA	.571	NCAA (1st Round)
2003-04	Tulane	10-18	.357	3-11/T11th C-USA	.214	-----
2004-05	Tulane	11-16	.407	3-11/T12th C-USA	.214	-----
2005-06	Tulane	15-12	.556	8-8/T6th C-USA	.500	-----
2006-07	Tulane	26-7	.788	13-3/1st C-USA	.813	WNIT (2nd Round)
2007-08	Tulane	16-14	.533	6-10/T 9th C –USA	.375	-----
2008-09	Tulane	18-14	.563	9-7/6th C-USA	.563	-----
2009-10	Tulane	26-7	.788	12-4/1st C-USA	.750	NCAA (1st Round)
2010-11	Tulane	23-11	.676	9-7/4th C-USA	.563	WNIT (2nd Round)
Greensboro Record (3 years)		63-27	.700	27-9	.750	-----
Tulane Record (17 years)		349-173	.669	159-97	.621	10 NCAA, 1 WNIT
Career Record (20 years)		412-200	.673	186-106	.637	10 NCAA, 1 WNIT

As An Assistant Coach

Year	School	Overall	Pct	Conf/Finish	Pct	Postseason
1986-87	North Carolina	19-10	.655	9-5/3rd ACC	.643	NCAA (2nd Round)
1990-91	Georgia Tech	15-13	.546	3-11/7th ACC	.214	-----
1991-92	Georgia Tech	20-13	.606	6-10/7th ACC	.375	WNIT Champions
1992-93	Georgia Tech	16-11	.594	8-8/T4th ACC	.500	NCAA (1st Round)
1993-94	Georgia Tech	12-15	.444	5-11/7th ACC	.313	-----



The Word On Lisa Stockton

"The Coaching Staff at Tulane did an exceptional job of not only making sure I was a phenomenal athlete, but a great student as well!! Leaving there with my degree and a wonderful opportunity to make a career out of my sport was pretty amazing."

--WNBA Veteran and Tulane Hall of Famer Janell Burse
(Tulane, 1996-2000)

"Over the years I developed a tremendous amount of respect for Lisa as a person and as a coach. She is so knowledgeable and she really individualizes her coaching style to each player to find a way to reach every one. She takes the time to develop a relationship with each of her players. I consider her a great friend. I became the player that I am because of my years at Tulane."

--Nine-Year WNBA Veteran and Tulane Hall of Famer Barbara Farris
(Tulane, 1995-98)

"Coach Stockton and the entire staff put me in positions to develop personally and professionally. Her dedication to me as a person is one of the reasons I believe she is a great coach."

--Auburn GA Women's Basketball Coach Ashley Langford
(Tulane, 2005-09)

"Playing for Coach Stockton taught me a lot about myself. I found that I had a lot of untapped resources within myself. Dreaming big means working harder, but it all pays off in the end."

--WNBA Veteran and Tulane Hall of Famer Teana McKiver
(Tulane, 2000-03)

"I just think that Lisa Stockton is the epitome of class and consistency. It shows in her overall record at Tulane, it shows in her number of NCAA invites and the number of conference titles. But it also shows in her relationship with her current and former players – who still feel such a part of the program – as well as in her relationship with her current and former staff members who still carry a bit of Lisa with them in everything that we do."

--Miami Head Women's Basketball Coach Katie Meier
(Tulane assistant coach, 1994-2001)

"Tulane basketball is synonymous with Lisa Stockton. Both have been successful due to her passion, drive, loyalty, and dedication. Her success over the span of two decades is record-worthy. Her success post-Katrina is just one example of the tremendous coach and leader Tulane has at the helm of its women's basketball program. Lisa is a remarkable coach and an even greater role model for every student-athlete that has the good fortune of playing for her."

--Emory Head Women's Basketball Coach Christy Thomaskutty
(Tulane, 1992-96)

WNBA Championships with the Detroit Shock in 2003 and Seattle Storm in 2004, respectively – and many more have enjoyed pro playing careers overseas.

But what Stockton may be most proud of is her student-athletes' collective accomplishments in the classroom as every four-year player has completed their degrees under her watch.

Thirty-five women's basketball players have earned C-USA Commissioner's Honor Roll recognition 73 times for holding GPAs of 3.2 or higher since the 1995-96 season. Five student-athletes – Brooke Blankenship (10-11), Kiki Cizmar (96-97), Gwen Slaughter (02-03), Britt Themann (99-00, 00-01, 01-02, 02-03) and Christy Thomaskutty (95-96) – claimed C-USA Commissioner's Academic Medal honors for maintaining at least a 3.75 GPA. Ashley Langford (08-09) and Jami Montagnino (06-07) were named C-USA Scholar Athletes, and Themann earned a C-USA Post-graduate Scholarship in 2003.

Stockton's impact has not been limited to her players, however, as four former assistant coaches at Tulane went on to become collegiate head coaches: Katie Meier (Charlotte and Miami [Fla.]), Kellie Kennedy (Loyola-New Orleans), Michele Savage (Davidson) and Jenny Yopp (Portland State and Illinois State).

While Stockton's teams and student-athletes have achieved success both on the court and in the classroom, these accomplishments are nothing that the head coach herself did not earn while she was a collegiate player.

Following a standout prep career at Western Guilford High School, Stockton packed her bags for Wake Forest University. During her four-year career with the Demon Deacons from 1983-86, she set the school's

career records in scoring (1,347), scoring average (12.1 ppg), field goals made (592), field goals attempted (1,262), field goal percentage (.462), assists (330), steals (206) and minutes played (3,385).

Stockton still holds the Wake Forest record for consecutive games started with 97 and ranks in the top 10 in nearly every statistical category previously mentioned. As a senior during the 1985-86 season, Stockton was named honorable-mention Fast Break All-American after scoring 473 points and hitting 204-of-415 shots (.491), pulling down 94 rebounds, dishing out 97 assists and tallying 58 steals.

She named ACC Player of the Week and claimed MVP honors of the Dartmouth Tournament as a junior, and was named MVP of the James Madison Invitational and of the Demon Deacon team as a senior.

Stockton earned a spot on the ACC Academic Honor Roll following each of her final two seasons at Wake Forest and graduated cum laude with a bachelor's degree in health and sports science in 1986.

She was drafted by the National Women's Basketball Association following her senior season, but chose instead to begin her coaching career as a volunteer assistant at the University of North Carolina for the 1986-87 season. During her lone season in Chapel Hill, N.C., the Tar Heels go 19-10 overall, finish third in the ACC with a 9-5 league record and advance to the second-round of the NCAA Tournament. Stockton also enveloped herself in post-graduate studies and completed her master's degree in 1987.

From there, Stockton accepted her first collegiate head coaching position at Division III Greensboro College. In three seasons there, she helped guide the Pride to a combined 63-27 record. Along the way, six players earned all-conference honors, including first-team selections Lorraine Orr and Susan Gasperson in 1987-88, Gasperson in 1988-89, and Tara Thompson in 1989-90.

Inheriting a team that had never enjoyed a winning record, Stockton's 1987-88 Greensboro team went 20-7 and finished tied for second in the Dixie Intercollegiate Athletic Conference with a 10-4 league record. The performance earned her the first of two DIAC Coach of the Year honors as Stockton earned the title again following the 1989-90 season after the Pride went 18-8 overall and finished tied for the league title at 9-3.

She returned to the Division I level the following year when she accepted the top assistant position at Georgia Tech where she was responsible for coordinating recruiting efforts, monitoring academic progress, supervise scheduling and coaching the offense. In four years with Stockton on the staff in Atlanta, the Ramblin' Wreck combined to go 63-52, including a 20-13 mark in 1991-92 when North Carolina won the WNIT. The following season, Georgia Tech went 16-11, finished tied for fourth in the ACC with an 8-8 league record and advanced to the NCAA Tournament for the first time in school history.

Two years later, Stockton accepted her current position at Tulane.

Along with her Coach of the Year accolades, Stockton was named one of CitiBusiness' Women of the Year in 2007. She is a member of the NCAA Women's Basketball Issues Committee and also serves on the Academic Subcommittee for the issues committee. Stockton has also served two terms on the Kodak All-American Committee, twice chaired the C-USA Women's Basketball Coaches and served two terms as the WBCA Conference Captain.

From the beginning, Stockton and Tulane have been a perfect fit; in part, the coach believes, because her educational experience at Wake Forest was similar to the ones her current players face at Tulane. Stockton appreciates the value of putting academic priorities first, and at Tulane the coach doesn't just say it, she has lived it.

"A school like Tulane is absolutely the best environment for student-athletes, and for a coach," Stockton said. "We attract people who are goal-oriented and who are achievers. Student-athletes don't come here unless they're serious about basketball and academics. That's the kind of school I chose, and I'm so glad I did."

In her 16 seasons, Stockton has built Tulane into a winning program with victories over ranked programs, tournament championships and a succession of All-Americans and future professional players piling wins on top of wins.

"I'm proud of our run of NCAA tournaments and conference championships," Stockton said. "I'm proud of the tradition we've built and look forward to expanding the level of expectation and achievement here at Tulane University."



ALAN FREY

Assistant Coach • 6th Season
New Orleans, La.

University of New Orleans, 1988

Alan Frey begins his sixth season with the Green Wave for the 2011-12 season. Frey will once again be responsible for the development of the Green Wave's post players as well as supervising all opponent scouting, coordinating game scheduling and scheduling all individual workouts. Frey will also share recruiting responsibilities with new assistant coach Doshia Woods.

During his time at Tulane, Frey has helped the Green Wave post winning records each season, tally a combined 109-53 overall record, win a pair of Conference USA regular-season titles and advance to the postseason three times (2007 WNIT, 2010 NCAA, 2011 WNIT).

Frey's recruiting efforts have been instrumental to the program's overall success in recent years as a pair of Green Wave rookies — Brett Benzio in 2009 and Olivia Grayson in 2010 — earned C-USA All-Freshman Team recognition while junior college transfer Indira Kaljo was tabbed C-USA New-comer of the Year in 2009.

A native of New Orleans, Frey joined the Tulane family for the 2006-07 season after spending the

previous two years as an assistant coach for the Loyola (New Orleans) University's men's team. His duties with the Wolfpack included recruiting, on-court instruction and practice implementations. During his time at Loyola, Frey coached future All-Gulf Coast Athletic Association honoree Zach Tyson, who went on to finish with the No. 27 single-season scoring total in Loyola history with 382 points during the 2004-05 season and completed his career 21st in the Wolfpack scoring record book.

In addition to his collegiate coaching experience, Frey spent 15 years coaching the AAU Kenner Angels to 13 Finals Fours and five national championships from 1992-2006. He compiled an overall record of 425-67 during his time with the Angels, including a 138-25 mark at the national tournament.

The 1997 AAU National Coach of the Year, Frey guided the team to the Gold Medal in at the 1996 Junior Olympics and a second-place finish in 2005. Frey's teams amassed 15 Louisiana AAU titles in as many years with a 79-1 record at the state tournament.

In addition, Frey served as an assistant coach for Team Louisiana at the U.S. Junior Nationals from 1987-92, and the 1990 squad won the USJN championship. He also served as an assistant coach (1984-91) and head coach (1992-2004) for the Jefferson Parish Recreation Department All-Stars where he helped the club win a combined 13 International

Championships.

During his time with the AAU, Frey helped more than 50 of his players earn Division I scholarships, including current Green Wave stand-outs Grayson and Tiffany Aidoo, as well as Tulane alumni Sarah Goree, Rodnelle Hadley, Salome Hector, Mignon Frey, Mary Ann Marino, Lacey Vicknair and Kristi Pertuit. In addition, five of his former players have gone on to play in the WNBA — Vickie, Niesa and Temeka Johnson, Yolanda Moore and Detrina White.

Prior to joining the collegiate coaching ranks, Frey has spent the bulk of his professional career managing not-for-profit organizations throughout the New Orleans area.

A leader in New Orleans philanthropic circles for nearly 20 years, Frey served as the President of the New Orleans' Chapter of the Association of Fun Raising Professionals in 2005 as well as the President of the Louisiana Chapter of Community Health Charities in 2005-06. He was the executive director of the Louisiana Chapter of the Cystic Fibrosis Foundation from 2000-05 and remains actively involved in the foundation's fund-raising efforts.

A 1983 graduate of nearby Jesuit High School, Frey received his bachelor's degree in history from the University of New Orleans in 1988. He is married to the former Karen Halley of Metairie, the couple resides in Metairie, and they have three children: Halley, 15, Garrett, 13, and Hayden, 6.



SHONDRA JOHNSON

Assistant Coach • 3rd Season
New Orleans, La.

Alabama, 2002

Shondra Johnson enters her third season on the Tulane staff and will once again be responsible for perimeter player development, coordination with the strength and conditioning staff and direct the summer camp program.

A native New Orleanian and a former Prep All-American at St. Mary's Academy, Johnson helped Tulane post a 20-win season, win both the Conference USA regular-season and tournament titles, and advance to the NCAA Tournament for the first time since 2003 during her first season on the Green Wave staff.



son on the Green Wave staff.

Johnson came to Tulane following a one-year stint as an assistant coach at Samford University where she helped the Bulldogs go 22-7 overall and finish second in the Southern Conference with a 16-4 league record. Her mentoring helped Emily London earn first-team All-SoCon honors. During her time in Birmingham, Ala., she was primarily responsible for guard development, coordinated national recruiting efforts, assisted with game-plan organization and film breakdown, help with practice organization and serve as the academic liaison.

Prior to her stint at Samford, Johnson was a high school head coach at Chalmette (La.) High from 2003-05 and Brookwood (Thomasville, Ga.) School from 2006-08. At Chalmette, Johnson led the Owls to district titles both seasons, including an undefeated district run and a trip to the second round of the LHSAA Playoffs during the 2004-05 season. She was named district and state Coach of the Year in 2003-04 and claimed District Coach of the Year honors in 2004-05.

From there, Johnson moved on to Brookwood where she was once again the regional Coach of the Year, helped the team win the regular-season region championship both years and guided the squad to a berth in the state Final Four in 2006-07.

A standout prep athlete at St. Mary's Academy in New Orleans, Jonson was a Parade Magazine Girl's High School Basketball All-American and led the school to the state title as a senior in 1998. Johnson also played for the Kenner Angels AAU team for seven years under fellow Tulane assistant coach Alan Frey, and later worked as an assistant with the Angels from 2003-05.

Following graduation, Johnson took her guard skills to Alabama where she was a three-time All-Southeastern Conference player and completed her career second in Crimson Tide history in free throws made and attempts, third in assists and assists per game, fifth in career steals and seventh on the career points.

In addition to leading the team in scoring and assists in each of her final three collegiate seasons, Johnson holds three of the top eight single-game free throws made records in school history – including a school-record 16 vs. Providence on Dec. 2, 2001 – seven of the top 10 free throw attempts records – including an Alabama record of 19 vs. Creighton on Dec. 20, 2000 – and the No. 8 spot on the single-season assists per game mark (5.1 in 2000-01). She also shares the Alabama single-game records for field goal and free throw percentage, hitting 7-of-7 shots against Stanford on Nov. 17, 2000, and converting 10-of-10 free throw opportunities vs. Florida on Jan. 27, 2000, respectively.

Johnson was drafted in the third round of the 2002 WNBA Draft by the Houston Comets and played one season for the New York Liberty before beginning her coaching career.

She completed bachelor's degree in marketing from Alabama in 2002 and currently resides in New Orleans.



DOSHIA WOODS

Assistant Coach • 2nd Season

Topeka, Kan.

Western Illinois, 2001

Doshia Woods begins her second season as a member of the Tulane women's basketball coaching staff during the 2011-12 season and will once again primarily be responsible for the development of the Green Wave's perimeter players as well as overseeing the student-athletes' academic progress. She will also share recruiting responsibilities with Alan Frey.

Woods comes to Tulane following coaching stints at Western Illinois, New Mexico State, Oregon State and Missouri. She replaces Michele Savage, who resigned from her position with the Green Wave in May to become the head women's basketball coach at Davidson College.

A noted recruiter in the realm of women's basketball, Woods' has been instrumental in landing star student-athletes everywhere she has been. More importantly, Woods has been able to develop that talent she has helped sign.

Highlighting the list of her student-athletes Woods has worked with during her career are Tiffany Cornelius, Mercedes Fox-Griffin, Judie Lomax, Casey Nash, Talisa Rhea and Zane Teilane.

Under Woods' tutelage, Cornelius and Teilane claimed Mid-Continent Conference Player of the Year honors at Western Illinois in 2003 and 2005, respectively. While Woods had moved on to Oregon State by the time Teilane completed her career, Teilane went on to earn honorable-

mention WBCA/Kodak All-America recognition, was drafted by the Detroit Shock in the third round of the 2006 WNBA Draft and played in the 2008 Olympics as a member of Team Latvia.

During her time at Oregon State, Woods' recruiting efforts helped the Beavers land the Alaska and Gatorade Player of the Year in Rhea as well as Lomax. Rhea became the 15th OSU player to score 1,000 career points and was named All-Pac 10 last season. Lomax, who transferred to Columbia after Woods and the rest of the coaching staff left the University following the 2007-08 season, went on to lead the NCAA in rebounding twice during her time with the Lions and was named Ivy League Player of the Year in 2010.

Woods also developed Nash during her time in Corvallis, Ore., helping her earn All-Pac 10 honors and move on to a successful professional playing career in Europe. Fox-Griffin, meanwhile, tallied 180 assists in 2006-07, which sits second in school single-season history and ranked eighth nationally in assists-per-game.

A native of Topeka, Kan., Woods began her coaching career at her alma mater - Western Illinois - in 2001 and helped the Westerwinds post a combined 57-30 record in three seasons. WIU earned Mid-Con (now Summit League) regular-season titles in each of Woods' final two seasons there and advanced to the WNIT in 2003.

From there, Woods accepted an assistant position at New Mexico State for the 2004-05 season where she served as the academics and community service liaison, had a hand in all aspects of player development, scouting and game preparation, and was involved in all aspects of recruiting. After one season with the Aggies, she moved on to Oregon State where she helped the Beavers post a 10-game improvement in her first year in Corvallis, go 16-15 and earn a bid to the WNIT.

Following three seasons as assistant coach and recruiting coordinator at OSU, Woods moved on to Missouri where she held a similar position for the last two seasons.

A 1997 graduate of Topeka High School, Woods began

her collegiate playing career at Barton Community College where she averaged nine points and two assists in two seasons with the Cougars. As a sophomore, she led BCC in 3-point shooting, earned second-team All-Jayhawk West Conference honors and helped lead the team to a conference championship. The Cougars' 29-2 overall record was the highest winning percentage in school history at that time and Barton finished the year ranked sixth nationally.

Woods' accepted a scholarship to Western Illinois for the 1999-2000 season and played in 57 games over the next two years for the Westerwinds. During her Division I career, she averaged 8.8 points per game and was named second-team All-Mid Continent Conference as a senior after draining a school-record 62 3-point baskets. Her 62 treys still sits atop the WIU single-season record book, and despite playing just two seasons there, Woods' 102 career 3-pointers currently ranks fifth in school history.

She earned an associate's degree from Barton in 1999 and completed her bachelor's degree in English with a minor in psychology from Western Illinois in 2001. Woods is a member of the Women's Basketball Coaches Association and the Black Coaches Administrators Association.





Tiffany Aidoo
Graduate Assistant • 1st Year
Slidell, La.
Tulane, 2011

In her first season as a member of the Tulane staff, Tiffany Aidoo is making the transition from standout student-athlete to graduate assistant where she will work with the marketing, alumni and video departments.

A four-year letterwinner with the Green Wave from 2007-11, Aidoo will be responsible for helping create marketing strategies to promote the program, encourage alumni to become more involved with the team and Tulane Athletics, as well as work with the video staff to cut video and help coordinate film exchange. In addition, she will help update and monitor the Tulane women's basketball social media outlets and serve as a player liaison and assist in day-to-day issues.

During her playing career with the Green Wave, Aidoo played in 129 games with 74 starts and averaged 8.1 points, 3.3 rebounds, 1.3 assists and 1.3 steals per game. She concluded her career ranking fifth in Tulane history in 3-pointers made (163), seventh in 3-point attempts (465) and 3-point percentage (.351), and 10th in minutes played (3,077).

Aidoo became the 23rd player in Tulane history to score 1,000 career points and finished with 1,047 to rank tied for 20th all-time. She set the Tulane single-season record for 3-point field goal percentage as a junior during the 2009-10 season (.433) after connecting on 58-of-134 shots from beyond the arc. Aidoo also ranks second and ninth in Green Wave single-season history in 3-pointers made with 87 and 58 in 2010-11 and 2009-10, respectively.

As a senior, Aidoo claimed third-team All-Conference USA and All-Louisiana honors, and claimed honorable-mention all-state recognition as a junior. She helped lead the Green Wave to a C-USA regular-season and tournament championships and a spot in the NCAA Tournament in 2010 and helped guide Tulane to the second round of the WNIT in 2011.

As a prepster at Northshore High School, Aidoo earned first-team All-District 4-5A in each of her final three seasons, tabbed second-team all-state as a junior and first-team all-state as a senior. She received first-team all-metro honors as a junior and senior and helped lead Northshore to district titles both seasons.

A native of Slidell, La., Aidoo graduated with a bachelor's degree in communications in May 2011 and is currently working on her master's in business.



Charlotte Battiest
Academic Coordinator • 5th Year
New Orleans, La.
University of New Orleans, 2001

Charlotte Battiest is in her fifth year as an assistant academic coordinator at Tulane where she works with the Green Wave women's basketball, volleyball and track and field teams.

In her current capacity, Battiest monitors the academic and degree progress of her assigned sports and assist with the certification of student-athlete eligibility. She also facilitates study sessions and tutoring as well as assisting the student-athletes with registration and course scheduling.

Battiest came to Tulane from her alma mater, the University of New Orleans, where she spent four years in the office of admissions.

A native New Orleanian, Battiest earned her bachelor's degree in English from UNO in 2001 and completed her master's degree in education administration in 2003.



Shanda Bradley
Athletic Trainer • 3rd Year
Ozark, Ala.
Southern Miss, 1999

Shanda Bradley begins her third season as an assistant athletic trainer at Tulane where she works primarily with the women's basketball program while assisting with all Green Wave sports.

Bradley joined the Tulane family for the 2009-10 season after spending the previous four years at Florida State. Prior to her stint at FSU, Bradley was the associate athletic trainer at Southern Miss beginning 2004 where she worked with the Golden Eagles' women's basketball program until 2006. She also spent three years at the University of Wyoming as the head trainer for the Cowgirls' women's soccer and basketball teams, and the Cowboys' wrestling squad from 2001-04.

A 1999 graduate of Southern Mississippi, Bradley earned her bachelor's degree in human performances and athletic training and completed her master's in sports management from Appalachian State in 2001. She is married to Ben Bradley and the couple resides in New Orleans.



Beth Dunkenberger
Director of Operations • 1st Year
Shawsville, Va.
Randolph-Macon, 1988

Beth Dunkenberger is in her first season as the Green Wave's director of women's basketball operations where she is responsible for coordinating film exchange, overseeing Tulane's student manager staff, serving as the liaison to the equipment operations staff, as well as working with Tulane's game operations staff and managing the Green Wave's travel on road trips. She will also help coordinate the team's special projects with the Tulane campus and New Orleans community.

Dunkenberger comes to Tulane following a seven-year stint as head women's basketball coach at Virginia Tech. With the Hokies from 2004-11, she led the team to a combined 110 wins, two trips to the NCAA Tournament and one WNIT berth. Under Dunkenberger's direction, four student-athletes earned All-Big East honors and several went on to play professionally, including Kerri Gardin - who became the first player from Virginia Tech to play in the WNBA.

Dunkenberger's head coaching stint was the second stretch with the Hokies as she was a graduate assistant at Virginia Tech from 1988-90 and then assistant coach from 1990-97. She also served as an assistant coach at the University of Florida from 1997-2000 and earned her first head coaching position at Western Carolina in 2000.

From 2000-04, the Dunkenberger-led Catamounts posted 65 victories. She was named Southern Conference Coach of the Year following the 2002-03 season when Western Carolina tallied 21 wins - the most by the team since moving to the Division I level in 1981 - and advanced to the finals of the SoCon Championship.

While her teams have performed admirably on the court, Dunkenberger's teams stood out in the classroom as well as Virginia Tech featured a trio of Academic All-Americans, 11 Academic All-District honorees, a pair of ACC postgraduate scholarship recipients.

Dunkenberger was a standout student-athlete in her own right, lettering in women's basketball at Randolph-Macon College from 1984-88 when she claimed all-conference and Academic All-District recognition. A graduate of Shawsville High School, she graduated cum laude from Randolph-Macon with a bachelor's degree in mathematics in 1988 and completed her master's degree in education from Virginia Tech in 1990.



Marley Lanson

Program Coordinator • 4th Year
Covington, La.
LSU, 2008

Entering her fourth year as a program coordinator at Tulane is Marley Lanson who she oversees all aspects of the women's basketball and volleyball programs.

In her current capacity, Lanson helps plan, schedule and organize team travel, maintains a recruiting database, monitors operating budgets, assists in summer camp organization and serves as a liaison to the athletic administration, support service areas, vendors, suppliers, scouts and officials.

Prior to coming to Tulane in fall 2008, she served as an intern with the Greater New Orleans Sports Foundation in 2008 and interned with marketing and promotions for the LSU Athletics Department during the 2007-08 academic year.

A native of Covington, Lanson earned her bachelor's degree in marketing from LSU in May 2008. As an undergrad, she was a member of Pi Beta Phi Sorority, LSU Freshman Executive Council, Mu Kappa Tau Marketing Society, Gold Key International Honor Society, Alpha Lambda Delta Academic Honor Society, National Honor Society of Collegiate Scholars and Habitat for Humanity.



Greg Stewart

Team Doctor • 24th Year
Sugar Land, Texas
Houston Baptist, 1986

A mainstay on the Green Wave bench for over 20 years, Dr. Greg Stewart has served as team physician for the Tulane department of athletics since 1987. The co-director of the Tulane's sports medicine program, Stewart is board certified in physical medicine and rehabilitation and has been involved in various aspects of sports medicine since his arrival in New Orleans.

Stewart graduated from Houston Baptist in 1982 and earned his doctorate from the University of Texas Medical School in Galveston in 1986.

He is an associate professor of orthopaedics at the Tulane School of Medicine and is an advisory member of both the National Athletic Trainer's Association and the Louisiana Athletic Trainer's Association. Stewart is also a fellow of the American College of Sports Medicine and the director of sports medicine for St. Charles and Plaquemines Parishes.

Stewart was invited to assist in the first Combine of the World League of American Football and arranged physician coverage for the 10th National Veterans Wheelchair Games in New Orleans. He served as the team physician for the New Orleans Night Arena Football Team from 1991-92 and participated as a member of the medical staff in the 1991 United States Olympic Track and Field Trials at Tad Gormely Stadium. In 1996, Stewart received the Louisiana Sports Medicine Society's Jim Finks Award for "Outstanding Contributions to Sports Medicine."

He is the current director of education for the Louisiana Sports Medicine Society and sits on the Sports Medicine Committee of the Louisiana State Medical Society.

Stewart is married to the former Cynthia Billon and the couple has three children: daughters Lauren (26) and Tess (17); and son Shaid (15).



Richie Weaver

Athletic Communications • 11th Year
Meraux, La.
Nicholls State, 1998

Richie Weaver is in his 11th year in the Tulane Athletic Communications Office where he serves as the primary contact for women's basketball, sand volleyball and women's swimming. He is also the secondary contact for the Green Wave's football program.

Weaver also helps coordinate the press box during the Allstate Sugar Bowl and R&L Carriers New Orleans Bowl, and works for WestWood One Radio as a sideline producer.

When not busy with his athletics duties, Weaver is an active member of the Boy Scouts of America where he is a member of the Southeast Louisiana Council's Camping Committee and is the chairman of the council's aquatics subcommittee. A former member of Troop 84 out of Violet, La., Weaver earned the prestigious rank of Eagle Scout in 1989.

Weaver joined the Tulane staff in August 2001 after a 13-month stint at Jacksonville (Fla.) University. He also worked as a graduate assistant at Troy State and Louisiana-Monroe. A 1998 graduate of Nicholls State University with a bachelor's degree in mass communication, Weaver worked in the Colonel sports information office as an undergraduate and was named Who's Who Among American Colleges and Universities.

A native of Meraux, La., Weaver is married to the former Meghan Legaux and the couple resides in New Orleans. He is a member of The National Collegiate Baseball Writers Association, College Sports Information Directors of America and the National Football Writers Association of America.



Maria Woods

Sr. Associate AD/SWA • 8th Year
Ft. Lauderdale, Fla.
Florida, 1990

Maria Woods is in her eighth year as Senior Associate Athletic Director and Senior Women's Administrator, and oversees many aspects of Tulane student service areas.

Woods spent the previous 12 years at Western Carolina University where she was the assistant athletic director and SWA for over four years. She began her athletic career as an assistant athletic trainer at WCU in 1992. In addition to her athletic duties, Woods was a member of the faculty from 1999-2002 in the College of Health and Human Performances. In 2006, Woods served on the NCAA Division I Volleyball Selection Committee.

A native of Ft. Lauderdale, Fla., Woods completed her bachelor's degree in exercise and sports science from the University of Florida in 1990 and earned her master's in education from Converse in 1992. She is also a certified athletic trainer and a member of the National Athletic Trainers Association.

The former Maria Ochoa, she is married to Thomas Woods – the wide receivers coach for the Tulane football team. The couple resides in New Orleans and has two children: Thomas, Jr. (4) and Alexander (2).

Scott S. Cowen

University President • 16th Year at Tulane • Metuchen, N.J. • UConn, 1968



Scott S. Cowen is Tulane University's 14th President. He also holds joint appointments as the Seymour S. Goodman Memorial Professor of Business in Tulane's A.B. Freeman School of Business and Professor of Economics in the School of Liberal Arts.

Since President Cowen's arrival in 1998, Tulane University has more than quintupled its undergraduate applications while experiencing all-time highs in student quality. In addition, Tulane has more than doubled the level of total private giving to the university and received a record level of research awards. The university has implemented a number of innovative academic and research program initiatives and significantly increased its community outreach. In recognition of Tulane's accomplishments, it was noted as one of the "Hottest Schools in America" by Newsweek magazine in 2002 and 2008, and has been nationally recognized on multiple occasions for its civic engagement programs, while also being consistently ranked in the top tier of national research universities.

On March 17, 2005, President Cowen announced the public launch of "Promise and Distinction: The Campaign for Tulane." By 2008 the campaign had raised more than \$700 million, making it one of the largest university fundraising efforts in the history of Louisiana.

In 2009 TIME Magazine named President Cowen one of the nation's top 10 Best College Presidents and he was one of only four university leaders nationwide to receive the 2009 Carnegie Corporation Academic Leadership Award. He was also the recipient of the 2009 Times-Picayune's Loving Cup, which each year honors a New Orleanian who has worked unselfishly for the community without expectation of recognition or material reward. In 2010 President Cowen was elected to the American Academy of Arts and Sciences, one of the world's most prestigious honorary societies. In addition, he is the recipient of several national awards and honors, including receiving multiple honorary degrees from such institutions as Brown University, Yeshiva University, George Mason University, University of Connecticut and University of Notre Dame.

When Hurricane Katrina devastated the city of New Orleans in August 2005, flooding 70 percent of Tulane's uptown campus and all the buildings of its downtown health sciences campus, Tulane's faculty, staff and students were dispersed around the country for an entire semester. Under President Cowen's leadership the campus was repaired and on December 8, 2005, the Board of Tulane approved his Renewal Plan, a sweeping effort that strengthens and focuses the university's academic mission while strategically addressing its current and future operations in the post-Katrina era. A remarkable 87 percent of its students returned for classes in January of 2006.

In response to Katrina, President Cowen was appointed to the city's Bring New Orleans Back Commission and charged with leading a committee to reform and rebuild the city's failing public school system. President Cowen has devoted his days and nights to these monumental tasks and has already had impressive results. As part of this effort, Tulane chartered a K-12 school in New Orleans and created an Institute for Public Education Initiatives to support the transformation of public education in New Orleans. In addition, President Cowen has served as a commissioner of the New Orleans Redevelopment Authority, which plays a major role in the rebuilding of Orleans Parish in the aftermath of Hurricane Katrina. He is currently chairman of the Southeast Regional Airport Authority, which is charged with turning Louis Armstrong International Airport into a world-class transportation center and a significant economic development powerhouse.

President Cowen is also the co-founder of the Fleur-de-lis Ambassadors program, a group of New Orleans civic leaders dedicated to spreading the

message nationwide that post-Katrina New Orleans is an economically viable, livable city with a recovery plan in progress. The Ambassadors also actively seek additional support from businesses and philanthropic organizations around the country for the recovery of New Orleans.

Prior to coming to Tulane, President Cowen was a professor—and later dean—at Case Western Reserve University in Ohio for 23 years. He is the author of four books and more than 100 academic and professional articles, essays and reviews. Dr. Cowen's areas of scholarship and teaching focus on strategic financial management systems, corporate governance and leadership. He has held leadership positions in national academic and professional associations, including the American Council on Education, the National Association of Independent Colleges and Universities and the NCAA. He currently serves as a board member for the National Merit Scholarship Corporation and the Council of Higher Education Accreditation (CHEA). In 2003, President Cowen led an effort with his fellow university leaders to reform intercollegiate athletics and ensure that their sports programs are consistent with the values, missions and aspirations of their institutions. President Cowen has consulted with dozens of companies, from start-ups to Fortune 100 companies. He is currently a board member of Newell Rubbermaid, Inc., American Greetings, JoAnn Stores and Forest City Enterprises.

President Cowen received his bachelor's degree from the University of Connecticut in 1968. After serving a three-year term in the U.S. Army as an infantry officer from 1968-1971, he went back to school and received his masters and doctoral degrees, respectively, from The George Washington University in the fields of finance and management.

President Cowen and his wife, Marjorie, have four adult children and two grandchildren.

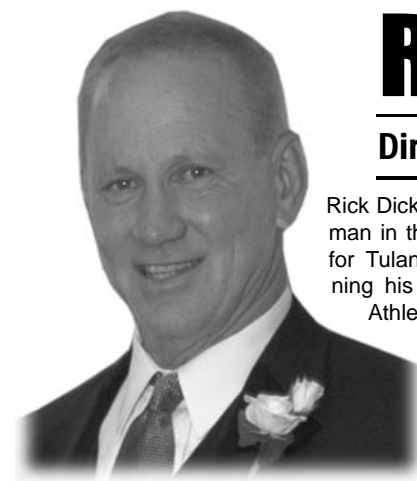


Scott & Marjorie Cowen



Rick Dickson

Director of Athletics • 12th Year at Tulane • Tulsa, Okla. • Tulsa, 1976



Rick Dickson has proven to be the right man in the right place at the right time for Tulane University Athletics. Beginning his 12th year as the Director of Athletics at Tulane, Dickson has not only sustained Green Wave Athletics, but led its transformation to a model Division I Athletics program.

Dickson was the recipient of the 2004 Award for Outstanding Contribution to Amateur

Football by the National Football Foundation and College Hall of Fame for his leadership in guiding Tulane Athletics through the difficult time of the university's Board review. In 2006, he was awarded the United States Sports Academy Distinguished Service Award for skillfully directing the department through the unprecedented adversity of Hurricane Katrina.

His swift and decisive response to these challenges saved Tulane Athletics, allowing student-athletes and staff to continue to represent Tulane as one of the nation's premier universities and athletics programs.

During the 2005-06 campaign, Dickson kept Tulane Athletics teams viable by first overseeing the evacuation of student-athletes from New Orleans in advance of Hurricane Katrina, and then providing opportunities for the Green Wave's teams to continue competing while dispersed to four campuses in Louisiana and Texas. Working with no home facilities, a depleted budget, and Tulane shut down for the fall, Green Wave Athletics was charged to "Carry the Torch, Be the Face and Represent the Name" not only of Tulane but New Orleans and the entire Gulf region.

In the aftermath of Katrina, Dickson oversaw and presented a plan to the Tulane Board of Administrators to return the Green Wave athletics programs to full-time Division I status with the full complement of the required 16 sports. He took great satisfaction when the reinstatement plan was adopted by the board in 2007.

In July of 2010, Dickson saw his plan come to fruition as Tulane announced its final two sports and returned the athletics department to full time status with 16 sports for the first time since 2005.

In 2006-07, Dickson and former NCAA President Myles Brand were among the many to praise Tulane's student-athletes and staff for their strong academic performance despite Hurricane Katrina. In the fifth year of the NCAA's Academic Performance Rates, all 14 of Tulane's current varsity sports teams scored well above their national averages, marking the fourth straight year that TU's student-athletes had performed above the national average in the classroom for their respective sports.

The 2008-09 campaign saw the addition of four new programs—women's golf, women's tennis, men's cross country and men's outdoor track & field—return to the varsity sports lineup and each sport turned in solid first seasons.

Off the playing field, Tulane University student-athletes once again proved to be one of the best groups in the country with their performance in the classroom as all eight of TU's varsity sports teams for the 2007-08 campaign scored well above their national averages for the fourth straight year according to the most recent multi-year APR.

The 2009-10 campaign saw the return of men's tennis and women's swimming & diving, bringing the Green Wave's lineup to 14 sports and the University recently announced the addition of two more sports - women's bowling and sand volleyball - for the 2011-12 school year.

Each year of Dickson's tenure Tulane student-athletes have achieved the highest levels in the classroom – compiling semester grade point average of 3.0 and ranking among the NCAA leaders in graduation rates – while excelling on the field; Tulane remains among the C-USA leaders in conference titles and NCAA appearances.

In 2003, Dickson assumed the task of building a permanent foundation of support for Tulane Athletics through the Perpetual Wave Cam-

paign. The \$65 million campaign was initiated in 2003 following a Board review, which resulted in a unanimous resolution reaffirming the institution's NCAA status. During the review, Dickson guided the department through an intense campaign that saw football season ticket sales more than double, as well as securing funding for the new baseball stadium and numerous other facilities and program updates.

Dickson's efforts to grow the fan base and establish a plan for long-term financial stability comes on the heels of some of the most successful athletics seasons in school history. Under Dickson's watch, Tulane teams have won 26 Conference USA Championships and advanced to NCAA postseason play 32 times, including two trips to the College World Series and three appearances in the NCAA Women's Golf National Championships.

Under Dickson, Tulane continues to upgrade its facilities. Greer Field at Turchin Stadium (baseball) was completed in 2008 and the Goldring Tennis Complex was renovated and resurfaced for the men's and women's tennis programs in 2010. Improvements to Fogelman Arena are ongoing, and a new field surface and track for the Westfeldt Practice & Competition Facility was installed in 2006.

Tulane announced its next crown jewel in athletic facilities in July 2010 with a new practice facility for the basketball and volleyball teams. The facility is scheduled to be completed by November 2011.

Dickson has hired and retained successful coaches, bringing in Bob Toledo (football), Ed Conroy (men's basketball), Eric Peterson (track & field/cross country) and essentially retaining successful coaches Lisa Stockton (women's basketball) and Rick Jones (baseball) with long-term contract extensions. Dickson took the first step in the rebuilding of Tulane's sports programs when he hired head coaches J.T. Horton (women's golf) and Terri Sisk (women's tennis) in 2007. Mark Booras (men's tennis) and Lena Guarriella (women's swimming and diving) joined the coaching line-up joined the line-up in 2008, while Sinisa Momic (volleyball) was hired in the spring of 2009.

A native of Tulsa, Oklahoma, Dickson came to Tulane from Washington State, where he served as athletics director from 1994-2000. At WSU, Dickson oversaw an athletics program that was recognized nationally for its success in dealing with gender equity issues. He raised funds for a capital campaign for scholarships and endowments, an indoor practice facility, and the renovation of Bohler Gymnasium. Washington State enjoyed on-the-field success during his tenure, highlighted by the football team's first Rose Bowl appearance in 67 years in 1998.

Prior to that, he spent six years as athletic director at his alma mater, The University of Tulsa, where he was instrumental in forming a football scheduling alliance that evolved into Conference USA, and the expansion of the Western Athletic Conference.

Dickson and his wife, Brenda, are the parents of three daughters: Kari, Kasi and Kelli; and a son, Doug.



The Dickson Family: (L-R) Rick, Kari, Kasi, Kelli, Brenda and Doug.



BRETT BENZIO

C • 6-3 • Sr.

Palm City, Fla.

Jensen Beach HS

Career Notes: Three-year letterwinner has played in 92 games with 71 starts for her career...enters senior season averaging 7.8 points, 8.0 rebounds, 1.1 assists, 0.7 steals and 1.7 blocks per game...enters final collegiate campaign ranked third in Tulane career history in blocks per game (1.7), fourth in both rebounds per game (8.0) and blocked shots (156), fifth in defensive rebounds (503), sixth in total rebounds (732), and ninth in offensive rebounds (229)...set a Tulane single-season record with 214 defensive rebounds as a freshman during the 2008-09 campaign while her 296 total rebounds and 9.3 rebounds-per-game average that season ranks fourth and seventh in school history...in addition, her 75 blocks and 2.3 blocks per game as a junior in 2010-11 both rank fourth in the Tulane single-season record book.

2010-11: Saw action in 32 games with 21 starts as a junior...led the team in rebounds (236), rebounds per game (7.4) and blocks (75) while ranking third in field goal percentage (.519) and fifth in both minutes played (802) and minutes per game (25.1)...paced Conference USA in blocks per game (2.3) while sitting fifth in field goal percentage, seventh in defensive rebounds per game (4.8), ninth in total rebounds per game, and 12th in offensive rebounds per game (2.5)...ranked 24th in NCAA in blocks per game...scored in double digits seven times, including a season-high 18 points on 9-of-15 shooting vs. Cal State Fullerton (11/28)...recorded double-digit rebound totals eight times, including a career-best 20 in the C-USA semifinals vs. Houston (3/11) – at total which is tied for third in Tulane single-game history...posted two double-doubles with 10 points and 11 rebounds vs. Southern Miss (1/20) and with 13 points and 20 boards vs. Houston (3/11)...had a season-high three assists vs. Nicholls State (12/28) and vs. Rice (1/27)...recorded 19 multiple-block outings, including a career-high nine vs. East Carolina (1/13), which is tied for second in Tulane single-game history...tallied a season-best three steals vs. South Alabama (11/13) and against Saint Joseph's (12/3)...played at least 30 minutes eight times, including a career-long 39-minute effort vs. Southern Miss (1/20)...off the court, was a member of the C-USA Commissioner's Honor Roll and Tulane's 3.0 Club.

2009-10: Played in 28 games with 22 starts as a sophomore...led team in rebounds (200), rebounds per game (7.1) and blocked shots (34) while ranking second in field goal percentage (.519), fifth in free throws made (44) and free throw percentage (.667) and sixth in both points (210) and points per game (7.5)...missed five games and played limited minutes in others due to a lingering foot injury...finished fifth in Conference USA in field goal percentage, sixth in blocks per game (1.2) and eighth in rebounds per game (7.1)...scored in double digits on eight occasions, including a season-best 18 on 8-of-10 shooting at South Alabama (12/1)...tallied double-digit rebounds seven times, including a season-best 17 (6 offense, 11 defense) vs. UAB in the C-USA championship game (3/12)...had a quartet of point/rebound double-doubles, including a 16-point, 14-rebound effort against Loyola-Maryland (11/21) to go along with three assists, a block and a steal...was a perfect 6-for-6 from the field against Louisiana-Monroe (11/13) and vs. Longwood on (12/25)...had a season-best four blocks vs. Prairie View in the Big Easy Classic (12/4)...played at least 30 minutes on six occasions, including a season-best 37 minutes vs. Georgia in the NCAA Tournament (3/20)...off the court, was a member of the C-USA Commissioner's Honor Roll and Tulane's 3.0 Club.

2008-09: Saw action in all 32 games with 28 starts as a true freshman...earned Conference USA All-Freshman Team honors after leading the team in rebounds (296), rebounds per game (9.3) and blocks (47) while ranking second in field goals made (108), minutes played (946) and

minutes per game (29.6), third in free throws made (59), fourth in free throw percentage (.634), tied for fourth in points per game (8.6) and fifth in points (275), assists (45) and steals (32)...finished fifth in Conference USA in rebounds per game, seventh in blocks per game (1.47) and ninth in field goal percentage...ranked 44th in NCAA in rebounding and was the No. 2 freshman rebounder in all of Division I...named C-USA Freshman of the Week on Jan. 5 after averaging 15.0 points and 14.0 rebounds over a pair of games...scored in double digits 13 times and had double-digit rebound totals on 16 occasions...had nine double-doubles, including a career-high 19 points and a season-best 15 rebounds at UTEP (1/2)...also had 19 points vs. Houston (1/9) and 15 rebounds vs. Louisiana-Lafayette (11/26)...had 11 multiple-block games, including a season-high seven stuffs vs. Houston (1/9)...posted career highs with eight assists and four steals vs. Southern Miss (2/19)...played in 30 or more minutes 16 times, including as season-long 36 at Louisiana-Monroe (11/29), at UTEP (1/2) and at Marshall (2/5)...off the court, was a member of the C-USA Commissioner's Honor Roll and Tulane's 3.0 Club.

High School: Four-year letterwinner at Jensen Beach High for coach for coach Theresa Iullicci...helped guide the Falcons to a combined 73-14 record over her final three prep seasons, advance to the state playoffs each time and win the 4A state title as a junior...tabbed second-team all-state as a junior and senior...earned all-area honors all four seasons: honorable mention as a freshman and first-team each of her last three years...also named FHSA Academic All-State in 2008...ranked No. 29 player in the state by FloridaHoops.com after averaging 15.0 points and 12.0 rebounds per game and tallying 94 blocks, 65 steals and 56 assists as a senior...averaged 13.7 points and 11.4 rebounds per games as a junior...as a sophomore, averaged 13.0 points, 10.0 rebounds and 1.4 blocks per outing...also lettered four years in volleyball where she was a two-time all-state selection, while claiming the Scripps Treasure Coast Newspapers Player of the Year and leading her team to a state champion-





ship as a senior...off the court, was an AP Scholar Award winner and was named JBH's Scholar-Athlete of the Year as a junior and senior...graduated with a 3.95 GPA and ranked 24th in a class of 321.

Personal: Born Brett Elizabeth Benzio on April 27, 1990, in Carol Stream, Ill...daughter of Edward and Barbara Benzio...has one brothers, Brian, and two sisters; Brooke and Brittney...majoring in business management.

Benzio's Career Statistics

Year	GP-GS	Min/Avg	FG-FGA	FG%	3P-3PA	3P%	FT-FTA	FT%
2008-09	32-28	108/29.6	108-231	.468	0-0	.000	59-93	.634
2009-10	28-22	668/23.9	83-160	.519	0-0	.000	44-66	.667
2010-11	32-31	802/25.1	94-181	.519	0-0	.000	45-70	.643
Career	92-71	2416/26.3	285-572	.498	0-0	.000	148-229	.646

Year	OR-DR-TR	Avg.	PF-FO	Ast	To	Blk	Stl	Pts	Avg.
2008-09	82-214-296	9.3	75-2	45	52	47	32	275	8.6
2009-10	66-134-200	7.1	59-1	31	43	34	13	210	7.5
2010-11	81-155-236	7.4	69-0	28	44	75	21	233	7.3
Career	229-503-732	8.0	203-3	104	139	156	66	718	7.8

Benzio's Game-By-Game Statistics

Date/Opponent	St	Min	FG/A	Pct	3/A	Pct	FT/A	Pct	O/D/T	PF	A/To/Bk/St	Pts
11/14 Illinois State		28	3/4	.750	0/0	.000	2/4	.500	2/10/12	3	0/3/2/0	8
11/16 at Arizona St.	*	28	2/4	.500	0/0	.000	1/2	.500	1/7/8	4	3/1/0/0	5
11/20 at VCU		25	0/5	.000	0/0	.000	2/2	1.000	2/2/4	3	1/3/1/0	2
11/24 at LSU	*	31	3/8	.375	0/0	.000	2/4	.500	3/6/9	3	1/4/0/2	8
11/26 UL-Lafayette	*	26	4/6	.667	0/0	.000	4/7	.571	6/9/15	2	1/3/0/0	12
11/29 at UL-Monroe	*	36	4/8	.500	0/0	.000	1/2	.500	2/10/12	2	2/0/1/0	9
12/5 vs Jackson St.	*	27	2/4	.500	0/0	.000	1/2	.500	1/10/11	2	3/1/1/0	5
12/6 Indiana State	*	33	7/11	.636	0/0	.000	3/4	.750	4/9/13	2	1/1/5/1	17
12/17 at Nicholls St.	*	21	5/6	.833	0/0	.000	0/0	.000	1/4/5	1	0/1/1/0	10
12/20 Alabama St.	*	23	2/6	.333	0/0	.000	2/2	1.000	4/5/9	3	4/1/3/0	6
12/21 Providence	*	31	6/8	.750	0/0	.000	1/2	.500	2/9/11	1	1/2/1/1	13
12/28 Temple	*	35	5/9	.556	0/0	.000	0/0	.000	2/6/8	5	0/2/0/1	10
12/30 South Florida	*	35	4/11	.364	0/0	.000	3/4	.750	3/10/13	3	1/2/4/2	11
1/2 at UTEP	*	36	8/12	.667	0/0	.000	3/4	.750	5/10/15	2	1/2/0/2	19
1/4 at Georgia Tech	*	28	1/4	.250	0/0	.000	2/4	.500	1/7/8	3	1/1/0/2	4
1/9 Houston	*	35	8/11	.727	0/0	.000	3/7	.429	2/8/10	3	1/5/7/3	19
1/11 Rice	*	25	3/10	.300	0/0	.000	6/6	1.000	1/12/13	2	1/1/1/2	12
1/18 UTEP	*	34	4/6	.667	0/0	.000	0/0	.000	4/8/12	1	0/1/3/0	8
1/22 SMU	*	31	3/6	.500	0/0	.000	1/1	1.000	2/5/7	2	1/2/3/3	7
1/24 Tulsa	*	23	0/4	.000	0/0	.000	1/2	.500	3/0/3	3	0/1/2/1	1
1/29 at UAB	*	30	3/6	.500	0/0	.000	0/0	.000	1/7/8	1	1/2/0/0	6
1/31 at Memphis	*	27	4/7	.571	0/0	.000	0/0	.000	0/5/5	1	0/1/2/3	8
2/5 at Marshall	*	36	3/11	.273	0/0	.000	2/3	.667	2/10/12	1	2/3/1/2	8
2/9 East Carolina	*	32	3/9	.333	0/0	.000	3/5	.600	6/5/11	5	2/1/3/0	9
2/12 at Houston	*	30	1/6	.167	0/0	.000	3/5	.600	2/5/7	1	1/0/2/0	5
2/14 at Rice	*	28	5/9	.556	0/0	.000	1/2	.500	4/8/12	2	0/5/1/0	11
2/19 S.Miss	*	32	1/5	.200	0/0	.000	0/0	.000	3/7/10	2	8/1/1/4	2
2/21 UCF	*	30	4/6	.667	0/0	.000	2/3	.667	1/5/6	2	3/0/1/2	10
2/26 at SMU	*	28	2/7	.286	0/0	.000	3/4	.750	3/4/7	3	1/0/1/0	7
2/28 at Tulsa	*	26	3/7	.429	0/0	.000	4/4	1.000	2/1/3	4	0/1/0/1	10
3/5 vs Tulsa	*	27	4/8	.500	0/0	.000	2/4	.500	3/7/10	2	0/1/0/0	10
3/6 vs Southern Miss	*	29	1/7	.143	0/0	.000	1/4	.250	4/2/7	1	4/0/0/0	3

2009-10

Date/Opponent	St	Min	FG/A	Pct	3/A	Pct	FT/A	Pct	O/D/T	PF	A/To/Bk/St	Pts
11/13 UL-Monroe	*	25	6/6	1.000	0/0	.000	0/0	.000	5/7/12	2	2/1/3/0	12
11/20 vs Liberty	*	21	2/3	.667	0/0	.000	1/2	.500	0/2/0	0	1/1/1/0	5
11/21 vs Loyola-Md	*	33	5/10	.500	0/0	.000	6/8	.750	3/11/14	2	3/3/1/1	16
11/25 LSU	*	29	3/5	.600	0/0	.000	0/2	.000	1/7/8	5	2/1/2/1	6
12/1 at South Ala.	*	34	8/10	.800	0/0	.000	2/2	1.000	2/6/8	3	2/2/1/2	18
12/4 Prairie View	*	34	4/10	.400	0/0	.000	3/4	.750	6/5/11	1	2/1/4/0	11
12/5 vs Longwood	*	20	6/6	1.000	0/0	.000	2/3	.667	1/6/7	2	1/0/1/1	14
12/17 at South Florida	*	30	1/7	.143	0/0	.000	2/2	1.000	2/4/6	2	0/0/0/0	4
12/20 S.F. Austin	*	25	1/5	.200	0/0	.000	2/2	1.000	3/7/10	3	1/5/1/1	4
12/22 McNeese St.	*	14	3/4	.750	0/0	.000	3/3	1.000	1/4/5	0	1/2/2/0	9
12/29 Texas Tech		17	3/4	.750	0/0	.000	0/0	.000	1/3/4	3	3/0/1/0	6
1/8 Houston	*	29	4/6	.667	0/0	.000	1/2	.500	5/8/13	1	1/6/2/0	9
1/10 Rice	*	17	1/4	.250	0/0	.000	0/0	.000	1/6/7	2	1/2/1/0	2
1/15 at Tulsa	*	26	3/5	.600	0/0	.000	3/4	.750	5/3/8	4	0/2/1/2	9
1/17 at SMU	*	23	3/6	.500	0/0	.000	0/0	.000	1/3/4	1	1/2/0/0	6
2/5 Tulsa		10	0/2	.000	0/0	.000	0/0	.000	0/1/1	2	0/0/0/1	0
2/7 SMU		17	2/4	.500	0/0	.000	0/0	.000	0/2/1	1	2/1/0/2	4
2/11 at Marshall		25	3/6	.500	0/0	.000	7/10	.700	3/5/8	3	1/3/2/0	13
2/13 at East Carolina	*	21	1/2	.500	0/0	.000	3/4	.750	0/4/4	4	1/1/0/0	5

2/18 Memphis	*	25	3/11	.273	0/0	.000	2/2	1.000	5/3/8	1	1/0/2/0	8
2/20 UAB	*	17	2/4	.500	0/0	.000	0/1	.000	1/1/2	0	0/0/1/0	4
2/25 at Rice	*	25	1/6	.167	0/0	.000	1/3	.333	4/8/12	1	1/2/2/1	3
2/27 at Houston	*	17	1/5	.200	0/0	.000	0/0	.000	2/5/7	3	1/0/1/0	2
3/3 at UTEP	*	15	1/4	.250	0/0	.000	0/0	.000	0/1/1	2	1/1/1/0	2
3/9 vs UCF	*	28	4/6	.667	0/0	.000	0/1	.000	2/5/7	3	0/1/0/0	8
3/10 vs E.Carolina	*	19	4/5	.800	0/0	.000	2/3	.667	0/4/4	2	2/1/2/1	10
3/12 vs UAB	*	35	4/6	.667	0/0	.000	3/4	.750	6/11/17	4	0/3/0/0	11
3/20 vs Georgia	*	37	4/8	.500	0/0	.000	1/4	.250	6/2/8	2	0/2/2/0	9

2010-11

Date/Opponent	GS	Min	FG/A	Pct	3/A	Pct	FT/A	Pct	O/D/T	PF	A/To/Bk/St	Pts
11/13 South Alabama	*	35	2/8	.250	0/0	.000	5/6	.833	8/4/12	3	2/2/3/3	9
11/16 Mississippi St.	*	11	1/3	.333	0/0	.000	1/2	.500	2/0/2	0	0/1/1/0	3
11/20 at S.F. Austin	DNP	---	---	---	---	---	---	---	---	---	---	---
11/23 at LSU		20	1/3	.333	0/0	.000	1/3	.333	3/0/3	1	0/1/0/0	3
11/27 vs Portland St.		19	2/4	.500	0/0	.000	1/4	.250	2/2/4	2	2/2/0/0	5
11/28 vs CS Fullerton	*	30	9/15	.600	0/0	.000	0/0	.000	5/3/8	3	0/2/1/1	18
12/3 Saint Joseph's	*	31	3/5	.600	0/0	.000	0/0	.000	4/6/10	3	2/2/2/3	6
12/5 Detroit	*	31	3/9	.333	0/0	.000	2/3	.667	5/5/10	3	2/0/2/0	8
12/17 Louisiana Tech	DNP	---	---	---	---	---	---	---	---	---	---	---
12/20 at UL-Monroe	*	28	5/9	.556	0/0	.000	1/2	.500	1/3/4	2	1/2/3/1	11
12/29 Nicholls State		27	4/4	1.000	0/0	.000	4/4	1.000	0/7/7	2	3/2/6/0	12
12/30 Old Dominion	*	28	3/4	.750	0/0	.000	3/4	.750	4/4/8	2	2/3/2/0	9
1/3 Southeastern La.	*	25	5/7	.714	0/0	.000	3/4	.750	2/5/7	3	0/2/7/0	13
1/6 SMU	*	35	2/8	.250	0/0	.000	1/2	.500	5/11/16	0	1/1/5/0	5
1/9 at UAB	*	25	1/2	.500	0/0	.000	0/0	.000	1/4/5	2	2/2/5/1	2
1/13 East Carolina	*	26	2/4	.500	0/0	.000	2/3	.667	2/5/7	4	2/1/9/0	6
1/16 at Marshall	*	31	3/5	.600	0/0	.000	0/0	.000	0/9/9	1	0/1/2/1	6
1/20 Southern Miss	*	39	4/8	.500	0/0	.000	2/4	.500	3/8/11	3	0/0/2/1	10
1/23 at Tulsa	*	28	7/9	.778	0/0	.000	1/2	.500	2/7/9	4	0/0/2/0	15
1/27 Rice	*	29	3/6	.500	0/0	.000	0/0	.000	1/3/4	2	3/2/2/0	6
1/30 UTEP	*	23	3/4	.750	0/0	.000	2/4	.500	3/3/6	2	1/4/1/1	8
2/3 at SMU	*	32	1/3	.333	0/0	.000	2/2	1.000	2/5/7	3	2/2/1/1	4
2/6 Houston	*	29	3/4	.750	0/0	.000	2/4	.500	2/9/11	2	0/2/4/2	8
2/13 at UTEP	*	19	1/4	.250	0/0	.000	0/0	.000	1/1/2	2	0/2/1/0	2
2/17 at UCF	*	24	2/5	.400	0/0	.000	2/2	1.000	1/3/4	1	1/1/1/0	6
2/20 Memphis		20	3/3	1.000	0/0	.000	0/0	.000	2/9/11	2	0/0/3/0	6
2/24 at Rice		16	2/4	.500	0/0	.000	1/1	1.000	0/2/2	2	1/0/0/2	5
2/27 Tulsa		16	0/2	.000	0/0	.000	1/2	.500	0/2/2	1	0/1/0/1	1
3/5 at Houston		12	4/6	.667	0/0	.000	1/2	.500	2/6/8	2	0/3/0/0	9
3/10 vs East Carolina		18	2/6	.333	0/0	.000	1/3	.333	3/3/6	1	0/1/1/0	5
3/11 vs Houston		26	5/11	.455	0/0	.000	3/4	.750	8/12/20	1	0/0/2/1	13
3/12 vs UCF		25	2/5	.400	0/0	.000	2/2	1.000	1/4/5	3	0/1/1/0	6
3/17 Southern		19	4/5	.800	0/0	.000	1/1	1.000	1/6/7	3	1/1/5/0	9
3/21 Oral Roberts		25	2/6	.333	0/0	.000	0/0	.000	5/4/9	4	0/0/1/2	4





including a career-best three swats at Stephen F. Austin (11/20)...played in at least 30 minutes 10 times, including a career-long 38 at LSU (11/23).

High School: Four-year letterwinner at University High where she saw time at guard and forward for coach Bonita Johnson after playing varsity as a sixth-grader at Bethany Christian... averaged 27.4 points, 7.0 rebounds, 3.4 assists and 4.0 steals per game as a prepster...named first-team all-state, all-metro and all-district in each of her final two prep seasons...as a senior, averaged 25.0 points, 10.2 rebounds and 5.1 steals per game and helped the Kittens to a 38-1 overall record while finishing state runners-up...earned Class 2A State Most Outstanding Player, District 7-2A MVP and Metro MVP honors, and was named the girls' basketball Star of Stars by The Advocate...claimed a spot on the 2010 LHSAA Ladies Top 28 All-Tournament Team after scoring 57 points in two games, including 32 in the championship contest vs. St. Thomas Aquinas...also selected to participate in the LHSCA All-Star Game where she scored 11 points for the East in an 89-59 win...as a junior, averaged 27.4 points and 8.0 rebounds per game en route to earning All-District 8-2A honors, sharing the district's Player of the Year award and being named a finalist for the Gatorade Player of the Year...as a junior, averaged 27.4 points and 8.0 rebounds en route to earning district co-Player of the Year and LSWA MVP recognition...missed most of sophomore year with a knee injury but rebounded to play well in the Team GA/LINA over the summer and the Skills Select National Camp early the following fall...named honorable-mention all-state and claimed all-district honors as a freshman after averaging 12.5 points per game...during her varsity season at Bethany Christian, earned second-team all-state, first-team all-district and district MVP recognition...off the court, was a member of the Sierra Club, Environmental Club, 3.5 GPA Club and Science Olympiad Team...graduated as an International Baccalaureate Certificate Student.

Personal: Born Whitney Deon Bibbins on Dec. 15, 1991, in Baton Rouge, La...daughter of Troy and Ann Bibbins...has one brother, Troy Jr...majoring in public health.

Bibbins' Career Statistics

Year	GP-GS	Min/Avg	FG-FGA	FG%	3P-3PA	3P%	FT-FTA	FT%
2010-11	26-17	658/25.3	79-182	.434	4-21	.190	34-46	.739

Year	OR-DR-TR	Avg.	PF-FO	Ast	To	Blk	Stl	Pts	Avg.
2010-11	57-72-129	5.0	31-0	21	31	15	21	196	7.5

Bibbins' Game-By-Game Statistics

2010-11

Date/Opponent	St	Min	FG/A	Pct	3/A	Pct	FT/A	Pct	O/D/T	PF	A/To/Bk/St	Pts
11/13 South Alabama		31	5/10	.500	0/3	.000	0/0	.000	2/3/5	1	1/1/0/3	10
11/16 Mississippi St.		28	4/8	.500	0/1	.000	2/2	1.000	4/7/11	0	1/3/1/1	10
11/20 at S.F. Austin	*	27	4/8	.500	0/1	.000	6/7	.857	2/1/3	1	0/0/3/1	14
11/23 at LSU	*	38	2/10	.200	1/2	.500	2/2	1.000	3/5/8	2	1/5/2/0	7
11/27 vs Portland St.	*	31	3/7	.429	0/2	.000	0/0	.000	0/1/1	1	1/1/0/1	6
11/28 vs CS Fullerton	*	28	7/10	.700	0/0	.000	1/2	.500	2/6/8	1	0/2/0/0	15

12/3 Saint Joseph's	*	35	2/8	.250	0/0	.000	7/9	.778	6/0/6	1	1/2/0/0	11
12/5 Detroit	*	30	4/11	.364	0/1	.000	3/4	.750	6/5/11	1	1/0/1/1	11
12/17 Louisiana Tech	*	32	5/8	.625	1/2	.500	2/4	.500	2/5/7	1	2/3/1/1	13
12/20 at UL-Monroe	*	19	0/4	.000	0/1	.000	0/2	.000	1/3/4	1	2/2/0/0	0
12/29 Nicholls State		18	3/5	.600	0/1	.000	1/1	1.000	0/2/2	1	1/1/2/0	7
12/30 Old Dominion	*	23	3/9	.333	0/0	.000	0/0	.000	4/1/5	1	0/1/0/1	6
1/30 UTEP		9	0/1	.000	0/0	.000	0/0	.000	0/1/1	1	1/0/0/1	0
2/3 at SMU		11	1/2	.500	1/2	.500	0/0	.000	0/0/0	0	1/0/0/0	3
2/6 Houston		13	0/3	.000	0/0	.000	0/0	.000	1/1/2	2	0/0/0/1	0
2/13 at UTEP		17	1/2	.500	0/0	.000	1/2	.500	0/1/1	1	0/1/1/0	3
2/17 at UCF	*	31	3/8	.375	0/1	.000	0/0	.000	3/0/3	2	0/1/1/1	6
2/20 Memphis	*	26	6/12	.500	0/2	.000	3/3	1.000	4/1/5	0	0/0/0/2	15
2/24 at Rice	*	34	3/5	.600	1/1	1.000	0/0	.000	2/4/6	0	2/0/0/0	7
2/27 Tulsa		19	2/7	.286	0/1	.000	0/0	.000	2/2/4	1	1/0/0/1	4
3/5 at Houston	*	37	7/12	.583	0/0	.000	0/0	.000	3/2/5	3	0/1/2/1	14
3/10 vs East Carolina	*	21	4/7	.571	0/0	.000	0/0	.000	3/5/8	3	0/0/0/0	8
3/11 vs Houston	*	29	2/6	.333	0/0	.000	1/2	.500	2/4/6	1	0/1/0/1	5
3/12 vs UCF	*	30	5/8	.625	0/0	.000	0/0	.000	2/6/8	2	2/1/1/0	10
3/17 Southern	*	18	1/5	.200	0/0	.000	4/4	1.000	2/2/4	1	1/1/0/2	6
3/21 at Oral Roberts		23	2/6	.333	0/0	.000	1/2	.500	1/4/5	2	2/4/0/2	5



BROOKE BLANKENSHIP

F • 5-10 • So.

Heber Springs, Ark.

Heber Springs HS

2010-11: Played in 10 games as a true-freshman walk-on...scored first career points on a pair of free throws vs. Southern in the first round of the WNIT (3/17)...tallied first career shot, assist and rebound vs. Southeastern Louisiana (1/3)...played a season-high three minutes vs. Southeastern Louisiana (1/3) and again vs. Southern (3/17)...also saw action against Mississippi State (11/16), at Stephen F. Austin (11/20), vs. Cal State Fullerton (11/28), at UAB (1/9), at Marshall (1/16), at Tulsa (1/23), vs. Memphis (2/20) and against Houston in the Conference USA Championship semifinals (3/11)...off the court, was a member of the C-USA Commissioner's Honor Roll and Tulane's 3.0 Club...also earned C-USA Academic Medal honors for posting a GPA higher than 3.75.

High School: Three-year letterwinner at Heber Springs High for coach Jamie Riddle...helped lead the team to a pair of conference runner-up finishes, a regional finals and one state playoff appearance...named all-conference as a senior after averaging 16.0 points and 10.0 rebounds per game...a three-sport standout as a prepster, also earned four letters in softball and golf...on the diamond, twice earned Team Offensive MVP honors, hit .766 as a junior and set the school's single-season and career





home run records while helping the Lady Panthers win four consecutive conference titles, three district championships, three regional titles and advance to the state semifinals twice...on the links, claimed district medalist honors twice and was named all-state as a senior...off the court, was a member of the Quiz Bowl, Mathletes, Student Council and Beta Club...graduated valedictorian and was a Governor's Achievement Scholar.

Personal: Born Brooke Nicole Blankenship on July 6, 1992, in Somerville, N.J...daughter of Joseph and Brenda Blankenship...has three brothers: Frazier, Hayden and Brandon...undecided on major.

Blankenship's Career Statistics

Year	GP-GS	Min/Avg	FG-FGA	FG%	3P-3PA	3P%	FT-FTA	FT%
2010-11	10-0	14/1.4	0-3	.000	0-1	.000	2-2	1.00

Year	OR-DR-TR	Avg.	PF-FO	Asst	To	Blk	Stl	Pts	Avg.
2010-11	1-1-2	0.2	0-0	1	2	0	0	2	0.2

Blankenship's Game-By-Game Statistics

2010-11

Date/Opponent	St	Min	FG/A	Pct	3/A	Pct	FT/A	Pct	O/D/T	PF	A/To/Bk/St	Pts
11/16 Mississippi St.	1	0/0	.000	0/0	.000	0/0	.000	0/0/0	0	0/0/0/0	0	0
11/20 at S.F. Austin	2	0/0	.000	0/0	.000	0/0	.000	0/0/0	0	0/1/0/0	0	0
11/28 vs CS Fullerton	1	0/0	.000	0/0	.000	0/0	.000	0/0/0	0	0/0/0/0	0	0
1/3 Southeastern La.	3	0/1	.000	0/0	.000	0/0	.000	0/1/1	0	1/0/0/0	0	0
1/9 at UAB	0+	0/0	.000	0/0	.000	0/0	.000	0/0/0	0	0/0/0/0	0	0
1/16 at Marshall	2	0/1	.000	0/1	.000	0/0	.000	0/0/0	0	0/1/0/0	0	0
1/23 at Tulsa	1	0/0	.000	0/0	.000	0/0	.000	0/0/0	0	0/0/0/0	0	0
2/20 Memphis	1	0/0	.000	0/0	.000	0/0	.000	0/0/0	0	0/0/0/0	0	0
3/11 vs Houston	0+	0/0	.000	0/0	.000	0/0	.000	0/0/0	0	0/0/0/0	0	0
3/17 Southern	3	0/1	.000	0/0	.000	2/2	1.000	1/0/1	0	0/0/0/0	2	2



OLIVIA GRAYSON

G • 5-8 • Jr.

Metairie, La.

Archbishop Chapelle HS

Career Notes: Two-year letterwinner has played in 67 games with 50 starts for her career...enters junior season averaging 9.6 points, 5.1 rebounds, 3.9 assists, 1.6 steals and 0.4 blocks per game...career assist-per-game average ranks third in Tulane history...holds Green Wave single-season record with 1,168 minutes played as a sophomore in 2010-11...also ranks fourth in the Tulane single-season record book in assists (168), seventh in assists per game (4.9) and ninth in minutes per game (34.4).

2010-11: Saw action in all 34 games with 33 starts as a sophomore...led the team in assists (168), minutes played (1168) and minutes per game (34.4) while finishing second in 3-pointers (33), 3-point percentage (.306), free throw percentage (.722) and rebounds (193), tied for second in rebounds per game (5.7), third in free throws made (91) and steals (55), and fourth in points (370), points per game (10.9), field goals made (123) and blocks (12)...paced Conference USA in minutes per game while ranking third in assists per game (4.9), eighth in assist-to-turnover ratio (1.2), 11th in defensive rebounds per game (4.5) and free throw percentage, 19th in rebounds per game and 22nd in points per game...finished 47th in NCAA in assists per game...named Louisiana Player of the Week on Nov. 30 after averaging 18.0 points, 6.7 rebounds and 3.7 assists per game over the course of three contests, and claimed All-Tournament honors at the Colliers International Classic two days earlier after averaging 16.5 points, 7.0 rebounds, 4.5 assists and 0.5 steals in the Green Wave's two-game stint in Berkeley, Calif...tallied double-digit scoring totals 18 times, including a season-best 21 points against South Alabama (11/13) and at LSU (11/23), connecting on a season-high seven field goals in each contest...posted lone double-double of the year with 13 points and a season-best 11 rebounds vs. Portland State (11/27)...had four or more assists on 28 occasions, including a season-best nine vs. Southern Miss



(1/20)...had 15 multiple-steal games, including a career-best five swipes vs. Detroit (12/5)...played in at least 30 minutes in 27 games, including a career-long 44 vs. Southern Miss (1/20) and wire-to-wire, 40-minute performances against South Alabama (11/13), vs. Portland State (11/27) and vs. East Carolina in the C-USA Championship quarterfinals (3/10)...off the court, was a member of the C-USA Commissioner's Honor Roll and Tulane's 3.0 Club.

2009-10: Played in all 33 games with 17 starts as a true freshman...earned Conference USA All-Freshman Team honors after leading the team in free throw percentage (.744) while ranking second in assists (96), rebounds (151) and rebounds per game (4.6), tied for second in blocks (14), tied for third in free throws made (67), minutes (912) and minutes per game (27.6), fourth in steals (53), and fifth in points (275), points per game (8.3), field goals made (96) and 3-pointers made (16)...finished 13th in C-USA in assists per game (2.9), 14th in free throw percentage and 15th in steals per game (1.7)...named C-USA Freshman of the Week on Feb. 22 after averaging 9.0 points, 4.5 rebounds, 3.5 blocks, 2.5 assists and 2.0 steals per game while connecting on 7-of-13 shots from the field (.538)...tabbed co-Outstanding Female Amateur Athlete in the Greater New Orleans Area by the Allstate Sugar Bowl and the Greater New Orleans Sports Hall of Fame for her combined efforts as a rookie and her senior season at Archbishop Chapelle High...made an immediate impact in collegiate debut, scoring seven points, pulling down eight rebounds and handing out a career-best 10 assists in the season-opener vs. Louisiana Monroe (11/13)...tied career high with eight rebounds vs. UTEP (1/28)...scored in double digits 12 times, including a season-best 20 points on 9-of-15 shooting and a career-high 11 rebounds against Rice (1/10) for her lone double-double of the year...had five or more assists five times...posted 16 multiple-steal games, including a season-high four vs. Long Island in the Tulane/DoubleTree Classic (12/28) and at SMU (1/17)...played at least 30 minutes nine times during the 2009-10 season, including all 40 minutes against Houston (1/8) and a season-best 42 in an overtime win at Rice (2/25)...off the court, was a member of the C-USA Commissioner's Honor Roll and Tulane's 3.0 Club.

High School: Four-year letterwinner at Archbishop Chapelle High for coach Christi Theiler...helped lead the Chipmunks to a combined 65-22 record over her final three prep seasons, including a trip to the state quarterfinals as a sophomore, a state runner-up finish as a junior and a 5A state championship as a senior...completed career as Chapelle's all-time leading scorer with 2,180 points and averaged 16.2 points, 8.3 rebounds and 4.2 assists per game as a prepster...earned LHSAA Most Valuable Player honors, first-team all-state recognition and tabbed District 10-5A MVP as a junior and senior...as a senior, averaged 13.8 points, 9.2 rebounds, 3.3 assists and 3.2 steals per game to earn Army Reserve Athlete of the Year, Clarion Herald MVP honors...scored a game-high 12 points in Chapelle's 47-25 win over Lafayette in the 5A state title game to earn game

MVP honors...as a sophomore, averaged 16.2 points per game en route to earning Eastbank MVP recognition...averaged 15.4 points per contest as a sophomore...off the court, served as the youth president at Ninevan Baptist Church and graduated cum laude.

Personal: Born Olivia Nada Grayson on April 7, 1991, in Metairie, La... daughter of Alonzo Joseph and Allean Grayson...has three brothers: Andrew Nierman, Scott Grayson and Alonzo Joseph, Jr.; and three sisters: Lucria Dumas, Semaj Allen and Chanise Joseph...brother, Andrew Nierman, played football at Tulane and is currently the team's offensive graduate assistant coach....majoring in psychology.

Grayson's Career Statistics

Year	GP-GS	Min/Avg	FG-FGA	FG%	3P-3PA	3P%	FT-FTA	FT%
2009-10	33-17	912/27.6	96-256	.375	16-55	.291	67-90	.744
2010-11	34-33	1168/34.4	123-354	.347	33-108	.306	91-126	.722
Career	67-50	2080/31.0	219-610	.359	49-163	.301	158-216	.731

Year	OR-DR-TR	Avg.	PF-FO	Ast	To	Blk	Stl	Pts	Avg.
2009-10	49-102-151	4.6	68-0	96	108	14	53	275	8.3
2010-11	40-153-193	5.7	89-5	168	135	12	55	370	10.9
Career	89-255-344	5.1	157-5	264	243	26	108	645	9.6

Grayson's Game-By-Game Statistics

2009-10												
Date/Opponent	St	Min	FG/A	Pct	3/A	Pct	FT/A	Pct	O/D/T	PF	A/To/Bk/St	Pts
11/13 UL-Monroe		29	3/7	.429	0/0	.000	1/2	.500	2/6/8	1	10/4/0/0	7
11/20 vs Liberty		19	1/2	.500	0/0	.000	1/2	.500	0/0/0	2	2/7/0/1	3
11/21 vs Loyola-Md.		21	3/7	.429	2/3	.667	4/4	1.000	1/4/5	2	4/5/0/2	12
11/25 LSU		35	5/11	.455	1/2	.500	5/7	.714	1/3/4	3	5/3/0/0	16
12/1 at South Ala.		24	1/4	.250	0/0	.000	3/4	.750	0/2/2	1	2/3/0/1	5
12/4 Prairie View		18	0/5	.000	0/0	.000	0/0	.000	2/0/2	4	3/2/0/1	0
12/5 vs Longwood		20	2/3	.667	0/0	.000	2/3	.667	2/2/4	1	1/8/0/1	6
12/17 at South Florida	*	31	4/11	.364	2/4	.500	5/6	.833	0/2/0	1	1/3/0/2	15
12/20 S.F. Austin	*	32	5/11	.455	0/1	.000	1/2	.500	0/4/4	0	7/3/1/0	11
12/22 McNeese St.	*	21	4/9	.444	2/3	.667	0/0	.000	1/1/2	0	4/2/1/1	10
12/28 Long Island	*	23	2/9	.222	0/2	.000	3/6	.500	1/5/6	2	2/1/0/4	7
12/29 Texas Tech	*	32	6/14	.429	1/3	.333	0/0	.000	2/4/6	3	1/2/0/2	13
1/4 at SE Louisiana	*	28	5/11	.455	0/1	.000	2/2	1.000	2/1/3	2	6/2/0/2	12
1/8 Houston	*	40	4/11	.364	0/1	.000	4/4	1.000	2/4/6	4	2/7/2/2	12
1/10 Rice	*	29	9/15	.600	1/2	.500	1/1	1.000	0/5/5	2	1/2/0/1	20
1/15 at Tulsa	*	27	1/4	.250	0/2	.000	1/2	.500	2/4/6	2	0/8/0/3	3
1/17 at SMU	*	28	0/5	.000	0/2	.000	1/2	.500	0/4/4	3	3/4/0/4	1
1/23 Southern Miss	*	33	3/9	.333	2/5	.400	2/2	1.000	1/4/5	2	1/5/0/2	10
1/28 UTEP	*	29	1/6	.167	0/1	.000	2/2	1.000	4/4/8	4	1/2/0/2	4
1/31 at UCF	*	37	3/6	.500	1/1	1.000	2/2	1.000	1/3/4	4	3/3/1/1	9
2/5 Tulsa	*	31	2/9	.222	0/1	.000	7/9	.778	1/2/3	2	2/5/1/2	11
2/7 SMU	*	19	5/9	.556	0/1	.000	3/3	1.000	6/1/7	2	1/3/0/2	13
2/11 at Marshall	*	22	1/6	.167	0/1	.000	0/1	.000	2/1/3	2	1/4/0/2	2
2/13 at East Carolina		27	0/5	.000	0/2	.000	0/0	.000	3/2/5	1	3/3/0/2	0
2/18 Memphis		27	4/7	.571	2/3	.667	1/2	.500	1/4/5	3	1/1/2/1	11
2/20 UAB		30	3/6	.500	0/2	.000	1/2	.500	1/3/4	2	4/1/5/3	7
2/25 at Rice		42	6/16	.375	2/4	.500	8/10	.800	2/9/11	1	6/2/1/3	22
2/27 at Houston		24	1/4	.250	0/1	.000	0/0	.000	1/4/5	2	2/0/0/0	2
3/3 at UTEP		26	2/5	.400	0/0	.000	3/4	.750	2/2/4	1	2/3/0/1	7
3/9 vs UCF	*	32	4/9	.444	0/1	.000	0/0	.000	3/4/7	1	3/1/0/1	8
3/10 vs East Carolina		26	1/5	.200	0/2	.000	1/2	.500	1/5/6	2	5/3/0/0	3
3/12 vs UAB		28	4/13	.308	0/2	.000	3/4	.750	0/1/1	3	3/3/0/2	11
3/20 vs Georgia		22	1/5	.200	0/2	.000	0/0	.000	2/2/4	4	4/3/0/2	2

2010-11

Date/Opponent	GS	Min	FG/A	Pct	3/A	Pct	FT/A	Pct	O/D/T	PF	A/To/Bk/St	Pts
11/13 South Alabama	*	40	7-13	.538	1/2	.500	6/8	.750	0/9/9	1	6/4/0/2	21
11/16 Mississippi St.	*	39	2-14	.143	0/3	.000	1/4	.250	2/3/5	1	4/5/2/1	5
11/20 at S.F. Austin	*	32	4/13	.308	0/4	.000	5/7	.714	2/6/8	2	4/2/0/2	13
11/23 at LSU	*	40	7/15	.467	2/6	.333	5/9	.556	1/5/6	3	2/3/0/0	21
11/27 vs Portland St.	*	40	5/18	.278	1/2	.500	2/2	1.000	2/9/11	4	3/1/0/1	13
11/28 vs CS Fullerton	*	33	6/12	.500	3/5	.600	5/6	.833	0/3/3	3	6/3/0/0	20
12/3 Saint Joseph's	*	38	3/13	.231	1/4	.250	1/3	.333	2/6/8	1	6/4/1/1	8
12/5 Detroit	*	37	5/15	.333	2/5	.400	6/8	.750	3/3/6	1	6/1/0/5	18
12/17 Louisiana Tech	*	35	4/10	.400	2/5	.400	3/5	.600	1/2/3	5	5/4/0/1	13
12/20 at UL-Monroe	*	34	2/5	.400	1/2	.500	0/0	.000	2/4/6	3	5/7/0/0	5
12/29 Nicholls State	*	30	5/11	.455	1/4	.250	0/1	.000	2/3/5	3	5/6/1/0	11
12/30 Old Dominion		30	2/8	.250	0/3	.000	0/0	.000	1/3/4	1	1/2/0/3	4
1/3 Southeastern La.	*	29	3/7	.429	2/3	.667	2/2	1.000	2/3/5	1	4/4/1/3	10
1/6 SMU	*	37	6/21	.286	1/5	.200	0/0	.000	1/7/8	2	6/4/0/1	13
1/9 at UAB	*	32	4/10	.400	1/2	.500	0/0	.000	1/5/6	2	7/2/0/0	9

1/13 East Carolina	*	31	2/10	.200	0/3	.000	5/6	.833	2/3/5	2	4/5/0/4	9
1/16 at Marshall	*	36	2/9	.222	1/4	.250	0/0	.000	1/5/6	2	8/4/1/3	5
1/20 Southern Miss	*	44	7/20	.350	3/10	.300	2/2	1.000	1/2/3	3	9/4/2/2	19
1/23 at Tulsa	*	28	0/5	.000	0/0	.000	6/8	.750	1/4/5	3	4/4/0/3	6
1/27 Rice	*	37	3/11	.273	0/2	.000	2/2	1.000	2/5/7	3	2/6/0/1	8
1/30 UTEP	*	36	1/4	.250	0/2	.000	4/4	1.000	0/3/3	4	5/3/1/2	6
2/3 at SMU	*	27	2/5	.400	0/1	.000	0/0	.000	0/4/4	5	3/3/0/1	4
2/6 Houston	*	26	3/8	.375	1/1	1.000	2/3	.667	0/6/6	5	6/4/1/1	9
2/13 at UTEP	*	21	0/4	.000	0/1	.000	2/2	1.000	1/3/4	3	1/1/0/0	2
2/17 at UCF	*	43	5/15	.333	1/2	.500	4/4	1.000	2/6/8	1	5/7/0/0	15
2/20 Memphis	*	36	2/8	.250	1/4	.250	10/12	.833	1/8/9	3	7/6/0/1	15
2/24 at Rice	*	33	1/5	.200	0/3	.000	5/6	.833	0/4/4	3	6/1/0/1	7
2/27 Tulsa	*	31	4/4	1.000	1/1	1.000	0/0	.000	1/4/5	3	7/4/0/1	9
3/5 at Houston	*	37	6/10	.600	1/2	.500	1/3	.333	1/4/5	2	7/7/1/2	14
3/10 vs East Carolina	*	40	4/11	.364	2/4	.500	7/10	.700	0/2/2	0	7/4/0/1	17
3/11 vs Houston	*	36	2/11	.182	0/3	.000	2/4	.500	3/4/7	3	4/4/1/3	6
3/12 vs UCF	*	38	5/11	.455	0/2	.000	2/2	1.000	1/5/6	5	5/4/0/1	12
3/17 Southern	*	30	5/8	.625	1/3	.333	1/3	.333	0/8/8	1	4/5/0/3	11
3/21 at Oral Roberts	*	32	4/10	.400	3/5	.600	0/0	.000	1/2/3	5	4/7/0/3	12



JANIQUE KAUTSKY
G/F • 5-10 • Jr.
Perth, Australia
Newman College

Career Notes: Two-year letterwinner has played in 54 career games... enters junior season averaging 1.9 points, 1.8 rebounds, 0.6 assists, 0.4 steals and 0.1 blocks per game...looks to play first full season after missing parts of her freshman and sophomore campaigns with injuries.

2010-11: Saw action in 26 games as a sophomore...scored a season-best 4 points at Stephen F. Austin (11/20) and vs. UCF in the Conference USA Championship Game (3/12)...had seven multiple-rebound games, including a season-best five vs. Detroit (12/5)...had first two blocks of the year in the WNIT opener vs. Southern (3/17)...tallied season-high two steals vs. UTEP (1/30)...missed first two games of the year while rehabbing an ankle injury suffered during the offseason...played a season-best 17 minutes vs. Southeastern Louisiana (1/3)...off the court, was a member of the C-USA Commissioner's Honor Roll and Tulane's 3.0 Club.

2009-10: Played in 28 games as a true freshman...named to All-Australian Freshman Team by ShowtimeBasketball.com after averaging 3.2 points and 2.4 rebounds per game...missed first five games of the year with an ankle injury before debuting vs. Prairie View A&M (12/4)...scored a career-best eight points at South Florida (12/17) and at Houston (2/27)...posted career highs with six rebounds and four assists in a season-long 25 minutes of action vs. Long Island in the Tulane/DoubleTree





Classic (12/28)...also had six rebounds at UCF (1/31) and at Rice (2/25)... stole a career-best three passes at Southeastern Louisiana (1/4)...played at least 20 minutes on nine occasions, including a career-long 26 vs. Rice (1/10)...off the court, was a member of the C-USA Commissioner's Honor Roll and Tulane's 3.0 Club.

High School: Attended Perth School (graduated in 2007) and Newman College, and played for a variety of teams during her pre-collegiate career...helped the Western Australian state team to a bronze medal in the Under-20 National Championships in 2008-09 when she averaged 13.7 points and 6.3 rebounds per game – which ranked first and second on the team respectively – while connecting on 44.1 percent of her shots from the field...had 26 points and 10 rebounds in her team's 87-51 win over New South Wales in the bronze medal game...named MVP for the Under-19 Lady Hawks from 2005-07, served as team captain in 2006 and 2007...helped guide the Under-20 team to the championship of the State Basketball League in 2008 when she ranked fifth in the Women's Australian Basketball League (WABL) with a 48.1 field goal percentage after hitting 26-of-54 shots in 18 games...only player from Perth ever to earn a spot on the Marist Five-Girls Australian Basketball Team, an achievement she earned twice, and was selected to play in the 2006 Interstate Basketball Secondary Girls Team...named Western Australia Basketball League Female Player of the Year in 2007 after helping guide the Lady Hawks to the WABL Grand Finals and taking home tournament MVP honors...earned MVP honors of the WABL Grand Finals in 2006 at the Under-19 level...also starred in tennis and track and field as a prepster.

Personal: Born Janique Tanja Kautsky on Nov. 24, 1990, in Singapore... daughter of Michael and Anne Kautsky...has two sisters, Jasmine and Feline...majoring in communications.

Kautsky's Career Statistics

Year	GP-GS	Min/Avg	FG-FGA	FG%	3P-3PA	3P%	FT-FTA	FT%
2009-10	28-0	440/15.7	31-87	.356	13-37	.351	14-22	.636
2010-11	26-0	195/7.5	6-30	.200	0-13	.000	4-5	.800
Career	54-0	635/11.8	37-117	.316	13-50	.260	18-27	.667

Year	OR-DR-TR	Avg.	PF-FO	Ast	To	Blk	Stl	Pts	Avg.
2009-10	28-39-67	2.4	50-0	22	22	4	16	89	3.2
2010-11	7-21-28	1.1	15-0	8	11	2	5	16	0.6
Career	35-60-95	1.8	65-0	30	33	6	21	105	1.9

Kautsky's Game-By-Game Statistics

2009-10													
Date/Opponent	St	Min	FG/A	Pct	3/A	Pct	FT/A	Pct	O/D/T	PF	A/To/Bk/St	Pts	
12/4 Prairie View	2	0/0	.000	0/0	.000	0/0	.000	0/0/0	0	0/0/0/0	0		
12/5 vs Longwood	16	2/4	.500	2/2	1.000	0/1	.000	1/0/1	4	0/1/0/1	6		
12/17 at South Florida	18	3/8	.375	1/3	.333	1/2	.500	4/0/4	2	1/1/0/1	8		
12/20 S.F. Austin	18	1/2	.500	1/1	1.000	2/2	1.000	0/4/4	1	1/1/1/2	5		
12/22 McNeese St.	22	2/7	.286	2/5	.400	1/2	.500	2/1/3	0	1/3/1/0	7		
12/28 Long Island	25	0/1	.000	0/1	.000	1/2	.500	3/3/6	3	4/1/0/1	1		
12/29 Texas Tech	18	1/4	.250	0/0	.000	2/2	1.000	1/2/3	4	3/0/0/1	4		
1/4 at SE Louisiana	22	2/6	.333	1/1	1.000	0/0	.000	1/3/4	3	1/1/0/3	5		
1/8 Houston	14	2/5	.400	0/3	.000	2/2	1.000	0/0/0	1	0/0/0/1	6		
1/10 Rice	26	2/3	.667	0/1	.000	2/4	.500	2/2/4	2	2/1/0/1	6		
1/15 at Tulsa	11	1/5	.200	0/1	.000	0/0	.000	0/1/1	1	0/0/0/1	2		
1/17 at SMU	10	0/3	.000	0/2	.000	0/0	.000	1/1/2	1	0/2/0/0	0		
1/23 Southern Miss	23	1/3	.333	0/0	.000	0/0	.000	3/2/5	3	1/1/1/0	2		
1/28 UTEP	13	1/4	.250	0/1	.000	0/0	.000	0/0/0	3	0/3/0/0	2		
1/31 at UCF	25	0/3	.000	0/0	.000	0/0	.000	1/5/6	0	1/2/0/0	0		
2/5 Tulsa	18	1/2	.500	0/1	.000	0/0	.000	2/1/3	1	2/1/0/1	2		
2/7 SMU	18	1/4	.250	0/2	.000	0/0	.000	0/2/2	4	1/0/0/2	2		
2/11 at Marshall	6	0/0	.000	0/0	.000	0/1	.000	0/2/2	1	0/0/0/0	0		
2/13 at East Carolina	10	1/3	.333	0/0	.000	2/2	1.000	1/0/1	2	0/0/0/0	4		
2/18 Memphis	20	1/3	.333	0/2	.000	0/0	.000	1/1/2	1	1/1/0/1	2		
2/20 UAB	16	1/2	.500	1/2	.500	0/0	.000	2/0/2	2	0/0/0/0	3		
2/25 at Rice	29	2/4	.500	1/2	.500	1/2	.500	3/3/6	1	2/1/0/0	6		
2/27 at Houston	24	3/4	.750	2/2	1.000	0/0	.000	0/2/2	2	0/0/1/0	8		
3/3 at UTEP	9	1/2	.500	1/2	.500	0/0	.000	0/1/1	3	1/0/0/0	3		
3/9 vs UCF	5	0/0	.000	0/0	.000	0/0	.000	0/0/0	0	0/2/0/0	0		
3/10 vs E.Carolina	3	0/2	.000	0/1	.000	0/0	.000	0/0/0	2	0/0/0/0	0		
3/12 vs UAB	6	1/1	1.000	0/0	.000	0/0	.000	0/0/0	1	0/0/0/0	2		
3/20 vs Georgia	13	1/2	.500	1/2	.500	0/0	.000	0/3/3	2	0/0/0/0	3		

2010-11

11/20	at S.F. Austin	10	1/2	.500	0/1	.000	2/2	1.000	0/1/1	1	0/0/0/0	4
11/23	at LSU	DNP	---	---	---	---	---	---	---	---	---	---
11/27	vs Portland St.	13	0/1	.000	0/1	.000	0/1	.000	1/2/3	1	0/0/0/0	0
11/28	vs CS Fullerton	12	1/2	.500	0/0	.000	0/0	.000	1/2/3	0	0/1/0/0	2
12/3	Saint Joseph's	9	0/0	.000	0/0	.000	0/0	.000	0/0/0	0	2/1/0/1	0
12/5	Detroit	16	1/4	.250	0/1	.000	0/0	.000	2/3/5	0	0/1/0/0	2
12/17	Louisiana Tech	6	0/2	.000	0/1	.000	0/0	.000	0/1/1	0	1/0/0/0	0
12/20	at UL-Monroe	4	0/1	.000	0/0	.000	0/0	.000	0/0/0	0	1/0/0/0	0
12/29	Nicholls State	7	0/0	.000	0/0	.000	0/0	.000	0/2/2	0	0/1/0/0	0
12/30	Old Dominion	DNP	---	---	---	---	---	---	---	---	---	---
1/3	Southeastern La.	17	1/3	.333	0/1	.000	0/0	.000	0/2/2	3	1/1/0/0	2
1/6	SMU	6	0/1	.000	0/1	.000	0/0	.000	0/0/0	0	0/0/0/0	0
1/9	at UAB	12	0/0	.000	0/0	.000	0/0	.000	0/2/2	0	0/2/0/0	0
1/13	East Carolina	3	0/2	.000	0/1	.000	0/0	.000	0/0/0	1	0/1/0/0	0
1/16	at Marshall	12	0/3	.000	0/2	.000	0/0	.000	0/0/0	2	0/1/0/0	0
1/20	Southern Miss	2	0/0	.000	0/0	.000	0/0	.000	0/0/0	1	0/0/0/0	0
1/23	at Tulsa	5	0/1	.000	0/0	.000	0/0	.000	1/0/1	1	0/0/0/0	0
1/27	Rice	3	0/0	.000	0/0	.000	0/0	.000	0/0/0	0	0/0/0/0	0
1/30	UTEP	2	0/0	.000	0/0	.000	0/0	.000	1/0/1	0	1/0/0/2	0
2/3	at SMU	2	0/2	.000	0/1	.000	0/0	.000	0/0/0	0	0/0/0/0	0
2/6	Houston	DNP	---	---	---	---	---	---	---	---	---	---
2/13	at UTEP	9	0/2	.000	0/1	.000	0/0	.000	1/2/3	1	0/0/0/0	0
2/17	at UCF	DNP	---	---	---	---	---	---	---	---	---	---
2/20	Memphis	3	0/1	.000	0/1	.000	0/0	.000	0/0/0	0	0/0/0/0	0
2/24	at Rice	DNP	---	---	---	---	---	---	---	---	---	---
2/27	Tulsa	7	0/0	.000	0/0	.000	0/0	.000	0/0/0	0	0/1/0/0	0
3/5	at Houston	4	0/0	.000	0/0	.000	0/0	.000	0/0/0	0	0/0/0/0	0
3/10	vs East Carolina	DNP	---	---	---	---	---	---	---	---	---	---
3/11	vs Houston	1	0/0	.000	0/0	.000	0/0	.000	0/0/0	0	0/0/0/1	0
3/12	vs UCF	9	1/1	1.000	0/0	.000	2/2	1.000	0/3/3	1	0/0/0/0	4
3/17	Southern	16	1/2	.500	0/1	.000	0/0	.000	0/1/1	2	1/1/2/0	2
3/21	at Oral Roberts	5	0/0	.000	0/0	.000	0/0	.000	0/0/0	1	1/0/0/1	0



KATYE MAGEE

G • 5-10 • RS-Fr.
Ellisville, Miss.

Presbyterian Christian HS

2010-11: Did not play as a true freshman after suffering a knee injury during the preseason...received a medical redshirt...off the court, was a member of the Conference USA Commissioner's Honor Roll and Tulane's 3.0 Club.

High School: Four-year letterwinner at Presbyterian Christian High for coach Missy Bilderback...helped the Bobcats go a combined 115-24 including the 2007 Division II State title as a freshman and the 2008 Division II, AAA and overall state championship as a sophomore...earned Hattiesburg American All-Area, All-District 2-3A and All-District Tournament honors all four years as a prepster...tabbed first-team All-Mississippi Association of Independent Schools Team as a sophomore, junior and senior...scored over 2,500 points during her prep career...averaged 12.9 points and 5.5 rebounds per game as a senior en route to earning MAIS All-Star and Hattiesburg American Athlete of the Year honors...as a junior, averaged 20 points and eight rebounds per game before suffering a



season-ending knee injury in the 21st game of the year...as a sophomore, averaged 18 points, seven rebounds and five assists per game as a sophomore when she was named District Player of the Year...averaged 10 points, five rebounds and five assists per game as a freshman...off the court, was a member of the National Art Honor Society, Mu Alpha Theta, Future Business Leaders of America and Fellowship of Christian Athletes...served as treasurer of the Senior Beta Club, was a Wendy's High School Heisman state finalist and graduated with special honors in the Top 10 percent of her class.

Personal: Born Katye Marie Magee on Aug. 4, 1992, in Laurel, Miss... daughter of Tommy and Gwen Magee...has one brother, Johnny, and one sister, Trista...mother, Gwen, coached softball at Jones Junior College and was inducted into the Mississippi Junior College Hall of Fame in 2010...majoring in biomedical engineering.



BRITTANY McDONALD

F • 6-1 • So.
Atlanta, Ga.
Berkmar HS

2010-11: Played in 12 games as a redshirt-freshman...posted career highs with six points, three field goals and three rebounds at Tulsa (1/23)...made collegiate debut against East Carolina (11/13) when she scored two points on 1-of-2 shooting and pulled down an offensive rebound in 10 minutes off the bench...chipped in with four points, including a 2-for-2 showing from the free throw line, at Marshall (1/16)...played in a season-long 14 minutes vs. Southern in the first round of the WNIT (3/17) when she tallied her first two career blocks.

2009-10: Did not play as a true freshman while recovering from a knee injury she suffered in high school...received a medical redshirt.

High School: Four-year letterwinner at Berkmar High for coach Tamara Brooks...helped lead the Patriots to the playoffs in her final three prep seasons, including a trip to the state tournament as a junior which snapped a 30-year drought for the school...earned all-county honors as a sophomore, junior and senior...as a senior, named to the Gwinnett Daily Post Preseason Six and led the team with a 10-plus rebounding average...selected to play in the state all-star game but missed the contest due to injury...also lettered in volleyball...off the court, was a member of



the Future Business Leaders of America...named all-academic all four years and claimed All-County Academic Player of the Month as a senior.

Personal: Born Brittany Chantel McDonald on June, 26, 1991, in Pittsburgh, Pa...daughter of Ricardo McDonald and Kathryn Franklin, and step father is Darian Franklin...father, Ricardo McDonald, played collegiate football at Pitt and spent eight seasons in the NFL – suiting up for the Cincinnati Bengals from 1992-97 before playing two more seasons with the Chicago Bears...majoring in communications.

McDonald's Career Statistics

Year	GP-GS	Min/Avg	FG-FGA	FG%	3P-3PA	3P%	FT-FTA	FT%
2010-11	12-0	72/6.0	7-14	.500	0-0	.000	2-4	.500

Year	OR-DR-TR	Avg.	PF-FO	Ast	To	Blk	Stl	Pts	Avg.
2010-11	5-10-15	1.3	5-0	4	5	2	0	16	1.3

McDonald's Game-By-Game Statistics

2010-11													
Date/Opponent	St	Min	FG/A	Pct	3/A	Pct	FT/A	Pct	O/D/T	PF	A/To/Bk/St	Pts	
1/13 East Carolina	10	1/2	.500	0/0	.000	0/0	.000	1/0/1	0	0/0/0/0	2		
1/16 at Marshall	11	1/2	.500	0/0	.000	2/2	1.000	2/0/2	1	1/1/0/0	4		
1/23 at Tulsa	11	3/4	.750	0/0	.000	0/0	.000	0/3/3	1	0/0/0/0	6		
2/13 at UTEP	10	1/2	.500	0/0	.000	0/0	.000	0/2/2	0	1/1/0/0	2		
2/20 Memphis	4	0/0	.000	0/0	.000	0/2	.000	0/1/1	0	0/0/0/0	0		
2/24 at Rice	1	0/0	.000	0/0	.000	0/0	.000	0/2/2	0	0/0/0/0	0		
2/27 Tulsa	3	0/0	.000	0/0	.000	0/0	.000	0/0/0	2	0/1/0/0	0		
3/5 at Houston	1	0/0	.000	0/0	.000	0/0	.000	0/0/0	0	0/0/0/0	0		
3/10 vs East Carolina	2	0/1	.000	0/0	.000	0/0	.000	0/0/0	1	0/1/0/0	0		
3/11 vs Houston	0+	0/0	.000	0/0	.000	0/0	.000	0/0/0	0	0/0/0/0	0		
3/17 Southern	14	1/3	.333	0/0	.000	0/0	.000	2/0/2	0	2/1/2/0	2		
3/21 at Oral Roberts	5	0/0	.000	0/0	.000	0/0	.000	0/2/2	0	0/0/0/0	0		



RHEA NELSON

G • 5-5 • RS-Fr.
Missouri City, Texas
Elkins HS

2010-11: Did not play as a true freshman after suffering a knee injury during the preseason...received a medical redshirt.

High School: Four-year letterwinner at Elkins High for coach Willie Yarb...helped the Lady Knights average more than 20 wins in each of her prep seasons, including a 22-10 performance as a junior when Elkins finished 12-6 in District 23-5A play and advanced to the state playoffs...named a "Player To Watch" by TexasGirlsBasketball.com as a senior but missed most of the season with a knee injury...as a junior, claimed first-team all-district honors after averaging 17.1 points, 3.9 assists and 2.0 steals per game while connecting at a .468 clip from the floor...earned honorable-mention all-district recognition as a sophomore and was voted team captain as a junior and senior...off the court, was a member of the National Honor Society, received the Academic Excellence Award twice and earned Academic All-District honors three times.

Personal: Born Rhea Ashton Nelson on Nov. 7, 1991, in Houston, Texas... daughter of Ricky and Karisue Nelson...has one brother, Ryan...mother, Karisue, ran track collegiately at Loyola...undecided on major.





TYRIA SNOW

G • 5-8 • Jr.

Shreveport, La.
Southwood HS

Career Notes: Two-year letterwinner has played in 51 career games... enters junior season averaging 1.0 points, 0.9 rebounds, 0.9 assists and 0.4 steals per game...will have a chance to crack the starting line-up in her third collegiate year.

2010-11: Saw action in 33 games as a sophomore...finished fifth on the team in assists (37) while chipping in with 1.5 points and 1.1 rebound per outing...scored a career-high seven points vs. East Carolina (1/13), at Tulsa (1/23) and at UTEP (2/13)...drained a career-best three field goals (on four attempts) at Tulsa (1/23)...had four or more rebounds on four occasions, including a career-high six rebounds vs. South Alabama (11/13)...posted three or more assists in six games, including a career-high seven vs. Rice (1/27)...tallied one block on five occasions: vs. Mississippi State (11/16), at Stephen F. Austin (11/20), vs. Portland State (11/27), vs. Old Dominion (12/30) and vs. Southern in the WNIT opener (3/17)...had four multiple-steal contests, including a career-high three at Tulsa (1/23)...played a career-long 25 minutes at Stephen F. Austin (11/20).

2009-10: Played in 18 games as a true freshman...averaged 0.2 points and 0.5 rebounds in 4.9 minutes per game...made collegiate debut vs. Stephen F. Austin (12/20) when she had her first career rebound...made first career field goal at Southeastern Louisiana (1/4)...tallied a season-high three assists vs. Rice (1/10)...played 10-plus minutes on three occasions, including a season-high 14 at Southeastern Louisiana...missed early portion of the season recovering from a knee injury suffered during her high school career.

High School: Four-year letterwinner at Southwood High for coach Steve McDowell...helped lead the Cowgirls to the playoffs all four years, including state championships as a freshman and junior and a runner-up finish as a sophomore...guided SHS to district titles in each of her final three prep seasons...earned first-team all-district as a freshman, sophomore and junior and led the district in assists each year...tallied a career-best



158 assists as a junior...missed 27 games as a senior after suffering a torn ACL.

Personal: Born Tyria Lashay Snow on Oct. 25, 1990, in Shreveport, La....daughter of Robert and Pamela Washington...has three brothers: Marcus, Anthony and DeAndrea; and three sisters: Tequilla and Tierra... undecided on major.

Snow's Career Statistics

Year	GP-GS	Min/Avg	FG-FGA	FG%	3P-3PA	3P%	FT-FTA	FT%
2009-10	18-0	89/4.9	2-4	.500	0-0	.000	0-1	.000
2010-11	33-0	346/10.5	19-43	.442	3-7	.429	8-13	.615
Career	51-0	435/8.5	21-47	.447	3-7	.429	8-14	.571

Year	OR-DR-TR	Avg.	PF-FO	Ast	To	Blk	Stl	Pts	Avg.
2009-10	3-6-9	0.5	6-0	10	10	0	5	4	0.2
2010-11	9-28-37	1.1	31-0	37	27	5	14	49	1.5
Career	12-34-46	0.9	37-0	47	37	5	19	53	1.0

Snow's Game-By-Game Statistics

2009-10

2003-10

Date/Opponent	St	Min	FG/A	Pct	3/A	Pct	FT/A	Pct	O/D/T	PF	A/To/Blk/St	Pts
12/20 S.F. Austin	4	0/0	.000	0/0	.000	0/0	.000	0/1/1	1	0/3/0/0	0	
12/22 McNeese State	12	0/0	.000	0/0	.000	0/0	.000	0/0/0	0	1/0/0/1	0	
12/28 Long Island	4	0/0	.000	0/0	.000	0/0	.000	0/1/1	1	1/1/0/0	0	
1/4 at SE Louisiana	14	1/1	1.000	0/0	.000	0/0	.000	1/2/3	0	2/0/0/0	2	
1/8 Houston	6	0/0	.000	0/0	.000	0/1	.000	1/0/1	0	1/1/0/2	0	
1/10 Rice	11	0/1	.000	0/0	.000	0/0	.000	0/1/1	1	3/0/0/0	0	
1/15 at Tulsa	2	0/0	.000	0/0	.000	0/0	.000	0/0/0	0	0/0/0/0	0	
1/17 at SMU	3	0/0	.000	0/0	.000	0/0	.0000	0/0/0	0	0/0/0/1	0	
1/23 Southern Miss	4	0/0	.000	0/0	.000	0/0	.000	0/0/0	1	0/0/0/0	0	
1/28 UTEP	0+	0/0	.000	0/0	.000	0/0	.000	0/0/0	0	0/0/0/0	0	
1/31 at UCF	4	0/0	.000	0/0	.000	0/0	.000	0/0/0	1	0/0/0/0	0	
2/5 Tulsa	3	0/0	.000	0/0	.000	0/0	.000	0/0/0	0	0/1/0/1	0	
2/7 SMU	13	0/0	.000	0/0	.000	0/0	.000	0/1/1	0	1/2/0/0	0	
2/11 at Marshall	1	0/0	.000	0/0	.000	0/0	.000	0/0/0	1	0/0/0/0	0	
2/18 Memphis	2	1/1	1.000	0/0	.000	0/0	.000	0/0/0	0	1/0/0/0	2	
2/20 UAB	3	0/1	.000	0/0	.000	0/0	.000	0/0/0	0	0/2/0/0	0	
3/3 at UTEP	3	0/0	.000	0/0	.000	0/0	.000	1/0/1	0	0/0/0/0	0	
3/12 vs UAB	0+	0/0	.000	0/0	.000	0/0	.000	0/0/0	0	0/0/0/0	0	

2010-11

Date/Opponent	St	Min	FG/A	Pct	3/A	Pct	FT/A	Pct	O/D/T	PF	A/To/Blk/St	Pts
11/13 South Alabama	14	0/2	.000	0/0	.000	1/2	.500	2/4/6	1	1/1/0/0	1	
11/16 Mississippi St.	19	0/1	.000	0/0	.000	0/0	.000	0/1/1	2	3/1/1/1	0	
11/20 at S.F. Austin	25	2/3	.667	0/1	.000	0/0	.000	1/4/5	2	2/2/1/1	4	
11/23 at LSU	6	0/1	.000	0/0	.000	0/0	.000	0/0/0	0	0/0/0/0	0	
11/27 vs Portland St.	19	1/1	1.000	0/0	.000	1/1	1.000	2/1/3	2	0/1/0/2	2	
11/28 vs CS Fullerton	19	1/3	.333	0/0	.000	0/0	.000	1/3/4	2	3/1/1/0	2	
12/3 Saint Joseph's	7	0/1	.000	0/0	.000	0/0	.000	0/0/0	0	0/0/0/0	0	
12/5 Detroit	15	1/3	.333	0/0	.000	0/1	.000	1/1/2	1	3/1/0/1	2	
12/17 Louisiana Tech	11	0/2	.000	0/0	.000	0/0	.000	0/0/0	0	0/1/0/0	0	
12/20 at UL-Monroe	5	0/0	.000	0/0	.000	0/0	.000	0/0/0	1	0/0/0/0	0	
12/29 Nicholls State	10	0/0	.000	0/0	.000	0/0	.000	0/1/1	1	2/1/0/2	0	
12/30 Old Dominion	8	0/3	.000	0/0	.000	0/0	.000	1/0/1	0	2/0/1/0	0	
1/3 Southeastern La.	15	1/1	1.000	0/0	.000	0/0	.000	0/0/0	4	3/2/0/0	2	
1/6 SMU	5	0/0	.000	0/0	.000	0/0	.000	0/0/0	1	1/1/0/0	0	
1/9 at UAB	14	1/2	.500	0/1	.000	0/0	.000	0/1/1	2	0/2/0/0	2	
1/13 East Carolina	18	2/4	.500	1/1	1.000	2/2	1.000	0/1/1	2	0/2/0/0	7	
1/16 at Marshall	5	0/0	.000	0/0	.000	0/0	.000	0/0/0	0	0/1/0/0	0	
1/20 Southern Miss	5	1/1	1.000	0/0	.000	0/0	.000	0/0/0	1	0/0/0/0	2	
1/23 at Tulsa	16	3/4	.750	0/0	.000	1/2	.000	0/1/1	0	1/3/0/3	7	
1/27 Rice	14	0/1	.000	0/0	.000	0/0	.000	0/1/1	1	7/0/0/2	0	
1/30 UTEP	10	1/1	1.000	0/0	.000	0/0	.000	0/1/1	1	0/1/0/0	2	
2/3 at SMU	4	0/0	.000	0/0	.000	0/0	.000	0/0/0	0	0/0/0/0	0	
2/6 Houston	3	0/0	.000	0/0	.000	0/0	.000	0/0/0	0	1/1/0/0	0	
2/13 at UTEP	15	2/2	1.000	1/1	1.000	2/2	1.000	1/1/2	2	1/0/0/0	7	
2/17 at UCF	DNP	---	---	---	---	---	---	---	---	---	---	
2/20 Memphis	5	0/0	.000	0/0	.000	1/2	.500	0/0/0	0	0/1/0/0	1	
2/24 at Rice	5	0/0	.000	0/0	.000	0/0	.000	0/0/0	0	0/1/0/0	0	
2/27 Tulsa	2	0/0	.000	0/0	.000	0/0	.000	0/0/0	1	0/1/0/0	0	
3/5 at Houston	11	0/0	.000	0/0	.000	0/0	.000	0/2/2	2	1/0/0/1	0	
3/10 vs East Carolina	3	0/0	.000	0/0	.000	0/0	.000	0/0/0	0	1/0/0/0	0	
3/11 vs Houston	5	0/0	.000	0/0	.000	0/0	.000	0/0/0	0	0/0/0/0	0	
3/12 vs UCF	0+	0/0	.000	0/0	.000	0/0	.000	0/0/0	0	0/0/0/0	0	
3/17 Southern	20	1/4	.250	0/1	.000	0/1	.000	0/4/4	1	1/0/1/1	2	
3/21 at Oral Roberts	13	2/3	.667	1/2	.500	0/0	.000	0/1/1	1	4/2/0/0	5	

The Veterans/Newcomers



**ASHLEY
WESTBY**
C • 6-3 • RS-Fr.
Houston, Texas
Clear Lake HS

2010-11: Played in six games as a true freshman...missed final 26 games after suffering a knee injury and received a medical redshirt... scored a career-best eight points after hitting 3-of-4 field goals and both free throw opportunities against Saint Joseph's (12/3)...had single-rebound performances at Stephen F. Austin (11/20), vs. Portland State (11/27), vs. Cal State Fullerton (11/28) and Saint Joseph's (12/3)...played in 10 or more minutes twice, including a season-long 11-minute effort vs. Cal State Fullerton (11/28) when she hit 2-of-4 field goals and pulled down a rebound.

High School: Two-year letterwinner at Clear Lake High for coach Angela Beck...helped guide the Falcons to a combined 46-21 overall record and a 23-5 mark in District 24-5A action, and the team advanced to the playoffs both seasons...as a senior, named District Offensive Player of the Year and first-team all-district after averaging 13.4 points per game...as a junior, earned second-team all-district honors after averaging 14 points and 16 rebounds per game while shooting 66 percent from the floor...played junior varsity basketball as a sophomore...also lettered once in soccer...off the court, was a member of the Non-Athletic Honors/Achievements/Activities Club, was a Church ACTS Retreat Leader and served on the Youth Ministry Leadership Team for St. Claire Catholic Church.

Personal: Born Ashley Lynn Westby on June 8, 1992, in Corpus Christi, Texas...daughter of Tim and Christine Westby...mother, Christine, played collegiate basketball at St. Mary's (Texas) College...aunts, Beverly Rowe and Stephanie Murdock played basketball at Lamar and Texas Tech, respectively, and uncle, Darren Arnecke, played at St. Edward's University...undecided on major.

Westby's Career Statistics

Year	GP-GS	Min/Avg	FG-FGA	FG%	3P-3PA	3P%	FT-FTA	FT%
2010-11*	6-0	36/6.0	7-13	.538	0-0	.000	2-2	1.00

Year	OR-DR-TR	Avg.	PF-FO	Ast	To	Blk	Stl	Pts	Avg.
2010-11*	4-0-4	0.7	3-0	1	2	0	1	16	2.7

*received a medical redshirt

Westby's Game-By-Game Statistics

2010-11

Date/Opponent	St	Min	FG/A	Pct	3/A	Pct	FT/A	Pct	O/D/T	PF	A/To/Bk/St	Pts
11/16 Mississippi St.	1	0/0	.000	0/0	.000	0/0	.000	0/0/0	0	0/0/0/0	0	0
11/20 at S.F. Austin	8	1/4	.250	0/0	.000	0/0	.000	1/0/1	1	0/0/0/0	2	2
11/27 vs Portland St.	3	1/1	1.000	0/0	.000	0/0	.000	1/0/1	1	0/1/0/0	2	2
11/28 vs CS Fullerton	11	2/4	.500	0/0	.000	0/0	.000	1/0/1	0	0/0/0/0	4	4
12/3 Saint Joseph's	10	3/4	.750	0/0	.000	2/2	1.000	1/0/1	0	0/0/0/1	8	8
12/5 Detroit	3	0/0	.000	0/0	.000	0/0	.000	0/0/0	1	1/1/0/0	0	0



**DANIELLE
BLAGG**
F • 5-11 • Fr.
San Antonio, Texas
Smithson Valley HS

High School: Four-year letterwinner at Smithson Valley High for coach Angie Hermesmeier...named a three-star recruit, earned a 90 scout rating and ranked the No. 39 forward in the nation by ESPN.com while claiming the No. 4 spot on ShesBallin.com's San Antonio Top 25...earned All-District 26-5A and All-Comal County honors in each of her first three prep seasons and claimed District 27-4A MVP recognition as a senior...in her final prep season, claimed all-state recognition from the Texas Association of Basketball Coaches and Texas Girls Coaches Association, earned TABC All-Region honors, and was named to the San Antonio Super Team and New Braunfels Herald-Zeitung Co-Player of the Year after averaging 16 points, seven rebounds, four assists and four steals per game...selected to play in the TABC and TGCA All-Star games and was a U.S. Army National Scholar-Athlete Award winner in 2011...helped guide the Rangers to a 29-5 overall record and a 12-0 district mark to give SVHS its first league title since 1986...as a junior, averaged 15 points, seven rebounds, four assists and four steals per game...tabbed District 26-5A Newcomer of the Year as a freshman...also played for the South Texas Hoyas AAU team and participated in the prestigious Deep South Classic in North Carolina...off the court, earned Academic All-District honors all four years and was a member of the National Honor Society, Spanish Club and Fellowship of Christian Athletes.

Personal: Born Danielle Sanford Blagg on May 28, 1992, in San Antonio, Texas...daughter of Bill and Nancy Blagg...has two sisters, Megan and Erin...grandfather, Jack Sanford, pitched 12 Major League seasons with the Philadelphia Phillies, San Francisco Giants, California Angels and Kansas City Athletics, earning National League Rookie of the Year and All-Star honors in 1957...mother, Nancy, ran track and cross country at Purdue, and father, Bill, played collegiate baseball at St. Mary's...proposed major is psychology.



**TIFFANY
DALE**
F • 6-1 • Fr.
Lavon, Texas
Community HS

High School: Four-year letterwinner at Community High for coach Daniel Marshall...helped lead the Braves to a combined 77-47 record while posting 2,021 points, 1,048 rebounds, 266 assists, 515 steals and 237 blocks during her prep career...led CHS in scoring, assists and steals each season...claimed Texas Association of Basketball Coaches All-Region 2 honors as a sophomore, junior and senior and was tabbed Texas Girls Coaches Association All-State her final two prep seasons...earned first-team All-District 13-3A honors all four years, claiming district MVP honors

as a freshman and Offensive Player of the Year recognition in each of her final three seasons... added all-state honors from the TABC and Texas Basketball Magazine as a senior after averaging 17.1 points, 7.9 rebounds, 4.4 steals, 2.4 blocks, and 2.3 assists per game...as a junior, averaged 20.4 points, 7.4 rebounds, 2.2 assists, 4.8 steals and 1.9 blocks per game...claimed all-tournament honors at the Community Classic three times and both the Bland and Quinlan Ford tournaments twice each... as a freshman, was named to the Greenville Herald Banner Dream Team and ESPN Rise All-Area after averaging 15.1 points, 10.6 rebounds, 2.2 assists, 4.3 steals and 1.8 blocks per contest...also lettered twice in volleyball and once in track and field...off the court, was a member of the Academic Honor Roll and claimed TABC Academic All-State honors.



Personal: Born Tiffany Lynn Dale on March 12, 1993, in Lubbock, Texas...daughter of Bouvier Dale and Shaya Hamilton...has one brother, B.J...father, Bouvier, played collegiate football at Texas Tech...undecided on major.



ADESUWA EBOMWONYI

F • 5-10 • Fr.
Pflugerville, Texas
Pflugerville HS

High School: Three-year letterwinner at Pflugerville High for coach Nancy Walling...helped the Panthers post a combined 91-19 overall record, including three straight area championships, a pair of District 25-5A titles, a state semi-final finish as a sophomore, an appearance in the regional quarterfinals as a junior and a trip to the UIL State Tournament Regional II title game as a senior...tallied 996 points, 881 rebounds, 160 assists, 281 steals and 62 blocks during her prep career and was selected to play



in the U19 World Championship For Women as a member of the Nigerian National Team...tabbed first-team All-Central Texas in each of her final two prep seasons...as a senior, claimed Texas Girls Coaches Association Academic All-State and academic all-district honors, and was nominated for McDonald's All-American after posting 327 points, 3-2 rebounds, 104 steals, 55 assists and 32 blocks...as a junior, claimed TGAC 5A All-State, first-team Texas Association of Basketball Coaches All-Region and District 25-5A Most Valuable Player after averaging a double-double with 11.8 points and 10.5 rebounds per game

while adding 1.9 assists, 3.1 steals and 0.5 blocks per outing...also named MVP of the Rebel Classic as a junior after scoring 60 points and pulling down 46 rebounds in leading PHS to the team tourney title and claimed all-tournament honors at the Greater Austin Area Tournament...earned second-team all-district honors as a sophomore after averaging 6.7 points, 5.6 rebounds, 1.8 steals and 1.0 assists...also lettered three years in volleyball and twice in track and field, and was a Division I level soccer standout...off the court, was a member of the National Honor Society and sang in the choir.

Personal: Born Adesuwa Izohelegbe Ebomwonyi on Dec. 28, 1992, in Lagos, Nigeria...daughter of Omoruyi and Elizabeth Ebomwonyi...has two brothers, Osas and Nosa...brother, Osas, plays basketball at Lamar University...proposed major is pre-med.



JAMIE KAPLAN

F • 5-8 • Fr.
Sebastian, Fla.
Florida Air Academy

High School: Four-year letterwinner at Florida Air Academy for coach Jay Castillo...helped lead the Falcons to a pair of 2A District 8 titles, a pair of regional championships and a Final Four appearance...earned all-district honors all four seasons...completed her career as FAA's career leader in points (1,936), assists (512) and steals (421), and set the school's single-game scoring record with 46 against Lake Wales as a junior...as a senior, named first-team all-state and second-team All-Central Florida...became first player at Florida Air to earn first-team Florida Today All-Space Coast Conference honors as a freshman in 2008 when she led the state and ranked 10th nationally in scoring with a 28.6 points-per-game average...earned first-team All-Space Coast honors again in each of her final two prep seasons...also tabbed first-team all-state and second-team All-Central Florida as a senior...was a McDonald's All-American nominee and was named MVP of the McCarthy Christmas Tournament as a senior and was a Junior Fab Five honoree at the Peachstate Camp in 2008...at the AAU level, helped lead her team to the national championship for the 15-and-under age division in 2007...off the court, was a member of the National Honor Society, graduated Salutatorian with an unweighted 4.0 GPA and was a five-time President's List honoree.

Personal: Born Jamie Lynn Kaplan on Dec. 26, 1992, in Melbourne, Fla...daughter of Scott Kaplan...undecided on major.



2011-12 C-USA Composite Schedule



November 11

East Carolina at Col. of Charleston
New Mexico State at Houston
Kent State at Marshall
Rice at Prairie View A&M
Loyola-New Orleans at Tulane
Tulsa at UALR
UAB at Chattanooga

November 12

Alcorn State at SMU
UCF at South Alabama
Idaho State at UTEP

November 13

St. Andrew's at East Carolina
Belmont at Memphis
Rice at Oklahoma State

November 14

SMU at Arkansas-Little Rock
William Carey at Southern Miss
ULM at Tulane
BYU at Tulsa

November 15

Memphis at Illinois

November 16

Texas Tech at Houston
Miami (Ohio) at Marshall
Houston Baptist at Rice
UT-Martin at Southern Miss
UTEP at New Mexico State

November 17

Virginia Intermont at East Carolina
TCU at SMU
Tulsa at Colorado State

November 18

Rice at Chicago State
Florida A&M at UCF

November 19

Houston at Georgetown
Marshall at Ohio
Arkansas-Pine Bluff at Memphis
Southern Miss at Kentucky
LSU at Tulane
Houston Baptist at UTEP

November 20

East Carolina at UNC Wilmington
Rice at Valparaiso
Mercer at UCF

November 21

New Orleans at Tulane

November 22

Oral Roberts at Houston
Southeastern Louisiana at Memphis
SMU at North Texas
UTPA at UTEP

November 23

Marshall at Morehead State
Alcorn State at Rice
Arkansas State at Tulsa

November 24

Tulane vs. Purdue

November 25

Yale at Houston
Cal State Fullerton at SMU
Jacksonville State at Southern Miss
Tulane vs. Idaho State
Southeast Missouri at UAB
Fordham at UCF

November 26

Elon at East Carolina
McNeese STATE at Houston
Fresno St./Tennessee St. at SMU
Ga. Southern/SFA at Southern Miss
Western Kentucky at UAB
Hartford at UCF

November 27

Delaware State at East Carolina

November 28

UALR at Rice
Denver at UTEP

November 29

Nebraska-Omaha at Marshall
UTA at Memphis

November 29

Tulane at Louisiana-Lafayette

Florida A&M at Southern Miss
Oral Roberts at Tulsa
New Mexico State at UTEP

November 30

Monmouth at East Carolina
UAB at Morehead State
Bethune-Cookman at UCF

December 1

TCU at Houston
Tennessee State at Memphis
SMU at Kansas
Lamar at UTEP

December 2

Marshall vs. Chicago State
Texas A&M Corpus Christi at Rice
Tulane at Louisiana Tech
Florida International at UCF

December 3

Marshall at Evansville/vs. E. Kentucky
North Texas/Oregon at Rice
SMU at Wichita State
Southern Miss at UALR
Tulsa at Utah Valley
UAB at Austin Peay

December 4

Houston at UTSA
Tennessee-Martin at Memphis
Tulane at Mississippi State

December 5

Northwestern State at SMU

December 6

UAB at UNC Greensboro

December 7

VCU at East Carolina
Louisiana Tech at Houston

December 8

Florida Gulf Coast at UCF

December 9

Tulane at North Texas

December 10

Houston Baptist at Houston
Cincinnati at Marshall
Memphis at Arkansas-Little Rock
ULM at Southern Miss
Tulsa at Arkansas State
UTEP at New Mexico

December 11

Southern at Tulane
Savannah State at UCF

December 13

Northern Colorado at UTEP

December 15

Longwood at Marshall
Alabama A&M at UAB

December 16

Texas State at Rice
Southern Miss at Mississippi State

December 17

Memphis vs. Louisiana Tech
Grambling State at Tulsa
UTEP at Loyola Marymount

December 18

East Carolina vs. Jacksonville
Memphis vs. PV A&M/at St. John's
Houston at Washington
Texas A&M Corpus Christi at SMU
South Alabama at Southern Miss
Virginia Tech at UCF

December 19

Hampton at UAB

December 20

East Carolina vs. North Carolina
Rice at SFA
Tulsa at TCU
UCF at Notre Dame

December 21

Wake Forest at SMU
Jackson State at Southern Miss
UC Santa Barbara at UTEP

December 22

Marshall at Furman
Memphis at Missouri
Tulane at Louisiana-Lafayette

December 28

East Carolina vs. Delaware
College of Charleston at Tulane
Marshall at Tennessee Tech
UTSA at SMU
Nebraska-Omaha at Tulsa
UTEP at Arizona State

December 29

E. Carolina vs. Lafayette/at Maryland
Hampton/Central Michigan at Tulane
Southern Miss at Montana

December 30

Southern Miss vs. Idaho
Seton Hall at Memphis
Rice at UTSA
Stephen F. Austin at SMU
UAB at Clemson
Florida State at UCF

December 31

Marshall at Ball State
Texas State at UTEP

January 1

Stephen F. Austin at Tulsa

January 2

East Carolina at Hampton
Houston at New Mexico
Rice at Lamar
UAB at Florida A&M

January 5

East Carolina at UCF*
Marshall at Houston*
Tulane at Memphis*
Rice at UAB*
UTEP at SMU*
Southern Miss at Tulsa*

January 8

UAB at East Carolina*
Houston at Southern Miss*
Tulsa at Marshall*
Memphis at UTEP*
SMU at Rice*
UCF at Tulane*

January 11

Southern Miss at Marshall*

January 12

Houston at SMU*
Tulane at Rice*
Tulsa at UTEP*
UCF at UAB*

January 15

UAB at Houston*
SMU at Marshall*
East Carolina at Memphis*
Southern Miss at UCF*
UTEP at Tulane*
Rice at Tulsa*

January 17

Marshall vs. West Virginia

January 18

UTEP at East Carolina*

January 19

Tulsa at Houston*
Memphis at Southern Miss*
Rice at UCF*
UAB at Tulane*

January 22

East Carolina at SMU*
Houston at UTEP*
UCF at Marshall*
Memphis at UAB*
Southern Miss at Rice*
Tulane at Tulsa*

January 26

Marshall at Memphis*
East Carolina at Rice*
UTEP at Southern Miss*
UAB at Tulsa*
SMU at UCF*

January 29

Memphis at East Carolina*
Rice at Houston*
Marshall at Tulane*
Tulsa at SMU*

Southern Miss at UAB*
UCF at UTEP*

February 2

Tulane at East Carolina*
SMU at Houston*
Southern Miss at Memphis*
Rice at Marshall*
Tulsa at UCF*

February 4

UCF at Memphis*

February 5

East Carolina at Southern Miss*
Houston at Tulsa*
UTEP at Rice*
SMU at Tulane*
UAB at Marshall*

February 9

East Carolina at UAB*
Tulane at Houston*
Marshall at UTEP*
Memphis at SMU*

February 12

Marshall at East Carolina*
Houston at Memphis*
Southern Miss at SMU*
Tulane at UTEP*
Tulsa at Rice*
UAB at UCF*

February 16

Houston at East Carolina*
Memphis at Marshall*
UCF at Southern Miss*
Rice at Tulane*
UTEP at Tulsa*
SMU at UAB*

February 19

UTEP at Houston*
Memphis at UCF*
Rice at SMU*
Tulane at Southern Miss*
East Carolina at Tulsa*
Marshall at UAB*

February 23

UCF at East Carolina*
Houston at Rice*
Marshall at Southern Miss*
Tulsa at Tulane*
UAB at Memphis*
SMU at UTEP*

February 26

East Carolina at Marshall*
UCF at Houston*
Tulsa at Memphis*
Rice at UTEP*
Tulane at SMU*
UAB at Southern Miss*

March 1

Memphis at Rice*
Southern Miss at East Carolina*
Houston at Tulane*
SMU at Tulsa*
UTEP at UAB*
Marshall at UCF*

March 7-10

Conference USA Women's
Basketball Championship
Memphis, Tenn.

March 17-20

NCAA 1st & 2nd Rounds
Sites TBA

March 24-27

NCAA Regionals
Sites TBA

April 1 & 3

NCAA Women's Final Four
Denver, Colo.



2010-11 Season Notes

TULANE UNIVERSITY

INDIVIDUAL HONORS

Tiffany Aidoo

Third-Team All-Conference USA
Third-Team All-Louisiana
Tulane/DoubleTree Classic MVP
C-USA Player of the Week (Jan. 3)

Roshaunda Barnes

Conference USA All-Defensive Team
Honorable-Mention All-Louisiana
Conference USA All-Tournament Team
C-USA Co-Player of the Week (Feb. 22)
Louisiana Player of the Week (Feb. 22)

Whitney Bibbins

C-USA Freshman of the Week (Nov. 22)

Olivia Grayson

Colliers International Classic All-Tournament Team
Louisiana Player of the Week (Nov. 30)

Danielle Nunn

First-Team All-Louisiana
Second-Team All-Conference USA
Conference USA All-Tournament Team
Tulane/DoubleTree Classic All-Tournament Team

Individual Rankings

Where the players rank in C-USA & NCAA

Points Per Game	C-USA	NCAA
16.0 Danielle Nunn	2	.99
13.0 Roshaunda Barnes	12	n/a
12.5 Tiffany Aidoo	14	n/a
10.9 Olivia Grayson	22	n/a
10.5 Brittany Lindsey	25	n/a
Field Goal Percentage	C-USA	NCAA
.563 Danielle Nunn	1	.12
.546 Brittany Lindsey	3	n/a
.519 Brett Benzio	5	n/a
.434 Whitney Bibbins	15	n/a
Total Rebounds Per Game	C-USA	NCAA
7.4 Brett Benzio	9	.183
5.7 Danielle Nunn	18	n/a
5.7 Olivia Grayson	19	n/a
Offensive Rebounds Per Game	C-USA	NCAA
2.5 Brett Benzio	12	n/a
Defensive Rebounds Per Game	C-USA	NCAA
4.8 Brett Benzio	7	n/a
4.5 Olivia Grayson	11	n/a
Free Throw Percentage	C-USA	NCAA
.722 Olivia Grayson	11	n/a
.713 Brittany Lindsey	12	n/a
.686 Roshaunda Barnes	13	n/a
3-Pointers Per Game	C-USA	NCAA
2.6 Tiffany Aidoo	3	.46
3-Point Percentage	C-USA	NCAA
.387 Tiffany Aidoo	6	.44
Assists Per Game	C-USA	NCAA
4.9 Olivia Grayson	3	.47
4.9 Roshaunda Barnes	4	.53
Blocks Per Game	C-USA	NCAA
2.3 Brett Benzio	1	.24
1.3 Brittany Lindsey	8	.143
Steals Per Game	C-USA	NCAA
3.0 Roshaunda Barnes	2	.18
1.7 Tiffany Aidoo	15	n/a
Assist/Turnover Ratio	C-USA	NCAA
1.4 Roshaunda Barnes	4	.118
1.2 Olivia Grayson	8	.171
Minutes Per Game	C-USA	NCAA
34.4 Olivia Grayson	1	n/a
33.1 Danielle Nunn	6	n/a
32.9 Roshaunda Barnes	8	n/a
32.1 Tiffany Aidoo	10	n/a



Led by senior forward Danielle Nunn (20), the Green Wave finished the 2010-11 season 23-11 overall, fourth in the Conference USA standings with a 9-7 league record and advanced to the second round of the WNIT.

The Year That Was

The Green Wave concluded the 2010-11 season 23-11 overall and fourth in the Conference USA regular-season standings with a 9-7 league record. In the postseason, Tulane advanced to the title game of the C-USA Women's Basketball Championship and earned an at-large bid to the 2011 WNIT before falling at Oral Roberts in the second round of postseason play.

As a team, Tulane averaged 72.9 points, 38.9 rebounds, 15.8 assists, 10.0 steals and 4.9 blocks per game. Senior forward Danielle Nunn was one of five players averaging double figures and led the team with 16.0 points per game.

Junior center Brett Benzio paced the squad with 7.4 rebounds per game and has a team-best 75 blocks. Barnes headlined the team with 102 steals while Olivia Grayson has a team-leading 168 assists.

Tulane connected at a .437 clip from the field, hitting 909-of-2078 shots from the floor and 154-of-491 shots from beyond the 3-point arc (.314), while allowing opponents to shoot .382 overall (810-of-2118) and .335 from 3-point land (184-of-549).

Tulane & 20 Wins

While Tulane's win over Tulsa on Feb. 27 clinched a first-round bye in the Conference USA Championship, it also allowed the Green Wave to surpass the 20-win plateau.

At 23-11, Tulane posted back-to-back 20-win seasons for the first time since the 2000-01 and 2001-02 seasons when the Wave went 22-10 and 24-11, respectively. In the 35-year history of Tulane women's basketball, the Green Wave have now posted 10 20-win seasons and all of them have come under head coach Lisa Stockton.

Tulane Trio Hits 1,000-Point Plateau

With a team-best 20 points during Tulane's C-USA Championship quarterfinals win over East Carolina on March 10 in El Paso, Texas, senior forward Tiffany Aidoo became the 23rd player in Green Wave history to surpass the 1,000-point plateau. In addition to her scoring effort against the Pirates, Aidoo added 36 over the final games and now has 1,047 for her career.

Aidoo became the third player on the Tulane roster to post 1,000 career points this season as fellow senior forwards Brittany Lindsey accomplished the feat back on Feb. 24 at Rice and Nunn did so on Feb. 20 against Memphis in Fogelman Arena. Lindsey finished with 1,034 career points. Nunn, meanwhile, scored a combined 372 points from 2006-08 during her time at TCU and had 779 over the last two seasons with the Green Wave to bring her career total to 1,151.

Tulane & The All C-USA Team

While the Green Wave used the team concept throughout the season, three Tulane student-athletes claimed All-Conference USA honors in 2011.

Senior Danielle Nunn was named second-team All C-USA, senior Tiffany Aidoo earned a spot on the all-league third team, and senior point guard Roshaunda Barnes was one of five conference players to claim a spot on the C-USA All-Defensive Team.

Nunn claimed her second all-league honor in as many years after being tabbed third-team All C-USA a year ago, while Aidoo earned all-league honors for the first time in her career. Barnes, meanwhile, became just the third Tulane player to ever earn a spot on the C-USA All-Defensive Team, joining D'Aundra Henry (2006-07) and Chassity Brown (2009-10).

Stockton Claims Win No. 400

With an 85-57 win over Southeastern Louisiana on Jan. 3, 2011, in Fogelman Arena, Tulane's Lisa Stockton claimed her 400th career victory as a collegiate coach.

In her 17th season at the helm of the Green Wave program and her 20th season as a collegiate head coach, Stockton is now 412-200 for her career, including a 349-173 mark at Tulane. Her 349 wins with the Green Wave is already a school record, and Stockton's 148-95 record in C-USA contests is also a league standard.

Leading The Way

The Green Wave led Conference USA in four statistical categories during the 2010-11 season - field goal percentage (.437), blocked shots per game (4.9), assists per game (15.8) and assist-to-turnover ratio (0.96).

In addition to the team marks three individual headlined the league as senior forward Danielle Nunn paced C-USA with a .563 field goal percentage, junior center Brett Benzio averaged a league-best 2.3 blocks per game and sophomore guard Olivia Grayson played in an average of 34.4 minutes per contest.

Team Effort

Through the 34-game 2010-11 season, Tulane played as a team in the truest sense of the word as the same player has led the team in scoring in back-to-back games just five times all year.

Tulane had five players average double-digit scoring totals and Danielle Nunn led the pack with 16.0 points per game. Roshaunda was next with a 13.0 average, followed by Tiffany Aidoo with 12.5, Olivia Grayson with 10.9 and Brittany Lindsey with 10.5. Nunn paced the team a club-best 10 times while Aidoo led the team on nine occasions. Lindsey is next with eight team-best scoring totals followed by Barnes at six and Grayson with five.



Point guard Roshaunda Barnes earned C-USA All-Defensive Team honors and honorable-mention All-Louisiana recognition as a senior.



Tiffany Aidoo was a third-team All-Conference USA and All-Louisiana selection after leading the team in 3-pointers (87) and 3-point percentage (.387) while ranking second in points (426) and steals (59).

Barnes & Chamberlain...Similarities?

While senior point guard Roshaunda Barnes – who stands 5-5 – could never be mistaken for 7-1 NBA legend Wilt Chamberlain, the two do share one common theme. Chamberlain completed his 14-year pro career having never fouled out of a game, and Barnes did the same at Tulane.

What makes her accomplishment more impressive is Barnes' tenacious defensive play which has led to 231 career steals, which ranks fifth in Tulane history.

In addition, Barnes played an average of 32.9 minutes per game during the 2010-11 season and since becoming a full-time starter as a junior last year, has played an average of 31.3 minutes every time Tulane takes the court. In fact, Barnes was whistled for as many as four personal fouls just eight times in her Tulane career – five last season and three this year.

Coast To Coast

After scoring the first seven points and never trailing during March 10's Conference USA Women's Basketball Championship quarterfinal contest against East Carolina, the Green Wave won six games in which they never trailed during the 2010-11 season.

Prior to the win against the Pirates in El Paso, Texas, Tulane's most recent coast-to-coast win came at Tulsa on Jan. 23 when Tulane ran out to a 5-0 lead en route to an 80-66 win at the Donald W. Reynolds Center.

The win at UTEP's Memorial Gym was the fifth in which the Green Wave never trailed and the game was never tied. The other start-to-finish wins came against Nicholls State in the opening round of the Tulane/DoubleTree Classic on Dec. 29 (W, 84-65), vs. Southeastern Louisiana on Jan. 3 (W, 85-57) at UAB on Jan. 9 (W, 81-53) and at Tulsa. In addition, Tulane was tied twice during its Jan. 16 contest at Marshall but never trailed in a 68-38 thumping of the Thundering Herd at the Cam Henderson Center.

For The Record

While senior forward Tiffany Aidoo was the only player to start all 34 games this season, she set the Tulane record for games played when she took the court against Oral Roberts in the second round of the WNIT. Aidoo completed her career with 129 appearances, which is one better than the former mark of 128 previously held by Britt Themann from 1999-2003.

In addition, senior guard Roshaunda Barnes set the single-season steals record with 102, surpassing the former mark of 98 by Carmen Jones during the 1987-88 season. Sophomore guard Olivia Grayson, meanwhile, set the school's single-season mark for games played with 1,168. Both Grayson and Barnes - with 1,119 minutes - passed Ashley Langford (1,101 in 2006-07) for the top two spots in the record book.

At the team level, the Green Wave's 2,480 points, 2,078 field goal attempts both rank second in Tulane single-season history.

Going Out On Top...Again

While the Green Wave senior class of Tiffany Aidoo, Roshaunda Barnes, Brittany Lindsey and Danielle Nunn had already celebrated Senior Night on Feb 27 when Tulane closed out the home portion of the regular season with a 73-62 win over Tulsa, the quartet took advantage of the rare opportunity to play in front of the home crowd again in the first round of the WNIT against Southern last Thursday night.

While Tulane is 17-0 in regular-season home finales under head coach Lisa Stockton and has won their last 18 'Senior Night' contests, the Green Wave have now played a combined nine postseason games in Fogelman Arena in the history of the program.



2010-11 Statistics

TULANE UNIVERSITY

Record	Overall	Home	Away	Neutral
All Games	23-11	13-4	7-5	3-2
Conference USA Games	9-7	5-3	4-4	0-0
Non-Conference Games	14-4	8-1	3-1	3-2

Player	GP-GS	Min	Avg.	Total		3-Point		F-Throw		Rebounds			Avg.	PF	DQ	Asst	TO	Blk	Stl	Pts	Avg.
				FG-FGA	FG%	3FG-3A	3%	FT-FTA	FT%	Off	Def	Total									
Danielle Nunn	26-24	861	33.1	147-261	.563	0-5	.000	122-183	.667	55	94	149	5.7	78	2	47	79	5	37	416	16.0
Roshaunda Barnes	34-31	1119	32.9	160-421	.380	27-111	.243	94-137	.686	37	95	132	3.9	65	0	165	117	10	102	441	13.0
Tiffany Aidoo	34-34	1093	32.1	146-356	.410	87-225	.387	47-73	.644	43	101	144	4.2	89	4	40	61	4	59	426	12.5
Olivia Grayson	34-33	1168	34.4	123-354	.347	33-108	.306	91-126	.722	40	153	193	5.7	89	5	168	135	12	55	370	10.9
Brittany Lindsey	28-10	526	18.8	119-218	.546	0-0	.000	57-80	.713	40	67	107	3.8	79	1	16	38	37	24	295	10.5
Whitney Bibbins	26-17	658	25.3	79-182	.434	4-21	.190	34-46	.739	57	72	129	5.0	31	0	21	31	15	21	196	7.5
Brett Benzio	32-21	8-2	25.1	94-181	.519	0-0	.000	45-70	.643	81	155	236	7.4	69	0	28	44	75	21	233	7.3
Ashley Westby	6-0	36	6.0	7-13	.538	0-0	.000	2-2	1.000	4	0	4	0.7	3	0	1	2	0	1	16	2.7
Tyria Snow	33-0	346	10.5	19-43	.442	3-7	.429	8-13	.615	9	28	37	1.1	31	0	37	27	5	14	49	1.5
Laura Stokes	3-0	7	2.3	2-2	1.000	0-0	.000	0-0	.000	0	1	1	0.3	0	0	1	1	0	0	4	1.3
Brittany McDonald	12-0	72	6.0	7-14	.500	0-0	.000	2-4	.500	5	10	15	1.3	5	0	4	5	2	0	16	1.3
Janique Kautsky	26-0	195	7.5	6-30	.200	0-13	.000	4-5	.800	7	21	28	1.1	15	0	8	11	2	5	16	0.6
Brooke Blankenship	10-0	14	1.4	0-3	.000	0-1	.000	2-2	1.000	1	1	2	0.2	0	0	1	2	0	0	2	0.2
Kacy Hardie	3-0	3	1.0	0-0	.000	0-0	.000	0-0	.000	0	0	0	0.0	1	0	0	1	0	0	0	0.0
TEAM										72	72	144					4				

Total.....	34	6900		909-2078	.437	154-491	.314	508-741	.686	451	870	1321	38.9	555	12	537	558	167	339	2480	72.9
Opponents.....	34	6900		810-2118	.382	184-549	.335	432-618	.699	539	847	1386	40.8	664	--	434	657	96	273	2236	65.8

TEAM STATS			TLN	OPP	Date	Opponent	Result	Score	Att.
SCORING			2480	2236	11/13/10	South Alabama	W	72-62	883
Points per game			72.9	65.8	11/16/10	Mississippi State	W	62-42	445
Scoring Margin			+7.2	---	11/20/10	at Stephen F. Austin	W	83-65	1412
FIELD GOALS-ATT			909-2078	810-2118	11/23/10	at LSU	W	54-52	2767
Field Goal pct.			.437	.382	11/27/10	vs Portland State*	L	76-83	88
3 PT FG-ATT			154-491	185-549	11/28/10	vs Cal State Fullerton*	W	80-62	165
3-point FG pct			.314	.335	12/03/10	Saint Joseph's ¹	W	67-58	733
3-pt FG made per game			4.5	5.4	12/05/10	Detroit ¹	W	63-55	670
FREE THROWS ATT			508-741	434-618	12/17/10	Louisiana Tech	L	72-78	860
Free Throw pct			.686	.699	12/20/10	at Louisiana-Monroe	W	78-67	853
FT made per game			14.9	12.7	12/29/10	Nicholls State [@]	W	84-65	841
REBOUNDS			1321	1386	12/30/10	Old Dominion [@]	W	62-59	852
Rebounds per game			38.9	40.8	01/03/11	Southeastern Louisiana	W	85-57	652
Rebounding Margin			-1.9	---	01/06/11	SMU*	W	62-58	769
ASSISTS			537	434	01/09/11	at UAB*	W	81-53	427
Assists per game			15.8	12.8	01/13/11	East Carolina*	W	71-61	890
TURNOVERS			558	657	01/16/11	at Marshall*	W	68-38	284
Turnovers per game			16.4	19.3	01/20/11	Southern Miss*	L (ot)	81-86	560
Turnover margin			+2.9	---	01/23/11	at Tulsa*	W	80-66	775
Assist/turnover ratio			1.0	0.7	01/27/11	Rice*	L (ot)	70-74	802
STEALS			339	273	01/30/11	UTEP*	W	69-63	633
Steals per game			10.0	8.0	02/03/11	at SMU*	L	73-77	409
BLOCKS			167	96	02/06/11	Houston*	L	70-85	859
Blocks per game			4.9	2.8	02/13/11	at UTEP*	L	61-65	1068
ATTENDANCE			12546	12979	02/17/11	at UCF*	L (ot)	69-73	301
Home games-Avg/game			17-738	12-910	02/20/11	Memphis*	W	75-63	633
Neutral Site-Avg/game			---	5-412	02/24/11	at Rice*	W	82-77	451
					02/27/11	Tulsa*	W	73-62	763
					03/05/11	at Houston*	L (ot)	84-90	1106
					03/10/11	vs East Carolina [^]	W	83-72	---
					03/11/11	vs Houston [^]	W	70-60	862
					03/12/11	vs UCF [^]	L	73-85	946
					03/17/11	Southern [#]	W	61-31	701
					03/21/11	at Oral Roberts [#]	L	86-92	1065

% Colliers International Classic (Berkeley, Calif.) ! Big Easy Classic (Fogelman Arena)
 @ Tulane/DoubleTree Classic (Fogelman Arena * Conference USA Game
 ^ Conference USA Tournament (El Paso, Texas) # WNIT games

TULANE GAME-BY-GAME STATS

Opponent	Date	Score		FG-FGA	Pct	3FG-FGA	Pct	FT-FTA	Pct	Rebounds		PF	Asst	T/O	Blk	Stl	Pts	Avg
										Off-Def-Tot	Avg							
South Alabama	11/13/10	72-62	W	24-60	.400	3-12	.250	21-28	.750	14-30-44	44.0	14	12	17	4	9	72	72.0
Mississippi State	11/16/10	62-42	W	22-62	.355	5-15	.333	13-21	.619	21-27-48	46.0	9	16	16	6	8	62	67.0
at Stephen F. Austin	11/20/10	83-65	W	30-62	.484	2-14	.143	21-26	.808	12-30-42	44.7	16	12	15	8	14	83	72.3
at LSU	11/23/10	54-52	W	19-60	.317	5-18	.278	11-19	.579	16-24-40	43.5	15	6	13	3	4	54	67.8
vs Portland State	11/27/10	76-83	L	30-74	.405	2-11	.182	14-20	.700	15-24-39	42.6	17	10	14	2	8	76	69.4
vs Cal State Fullerton	11/28/10	80-62	W	34-66	.515	4-9	.444	8-10	.800	15-25-40	42.2	15	19	13	2	2	80	71.2
Saint Joseph's	12/03/10	67-58	W	22-56	.393	5-13	.385	18-27	.667	18-23-41	42.0	9	16	17	3	13	67	70.6
Detroit	12/05/10	63-55	W	21-64	.328	6-17	.353	15-22	.682	20-24-44	42.2	11	17	9	4	9	63	69.6
Louisiana Tech	12/17/10	72-78	L	24-58	.414	7-21	.333	17-31	.548	10-16-26	40.4	21	15	14	3	14	72	69.9
at Louisiana-Monroe	12/20/10	78-67	W	27-55	.491	4-9	.444	20-25	.800	8-25-33	39.7	20	18	18	4	7	78	70.7
Nicholls State	12/29/10	84-65	W	32-50	.640	7-14	.500	13-18	.722	6-34-40	39.7	16	21	26	11	6	84	71.9
Old Dominion	12/30/10	62-59	W	26-64	.406	3-13	.231	7-14	.500	16-15-32	39.1	11	13	16	7	13	62	71.1
Southeastern La.	01/03/11	85-57	W	32-60	.533	5-14	.357	16-26	.615	13-27-40	39.2	20	24	14	10	14	85	72.2
SMU	01/06/11	62-58	W	26-64	.406	3-10	.300	7-12	.583	18-25-43	39.4	13	16	16	6	13	62	71.4
at UAB	01/09/11	81-53	W	29-59	.492	11-22	.500	12-15	.800	13-27-40	39.5	16	20	17	5	9	81	72.1
East Carolina	01/13/11	71-61	W	23-60	.383	4-17	.235	21-27	.778	13-21-34	39.1	15	16	16	10	17	71	72.0
at Marshall	01/16/11	68-38	W	26-59	.441	6-20	.300	10-14	.714	9-21-30	38.6	12	18	11	5	18	68	71.8
Southern Miss	01/20/11	81-86	L(ot)	31-77	.403	8-32	.250	11-22	.500	18-22-40	38.7	18	24	11	6	8	81	72.3
at Tulsa	01/23/11	80-66	W	24-50	.480	3-8	.375	29-41	.707	11-25-36	38.5	22	18	14	3	12	80	72.7
Rice	01/27/11	70-74	L(ot)	31-76	.408	5-12	.417	3-4	.750	17-31-48	39.0	15	22	17	6	6	70	72.6
UTEP	01/30/11	69-63	W	25-53	.472	1-13	.077	18-25	.720	8-18-26	38.4	21	16	20	4	19	69	72.4
at SMU	02/03/11	73-77	L	26-57	.456	4-15	.267	17-26	.654	11-21-32	38.1	21	16	19	2	16	73	72.4
Houston	02/06/11	70-85	L	26-72	.361	2-13	.154	16-25	.640	18-29-47	38.5	23	16	22	8	10	70	72.3
at UTEP	02/13/11	61-65	L	22-52	.423	5-14	.357	12-18	.667	7-24-31	38.2	17	10	15	3	2	61	71.8
at UCF	02/17/11	69-73	L(ot)	26-64	.406	3-8	.375	14-16	.875	13-30-43	38.4	17	15	18	4	4	69	71.7
Memphis	02/20/11	75-63	W	24-56	.429	1-13	.077	26-34	.765	14-28-42	38.5	13	13	12	5	11	75	71.8
at Rice	02/24/11	82-77	W	32-57	.561	4-10	.400	14-17	.824	8-24-32	38.3	15	20	15	0	7	82	72.2
Tulsa	02/27/11	73-62	W	27-50	.540	6-15	.400	13-21	.619	8-21-29	37.9	17	19	18	5	11	73	72.2
at Houston	03/05/11	84-90	L(ot)	37-78	.474	1-11	.091	9-13	.692	12-33-45	38.2	25	13	18	5	9	84	72.7
vs East Carolina	03/10/11	83-72	W	29-60	.483	10-22	.455	15-29	.517	11-26-37	38.1	16	17	14	3	8	83	73.0
vs Houston	03/11/11	70-60	W	26-71	.366	2-12	.167	16-28	.571	24-34-58	38.8	12	9	15	4	8	70	72.9
vs UCF	03/12/11	74-85	L	27-58	.466	5-14	.357	14-16	.875	8-24-32	38.6	21	10	21	2	5	73	72.9
Southern	03/17/11	61-31	W	20-51	.392	3-11	.273	18-27	.667	11-37-48	38.8	11	13	19	11	12	61	72.5
at Oral Roberts	03/21/11	86-92	L	29-63	.460	9-19	.474	19-24	.792	15-24-39	38.9	21	17	28	3	13	86	72.9

OPPONENT GAME-BY-GAME STATS

Opponent	Date	Score		FG-FGA	Pct	3FG-FGA	Pct	FT-FTA	Pct	Rebounds		PF	Asst	T/O	Blk	Stl	Pts	Avg
										Off-Def-Tot	Avg							
South Alabama	11/13/10	72-62	W	25-64	.391	6-19	.316	6-11	.545	12-26-38	38.0	21	13	17	3	7	62	62.0
Mississippi State	11/16/10	62-42	W	18-61	.295	5-24	.208	1-2	.500	17-23-40	39.0	21	9	21	7	9	42	52.0
at Stephen F. Austin	11/20/10	83-65	W	22-78	.282	10-26	.385	11-22	.500	32-23-55	44.3	20	16	19	1	6	65	56.3
at LSU	11/23/10	54-52	W	19-54	.352	8-17	.471	6-12	.500	12-32-44	44.2	19	11	18	2	3	52	55.2
vs Portland State	11/27/10	76-83	L	32-69	.464	7-16	.438	12-20	.600	16-29-45	44.4	17	18	21	2	3	83	60.8
vs Cal State Fullerton	11/28/10	80-62	W	21-60	.350	3-11	.273	17-21	.810	16-19-35	42.8	11	12	16	3	7	62	61.0
Saint Joseph's	12/03/10	67-58	W	24-55	.436	5-15	.333	5-6	.833	8-22-30	41.0	24	17	19	4	8	58	60.6
Detroit	12/05/10	63-55	W	22-65	.338	4-19	.211	7-14	.500	24-28-52	42.4	19	12	15	4	6	55	59.9
Louisiana Tech	12/17/10	72-78	L	29-57	.509	3-13	.231	17-28	.607	19-34-53	43.6	23	18	26	3	9	78	61.9
at Louisiana-Monroe	12/20/10	78-67	W	27-61	.443	3-10	.300	10-18	.556	14-20-34	42.6	17	15	19	1	8	67	62.4
Nicholls State	12/29/10	84-65	W	20-62	.323	10-27	.370	15-19	.789	10-16-26	41.1	22	12	18	2	17	65	62.6
Old Dominion	12/30/10	72-59	W	22-54	.407	6-14	.429	9-12	.750	16-28-44	41.3	20	14	26	3	9	59	62.3
Southeastern La.	01/03/11	85-57	W	20-58	.345	5-13	.385	12-23	.522	17-20-37	41.0	19	13	19	0	6	57	61.9
SMU	01/06/11	62-58	W	21-56	.375	4-15	.267	12-13	.923	10-23-33	40.4	15	9	18	5	9	58	61.6
at UAB	01/09/11	81-53	W	22-59	.373	4-20	.200	5-9	.556	13-19-32	39.9	16	10	18	4	4	53	61.1
East Carolina	01/13/11	71-61	W	21-58	.362	3-9	.333	16-17	.941	17-26-43	40.1	25	8	28	2	9	61	61.1
at Marshall	01/16/11	68-38	W	15-47	.319	2-7	.286	6-10	.600	13-27-40	40.1	12	7	25	2	4	38	59.7
Southern Miss	01/20/11	81-86	L(ot)	34-69	.493	3-7	.429	15-22	.682	18-34-52	40.7	21	22	21	5	4	86	61.2
at Tulsa	01/23/11	80-66	W	23-53	.434	2-13	.154	18-28	.643	13-24-37	40.5	30	10	21	3	11	66	61.4
Rice	01/27/11	70-74	L(ot)	25-61	.410	12-19	.632	12-19	.632	8-29-37	40.3	10	17	16	4	8	74	62.0
UTEP	01/30/11	69-63	W	21-45	.467	3-8	.375	18-22	.818	10-22-32	40.0	22	11	33	1	11	63	62.1
at SMU	02/03/11	73-77	L	24-57	.421	3-14	.214	25-28	.929	13-23-36	39.8	22	13	22	4	7	77	62.8
Houston	02/06/11	70-85	L	30-66	.455	3-11	.273	22-28	.786	12-33-45	40.0	23	14	21	4	13	85	63.7
at UTEP	02/13/11	61-65	L	25-68	.368	3-16	.188	12-16	.750	20-24-44	40.2	17	16	12	0	6	65	63.8
at UCF	02/17/11	69-73	L(ot)	24-73	.329	7-26	.269	18-24	.750	22-27-49	40.5	20	10	13	1	9	73	64.2
Memphis	02/20/11	75-63	W	22-62	.355	12-25	.480	7-11	.636	13-23-36	40.3	27	13	18	2	6	63	64.1
at Rice	02/24/11	82-77	W	31-67	.463	6-17	.353	9-17	.529	17-17-34	40.1	13	19	12	1	8	77	64.6
Tulsa	02/27/11	73-62	W	21-58	.362	5-15	.333	15-16	.938	17-23-40	40.1	22	12	24	1	7	62	64.5
at Houston	03/05/11	84-90	L(ot)	28-72	.389	8-17	.471	26-37	.703	16-30-46	40.3	13	15	16	6	12	90	65.4
vs East Carolina	03/10/11	83-72	W	26-63	.413	9-24	.375	11-13	.846	12-27-39	40.3	24	12	16	1	4	72	65.6
vs Houston	03/11/11	70-60	W	24-69	.348	5-17	.294	7-15	.467	15-25-40	40.3	22	10	14	4	6	60	65.4
vs UCF	03/12/11	73-85	L	31-71	.437	6-19	.316	17-25	.680	20-25-45	40.4	17	10	12	2	11	85	66.0
Southern	03/17/11	61-31	W	12-71	.169	2-11	.182	5-8	.625	23-25-48	40.6	21	7	22	4	7	31	65.0
at Oral Roberts	03/21/11	86-92	L	29-75	.387	7-15	.467	27-32	.844	24-21-45	40.8	19	9	21	5	19	92	65.8

T Game Recaps

Wave Rally Past Jaguars, 72-62

Tulane outscore South Alabama 50-35 in the second half

NEW ORLEANS—Olivia Grayson scored 16 of her game-high 21 points after halftime and the Green Wave shot 50 percent from the field in the second half as Tulane defeated South Alabama, 72-62, in the season opener for both teams in Fogelman Arena.

The Lady Jaguars led by as many as nine in the first half and took a 27-22 lead into the locker room, but the Green Wave used a 50-point second-half effort to win their opener for the sixth consecutive year. Tulane tallied eight of their nine steals on the night over the final 20 minutes of play and used 14 offensive rebounds to score 13 second-chance points.

Tulane out-rebounded South Alabama, 44-38, and used a 21-for-28 showing from the free-throw line - including a 15-for-21 performance in the second half - to come away with the win.

Tulane and South Alabama traded the first 26 points over the first 9:34 of the ballgame before Lady Jaguars used a 12-3 rally over the next 5:37 to take a 25-16 advantage with 4:45 to play in the opening stanza. Tulane cut the lead to three but a jumper by the Jaguars' Veronica Cherizol closed out the first-half scoring and gave South Alabama a five-point lead at the break.

The Lady Jags used a 10-6 rally at the start of the second half to take a 37-28 lead with 15:36 left in regulation but a Brittany Lindsey layup sparked a 12-2 Tulane run and the Green Wave took their first lead since the third minute of the opening half at 39-38 with 12:21 to go. South Alabama reclaimed a one-point edge on a Brittney Rutledge basket on the ensuing possession and the two teams exchanged baskets over the next five minutes to knot the score at 50-all with 7:16 on the clock.

A Grayson 3-pointer broke the tie and put Tulane on top for good, but the Jaguars did not go away quietly. South Alabama trailed by five with 5:18 to play and trimmed the deficit to one on a Taylor Ammons layup with 2:40 left to go. From there, however, Grayson hit back-to-back jumpers and Roshaunda Barnes nailed a trey and a layup to cap a 9-0 Tulane run. The lead swelled to as many as 12 twice down the stretch and an Ammons layup at the buzzer accounted for the final score.

Tulane 72, South Alabama 62

11/13/10 in New Orleans, La. - Fogelman Arena

VISITORS: South Alabama (0-1)

Player	FG-A	3-A	FT-A	O-D-R	PF	TP	A	TO	B	S	MIN
21 Shelter (f)	5-13	2-6	1-2	0-4-4	2	13	1	2	0	0	31
22 Kennon (f)	0-1	0-0	0-0	1-1-2	4	0	0	1	0	0	11
4 Simmons (g)	4-10	0-1	0-0	1-0-1	1	8	1	0	0	0	20
10 Banks (g)	0-4	0-0	4-6	2-3-5	2	4	7	0	0	2	27
15 Rutledge (g)	1-6	0-2	0-0	0-0-0	2	2	0	2	1	3	16
1 Peterson	6-8	2-2	0-1	0-5-5	4	14	2	4	0	0	23
3 Walker	2-5	2-5	0-0	0-0-0	0	6	0	1	0	0	14
5 Robertson	0-1	0-0	0-0	0-0-0	1	0	0	0	0	0	2
23 Nixon	0-1	0-0	1-2	2-1-3	0	1	0	2	0	0	11
24 Ammons	3-5	0-0	0-0	3-9-12	4	6	1	2	2	2	17
25 Cherizol	2-3	0-0	0-0	1-1-2	0	4	0	1	0	0	13
33 El	2-7	0-3	0-0	0-0-0	1	4	1	1	0	0	15
Team			2-2-4							1	
Totals.....	25-64	6-19	6-11	12-26-38	21	62	13	17	3	7	200

FG%	1st Half: 11-36 • 30.6%	2nd Half: 14-28 • 50.0%	Game: 39.1%
3-PT%	1st Half: 3-12 • 25.0%	2nd Half: 3-7 • 42.9%	Game: 31.6%
FT%	1st Half: 2-5 • 40.0%	2nd Half: 4-6 • 66.7%	Game: 54.5%

HOME: Tulane (1-0)

Player	FG-A	3-A	FT-A	O-D-R	PF	TP	A	TO	B	S	MIN
23 Aidoo (f)	3-8	1-3	3-3	2-4-6	2	10	0	3	0	0	34
35 Lindsey (f)	3-9	0-0	4-5	0-3-3	2	10	0	2	1	0	23
44 Benzio (c)	2-8	0-0	5-6	8-4-12	3	9	2	2	3	3	35
11 Barnes (g)	4-10	1-4	2-4	0-1-1	4	11	2	4	0	1	23
21 Grayson (g)	7-13	1-2	6-8	0-9-9	1	21	6	4	0	2	40
25 Snow	0-2	0-0	1-2	2-4-6	1	1	1	1	0	0	14
32 Bibbins	5-10	0-3	0-0	2-3-5	1	10	1	1	0	3	31
Team			0-2-2								
Totals.....	24-60	3-12	21-28	14-30-44	14	72	12	17	4	9	200

FG%	1st Half: 8-28 • 28.6%	2nd Half: 16-32 • 50.0%	Game: 40.0%
3-PT%	1st Half: 0-5 • 0.0%	2nd Half: 3-7 • 42.9%	Game: 25.0%
FT%	1st Half: 6-7 • 85.7%	2nd Half: 15-21 • 71.4%	Game: 75.0%

Officials: Mary Day, Brian Garland, Eric Koch

Attendance: 883

Score by Periods	1st	2nd	Total
South Alabama	27	35	62
Tulane	22	50	72

Tulane Muzzles Bulldogs, 62-42

Aidoo scores 18 points; Lindsey, Bibbins post double-doubles

NEW ORLEANS—When the folks at Nike penned their "It's not how you start, it's how you finish" advertising campaign last February, they must have had Tulane in mind.

After falling behind by as many as nine midway through the first half and hitting just three of their first 19 shots from the field, the Green Wave rebounded to defeat Mississippi State, 62-42, Tuesday evening in Fogelman Arena.

Tiffany Aidoo led all players with 18 points after hitting 7-of-16 shots from the field, including a 4-of-9 performance from beyond the 3-point arc, while Brittany Lindsey (13 pts, 10 reb) and Whitney Bibbins (10 pts, 11 reb) both posted double-doubles. Defense keyed the win over the Bulldogs as Tulane scored 20 points off 21 turnovers and out-rebounded Mississippi State, 48-40.

While Tulane struggled to hit baskets early on, the Wave bounced back to convert 44.2 percent of their shots the rest of the way (19-of-43). In addition, Tulane made 21 trips to the free-throw line and held the Bulldogs to just two shots from the charity stripe.

Mississippi State led 20-13 with 7:33 remaining in the opening stanza, but a Brett Benzio free throw sparked a 15-8 Tulane run the rest of the half to give the Green Wave a 28-23 advantage at the break. The two teams traded baskets to start the second half and the Bulldogs cut the deficit to one at 31-30 on a Porsha Porter 3-pointer less than two minutes into the frame. From there, however, Lindsey, Bibbins and Aidoo hit consecutive layups before Olivia Grayson drained a 3-pointer to push the lead to 10 and the route was on.

Tulane led 42-32 with 11:19 left to play and the Green Wave halted any talk of a Mississippi State comeback with a 13-1 rally - which Aidoo capped with her final 3-pointer of the night - over the next 6:11 to stretch the lead to 22 at 55-33. The closest the Bulldogs would get from there was 18 on two occasions, and freshman forward Laura Stokes capped the scoring with a jumper in the lane with 16 seconds on the clock.

Tulane 62, Mississippi State 42

11/16/10 in New Orleans, La. - Fogelman Arena

VISITORS: Mississippi State (1-1)

Player	FG-A	3-A	FT-A	O-D-R	PF	TP	A	TO	B	S	MIN
25 Brown (f)	4-10	0-0	0-0	7-3-10	4	8	0	1	1	1	20
33 Govero (f)	2-13	1-6	0-0	3-1-4	5	5	2	2	2	3	36
5 Tabala (c)	1-1	0-0	0-0	0-4-4	3	2	0	4	3	0	16
3 Johnson (g)	6-16	2-6	0-0	2-4-6	2	14	2	3	0	1	36
4 Porter (g)	2-10	1-9	0-0	1-4-5	3	5	1	6	0	2	29
11 Rector	1-5	1-2	1-2	0-3-3	1	4	0	2	0	1	21
11 May	1-5	0-1	0-0	0-1-1	1	2	2	0	0	0	16
15 Young	1-1	0-0	0-0	2-1-3	1	2	2	0	0	1	15
32 Dunn	0-0	0-0	0-0	0-0-0	1	0	0	3	1	0	11
Team			2-2-4								
Totals.....	18-61	5-24	1-2	17-23-40	21	42	9	21	7	9	200

FG%	1st Half: 10-27 • 37.0%	2nd Half: 8-34 • 23.5%	Game: 29.5%
3-PT%	1st Half: 3-11 • 27.3%	2nd Half: 2-13 • 15.4%	Game: 20.8%
FT%	1st Half: 0-0 • 0.0%	2nd Half: 1-2 • 50.0%	Game: 50.0%

HOME: Tulane (2-0)

Player	FG-A	3-A	FT-A	O-D-R	PF	TP	A	TO	B	S	MIN
23 Aidoo (f)	7-16	4-9	0-0	3-4-7	1	18	2	3	0	2	33
35 Lindsey (f)	5-9	0-0	3-7	5-5-10	4	13	1	1	1	0	30
44 Benzio (c)	1-3	0-0	1-2	2-0-2	0	3	0	1	1	0	11
11 Barnes (g)	2-10	1-2	6-6	1-5-6	1	11	4	2	0	3	35
21 Grayson (g)	2-14	0-3	1-4	2-3-5	1	5	4	5	2	1	39
12 Hardie	0-0	0-0	0-0	0-0-0	0	0	0	0	0	0	1
25 Snow	0-1	0-0	0-0	0-1-1	2	0	3	1	1	1	19
32 Bibbins	4-8	0-1	2-2	4-7-11	0	10	1	3	1	1	28
34 Westby	0-0	0-0	0-0	0-0-0	0	0	0	0	0	0	1
42 Blankenship	0-0	0-0	0-0	0-0-0	0	0	0	0	0	0	1
51 Stokes	1-1	0-0	0-0	0-0-0	0	2	1	0	0	0	2
Team			4-2-6								
Totals.....	22-62	5-15	13-21	21-27-48	9	62	16	16	6	8	200

FG%	1st Half: 11-37 • 29.7%	2nd Half: 11-25 • 44.0%	Game: 35.5%
3-PT%	1st Half: 2-9 • 22.2%	2nd Half: 3-6 • 50.0%	Game: 33.3%
FT%	1st Half: 4-11 • 36.4%	2nd Half: 9-10 • 90.0%	Game: 61.9%

Officials: Jules Gallien, Craig Miller, Metta Roberts

Attendance: 445

Score by Periods	1st	2nd	Total
Mississippi State	23	19	42
Tulane	28	34	62

Barnes Leads Tulane Past S.F. Austin

Guard has 21 points, 7 steals in Green Wave's 83-65 victory

NACOGDOCHES, Texas—Roshaunda Barnes had 21 points, seven steals, four rebounds and a pair of assists as Tulane defeated Stephen F. Austin, 83-65, at Johnson Coliseum.

As a team, the Green Wave connected on 48.4 percent of their shots from the field, connecting on 15-of-31 shot attempts in both halves, and the defense held the Ladyjacks to a 28.2 shooting percentage on 22-of-78 shooting for the night. Tulane had a season-high 14 steals and turned 19 Stephen F. Austin turnovers into 29 points in transition.

Barnes was one of four Green Wave players to finish with double-digit scoring totals as Tiffany Aidoo had 16, Whitney Bibbins had 14 and Olivia Grayson tallied 13. Aidoo led Tulane on the boards with nine rebounds while Grayson paced the team with four assists. Bibbins led the Tulane with three blocks.

Tulane scored the first 10 points of the ballgame, but Stephen F. Austin rallied to outscore the Green Wave 23-10 during a 10:41 span midway through the first half to take a 23-22 advantage with 5:52 in the opening stanza. A back-and-forth struggled ensued for a while, but the Green Wave answered SFA's rally with a 14-5 run over the final 4:56 to take a 40-30 advantage in the locker room at the break.

The Wave's hot streak carried over into the early portion of the second half as Tulane scored 13 of the first 16 points of the stanza and the route was on. The Green Wave led by as many as 27 points at 71-44 when Aidoo hit one of her two 3-pointers with 7:46 left in regulation.

The Ladyjacks got hot from beyond the arc and hit five 3s over the final 5:29, but by then the game was already decided.

Tammara Marion led Stephen F. Austin with a game-high 24 points, including a 6-of-8 performance from 3-point land, while Decreasha Goodner was next with 13. Jordan Ford had 11 rebounds, Ebony Alexander SFA with five assists, and Amina Sawyer posted a pair of steals.

Tulane 83, Stephen F. Austin 65

11/20/10 in Nacogdoches, Texas - Johnson Coliseum

VISITORS: Tulane (3-0)

Player	FG-A	3-A	FT-A	O-D-R	PF	TP	A	TO	B	S	MIN
23 Aidoo (f)	5-8	2-5	4-4	2-7-9	2	16	1	2	0	0	33
35 Lindsey (f)	4-8	0-0	1-1	2-4-6	4	9	2	3	2	3	23
32 Bibbins (c)	4-8	0-1	6-7	2-1-3	1	14	0	0	3	1	27
11 Barnes (g)	9-16	0-2	3-5	0-4-4	2	21	3	4	2	7	34
21 Grayson (g)	4-13	0-4	5-7	2-6-8	2	13	4	2	0	2	32
12 Hardie	0-0	0-0	0-0	0-0-0	1	0	0	0	0	0	2
24 Kautsky	1-2	0-1	2-2	0-1-1	1	4	0	0	0	0	10
25 Snow	2-3	0-1	0-0	1-4-5	2	4	2	2	1	1	25
34 Westby	1-4	0-0	0-0	1-0-1	1	2	0	0	0	0	8
42 Blankenship	0-0	0-0	0-0	0-0-0	0	0	0	1	0	0	2
51 Stokes	0-0	0-0	0-0	0-1-1	0	0	0	1	0	0	4
Team			2-2-4								
Totals.....	30-62	2-14	21-26	12-30-42	16	83	12	15	8	14	200

FG%	1st Half: 15-31 • 48.4%	2nd Half: 15-31 • 48.4%	Game: 48.4%
3-PT%	1st Half: 1-8 • 12.5%	2nd Half: 1-6 • 16.7%	Game: 14.3%
FT%	1st Half: 9-12 • 75.0%	2nd Half: 12-14 • 85.7%	Game: 80.8%

HOME: Stephen F. Austin (0-3)

Player	FG-A	3-A	FT-A	O-D-R	PF	TP	A	TO	B	S	MIN
30 Davis (f)	0-5	0-0	3-6	2-1-3	4	3	1	2	0	0	13
32 Ford (f)	2-9	0-1	2-4	9-2-11	3	6	0	2	1	0	28
2 Conwright (g)	2-10	1-4	0-0	2-2-4	2	5	4	4	0	0	24
3 Marion (g)	9-20	6-8	0-0	3-2-5	0	24	1	0	0	1	36
24 Goodner (g)	4-8	3-7	2-2	2-5-7	1	13	1	3	0	0	27
1 Sampson	0-1	0-0	1-2	0-0-0	0	1	0	0	0	0	3
12 Alexander	1-7	0-4	2-5	2-2-4	2	4	5	4	0	1	19
33 Sawyer	1-4	0-0	0-1	3-2-5	4	2	0	1	0	2	13
41 Berry	0-5	0-2	0-0	0-1-1	1	0	4	0	0	1	14
44 Drennan	3-6	0-0	1-2	3-4-7	2	7	0	3	0	0	18
50 Turner	0-3	0-0	0-0	1-0-1	1	0	0	0	0	1	5
Team			5-2-7								
Totals.....	22-78	10-26	11-22	32-23-55	20	65	16	19	1	6	200

FG%	1st Half: 11-43 • 25.6%	2nd Half: 11-35 • 31.4%	Game: 28.2%
3-Pt.%	1st Half: 4-14 • 28.6%	2nd Half: 6-12 • 50.0%	Game: 38.5%
FT%	1st Half: 4-9 • 44.4%	2nd Half: 7-13 • 53.8%	Game: 50.0%

Tulane Survives Scare at LSU, 54-52

Grayson scores 21 points, snap Tigers 33-game streak vs. state

BATON ROUGE, La.—Olivia Grayson score a game-high 21 points and Roshaunda Barnes chipped in with 12 as Tulane defeated LSU, 54-52, at the Pete Maravich Assembly Center.

The victory snapped the Tigers' (2-3) 33-game winning streak against Louisiana opponents, dating back to Tulane's 76-72 win over LSU on Dec. 31, 1999, in Fogelman Arena.

As a team, the Green Wave hit just 31.7 percent of their shots from the field (19-of-60), including a 27.6 clip in the first half (8-of-29). The Tulane defense, however, held LSU to a 9-of-31 performance in the second half (.290).

The Green Wave got off to a good start as Tiffany Aidoo scored the game's opening points with a 3-pointer 12 seconds into the contest. Tulane led by six at 15-9 with 13:24 to go in the first half, but LSU answered with a 13-0 run over the next 6:36 to take a 22-15 advantage.

A pair of Brittany Lindsey free throws halted the streak and Grayson trey cut the deficit to a pair at 22-20 with 3:54 remaining before halftime. LSU's Katherine Graham scored the next four points on a jumper and a pair of free throws, and Grayson hit a jumper of her own with 10 seconds on the clock to make it a 26-22 affair at the break.

Tulane used a 12-7 run over the first 6:27 of the second half to take a 34-33 advantage as Barnes hit four consecutive baskets, including the go-ahead layup and another basket the next time down the floor to put the Green Wave on top, 36-34.

The two teams traded blows over the next nine-plus minutes and a Grayson layup with 3:58 left in regulation gave the Green Wave a 46-45 lead they would not relinquish.

The Tulane advantage swelled to as many as four twice and the Green Wave appeared to have the game in the bag with a 53-49 lead with 15.1 seconds left to play. Adrienne Webb hit her fourth 3-pointer of the night with 7.9 seconds left to make it a one-point affair, but Grayson hit 1-of-2 free throws on the ensuing possession for what proved to be the final score.

The Tigers' Destini Hughes drew a blocking call with three-tenths of a second remaining, but both of her free throws were off the mark and the Tulane celebration was underway.

Tulane 54, LSU 52

11/23/10 in Baton Rouge, La. - Pete Maravich Assembly Center

VISITORS: Tulane (4-0)

Player	FG-A	3-A	FT-A	O-D-R	PF	TP	A	TO	B	S	MIN
23 Aidoo (f)	1-9	1-5	0-0	2-5	4	3	1	1	0	0	34
35 Lindsey (f)	3-8	0-0	2-3	2-2	4	8	0	2	1	1	24
11 Barnes (g)	5-14	1-5	1-2	0-4	1	12	2	0	0	0	38
21 Grayson (g)	7-15	2-6	5-9	1-5	6	3	2	1	3	0	40
32 Bibbins (g)	2-10	1-2	2-2	3-5	8	2	7	1	5	2	38
25 Snow	0-1	0-0	0-0	0-0	0	0	0	0	0	0	6
44 Benzio	1-3	0-0	1-3	3-0	3	1	3	0	1	0	20
Team				5-3-8							1
Totals.....	19-60	5-18	11-19	16-24	40	15	54	6	13	3	200

FG%	1st Half: 8-29 • 27.6%	2nd Half: 11-31 • 35.5%	Game: 31.7%
3-PT%	1st Half: 4-11 • 36.4%	2nd Half: 1-7 • 14.3%	Game: 27.8%
FT%	1st Half: 2-3 • 66.7%	2nd Half: 9-16 • 56.3%	Game: 57.9%

HOME: LSU (2-3)

Player	FG-A	3-A	FT-A	O-D-R	PF	TP	A	TO	B	S	MIN
22 Jones (f)	0-6	0-2	0-0	0-5	3	0	4	3	0	0	28
35 Turnbow (f)	3-8	0-0	1-2	1-5	6	7	0	3	1	0	30
1 Graham (g)	4-7	0-0	4-6	3-3	6	2	12	5	0	1	32
3 Eason (g)	0-0	0-0	0-0	1-2	3	0	3	1	0	0	18
10 Webb (g)	6-19	4-8	0-0	1-6	7	4	16	0	2	0	18
5 Kenney	4-9	2-3	0-0	2-5	7	3	10	0	1	0	22
20 Hughes	2-5	2-4	1-4	0-3	1	7	2	0	0	0	22
23 McKinney	0-0	0-0	0-0	0-0	0	0	0	0	0	0	0+
25 Black	0-0	0-0	0-0	3-2	5	3	0	0	2	1	0
Team				1-1-2							1
Totals.....	19-54	8-17	6-12	12-32	44	19	52	11	18	2	200

FG%	1st Half: 10-23 • 43.5%	2nd Half: 9-31 • 29.0%	Game: 35.2%
3-PT%	1st Half: 4-7 • 57.1%	2nd Half: 4-10 • 40.0%	Game: 47.1%
FT%	1st Half: 2-2 • 100%	2nd Half: 4-10 • 40.0%	Game: 50.0%

Officials: Scott Yarbrough, Amy Bonner, Gina Cross
Attendance: 2767

Score by Periods	1st	2nd	Total
Tulane	22	32	54
LSU	26	26	52

Wave Suffers First Defeat, 83-76

Portland State holds off late Tulane rally in Colliers Classic opener

BERKELEY, Calif.— Four Green Wave players posted double-figure scoring totals and Olivia Grayson had a double-double with 13 points and 11 rebounds, but it was not enough as Tulane dropped an 83-76 decision to Portland State in day one of the Colliers International Classic at Haas Pavilion.

Tulane trailed 41-30 at halftime and were down by 10 at 71-61 with 5:56 left in regulation. The Green Wave cut the deficit to a deuce courtesy of a 12-4 rally over the next 3:59 to make it 75-73 with 1:57 to go. The Tulane defense held Portland State without a field goal the rest of the way, but the Vikings hit 8-of-10 free throws down the stretch to account for the final score.

Portland State got off to a red-hot start, hitting two of its first four shots and getting a pair of free throws by Shauneice Samms to claim a 7-0 advantage the Vikings would not relinquish. Tulane answered with a 5-0 rally to make it a two-point affair, before Portland State used a 9-0 run to make it a 16-5 ballgame just over seven minutes into the opening stanza.

Tulane got the deficit under double-digits nine times the remainder of the half, but Portland State came right back on each instance and went into the locker room at halftime on top by 11. The Vikings' lead swelled to as many as 13 twice and the Green Wave cut the deficit to six at 67-61 on a Barnes layup with 6:37 to go only to see Lexi Bishop hit a layup and Valentine drained a 3-pointer on the Vikings' next two trips down the floor to push the Portland State lead back to 10. Down by eight 2:21 later, Roshaunda Barnes hit a layup, Tyria Snow stole a pass dishd to Whitney Bibbins for another score, and Brett Benzio found the hoop off a pass from Grayson to make it a two-point ballgame.

Samms hit one-of-two free throws the next time down the court and Tulane had a chance to make it a one-point affair on the ensuing possession. Benzio drew a foul to stop the clock with 1:26 to go, but both of her shots from the charity stripe were off the mark. Portland State's performance from the free throws held the Wave at arms' length the rest of the way.

Portland State 83, Tulane 76

11/27/10 in Berkeley, Calif. - Haas Pavilion

VISITORS: Tulane (4-1)

Player	FG-A	3-A	FT-A	O-D-R	PF	TP	A	TO	B	S	MIN
23 Aidoo (f)	4-15	0-3	4-6	3-2	5	12	1	0	0	2	25
32 Bibbins (f)	3-7	0-2	0-0	0-1	1	6	1	1	0	1	31
35 Lindsey (f)	7-7	0-0	5-5	1-0	1	2	19	0	2	1	18
11 Barnes (g)	7-20	1-3	1-1	2-5	7	16	3	6	1	2	32
21 Grayson (g)	5-18	1-2	2-2	2-9	11	4	13	3	1	0	40
24 Kautsky	0-1	0-1	0-1	1-2	3	1	0	0	0	0	13
25 Snow	1-1	0-0	1-1	2-1	3	2	3	0	1	0	2
34 Westby	1-1	0-0	0-0	1-0	1	2	0	1	0	0	3
44 Benzio	2-4	0-0	1-4	2-2	4	5	2	2	0	0	19
Team				1-2-3							
Totals.....	30-74	2-11	14-20	15-24	39	17	76	10	14	2	200

FG%	1st Half: 11-27 • 40.7%	2nd Half: 19-47 • 40.4%	Game: 40.5%
3-PT%	1st Half: 1-3 • 33.3%	2nd Half: 1-8 • 12.5%	Game: 18.2%
FT%	1st Half: 7-9 • 77.8%	2nd Half: 7-11 • 63.6%	Game: 70.0%

HOME: Portland State (3-1)

Player	FG-A	3-A	FT-A	O-D-R	PF	TP	A	TO	B	S	MIN
14 Samms (f)	7-7	0-0	2-5	3-1	4	0	16	0	1	1	20
22 Valentine (f)	9-15	3-3	3-4	3-4	7	24	0	4	0	1	35
21 Jones (g)	7-11	2-4	4-5	1-3	4	2	20	8	4	0	36
23 VanBroeklin (g)	7-16	2-3	3-6	0-12	12	4	19	1	8	1	34
33 Bishop (g)	1-9	0-2	0-0	2-2	3	2	6	1	0	1	34
2 Lampman	0-2	0-0	0-0	1-0	1	0	0	1	0	0	10
20 Marchant	1-3	0-2	0-0	1-0	1	0	2	0	0	0	5
32 Wade	0-1	0-0	0-0	1-0	1	2	0	0	2	0	8
44 Cremer	0-4	0-2	0-0	2-2	4	1	0	2	0	0	11
45 Eguwatu	0-1	0-0	0-0	1-0	1	2	0	1	0	0	7
Team				1-5-6							
Totals.....	32-69	7-16	12-20	16-29	45	17	83	18	21	2	200

FG%	1st Half: 17-40 • 42.5%	2nd Half: 15-29 • 51.7%	Game: 46.4%
3-PT%	1st Half: 5-11 • 45.5%	2nd Half: 2-5 • 40.0%	Game: 43.8%
FT%	1st Half: 2-4 • 50.0%	2nd Half: 10-16 • 62.5%	Game: 60.0%

Officials: Cathi Cornell, Bret Gervasoni, Penny Davis

Attendance: 88

Score by Periods	1st	2nd	Total
Tulane	30	46	76
Portland State	41	42	83

TU Downs Cal State Fullerton, 80-62

Brett Benzio posts 18 points, 8 rebounds in the win

BERKELEY, Calif.—Brett Benzio scored a season-high 18 points and tied for team-high rebounding honors with eight as Tulane defeated Cal State Fullerton 80-62 in the consolation game of the Colliers International Classic at Haas Pavilion.

Benzio, who has been hampered with an elbow injury suffered in the second game of the 2010-11 season, hit 9-of-15 shots from the field and five of her rebounds came off the offensive glass.

As a team, the Green Wave hit a season-best 51.5 percent of their shots from the field after converting 34-of-66 attempts, including a 4-of-9 performance from beyond the 3-point arc (.444). Defensively, Tulane held the Titans to a 35.0 clip (21-of-60), including an 8-for-30 showing in the second half as the Green Wave held Cal State Fullerton without a basket over the final 7:34 of the ballgame.

The game began as a slugfest as the two teams matched each other basket-for-basket over the first 8:20 of the first half. With Cal State Fullerton leading 20-19 with 11:40 on the clock, however, Tulane went on a 10-0 run over the next 2:50 to take a 29-20 lead it would not relinquish.

The Green Wave led by as many as 14 twice in the opening stanza before the Titans closed the half with five straight points to make it a 41-32 contest at the break. A Benzio layup 1:47 into the second half pushed the advantage back to 11 and the lead never got below double digits the rest of the way. Benzio's basket sparked a 12-5 Green Wave rally to start the half and expand the lead to 16 at 53-37 with 15:27 remaining in regulation.

Cal State Fullerton whittled the lead down to 11 on three occasions, the last coming at the 4:52 to make it 69-58. From there, however, Tulane went on an 11-2 run capped by a layup by Laura Stokes to make it a 20-point contest. The Titans' Alex Thomas accounted for the games' final points with two free throws with 3.1 seconds to play.

Tulane 80, Cal State Fullerton 62

11/28/10 in Berkeley, Calif. - Haas Pavilion

VISITORS: Tulane (5-1)

Player	FG-A	3-A	FT-A	O-D-R	PF	TP	A	TO	B	S	MIN
23 Aidoo (f)	1-6	0-3	0-0	1-4	5	2	2	4	2	0	29
32 Bibbins (f)	7-10	0-0	1-2	2-6	8	1	15	0	2	0	28
44 Benzio (c)	9-15	0-0	0-0	5-3	8	3	18	0	2	1	30
11 Barnes (g)	6-13	1-1	2-2	2-2	4	15	6	2	0	1	36
21 Grayson (g)	6-12	3-5	5-6	0-3	3	20	6	3	0	0	33
24 Kautsky	1-2	0-0	0-0	1-2	3	0	2	0	1	0	12
25 Snow	1-3	0-0	0-0	1-3	4	2	2	3	1	1	0
34 Westby	2-4	0-0	0-0	1-0	1	4	0	0	0	0	19
42 Blankenship	0-0	0-0	0-0	0-0	0	0	0	0	0	0	1
51 Stokes	1-1	0-0	0-0	0-0	0	2	0	0	0	0	1
Team				2-2-4							
Totals.....	34-66	4-9	8-10	15-25	40	15	80	19	13	2	200

FG%	1st Half: 18-34 • 52.9%	2nd Half: 16-32 • 50.0%	Game: 51.5%
3-PT%	1st Half: 1-2 • 50.0%	2nd Half: 3-7 • 42.9%	Game: 44.4%
FT%	1st Half: 4-4 • 100%	2nd Half: 4-6 • 66.7%	Game: 80.0%

HOME: Cal State Fullerton (3-4)

Player	FG-A	3-A	FT-A	O-D-R	PF	TP	A	TO	B	S	MIN
30 Olivier (f)	1-5	0-1	4-4	2-5	7	2	6	0	1	0	1
34 Breille (c)	1-2	0-0	2-2	1-5	6	1	4	3	1	0	0
4 Thomas (g)	3-7	0-1	2-2	1-1	2	3	8	2	2	0	18
23 Richardson (g)	3-9	1-2	5-6	0-2	2	12	3	5	0	2	32
32 Grove (g)	6-17	0-2	2-4	2-1	3	14	0	1	1	1	35
1 Chow	2-4	2-4	0-0	0-0	0	6	1	0	0	1	15
3 Crisp	1-3	0-1	1-1	4-1	5	1	3	1	1	1	0
10 Richie	0-3	0-0	0-0	1-0	1	0	0	1	0	0	7
14 Avila	2-3	0-0	0-0	2-0	2	4	1	0	0	0	7
22 Grayson	2-6	0-0	1-2	2-0	2	1	5	0	1	1	14
24 Neal	0-1	0-0	0-0	1-1	2	0	0	1	2	0	8
44 Lutu	0-0	0-0	0-0	0-0	0	0	0	0	0	0	2
55 Bushong	0-0	0-0	0-0	0-1	1	0	0	0	1	0	0
Team				0-2-2							
Totals.....	21-60	3-11	17-21	16-19	35	11	62	12	16	3	200

FG%	1st Half: 13-30 • 43.3%	2nd Half: 8-30 • 26.7%	Game: 35.0%
3-PT%	1st Half: 2-4 • 50.0%	2nd Half: 1-7 • 14.3%	Game: 27.3%
FT%	1st Half: 4-5 • 80.0%	2nd Half: 13-16 • 81.3%	Game: 81.0%

Officials: Marianne Karp, Alejandro Moreno, Jim Morrell

Attendance: 165

Score by Periods	1st	2nd	Total
Tulane	41	39	80
Cal State Fullerton	32	30	62



Game Recaps

Wave Holds On To Down Detroit

Bibbins posts double-double as Tulane defeats Titans, 63-55

NEW ORLEANS— Whitney Bibbins posted her second double-double of the season with 11 points and 11 rebounds as Tulane defeated Detroit 63-55 in the Big Easy Classic.

Tulane held a 29-21 advantage at halftime and led by as many as 17 at 45-28 just under six minutes into the second half. The Green Wave advantage remained in double-digits until a Jalesa Jones layup with 8:43 left in regulation cut the deficit to nine at 49-40. The Titans whittled the Tulane lead down to just a pair at 55-53 five minutes and 20 second later, but the Green Wave rattled off seven straight points late to put the game away. Tulane got off to a rough start offensively and Detroit held the early lead at 9-6 with 13:28 left to play in the first half. From there, Brett Benzio sparked a 7-0 run to stake Tulane to a 16-9 advantage with just over 10 minutes to play until halftime.

As if to foreshadow things to come, Detroit responded with five straight points to cut the deficit to two at 16-14, but Tulane outscored the Titans 13-7 the rest of the stanza to take an eight-point lead into the locker room at the break.

Tiffany Aidoo sandwiched a pair of 3-pointers around a Detroit free throw in the opening minutes of the second half and Tulane appeared to take control of the contest with a 10-4 rally to hold a 45-28 lead with 14:04 left in regulation. Following a basket by Detroit's Yar Shayok and a jumper by Grayson, the Titans went on a 10-2 run to make it a nine-point contest on Jones' layup at the 8:43 mark.

Tulane got the lead back to 10 at 53-43 on a layup by Roshaunda Barnes with 6:30 left to play, but Detroit got a 3-pointer by Dominique Dixon, back-to-back layups by Jones and a Lauren Allen trey to make it 55-53 with 3:23 on the clock.

Allen's 3-pointer would be Detroit's second-to-last basket of the night as Tulane scored seven straight to stretch the lead back to nine. The Titans broke the streak on a Talicia Washington layup with six second to go and Grayson closed out the scoring by hitting one-of-two free throws in the final second to account for the final score.

Tulane 63, Detroit 55

12/5/10 in New Orleans - Fogelman Arena

VISITORS: Detroit (3-4)

Player	FG-A	3-A	FT-A	O-D-R	PF	TP	A	TO	B	S	MIN
25 Shayok (f)	6-13	0-0	1-2	4-3-7	1	13	0	2	4	0	32
30 Washington (f)	5-9	0-0	1-1	7-9-16	2	11	0	3	0	1	30
1 Jones (g)	3-6	0-0	1-2	3-2-5	2	7	4	3	0	1	24
14 Allen (g)	4-11	2-7	0-0	1-5-6	1	10	3	0	0	2	32
21 Dixon (g)	4-12	2-6	1-3	1-2-3	5	11	2	1	0	1	31
5 Spaude	0-0	0-0	0-0	0-0-0	0	0	0	1	0	0	2
12 Fambro	0-11	0-4	2-4	1-2-3	3	2	1	1	0	0	15
20 Halter	0-0	0-0	1-2	1-0-1	0	1	0	1	0	0	4
23 Shearer	0-1	0-1	0-0	0-0-0	2	0	1	2	0	1	12
24 Langham	0-0	0-0	0-0	2-1-3	1	0	0	0	0	0	9
41 Thornton	0-2	0-1	0-0	0-2-2	2	0	1	1	0	0	9
Team	4-2-6										
Totals.....	22-65	4-19	7-14	24-28-52	19	55	12	15	4	6	200

FG%	1st Half: 8-30 • 26.7%	2nd Half: 14-35 • 40.0%	Game: 33.8%
3-PT%	1st Half: 2-10 • 20.0%	2nd Half: 2-9 • 22.2%	Game: 21.1%
FT%	1st Half: 3-4 • 75.0%	2nd Half: 4-10 • 40.0%	Game: 50.0%

HOME: Tulane (7-1)

Player	FG-A	3-A	FT-A	O-D-R	PF	TP	A	TO	B	S	MIN
23 Aidoo (f)	4-14	4-9	4-6	1-6-7	1	16	1	0	1	0	35
32 Bibbins (f)	4-11	0-1	3-4	6-5-11	1	11	1	0	1	1	30
44 Benzio (c)	3-9	0-0	2-3	5-5-10	3	8	2	0	2	0	31
11 Barnes (g)	3-8	0-1	0-0	1-0-1	3	6	3	3	1	1	33
21 Grayson (g)	5-15	2-5	6-8	3-3-6	1	18	6	1	0	5	37
24 Kautsky	1-4	0-1	0-0	2-3-5	0	2	0	1	0	0	16
25 Snow	1-3	0-0	0-1	1-1-2	1	2	3	1	0	1	15
34 Westby	0-0	0-0	0-0	0-0-0	1	0	1	1	0	0	3
Team	1-1-2										
Totals.....	21-64	6-17	15-22	20-24-44	11	63	17	9	4	9	200

FG%	1st Half: 9-37 • 24.3%	2nd Half: 12-27 • 44.4%	Game: 32.8%
3-PT%	1st Half: 3-11 • 27.3%	2nd Half: 3-6 • 50.0%	Game: 35.3%
FT%	1st Half: 8-11 • 72.7%	2nd Half: 7-11 • 63.6%	Game: 68.2%

Officials: Kelly Johnson, Marlin Ramsey, John Fletcher
Attendance: 670

Score by Periods	1st	2nd	Total
Detroit	21	34	55
Tulane	29	34	63

Tulane Falls To Louisiana Tech, 78-72

All five Green Wave starters hit double digits but late rally fall short

NEW ORLEANS—All five Green Wave starters posted double-figure scoring totals, but it was not enough as Tulane dropped a 78-72 decision to Louisiana Tech in Fogelman Arena.

The Lady Techster led by as many as 14 with 8:33 left to play in regulation as Louisiana Tech held a 60-46 advantage. Tulane rallied to cut the deficit to three on three occasions and got it down to one on an Olivia Grayson basket with 1:51 left on the clock to make it 68-67. Louisiana Tech, however, had an answer each time to hold on for the win.

Two main reasons for the Louisiana Tech victory were free throws and rebounding. The Lady Techsters out-rebounded the Green Wave 53-26 and turned 19 offensive rebounds into 15 second-chance points. In addition, Tulane was just 17-of-31 from the free throw line while Louisiana Tech hit 17-of-28 shots from the charity stripe.

The two teams traded the first eight points of the game, but Louisiana Tech broke the 4-4 tie on a jumper to spark a 12-4 rally. Tulane rallied to take a 22-21 lead on a Whitney Bibbins free throw with 6:14 left to play in the opening stanza. A back-and-fourth battle ensued, and with the score knotted at 25-all, Tulane got a Grayson 3-pointer and a Danielle Nunn layup to take a five-point advantage at the 1:50 mark. Louisiana Tech, however, answered with a layup by Kiara Young and a Jasmine Randolph 3-pointer made it a 30-30 contest heading into the break.

Louisiana Tech scored the first four points of the second half and never trailed again. The lead hovered around four over the next seven minutes, but Whitney Jones sparked a 10-0 Techster rally to make it a 60-46 ballgame with 8:10 left to play. Tulane responded with a 12-1 rally to cut the deficit to three at 61-58 only to see Louisiana Tech come right back and take a 10-point lead on a pair of Johnson free throws with 3:23 on the clock.

Fueled by an energetic crowd, the Green Wave defense clamped down and the offense answered with nine straight points to make it 68-67 just over a minute and a half later, but Young hit a layup on the ensuing possession and Louisiana Tech hit 7-of-9 free throws down the stretch to walk away with the victory.

Louisiana Tech 78, Tulane 72

12/17/10 in New Orleans - Fogelman Arena

VISITORS: Louisiana Tech (6-3)

Player	FG-A	3-A	FT-A	O-D-R	PF	TP	A	TO	B	S	MIN
12 Donaldson (f)	3-6	0-0	0-0	2-7-9	5	6	4	3	1	2	30
33 Johnson (f)	3-9	0-0	2-2	3-5-8	4	8	1	3	0	2	23
14 Mackey (g)	7-10	0-1	2-6	2-3-5	3	16	1	1	0	1	25
23 Jones (g)	4-9	1-5	3-4	2-1-3	4	12	2	4	0	1	37
32 Bendolph (g)	4-9	1-4	8-10	1-6-7	1	17	7	11	0	1	36
2 Thomas	1-5	0-1	0-0	2-4-6	2	2	2	2	2	2	17
3 Young	6-7	0-0	4-4	6-6-12	3	12	0	2	0	0	20
21 Holloway	0-0	0-0	2-2	0-0-0	0	2	1	0	0	0	4
22 Felton	1-2	1-2	0-0	0-1-1	1	3	0	0	0	1	8
Team	1-1-2										
Totals.....	29-57	3-13	17-28	19-34-53	23	78	18	26	3	9	200

FG%	1st Half: 12-28 • 42.9%	2nd Half: 17-29 • 58.6%	Game: 50.9%
3-PT%	1st Half: 2-9 • 22.2%	2nd Half: 1-4 • 25.0%	Game: 23.1%
FT%	1st Half: 4-6 • 66.7%	2nd Half: 13-22 • 59.1%	Game: 60.7%

HOME: Tulane (7-2)

Player	FG-A	3-A	FT-A	O-D-R	PF	TP	A	TO	B	S	MIN
20 Nunn (f)	3-7	0-0	6-14	3-3-6	3	12	0	2	0	2	36
23 Aidoo (f)	6-13	4-9	0-0	0-1-1	5	16	1	2	0	4	35
11 Barnes (g)	4-12	0-4	3-4	0-2-2	3	11	6	2	1	5	34
21 Grayson (g)	4-10	2-5	3-5	1-2-3	5	13	5	3	0	1	35
32 Bibbins (g)	5-8	1-2	2-4	2-5-7	1	13	2	3	1	1	32
24 Kautsky	0-2	0-1	0-0	0-1-1	0	0	1	0	0	0	6
25 Snow	0-2	0-0	0-0	0-0-0	0	0	0	1	0	0	11
35 Lindsey	2-4	0-0	3-4	1-0-1	4	7	0	0	1	1	11
Team	3-2-5										
Totals.....	24-58	7-21	17-31	10-16-26	21	72	15	14	3	14	200

FG%	1st Half: 10-29 • 34.5%	2nd Half: 14-29 • 48.3%	Game: 41.4%
3-PT%	1st Half: 4-11 • 36.4%	2nd Half: 3-10 • 30.0%	Game: 33.3%
FT%	1st Half: 6-14 • 42.9%	2nd Half: 11-17 • 64.7%	Game: 54.8%

Officials: Beverly Roberts, Tina Napier, Felicia Grinter
Attendance: 860
Score by Periods

1st	2nd	Total	
Louisiana Tech	30	48	78
Tulane	30	42	72

Aidoo's 20 Lifts Wave Past Hawks

Green Wave win Big Easy opener over Saint Joseph's 67-58

NEW ORLEANS—Tiffany Aidoo scored a career-high 20 points and Brett Benzio pulled down a game-high 10 rebounds as Tulane defeated Saint Joseph's 67-58 in game one of the Big Easy Classic in Fogelman Arena.

Benzio's effort on the boards helped the Green Wave shoot a 41-30 advantage on the glass, and Tulane held the Hawks to just eight offensive rebounds and four second-chance points.

Aidoo was one of three Green Wave players to tally double-digit scoring totals as Roshaunda Barnes had 14 and Whitney Bibbins finished with 11. Olivia Grayson led the team with six assists and Barnes had five of the Green Wave's 13 steals for the game.

The Hawks came out red hot and hit 11 of their first 15 shots from the field to connect at a 56.5 clip (13-of-23) in the first half. Following halftime, however, the Tulane defense picked things up and held Saint Joseph's to a 34.4 field goal percentage (11-of-32), including a 2-of-9 showing from beyond the 3-point arc.

Saint Joseph's used its hot shooting to open a seven-point advantage at 19-12 just over seven minutes into the ballgame. Tulane answered with a Grayson 3-pointer and layups by Barnes and Bibbins for a 7-0 rally to knot the score at the 10:26 mark. The two teams traded the next 24 points and with the score knotted at 31-all, Bibbins hit a free throw and rookie post Ashley Westby - who finished with a career-high eight points - follow with a layup plus an and-one free throw to give the Green Wave a 35-31 lead at the break.

Tulane's lead swelled to as many as 10 twice in the second half but Saint Joseph's would not go away quietly. Down 46-36 with 13:30 left to play, the Hawks went on a 9-0 run to cut the deficit to one. The two teams traded blows over the next 7:37, and with the score tied at 56-56, Grayson converted a layup to give Tulane a 58-56 advantage it would not relinquish.

Grayson's basket sparked a 7-0 Green Wave run as Tulane got a pair of free throws from Bibbins and three more from Barnes to cap the rally. Tulane outscored the Hawks 5-2 the rest of the way to account for the final score.

Tulane 67, Saint Joseph's 58

12/3/10 in New Orleans, La. - Fogelman Arena

VISITORS: Saint Joseph's (3-3)

Player	FG-A	3-A	FT-A	O-D-R	PF	TP	A	TO	B	S	MIN
21 Van Grinsven (f)	2-10	0-0	1-2	1-7-8	3	5	1	3	3	0	30
24 Cavallo (f)	6-9	0-0	0-0	1-1-2	5	12	0	2	1	1	34
15 Kuester (g)	1-1	1-1	0-0	0-1-1	3	3	1	0	0	0	15
22 Baker (g)	8-15	0-4	2-2	0-6-6	3	18	3	2	0	4	40
25 Prim (g)	1-3	0-1	2-2	0-0-0	3	4	7	5	0	0	19
1 Gotfrida	1-1	0-0	0-0	0-0-0	1	2	0	1	0	0	5
3 Shields	2-9	2-6	0-0	0-2-2	2	6	4	3	0	2	21
12 Villa	1-4	0-1	0-0	3-0-3	2	2	1	2	0	1	22
14 Bryant	2-3	2-2	0-0	0-1-1	2	6	0	0	0	0	11
20 Smith	0-0	0-0	0-0	0-0-0	0	0	0	1	0	0	3
Team	3-4-7										
Totals.....	24-55	5-15	5-6	8-22-30	24	58	17	19	4	8	200

FG%	1st Half: 13-23 • 56.6%	2nd Half: 11-32 • 34.4%	Game: 43.6%
3-PT%	1st Half: 3-6 • 50.0%	2nd Half: 2-9 • 22.2%	Game: 33.3%
FT%	1st Half: 2-2 • 100.0%	2nd Half: 3-4 • 75.0%	Game: 83.3%

HOME: Tulane (6-1)

Player	FG-A	3-A	FT-A	O-D-R	PF	TP	A	TO	B	S	MIN
23 Aidoo (f)	6-10	3-4	5-5	2-2-4	2	20	1	4	0	2	35
32 Bibbins (f)	2-8	0-0	7-9	6-0-6	1	11	1	2	0	0	35
44 Benzio (c)	3-5	0-0	0-0	4-6-10	3	6	2	2	2	3	31
11 Barnes (g)	5-15	1-5	3-8	1-8-9	2	14	4	0	4	5	35
21 Grayson (g)	3-13	1-4	1-3	2-6-8	1	8	6	4	1	1	38
24 Kautsky	0-0	0-0	0-0	0-0-0	0	0	2	1	0	1	9
25 Snow	0-1	0-0	0-0	0-0-0	0	0	0	0	0	0	7
34 Westby	3-4	0-0	2-2	1-0-1	0	8	0	0	0	1	10
Team	2-1-3										
Totals.....	22-56	5-13	18-27	18-23-41	9	67	16	7	3	13	200

FG%	1st Half: 13-33 • 39.4%	2nd Half: 9-23 • 39.1%	Game: 39.3%
3-PT%	1st Half: 5-12 • 41.7%	2nd Half: 0-1 • 0.0%	Game: 38.5%
FT%	1st Half: 4-4 • 100.0%	2nd Half: 14-23 • 60.9%	Game: 6.7%

Officials: Mary Day, Meta Roberts, Jules Gallien
Attendance: 733

Score by Periods	1st	2nd	Total
Saint Joseph's	31	27	58
Tulane	35	32	67

Lindsey, Nunn Lead Wave Past ULM

Green Wave tandem come off bench to score 35 in 78-67 win

MONROE, La.—Forwards Brittany Lindsey and Danielle Nunn combined to score 35 points off the bench as Tulane defeated Louisiana-Monroe, 78-67, at Fant-Ewing Coliseum.

As a team, the Green Wave shot .491 from the field after connecting on 27-of-55 shots, including a 53.8 percentage in the second half (14-of-26).

While Lindsey and Nunn finished with 18 and 17 points, respectively, the Green Wave also got an 11-point effort from Brett Benzio and 10 points from Tiffany Aidoo. All told, the Tulane frontcourt hit 55.2 of their shots (21-of-38) and accounted for 71.8 percent of the Wave's point totals.

Tulane got off to a good start as Olivia Grayson and Benzio hit the first two baskets of the game, but the Warhawks outscored the Green Wave 11-2 to take a five point advantage at 11-6 with 14:08 to play in the first half. Tulane answered with a 15-2 over the next 5:18 to take make it a 10-point ballgame at 23-13 and the advantage remained in double digits at the 6:04 mark when Tulane held a 27-17 lead. From there, ULM whittled the Tulane advantage down to a pair on three occasions. A Warhawk 3-pointer with 14 seconds before the break made it a one-point affair at 35-34, but Roshaunda Barnes answered with a trey of her own just before the halftime buzzer to send Tulane into the locker room on top 38-34.

The Warhawks scored six of the second half's first eight points to tie the game at 40-all. Tulane responded with back-to-back baskets by Lindsey and Aidoo, and the Green Wave never trailed again. The closest ULM came the rest of the game was one at 49-48 with 15:05 left in regulation and Tulane answered with seven straight points and got the lead back to double digits at 64-54 when Nunn hit a free throw with 8:43 to play. ULM got the deficit down to three at 66-63 with 4:53 to go and 68-65 with 4:05 on the clock. From there, Tulane outscored the Warhawks 10-2 the rest of the way to hang on for the win.

Tulane 78, Louisiana-Monroe 67
12/20/10 in Monroe, La. - Fant-Ewing Coliseum

VISITORS: Tulane (8-2)

Player	FG-A	3-A	FT-A	O-D-R	PF	TP	A	TO	B	S	MIN
23 Aidoo (f)	3-8	2-5	2-2	0-3-3	5	10	0	0	0	2	21
32 Bibbins (f)	0-4	0-1	0-2	1-3-4	1	0	2	2	0	0	19
44 Benzio (c)	5-9	0-0	1-2	1-3-4	2	11	1	2	3	1	28
11 Barnes (g)	4-7	1-1	8-8	2-2-4	3	17	5	4	0	3	35
21 Grayson (g)	2-5	1-2	0-0	2-4-6	3	5	5	7	0	0	34
12 Hardie	0-0	0-0	0-0	0-0-0	0	0	0	1	0	0	0+
20 Nunn	5-9	0-0	7-9	1-3-4	3	17	3	1	0	0	27
24 Kautsky	0-1	0-0	0-0	0-0-0	0	0	0	1	0	0	0
25 Snow	0-0	0-0	0-0	0-0-0	1	0	0	0	0	0	4
35 Lindsey	8-12	0-0	2-2	1-3-4	2	18	1	1	1	1	27
Team	0-4-4										
Totals.....	27-55	4-9	20-25	8-25-33	20	78	18	18	4	7	200

FG%	1st Half: 13-29 • 44.8%	2nd Half: 14-26 • 53.8%	Game: 49.1%
3-PL%	1st Half: 1-4 • 25.0%	2nd Half: 3-5 • 60.0%	Game: 44.4%
FT%	1st Half: 11-15 • 73.3%	2nd Half: 9-10 • 90.0%	Game: 80.0%

HOME: Louisiana-Monroe (6-6)

Player	FG-A	3-A	FT-A	O-D-R	PF	TP	A	TO	B	S	MIN
30 Courtney (f)	6-11	0-2	3-4	2-2-4	3	15	3	0	0	1	29
32 S.Williams (f)	6-12	0-0	1-4	4-5-9	1	13	1	2	0	2	34
35 L.Williams (c)	2-7	0-0	3-5	1-5-6	1	7	0	1	0	1	26
3 Torres (g)	3-8	1-4	1-2	0-2-2	3	8	2	6	0	1	27
23 Mbiandja (g)	2-8	0-1	2-2	3-3-6	4	6	6	4	0	2	29
1 Zollicoffer	0-0	0-0	0-0	0-1-1	0	0	1	1	0	0	7
12 A.Tugler	3-3	1-1	0-1	1-1-2	1	7	1	3	1	1	16
14 Wakefield	1-3	0-1	0-0	0-1-1	0	2	0	0	0	0	11
15 Rawson	2-5	0-0	0-0	1-0-1	3	4	0	1	0	0	12
21 E.Tugler	1-1	1-1	0-0	0-0-0	0	3	1	0	0	0	2
22 Shaw	1-3	0-0	0-0	0-0-0	1	2	0	1	0	0	7
Team	2-0-2										
Totals.....	27-61	3-10	10-18	14-20-34	17	67	15	19	1	8	200

FG%	1st Half: 13-28 • 46.4%	2nd Half: 14-33 • 42.4%	Game: 44.3%
3-PL%	1st Half: 3-6 • 50.0%	2nd Half: 0-4 • 0.0%	Game: 30.0%
FT%	1st Half: 5-6 • 83.3%	2nd Half: 5-12 • 41.7%	Game: 55.6%

Officials: Brian Garland, Darci Dell, Rusty Gilbert

Attendance: 853

Score by Periods	1st	2nd	Total
Tulane	38	40	78
Louisiana-Monroe	34	33	67

Aidoo's Treys Lead Wave Past NSU

Senior drains six 3-pointers in 84-65 win over the Colonels

NEW ORLEANS—Tiffany Aidoo hit a career-best six 3-pointers and tied a career high with 20 points as Tulane defeated Nicholls State, 84-65, in the opening contest of the Tulane/DoubleTree Classic in Fogelman Arena.

The Green Wave held a slight 43-39 advantage at halftime, but held the Colonels to an 8-for-29 shooting performance (.286) over the final 20 minutes of play. The Nicholls State defense forced 26 Tulane turnovers, including 17 via steal, but the home team used Aidoo's hot shooting from the perimeter and a 44-14 edge in the paint to come away with the victory.

As a team, the Green Wave shot a season-best 64.0 percent from the field (32-of-50), including a 17-of-22 showing in the first half (.773). Tulane's defense held Nicholls State to a 32.3 field goal percentage for the contest, but the Colonels kept things close for a while with a solid 3-point effort of their own as the visitors had 10 treys on the day. NSU was 7-of-16 from beyond the arc in the first half, but the Green Wave held the Colonels to a 3-of-11 showing from 3-point land following halftime.

Tulane scored the first nine points of the contest and never trailed and the Wave led by as many as 14 in the first half when Whitney Bibbins converted a layup with 7:06 to go before halftime, but Nicholls made things interesting late in the stanza.

A pair of Sumar Leslie free throws sparked a 12-1 Nicholls State rally over the next 3:17 to make it 31-28 and the lead hovered around three for most of remaining half. Tulane got its advantage back up to six twice down the stretch but another Leslie free throw with two seconds left in the period made it a four-point affair as the teams headed into the locker room for halftime.

The two teams traded baskets early in the second half, but the final 20 minutes of play belonged to the Green Wave as Tulane got the lead up to 11 5:09 into the stanza. The Wave later used a 9-0 Tulane run to make it 63-46 with 9:41 remaining in regulation and Tulane led by as many as 20 twice.

Nicholls State's Cassie Hearon nailed a 3-pointer on the ensuing possession and Brett Benzio accounted for the game's final points with a layup 22 seconds later.

Tulane 84, Nicholls State 65

12/29/10 in New Orleans, La. - Fogelman Arena

VISITORS: Nicholls State (5-7)

Player	FG-A	3-A	FT-A	O-D-R	PF	TP	A	TO	B	S	MIN
31 Hearon (f)	2-3	1-1	2-4	2-7-9	4	7	1	2	1	0	37
34 Allen (f)	2-8	0-2	0-0	0-1-1	3	4	0	1	1	2	25
1 Leslie (g)	7-18	2-4	8-9	2-3-5	3	24	3	3	0	9	38
3 Bickman (g)	5-19	4-10	3-4	1-1-2	3	17	4	6	0	2	40
10 Babin (f)	3-11	3-10	0-0	1-0-1	4	9	4	4	0	4	40
4 Hoskins	1-2	0-0	2-2	3-2-5	5	4	0	0	0	0	10
22 Washington	0-0	0-0	0-0	0-0-0	0	0	0	0	0	0	1
32 McCarthy	0-1	0-0	0-0	0-1-1	0	0	0	1	0	0	9
Team	1-1-2										
Totals.....	20-62	10-27	15-19	10-16-26	22	65	12	18	2	17	200

FG%	1st Half: 12-33 • 36.4%	2nd Half: 8-29 • 27.6%	Game: 32.3%
3-PL%	1st Half: 7-16 • 43.8%	2nd Half: 3-11 • 27.3%	Game: 37.0%
FT%	1st Half: 8-10 • 80.0%	2nd Half: 7-9 • 77.8%	Game: 78.9%

HOME: Tulane (9-2)

Player	FG-A	3-A	FT-A	O-D-R	PF	TP	A	TO	B	S	MIN
20 Nunn (f)	4-4	0-0	4-4	3-5-8	4	12	3	3	0	2	25
23 Aidoo (f)	6-8	6-7	2-3	0-7-7	1	20	3	4	0	0	29
35 Lindsey (f)	4-7	0-0	1-2	1-3-4	3	9	0	2	1	1	27
11 Barnes (g)	6-11	0-2	1-3	0-4-4	1	13	4	6	1	1	27
21 Grayson (g)	5-11	1-4	0-1	2-3-5	3	11	5	6	1	0	30
24 Kautsky	0-0	0-0	0-0	0-2-2	0	0	0	1	0	0	7
25 Snow	0-0	0-0	0-0	0-1-1	1	0	2	1	0	2	10
32 Bibbins	3-5	0-1	1-1	0-2-2	1	7	1	1	2	0	18
44 Benzio	4-4	0-0	4-4	0-7-7	2	12	3	2	6	0	27
Team	0-0-0										
Totals.....	32-50	7-14	13-18	6-34-40	16	84	21	26	11	6	200

FG%	1st Half: 17-22 • 77.3%	2nd Half: 15-28 • 53.6%	Game: 64.0%
3-PL%	1st Half: 4-8 • 50.0%	2nd Half: 3-6 • 50.0%	Game: 50.0%
FT%	1st Half: 5-7 • 71.4%	2nd Half: 8-11 • 72.7%	Game: 72.2%

Officials: Eric Koch, Craig Miller, Drew Judge

Attendance: 841

Score by Periods	1st	2nd	Total
Nicholls State	39	26	65
Tulane	43	41	84

Tulane Outlasts Old Dominion, 62-59

Wave tandem come off bench to score 35 in 78-67 win

NEW ORLEANS—After a quick glance at the stat sheet following Tulane's 62-59 win over Old Dominion in the title game of the Tulane/DoubleTree Classic in Fogelman Arena, it may be easy to realize why Tiffany Aidoo was named Tournament MVP.

The senior from Slidell, La., led all players with 17 points while chipping in with three steals, two rebounds, one block and one assist. What the stat sheet does not show, however, is her solid defensive play in the waning moments of the contest that helped seal the victory.

With the Green Wave clinging to a 60-59 lead with less than a minute to play, Aidoo stepped in the path of Lady Monarchs guard Jasmine Parker for a charge. Aidoo later hit one-of-two free throws to make it a 61-59 contest, and the next time down the floor on defense, Aidoo stole the ball from Parker and nailed another shot from the charity stripe to account for the final score.

The two teams traded the first 14 points of the ballgame and Tulane went ahead by four at 12-8 on an Aidoo 3-pointer with 12:19 to play in the first half. As if to set the tone for the rest of the contest, Old Dominion scored eight straight points over the next 1:29 and a see-saw battle ensued. Neither squad led by more than three the rest of the half and the game was tied at 32-all as the teams headed into the locker room at the break.

The Green Wave scored nine of the first 13 points of the second half to take a 41-36 lead with 13:56 left to play and held five-point advantages at 43-38 with the 11-minute mark and again at 48-43 with 8:56 to go. A pair of layups by ODU's Tia Lewis made it a one-point affair, and following a Danielle Nunn basket, Kquanise Byrd buried a 3-pointer to tie the game at 50-50 with 5:29 remaining on the clock.

Six free throws, three baskets and 2:58 later, the score remained deadlocked at 56-all, before Roshaunda Barnes put Tulane on top for good with a layup with 1:54 left in regulation. A Nunn jumped pushed the lead to four, but a Jackie Cook 3-pointer made it a one-point game with 49 seconds to go and set up Aidoo's late-game heroics.

Tulane 62, Old Dominion 59

12/30/10 in New Orleans, La. - Fogelman Arena

VISITORS: Old Dominion (6-5)

Player	FG-A	3-A	FT-A	O-D-R	PF	TP	A	TO	B	S	MIN
35 Green (f)	1-4	0-0	0-0	0-3-3	2	2	2	6	0	0	20
44 Lewis (f)	6-12	0-0	1-2	6-11-17	4	13	0	2	0	4	29
2 Parker (g)	3-8	2-6	2-2	1-3-4	4	10	3	7	0	2	39
11 Byrd (g)	3-8	2-3	1-2	1-2-3	0	9	2	3	1	1	28
23 Guilford (g)	2-7	0-2	1-2	3-1-4	1	5	3	2	0	1	28
4 Allison	3-3	0-0	0-0	0-2-2	5	6	0	3	1	1	17
14 Cook	2-4	2-3	0-0	0-4-4	3	6	4	3	1	0	22
53 Richards	2-8	0-0	4-4	2-0-2	1	8	0	0	0	0	17
Team	3-2-5										
Totals.....	22-54	6-14	9-12	16-28-44	20	59	14	26	3	9	200

FG%	1st Half: 12-29 • 41.4%	2nd Half: 10-25 • 40.0%	Game: 40.7%
3-PL%	1st Half: 3-9 • 33.3%	2nd Half: 3-5 • 60.0%	Game: 42.9%
FT%	1st Half: 5-6 • 83.3%	2nd Half: 4-6 • 66.7%	Game: 75.0%

HOME: Tulane (10-2)

Player	FG-A	3-A	FT-A	O-D-R	PF	TP	A	TO	B	S	MIN
20 Nunn (f)	8-13	0-0	0-1	4-0-4	3	16	1	3	1	0	34
23 Aidoo (f)	6-13	3-8	2-5	0-2-2	2	17	1	1	1	3	35
44 Benzio (c)	3-4	0-0	3-4	4-4-8	2	9	2	3	2	0	28
11 Barnes (g)	4-12	0-2	2-4	1-3-4	2	10	6	4	0	6	33
32 Bibbins (g)	3-9	0-0	0-0	4-1-5	1	6	0	1	0	1	23
21 Grayson	2-8	0-3	0-0	1-3-4	1	4	1	2	0	3	30
25 Snow	0-3	0-0	0-0	1-0-1	0	0	2	0	1	0	8
35 Lindsey	0-2	0-0	0-0	0-0-0	0	0	0	2	2	0	9
Team	1-3-4										
Totals.....	26-64	3-13	7-14	16-16-32	11	62	13	16	7	13	200

FG%	1st Half: 14-35 • 40.0%	2nd Half: 12-29 • 41.4%	Game: 40.6%
3-PL%	1st Half: 1-8 • 12.5%	2nd Half: 2-5 • 40.0%	Game: 23.1%
FT%	1st Half: 3-5 • 60.0%	2nd Half: 4-9 • 44.4%	Game: 50.0%

Officials: Jules Gallien, Melanie Davis, Craig Miller

Attendance: 852

Score by Periods	1st	2nd	Total
Old Dominion	32	27	59
Tulane	32	30	62



Game Recaps

TU Wins C-USA Opener vs SMU, 62-58

Barnes leads four players in double-digits with 15 points

NEW ORLEANS—Roshaunda Barnes scored a game-high 15 points - including six in the final minute of the contest - as Tulane defeated SMU, 62-58, in the Conference USA opener for both teams in Fogelman Arena.

Tulane led by eight at 56-48 with 4:04 to play, but SMU used a 7-0 run capped by a Haley Day layup to make it 56-55 less than three minutes later. From there, Barnes hit back-to-back baskets in consecutive trips down the court. A 3-pointer by SMU's Samantha Mahnesmith made it a two-point affair at 60-58 with six seconds on the clock, but Barnes drew a foul and hit both ends of her 1-and-1 opportunity to account for the final score.

Barnes was one of four Tulane players to finish with double-digit point totals, followed by Tiffany Aidoo with 14, Olivia Grayson with 13 and Danielle Nunn with 11. Brett Benzio led all players with a season-high 16 rebounds and swatted five SMU shots to pace the Green Wave's defensive effort. Barnes and Grayson tied for game-high assists honors with six each and Aidoo had five of Tulane's 13 steals on the night.

Tulane got off to a good start against SMU and held a seven-point advantage at 15-8 six minutes into the contest. SMU used a 13-4 run over the next 6:26 to take a 24-19 lead but the Green Wave answered with a 10-4 rally of its own to claim a 29-25 advantage with 3:32 left in the opening stanza. The Mustangs, however, ended the period with a 6-0 run to take a 31-29 lead at halftime.

The two teams traded the first 14-points of the second half and SMU still led by two at 38-36 with 16:06 left in regulation. The Green Wave hit consecutive baskets to take a brief lead only to see SMU connect on a shot of its own to knot the score at 40-all. A Barnes free throw gave Tulane a 41-40 advantage with 12:22 to play and the Wave never trailed the rest of the way.

A back-and-forth battle ensued and the Green Wave appeared to create some separation as Benzio and Nunn hit back-to-back layups to make it 49-44 with 7:50 to play. Grayson sandwiched a jumper between a pair of SMU baskets, followed that with a 3-pointer and hit another jumper to stretch the lead to eight and set up the late-game dramatics.

Tulane 62, SMU 58

1/6/11 in New Orleans, La. - Fogelman Arena

VISITORS: SMU (7-7, 0-1 C-USA)

Player	FG-A	3-A	FT-A	O-D-R	PF	TP	A	TO	B	S	MIN
23 Simpson (f)	3-6	0-0	3-3	4-7	11	2	9	2	1	0	2 35
21 Elliott (c)	4-14	0-0	0-0	2-8	10	1	8	0	2	4	2 35
22 Filmore (g)	1-3	0-1	0-0	0-0	2	2	2	6	0	0	18
33 Mahnesmith (g)	4-10	4-8	4-4	0-1	3	16	1	2	0	4	38
35 Christian (g)	7-13	0-2	0-0	0-2	2	14	1	4	0	1	33
20 Brandenburg	0-2	0-1	1-2	1-1	2	0	1	0	0	1	8
24 Day	2-6	0-1	4-4	3-1	4	8	2	1	0	0	19
25 Johnson	0-2	0-2	0-0	0-1	1	0	1	2	0	0	14
Team	0-2-2										
Totals.....	21-56	4-15	12-13	10-23	33	15	58	9	18	5	9 200

FG%	1st Half: 11-34 • 32.4%	2nd Half: 10-22 • 45.5%	Game: 37.5%
3-PT%	1st Half: 1-10 • 10.0%	2nd Half: 3-5 • 60.0%	Game: 29.7%
FT%	1st Half: 8-9 • 88.9%	2nd Half: 4-4 • 100%	Game: 92.3%

HOME: Tulane (12-2, 1-0 C-USA)

Player	FG-A	3-A	FT-A	O-D-R	PF	TP	A	TO	B	S	MIN
20 Nunn (f)	5-9	0-0	1-4	3-0	3	11	0	5	0	3	34
23 Aidoo (f)	6-9	2-3	0-0	2-2	4	14	1	1	0	5	38
44 Benzio (c)	2-8	0-0	1-2	5-11	16	0	5	1	1	5	35
11 Barnes (g)	5-11	0-1	5-6	1-3	4	15	6	3	0	4	34
21 Grayson (g)	6-21	1-5	0-0	1-7	2	13	6	4	0	1	37
24 Kautsky	0-1	0-1	0-0	0-0	0	0	0	0	0	0	6
25 Snow	0-0	0-0	0-0	0-0	1	0	1	1	0	0	5
35 Lindsey	2-5	0-0	0-0	1-0	1	2	4	1	1	1	0 11
Team	5-2-7										
Totals.....	26-64	3-10	7-12	18-25	43	13	62	16	16	6	13 200

FG%	1st Half: 12-32 • 37.5%	2nd Half: 14-32 • 43.8%	Game: 40.6%
3-PT%	1st Half: 2-7 • 28.6%	2nd Half: 1-3 • 33.3%	Game: 30.0%
FT%	1st Half: 3-5 • 60.0%	2nd Half: 4-7 • 57.1%	Game: 58.3%

Officials: Mary Day, Doug Knight, Meadow Overstreet

Attendance: 769

Score by Periods	1st	2nd	Total
SMU	31	27	58
Tulane	29	33	62

Aidoo Sets 3-Point Mark At UAB

Senior drains nine treys as Tulane downs Blazers, 81-53

BIRMINGHAM, Ala.—Tiffany Aidoo set a Green Wave single-game record and tied a Conference USA mark with nine 3-pointers as Tulane defeated UAB, 81-53, in Bartow Arena.

As a team, Tulane shot 49.2 percent from the field (29-of-59) against the Blazers, including a 17-for-32 showing in the second half (.531), while holding UAB to a .373 clip on 22-of-59 shooting for the afternoon. The Wave shot 50.0 percent from beyond the 3-point arc (11-of-22) as Aidoo was 9-of-13 from 3-point land while Olivia Grayson and Roshaunda Barnes had one trey apiece.

Aidoo posted a career-high 29 points was one of three Tulane players to finish with a double-digit scoring total, joining Danielle Nunn with 16 and Barnes with 15. Brett Benzio led the Green Wave with eight rebounds and five blocks while Barnes and Grayson tied for team-high assists honors with seven each. Barnes had six of Tulane's nine steals.

Tulane got off to a good start as Nunn hit the first two baskets of the game, Barnes converted a free throw and Aidoo canned her first 3-pointer of the night to stake the Green Wave to an 8-0 lead 2:30 into the contest. The Wave pushed the advantage to double-digits at 19-9 5:41 later and Tulane led by as many 11 at 34-23 with 4:36 remaining in the first half. UAB held the Wave to just one field goal and a free throw the rest of the stanza and used a 7-2 run to cut the deficit to seven at the break.

The two teams traded baskets early in the second half and the lead hovered around seven points over the first four-plus minutes of the period. A Nunn layup, however, sparked a 6-0 rally and the lead never slipped below double digits again.

With Tulane holding a 58-43 lead with 10:55 remaining on the clock, Aidoo hit back-to-back 3-pointers, Brittany Lindsey followed with a pair of baskets and Grayson converted a layup to make it 70-43 just over three minutes later to put the game out of reach.

The Wave led by as many as 29 at 74-45 with 5:43 left to play and the Tulane defense held UAB to just five baskets the rest of the way - including an 0-for-4 performance over the final 2:40 - to account for the final score.

Tulane 81, UAB 53

1/9/11 in New Orleans, La. - Fogelman Arena

VISITORS: Tulane (13-2, 2-0 C-USA)

Player	FG-A	3-A	FT-A	O-D-R	PF	TP	A	TO	B	S	MIN
20 Nunn (f)	7-9	0-0	2-3	3-3	6	16	4	1	0	0	29
23 Aidoo (f)	10-20	9-13	0-1	3-4	7	29	0	1	0	2	39
44 Benzio (c)	1-2	0-0	0-0	1-4	5	2	2	2	5	1	25
11 Barnes (g)	3-12	1-6	8-9	4-4	8	15	7	6	0	6	37
21 Grayson (g)	4-10	1-2	0-0	1-5	6	2	9	7	2	0	32
24 Kautsky	0-0	0-0	0-0	0-2	2	0	0	0	2	0	12
25 Snow	1-2	0-1	0-0	0-1	1	2	2	0	2	0	14
35 Lindsey	3-4	0-0	2-2	0-1	1	2	8	0	1	0	13
42 Blankenship	0-0	0-0	0-0	0-0	0	0	0	0	0	0	0+
Team	1-3-4										
Totals.....	29-59	11-22	12-15	13-27	40	16	81	20	17	5	9 200

FG%	1st Half: 12-27 • 44.4%	2nd Half: 17-32 • 53.1%	Game: 49.2%
3-PT%	1st Half: 5-13 • 38.5%	2nd Half: 6-9 • 66.7%	Game: 50.0%
FT%	1st Half: 8-10 • 80.0%	2nd Half: 4-5 • 80.0%	Game: 80.0%

HOME: UAB (8-7, 0-2 C-USA)

Player	FG-A	3-A	FT-A	O-D-R	PF	TP	A	TO	B	S	MIN
33 Samuels (f)	4-5	0-0	0-1	3-6	9	1	8	0	1	0	22
54 Brown (c)	1-6	0-0	0-0	2-1	3	1	2	0	2	2	20
1 Jones (g)	6-10	2-4	1-2	2-0	2	15	2	4	0	0	28
2 Peterson (g)	2-7	1-5	0-0	0-3	3	1	5	1	1	0	13
11 Watson (g)	2-7	0-1	2-2	0-5	3	6	2	6	1	0	18
0 Pratt	4-14	0-5	2-2	2-1	3	10	3	1	0	2	27
13 McDaniel	0-2	0-2	0-0	0-0	0	0	0	0	0	0	2
14 Randall	0-0	0-0	0-2	1-0	1	0	0	0	0	0	12
24 Chapman	1-5	0-2	0-0	2-3	5	3	2	1	1	1	25
40 Lowe	2-3	1-1	0-0	0-0	2	5	1	2	0	0	13
Team	1-0-1										
Totals.....	22-59	4-20	5-9	13-19	32	16	53	10	18	4	4 200

FG%	1st Half: 12-34 • 35.3%	2nd Half: 10-25 • 40.0%	Game: 37.3%
3-PT%	1st Half: 3-12 • 25.0%	2nd Half: 1-8 • 12.5%	Game: 20.0%
FT%	1st Half: 3-5 • 60.0%	2nd Half: 2-4 • 50.0%	Game: 55.6%

Officials: Nan Sisk, Jennifer Rezac, Marissa Whaley

Attendance: 427

Score by Periods	1st	2nd	Total
Tulane	37	44	81
UAB	30	23	53

Wave Rolls Past Southeastern, 85-57

Tulane head coach Lisa Stockton claims career win No. 400

NEW ORLEANS—It was a game that featured six Green Wave players tallying double-digit scoring totals. It was one in which senior point guard Roshaunda Barnes recorded a double-double with 11 points and a career-high 10 assists. And it was a contest that saw senior forward Brittany Lindsey come off the bench to score a season-high 23 points and pull down a game-high nine rebounds.

In the end, however, the night belonged to Green Wave head coach Lisa Stockton - who earned her 400th win as a collegiate coach - as Tulane defeated Southeastern Louisiana, 85-57, in Fogelman Arena.

As a team, Tulane shot 53.3 percent from the field, hitting 32 baskets in 60 attempts, while the Green Wave defense held the Lady Lions to a .345 clip from the floor (20-of-58). The Green Wave led Southeastern Louisiana in nearly every statistical category and outscored the Lady Lions 46-20 in the paint. Tulane held a slight 40-37 advantage on the glass and turned 13 offensive rebounds into 15 second-chance points. The Wave also tallied a season-best 24 assists on the night and fell one block shy of a season-best in that category as well with 10 swats.

The Green Wave scored the first 11 points of the ballgame and the lead swelled to 21 at 25-4 just 9:08 into the contest when Aidoo hit one of her three 3-pointers. The Tulane defense held SLU to a 6-of-29 performance from the field in the opening 20 minutes and the Wave went into the locker room on top 45-16.

Danielle Nunn opened the second-half scoring with a pair of free throws to put Tulane ahead by 32 and the closest the Lady Lions would get the rest of the game was 22 when Jessica Sommers connected from long range to make it 64-42 with 7:37 left on the clock.

The Green Wave pushed the lead back to 31 on a Lindsey layup with under a minute remaining in regulation and SLU's Kaitlyn Waller closed out the scoring with a trey with 23 seconds left to go.

Tulane 85, Southeastern Louisiana 57

1/3/11 in New Orleans, La. - Fogelman Arena

VISITORS: Southeastern Louisiana (8-4)

Player	FG-A	3-A	FT-A	O-D-R	PF	TP	A	TO	B	S	MIN
15 R.Jenkins (f)	4-8	1-1	4-6	5-2	7	1	13	2	3	0	0 32
20 Hix (f)	1-3	1-3	0-0	0-0	0	1	3	1	1	0	1 20
44 Mackie (c)	2-5	0-0	0-1	0-1	1	4	0	2	0	2	16
10 K.Jenkins (g)	6-13	0-1	1-1	0-3	3	13	4	0	2	1	27
11 Sommers (g)	1-5	1-3	0-0	0-1	1	3	0	1	0	0	21
2 Gibson	2-8	0-0	2-3	1-3	4	2	6	1	3	0	0 26
3 Crenshaw	0-0	0-0	0-0	0-1	1	0	0	0	0	0	3
12 George	0-1	0-1	0-2	0-0	0	0	0	1	0	0	7
13 Holder	1-7	0-2	4-6	4-5	9	3	6	2	3	0	0 22
22 Waller	2-3	1-1	1-2	1-0	1	0	6	0	0	0	3
23 Stewart	0-2	0-0	0-2	1-1	2	0	1	1	0	0	4
33 Fountain	1-3	1-1	0-0	2-0	2	3	2	2	0	2	19
Team	3-3-6										
Totals.....	20-58	5-13	12-23	17-20	37	19	57	13	19	0	6 200

FG%	1st Half: 6-29 • 20.7%	2nd Half: 14-29 • 48.3%	Game: 34.5%
3-PT%	1st Half: 0-6 • 0.0%	2nd Half: 5-7 • 71.4%	Game: 38.5%
FT%	1st Half: 4-6 • 66.7%	2nd Half: 8-17 • 47.1%	Game: 52.2%

HOME: Tulane (11-2)

Player	FG-A	3-A	FT-A	O-D-R	PF	TP	A	TO	B	S	MIN
20 Nunn (f)	4-8	0-0	3-6	4-4	8	3	11	1	2	0	4 30
23 Aidoo (f)	4-10	3-8	2-4	0-2	2	1	13	2	1	0	2 28
44 Benzio (c)	5-7	0-0	3-4	2-5	7	3	13	0	2	7	0 25
11 Barnes (g)	4-7	0-2	3-4	0-3	3	11	10	1	0	2	31
21 Grayson (g)	3-7	2-3	2-2	2-3	5	1	10	4	4	1	3 29
24 Kautsky	1-3	0-1	0-0	0-2	2	3	2	1	1	0	0 17
25 Snow	1-1	0-0	0-0	0-0	4	2	3	2	0	0	15
35 Lindsey	10-16	0-0	3-6	3-6	9	2	23	2	1	2	3 22
42 Blankenship	0-1	0-0	0-0	0-1	1	0	1	0	0	0	3
Team	2-1-3										
Totals.....	32-60	5-14	16-26	13-27	40	20	85	24	14	10	14 200

FG%	1st Half: 18-32 • 56.3%	2nd Half: 14-28 • 50.0%	Game: 53.3%
3-PT%	1st Half: 5-10 • 50.0%	2nd Half: 0-4 • 0.0%	Game: 35.7%
FT%	1st Half: 4-8 • 50.0%	2nd Half: 12-18 • 66.7%	Game: 61.5%

Second-Half Surge Lifts Wave

Wave outscore Pirates over final 20 minutes to win, 71-61

NEW ORLEANS— Three Green Wave players posted double-figure scoring totals, including an 18-point effort by senior forward Danielle Nunn, as Tulane defeated Conference USA foe East Carolina, 71-61, at Fogelman Arena.

The Green Wave trailed 29-23 at halftime and by as many as six twice in the second half. Down 37-31 with 16:20 left in regulation, however, Tulane used a 27-8 run over the next nine minutes to take command of the ballgame at 56-43. East Carolina refused to give in and cut the deficit to five with 2:21 to go, but the Green Wave scored the final six points of the ballgame to thwart any talks of a Pirates' comeback.

Tulane scored the first four points of the ballgame on back-to-back baskets by Nunn before the Pirates rallied to take a two-point lead at 17-15 midway through the opening frame. The two teams traded baskets for most of the remaining half, and with the score knotted at 23-all with 1:39 to go before the break, East Carolina went on a 6-0 run to take the lead into the locker room.

The final stanza opened on a similar note as Olivia Grayson and Tiffany Aidoo hit consecutive shots to open the second half before East Carolina answered with a 6-2 rally to push its lead back to a half-dozen at 35-29 3:19 into the period. It remained a six-point affair following a pair of free throws by Tyria Snow and a basket by ECU's Jean Best, but Snow hit her first career 3-pointer the next trip down the floor and Roshaunda Barnes followed with a trey of her own to tie the game at 37-37.

The Pirates reclaimed a two-point lead courtesy of a pair of Kim Gay free throws but Barnes gave Tulane a 40-39 lead it would not relinquish with her second 3-pointer with 13:42 to go. Following an Aidoo jumper and a Best layup to make it 42-41 less than a minute later, a Barnes free throw sparked a 14-2 Green Wave rally capped by pair of shots by Brett Benzio from the charity stripe to put Tulane on top, 56-43.

Undaunted, East Carolina answered with a 14-6 run of its own over the next 4:11 to make it a five-point affair at 62-57. The Pirates cut the deficit to five twice more down the stretch, but could get no closer.

Tulane 71, East Carolina 61

1/13/11 in New Orleans, La. - Fogelman Arena

VISITORS: East Carolina (6-10, 0-3 C-USA)

Player	FG-A	3-A	FT-A	O-D-R	PF	TP	A	TO	B	S	MIN
1 Gay (f)	7-13	2-4	6-6	3-9	12	2	22	1	0	0	1 35
15 C.Smith (f)	1-6	0-0	0-0	1-4	5	3	2	0	4	0	0 15
12 Clarke (g)	0-3	0-0	0-0	1-0	1	0	2	7	0	2	12
14 Stewart (g)	3-5	0-1	0-0	1-0	4	6	1	5	0	0	0 33
2 K.Smith (g)	0-1	0-0	0-0	1-2	3	0	0	1	0	1	9
2 Spivey	2-7	1-3	2-2	4-3	7	0	7	2	2	0	1 31
24 Best	5-11	0-0	6-7	2-5	7	2	16	1	5	1	2 25
30 Hodges	0-1	0-0	0-0	0-0	1	0	0	0	0	0	1 9
33 Wilson	3-11	0-1	2-2	2-1	4	8	1	3	1	1	28
35 Morgan	0-0	0-0	0-0	0-0	0	0	0	0	0	0	0 3
Team			2-2								1
Totals.....	21-58	3-9	16-17	17-26	43	25	61	8	28	2	9 200

FG%	1st Half: 10-22 • 45.5%	2nd Half: 11-36 • 30.6%	Game: 36.2%
3-PT%	1st Half: 2-4 • 50.0%	2nd Half: 1-5 • 20.0%	Game: 33.3%
FT%	1st Half: 7-8 • 87.5%	2nd Half: 9-9 • 100%	Game: 94.1%

HOME: Tulane (14-2, 3-0 C-USA)

Player	FG-A	3-A	FT-A	O-D-R	PF	TP	A	TO	B	S	MIN
20 Nunn (f)	7-10	0-1	4-4	2-5	7	3	18	1	3	1	2 36
23 Aidoo (f)	6-12	1-5	1-2	1-2	3	2	14	1	2	0	6 39
44 Benzio (c)	2-4	0-0	2-3	2-5	7	4	6	2	1	9	0 26
11 Barnes (g)	3-16	2-6	7-10	4-15	1	15	8	2	0	5	37
21 Grayson (g)	2-10	0-3	5-6	2-3	5	2	9	4	5	0	4 31
24 Kautsky	0-2	0-1	0-0	0-0	1	0	0	1	0	0	3
25 Snow	2-4	1-1	2-2	0-1	1	7	0	0	2	0	0 18
31 McDonald	1-2	0-0	0-0	1-0	1	2	0	0	0	0	0 10
Team			1-4								5
Totals.....	23-60	4-17	21-27	13-21	34	15	71	16	16	10	17 200

FG%	1st Half: 11-34 • 32.4%	2nd Half: 12-26 • 46.2%	Game: 38.3%
3-PT%	1st Half: 0-9 • 0.0%	2nd Half: 4-8 • 50.0%	Game: 23.5%
FT%	1st Half: 1-3 • 33.3%	2nd Half: 20-24 • 83.3%	Game: 77.8%

Officials: Kelly Johnson, Shawn Goode, Robert Fessler

Attendance: 890

Score by Periods	1st	2nd	Total
East Carolina	29	23	61
Tulane	23	48	71

Tulane Gets Defensive At Marshall

Wave post 18 steals, force 25 turnovers in 68-38 victory

HUNTINGTON, W.Va.—The Green Wave defense tallied 18 turnovers and forced 25 turnovers as Tulane defeated Conference USA foe Marshall, 68-38, at the Cam Henderson Center.

Tulane took an eight-point lead into the locker room at halftime, but scored 17 of the first 20 points of the second half to take control of the ballgame.

As a team, the Green Wave shot .441 from the field (26-of-59), including a .481 clip in the second half on 13-of-27 shooting. Defensively, Tulane held Marshall to a 31.9 field goal percentage for the game and limited the Thundering Herd to just five field goals on 19 shots (.263) over the final 20 minutes of play.

Tulane and Marshall traded the first eight points of the ballgame, but with the score knotted a 4-all, Roshaunda Barnes hit a jumper with 15:48 to play in the first half and the Green Wave never trailed again. The lead swelled to as many as 12 in the first half as Tulane held a 28-16 advantage with 5:37 left in the opening stanza and the Herd outscored Tulane 6-2 the rest of the half to make it 30-22.

Tiffany Aidoo opened the second half with a 3-pointer and Marshall got a trey of its own from Orlandria Williams the next trip down the floor. From there, however, Aidoo and Danielle Nunn each hit free throws, Aidoo, Brett Benzio and Nunn followed with layups in consecutive trips down the floor, Aidoo canned another trey and Barnes capped a 14-0 run with a layup plus the and-one free throw to make it 47-25 just over four minutes into the final period.

Marshall's Dorina Barrett halted the streak with a layup but the Thundering Herd would get no closer than 21 the rest of the day. Tulane held a 51-30 lead with 12:16 left in regulation and scored six straight over the next three minutes to make it a 27-point affair at 57-30. The Tulane lead swelled to as many as 32 at 68-36 with 4:12 to go and Marshall's Alaya Mitchell accounted for the game's final points on a pair of free throws.

Tulane 68, Marshall 38

1/16/11 in Huntington, W.Va. - Cam Henderson Center

VISITORS: Tulane (15-2, 4-0 C-USA)

Player	FG-A	3-A	FT-A	O-D-R	PF	TP	A	TO	B	S	MIN
20 Nunn (f)	6-12	0-0	3-5	1-0	1	15	3	1	0	2	29
23 Aidoo (f)	5-12	4-10	1-2	2-1	3	2	15	2	0	0	6 25
44 Benzio (c)	3-5	0-0	0-0	0-9	1	6	0	1	2	1	31
11 Barnes (g)	4-7	1-3	3-3	0-1	1	2	12	4	1	0	6 29
21 Grayson (g)	2-9	1-4	1-2	1-5	6	2	5	8	4	1	3 36
24 Kautsky	0-3	0-2	0-0	0-0	0	2	0	0	1	0	0 12
25 Snow	0-0	0-0	0-0	0-0	0	0	0	0	1	0	0 5
31 McDonald	1-2	0-0	2-2	2-0	2	1	4	1	1	0	0 11
35 Lindsey	5-8	0-0	1-2	2-2	24	1	11	0	0	2	0 20
42 Blankenship	0-1	0-1	0-0	0-0	0	0	0	1	0	0	2
Team			1-3								4
Totals.....	26-59	13-27	10-14	9-21	30	12	68	18	11	5	18 200

FG%	1st Half: 13-32 • 40.6%	2nd Half: 13-27 • 48.1%	Game: 44.1%
3-PT%	1st Half: 2-8 • 25.0%	2nd Half: 4-12 • 33.3%	Game: 30.0%
FT%	1st Half: 2-2 • 100%	2nd Half: 8-12 • 66.7%	Game: 71.4%

HOME: Marshall (5-11, 1-3 C-USA)

Player	FG-A	3-A	FT-A	O-D-R	PF	TP	A	TO	B	S	MIN
2 Williams (f)	2-4	1-2	0-0	0-1	1	0	5	1	4	0	1 25
4 Crook (f)	6-15	0-2	2-2	6-10	16	3	14	1	2	1	0 31
5 Mitchell (g)	0-6	0-1	2-4	0-4	2	2	2	3	0	0	0 31
13 Barrett (g)	3-9	0-1	0-0	0-1	1	0	6	2	5	0	0 36
23 Ruiz (g)	2-7	0-0	2-2	1-2	3	6	0	3	0	1	23
11 Randall	0-2	0-0	0-2	3-6	1	0	1	3	1	2	20
32 Stovall	0-0	0-0	0-0	0-1	1	0	0	0	3	0	5
33 Johnson	2-4	1-1	0-0	0-3	3	5	0	1	0	0	29
Team			3-2								5
Totals.....	15-47	2-7	6-10	13-27	40	12	38	7	25	2	4 200

FG%	1st Half: 10-28 • 35.7%	2nd Half: 5-19 • 26.3%	Game: 31.9%
3-PT%	1st Half: 0-1 • 0.0%	2nd Half: 2-6 • 33.3%	Game: 28.6%
FT%	1st Half: 2-2 • 100%	2nd Half: 4-8 • 50.0%	Game: 60.0%

Officials: Kevin Pethel, Timothy Bryant, Randy Robertson

Attendance: 284

Score by Periods	1st	2nd	Total
Tulane	30	38	68
Marshall	22	16	38

Wave Falls To Southern Miss In OT

Green Wave sees eight-game streak snapped in 86-81 loss

NEW ORLEANS— All five Green Wave starters posted double-digit scoring totals and two tallied double-doubles, but it was not enough as Tulane dropped an 86-81 overtime decision to Southern Miss at Fogelman Arena.

Golden Eagles' freshman point guard Jamierra Faulkner fell one rebound shy of a triple double with 24 points, 11 assists and nine boards to lead the Southern Miss effort.

Tulane led by as many as 11 points in the first half and held a nine-point advantage at 48-39 with 16:02 left to play in the second half. Southern Miss, however, rallied with a 15-6 rally over the next 4:53 to tie the score at 54-all. The two teams traded blows for most of the remaining stanza, but Tulane appeared to take control of the game when Roshaunda Barnes nailed a layup with 1:32 remaining in regulation to put the Green Wave ahead, 72-69.

From there, Southern Miss forward Geneshia Dunbar hit a layup to cut the deficit to one and Tiffany Aidoo hit one-of-two free throws to put the Wave on top 73-71 with 10 seconds remaining. Following a Tulane timeout, Faulkner streaked down the court and found Rachel Vigers open in the paint for a layup to send the game to overtime.

The extra period saw the back-and-forth struggle continue and with the score knotted at 78-78, Barnes drained a 3-pointer to give the Green Wave an 81-78 advantage with 1:43 to go. That would be the final points of the ballgame for Tulane as Southern Miss got back-to-back baskets by Vigers, Faulkner hit a pair of free throws and Brittany Johnson kissed one off the glass with four seconds to go to account for the final score.

As a team, Tulane hit a respectable 40.3 percent of its shots from the field (31-of-77), and tallied more assists (24-22, books (6-5) and steals (8-4) than the Southern Miss for the night. An 11-for-22 performance from the free throw line, however, spelled doom for the Green Wave.

Southern Miss, meanwhile, connected at a 49.3 clip for the game (34-of-69) and hit 15-of-22 shots from the charity stripe (.682). In the overtime period, the Golden Eagles shot .714 (5-of-7) and drained 3-of-4 free throw opportunities. USM out-rebounded Tulane, 52-40, and turned 18 boards off the offensive glass into 12 second-chance points.

Southern Miss 86, Tulane 81 (OT)

1/20/11 in New Orleans, La. - Fogelman Arena

VISITORS: Southern Miss (7-11, 2-3 C-USA)

Player	FG-A	3-A	FT-A	O-D-R	PF	TP	A	TO	B	S	MIN
12 Washington (f)	3-10	0-1	2-4	2-8	10	4	8	1	2	0	0 40
32 Vigers (f)	8-18	0-0	6-7	5-4	9	22	0	5	0	1	37
1 Faulkner (g)	10-16	1-3	3-3	2-7	9	4	24	11	6	0	2 45
10 Kelly (g)	0-0	0-0	0-0	0-0	3	0	0	1	0	0	4
22 Pierce (g)	3-6	0-1	1-2	1-2	3	7	1	2	0	0	25
2 Heard	0-0	0-0	0-0	0-0	0	0	0	0	0	0	0+
3 Dunbar	4-11	0-0	1-2	6-8	14	4	9	4	1	5	0 32
24 Johnson	6-8	2-2	2-4	1-2	3	2	16	5	4	0	1 42
Team			1-3								4
Totals.....	34-69	3-7	15-22	18-34	52	21	86	22	21	5	4 225

FG%	1st Half: 14-29 • 48.3%	2nd Half: 15-33 • 45.5%	Game: 49.3%
3-PT%	1st Half: 2-4 • 50.0%	2nd Half: 1-3 • 33.3%	Game: 42.9%
FT%	1st Half: 5-10 • 50.0%	2nd Half: 7-8 • 87.5%	Game: 68.2%

HOME: Tulane (15-3, 4-1 C-USA)

Player	FG-A	3-A	FT-A	O-D-R	PF	TP	A	TO	B	S	MIN
20 Nunn (f)	6-8	0-0	2-6	5-2	7	4	14	2	2	1	1 37
23 Aidoo (f)	3-14	3-13	3-5	3-5	8	12	2	2	0	1	43
44 Benzio (c)	4-8	0-0	2-4	3-8	11	3	10	0	2	1	39
11 Barnes (g)	9-25	2-9	2-5	0-3	3	22	10	2	0	1	41
21 Grayson (g)	7-20	3-10	2-2	1-2	3	19	9	4	2	2	44
24 Kautsky	0-0	0-0	0-0	0-0	1	0	0	0	0	0	2
25 Snow	1-1	0-0	0-0	0-0	1	2	0	0	0	0	5
35 Lindsey	1-1	0-0	0-0	0-2	2	2	1	1	1	2	14
Team			6-6								6
Totals.....	31-77	8-32	11-22	18-22	40	18	81	24	11	6	8 225

FG%	1st Half: 16-37 • 43.2%	2nd Half: 13-31 • 41.9%	Game: 40.3%
3-PT%	1st Half: 3-15 • 20.0%	2nd Half: 3-11 • 27.3%	Game: 25.0%
FT%	1st Half: 3-5 • 60.0%	2nd Half: 6-15 • 40.0%	Game: 50.0%

Officials: Ron Dressander, Marlin Ramsey, Pualani Spurlock

Attendance: 560

Score by Periods	1st	2nd	OT	Total
Southern Miss	35	38	13	86
Tulane	38	35	8	81



Game Recaps

Free Throws Lift Wave Past Tulsa

Wave hit 29-of-41 freebies in 80-66 win over league foe

TULSA, Okla.—Danielle Nunn scored a season-high 19 points on the strength of a 15-of-19 performance from the free throw line as Tulane defeated Conference USA foe Tulsa 80-66 at the Donald W. Reynolds Center.

Nunn's shots and attempts from the charity strip both ranked tied first in school history, and the Green Wave's 29 freebies and 41 attempts ranks 10th and tied for 10th in single-game history, respectively.

Tulane held a 38-18 advantage going into the locker room at halftime only to see Tulsa come out in the second half and cut the deficit all the way down to seven at 50-43 with 12:20 left to go. The Green Wave, however, out-scored Tulsa 30-23 the rest of the way to hang on for the victory.

As a team, the Green Wave shot 48.0 percent from the field (24-of-50), including 12-of-24 performance in the second half.

The Green Wave defense held Tulsa to an 18.2 field goal percentage in the first half (4-of-22), but the Hurricane connected on 61.3 percent of their shots over the final 20 minutes (19-of-31) to make things interesting.

Tulane scored the first five points of the game on a trio of free throws and a Nunn layup before Denise Lewis scored Tulsa's first points on a jumper 2:58 into the contest. A Tiffany Aidoo 3-pointer stretched the lead to double digits 3:21 later and the Tulane advantage swelled to as many as 23 at 38-15 on a tip-in by Brittany McDonald with 50 seconds left in the half.

Tulsa scored the final three points of the period and used an 18-4 run during the first five minutes of the second half to cut the deficit to 10 at 46-36. Taylor Hook's jumper eventually made it a seven-point game, but the Green wave answered with a 12-5 rally just over four minutes later to make it 62-48. The Golden Hurricanes followed with an 8-4 run to make it a nine-point ballgame 2:23 later before Tulane got a combined four free throws by Roshaunda Barnes and Brittany Lindsey and Lindsey connected on a layup to quiet any talks of a full-fledged comeback.

Tulane 80, Tulsa 66

1/23/11 in Tulsa, Okla. - Donald W. Reynolds Center

VISITORS: Tulane (16-3, 5-1 C-USA)

Player	FG-A	3-A	FT-A	O-D-R	PF	TP	A	TO	B	S	MIN
20 Nunn (f)	2-5	0-0	15-19	1-4-5	3	19	4	2	0	2	35
23 Aidoo (f)	3-7	3-7	0-0	0-2-2	4	9	2	0	0	1	28
44 Benzio (c)	7-9	0-0	1-2	2-7-9	4	15	0	0	2	0	28
11 Barnes (g)	1-8	0-1	5-7	1-1-2	2	7	6	3	0	1	30
21 Grayson (g)	0-5	0-0	6-8	1-4-5	3	6	4	4	0	3	28
24 Kautsky (g)	0-1	0-0	0-0	1-0-1	1	0	0	0	0	0	5
25 Snow	3-4	0-0	1-2	0-1-1	0	7	1	3	0	3	16
31 McDonald	3-4	0-0	0-0	0-3-3	1	6	0	0	0	0	11
35 Lindsey	5-7	0-0	1-3	1-1-2	4	11	1	2	1	2	18
42 Blankenship	0-0	0-0	0-0	0-0-0	0	0	0	0	0	0	1
Team				4-2-6							
Totals.....	24-50	3-8	29-41	11-25-36	22	80	18	14	3	12	200

FG%	1st Half: 12-26 • 46.2%	2nd Half: 12-24 • 50.0%	Game: 48.0%
3-PL%	1st Half: 2-5 • 40.0%	2nd Half: 1-3 • 33.3%	Game: 37.5%
FT%	1st Half: 12-17 • 70.6%	2nd Half: 17-24 • 70.8%	Game: 70.7%

HOME: Tulsa (5-8, 1-4 C-USA)

Player	FG-A	3-A	FT-A	O-D-R	PF	TP	A	TO	B	S	MIN
15 Lewis (f)	5-6	0-0	2-3	1-3-4	5	12	1	3	0	2	21
54 McDaniel (f)	1-6	0-0	6-9	1-7-8	2	8	0	2	0	0	29
11 Beer (g)	2-10	2-7	1-4	0-3-3	1	7	4	3	2	1	39
12 Mayberry (g)	3-7	0-2	0-1	1-0-1	5	6	1	1	0	3	11
42 Scott (g)	1-6	0-4	0-0	3-3-6	5	2	0	2	1	3	24
10 Hooker	4-7	0-0	6-6	1-2-3	4	14	1	1	0	1	18
13 DeWare	0-1	0-0	0-0	0-0-0	0	0	0	0	0	0	1
20 Hall	0-0	0-0	0-0	0-0-0	0	0	0	1	0	0	2
22 Mason	4-6	0-0	3-5	3-4-7	3	11	0	4	0	0	27
24 Kermis	3-4	0-0	0-0	1-1-2	5	6	3	4	0	1	28
25 McQuin	0-0	0-0	0-0	0-0-0	0	0	0	0	0	0	0+
Team				2-1-3							
Totals.....	23-53	2-13	18-28	13-24-37	30	66	10	21	3	11	200

FG%	1st Half: 4-22 • 18.2%	2nd Half: 19-31 • 61.3%	Game: 43.4%
3-PL%	1st Half: 0-5 • 0.0%	2nd Half: 2-8 • 25.0%	Game: 15.4%
FT%	1st Half: 10-16 • 62.5%	2nd Half: 8-12 • 66.7%	Game: 64.3%

Officials: Brian Hall, Michol Murray, Gina Cross

Attendance: 775

Score by Periods	1st	2nd	Total
Tulane	38	42	80
Tulsa	18	48	66

Tulane Falls To Rice In OT, 74-70

Aidoo, Lindsey share team-high scoring honors with 20 each

NEW ORLEANS—Brittany Lindsey came off the bench to score 20 points and Tyria Snow tallied a career-high seven assists but it was not enough as Tulane dropped a 74-70 overtime decision to Conference USA foe Rice at Fogelman Arena.

The Owls entered the game hitting just 28.3 percent of their shots from 3-point land. On Thursday, however, Rice connected on 12-of-19 shots from beyond the arc (.632) and used a 19-4 disparity in free throw opportunities to escape with the victory.

Lindsey connected on 10-of-18 shots from the field and chipped in with eight rebounds, four blocks and an assist in 27 minutes of action. She tied Tiffany Aidoo for team-high scoring honors with 20 each, as Aidoo was 8-of-15 overall including a 4-of-8 performance from beyond the 3-point arc.

As a team, Tulane hit 40.8 percent of its field goals (31-of-76) and held Rice to 25 baskets from the field. The difference, however, was Rice's shooting from the outside as well from the free throw line. The Green Wave were called for 15 fouls, leading to 12 Rice points from the charity stripe. The Owls committed just two fewer fouls, but Tulane was only 3-of-4 from the line.

The two teams battled to a 31-all tie at the end of the first half and Rice used an 8-4 rally to start the second half and claimed a four-point lead at 39-35 just over four minutes into the stanza. The Green Wave rallied to tie the score at 43-43 with 12:38 left in regulation and led by as many as five at 53-51 6:05 later.

Rice answered with a 13-6 rally to take a 61-59 advantage with 24 seconds to play. A Megan Elliott missed free throw left the door open for Tulane, and the Green Wave responded with a layup by Roshaunda Barnes eight seconds later to knot the score once again. Tulane had a chance to win the game in regulation as Lindsey blocked an Elliott layup attempt, but Danielle Nunn's desperation heave was off the mark.

The Owls' D'Franz Smart hit a 3-pointer 49 seconds into the extra period and Rice never trailed again. Tulane kept things close and eventually tied the game at 70-all when Aidoo canned a 3-pointer with 1:51 remaining on the clock. That, however, would be the Green Wave's final points of the game. Rice went ahead for good on a Morgan Mayse jumper and Smart hit a pair of free throws in the final seconds to account for the final score.

Rice 74, Tulane 70 (OT)

1/27/11 in New Orleans, La. - Fogelman Arena

VISITORS: Rice (12-9, 4-3 C-USA)

Player	FG-A	3-A	FT-A	O-D-R	PF	TP	A	TO	B	S	MIN
14 Hypolite (f)	2-7	0-2	1-3	1-3-4	0	5	2	1	1	0	24
44 Mayse (f)	9-18	3-4	0-0	1-4-5	0	21	1	4	0	1	36
30 Kuster (c)	3-8	0-0	8-10	0-9-9	0	14	1	2	2	2	40-
1 Smart (g)	3-7	3-4	2-2	1-4-5	3	11	9	2	0	1	35
5 Goswitz (g)	6-11	5-7	0-0	2-2-4	4	17	2	2	1	3	43
4 McKinney	1-3	0-0	0-0	1-2-3	0	2	2	2	0	1	10
11 Elliott	0-2	0-1	1-4	1-3-4	3	1	0	3	0	0	26
23 Carmon	1-3	1-1	0-0	1-0-1	0	3	0	0	0	0	11
Team				0-2-2							
Totals.....	25-61	12-19	12-19	8-29-37	10	74	17	16	4	8	225

FG%	1st Half: 11-31 • 35.5%	2nd Half: 10-25 • 40.0%	Game: 41.0%
3-PL%	1st Half: 6-7 • 85.7%	2nd Half: 5-11 • 45.5%	Game: 63.2%
FT%	1st Half: 3-5 • 60.0%	2nd Half: 5-10 • 50.0%	Game: 63.2%

HOME: Tulane (16-4, 5-2 C-USA)

Player	FG-A	3-A	FT-A	O-D-R	PF	TP	A	TO	B	S	MIN
20 Nunn (f)	4-11	0-1	1-2	4-9-13	1	9	3	3	0	3	40-
23 Aidoo (f)	8-15	4-8	0-0	2-5-7	3	20	0	1	0	0	38
44 Benzio (c)	3-6	0-0	0-0	1-3-4	2	6	3	2	2	0	29
11 Barnes (g)	3-14	1-1	0-0	1-1-2	2	7	6	2	0	0	37
21 Grayson (g)	3-11	0-2	2-2	2-5-7	3	8	2	6	0	1	37
24 Kautsky	0-0	0-0	0-0	0-0-0	0	0	0	0	0	0	3
25 Snow	0-1	0-0	0-0	0-1-1	1	0	7	0	0	2	14
35 Lindsey	10-18	0-0	0-0	4-4-8	3	20	1	3	4	0	27
Team				3-3-6							
Totals.....	31-76	5-12	3-4	17-31-48	15	70	22	17	6	6	225

FG%	1st Half: 14-32 • 43.8%	2nd Half: 13-36 • 36.1%	Game: 40.8%
3-PL%	1st Half: 3-5 • 60.0%	2nd Half: 1-6 • 16.7%	Game: 41.7%
FT%	1st Half: 0-0 • 0.0%	2nd Half: 3-4 • 75.0%	Game: 75.0%

Officials: Dock Sisk, Melita Roberts, John Fletcher

Attendance: 802

Score by Periods	1st	2nd	OT	Total
Rice	31	30	13	74
Tulane	31	30	9	70

Wave Rallies To Down UTEP, 69-63

Lindsey, Nunn score 20 each, Tulane 'D' forces 33 turnovers

NEW ORLEANS—Brittany Lindsey and Danielle Nunn scored 20 points each and the Green Wave defense forced 33 turnovers as Tulane rallied to defeat Conference USA foe UTEP, 69-63, at Fogelman Arena.

Tulane trailed by as many as 11 in the first half and was down by 57-52 with 6:02 left in regulation, but the Green Wave outscored the Miners 17-6 the rest of the way to earn the victory.

The Green Wave hit just 10-of-29 shots in the first half (.345) and trailed 36-28 at the break. In the final 20 minutes of play, however, Tulane tallied a 62.5 field goal percentage (15-of-24) including a 7-of-9 showing by Lindsey and a 4-for-4 performance by Nunn.

Lindsey and Nunn were the only two Tulane players to post double-digit scoring totals while Tiffany Aidoo tallied nine and Brett Benzio had eight. Benzio paced the Green Wave with six rebounds while Lindsey had half of Tulane's four blocks and Roshaunda Barnes posted six assists and five steals.

Of UTEP's 33 turnovers, 19 came via Tulane steals and the Green Wave used the take-aways to score 34 points. Tulane outscored UTEP in the paint 40-28 and held a 14-6 advantage in fast-break scoring.

Down by five late in the game, Lindsey sparked the comeback effort with a layup plus an and-one free throw while Nunn followed with a basket of her own to tie the game at 57-all with 5:33 left to go. Another Lindsey layup the next trip down the floor gave Tulane its first lead since holding a slight 18-17 edge with 6:35 to play in the opening half, but UTEP's Anete Stienberga answered with a shot in the paint to make it a 59-59 contest.

Stienberga put the Miners ahead briefly with a free throw with 4:20 showing on the clock, but Nunn sank a pair of free throws and Benzio converted in the low post through traffic to put Tulane head 65-60 with 2:21 left to play. UTEP whittled the deficit down to two courtesy of a 3-of-4 showing from the free throw line over the next 51 seconds before Tulane got four straight free throws from sophomore guard Olivia Grayson to account for the final score.

Tulane 69, UTEP 63

1/30/11 in New Orleans, La. - Fogelman Arena

VISITORS: UTEP (12-8, 4-4 C-USA)

Player	FG-A	3-A	FT-A	O-D-R	PF	TP	A	TO	B	S	MIN
12 Steinberga (f)	1-6	0-0	1-3	0-1-1	3	3	2	3	0	1	11
22 Milian (f)	2-3	0-0	0-0	0-2-2	3	4	0	5	0	0	14
1 Smith (g)	0-1	0-1	0-0	0-3-3	0	0	0	6	0	1	15
3 Willingham (g)	2-6	0-3	2-3	1-3-4	3	6	6	5	0	1	38
14 Caldwell (g)	5-8	2-2	3-3	0-2-2	1	15	3	4	0	2	38
2 Brown	5-11	0-0	1-1	5-1-6	4	11	0	3	1	4	22
4 Egltte	0-0	0-0	2-2	0-1-1	1	2	0	1	0	0	6
5 Thornton	2-3	0-0	4-4	0-5-5	3	8	0	3	0	0	27
23 Vitola	0-0	0-0	2-2	0-1-1	0	2	0	0	0	0	4
34 Warren	4-7	1-2	3-4	0-1-1	4	12	0	3	0	2	25
Team				4-2-6							
Totals.....	21-45	3-8	18-22	10-22-32	22	63	11	33	1	11	200

FG%	1st Half: 11-20 • 55.0%	2nd Half: 10-25 • 40.0%	Game: 46.7%
3-PL%	1st Half: 2-2 • 100%	2nd Half: 1-6 • 16.7%	Game: 37.5%
FT%	1st Half: 12-13 • 92.3%	2nd Half: 6-9 • 66.7%	Game: 81.8%

HOME: Tulane (17-4, 6-2 C-USA)

Player	FG-A	3-A	FT-A	O-D-R	PF	TP	A	TO	B	S	MIN
20 Nunn (f)	7-9	0-0	6-10	1-2-3	3	20	2	2	0	1	37
23 Aidoo (f)	4-14	1-10	0-0	0-3-3	3	9	0	2	0	3	32
44 Benzio (c)	3-4	0-0	2-4	3-3-6	2	8	1	4	1	1	23
11 Barnes (g)	2-9	0-1	0-0	2-1-3	2	4	6	4	0	5	32
21 Grayson (g)	1-4	0-2	4-4	0-3-3	4	6	5	3	1	2	36
24 Kautsky	0-0	0-0	0-0	1-0-1	0	0	1	0	0	0	2
25 Snow	1-1	0-0	0-0	0-1-1	1	2	0	1	0	0	10
32 Bibbins	0-1	0-0	0-0	0-1-1	1	0	1	0	0	1	9
35 Lindsey	7-11	0-0	6-7	0-3-3	5	20	0	3	2	4	19
Team				1-1-2							
Totals.....	25-53	1-13	18-25	8-18-26	21	69	16	20	4	19	200

FG%	1st Half: 10-29 • 34.5%	2nd Half: 15-24 • 62.5%	Game: 47.2%
3-PL%	1st Half: 1-8 • 12.5%	2nd Half: 0-5 • 0.0%	Game: 7.7%
FT%	1st Half: 7-11 • 63.6%	2nd Half: 11-14 • 78.6%	Game: 72.0%

Officials: Mary Day, Meadow Overstreet, Eric Koch

Tulane Drops 77-73 Game At SMU

Roshaunda Barnes tallies 20 points, seven assists, six steals

DALLAS—Roshaunda Barnes led four Green Wave players in double figures with a game-high 20 points, but it was not enough as Tulane fell to SMU, 77-73, at Moody Coliseum.

The game featured 17 ties and 16 lead changes, and the Mustangs' Alicia Filmore broke a 73-73 tie courtesy of a layup with 4.2 seconds left to play in regulation. The Green Wave had a chance to tie or possibly win with a 3-pointer, but Barnes was called for a charge trying to bringing the ball up the court on the ensuing possession. Tulane was forced to foul and Samantha Mahnesmith connected on both of her free throws to account for the final score.

SMU sank 26-of-28 free throws for the night, including a 19-of-21 performance in the second half as the Green Wave were called whistled for 15 fouls over the final 20 minutes. Tulane connected on 45.6 percent of its field goals for the game (26-of-57) and held the Mustangs to a .421 clip (24-of-57). The difference came at the stripe where the Wave were 17-of-26 overall (.654) and took just 10 freebies in the second half.

Down by three following a Delisha Wills jumper with 5:35 left to play in regulation, Tulane got a basket by Danielle Nunn and a pair of free throws by Brett Benzio to give the Green Wave a 66-65 advantage just over two minutes later.

SMU answered with baskets by Samantha Mahnesmith and Mallory Singleton the next two times down the floor, but Tiffany Aidoo drained a deep 3-pointer from the top of the key with 1:04 on the clock to knot the score at 69-all.

Filmore put the Mustangs back on top momentarily at 71-69, but Brittany Lindsey hit a jumper with 24 seconds to play to re-tie the ballgame just five ticks later. Following a Green Wave timeout, Lindsey fouled Wills in the backcourt with 18.7 second remaining and the SMU forward hit both free throws to make it a 2-point affair. Lindsey hit another bucket to make it 73-73, but Filmore's basket with three seconds to go put SMU on top for good.

Barnes corralled the ensuing in-bounds pass but was whistled for the foul and turnover as Haley Day drew the charge to set up Mahnesmith's game-clinching free throws.

SMU 77, Tulane 73

2/3/11 in Dallas, Texas - Moody Coliseum

VISITORS: Tulane (17-5, 6-3 C-USA)

Player	FG-A	3-A	FT-A	O-D-R	PF	TP	A	TO	B	S	MIN
20 Nunn (f)	6-10	0-0	7-11	3-14	3	19	3	3	1	4	34
23 Aidoo (f)	4-8	2-6	1-4	1-12	2	11	0	5	0	4	27
44 Benzio (c)	1-3	0-0	2-2	2-5	3	4	2	2	1	1	32
11 Barnes (g)	7-17	1-5	5-6	1-5	4	20	7	4	0	6	38
21 Grayson (g)	2-5	0-1	0-0	0-4	5	4	3	3	0	1	27
24 Kautsky	0-2	0-1	0-0	0-0	0	0	0	0	0	0	2
25 Snow	0-0	0-0	0-0	0-0	0	0	0	0	0	0	4
32 Bibbins	1-2	1-2	0-0	0-0	0	3	1	0	0	0	11
35 Lindsey	5-10	0-0	2-3	1-23	4	12	0	2	0	0	19
Team				3-36							
Totals.....	26-57	4-15	17-26	11-21	32	21	73	16	19	2	16 200

FG%	1st Half: 10-26 • 38.5%	2nd Half: 16-31 • 51.60%	Game: 45.6%
3-PT%	1st Half: 1-6 • 16.7%	2nd Half: 3-9 • 33.3%	Game: 26.7%
FT%	1st Half: 10-16 • 62.5%	2nd Half: 7-10 • 70.0%	Game: 65.4%

HOME: SMU (11-10, 4-4 C-USA)

Player	FG-A	3-A	FT-A	O-D-R	PF	TP	A	TO	B	S	MIN
1 Elliott (f)	3-7	0-0	1-1	3-7	10	3	7	2	6	1	0 26
23 Simpson (f)	2-5	0-0	2-2	2-0	2	6	0	5	0	2	15
24 Day (f)	2-11	1-5	2-2	2-35	3	7	3	3	1	0	35
22 Filmore (g)	5-8	2-3	6-6	1-5	2	18	1	3	2	3	32
33 Mahnesmith (g)	2-5	0-2	5-6	1-0	1	3	9	4	9	2	28
5 Wills	5-7	0-0	8-8	1-3	4	2	18	2	3	0	27
25 Johnson	1-2	0-0	0-0	0-0	1	2	0	1	0	0	14
32 Short	0-2	0-1	2-2	1-1	2	1	2	0	1	0	3
35 Christian	1-6	0-3	0-0	0-1	1	2	2	0	0	0	8
44 Singleton	3-5	0-0	0-1	2-1	3	6	1	0	0	0	12
Team				0-22							
Totals.....	24-57	3-14	26-28	13-23	36	22	77	13	22	4	7 200

FG%	1st Half: 10-35 • 28.6%	2nd Half: 14-22 • 63.6%	Game: 42.1%
3-PT%	1st Half: 2-8 • 25.0%	2nd Half: 1-6 • 16.7%	Game: 21.4%
FT%	1st Half: 7-7 • 100%	2nd Half: 19-21 • 90.5%	Game: 92.9%

Officials: Luis Gonzalez, Darci Doll, Bobby Jarmon

Attendance: 409

Score by Periods	1st	2nd	Total
Tulane	31	42	73
SMU	29	48	77

Wave Fall To C-USA Leader Houston

Danielle Nunn scores season-best 21 points in the loss

NEW ORLEANS—Danielle Nunn scored a season-high 21 points and Brett Benzio pulled down a team-best 11 rebounds, but it was not enough as Tulane fell to C-USA leader Houston, 85-70, at Fogelman Arena.

Trailing 45-30 at halftime, the Green Wave stormed back in the second half and cut the deficit down to four at 66-62 with 6:09 left in regulation. From there, however, Houston out-scored Tulane 19-8 the rest of the way to come away with the victory.

As a team, the Wave shot .361 from the field (26-of-72) and were just 2-of-13 from beyond the 3-point arc (.154). In addition, Tulane converted just 16-of-25 free throw opportunities (.640). Houston, meanwhile, hit 45.5 percent of its shot from the field (30-of-66), including a 16-of-30 performance in the first half (.533).

The Wave out-rebounded the Cougars, 47-45 and held a slight 42-40 advantage in points in the paint. Twenty-two Tulane turnovers, however, led to 16 Houston fast-break points. The Wave's 23 fouls sent the Cougars to the line for 28 free throws, and the league leaders converted on 22 of them (.786).

Tulane hung tough early on and led 14-13 with 12:35 left in the opening stanza. From there, the Cougars' Courtney Taylor hit a layup of her own the next time down the court and the Green Wave never led again.

The Houston advantage hovered around four points for the next three and a half minutes, but following a Nunn layup to make it 24-20 with 8:26 to play in the first half, the Cougars scored six straight to stretch the lead to double digits. The Wave cut the deficit to single digits three times over the next four-plus minutes only to see Houston go on a 10-2 run the rest of the half to go into the locker room on top by 15.

Tulane opened the second half with an 11-5 rally and got it down to six at 59-53 with 9:58 to go. The Cougars answered with a 5-0 run. From there, a Brittany Lindsey jumper sparked a 9-2 Green Wave rally to make it a four-point affair.

Lesslee Mason answered with a 3-point play, but Nunn sank a pair of free throws to make it a 69-63 with 5:22 left to play. That was as close as Tulane would get the rest of the contest, though, as Houston hit 8-of-10 free throws down the stretch.

Houston 85, Tulane 70

2/6/11 in New Orleans, La. - Fogelman Arena

VISITORS: Houston (18-4, 9-0 C-USA)

Player	FG-A	3-A	FT-A	O-D-R	PF	TP	A	TO	B	S	MIN
5 B.Mason (f)	3-8	0-0	2-2	2-35	5	8	2	1	0	2	27
24 Taylor (f)	8-12	0-0	5-6	4-14	18	3	21	2	2	3	30
33 L.Mason (f)	5-12	0-0	2-4	1-4	3	12	2	2	1	1	21
11 Scott (g)	6-13	3-7	4-5	1-12	2	19	3	9	0	2	37
20 Landry (g)	7-15	0-2	6-7	1-4	5	20	5	4	0	4	35
1 Dyson	0-0	0-0	0-0	0-2	0	0	0	0	1	0	9
22 Button	0-1	0-1	3-4	0-1	1	3	0	2	0	0	11
25 Woods	1-2	0-0	0-0	1-0	1	2	0	0	0	1	6
34 Johnson	0-3	0-1	0-0	2-2	2	0	0	1	0	0	24
Team				0-22							
Totals.....	30-66	3-11	22-28	12-33	45	23	85	14	21	4	13 200

FG%	1st Half: 16-30 • 53.3%	2nd Half: 14-36 • 38.9%	Game: 45.5%
3-PT%	1st Half: 3-9 • 33.3%	2nd Half: 0-2 • 0.0%	Game: 27.3%
FT%	1st Half: 10-12 • 83.3%	2nd Half: 12-16 • 75.0%	Game: 78.6%

HOME: Tulane (17-6, 6-4 C-USA)

Player	FG-A	3-A	FT-A	O-D-R	PF	TP	A	TO	B	S	MIN
20 Nunn (f)	9-18	0-1	3-4	5-4	9	4	21	2	4	0	0 38
23 Aidoo (f)	3-13	1-8	1-2	2-24	5	8	3	3	0	3	33
44 Benzio (c)	3-4	0-0	2-4	2-9	11	2	8	0	2	4	2 29
11 Barnes (g)	3-16	0-3	2-6	2-1	3	1	8	2	5	0	3 33
21 Grayson (g)	3-8	1-1	2-3	0-6	5	9	6	4	1	1	26
25 Snow	0-0	0-0	0-0	0-0	0	0	0	1	1	0	3
32 Bibbins	0-3	0-0	0-0	1-1	2	0	0	0	0	0	1 13
35 Lindsey	5-10	0-0	6-6	4-5	9	4	16	2	3	3	0 25
Team				2-13							
Totals.....	26-72	2-13	16-25	18-29	47	23	70	16	22	8	10 200

FG%	1st Half: 14-40 • 35.0%	2nd Half: 12-32 • 37.5%	Game: 36.1%
3-PT%	1st Half: 1-5 • 20.0%	2nd Half: 1-8 • 12.5%	Game: 15.4%
FT%	1st Half: 1-2 • 50.0%	2nd Half: 15-23 • 65.2%	Game: 64.0%

Officials: Nan Sisk, Bill Larence, Jules Gallien

Attendance: 859

Score by Periods	1st	2nd	Total
Houston	45	40	85
Tulane	30	40	70

Tulane Falls Short At UTEP, 65-61

Roshaunda Barnes posts 18 points, five assists in loss

EL PASO, Texas—Roshaunda Barnes had 18 points and five assists, but it was not enough as Tulane dropped a 65-61 decision to C-USA foe UTEP at the Don Haskins Center.

Miners' forward Gloria Brown came off the bench to score a game-high 21 points and pull down a game-best 17 rebounds to lead the UTEP effort. Tulane scored the opening point of the contest when Danielle Nunn hit 1-of-2 free throws 26 seconds into the ballgame. UTEP, meanwhile, scored the next eight in a row and never trailed again.

The Miners led by as many as 14 twice in the first half and the Green Wave whittled the deficit down to as few as two at 43-41 with 8:29 left to play in regulation. That, however, was as close as Tulane could get as UTEP hit all eight of its free throw opportunities in the closing minutes to hang on for the win.

Following Nunn's free throw to open the game's scoring, Tulane did not get its first field goal of the day until the 14:08 mark of the opening stanza when Tiffany Aidoo hit a 3-pointer to make it 8-4. The two teams traded the next four baskets before Dietra Caldwell hit a jumper to sparked an 11-2 UTEP rally.

UTEP's largest lead came at 27-13 with 3:01 left in the first half and again at 29-15 with 2:22 to go in the opening stanza. From there, Tulane closed out the period with a 7-1 rally and scored the first five points of the second half to make it a 30-27 affair. In what would be a common theme over the final 20 minutes, the Miners answered Tulane's run with a 7-2 run of their own to push the lead back to eight at 37-29.

The Wave countered with a 9-4 rally to make it a three-point affair again, and following a layup by UTEP's Ashley Milian, Aidoo connected again from downtown to cut the deficit to a deuce at 43-41 with 8:29 left in regulation. The Miners quickly scored the next four points and stretched their lead to nine when Kelli Willingham drained a 3-pointer with 5:26 to go to make it 53-44. The Green Wave cut the UTEP advantage down to three on three occasions over the final three-plus minutes only to see the Miners answer each Tulane threat.

UTEP 65, Tulane 61

2/13/11 in El Paso, Texas - Don Haskins Center

VISITORS: Tulane (17-7, 6-5 C-USA)

Player	FG-A	3-A	FT-A	O-D-R	PF	TP	A	TO	B	S	MIN
20 Nunn (f)	4-8	0-0	1-3	0-5	2	9	1	5	0	1	28
23 Aidoo (f)	3-8	3-7	1-3	1-23	3	10	0	2	0	0	29
44 Benzio (c)	1-4	0-0	0-0	1-12	2	0	2	0	2	1	0 19
11 Barnes (g)	7-13	1-4	3-4	1-3	0	18	5	3	0	0	34
21 Grayson (g)	0-4	0-1	2-2	1-3	4	3	2	1	1	0	1 21
24 Kautsky	0-2	0-1	0-0	1-2	3	1	0	0	0	0	9
25 Snow	2-2	1-1	2-2	1-12	2	7	1	0	0	0	15
31 McDonald	1-2	0-0	0-0	0-2	0	2	1	1	0	0	10
32 Bibbins	1-2	0-0	1-2	0-1	1	3	0	1	1	0	17
35 Lindsey	3-7	0-0	2-2	0-1	1	3	8	1	0	1	0 18
Team				1-34							
Totals.....	22-52	5-14	12-18	7-24	31	17	61	10	15	3	2 200

FG%	1st Half: 9-25 • 36.0%	2nd Half: 13-27 • 48.1%	Game: 42.3%
3-PT%	1st Half: 2-6 • 33.3%	2nd Half: 3-8 • 37.5%	Game: 35.7%
FT%	1st Half: 2-5 • 40.0%	2nd Half: 10-13 • 76.9%	Game: 66.7%

HOME: UTEP (13-10, 5-6 C-USA)

Player	FG-A	3-A	FT-A	O-D-R	PF	TP	A	TO	B	S	MIN
5 Thornton (f)	0-0	0-0	0-2	1-0	1	3	0	0	4	0	1 13
12 Steinberga (f)	1-3	0-0	0-0	1-23	0	2	1	0	0	0	15
3 Willingham (g)	4-10	1-3	4-4	0-33	1	13	6	1	0	3	36
4 Egliste (g)	1-4	0-1	0-0	2-13	2	2	2	0	0	0	16
14 Caldwell (g)	1-7	0-5	0-0	1-23	1	2	2	1	0	0	39
1 Smith	1-7	0-2	2-2	0-0	1	4	0	1	0	1	24
2 Brown	9-17	0-0	3-4	10-17	4	21	3	2	0	0	19
22 Milian	6-12	0-0	2-2	5-38	3	14	2	4	0	0	23
23 Vitola	1-6	1-4	1-2	0-2	2	4	1	0	0	1	11
34 Warren	1-2	1-1	0-0	0-0	0	3	0	0	0	0	4
Team				0-44							
Totals.....	25-68	3-16	12-16	20-24	47	17	65	16	12	0	6 200

FG%	1st Half: 13-35 • 37.1%	2nd Half: 12-33 • 36.4%	Game: 36.8%
3-PT%	1st Half: 2-10 • 20.0%	2nd Half: 1-6 • 16.7%	Game: 18.8%
FT%	1st Half: 2-4 • 50.0%	2nd Half: 10-12 • 83.3%	Game: 75.0%

Officials: Brian Hall, Darla Foutz, Michol Murray

Attendance: 1068



Game Recaps

TULANE UNIVERSITY

Tulane Falls To UCF In OT, 73-69

Wave squander 10-point second half lead in loss to Knights

ORLANDO, Fla.—Tulane saw its skid slide to four straight games as Tulane dropped a 73-69 overtime decision to UCF at UCF Arena.

Tulane led by 10 at 53-43 with 7:28 left to play in the second half but UCF outscored the Green Wave 13-6 the rest of the half before scoring the first points of the extra period and never trailed again. Along the way, UCF held the Green Wave without a field goal for a 10:52 stretch spanning the final 6:23 of regulation and the first 4:26 of overtime.

Tulane scored the first four points of the ballgame only to see UCF score the next 10 and use a 10-5 rally midway through the stanza to take a 10-point advantage at 21-11 with 10:56 to go before the break. The Green Wave answered with a 16-4 run over the next 6:54 to take a 27-25 lead and the two teams went into the locker room at halftime deadlocked at 29-all.

The two teams traded blows early in the second half, and Tulane used a 17-6 rally over the next eight minutes to turn a 37-36 deficit into a 53-43 lead at the 7:28 mark. From there, however, UCF's Jalesa Caldwell canned a 3-pointer and Whitney Bibbins answered with a layup on the ensuing possession to make it 55-46 with 6:23 left in regulation.

That would be the Green Wave's last field goal the rest of the half and UCF outscored Tulane 13-4 the remainder of the half to send the game to overtime.

Both teams missed shots to open the overtime period, but UCF's D'Nay Daniels broke the deadlock with a layup 45 seconds into the extra frame to give the Knights a 61-59 lead. A pair of Aidoo free throws tied the game at 61-all but two Chelsie Wiley free throws put UCF on top 63-61 and UCF did not trail again. Lindsey hit one of two free throws the next time down the court to cut the deficit to one before Aisha Patrick sandwiched a pair of free throws around a Caldwell layup to put the Knights up 67-62.

Olivia Grayson snapped Tulane's field goal drought with a 3-pointer with 34 seconds to go to make it 67-65. UCF, however, hit 6-of-8 free throws the rest of the way to put the game out of reach.

UCF 73, Tulane 69 (ot)

2/17/11 in Orlando, Fla. - UCF Arena

VISITORS: Tulane (17-8, 6-6 C-USA)

Player	FG-A	3-A	FT-A	O-D-R	PF	TP	A	TO	B	S	MIN
23 Aidoo (f)	3-5	2-3	2-2	1-4-5	4	10	2	0	0	2	38
35 Lindsey (f)	5-14	0-0	6-7	2-7-9	3	16	1	1	1	0	32
44 Benzio (c)	2-5	0-0	2-2	1-3-4	1	6	1	1	1	0	24
21 Grayson (g)	5-15	1-2	4-4	2-6-8	1	15	5	7	0	0	43
32 Bibbins (g)	3-8	0-1	0-0	3-0-3	2	6	0	1	1	1	31
11 Barnes	1-5	0-2	0-0	0-2-2	2	5	3	1	1	1	19
20 Nunn	7-12	0-0	0-1	1-4-5	4	14	1	5	0	0	38
Team	3-4-7										
Totals.....	26-64	3-8	14-16	13-30-43	17	69	15	18	4	4	225

FG%	1st Half: 14-31 • 45.2%	2nd Half: 9-24 • 37.5%	Game: 40.6%
3-PT%	1st Half: 1-6 • 16.7%	2nd Half: 101 • 100%	Game: 37.5%
FT%	1st Half: 0-0 • 0.0%	2nd Half: 11-12 • 91.7%	Game: 87.5%

HOME: UCF (15-10, 8-4 C-USA)

Player	FG-A	3-A	FT-A	O-D-R	PF	TP	A	TO	B	S	MIN
2 Daniels (f)	7-13	0-0	3-3	4-3-7	5	17	0	2	1	5	35
11 Kelly (f)	1-4	1-3	0-0	1-2-3	2	3	1	1	0	0	20
10 Patrick (g)	4-13	1-3	6-10	5-10-15	3	15	4	2	0	3	43
21 Wiley (g)	1-12	1-8	4-4	0-1-1	4	7	2	1	0	0	35
23 Caldwell (g)	4-10	2-5	2-2	3-3-6	0	12	1	1	0	1	29
1 Montalvo	0-0	0-0	0-0	1-0-1	0	0	0	0	0	0	2
5 Cartier	6-16	2-5	1-1	0-2-2	2	15	2	2	0	0	29
15 Davis	0-0	0-0	0-0	0-2-2	2	0	0	1	0	0	10
22 Judge	0-2	0-2	0-0	0-0-0	1	0	0	0	0	0	3
55 Jones	1-3	0-0	2-4	4-3-7	1	4	0	3	0	0	19
Team	4-1-5										
Totals.....	24-73	7-26	18-24	22-27-49	20	73	10	13	1	9	225

FG%	1st Half: 11-31 • 35.5%	2nd Half: 11-35 • 31.4%	Game: 32.9%
3-PT%	1st Half: 4-11 • 36.4%	2nd Half: 3-12 • 25.0%	Game: 26.9%
FT%	1st Half: 3-3 • 100%	2nd Half: 5-7 • 90.5%	Game: 75.0%

Officials: Dawn Marsh, Shawn Goode, Ron Ledington

Attendance: 301

Score by Periods	1st	2nd	OT	Total
Tulane	29	30	10	69
UCF	29	30	14	73

Wave Defeats Memphis, 75-63

Nunn scores 20 points to surpass 1,000 points for career

NEW ORLEANS—Danielle Nunn scored a team-best 20 points to surpass the 1,000-point plateau for her collegiate career as Tulane snapped a four-game skid with a 75-63 victory over Memphis at Fogelman Arena.

Nunn hit 5-of-7 shots from the field and all 10 of her free throw opportunities to lead the Green Wave effort. With 20 points against the Tigers, she now has 1,008 for her career - 372 at TCU from 2006-08 and 636 at Tulane over the last two seasons.

Tulane shot 42.9 percent from the field against Memphis (24-of-56), including a 15-of-29 performance in the second half (.517). The Wave were able to capitalize on 27 personal fouls by the Tigers and hit 26-of-34 free throws on the night (.765). Tulane grabbed 42 boards to the Tigers' 36 and turned 14 offensive rebounds into 19 second-chance points.

Tulane scored the first points of the game on a Nunn layup 38 seconds into the contest but neither team could establish control early on. While the two teams traded blows over the first seven-plus minutes of the ballgame, Memphis used a 5-0 run to take a four-point lead at 15-11 with 12:31 to play before the break and it remained a four-point affair 3:04 later at 23-19.

From there, Tulane went on a 10-0 run to give the Wave a 29-23 lead with 2:04 left in the first half. Memphis answered with an Alex Winchell 3-pointer and a free throw by Ramses Lonlock, but Nunn hit a jumper with 49 seconds to go in the stanza and Brett Benzio followed with a layup the next time down the court to give the Wave a 33-27 lead heading into the locker room.

The Green Wave came out in the second half on fire and scored 24 of the stanza's first 30 points to take a commanding 24-point lead at 57-33 with 11:31 to play in regulation. Memphis answered with a 13-0 run over the next 4:04 to make it an 11-point affair at 58-64, but that was as close as the Tigers would get the rest of the way as Tulane pushed its advantage to as many as 18 at 71-53 with 2:21 to go and held on for the win.

Tulane 75, Memphis 63

2/20/11 in New Orleans, La. - Fogelman Arena

VISITORS: Memphis (18-9, 7-6 C-USA)

Player	FG-A	3-A	FT-A	O-D-R	PF	TP	A	TO	B	S	MIN
4 Jackson (f)	1-5	1-1	1-4	2-2-4	2	4	0	3	0	1	33
15 Ellis (f)	0-1	0-0	0-0	0-1-1	4	0	1	4	0	0	14
20 Mumphyre (c)	0-1	0-0	0-0	1-5-6	5	0	2	0	1	1	12
11 Winchell (g)	7-12	7-11	1-1	0-3-3	5	22	4	3	0	0	36
32 Lonlack (g)	4-15	0-0	5-6	1-4-5	2	13	3	3	0	1	38
3 Lee	3-9	0-0	0-0	2-2-4	3	6	2	0	1	0	21
10 Abdul-Qaadir	0-2	0-1	0-0	0-0-0	2	0	0	1	0	0	5
13 Collier	0-2	0-2	0-0	0-0-0	0	0	1	0	0	0	8
21 James	0-0	0-0	0-0	0-0-0	0	0	0	0	0	1	6
35 Dickson	4-10	4-10	0-0	1-2-3	4	12	0	3	0	1	18
45 Luellen-Higgins	3-5	0-0	0-0	5-0-5	0	6	0	0	0	1	9
Team	1-4-5										
Totals.....	22-62	12-25	7-11	13-23-36	27	63	13	18	2	6	200

FG%	1st Half: 10-30 • 33.3%	2nd Half: 12-32 • 37.5%	Game: 35.5%
3-PT%	1st Half: 4-11 • 36.4%	2nd Half: 8-14 • 57.1%	Game: 48.0%
FT%	1st Half: 3-6 • 50.0%	2nd Half: 4-5 • 80.0%	Game: 63.6%

HOME: Tulane (18-8, 7-6 C-USA)

Player	FG-A	3-A	FT-A	O-D-R	PF	TP	A	TO	B	S	MIN
20 Nunn (f)	5-7	0-0	10-10	1-3-4	2	20	1	1	0	3	31
32 Bibbins (f)	6-12	0-2	3-3	4-1-5	0	15	0	0	0	2	26
35 Lindsey (f)	3-8	0-0	1-3	3-2-5	3	7	0	0	2	3	22
21 Grayson (g)	2-8	1-4	10-12	1-8-9	3	15	7	6	0	1	36
23 Aidoo (g)	0-5	0-3	0-0	0-2-2	3	0	2	1	0	0	24
11 Barnes	5-12	0-3	1-2	1-1-2	0	11	3	3	0	2	28
24 Kautsky	0-1	0-1	0-0	0-0-0	0	0	0	0	0	0	3
25 Snow	0-0	0-0	1-2	0-0-0	0	1	0	1	0	0	5
31 McDonald	0-0	0-0	0-2	0-1-1	0	0	0	0	0	0	4
42 Blankenship	0-0	0-0	0-0	0-0-0	0	0	0	0	0	0	1
44 Benzio	3-3	0-0	0-0	2-9-11	2	6	0	0	3	0	20
Team	2-1-3										
Totals.....	24-56	1-13	26-34	14-28-42	13	75	13	12	5	11	200

FG%	1st Half: 9-27 • 33.3%	2nd Half: 15-29 • 51.7%	Game: 42.9%
3-PT%	1st Half: 0-7 • 0.0%	2nd Half: 1-6 • 16.7%	Game: 7.7%
FT%	1st Half: 15-18 • 83.3%	2nd Half: 11-16 • 68.8%	Game: 76.5%

Officials: Laura Morris, Angelica Suffren, John Fletcher

Attendance: 921

Score by Periods	1st	2nd	Total
Memphis	27	36	63
Tulane	33	42	75

Tulane Rallies To Down Rice, 82-77

Lindsey scores 22 to surpass 1,000-point career plateau

HOUSTON—Thirty-five minutes and one second into the Conference USA women's basketball contest between Tulane and Rice at the Tudor Fieldhouse, things did not look good for the Green Wave.

Trailing by 11 at 71-60 with 4:59 left in regulation, Tulane stared adversity squarely in the eye - and adversity blinked first. The Green Wave outscored the Owls 22-6 to overcome the double-digit deficit, including a 10-0 rally over the final 47 seconds of the ballgame.

Tulane mounted its comeback with a 3-pointer by Whitney Bibbins, but Rice answered with a Jessica Kuster layup to make it a 10-point affair at 73-63 with 4:33 to go. From there, the Green Wave got a layup by Roshaunda Barnes, a 3-pointer by Tiffany Aidoo, and a pair of free throws by Olivia Grayson to cut the deficit to three less than a minute later.

The two teams traded baskets the next two trips up and down the floor and another Kuster basket pushed the Owls' advantage to five with 2:05 left to play, but that would be Rice's final points of the day. Rice appeared to have a chance to put the game away as Jessica Goswitz was hammered by Grayson while attempting a layup with 56 seconds to go. Goswitz missed both freebies and a Grayson jumper made it a 3-point game 9 seconds later.

Danielle Nunn sank a pair of free throws and Aidoo stole the ensuing in-bounds pass before connected on a layup to give the Wave a 78-77 lead they would not relinquish. Rice attempted to freeze Aidoo at the free throw line by calling back-to-back timeouts with 12.6 seconds to play, but she sank both of her attempts to push the advantage to three at 80-77. The Owls had a pair of chance to tie the game by a Hypolite 3-point attempt was off the mark. Rice pulled down the offensive board and immediately consecutive timeouts again to try and set up another scoring opportunity with 1.7 seconds to go.

On the in-bounds play and with the Green Wave defense locked on its opponent, Hypolite tried to call another break in the action but was called for a technical foul as the Owls were out of timeouts. Grayson hit both free throws and Tulane was later able to run out the clock and celebrate the win.

Tulane 82, Rice 77

2/24/11 in Houston, Texas - Tudor Fieldhouse

VISITORS: Tulane (19-8, 8-6 C-USA)

Player	FG-A	3-A	FT-A	O-D-R	PF	TP	A	TO	B	S	MIN
20 Nunn (f)	5-10	0-0	3-4	2-5-7	3	13	5	4	0	1	34
32 Bibbins (f)	3-5	1-1	0-0	2-4-6	0	7	2	0	0	0	34
35 Lindsey (f)	10-14	0-0	2-2	0-2-2	4	22	2	2	0	1	20
21 Grayson (g)	1-5	0-3	5-6	0-4-4	3	7	6	1	0	1	33
23 Aidoo (g)	6-11	3-5	2-2	2-3-5	2	17	2	3	0	2	34
11 Barnes	5-8	0-1	1-2	0-0-0	1	11	2	4	0	0	23
25 Snow	0-0	0-0	0-0	0-0-0	0	0	0	0	1	0	5
31 McDonald	0-0	0-0	0-0	0-2-2	0	0	0	0	0	0	1
44 Benzio	2-4	0-0	1-1	0-2-2	2	5	1	0	0	2	16
Team	2-2-4										
Totals.....	32-57	4-10	14-17	8-24-32	15	82	20	15	0	7	200

FG%	1st Half: 13-29 • 44.8%	2nd Half: 19-28 • 67.9%	Game: 56.1%
3-PT%	1st Half: 1-3 • 33.3%	2nd Half: 3-7 • 42.9%	Game: 40.0%
FT%	1st Half: 2-3 • 66.7%	2nd Half: 12-14 • 85.7%	Game: 82.4%

HOME: Rice (17-11, 9-5 C-USA)

Player	FG-A	3-A	FT-A	O-D-R	PF	TP	A	TO	B	S	MIN
14 Hypolite (f)	8-18	2-6	0-1	3-6-9	1	18	2	2	1	0	33
44 Mayse (f)	5-19	0-4	1-2	3-2-5	2	11	2	1	0	1	34
30 Kuster (c)	9-11	0-0	5-8	4-5-9	5	23	2	2	0	2	29
1 Smart (g)	2-5	0-1	2-2	2-1-3	2	6	11	0	0	3	40
5 Goswitz (g)	5-8	2-3	1-4	3-1-4	1	13	1	4	0	1	40
11 Elliott	0-2	0-0	0-0	1-0-1	1	0	0	2	0	0	14
23 Carmon	2-2	2-2	0-0	0-0-0	0	6	1	1	0	1	7
25 Ashford	0-2	0-1	0-0	0-0-0	1	0	0	0	0	0	3
Team	1-2-3										
Totals.....	31-67	6-17	9-17	17-17-34	13	77	19	12	1	8	200

Seniors Win Home Finale, 73-62

Green Wave down Tulsa to claim 20th win of the season

NEW ORLEANS—Spirits were high when Tulane took the floor against Tulsa as seniors Tiffany Aidoo, Roshanda Barnes, Brittany Lindsey and Danielle Nunn hit the court for the final regular-season home game of their careers and were honored with a pre-game ceremony.

While emotions ran the gamut as the public address system thundered out each student-athletes' accolades, the elation that came after the game was even greater as the Green Wave defeated the Golden Hurricane, 73-62.

All four seniors posted double-digit scoring totals as Lindsey and Nunn tied for the team lead with 16 each while Aidoo tallied 15 and Barnes finished with 12. Barnes had three of the Wave's 11 steals, and Lindsey paced Tulane with seven rebounds while tying a season-high with four blocked shots.

As a team, Tulane shot 54.0 percent from the field (27-of-50), including hitting 15-of-26 shots in the second half (.577). The Green Wave defense, meanwhile, held Tulsa to a .362 mark from the floor, turned 24 Golden Hurricane turnovers into 27 points, and out-scored the visitors in the paint, 38-22.

Tulane scored the first six points of the contest on back-to-back 3-pointers by Taleya Mayberry and Tatum Beer and held an 8-5 advantage 2:26 into the ballgame. Tulane, however, answered with a 16-2 rally over the next 6:45 to take a 22-10 lead and never trailed again. The Green Wave advantage swelled to as many as 15 in the first half at 35-20 with 3:04 to play before halftime, but Tulsa used a 7-2 rally to close out the stanza and went into the locker room only down 10.

The two teams traded baskets early in the second half but with Tulane holding a 48-37 advantage with 15:18 left to play in regulation, the Green Wave went on a 9-2 run over the next 5:13 to take command of the ballgame at 57-39. The Golden Hurricane refused to go away quietly, getting the deficit down to 10 at 62-52 with 5:52 left to play and to single digits at 69-60 three and a half minutes later, but the Tulane lead proved to be too big to overcome.

Tulane 73, Tulsa 62

2/27/11 in New Orleans, La. - Fogelman Arena

VISITORS: Tulsa (5-18, 1-14 C-USA)

Player	FG-A	3-A	FT-A	O-D-R	PF	TP	A	TO	B	S	MIN
13 DeWare (f)	3-9	0-0	0-0	1-1-2	3	6	0	4	0	0	20
15 Lewis (f)	5-10	0-0	6-7	2-4-6	1	16	0	2	1	2	27
42 Scott (f)	1-4	0-1	0-0	3-5-8	3	2	5	4	0	0	20
11 Beer (g)	5-8	4-6	3-3	0-1-1	2	17	1	1	0	1	30
12 Mayberry (g)	4-15	1-7	6-6	0-3-3	2	15	1	1	0	0	35
20 Hall	0-1	0-1	0-0	0-1-1	0	0	0	4	0	1	10
22 Mason	1-5	0-0	0-0	3-3-6	3	2	1	2	0	1	18
24 Kermis	2-3	0-0	0-0	4-2-6	4	4	4	3	0	0	23
25 McQuin	0-0	0-0	0-0	1-0-1	2	0	0	0	0	1	5
54 McDaniell	0-3	0-0	0-0	2-1-3	2	0	0	3	0	1	12
Team				1-2-3							
Totals.....	21-58	5-15	15-16	17-23-40	22	62	12	24	1	7	200

FG%	1st Half: 9-27 • 33.3%	2nd Half: 12-31 • 38.7%	Game: 36.2%
3-PT%	1st Half: 4-10 • 40.0%	2nd Half: 1-5 • 20.0%	Game: 33.3%
FT%	1st Half: 5-5 • 100%	2nd Half: 10-11 • 90.9%	Game: 93.8%

HOME: Tulane (20-8, 9-6 C-USA)

Player	FG-A	3-A	FT-A	O-D-R	PF	TP	A	TO	B	S	MIN
20 Nunn (f)	6-10	0-0	4-5	1-5-6	3	16	4	4	0	1	33
23 Aidoo (f)	5-11	4-10	1-3	0-1-1	2	15	2	1	0	2	34
35 Lindsey (f)	6-9	0-0	4-6	3-4-7	4	16	0	0	4	2	25
11 Barnes (g)	4-7	1-3	3-5	0-3-3	0	12	5	4	1	3	30
21 Grayson (g)	4-4	1-1	0-0	1-4-5	3	9	7	4	0	1	31
24 Kautsky	0-0	0-0	0-0	0-0-0	0	0	0	1	0	0	7
25 Snow	0-0	0-0	0-0	0-0-0	1	0	0	1	0	0	2
31 McDonald	0-0	0-0	0-0	0-0-0	2	0	0	1	0	0	3
32 Bibbins	2-7	0-1	0-0	2-2-4	1	4	1	0	0	1	19
44 Benizio	0-2	0-0	1-2	0-2-2	1	1	0	1	0	1	16
Team				1-0-1							
Totals.....	27-50	6-15	13-21	8-21-29	17	73	19	18	5	11	200

FG%	1st Half: 12-24 • 50.0%	2nd Half: 15-26 • 57.7%	Game: 54.0%
3-PT%	1st Half: 5-9 • 55.6%	2nd Half: 1-6 • 16.7%	Game: 40.0%
FT%	1st Half: 8-11 • 72.7%	2nd Half: 5-10 • 50.0%	Game: 61.9%

Officials: Eric Koch, Erica Bradley, Shawn Goode

Attendance: 763

Score by Periods	1st	2nd	Total
Tulane	27	35	62
Tulane	37	36	73

Wave Fall In 'OT' At Houston, 90-84

Nunn scores a 25 points in the regular-season finale

HOUSTON—Danielle Nunn scored a career-high 25 points and the Green Wave connected on 47.4 percent of its shots from the field (37-of-78), but it was not enough as Tulane fell to Houston in overtime, 90-84, at Hofheinz Pavilion.

With the score knotted at 73-all at the end of regulation, Tulane held the Cougars to just one basket during the five-minute overtime period. Houston, however, took advantage of 18 trips to the free throw line in the extra frame and sank 14 of them.

Tulane got off to a good start, scoring 10 of the game's first 15 points before Houston responded with a 15-2 run to stake claim to a 20-12 advantage with 10:50 to play before the break. The Green Wave cut the deficit down to one on three occasions and a Whitney Bibbins jumper with five seconds on the clock made it a 44-41 contest in favor of Houston at halftime.

The Cougars opened the second half with a 6-2 run over the first 1:49 of the period to go ahead by seven at 50-43, but Tulane came back with a 12-4 run over the next four and a half minutes to claim a 55-54 advantage with 13:41 left to play in regulation. The two teams traded blows for much of the remaining time in the second half as Houston held a 68-67 lead with 3:56 to go.

Olivia Grayson put Tulane ahead by a deuce courtesy of a 3-pointer with 2:38 showing on the clock and a Nunn free throw put the Wave ahead by three 26 seconds later. With the defense keying on the Cougars' top scorers, reserve guard Jasmine Johnson - who entered the game with just six 3-pointers all year - canned a trey from the left wing to knot the score at 71-all. Houston went ahead 73-71 on a Brittany Scott layup, but Tulane came right back with a Nunn basket to tie the game for the ninth time and send the game into overtime.

The Cougars scored the opening points of the extra period as Lesslee Mason connected on a pair of free throws before Tulane tied things up on a Roshanda Barnes jumper. From there, however, Johnson hit 1-of-2 free throws and Scott hit a 3-pointer to give Houston a 79-75 advantage it would not relinquish. The lead swelled to as many as six and each time Tulane cut into the deficit and fouled to stop the clock, the Cougars hit their freebies to account for the final score.

No. 24 Houston 90, Tulane 84 (ot)

3/5/11 in Houston, Texas - Hofheinz Pavilion

VISITORS: Tulane (20-9, 9-7 C-USA)

Player	FG-A	3-A	FT-A	O-D-R	PF	TP	A	TO	B	S	MIN
20 Nunn (f)	9-18	0-1	7-8	1-4-5	5	25	0	2	0	0	37
23 Aidoo (f)	2-11	0-5	0-0	0-4-4	5	4	2	1	1	1	38
32 Bibbins (f)	7-12	0-0	0-0	3-2-5	3	14	0	1	2	1	37
11 Barnes (g)	8-20	0-3	0-0	2-5-7	3	16	3	4	1	4	41
21 Grayson (g)	6-10	1-2	1-3	1-4-5	2	14	7	7	1	2	37
24 Kautsky	0-0	0-0	0-0	0-0-0	0	0	0	0	0	0	4
25 Snow	0-0	0-0	0-0	0-2-2	2	0	1	0	0	1	11
31 McDonald	0-0	0-0	0-0	0-0-0	0	0	0	0	0	0	1
35 Lindsey	1-1	0-0	0-0	0-2-2	3	2	0	0	0	0	7
44 Benizio	4-6	0-0	1-2	2-6-8	2	9	0	3	0	0	12
Team				3-4-7							
Totals.....	37-78	1-11	9-13	12-33-45	25	84	13	18	5	9	225

FG%	1st Half: 17-34 • 50.0%	2nd Half: 15-32 • 46.9%	Game: 47.4%
3-PT%	1st Half: 0-3 • 0.0%	2nd Half: 1-6 • 16.7%	Game: 9.1%
FT%	1st Half: 7-8 • 87.5%	2nd Half: 1-3 • 33.3%	Game: 69.2%

HOME: No. 24 Houston (25-4, 16-0 C-USA)

Player	FG-A	3-A	FT-A	O-D-R	PF	TP	A	TO	B	S	MIN
5 B.Mason (f)	3-8	1-3	2-4	2-10-12	3	9	1	2	1	3	39
24 Taylor (f)	8-12	2-2	6-8	5-9-14	2	24	0	2	1	1	39
33 L.Mason (f)	2-8	0-0	8-10	5-3-8	1	12	3	2	2	3	34
11 Scott (g)	10-21	4-9	4-4	0-2-2	1	28	5	0	0	0	42
20 Landry (g)	2-15	0-0	1-2	0-1-1	3	5	1	6	0	3	29
1 Dyson	1-2	0-0	0-1	1-1-2	1	2	0	0	0	0	5
22 Button	0-1	0-1	1-2	0-1-1	0	1	0	0	0	0	6
34 Johnson	2-5	1-2	4-6	2-3-5	2	9	5	3	2	3	31
Team				1-0-1							
Totals.....	28-72	8-17	26-37	16-30-46	13	90	15	16	6	12	225

FG%	1st Half: 16-33 • 48.5%	2nd Half: 11-35 • 31.4%	Game: 38.9%
3-PT%	1st Half: 4-8 • 50.0%	2nd Half: 3-7 • 42.9%	Game: 47.1%
FT%	1st Half: 8-11 • 72.7%	2nd Half: 4-8 • 50.0%	Game: 70.3%

Officials: Kelly Johnson, Tommy Prossie, Britton Sherry

Attendance: 1106

Score by Periods	1st	2nd	OT	Total
Tulane	41	32	11	84
Houston	44	29	17	90

Wave Downs East Carolina, 83-72

Aidoo goes for 20 to surpass career 1,000-point plateau

EL PASO, Texas— Four Green Wave players posted double-digit scoring totals, including a 20-point effort by Tiffany Aidoo to propel her past the 1,000 career point plateau, as Tulane defeated East Carolina, 83-72, in the quarterfinals of the 2011 Buick Conference USA Championship at UTEP's Memorial Gym.

Tulane scored the first five points of the game and jumped out to a 17-point advantage at 25-8 just under eight minutes into the contest. From there, the Pirates cut the deficit to five late in the first half and trailed by as few as second in the second half, but never led the entire night.

Aidoo hit 7-of-14 shots from the field against the Pirates, including five from beyond the 3-point arc, to bring her career point total to 1,011. Danielle Nunn and Olivia Grayson were next for Tulane with 17 points each while Roshanda Barnes had 16. Barnes led all players with eight assists to Grayson's seven, and both players posted three steals for the ballgame. Whitney Bibbins led the Wave with eight rebounds.

Trailing 5-0 early on, East Carolina rallied to make it a one-point game at 7-6 just under three minutes into the contest. Tulane responded in a big way as the Wave scored 18 of the next 20 points over a span of 4:55 to take control of the game.

The Pirates got the deficit down to six at 27-21 with 8:17 to go before the break only to see the Wave rally with an 8-2 run to extend the lead to 12. A 3-pointer by East Carolina's Kelly Smith made it 37-32 with 18 seconds to go before halftime and Barnes hit 1-of-2 free throws later to send Tulane into the locker room on top 38-32.

The Wave opened the second half with a 6-0 run to push the advantage back to double-digits and Tulane later led by 13 at 52-39 with 15:07 left to play in regulation. The two teams traded the next eight points a layup by the Pirates' Kim Gay with 13:27 to go sparked an 8-3 East Carolina run make it a six-point affair at 59-53.

That, however, was as close as the Pirates would get as Tulane used a Grayson free throw and an Aidoo trey to make it a 10-point contest and the Wave led by double digits most of the remainder of the game.

Tulane 83, East Carolina 72

3/10/11 in El Paso, Texas - Memorial Gym

VISITORS: East Carolina (16-15)

Player	FG-A	3-A	FT-A	O-D-R	PF	TP	A	TO	B	S	MIN
1 Gay (f)	9-14	5-8	3-3	2-6-8	1	26	1	3	0	1	37
15 C.Smith (f)	4-7	0-0	4-6	2-2-4	3	12	4	2	0	0	33
2 Spivey (g)	0-7	0-5	0-0	3-4-7	5	0	1	0	1	0	17
12 Clarke (g)	8-16	2-5	0-0	1-4-5	3	18	3	2	0	0	31
14 Stewart (g)	2-5	0-0	0-0	0-1-1	2	4	2	0	0	1	31
21 K.Smith	2-8	2-4	0-0	1-4-5	2	6	1	0	1	1	22
24 Best	0-2	0-0	2-2	1-0-1	4	2	0	3	0	0	9
30 Hodges	0-0	0-0	0-0	0-0-0	0	0	0	1	0	0	3
33 Wilson	1-4	0-2	2-2	0-2-2	4	4	0	4	0	1	17
Team				2-4-6							
Totals.....	26-63	9-24	11-13	12-27-39	24	72	12	16	1	4	200

FG%	1st Half: 13-31 • 41.9%	2nd Half: 13-32 • 40.6%	Game: 41.3%
3-PT%	1st Half: 5-13 • 38.5%	2nd Half: 4-11 • 36.4%	Game: 37.5%
FT%	1st Half: 1-1 • 100%	2nd Half: 10-12 • 83.3%	Game: 84.6%

HOME: Tulane (21-9)

Player	FG-A	3-A	FT-A	O-D-R	PF	TP	A	TO	B	S	MIN
20 Nunn (f)	6-8	0-0	5-12	1-4-5	3	17	1	4	0	1	38
23 Aidoo (f)	7-14	5-11	1-2	1-3-4	4	20	0	1	1	1	34
32 Bibbins (f)	4-7	0-0	0-0	3-5-8	3	8	0	0	0	0	21
11 Barnes (g)	6-12	3-7	1-2	1-4-5	1	16	8	2	0	3	35
21 Grayson (g)	4-11	2-4	7-10	0-2-2	0	17	7	4	0	3	40
25 Snow	0-0	0-0	0-0	0-0-0	0	0	1	0	0	0	3
31 McDonald	0-1	0-0	0-0	0-0-0	1	0	0	1	0	0	2
35 Lindsey	0-1	0-0	0-0	0-2-2	3	0	0	1	1	0	9
44 Benizio	2-6	0-0	1-3	3-3-6	1	5	0	1	1	0	18
Team				2-3-5							
Totals.....	29-60	10-22	15-29	11-26-37	16	83	17	14	3	8	200

FG%	1st Half: 15-27 • 55.6%	2nd Half: 14-33 • 42.4%	Game: 48.3%
3-PT%	1st Half: 5-7 • 71.4%	2nd Half: 5-15 • 33.3%	Game: 45.5%
FT%	1st Half: 3-4 • 75.0%	2nd Half: 12-25 • 48.0%	Game: 51.7%

Officials: Kelly Johnson, Scotty Hermann, Jules Gallien

Attendance: 2841

Score by Periods	1st	2nd	Total
------------------	-----	-----	-------



Game Recaps

TULANE UNIVERSITY

Wave Upends No. 22 Houston, 70-60

Benizio, Nunn post double-doubles in C-USA semifinals

EL PASO, Texas—Brett Benizio and Danielle Nunn both posted double-doubles and four Green Wave players tallied double-figure scoring totals as Tulane upset regular-season and nationally-ranked Houston, 70-60, in the Conference USA Championship semifinals Friday afternoon at UTEP's Don Haskins Center.

The Green Wave led for the first 29 minutes of the ballgame and the Cougars went ahead for the first time at 48-46 with 11:24 left to play. With Tulane trailing 59-58 with 4:25 to play, the Wave went on a 12-0 run and allowed just one Cougar free throw down the stretch.

Nunn led the Green Wave with 19 points to go with 11 rebounds while Benizio came off the bench to score 13 points and pull down a career-high 20 rebounds.

Tulane scored the first nine points of the contest and held a 12-2 advantage 3:39 into the ballgame. Houston used a 7-0 run to cut the deficit to three only to see the Wave answer with a 6-0 rally to extend the advantage to nine at 18-9. The Cougars got it down to a pair at 24-22 but Tulane used a 7-2 run to stretch the lead to seven and the Wave took a 37-31 advantage into the locker room at the break.

Houston scored 10 of the first 15 points of the second half to make it a one-point contest and eventually tied the game at 46-46 on a layup plus the and-one free throw by Lesslee Mason. A layup by the Porsche Landry the next time down the floor gave the Cougars their first lead of the day, but Houston never went ahead by more than a pair at any point.

While the Cougs led by a deuce once more and by one on two occasions, the Green Wave answered each Houston score with one of their own. Single free throws by Benizio and Nunn turned a one-point Houston lead into a 58-57 Green Wave advantage with 4:25 left to play, and Courtney Taylor laid one up and in to give Houston a one-point edge.

That, however, would be the final field goal of the day for Houston as Tulane scored 12 straight over the next 3:39 to take control of the ballgame.

Tulane 70, No. 22 Houston 60

3/11/11 in El Paso, Texas - Don Haskins Center

VISITORS: Tulane (22-9)

Player	FG-A	3-A	FT-A	O-D-R	PF	TP	A	TO	B	S	MIN
20 Nunn (f)	6-16	0-1	7-12	1-10-11	3	19	2	4	0	1	33
23 Aidoo (f)	5-10	2-7	1-1	1-1-2	3	13	0	2	0	0	28
32 Bibbins (f)	2-6	0-0	1-2	2-4-6	1	5	0	1	0	1	29
11 Barnes (g)	4-9	0-1	2-3	4-2-6	0	10	3	2	0	1	32
21 Grayson (g)	2-11	0-3	2-4	3-4-7	3	6	4	4	1	3	36
24 Kautsky	0-0	0-0	0-0	0-0-0	0	0	0	0	0	1	1
25 Snow	0-0	0-0	0-0	0-0-0	0	0	0	0	0	0	5
31 McDonald	0-0	0-0	0-0	0-0-0	0	0	0	0	0	0	0+
35 Lindsey	2-8	0-0	0-2	3-1-4	1	4	0	2	1	0	10
42 Blankenship	0-0	0-0	0-0	0-0-0	0	0	0	0	0	0	0+
44 Benizio	5-11	0-0	3-4	8-12-20	1	13	0	0	2	1	26
Team	2-2			2-0-2							
Totals.....	26-71	2-12	16-28	24-34-58	12	70	9	15	4	8	200

FG%	1st Half: 15-45 • 35.6%	2nd Half: 10-26 • 38.5%	Game: 36.6%
3-PT%	1st Half: 2-8 • 25.0%	2nd Half: 0-4 • 0.0%	Game: 16.7%
FT%	1st Half: 3-8 • 37.5%	2nd Half: 13-20 • 65.0%	Game: 57.1%

HOME: No. 22 Houston (26-5)

Player	FG-A	3-A	FT-A	O-D-R	PF	TP	A	TO	B	S	MIN
5 B.Mason (f)	4-9	1-3	0-1	1-2-3	3	9	1	3	0	1	33
24 Taylor (f)	2-6	0-1	0-0	2-7-9	5	4	1	2	2	0	16
33 L.Mason (f)	6-15	0-2	4-6	4-6-10	3	16	1	1	0	2	35
11 Scott (g)	1-8	1-4	0-0	0-4-4	3	3	1	2	0	2	28
20 Landry	9-20	2-5	0-2	2-2-4	4	20	6	5	0	1	34
1 Dyson	0-1	0-0	0-0	2-0-2	1	0	0	0	1	0	11
22 Button	1-3	1-1	0-0	0-0-0	0	3	0	0	0	0	10
25 Woods	0-0	0-0	1-2	0-0-0	1	1	0	1	1	0	5
34 Johnson	1-7	0-1	2-4	2-2-4	2	4	0	0	0	0	28
Team	2-2			2-2-4							
Totals.....	24-69	5-17	7-15	15-25-40	22	60	10	14	4	6	200

FG%	1st Half: 13-33 • 39.4%	2nd Half: 11-36 • 30.6%	Game: 34.8%
3-PT%	1st Half: 2-6 • 33.3%	2nd Half: 3-11 • 27.3%	Game: 29.4%
FT%	1st Half: 3-8 • 37.5%	2nd Half: 4-7 • 57.1%	Game: 46.7%

Officials: Kelly Johnson, Metta Roberts, Brian Hall

Attendance: 862

Score by Periods	1st	2nd	Total
Tulane	37	33	70
No. 22 Houston	31	29	60

Tulane Falls To UCF In Title Game

Barnes ties career high with 25 points in 85-73 loss

EL PASO, Texas—Roshaunda Barnes tied a career high with 25 points, but it was not enough as Tulane fell to UCF, 85-73, in the Conference USA Championship title game at UTEP's Don Haskins Center.

The Green Wave rallied from a 41-35 halftime deficit to take a 47-46 advantage 3:59 into the second half. The two teams battled to a 57-57 tie at the 11:44 mark, but Chelsie Wiley drained a 3-pointer on the Knights' next possession to give UCF the lead for good.

As a team, Tulane hit 46.6 percent of its shots from the field (27-of-58) and 87.5 percent of its free throws (14-of-16). The game, however, came down to rebounding and turnovers as UCF edged the Green Wave on the boards, 45-32, and forced 21 Tulane turnovers. The Knights turned 20 offensive rebounds into 19 second-chance points and added 11 steals to tally 30 points off turnovers.

The two teams traded the first 28 points of the ballgame and with the score knotted at 14-all, Chelsie Wiley hit a jumper and Ashia Kelly drained a 3-pointer the Knights' next time down the floor to give UCF a five-point lead that it would not relinquish the rest of the half. Tulane got the deficit down to one twice the remainder of the stanza but UCF answered each time and went into the locker room at intermission up by six.

The Wave scored 12 of the first 17 points of the second half to take a one-point lead but Tulane never led by more than two at any point in the contest. UCF and Tulane traded baskets over the next 4:17 and Wiley's trey sparked a 5-0 Knights run to create some separation. The Green Wave stayed in the game for a while, but UCF held Tulane without a field goal for 7:52 to pull away.

The Green Wave did hit 6-of-6 free throws during that stretch, but the Knights countered by connecting on five baskets and five freebies to stretch the lead to 11 at 79-68 with 2:07 left to play. Barnes hit a 3-pointer to snap the Tulane dry spell and a layup by Olivia Grayson cut the deficit to six. UCF, however, scored the final six points of the contest to account for the final score.

UCF 85, Tulane 73

3/12/11 in El Paso, Texas - Don Haskins Center

VISITORS: Tulane (22-10)

Player	FG-A	3-A	FT-A	O-D-R	PF	TP	A	TO	B	S	MIN
20 Nunn (f)	3-7	0-0	4-5	0-2-2	5	10	0	4	0	0	25
23 Aidoo (f)	2-5	2-3	0-0	2-1-3	1	6	0	4	0	1	33
32 Bibbins (f)	5-8	0-0	0-0	2-6-8	2	10	2	1	1	0	30
11 Barnes (g)	9-21	3-9	4-5	0-1-1	3	25	3	7	0	3	37
21 Grayson (g)	5-11	0-2	2-2	1-5-6	5	12	5	4	0	1	38
24 Kautsky	1-1	0-0	2-2	0-3-3	1	4	0	0	0	0	9
25 Snow	0-0	0-0	0-0	0-0-0	0	0	0	0	0	0	0+
35 Lindsey	0-0	0-0	0-0	0-0-0	1	0	0	0	0	0	3
44 Benizio	2-5	0-0	2-2	1-4-5	3	6	0	1	1	0	25
Team	2-24			2-24							
Totals.....	27-58	5-14	14-16	8-24-32	21	73	10	21	2	5	200

FG%	1st Half: 14-27 • 51.9%	2nd Half: 13-31 • 41.9%	Game: 46.6%
3-PT%	1st Half: 1-6 • 16.7%	2nd Half: 4-8 • 50.0%	Game: 35.7%
FT%	1st Half: 6-8 • 75.0%	2nd Half: 8-8 • 100%	Game: 87.5%

HOME: UCF (22-10)

Player	FG-A	3-A	FT-A	O-D-R	PF	TP	A	TO	B	S	MIN
2 Daniels (f)	4-10	0-0	4-5	2-1-3	2	12	0	1	0	0	24
11 Kelly (f)	3-10	2-6	2-4	1-4-5	4	10	0	3	0	0	30
10 Patrick (g)	4-7	1-1	2-4	4-8-12	3	11	6	0	0	7	36
21 Wiley (g)	5-10	1-3	2-4	1-1-2	4	13	3	1	0	1	32
23 Caldwell (g)	9-22	2-7	7-8	6-6-12	2	27	1	3	0	2	37
5 Carter	5-7	0-2	0-0	0-0-0	0	10	0	1	1	0	17
15 Davis	0-1	0-0	0-0	1-1-2	0	0	0	1	0	1	4
40 Paige	0-0	0-0	0-0	0-0-0	1	0	0	0	0	0	3
55 Jones	1-4	0-0	0-0	4-1-5	1	2	0	2	1	0	17
Team	1-3			1-3							
Totals.....	31-71	6-19	17-25	20-25-45	17	85	10	12	2	11	200

FG%	1st Half: 17-39 • 43.6%	2nd Half: 14-32 • 43.8%	Game: 43.7%
3-PT%	1st Half: 3-9 • 33.3%	2nd Half: 3-10 • 30.0%	Game: 31.7%
FT%	1st Half: 4-4 • 100%	2nd Half: 13-21 • 61.9%	Game: 58.0%

Officials: Mary Day, Kelly Johnson, Brian Hall

Attendance: 946

Score by Periods	1st	2nd	Total
Tulane	35	38	73
UCF	41	44	85

Wave Rolls Past Southern, 61-31

Tulane opens WNIT with big win; advances to second round

NEW ORLEANS—Olivia Grayson had 12 points and the Green Wave defense forced 22 turnovers as Tulane defeated Southern, 61-31, in the opening round of the 2011 WNIT in Fogelman Arena.

The Wave used its press to tally 12 steals - the 15th double-digit steal outing of the year and the most by the team since having 16 thefts at SMU on Feb. 3 - while limiting the Lady Jaguars to a 16.9 field goal percentage (12-of-71).

All 10 Tulane players to see time against Southern scored and Tiffany Aidoo joined Grayson on the double-digit point club with 11. Grayson also paced Tulane with eight rebounds and four assists while chipping in with three steals. Roshaunda Barnes led the Wave with five thefts, and Brett Benizio came off the bench to contribute nine points, seven boards and a game-high five blocks in 19 minutes of work.

As a team, the Green Wave shot 39.2 percent from the field (20-of-51), including a .435 performance in the first half (10-of-23). In addition to the 12 steals, Tulane also tallied double-digit performance in assists with 13 and blocks with 11. Tulane out-scored Southern in the paint 28-14 and had eight fast-break points to the Lady Jags' two.

While Southern scored the first basket of the night on a layup by Hannah Kador 15 seconds into the contest, Tulane scored the next 13 points and never looked back. Southern was just 3-for-35 during the first 20 minutes of play (.086) and faired only slightly better after halftime when the Lady Jags connected on 25.0 percent of its shots (9-of-36). Eleven first-half turnovers by Southern led to an equal number of Tulane points in the first half and the Green Wave tallied six steals in each stanza as the home team went into the locker room at the break on top, 29-9.

The second half was more of the same and Tulane's lead swelled to 31 at 44-13 with 13:54 left to play. Southern made it a 25-point game at 50-25 just over seven minutes later, but the Green Wave scored 11 of the game's final 17 points to account for the final score.

Tulane 61, Southern 31

3/17/11 in New Orleans, La. - Fogelman Arena

VISITORS: Southern (20-12)

Player	FG-A	3-A	FT-A	O-D-R	PF	TP	A	TO	B	S	MIN
33 Foster (f)	0-9	0-1	0-0	3-3-6	3	0	0	3	0	1	18
40 Allen (f)	2-6	0-0	0-2	7-7-14	4	4	3	4	2	2	26
5 Floyd (c)	1-7	0-0	0-0	2-1-3	1	2	0	2	1	1	16
11 Kador (g)	3-15	1-4	0-0	4-4-8	4	7	1	3	0	0	29
24 Sanders (g)	2-6	0-1	2-2	1-2-3	3	6	2	3	0	2	30
10 Augerson	2-13	1-4	1-2	1-4-5	1	6	1	3	0	0	31
12 Stephens	2-10	0-0	0-0	1-1-2	4	0	2	1	0	2	26
15 Hicks	0-3	0-0	0-0	1-0-1	1	0	0	2	0	1	18
22 David	0-2	0-1	2-2	2-1-3	0	2	0	0	0	0	6
Team	1-2			1-2							
Totals.....	12-71	2-11	5-8	23-25-48	21	31	7	22	4	7	200

FG%	1st Half: 3-35 • 8.6%	2nd Half: 9-36 • 25.0%	Game: 16.9%
3-PT%	1st Half: 1-5 • 20.0%	2nd Half: 1-6 • 16.7%	Game: 18.2%
FT%	1st Half: 2-4 • 50.0%	2nd Half: 3-4 • 75.0%	Game: 62.5%

HOME: Tulane (23-10)

Player	FG-A	3-A	FT-A	O-D-R	PF	TP	A	TO	B	S	MIN
20 Nunn (f)	2-5	0-0	2-4	1-5-6	1	6	0	3	1	1	26
23 Aidoo (f)	3-9	1-5	4-6	1-2-3	0	11	0	2	0	0	26
32 Bibbins (f)	1-5	0-0	4-4	2-2-4	1	6	1	0	0	2	18
11 Barnes (g)	2-9	1-1	4-6	2-4-6	2	9	3	5	0	5	28
21 Grayson (g)	5-8	1-3	1-3	0-8-8	1	12	4	5	0	3	30
24 Kautsky	1-2	0-1	0-0	0-1-1	2	2	1	1	2	0	16
25 Snow	1-4	0-1	0-1	0-4-4	1	2	1	0	1	1	20
31 McDonald	1-3	0-0	0-0	2-0-2	0	2	2	1	2	0	14
42 Blankenship	0-1	0-0	2-2	1-0-1	0	2	0	0	0	0	3
44 Benizio	4-5	0-0	1-1	1-6-7	3	9	1	1	5	0	19
Team	1-5			1-5							
Totals.....	20-51	3-11	18-27	11-37-48	11	61	13	19	11	12	200

FG%	1st Half: 10-23 • 43.
-----	-----------------------

Tulane Falls At Oral Roberts

Green Wave fall in second round of WNIT to Golden Eagles

TULSA, Okla.—Danielle Nunn had a career-high 37 points and the Green Wave had a season-best 86 but it was not enough as Tulane dropped a 92-86 decision to Oral Roberts in the second round of the 2011 WNIT at the Mabee Center.

The Wave led 86-82 with 1:42 left to play, but committed three turnovers, attempted just one field goal and were called for five fouls down the stretch. The Golden Eagles, meanwhile, hit 6-of-8 free throws over the final 48 seconds to come away with the win.

For the game, Tulane hit 46.0 percent of its shots from the field (29-of-63), fired true on 9-of-19 3-pointers (.474) and connected on 19-of-24 free throws (.792). Defensively, the Green Wave held the Golden Eagles to a .387 clip (29-of-75), but the game came down to free throws and rebounding as Oral Roberts hit 27-of-32 freebies, out-rebounded the Green Wave 45-39, and turned 24 offensive rebounds into 22 second-chance points.

Nunn hit 11-of-18 field goals and 15-of-17 free throws to lead the Green Wave. Her 37 points ranks tied for sixth in Tulane single-game scoring history and is the most since Janelle Burse put up 39 against DePaul on Feb. 3, 2000. Nunn's 15 free throws made ranks second in school single-game history and while her 17 shots from the charity stripe ranks tied for sixth.

The Green Wave held a 49-45 advantage at halftime and led by as many as seven twice in the second half. With Tulane holding a 62-55 edge with 13 minutes to play, however, Oral Roberts started its comeback with a 5-0 run to make it a two-point ballgame at 62-60 1:45 later. Tulane responded to push its lead to five at 66-61 and again at 68-63, but the Golden Eagles responded with an 8-0 run to go ahead 69-68 with 7:55 left in regulation.

The two teams traded the next eight points before Tiffany Aidoo hit back-to-back 3-pointers to stake Tulane to a 78-73 lead with 5:27 showing on the clock. The Wave held a six-point advantage at 81-75 over the next 1:21, but a Nunn layup with 3:06 to play proved to be the team's final basket of the ballgame to set up the Golden Eagles' late-game rally.

Oral Roberts 92, Tulane 86

3/21/11 in Tulsa, Okla. - Mabee Center

VISITORS: Tulane (23-11)

Player	FG-A	3-A	FT-A	O-D-R	PF	TP	A	TO	B	S	MIN
20 Nunn (f)	11-18	0-0	15-17	3-2-5	3	37	0	6	0	2	38
23 Aidoo (f)	2-5	2-5	0-0	2-2-4	4	6	1	3	1	1	21
44 Benzio (c)	2-6	0-0	0-0	5-4-9	4	4	0	0	1	2	25
11 Barnes (g)	6-15	3-7	3-5	0-6-6	1	18	5	6	1	2	38
21 Grayson (g)	4-10	3-5	0-0	1-2-3	5	11	4	7	0	3	32
24 Kautsky	0-0	0-0	0-0	0-0-1	0	1	0	1	0	0	1
25 Snow	2-3	1-2	0-0	0-1-1	1	5	4	2	0	0	13
31 McDonald	0-0	0-0	0-0	0-2-2	0	0	0	0	0	0	0
32 Bibbins	2-6	0-0	1-2	1-4-5	2	5	2	4	0	2	23
Team				3-1-4							
Totals.....	29-63	9-19	19-24	15-24-39	21	86	17	28	3	13	200

FG%	1st Half: 16-33 • 48.5%	2nd Half: 13-30 • 43.3%	Game: 46.0%
3-PT%	1st Half: 7-9 • 77.8%	2nd Half: 2-10 • 20.0%	Game: 47.4%
FT%	1st Half: 10-12 • 83.3%	2nd Half: 9-12 • 75.0%	Game: 79.2%

HOME: Oral Roberts (23-10)

Player	FG-A	3-A	FT-A	O-D-R	PF	TP	A	TO	B	S	MIN
20 Pyle (f)	5-11	0-0	3-4	5-1-6	4	13	0	4	0	0	30
43 Carver (f)	1-3	0-0	0-0	2-0-2	1	2	1	0	1	1	10
3 Cergol (g)	2-7	0-2	0-0	2-3-5	1	4	4	3	0	1	27
4 Jones (g)	7-10	6-8	2-4	0-3-3	2	22	2	1	0	0	30
15 Luper (g)	6-21	0-1	17-19	4-3-7	4	29	1	3	0	7	34
12 Key	1-3	1-3	0-0	0-1-1	0	3	0	0	1	0	7
13 Buck	3-10	0-0	3-3	1-3-4	3	9	1	4	1	6	26
22 Bigham	0-1	0-1	0-0	0-0-0	0	0	0	0	0	0	4
32 Allen	4-9	0-0	2-2	6-3-9	4	10	0	6	2	4	32
Team				4-4-8							
Totals.....	29-75	7-15	27-32	24-21-45	19	92	9	21	5	19	200

FG%	1st Half: 18-39 • 46.2%	2nd Half: 11-36 • 30.6%	Game: 38.7%
3-PT%	1st Half: 2-5 • 40.0%	2nd Half: 5-10 • 50.0%	Game: 46.7%
FT%	1st Half: 7-7 • 100%	2nd Half: 20-25 • 80.0%	Game: 84.4%

Officials: Meadow Overstreet, Marc Merritt, Jeff Faulconer

Attendance: 1-65

Score by Periods	1st	2nd	Total
Tulane	49	37	86
Oral Roberts	45	47	92

Individual Game Highs

Points	37	Danielle Nunn at Oral Roberts	3/21/11
FG Made	11	Danielle Nunn at Oral Roberts	3/21/11
FG Att	25	Roshaunda Barnes vs Southern Miss	1/20/11
FG %	100	Brittany Lindsey (7-7) vs Portland State	11/27/10
3 Pointers	9	Tiffany Aidoo at UAB	1/9/11
3Pts Att	13	Tiffany Aidoo vs Southern Miss	1/20/11
	13	Tiffany Aidoo at UAB	1/9/11
3Pt FG%	85.7	Tiffany Aidoo (6-8) vs Nicholls State	12/29/10
FT Made	15	Danielle Nunn at Oral Roberts	3/21/11
	15	Danielle Nunn at Tulsa	1/23/11
	19	Danielle Nunn at Tulsa	1/23/11
FT Att	100	Danielle Nunn (10-10) vs Memphis	2/20/11
FT %	100	Roshaunda Barnes (8-8) at Louisiana-Monroe	12/20/10
	100	Brittany Lindsey (6-6) vs Houston	2/6/11
	100	Roshaunda Barnes (6-6) vs Mississippi State	11/16/10
	100	Tiffany Aidoo (5-5) vs Saint Joseph's	12/3/10
	100	Brittany Lindsey (5-5) vs Portland State	11/27/10
	100	Whitney Bibbins (4-4) vs Southern	3/17/11
	100	Olivia Grayson (4-4) at UCF	2/17/11
	100	Olivia Grayson (4-4) vs UTEP	1/30/11
	100	Danielle Nunn (4-4) vs East Carolina	1/13/11
	100	Brett Benzio (4-4) vs Nicholls State	12/29/10
	100	Danielle Nunn (4-4) vs Nicholls State	12/29/10
	100	Tiffany Aidoo (4-4) at Stephen F. Austin	11/20/10
Rebounds	20	Brett Benzio vs Houston	3/11/11
Assists	10	Roshaunda Barnes vs Southern Miss	1/20/11
	10	Roshaunda Barnes vs Southeastern Louisiana	1/3/11
Steals	7	Roshaunda Barnes at Stephen F. Austin	11/20/10
Blocks	9	Brett Benzio vs East Carolina	1/13/11
Turnovers	7	Olivia Grayson at Oral Roberts	3/21/11
	7	Roshaunda Barnes vs Southern	3/17/11
	7	Olivia Grayson at Houston	3/5/11
	7	Olivia Grayson at UCF	2/17/11
	7	Olivia Grayson at Louisiana-Monroe	12/20/10
Fouls	5	Olivia Grayson at Oral Roberts	3/21/11
	5	Danielle Nunn vs UCF	3/12/11
	5	Olivia Grayson vs UCF	3/12/11
	5	Tiffany Aidoo at Houston	3/5/11
	5	Danielle Nunn at Houston	3/5/11
	5	Tiffany Aidoo vs Houston	2/6/11
	5	Olivia Grayson vs Houston	2/6/11
	5	Olivia Grayson at SMU	2/3/11
	5	Brittany Lindsey vs UTEP	1/30/11
	5	Tiffany Aidoo at Louisiana-Monroe	12/20/10
	5	Tiffany Aidoo vs Louisiana Tech	12/17/10
	5	Olivia Grayson vs Louisiana Tech	12/17/10

Opponent Game Highs

Points	29	Kevi Luper, Oral Roberts	3/21/11
FG Made	10	Brittney Scott, Houston	3/5/11
	10	Jamierra Faulkner, Southern Miss	1/20/11
FG Att	22	Jelisa Caldwell, UCF	3/12/11
FG %	100	Shauneice Samms, Portland St. (7-7)	11/27/10
3 Pointers	7	Alex Winchell, Memphis	2/20/11
3Pts Att	11	Alex Winchell, Memphis	2/20/11
3Pt FG%	75.0	Tammara Marion, S.F. Austin (6-8)	11/20/10
FT Made	17	Kevi Luper, Oral Roberts	3/21/11
FT Att	19	Kevi Luper, Oral Roberts	3/21/11
FT %	100	Delisha Wills, SMU (8-8)	2/3/11
	100	Taleya Mayberry, Tulsa (6-6)	2/27/11
	100	Alisha Filmore, SMU (6-6)	2/3/11
	100	Taylor Hooker, Tulsa (6-6)	1/23/11
	100	Kim Gay, East Carolina (6-6)	1/13/11
	100	Chelsie Wiley, UCF (4-4)	2/17/11
	100	Kelli Willingham, UTEP (4-4)	2/13/11
	100	Dietra Caldwell, UTEP (4-4)	1/30/11
	100	Samathan Mahnesmith, SMU (4-4)	1/6/11
	100	Haley Day, SMU (4-4)	1/6/11
	100	Shakeva Richards, ODU (4-4)	12/30/10
	100	Mya Olivier, CS Fullerton (4-4)	11/28/10
Rebounds	18	Brittany Carter, Houston	2/6/11
Assists	11	D'Franz Smart, Rice	2/24/11
	11	Jamierra Faulkner, Southern Miss	1/20/11
Steals	9	Sumar Leslie, Nicholls State	12/30/10
Blocks	5	Geneshia Dunbar, Southern Miss	1/20/11
Turnovers	11	Jasmine Bendolph, Louisiana Tech	12/17/10
Fouls	5	Courtney Taylor, Houston	3/11/11
	5	Allison Spivey, East Carolina	3/10/11
	5	Jessica Kuster, Rice	2/24/11
	5	Taylor Mumphy, Memphis	2/20/11
	5	Alex Winchell, Memphis	2/20/11
	5	D'Nay Daniels, UCF	2/17/11
	5	Porsche Landry, Houston	2/6/11
	5	Brittany Lindsey, Houston	2/6/11
	5	Taleya Mayberry, Tulsa	1/23/11
	5	Jermaine Kermis, Tulsa	1/23/11
	5	Chanice Scott, Tulsa	1/23/11
	5	Ashley Clarke, East Carolina	1/13/11
	5	Rebecca Allison, Old Dominion	12/30/10
	5	Jasmine Hoskins, Nicholls State	12/29/10
	5	Donaldson-Bramble, La. Tech	12/17/10
	5	Dominique Dixon, Detroit	12/5/10
	5	Kelly Cavallo, Saint Joseph's	12/3/10
	5	Mary Kathryn Govero, Miss. State	11/16/10

TULANE TEAM HIGHS

	-----GAME-----	
Points Scored	86 ... at Oral Roberts	3/21/11
Field Goals Made	37 ... at Houston.....	3/5/11
Field Goal Attempts	78 ... at Houston.....	3/5/11
Field Goal Pct.	64.0 ... vs Nicholls State (32-50) ..	12/29/10
3-Pointers Made	11 ... at UAB.....	1/9/11
3-Point Attempts	32 ... vs Southern Miss	1/20/11
3-Point FG Pct.	50.0 ... vs Nicholls State (7-14) ..	12/29/10
	50.0 ... vs Nicholls State (7-14) ..	12/29/10
Free Throws Made	29 ... at Tulsa	1/23/11
Free Throw Attempts	41 ... at Tulsa	1/23/11
Free Throw Pct.	87.5 ... vs UCF (14-16)	3/12/11
	87.5 ... at UCF (14-16)	2/17/11
Rebounds	58 ... vs Houston	3/11/11
Assists	24 ... vs Southern Miss	1/20/11
	24 ... vs Southeastern Louisiana..	1/3/11
Steals	19 ... vs UTEP	1/30/11
Blocks	11 ... vs Southern.....	3/17/11
	11 ... vs Nicholls State	12/29/10
Turnovers	28 ... at Oral Roberts	3/21/11
Fouls	25 ... at Houston.....	3/5/11

-----1st HALF-----		
49.....	at Oral Roberts	3/21/11
18.....	vs Southeastern Louisiana	1/3/11
18.....	vs Cal State Fullerton	11/28/10
45.....	vs Houston	3/11/11
77.3.....	vs Nicholls State (17-22)	12/29/10
7.....	at Oral Roberts	3/21/11
15.....	vs Southern Miss	1/20/11
77.8.....	at Oral Roberts (7-9)	3/21/11
15.....	vs Memphis	2/20/11
18.....	vs Memphis	2/20/11
100.....	vs Cal St. Fullerton (4-4)	11/28/10
100.....	vs Saint Joseph's (4-4)	12/3/10
100.....	at Marshall (2-2)	1/16/11
33.....	vs Houston	3/11/11
13.....	vs Southern Miss	1/20/11
10.....	at Oral Roberts	3/21/11
10.....	at SMU	2/3/11
8.....	vs Southeastern Louisiana	1/3/11
17.....	vs Nicholls State	12/29/10
11.....	vs UTEP	1/30/11
11.....	at Tulsa	1/23/11

-----2nd HALF-----		
53at Rice	2/24/11
19at Rice	2/24/11
19vs Portland State	11/27/10
47vs Portland State	11/27/10
67.9at Rice (19-28)	2/24/11
6at UAB	1/9/11
15vs East Carolina	3/10/11
66.7at UAB (6-9)	1/9/11
20vs East Carolina	1/13/11
25vs East Carolina	3/10/11
100vs UCF (8-8)	3/12/11
30vs Houston	2/6/11
13at UAB	1/9/11
11vs UTEP	1/30/11
7vs Southern	3/17/11
7vs Houston	2/6/11
13at Oral Roberts	3/21/11
13at UL-Monroe	12/20/10
15at Oral Roberts	3/21/11
15vs UCF	3/12/11
15at SMU	2/3/11
15vs Louisiana Tech	12/17/10

TULANE TEAM LOWS

		GAME	
Points Scored	54 ... at LSU		11/23/10
Field Goals Made	19 ... at LSU		11/23/10
Field Goal Attempts	50 ... vs Tulsa		2/27/11
	50 ... at Tulsa		1/23/11
	50 ... vs Nicholls State		12/29/10
Field Goal Pct.	31.7 ... at LSU (19-60)		11/23/10
3-Pointers Made	1 ... at Houston		3/5/11
	1 ... vs Memphis		2/20/11
	1 ... vs UTEP		1/30/11
3-Point Attempts	8 ... at UCF		2/17/11
	8 ... at Tulsa		1/23/11
3-Point FG Pct.	7.7 ... vs Memphis (1-13)		2/20/11
	7.7 ... vs UTEP (1-13)		1/30/11
Free Throws Made	3 ... vs Rice		1/27/11
Free Thow Attempts	4 ... vs Rice		1/27/11
Free Throw Pct.	50.0 ... vs Southern Miss (11-22)		1/20/11
	50.0 ... vs Old Dominion (7-14)		12/30/10
Rebounds	26 ... vs UTEP		1/30/11
	26 ... vs Louisiana Tech		12/17/10
Assists	6 ... at LSU		11/23/10
Steals	2 ... at UTEP		2/13/11
	2 ... vs Cal State Fullerton		11/28/10
Blocks	0 ... at Rice		2/24/11
Turnovers	9 ... vs Detroit		12/5/10
Fouls	9 ... vs Saint Joseph's		12/3/10
	9 ... vs Mississippi State		11/16/10

-----1st HALF-----	
22.....at UTEP.....	2/13/11
22.....at LSU.....	11/23/10
22.....vs South Alabama.....	11/13/10
8.....at LSU.....	11/23/10
8.....vs South Alabama.....	11/13/10
22.....vs Nicholls State.....	12/29/10
24.3.....vs Detroit (9-37).....	12/5/10
0.....at Houston.....	3/5/11
0.....vs Memphis.....	2/20/11
0.....vs East Carolina.....	1/13/11
0.....vs South Alabama.....	11/13/10
2.....vs Cal State Fullerton.....	11/28/10
0.0.....at Houston (0-3).....	3/5/11
0.0.....vs Memphis (0-7).....	2/20/11
0.0.....vs East Carolina (0-9).....	1/13/11
0.0.....vs South Alabama (0-5).....	11/13/10
0.....at UCF.....	2/17/11
0.....vs Rice.....	1/27/11
0.....at UCF.....	2/17/11
0.....vs Rice.....	1/27/11
0.0.....at UCF (0-0).....	2/17/11
0.0.....vs Rice (0-0).....	1/27/11
11.....vs UTEP.....	1/30/11
2.....at UTEP.....	2/13/11
1.....at UCF.....	2/17/11
1.....at UTEP.....	2/13/11
1.....vs Cal State Fullerton.....	11/28/10
1.....vs South Alabama.....	11/13/10
0.....at Rice.....	2/24/11
0.....vs Saint Joseph's.....	12/3/10
0.....vs Cal State Fullerton.....	11/28/10

-----2nd HALF-----		
30at UCF	2/17/11
30vs Rice	1/27/11
30vs Old Dominion	12/30/10
9at UCF	2/17/11
9vs Saint Joseph's	12/3/10
23vs Saint Joseph's	12/3/10
35.5at LSU (11-31)	11/23/10
0vs Houston	3/11/11
0vs UTEP	1/30/11
0vs Southeastern Louisiana	1/3/11
0vs Saint Joseph's	12/3/10
1at UCF	2/17/11
1vs Saint Joseph's	12/3/10
0.0vs UTEP (0-5)	1/30/11
0.0vs Houston (0-4)	3/11/11
0.0vs Southeastern La. (0-4)	1/3/11
0.0vs Saint Joseph's (0-1)	12/3/10
1at Houston	3/5/11
3at Houston	3/5/11
33.3at Houston (1-3)	3/5/11
9vs Tulsa	2/27/11
2at LSU	11/23/10
1vs UCF	3/12/11
1at UTEP	2/13/11
1vs Nicholls State	12/29/10
1vs Portland State	11/27/10
0vs UCF	3/12/11
0vs East Carolina	3/10/11
0at Rice	2/24/11
0at UTEP	2/13/11
0at SMU	2/3/11
2vs East Carolina	3/10/11
5vs SMU	1/6/11

OPPONENT INFORMATION

-----GAME HIGHS-----		
Points Scored	92 ... Oral Roberts	3/21/11
Field Goals Made	34 ... Southern Miss	1/20/11
Field Goal Attempts	78 ... Stephen F. Austin	11/20/10
Field Goal Pct.	50.9 ... Louisiana Tech (29-57) ...	12/17/10
3-Pointers Made	12 ... Memphis	2/20/11
	12 ... Rice	1/27/11
3-Point Attempts	27 ... Nicholls State	12/29/10
3-Point FG Pct.	63.2 ... Rice (12-19)	1/27/11
Free Throws Made	27 ... Oral Roberts	3/21/11
Free Throw Attempts	37 ... Houston	3/5/11
Free Throw Pct.	94.1 ... East Carolina (16-17)	1/13/11
Rebounds	55 ... Stephen F. Austin	11/20/10
Assists	22 ... Southern Miss	1/20/11
Steals	19 ... Oral Roberts	3/21/11
Blocks	7 ... Mississippi State	11/16/10
Turnovers	33 ... UTEP	1/30/11
Fouls	30 ... Tulsa	1/23/11

J-----GAME LOWS-----		
31.	Southern.....	3/17/11
12.	Southern.....	3/17/11
45.	UTEP.....	1/30/11
16.9.	Southern (12-71).....	3/17/11
2.	Tulsa.....	1/23/11
2.	Marshall.....	1/16/11
7.	Southern Miss.....	1/20/11
7.	Marshall.....	1/16/11
15.4.	Tulsa (2-13).....	1/23/11
1.	Mississippi State.....	11/16/10
2.	Mississippi State.....	11/16/10
46.7.	Houston (7-15).....	3/11/11
26.	Nicholls State.....	12/29/10
7.	Southern.....	3/17/11
7.	Marshall.....	1/16/11
3.	LSU.....	11/23/10
0.	UTEP.....	2/13/11
0.	Southeastern Louisiana.....	1/3/11
12.	vs UCF.....	3/24/11
12.	at Rice.....	2/12/11
12.	at UTEP.....	2/13/11
10.	Rice.....	1/27/11



NCAA Tournament

1995 Mideast Regional

Friday, March 16 - Lubbock, Texas

(2) Texas Tech def. (15) Tulane • 87-72

1996 West Regional

Friday, March 15 - Boulder, Colo.

(3) Colorado def. (14) Tulane • 83-75

1997 East Regional

Saturday, March 15 - Washington, D.C.

(4) Tulane def. (13) Santa Barbara • 72-69

Monday, March 17 - Washington, D.C.

(5) George Washington def. Tulane • 81-67

1998 West Regional

Friday, March 13 - Iowa City, Iowa

(5) Kansas def. (12) Tulane • 72-68

1999 East Regional

Saturday, March 13 - Durham, N.C.

(11) St. Joseph's def. (6) Tulane • 83-72

2000 Mideast Regional

Saturday, March 18 - Lubbock, Texas

(6) Tulane def. (11) Vermont • 65-60

Monday, March 20 - Lubbock, Texas

(3) Texas Tech def. Tulane • 76-59

2001 Midwest Regional

Friday, March 16 - Ames, Iowa

(7) Florida State def. (10) Tulane • 72-70

2002 West Regional

Saturday, March 16 - Palo Alto, Calif.

(10) Tulane def. (7) Colorado State • 73-69

Monday, March 18 - Palo Alto, Calif.

(2) Stanford def. Tulane • 77-55

2003 West Regional

Saturday, March 22 - Palo Alto, Calif.

(6) Minnesota def. (11) Tulane • 68-48

2010 Sacramento Regional

Saturday, March 20 - Tempe, Ariz.

(5) Georgia def. (12) Tulane • 64-59

WNIT

1994

Thursday, March 24 - Amarillo, Texas

Tulane def. Louisiana-Monroe • 78-75

Saturday, March 25 - Amarillo, Texas

Arkansas State def. Tulane • 72-66

Sunday, March 26 - Amarillo, Texas

Pittsburgh def. Tulane • 71-66

2007

Wednesday, March 14 - Fogelman Arena

Tulane def. Jackson State • 76-43

Sunday, March 18 - Starkville, Miss.

Mississippi State def. Tulane • 79-73

2011

Thursday, March 17 - Fogelman Arena

Tulane def. Southern • 61-31

Monday, March 21 - Tulsa, Okla.

Oral Roberts def. Tulane • 92-86

NCAA Tournament Box Scores

TEXAS TECH 87, TULANE 72

3/16/95 - 1st Round - Lubbock, Texas

#15 TULANE	Min	FG-A	3P-A	FT-A	O-D-TR	A	F	S	T	B	PTS
33 Kim Bryant	19	3-8	0-0	0-0	2-2-4	1	5	0	2	0	6
35 Mary Ann Marino	40	6-13	4-6	2-3	1-3-4	7	2	2	4	2	18
54 Barbara Farris	33	7-11	0-0	3-6	5-2-7	0	2	0	2	0	17
23 Christy Thomaskully	40	7-17	7-16	2-2	0-3-3	2	2	2	1	0	23
31 Kathy Young	21	1-7	0-1	0-0	3-0-3	1	2	1	3	0	2
12 Roma Coleman	1	0-0	0-0	0-0	0-0-0	0	1	0	0	0	0
21 Rodnelle Hadley	19	1-5	0-0	2-2	1-1-2	1	3	0	2	0	4
24 Marion Williams	24	1-2	0-0	0-0	0-6-6	0	2	0	3	0	2
55 Stephanie Simpson	3	0-0	0-0	0-0	0-0-0	0	0	0	0	0	0
Totals	200	26-63	11-23	9-13	15-22-37	13	19	5	18	2	72
Percentages		.413	.478	.692							

#2 TEXAS TECH	Min	FG-A	3P-A	FT-A	O-D-TR	A	F	S	T	B	PTS
34 Tabitha Truesdale	40	5-11	0-0	7-10	2-2-4	15	2	1	5	0	17
50 Melinda White	20	3-8	0-0	1-2	3-2-5	2	0	1	2	0	7
55 Michi Atkins	27	8-16	0-0	0-2	0-3-3	1	5	2	0	2	16
15 Nikki Heath	40	5-6	0-0	1-2	3-4-7	5	0	4	0	0	11
23 Noel Johnson	40	8-13	4-9	0-1	2-4-6	5	2	2	0	0	20
24 Crystal Boles	5	0-0	0-0	0-0	0-0-0	0	1	0	0	0	0
25 Connie Robinson	28	7-2	0-0	2-2	3-7-10	0	2	4	0	2	16
Totals	200	36-66	4-9	11-19	14-25-39	28	12	14	8	4	87
Percentages		.545	.444	.579							

COLORADO 83, TULANE 75

3/15/96 - 1st Round - Boulder, Colo.

#14 TULANE	Min	FG-A	3P-A	FT-A	O-D-TR	A	F	S	T	B	PTS
33 Kim Bryant	32	3-7	0-0	2-2	2-3-5	0	4	3	2	0	8
35 Mary Ann Marino	30	8-19	2-7	1-1	2-2-4	2	3	0	2	0	19
54 Barbara Farris	29	6-11	0-0	3-3	2-8-10	2	3	1	1	0	15
11 Mary Lowry	29	5-10	1-4	2-4	2-2-4	7	4	1	3	0	13
23 Christy Thomaskully	37	6-10	5-9	0-0	0-1-1	2	4	2	0	0	17
5 Lacey Vicknair	15	1-3	0-0	1-2	0-1-1	1	3	1	2	1	3
21 Rodnelle Hadley	15	0-1	0-0	0-0	0-1-1	2	2	0	0	0	0
24 Marion Williams	5	0-0	0-0	0-0	0-0-0	0	1	0	0	0	0
32 Kristen Koch	8	0-3	0-3	0-0	2-1-3	2	3	0	1	0	0
Totals	200	29-64	8-23	9-12	10-20-30	18	27	8	11	1	75
Percentages		.453	.348	.750							

#3 COLORADO	Min	FG-A	3P-A	FT-A	O-D-TR	A	F	S	T	B	PTS
25 Lauri Weathers	16	2-4	0-0	0-1	0-1-1	1	1	0	1	0	4
33 Shelly Garcia	15	0-2	0-1	0-2	3-3-6	1	1	0	2	0	0
14 Aleksandra Slakar	2	0-0	0-0	0-0	0-1-1	0	0	0	0	0	0
11 DeCelle Thomas	29	2-6	2-3	9-11	3-5-8	3	3	1	1	0	15
21 LaShena Graham	22	2-7	0-2	0-0	0-3-3	2	3	1	2	0	4
10 Amy Palmer	15	3-6	2-4	0-0	0-1-1	1	0	0	1	0	8
22 Alexis Felts	3	0-1	0-1	0-0	0-0-0	0	0	0	0	0	0
34 Jen Terry	18	2-2	0-0	5-7	2-2-4	2	3	1	0	0	9
40 Michelle Hasheider	18	2-5	1-3	2-4	2-3-5	4	1	1	1	0	7
44 Erin Scholz	32	8-9	0-0	3-9	3-5-8	3	3	1	1	1	19
52 Raegan Scott	30	7-14	0-0	3-4	5-2-7	5	3	1	1	3	17
Totals	200	28-56	5-14	22-38	18-26-44	22	15	8	10	4	83
Percentages		.500	.357	.579							

TULANE 72, UC-SANTA BARBARA 69

3/15/97 - 1st Round - Washington, D.C.

#13 UCSB	Min	FG-A	3P-A	FT-A	O-D-TR	A	F	S	T	B	PTS
4 Kristi Rohr	24	4-4	0-0	3-4	0-0-0	1	4	0	4	0	11
24 Michelle Duckworth	27	0-1	0-0	0-0	1-3-4	2	5	1	0	0	0
23 Amy Smith	35	8-21	0-0	0-2	3-3-6	1	1	3	2	1	16
5 Erin Alexander	37	7-20	6-10	6-6	2-5-7	3	2	5	3	0	26
25 Stacy Clinesmith	35	3-9	1-5	3-6	0-4-4	2	2	3	4	0	10
3 Carmel Lamson	4	0-0	0-0	0-0	0-0-0	0	2	0	0	0	0
20 Rachel Mahar	16	1-2	0-0	0-0	0-1-1	0	2	0	1	1	2
21 Tawnee Cooper	6	0-1	0-0	0-0	1-0-1	0	0	0	1	0	0
22 Shelia Frail	5	0-0	0-0	0-0	0-1-1	1	0	0	1	0	0
33 Stephanie Shadwell	11	2-5	0-0	0-0	3-0-3	0	0	1	0	0	4
Totals	200	25-63	7-15	12-18	11-21-32	10	18	13	16	2	69
Percentages		.397	.467	.667							

#4 TULANE	Min	FG-A	3P-A	FT-A	O-D-TR	A	F	S	T	B	PTS
5 Lacey Vicknair	9	0-0	0-0	0-0	0-1-1	1	4	0	2	1	0
35 Mary Ann Marino	32	4-13	2-5	4-4	1-3-4	6	0	0	3	0	14
54 Barbara Farris	32	7-10	0-0	2-4	2-5-7	1	1	0	0	0	16
11 Mary Lowry	30	7-11	1-2	5-5	0-9-9	3	0	0	6	0	20
21 Rodnelle Hadley	26	1-2	0-0	1-3	1-3-4	3	4	1	4	0	3
4 Grace Daley	14	3-9	1-2	0-0	1-1-2	0	2	2	4	0	7
13 Kelly Scanlon	18	0-1	0-0	0-0	0-1-1	1	1	0	3	0	0
22 Fabrecia Roberson	3	0-0	0-0	0-0	0-0-0	0	1	0	0	0	0
24 Marion Williams	35	0-0	0-0	2-3	2-5-7	0	4	2	2	1	12
32 Kristen Koch	1	0-0	0-0	0-0	0-0-0	0	0	0	0	0	0
Totals	200	27-51	4-9	14-19	8-31-39	15	20	5	24	2	72
Percentages		.529	.444	.737							

GEORGE WASHINGTON 81, TULANE 67

3/17/97 - 2nd Round - Washington, D.C.

#4 TULANE	Min	FG-A	3P-A	FT-A	O-D-TR	A	F	S	T	B	PTS
5 Lacey Vicknair	17	1-2	0-0	3-4	1-0-1	0	2	1	3	0	5
35 Mary Ann Marino	23	4-9	0-2	2-2	3-1-4	4	0	1	0	0	10
54 Barbara Farris	32	4-7	0-0	4-6	0-5-5	0	1	2	3	1	12
11 Mary Lowry	33	2-8	0-1	5-6	2-0-2	3	5	1	10	0	9
13 Kelly Scanlon	20	1-2	1-1	0-0	0-0-0	0	1	0	1	0	3
4 Grace Daley	24	4-10	1-4	0-2	2-8-10	0	4	4	3	0	9
21 Rodnelle Hadley	21	1-2	0-0	4-6	0-1-1	4	4	2	2	0	6
22 Fabrecia Roberson	2	0-0	0-0	0-0	1-0-1	0	0	0	1	0	0
24 Marion Williams	28	6-7	0-0	1-2	0-3-3	0	3	1	1	1	13
Totals	200	23-47	2-8	19-28	11-16-27	11	20	12	24	2	67
Percentages		.489	.250	.679							

#5 GEORGE WASHINGTON	Min	FG-A	3P-A	FT-A	O-D-TR	A	F	S	T	B	PTS
35 Lisa Cernaigano	31	5-8	5-8	0-0	0-2-2	4	4	3	1	0	15
51 Noella Gomez	38	10-17	0-1	0-1	5-2-7	4	4	0	4	0	20
40 Tajama Abraham	34	10-18	0-0	1-3	2-8-10	0	3	1	2	2	21
15 Chastity Myers	35	4-7	1-2	1-3	1-3-4	5	3	1	3	1	10
21 Colleen McCrea	29	0-1	0-1	0-0	0-5-5	7	5	2	7	1	0
12 Mario Eggleston	21	1-2	1-1	8-8	0-0-0	3	3	1	4	0	11
14 Tami McGlynn	2	0-0	0-0	0-0	0-0-0	0	0	0	2	0	0
50 Khadija Deas	9	2-2	0-0	0-0	1-0-1	0	2	0	0	0	4
55 Dee Brown	1	0-0	0-0	0-0	0-0-0	0	0	0	0	0	0
Totals	200	32-55	7-13	10-15	11-21-32	23	24	8	23	8	81
Percentages		.582	.538	.667							



Tulane In The Postseason

TULANE 65, VERMONT 60 3/18/00 - 1st Round - Lubbock, Texas

#11 VERMONT	Min	FGM-A	3P-A	FT-A	O-D-TR	A	F	S	T	B	PTS
20 Karalyn Church	39	12-19	1-1	1-2	4-10-14	3	2	2	3	0	26
10 Dawn Cressman	36	3-9	1-6	0-1	0-7-7	3	3	1	3	0	7
11 Libby Smith	34	2-9	1-3	0-0	0-1-1	6	4	0	5	0	5
14 Christine Lauzon	33	2-5	1-4	1-3	0-2-2	0	4	1	3	0	6
33 Morgan Hall	25	2-9	1-3	3-4	3-1-4	3	3	1	3	1	8
3 Jen MacAulay	3	0-0	0-0	0-0	0-0-0	0	0	0	0	0	0
5 Therae LaRocque	1	0-0	0-0	0-0	0-0-0	0	0	0	1	0	0
21 Rachel Bryan	10	2-2	0-0	0-0	0-0-0	0	4	0	0	0	4
22 Amy Mulligan	9	2-3	0-0	0-0	2-2-4	0	4	0	2	0	4
0 Heather Burroughs	10	0-2	0-1	0-0	0-1-1	0	1	0	0	0	0
Totals	200	25-58	5-18	5-10	9-24-33	15	25	5	20	1	60
Percentages:		.431	.278	.500							

#6 TULANE	Min	FGM-A	3P-A	FT-A	O-D-TR	A	F	S	T	B	PTS
33 Janell Burse	32	3-7	0-0	1-4	4-5-9	0	4	1	3	0	7
22 Fabreca Robertson	34	2-9	0-0	0-0	2-4-6	0	2	3	1	0	4
4 Grace Daley	38	10-19	2-6	8-9	2-4-6	3	2	3	6	0	30
11 Sarah Goree	32	5-12	2-6	3-5	0-5-5	1	2	2	3	0	15
44 Taryn Turnbull	25	0-1	0-0	4-6	1-3-4	3	2	1	2	0	4
13 Kelly Scanlon	21	1-4	0-3	0-0	0-1-1	1	2	0	0	0	2
14 Jessica Carroll	2	0-0	0-0	0-0	0-0-0	0	0	0	1	0	0
31 Kiki Cizmar	3	0-1	0-0	0-0	0-1-1	0	1	0	0	0	0
34 Britt Themann	13	1-2	1-2	0-0	0-1-1	0	2	0	0	1	3
Totals	200	22-55	5-17	16-24	9-24-33	8	17	10	16	1	65
Percentages:		.400	.294	.667							

TEXAS TECH 76, TULANE 59 3/20/00 - 2nd Round - Lubbock, Texas

#6 TULANE	Min	FGM-A	3P-A	FT-A	O-D-TR	A	F	S	T	B	PTS
33 Janell Burse	23	1-4	0-0	0-0	1-6-7	1	4	3	2	2	2
22 Fabreca Robertson	31	3-10	0-0	6-8	0-6-6	1	1	1	3	0	12
4 Grace Daley	38	8-13	0-1	8-8	2-4-6	3	2	1	8	0	24
11 Sarah Goree	33	3-6	2-3	0-0	0-4-4	2	4	0	7	0	8
44 Taryn Turnbull	20	1-1	1-1	2-2	0-0-0	0	2	1	4	0	5
13 Kelly Scanlon	26	0-1	0-1	2-2	0-1-1	1	1	1	1	0	2
14 Jessica Carroll	4	0-1	0-0	0-0	0-0-0	0	0	0	0	0	0
24 La'Shanna Norris	4	0-0	0-0	0-0	0-0-0	0	1	0	0	0	0
34 Britt Themann	21	2-5	2-3	0-0	2-0-2	0	3	1	2	0	6
Totals	200	18-41	5-9	18-20	5-18-26	8	18	8	27	2	59
Percentages:		.439	.556	.900							

#3 TEXAS TECH	Min	FGM-A	3P-A	FT-A	O-D-TR	A	F	S	T	B	PTS
54 Planette Plerson	30	7-14	0-0	5-6	3-3-6	2	2	1	1	0	19
15 Aleah Johnson	31	6-16	0-0	0-1	1-1-2	3	4	1	3	0	12
25 Keltha Dickerson	40	4-10	1-1	0-0	3-8-11	6	4	6	2	0	9
3 Melinda Phares	39	1-6	1-4	4-6	3-1-4	6	4	0	2	0	7
24 Kaltra O'Neal	39	5-13	0-0	2-2	3-2-5	7	3	4	4	0	12
1 Courtney Plaster	1	0-0	0-0	0-0	0-0-0	0	0	0	0	0	0
32 Amber Tarr	10	2-2	1-1	0-0	1-0-1	1	0	0	1	0	5
34 Tanisha Ellison	10	5-8	0-0	2-4	3-1-4	0	0	2	1	1	12
Totals	200	30-69	3-6	13-19	17-16-33	25	17	14	14	1	76
Percentages:		.431	.278	.500							

FLORIDA STATE 72, TULANE 70 3/16/01 - 1st Round - Ames, Iowa

#10 TULANE	Min	FGM-A	3P-A	FT-A	O-D-TR	A	F	S	T	B	PTS
11 Sarah Goree	36	6-12	2-3	3-5	1-1-2	4	4	1	2	0	17
13 Kelly Scanlon	22	1-5	1-3	0-0	2-2-4	4	0	1	3	0	3
33 Janell Burse	27	8-13	0-0	6-8	4-2-6	0	3	2	2	1	22
44 Taryn Turnbull	21	1-4	0-0	2-2	2-3-5	2	3	1	0	0	4
45 Gwen Slaughter	34	4-10	0-0	3-4	1-2-3	2	2	0	2	1	11
12 Kelly Nadeau	3	0-1	0-0	0-0	0-0-0	0	0	0	0	0	0
14 Jessica Carroll	1	0-0	0-0	0-0	0-0-0	0	0	0	0	0	0
15 Tiffany Wilson	9	1-3	0-0	0-0	0-4-4	1	2	0	2	0	2
31 Teana McKiver	29	2-5	0-0	1-3	1-3-4	1	2	3	2	4	5
34 Britt Themann	18	2-6	2-4	0-0	0-1-1	2	0	1	1	0	6
Totals	200	25-59	5-11	15-22	11-21-31	18	15	9	14	6	70
Percentages:		.424	.455	.682							

#7 FLORIDA STATE	Min	FGM-A	3P-A	FT-A	O-D-TR	A	F	S	T	B	PTS
10 Lakesha Springle	27	1-1	0-0	0-0	1-4-5	4	2	3	4	0	2
12 April Traylor	34	11-17	5-7	3-5	2-3-5	2	3	1	5	0	30
13 Levys Torres	20	3-6	0-0	2-2	3-4-7	0	4	0	2	0	8
20 Katelyn Vujas	34	7-12	0-0	0-0	3-6-9	6	2	0	1	1	14
21 Brooke Wyckoff	29	2-10	1-5	0-0	1-4-5	0	2	0	3	2	5
3 Shinikki Whiting	24	4-12	0-4	0-0	1-4-5	4	3	2	0	0	8
4 Petra Hofman	13	1-1	0-0	0-0	1-0-1	2	1	1	1	0	2
25 Lako Brown	8	0-1	0-0	0-0	1-4-5	0	1	0	0	0	0
32 Molly Beal	11	1-3	1-3	0-0	0-0-0	2	0	0	0	0	3
Totals	200	30-63	7-19	5-7	14-29-43	20	18	7	18	3	72
Percentages:		.475	.368	.714							

TULANE 73, COLORADO STATE 69 3/16/02 - 1st Round - Palo Alto, Calif.

#10 TULANE	Min	FGM-A	3P-A	FT-A	O-D-TR	A	F	S	T	B	PTS
15 Tiffany Wilson	23	3-4	0-0	0-0	0-1-1	1	5	3	0	0	6
45 Gwen Slaughter	26	6-10	0-0	3-10	4-10-14	1	3	0	4	2	15
31 Teana McKiver	29	4-10	0-0	3-6	4-4-8	0	4	0	3	1	11
11 Sarah Goree	34	4-11	0-2	3-5	1-2-3	6	2	1	3	0	11
12 Kelly Nadeau	24	3-6	2-4	2-2	0-3-3	6	1	1	5	0	10
00 Keisha Lymon	11	2-2	0-0	1-2	0-1-1	1	0	0	0	0	5
14 Jessica Carroll	1	0-0	0-0	0-0	0-0-0	0	0	0	0	0	0
20 Delacey Joseph	7	0-3	0-1	0-0	0-2-2	2	0	0	1	0	0
21 Kinya Lennix	14	0-2	0-0	1-2	0-1-1	1	0	0	0	0	1
32 Lakeltha Hampton	3	0-2	0-0	0-0	1-1-2	0	1	0	0	0	0
34 Britt Themann	28	5-7	3-5	1-2	1-3-4	0	0	1	1	0	14
Totals	200	24-57	5-12	14-29	39	18	16	6	17	3	73
Percentages:		.474	.417	.483							

#7 COLORADO STATE	Min	FGM-A	3P-A	FT-A	O-D-TR	A	F	S	T	B	PTS
00 Ashley Augspurger	24	3-11	1-6	3-4	2-5-7	1	4	1	2	1	10
22 Katie Borton	32	2-10	1-4	1-1	0-2-2	2	5	4	3	0	6
50 Shannon Strecker	19	0-1	0-1	2-2	1-2-3	0	2	0	1	0	2
11 Jasai Frencho	18	2-5	1-1	1-2	0-1-1	0	4	3	0	3	6
14 Angie Gorton	28	4-11	1-1	7-7	1-3-4	3	4	1	4	1	16
3 Ashley Venekamp	19	2-8	1-4	0-0	1-3-4	3	4	0	1	0	5
23 Lisa Narkiewicz	16	3-6	1-1	1-5	2-0-2	1	0	0	1	0	8
24 Jackie Campbell	23	3-9	0-3	1-2	1-0-1	1	0	0	0	0	7
33 Joy Jenkins	21	3-4	3-4	0-0	0-4-4	2	2	1	0	0	9
Totals	200	22-65	9-25	16-23	8-20-28	13	25	10	14	2	69
Percentages:		.338	.360	.696							

STANFORD 77, TULANE 55 3/18/02 - 2nd Round - Palo Alto, Calif.

#10 TULANE	Min	FGM-A	3P-A	FT-A	O-D-TR	A	F	S	T	B	PTS
15 Tiffany Wilson	28	2-11	0-0	0-0	3-4-7	2	2	2	0	0	4
45 Gwen Slaughter	23	1-5	0-0	0-4	2-3-5	1	2	1	0	0	2
31 Teana McKiver	29	7-12	0-0	2-4	5-4-9	1	1	1	3	3	16
11 Sarah Goree	32	6-17	2-8	0-0	0-5-5	3	3	1	0	0	14
12 Kelly Nadeau	21	1-2	0-0	0-0	0-0-0	1	1	1	0	0	2
00 Keisha Lymon	21	2-4	0-0	5-6	2-1-3	0	3	1	1	1	9
14 Jessica Carroll	2	0-1	0-1	0-0	1-0-1	0	0	0	0	0	0
20 Delacey Joseph	3	0-1	0-0	0-0	0-1-1	0	0	0	1	0	0
21 Kinya Lennix	4	0-3	0-0	0-0	0-1-1	0	0	0	0	0	0
23 Salome Hector	10	0-1	0-0	0-0	0-0-0	0	1	0	2	0	0
24 Tymeke Moore	5	0-1	0-0	0-0	0-0-0	0	0	0	0	0	0
32 Lakeltha Hampton	2	0-1	0-0	3-4	1-1-2	0	0	0	0	0	3
34 Britt Themann	20	2-9	1-6	0-0	0-1-1	0	0	0	1	0	5
Totals	200	21-68	3-15	10-18	15-25-40	8	13	7	10	4	55
Percentages:		.309	.200	.556							

#2 STANFORD	Min	FGM-A	3P-A	FT-A	O-D-TR	A	F	S	T	B	PTS
25 Lindsey Yamasaki	28	10-20	3-9	1-3	0-2-2	3	1	1	2	2	24
34 T'Nae Thiel	31	1-4	0-1	3-4	4-6-10	3	3	0	1	0	5
41 Bethany Donaphin	29	10-11	0-0	1-2	3-5-8	1	3	0	0	1	21
05 Kelley Suminski	26	2-4	1-2	1-2	0-2-2	3	0	0	1	0	6
14 Nicole Powell	37	7-12	2-6	0-0	2-8-10	10	2	4	4	0	16
10 Becky Bonner	2	0-1	0-1	0-0	0-0-0	0	1	0	0	0	0
22 Enjoli Izidor	6	0-1	0-0	0-0	1-2-3	0	2	0	2	1	0
32 Katie Denny	2	0-0	0-0	0-0	0-1-1	0	0	0	0	0	0
33 S. Kimyacioglu	15	0-2	0-2	0-0	0-0-0	3	0	2	1	0	0
42 Lauren St. Clair	8	1-4	1-3	0-0	0-0-0	1	0	0	1	0	3
44 Azella Perryman	8	1-3	0-0	0-0	0-4-4	0	2	0	0	0	2
51 Cori Enghusen	8	0-1	0-0	0-0	0-5-5	0	1	0	2	2	0
Totals	200	32-63	7-24	6-11	11-37-48	24	15	7	14	6	77
Percentages		.508	.292	.545							

Tulane & Conference Tournaments



Conference USA Tournament Results

Year	Date	Tulane Seed	Round	Opp Seed	Opponent	Result/Score	Location (Arena)
1996	March 1	5	Quarterfinals	at 4	UAB	W, 72-53	Birmingham, Ala. (UAB Arena)
1996	March 2	5	Semifinals	vs 1	DePaul	L, 73-85	Birmingham, Ala. (UAB Arena)
1997	March 1	2	Quarterfinals	vs 10	Saint Louis	W, 75-57	Chicago, Ill. (Alumni Hall)
1997	March 2	2	Semifinals	vs 3	Louisville	W, 76-74	Chicago, Ill. (Alumni Hall)
1997	March 3	2	Finals	vs 4	Marquette	W, 76-53	Chicago, Ill. (Alumni Hall)
1998	Feb. 28	4	Quarterfinals	vs 5	Cincinnati	L, 62-77	Louisville, Ky. (Louisville Gardens)
1999	Feb. 27	3	Quarterfinals	vs 11	Charlotte	W, 69-60	New Orleans (Fogelman Arena)
1999	Feb. 28	3	Semifinals	vs 2	Louisville	W, 87-74	New Orleans (Fogelman Arena)
1999	March 1	3	Finals	vs 1	Cincinnati	W, 58-44	New Orleans (Fogelman Arena)
2000	March 4	2	Quarterfinals	vs 7	Cincinnati	W, 91-78	Louisville, Ky. (Freedom Hall)
2000	March 5	2	Semifinals	vs 11	Charlotte	W, 79-75	Louisville, Ky. (Freedom Hall)
2000	March 6	2	Finals	vs 8	UAB	W, 73-70	Louisville, Ky. (Freedom Hall)
2001	March 3	2	Quarterfinals	at 7	Marquette	W, 59-58	Milwaukee, Wisc. (U.S. Cellular Arena)
2001	March 4	2	Semifinals	vs 3	Houston	W, 78-74	Milwaukee, Wisc. (U.S. Cellular Arena)
2001	March 5	2	Finals	vs 5	Cincinnati	W, 63-50	Milwaukee, Wisc. (U.S. Cellular Arena)
2002	March 1	5	First	vs 12	UAB	W, 62-35	Chicago, Ill. (DePaul Athletic Center)
2002	March 2	5	Quarterfinals	at 4	DePaul	W, 88-83	Chicago, Ill. (DePaul Athletic Center)
2002	March 3	5	Semifinals	vs 1	TCU	W, 80-76 (ot)	Chicago, Ill. (DePaul Athletic Center)
2002	March 4	5	Finals	vs 3	Cincinnati	L, 56-68	Chicago, Ill. (DePaul Athletic Center)
2003	March 7	4	Quarterfinals	vs 5	TCU	L, 65-78	Memphis, Tenn. (The Pyramid)
2004	March 3	12	First	vs 5	Marquette	L, 44-61	Fort Worth, Texas (Daneel-Meyer Coliseum)
2006	March 2	6	First	vs 11	UCF	W, 69-52	Dallas, Texas (Moody Coliseum)
2006	March 3	6	Quarterfinals	at 3	SMU	L, 84-86 (3ot)	Dallas, Texas (Moody Coliseum)
2007	March 2	1	Quarterfinals	vs 9	Houston	W, 62-55	Tulsa, Okla. (Reynolds Center)
2007	March 3	1	Semifinals	vs 4	Rice	L, 52-64	Tulsa, Okla. (Reynolds Center)
2008	March 6	11	First Round	vs 6	Marshall	L, 58-65	Orlando, Fla. (New UCF Arena)
2009	March 5	6	First Round	vs 11	Tulsa	W, 49-44	New Orleans (Fogelman Arena)
2009	March 6	6	Quarterfinals	vs 3	Southern Miss	L, 55-72	New Orleans (Fogelman Arena)
2010	March 9	1	Quarterfinals	vs 8	UCF	W, 63-62	Tulsa, Okla. (Reynolds Center)
2010	March 10	1	Semifinals	vs 5	East Carolina	W, 73-64	Tulsa, Okla. (Reynolds Center)
2010	March 12	1	Finals	vs 6	UAB	W, 62-54	Tulsa, Okla. (Reynolds Center)
2011	March 10	4	Quarterfinals	vs 5	East Carolina	W, 83-72	El Paso, Texas (Memorial Gym)
2011	March 11	4	Semifinals	vs 1	Houston	W, 70-60	El Paso, Texas (Don Haskins Center)
2011	March 12	4	Finals	vs 2	UCF	L, 73-85	El Paso, Texas (Don Haskins Center)

C-USA Tournament Breakdown

BY YEAR

Year	Seed	Rec.	Highest Round
1996	5	1-1	Semifinals
1997	2	3-0	Champions
1998	4	0-1	Quarterfinals
1999	3	3-0	Champions
2000	2	3-0	Champions
2001	2	3-0	Champions
2002	5	3-1	Runners-Up
2003	4	0-1	Quarterfinals
2004	12	0-1	First Round
2005	N/A	0-0	N/A
2006	6	1-1	Quarterfinals
2007	1	1-1	Semifinals
2008	11	0-1	First Round
2009	6	1-1	Quarterfinals
2010	1	3-0	Champions
2011	4	2-1	Runners-Up

BY ROUND

Round	Record
First Round	4-2
Quarterfinals	9-4
Semifinals	7-2
Finals	5-2
with bye	19-5
without bye	5-5

BY LOCATION

City	Record
Birmingham, Ala.	1-1
Chicago, Ill.	6-1
Dallas, Texas	1-1
El Paso, Texas	2-1
Fort Worth, Texas	0-1
Louisville, Ky.	3-1
Memphis, Tenn.	0-1
Milwaukee, Wisc.	3-0
New Orleans, La.	4-1
Orlando, Fla.	0-1
Tulsa, Okla.	4-1

BY OPPONENT

Opponent	Record
Charlotte	2-0
Cincinnati	3-2
DePaul	1-1
East Carolina	2-0
Houston	3-0
Marshall	0-1
Louisville	2-0
Marquette	2-1
Rice	0-1
Saint Louis	1-0
SMU	0-1
Southern Miss	0-1
TCU	1-1
Tulsa	1-0
UAB	4-0
UTEP	0-0
UCF	2-1
Current C-USA	12-5
Former C-USA	12-5

BY SEED

Opponent Seed	Record
1 Seed	3-1
2 Seed	1-1
3 Seed	3-3
4 Seed	2-1
5 Seed	3-3
6 Seed	1-1
7 Seed	2-0
8 Seed	2-0
9 Seed	1-0
10 Seed	1-0
11 Seed	4-0
12 Seed	1-0
Higher Seed	6-8
Lower Seed	18-2

Other Tournaments

LAIWA STATE TOURNAMENT

1976	March 4	Louisiana-Monroe (1)	L, 54-65
1976	March 5	Nicholls State (1)	L, 44-49
1977	Feb. 22	at Louisiana Tech (2)	L, 52-99
1977	Feb. 23	vs Louisiana-Lafayette (2)	W, 59-55
1977	Feb. 24	vs Southern (2)	L, 50-96
1978	Feb. 23	vs Xavier (3)	L, 69-76
1978	Feb. 24	vs Louisiana-Lafayette (3)	L, 41-65
1979	Feb. 22	at Louisiana-Monroe (4)	L, 57-68
1979	Feb. 23	vs Northwestern State (4)	L, 61-66
1980	Feb. 21	vs McNeese State (2)	L, 52-75
1981	Feb. 26	vs Louisiana-Monroe (5)	W, 80-59
1981	Feb. 27	vs Southern (5)	L, 56-60

(1) New Orleans (2) Ruston, La. (3) Baton Rouge
(4) Monroe, La. (5) Hammond, La.

SWAIAW REGIONAL TOURNAMENT

1979	March 7	vs Houston	L, 57-65
------	---------	------------	----------

METRO CONFERENCE TOURNAMENT

1980	Dec. 17	vs Cincinnati (1)	W, 65-56
1980	Dec. 18	vs Memphis State (1)	L, 75-62
1980	Dec. 19	at Florida State (1)	W, 95-74
1981	Feb. 5	vs Florida State (2)	W, 70-60
1981	Feb. 6	vs Memphis (2)	L, 81-88
1981	Feb. 7	vs Cincinnati (2)	L, 73-90
1982	Feb. 25	vs Virginia Tech (3)	L, 52-62
1983	Mar. 6	vs Cincinnati (4)	L, 58-82
1984	Mar. 3	vs South Carolina (5)	L, 64-74
1985	Mar. 2	vs South Carolina (6)	L, 66-76
1990	Mar. 8	vs South Carolina (5)	L, 62-71
1991	Mar. 4	vs South Carolina (4)	L, 44-80
1992	Mar. 11	vs VCU (4)	L, 58-73
1993	Mar. 10	vs Charlotte (4)	L, 44-69
1994	Mar. 8	vs South Florida (7)	W, 76-70
1994	Mar. 9	vs Southern Miss (7)	L, 69-72
1995	Mar. 8	vs South Florida (4)	W, 67-62
1995	Mar. 9	at Louisville (4)	L, 65-70 (ot)

(1) Tallahassee, Fla. (2) New Orleans (Fogelman Arena)
(3) Memphis, Tenn. (4) Louisville, Ky. (5) Cincinnati, Ohio
(6) Hattiesburg, Miss. (7) Biloxi, Miss.



Tulane/DoubleTree Classic

TULANE UNIVERSITY

1996: Tulane

MVP: Barbara Farris (Tulane)

Dec 28 First Colorado State 77, Rhode Island 60
 Dec 28 First Tulane 89, UNC Greensboro 46
 Dec 29 Consolation UNC Greensboro 87, Rhode Island 63
 Dec 29 Championship Tulane 105, Colorado State 72
All Tournament Team: Barbara Farris, Mary Ann Marino, Grace Daley (Tulane), Becky Hammon, Katie Cronin (CSU), Melinda Goodson (UNCG).

1997: Tulane

MVP: Grace Daley (Tulane)

Dec 27 First Holy Cross 89, Richmond 74
 Dec 27 First Tulane 81, Appalachian State 41
 Dec 28 Consolation Richmond 94 Appalachian State 68
 Dec 28 Championship Tulane 78, Holy Cross 67
All Tournament Team: Grace Daley, Barbara Farris, Kristen Koch (Tulane), Amy O'Brien (Holy Cross), Natasha Lettsome (APSU), Jennifer Meade (Richmond)

1998: Tulane

MVP: Grace Daley (Tulane)

Dec 28 First Maine 92, Middle Tennessee State 78
 Dec 28 First Tulane 92, Furman 56
 Dec 29 Consolation Furman 83, Middle Tennessee State 66
 Dec 29 Championship Tulane 85, Maine 76
All Tournament Team: Grace Daley, Janell Burse (Tulane), Jamie Cassidy, Kristen McCormick (Maine), Jackie Smith (Furman), Cortney Neeley (Middle Tennessee State)

1999: Tulane

MVP: Janelle Burse (Tulane)

Dec 27 First West Virginia 89, Lehigh 73
 Dec 27 First No. 24. Tulane 81, Providence 57
 Dec 28 Consolation Providence 82, Lehigh 62
 Dec 28 Championship No. 24 Tulane 104, West Virginia 75
All Tournament Team: Janell Burse, Fabrecia Roberson, Grace Daley (Tulane), Christin Annie (WVU) Monika Roberts (Providence) Anne Tierney (Lehigh)

2000: Tulane

MVP: Janelle Burse (Tulane)

Dec 27 First Hartford 69, Long Beach State 57
 Dec 27 First Tulane 69, William & Mary 51
 Dec 28 Consolation Long Beach State 73, William & Mary 61
 Dec 28 Championship Tulane 75, Hartford 45
All Tournament Team: Janell Burse, Britt Themann and Teana McKiver (Tulane), Jackie Moore (LBSU), Jen Sobota (W&M), Janeka Lopp (Hartford)

2001: Tulane

MVP: Teana McKiver (Tulane)

Dec 28 First Virginia 73, Long Island 40
 Dec 28 First No. 23 Tulane 76, Buffalo 29
 Dec 29 Consolation Buffalo 62, Long Island 60
 Dec 29 Championship No. 23 Tulane 74, Virginia 63
All Tournament Team: Teana McKiver, Gwen Slaughter, Delacey Joseph (Tulane), Telisha Quarles, Brandi Teamer (Virginia), Jessica Kochendorfer (UB)

2002: Tulane

MVP: Gwen Slaughter (Tulane)

Dec 28 First No. 19 Boston College 67, SMU 57
 Dec 28 First Tulane 63, UNC Greensboro 43
 Dec 29 Consolation SMU 62, UNC Greensboro 49
 Dec 29 Championship Tulane 69, No. 19 Boston College 50
All Tournament Team: Gwen Slaughter, Delacey Joseph (Tulane), Brianne Stepherson, Jessalyn Deveney (BC), Andrea Cossey (SMU), Nicole Murray (UNCG)

2003: San Jose State

MVP: Cricket Williams (SJSU)

Dec 27 First San Jose State 71, Yale 53
 Dec 27 First Marist 60, Tulane 46
 Dec 28 Consolation Tulane 74, Yale 62
 Dec 28 Championship San Jose State 59, Marist 49
All Tournament Team: Cricket Williams, Tatiana Taylor (SJSU), Steph Del Preore, Maureen Magarity (Marist) Kelly Nadeau (Tulane), Christina Phillips (Yale)

2004: Tulane

MVP: D'Aundra Henry (Tulane)

Dec 28 First Pepperdine 58, George State 41
 Dec 28 First Tulane 79, Stephen F. Austin 72
 Dec 29 Consolation Stephen F. Austin 61, Georgia State 56
 Dec 29 Championship Tulane 62, Pepperdine 40
All Tournament Team: D'Aundra Henry, Lakethia Hampton (Tulane), Jennifer Lacy, Daphanie Kennedy (Pepperdine), April Clyburn (Georgia State), Jennifer Simpson (Stephen F. Austin)

2005: Dayton

MVP: Cara Wright (Dayton)

Dec 28 First Dayton 79, Toledo 77
 Dec 28 First Samford 64, Tulane 54
 Dec 29 Consolation Tulane 77, Toledo 67 (OT)
 Dec 29 Championship Dayton 68, Samford 59
All Tournament Team: Cara Wright, Terri Ramsey (Dayton), Jennifer Sands (Tulane), Danielle Bishop (Toledo), Cora Beth Smith, Alex Munday (Samford)

2006: Tulane

MVP: Ashley Langford (Tulane)

Dec 28 First Texas-Arlington 66, Ole Miss 55
 Dec 28 First Tulane 78, Fordham 44
 Dec 29 Consolation Ole Miss 99, Fordham 43
 Dec 29 Championship Tulane 68, Texas-Arlington 65
All Tournament Team: Ashley Langford, Jami Montagnino (Tulane), Terra Wallace, Maryann Abanobi (Texas-Arlington), Beth Troutt (Fordham) Arminite Price (Ole Miss)

2007: Virginia Tech

MVP: Brittany Cook (Virginia Tech)

Dec 20 First Robert Morris 82, Tulane 71
 Dec 20 First Virginia Tech 84, Texas-San Antonio 59
 Dec 21 Consolation Tulane 76, Texas-San Antonio 42
 Dec 21 Championship Virginia Tech 76, Robert Morris 67
All Tournament Team: Andrea Barbour, Brittany Cook (VT), Chinata Nesbit, Sade Logan (RMU), Ashley Langford (Tulane), Whitney York (UTSA)

2008: Tulane

MVP: Brett Benzio (Tulane)

Dec 20 First Tulane 70, Alabama State 48
 Dec 20 First Providence 67, Southeast Missouri State 59
 Dec 21 Consolation Alabama St. 60, Southeast Missouri St. 53
 Dec 21 Championship Tulane 68, Providence 46
All Tournament Team: Sonya Daugherty (SEMO), Erica Lumpkin (ASU), Shantee Darrian (PC), Ashley Langford (Tulane), Megan Valicevic (Tulane), Brett Benzio (Tulane)

2009: Tulane

MVP: Danielle Nunn (Tulane)

Dec. 28 First Tulane 82, Long Island 59
 Dec. 28 First Texas Tech 81, North Dakota 61
 Dec. 29 Consolation Long Island 83, North Dakota 62
 Dec. 29 Championship Tulane 67, Texas Tech 49
All-Tournament Team: Tiffany Aidoo, Danielle Nunn (Tulane), Keirra Mallard, Ashlee Roberson (TTU), Ashley Palmer (LIU), Whitney Ledger (UND)

2010: Tulane

MVP: Tiffany Aidoo (Tulane)

Dec. 29 First Tulane 84, Nicholls State 65
 Dec. 29 First Old Dominion 81, Charlotte 75
 Dec. 30 Consolation Charlotte 80, Nicholls State 45
 Dec. 30 Championship Tulane 62, Old Dominion 59
All-Tournament Team: Tiffany Aidoo, Danielle Nunn (Tulane), Sumar Leslie (Nicholls State), Epiphany Woodson (Charlotte), Tia Lewis, Jasmine Parker (Old Dominion)

In-Season Tournaments



BIG EASY CLASSIC (6-0) • 3 APPEARANCES

2008-09	Dec. 5	First Round	vs	Jackson State	W, 74-48	Lakefront Arena
2008-09	Dec. 6	Second Round	vs	Indiana State	W, 66-55	Fogelman Arena
2009-10	Dec. 4	First Round	vs	Prairie View A&M	W, 67-63	Fogelman Arena
2009-10	Dec. 5	Second Round	vs	Longwood	W, 73-58	Lakefront Arena
2010-11	Dec. 3	First Round	vs	Saint Joseph's	W, 67-58	Fogelman Arena
2010-11	Dec. 5	Second Round	vs	Detroit	W, 63-55	Fogelman Arena

CANCUN CARIBBEAN CHALLENGE (2-0) • 1 APPEARANCE

2007-08	Nov. 21	First Round	vs	Kansas State	W, 60-57	Cancun, Mexico
2007-08	Nov. 22	Second Round	vs	Northern Illinois	W, 70-57	Cancun, Mexico

CENTURYTEL BOBCAT CLASSIC (1-1) • 1 APPEARANCE • THIRD PLACE

2004-05	Nov. 26	First Round	vs	Texas A&M	L, 64-79	San Marcos, Texas
2004-05	Nov. 27	Consolation	at	Texas State	W, 74-71	San Marcos, Texas

COLLIERS INTERNATIONAL CLASSIC (1-1) • 1 APPEARANCE • THIRD PLACE

2010-11	Nov. 27	First Round	vs	Portland State	L, 76-83	Berkeley, Calif.
2010-11	Nov. 28	Consolation	vs	Cal State Fullerton	W, 80-62	Berkeley, Calif.

COORS-ROCKY MOUNTAIN INVITE (1-1) • 1 APPEARANCE • 1 RUNNER UP

1994-95	Nov. 25	First Round	vs	Southern Utah	W, 75-67	Colorado Springs, Colo.
1994-95	Nov. 26	Championship	at	Colorado State	L, 56-76	Colorado Springs, Colo.

DISNEYLAND FREEDOM BOWL CLASSIC (2-0) • 1 APPEARANCE • 1 CHAMPIONSHIP

1992-93	Dec. 4	First Round	at	UC Irvine	W, 64-48	Irvine, Calif.
1992-93	Dec. 5	Championship	vs	Boise State	W, 79-76	Irvine, Calif.

FIESTA BOWL CLASSIC (1-1) • 1 APPEARANCE • 1 THIRD PLACE

2005-06	Dec. 3	First Round	vs	Chicago State	L, 64-65	Tucson, Ariz.
2005-06	Dec. 4	Consolation	vs	Lehigh	W, 65-63	Tucson, Ariz.

FIU THANKSGIVING CLASSIC (2-0) • 1 APPEARANCE • 1 CHAMPIONSHIP

2006-07	Nov. 24	First Round	vs	Villanova	W, 72-60	Miami, Fla.
2006-07	Nov. 25	Championship	at	Florida International	W, 69-64	Miami, Fla.

GREEN WAVE CLASSIC (4-2) • 3 APPEARANCES • 1 CHAMPIONSHIP, 2 RUNNER UP

1989-90	Dec. 1	First Round	vs	Kent State	W, 60-57	Fogelman Arena
1989-90	Dec. 2	Championship	vs	Eastern Kentucky	L, 68-71	Fogelman Arena
1993-94	Dec. 10	First Round	vs	Prairie View A&M	W, 80-38	Fogelman Arena
1993-94	Dec. 11	Championship	vs	Nicholls State	W, 70-45	Fogelman Arena
1994-95	Dec. 2	First Round	vs	Sacramento State	W, 64-55	Fogelman Arena
1994-95	Dec. 3	Championship	vs	George Washington	L, 57-69	Fogelman Arena

HARVARD TOURNAMENT (2-0) • 1 APPEARANCE • 1 CHAMPIONSHIP

1993-94	Dec. 4	First Round	vs	Hofstra	W, 90-54	Boston, Mass.
1993-94	Dec. 5	Championship	at	Harvard	W, 93-71	Boston, Mass.

MALIBU CLASSIC (2-0) • 1 APPEARANCE • 1 CHAMPIONSHIP

1996-97	Dec. 21	First Round	vs	Iowa State	W, 68-61	Malibu, Calif.
1996-97	Dec. 22	Championship	at	Pepperdine	W, 58-49	Malibu, Calif.

MARRIOTT CHAMPIONSHIP (2-0) • 1 APPEARANCE • 1 CHAMPIONSHIP

1995-96	Dec. 30	First Round	vs	Robert Morris	W, 84-52	Greensboro, N.C.
1995-96	Dec. 31	Championship	at	UNC Greensboro	W, 71-69	Greensboro, N.C.

METRO-SEC CHALLENGE (0-1) • 1 APPEARANCE

1994-95	Dec. 10	First Round	vs	Ole Miss (3)	L, 51-81	Jackson, Miss.
---------	---------	-------------	----	--------------	----------	----------------

NAVY CLASSIC (1-1) • 1 APPEARANCE • 1 THIRD-PLACE FINISH

2009-10	Nov. 20	First Round	vs	Liberty	L, 52-63	Annapolis, Md.
2009-10	Nov. 21	Consolation	vs	Loyola (Md.)	W, 58-43	Annapolis, Md.

NORTHERN LIGHTS INVITATIONAL (2-1) • 1 APPEARANCE • 1 THIRD PLACE

1995-96	Dec. 18	First Round	vs	Xavier (OH)	W, 71-63	Anchorage, Ak.
1995-96	Dec. 19	Second Round	vs	South Carolina	L, 66-72	Anchorage, Ak.
1995-96	Dec. 20	Third-Place Game	vs	Holy Cross	W, 66-54	Anchorage, Ak.

OAKLAND TRIBUNE CLASSIC (1-1) • 1 APPEARANCE • 1 RUNNER UP

2003-04	Dec. 6	First Round	vs	Wichita State	W, 62-59	Berkeley, Calif.
2003-04	Dec. 7	Championship	at	Cal	L, 61-66	Berkeley, Calif.

PRESEASON WNIT (2-4) • 3 APPEARANCES • 2 SECOND ROUND

1996-97	Nov. 15	First Round	at	Louisiana Tech	L, 50-77	Ruston, La.
2000-01	Nov. 10	First Round	vs	Grambling	W, 92-64	Fogelman Arena
2000-01	Nov. 12	Second Round	at	Texas	L, 47-71	Austin, Texas
2008-09	Nov. 14	First Round	vs	Illinois State	W, 75-62	Fogelman Arena
2008-09	Nov. 16	Second Round	at	Arizona State	L, 53-86	Tempe, Ariz.
2008-09	Nov. 20	Consolation	at	VCU	L, 49-65	Richmond, Va.

SAN JUAN SHOOTOUT (3-0) • 1 APPEARANCE • 1 CHAMPIONSHIP

2001-02	Nov. 23	First Round	vs	UPR-Mayaguez	W, 109-39	San Juan, Puerto Rico
2001-02	Nov. 24	Semifinals	vs	Hampton	W, 82-75	San Juan, Puerto Rico
2001-02	Nov. 25	Championship	vs	Nebraska	W, 84-78	San Juan, Puerto Rico

SUGAR BOWL CLASSIC (2-0) • 1 APPEARANCE

1995-96	Jan. 16	First Round	vs	New Orleans	W, 67-65	Louisiana Superdome
1996-97	Nov. 25	Second Round	vs	New Orleans	W, 91-77	Louisiana Superdome

TULANE CLASSIC (2-0) • 1 APPEARANCE • 1 CHAMPIONSHIP

2003-04	Dec. 1	First Round	vs	McNeese State	W, 90-34	Fogelman Arena
2003-04	Dec. 2	Championship	vs	Florida	W, 57-51	Fogelman Arena

WOMEN'S CLASSIC (2-0) • 1 APPEARANCE • 1 CHAMPIONSHIP

1997-98	Dec. 6	First Round	vs	Colorado	W, 63-62	Fairfield, Conn.
1997-98	Dec. 7	Championship	at	Fairfield	W, 63-36	Fairfield, Conn.



STACEY GAUDET

Women's Sports Federation • First Team • 1987


Stacey Gaudet became Tulane's first All-American in 1987, named by the Women's Sports Federation. As a senior, Gaudet averaged a school-record 21.8 points, 8.0 rebounds and 3.8 assists per game. She held or tied for the team lead in scoring in 25 of 28 games during the 1986-87 season, and was named New Orleans MVP by the Sugar Bowl Committee.

Her 609 points as a senior came without the luxury of a 3-point basket (the 3-pointer did not come into play until the 1987-88 season), and she was named Women's Sports Federation

National Player of the Week on Jan. 18 after scoring 81 points in three games.

Gaudet finished her career as just the sixth female player from the state of Louisiana to score 2,000 or more points, and ranked in the Top 20 nationally in free throw percentage all four years of her career.

She was the first female student-athlete in Tulane history to have her number retired, and was inducted into the Tulane Hall of Fame and the Louisiana American Italian Sports Hall of Fame in 1993.



GAUDET'S ALL-AMERICAN STATISTICS

	FG	FGA	FG%	3FG	3FGA	3%	FT	FTA	FT%	OR	DR	Reb.	A	B	S	Pts.
1986-87	232	496	.468	---	---	---	145	201	.721	---	---	215	100	0	50	609

BARBARA FARRIS

WBCA/Kodak • Honorable Mention • 1997

Ten years after Stacey Gaudet became the first All-American in Tulane history, Barbara Farris earned honorable mention recognition on the WBCA/Kodak squad after leading the Green Wave to a 27-5 record, the C-USA regular-season and tournament titles, and a third consecutive trip to the NCAA Tournament.

A first-team All C-USA selection, Farris finished second in the conference and ranked eighth in the NCAA with a .623 field goal per-

centage, and paced the squad with 13.7 points and 7.7 rebounds per game.

Farris finished with double-digit scoring totals in 21 games as a junior, and tallied five double-doubles. She was named Conference USA Player of the Week on Jan. 13, earned MVP honors of the Tulane/Doubletree Classic and claimed a spot on the Conference USA All-Tournament Team after helping the Green Wave claim the tournament championship.



FARRIS' ALL-AMERICAN STATISTICS

	FG	FGA	FG%	3FG	3FGA	3%	FT	FTA	FT%	OR	DR	Reb.	A	B	S	Pts.
1996-97	170	273	.623	0	0	.000	97	161	.602	85	161	246	40	14	48	437

GRACE DALEY

Associated Press • Third Team • 2000

Associated Press • Honorable Mention • 1999

WB News Service • Honorable Mention • 2000

WBCA/Kodak • Honorable Mention • 1998-2000

The most decorated student-athlete in the history of Tulane women's basketball, Grace Daley was a three-time All-American during her Green Wave career. She earned honorable mention recognition on the WBCA/Kodak squad in each of her final three years, was named to the Associated Press honorable mention team as a junior, and claimed third-team AP All-America honors as a senior.

During her three All-American campaigns, Daley never scored fewer than 550 points, pulled down at least 100 rebounds and dished out at least 70 assists each year. In the three-year span, she averaged 20.8 points, 5.3 re-

bounds and 3.3 assists per game, and shot an astonishing .503 from the field (604-of-1200).

A three-time first-team All-Conference USA selection, Daley helped lead the Green Wave to a combined 72-18 record from 1997-98 to 1999-2000, as Tulane advanced to play in the NCAA Tournament each year and won the C-USA Tournament her junior and senior campaigns.

Daley graduated as the school's career leader in points and free throws made. Following her senior season, Daley was drafted fifth overall in the 2000 WNBA Draft by the Minnesota Lynx, and was just the second college player select-



DALEY'S ALL-AMERICAN STATISTICS

	FG	FGA	FG%	3FG	3FGA	3%	FT	FTA	FT%	OR	DR	Reb.	A	B	S	Pts.
1997-98	193	376	.513	56	152	.368	121	162	.747	57	65	122	74	2	81	563
1998-99	184	359	.513	40	123	.325	164	201	.816	66	90	156	96	6	58	572
1999-00	227	465	.488	53	165	.321	185	239	.774	77	112	189	124	8	75	692

JANELL BURSE

WBCA/Kodak • Honorable Mention • 2001
Women's Basketball Journal • Fourth Team • 2000

WB News Service • Honorable Mention • 2001
Associated Press • Honorable Mention • 2000

A three-time C-USA Defensive Player of the Year and the Sixth Player of the Year in 1999, post player Janell Burse was a three-time All-American during her career, earning the distinction from the Women's Basketball Journal and Associated Press as a junior, and claiming the honor from the Women's Basketball News Service and the WBCA as a senior.

During her two All-America campaigns, Burse averaged a double-double with 18.9 points and 10.3 rebounds per game. She also posted 146 blocks her final two seasons, and holds the school record for career blocks with 248.

Following her senior season, Burse was drafted by the WNBA's Minnesota Lynx in 2001 and won a WNBA title with the Seattle Storm in 2005.



BURSE'S ALL-AMERICAN STATISTICS

	FG	FGA	FG%	3FG	3FGA	3%	FT	FTA	FT%	OR	DR	Reb.	A	B	S	Pts.
1999-00	233	392	.594	0	0	.000	139	228	.610	145	170	315	26	80	46	605
2000-01	233	391	.596	1	1	1.000	136	252	.540	152	190	342	30	66	46	603

TEANA MCKIVER

WBCA/Kodak • Honorable Mention • 2003
Basketball Times • Second Team • 2002

WomensCollegeHoops.com • Honorable Mention • 2003
WomensCollegeHoops.com • Honorable Mention • 2002

A transfer from East Carolina, Teana McKiver made her presence felt during her three seasons with the Green Wave as she earned All-America honors as a junior and senior.

McKiver earned outright All-America recognition from Basketball Times in 2002 and from the WBCA in 2003, and was named to the WomensCollegeHoops.com Underrated All-America squad both seasons.

During her All-America campaigns, McKiver

was anything but "underrated" as she led the Green Wave in scoring and blocked shots both seasons while ranking second in rebounding. In those two years, she averaged 14.8 points, 7.3 rebounds and 2.5 blocked shots per game.

McKiver's 80 blocks in 2003 are tied for the Tulane single-season record, and despite playing just three years for the Green Wave, she ranks second in career blocks with 235.



MCKIVER'S ALL-AMERICAN STATISTICS

	FG	FGA	FG%	3FG	3FGA	3%	FT	FTA	FT%	OR	DR	Reb.	A	B	S	Pts.
2001-02	235	377	.623	0	0	.000	104	189	.559	116	144	260	25	79	31	574
2002-03	149	262	.569	2	2	1.000	72	121	.595	67	139	206	52	80	35	372

ASHLEY LANGFORD

Women's Basketball News Service • Freshman All-America • 2006

With D'Aundra Henry taking a medical red-shirt, freshman Ashley Langford was forced to be the starting -- and sometimes the only active -- point guard. The native of Harrisburg, Pa., responded by shattering two Tulane assist marks en route to freshman All-America honors.

Langford, who was named to the C-USA All-Freshman team, averaged 6.58 assists per game, which led all freshmen nationally, was

fifth among all players, and led C-USA. She dished out 171 assists (topping the Tulane single-season record of 139) and broke Tulane's and tied C-USA's single game mark with 14.

She recorded five double-digit assist games and led Tulane in steals (48) and minutes (38.4). She averaged 9.0 points and 3.5 rebounds per game.



LANGFORD'S ALL-AMERICAN STATISTICS

	FG	FGA	FG%	3FG	3FGA	3%	FT	FTA	FT%	OR	DR	Reb.	A	B	S	Pts.
2005-06	69	226	.305	10-46	46	.217	85	98	.867	20	70	90	171	1	48	233



Honor Roll



A three-time All-Conference USA honoree, Janell Burse was named the league's All-Metro Conference Freshman of the Year in 1997 and its Player of the Year in 2000.

C-USA All-Defensive Team

2006-07	D'Aundra Henry	G
2009-10	Chassity Brown	G
2010-11	Roshaunda Barnes	G

C-USA All-Freshman Team

1996-97	Kelly Scanlon	G
	Grace Daley	G
1998-99	Sarah Goree	G
2005-06	Ashley Langford	G
2008-09	Brett Benzio	C
2009-10	Olivia Grayson	G

Metro Conference All-Rookie Team

1990-91	Keisha Johnson	F
1991-92	Roma Coleman	G
1992-93	Christy Thomaskutty	G
	Mary Ann Marino	F
1994-95	Barbara Farris	C

C-USA Tournament MVP

1997	Mary Lowry	G
1999	Grace Daley	G
2000	Janell Burse	C
2010	Danielle Nunn	F

C-USA All-Tournament Team

1997	Barbara Farris	C
	Mary Lowry	G
	Mary Ann Marino	F
1999	Janell Burse	C
	Grace Daley	G
2000	Janell Burse	C
	Grace Daley	G
2001	Janell Burse	C
2002	Sarah Goree	G
2006	Jami Montagnino	G
2010	Tiffany Aidoo	G
	Chassity Brown	G
	Danielle Nunn	F
2011	Roshaunda Barnes	G
	Danielle Nunn	F

Metro Conference All-Tournament Team

1980	Terry Johnson	F
1981	Patricia "O.J." Toujouse	F
1990	Carmen Jones	G
1994	Christy Thomaskutty	G
1995	Barbara Farris	C

C-USA Player of the Week

1995-96	Barbara Farris	1/2/96
1996-97	Barbara Farris	1/13/97
	Grace Daley	2/17/97
1997-98	Grace Daley	2/9/98
1998-99	Grace Daley	12/14/98
	Janell Burse	1/25/99
1999-2000	Grace Daley	12/13/99
	Grace Daley	12/20/99
	Janell Burse	1/3/00
	Janell Burse	2/21/00
2000-01	Janell Burse	1/8/01
	Sarah Goree	1/22/01
2001-02	Delacey Joseph	12/10/01
	Teana McKiver	2/25/02
2002-03	Gwen Slaughter	12/16/02
	Gwen Slaughter	2/3/03
2004-05	Lakethia Hampton	1/3/05
2006-07	Jami Montagnino	1/15/07
2009-10	Roshaunda Barnes	2/22/10
2010-11	Tiffany Aidoo	1/3/11
	Tiffany Aidoo	1/10/11

C-USA Rookie/Freshman Of The Week

2008-09	Brett Benzio	1/5/09
	Indira Kaljo	2/9/09
2009-10	Olivia Grayson	2/22/10
2010-11	Whitney Bibbins	11/22/10

Metro Conference Player of the Week

1989-90	Carmen Jones	12/3/89
	Carmen Jones	1/3/90
1990-91	Keisha Johnson	2/19/91
1992-93	Keisha Johnson	1/12/93
	Mary Ann Marino	2/16/03
1993-94	Mary Ann Marino	12/7/93
	Keisha Johnson	1/18/94
1994-95	Barbara Farris	1/24/95



Center Janell Burse was named Conference USA Defensive Player of the Year from 1999-2001 and earned C-USA Tournament MVP honors in 2000.

C-USA Player of the Year

1999-2000	Grace Daley	G
-----------	-------------	---

C-USA Defensive Player of the Year

1998-99	Janell Burse	C
1999-2000	Janell Burse	C
2000-01	Janell Burse	C

C-USA 6th Player of the Year

1996-97	Grace Daley	G
1998-99	Janell Burse	C
2000-01	Teana McKiver	C

C-USA Newcomer of the Year

2008-09	Indira Kaljo	G
---------	--------------	---

C-USA Freshman of the Year

1996-97	Grace Daley	G
---------	-------------	---

Metro Conference Freshman of the Year

1994-95	Barbara Farris	C
---------	----------------	---

C-USA Coach of the Year

2006-07	Lisa Stockton
2009-10	Lisa Stockton

Metro Conference Coach of the Year

1994-95	Lisa Stockton
---------	---------------

All-Conference USA

1995-96	Barbara Farris, C	2nd Team
1996-97	Barbara Farris, C	1st Team
	Mary Lowry, G	2nd Team
1997-98	Grace Daley, G	1st Team
	Barbara Farris, C	2nd Team
1998-99	Grace Daley, G	1st Team
	Janell Burse, C	3rd Team
1999-2000	Janell Burse, C	1st Team
	Grace Daley, G	1st Team
2000-01	Janell Burse, C	1st Team
	Sarah Goree, G	3rd Team
	Gwen Slaughter, F	3rd Team
2001-02	Teana McKiver, C	2nd Team
2002-03	Teana McKiver, C	2nd Team
	Gwen Slaughter, F	2nd Team
2004-05	Lakethia Hampton, F	3rd Team
2005-06	Jennifer Sands, F	3rd Team
2006-07	Jami Montagnino, G	1st Team
	D'Aundra Henry, G	3rd Team
2007-08	Ashley Langford, G	3rd Team
2008-09	Ashley Langford, G	3rd Team
2009-10	Chassity Brown, G	2nd Team
	Danielle Nunn, F	3rd Team
2010-11	Danielle Nunn, F	2nd Team
	Tiffany Aidoo, G/F	3rd Team

Mary Shlagman • Team USA • 1985



Mary Shlagman is the only player in the history of Tulane women's basketball to don the Red, White and Blue as she represented the United States as a member of the 1985 National Team in the Maccabiah games. She averaged 20 points and 15 rebounds in helping the U.S. to a gold medal. She also participated in the track & field events, and finished fourth in the high jump.

25th Anniversary Team



In the spring of 2001, Tulane celebrated 25 years of Green Wave women's basketball. Highlighting the weekend-long celebration was a Silver Anniversary Banquet, where the Wave announced an 11-member 25th Anniversary Team. Voted on by a panel of former players, the team features the best of the best of Tulane women's basketball.

From left to right: Mary Ann Marino, Terry Johnson D'Angelo, Daryl Kimche, Barbara Farris, Grace Daley, Janell Burse, Carmen Jones Thomas, Keisha Johnson, Stacey Gaudet Berry, Sherri Fuqua Retif. Not pictured: Christy Thomaskutty.

Name	Years	Pos	Hometown	GP	GS	FG%	3P%	FT%	Reb.	Avg.	A	Blk	Stl	Pts.	Avg.
Janelle Burse	1997-2001	Center	New Orleans, La	116	.65	.579	1.00	.563	871	7.5	71	248	108	1625	14.0
Grace Daley	1996-2000	Guard	Ocala, Fla	122	88	.502	.356	.777	594	4.9	345	18	289	2249	18.4
Barbara Farris	1994-1998	Center	Harvey, La.	118	114	.637	.500	.596	939	8.0	105	47	144	1729	14.7
Sherri Fuqua	1978-1982	Guard	Slidell, La.	104	-	.440	---	.762	383	3.7	380	-	-	1185	11.4
Stacey Gaudet	1983-1987	Guard	Kenner, La.	112	-	.439	---	.805	720	6.4	375	-	-	2080	18.6
Keisha Johnson	1990-1994	Forward	Morgan City, La.	112	108	.609	---	.559	1048	9.4	72	257	222	1826	16.3
Terry Johnson	1978-1981	Forward	Morgan City, La.	75	-	.485	---	.588	594	7.9	23	-	-	1358	18.1
Carmen Jones	1986-1990	Guard	New Orleans, La.	111	-	.447	.289	.683	744	6.7	367	10	307	1876	16.9
Daryl Kimche	1980-1984	Guard	Washington, D.C.	104	-	.461	---	.721	445	4.3	306	-	-	1363	13.1
Mary Ann Marino	1992-1997	Guard	Metairie, La.	121	114	.394	.307	.814	502	4.2	325	9	36	1234	9.8
Christy Thomaskutty	1992-1996	Guard	Somerville, Ala.	118	99	.381	.379	.778	346	2.9	367	6	172	1331	11.3

Retired Numbers



Stacey Gaudet was the first student-athlete in Tulane women's basketball history to have her jersey retired. Joining her at the presentation is Margaret Kelly, wife of then-University President Eamon Kelly and an avid supporter of the Green Wave women's basketball program.



The Tulane women's basketball team honored all-time leading scorer Grace Daley at halftime of its Dec. 29, 2006 game against Fordham by retiring her No. 4 jersey. Daley scored 2,249 points in her career, the most of any basketball player - male or female - in Tulane history



Year-By-Year Results

TULANE UNIVERSITY

1975-76 (4-9)

Head Coach: Karen Womack

J23	at Louisiana-Lafayette (1)	L, 44-56
J23	Louisiana-Monroe (1)	L, 39-59
J30	Dillard	W, 57-45
F2	at Southeastern Louisiana	L, 30-111
F6	Northwestern State (2)	L, 64-101
F6	Louisiana-Monroe (2)	L, 30-71
F10	LSU	L, 39-84
F12	at Dillard	W, 48-44
F17	at New Orleans	L, 37-49
F21	Spring Hill	W, 54-15
F25	New Orleans	W, 56-44
M4	Louisiana-Monroe (3)	L, 54-65
M5	Nicholls State (3)	L, 44-49

(1) Southwestern Louisiana Tournament, Lafayette, La.

(2) LSU Tournament, Baton Rouge, La.

(3) LAIAW State Tournament, at Tulane

1976-77 (7-13)

Head Coach: Karen Womack

D6	at William Carey	L, 53-71
D10	Georgia State	L, 54-65
D11	McNeese State	L, 50-58
J18	at New Orleans	L, 61-64
J21	Louisiana-Lafayette	W, 74-69
J22	West Florida	W, 71-43
J26	Southern Miss	W, 68-67
J29	Spring Hill	W, 82-19
J31	at LSU	L, 42-74
F2	New Orleans	W, 64-61
F4	at Louisiana-Lafayette	W, 60-49
F5	at McNeese State	L, 48-79
F8	at Dillard	L, 45-60
F11	Belhaven College	L, 61-72
F14	Dillard	L, 47-55
F16	at Nicholls State	L, 68-73
F19	at Southern Miss	L, 45-55
F22	Louisiana Tech (1)	L, 52-99
F23	Louisiana-Lafayette (1)	W, 59-55
F24	Southern (1)	L, 50-96

(1) LAIAW State Tournament, Ruston, La.

1977-78 (12-10)

Head Coach: Karen Womack

N29	at William Carey	L, 60-61
D3	Louisiana-Monroe	W, 71-66
D5	at Nicholls State	L, 75-90
D7	at Dillard	L*
J13	at South Alabama	W, 64-33
J14	at West Florida	W, 68-43
J17	William Carey	W, 63-61
J19	New Orleans	W, 66-33
J21	at Louisiana-Lafayette	W, 59-44
J24	Nicholls State	W, 67-50
J28	at Spring Hill	W, 66-35
F2	Xavier (N.O.)	W, 64-63
F4	Belhaven College	L, 48-56
F9	at Shorter College	L*
F10	at Georgia State	L, 41-65
F11	at Georgia Tech	L, 58-63
F14	at New Orleans	W, 53-45
F17	Louisiana-Lafayette	W, 74-52
F18	Spring Hill	W, 57-16
F20	Dillard	L, 46-55
F23	vs Xavier (N.O.) (1)	L, 69-76 (ot)
F24	vs Louisiana-Lafayette (1)	L, 41-65


*scores not available

(1) LAIAW State Tournament, Baton Rouge, La.

1978-79 (14-9)

Head Coach: Karen Womack

N24	Northwestern State	W, 66-59
N28	at New Orleans	W, 65-63
N30	William Carey	W, 79-73
D2	Louisiana-Monroe	L, 59-76
D8	Georgia State	W, 62-56
D9	Florida State	W, 78-67
J8	Mary Crest	W, 86-56
J10	at Xavier (N.O.)	L, 67-80
J13	at Louisiana-Lafayette	L, 62-77
J24	Xavier (N.O.)	W, 75-54
J26	Nicholls State	W, 65-63
J30	at William Carey	L, 59-65
F2	Louisiana-Lafayette	W, 52-33
F3	South Alabama	W, 73-62
F6	at Nicholls State	W, 65-63
F9	at Spring Hill	W, 79-43
F10	at South Alabama	L, 55-58
F13	New Orleans	L, 62-64



The 1977-78 Green Wave, under the direction of head coach Karen Womack, was the first team in school history to post a winning record. The Wave turned in an eight-game winning streak midway through the season, which stood as the program's longest such streak until the 1996-97 team won nine straight.

F16	Spring Hill	W, 69-50
F17	Belhaven College	W, 75-63
F22	at Louisiana-Monroe (1)	L, 57-68
F23	vs Northwestern State (1)	L, 61-66
M7	vs Houston (2)	L, 57-65

(1) LAIAW State Tournament, Monroe, La.

(2) SWAIAW Regional Tournament

1979-80 (16-11)

Head Coach: Karen Womack

N20	William Carey	W, 75-70
N27	at LSU	L, 56-86
N30	Nicholls State	W, 73-61
D1	at South Alabama	L, 63-75
D4	Northwestern State	W, 63-60
D6	North Texas	W, 84-44
D17	vs Cincinnati (1)	W, 65-56
D18	vs Memphis (1)	L, 62-75
D19	at Florida State (1)	W, 95-74
D23	Houston	W, 60-58
D30	New Orleans	W, 93-71
J10	at Northwestern State	L, 58-70
J11	Arkansas	L, 65-66
J15	at Xavier (N.O.)	W, 55-50
J16	South Alabama	L, 65-70
J19	Louisville	L, 61-72
J21	at William Carey	L, 76-77
J25	at TCU	W, 89-69
J26	at SMU	W, 72-62
J28	at Nicholls State	L, 67-73
J29	UAB	L, 69-72
F5	Xavier (N.O.)	W, 53-47
F9	Spring Hill	W, 60-50
F12	at New Orleans	W, 88-68
F15	UTEP	W, 86-61
F16	Florida State	W, 75-65
F21	vs McNeese State (2)	L, 52-75

(1) Metro Conference Tour., Louisville, Ky.

(2) LAIAW State Tournament, Ruston, La.

1980-81 (12-16)

Head Coach: Avie Bridges

N24	Texas Women's	L, 69-80
N26	Nicholls State	W, 96-53
N29	at Louisiana-Lafayette	L, 74-91
D2	at Rice	W, 73-53
D5	at Southern Miss	L, 65-81
D6	Spring Hill	W, 69-54
J6	SMU	W, 78-48
J8	Southern Miss	L, 59-64
J10	at Georgia Tech	L, 58-72
J12	North Texas	W, 84-68
J14	Texas A&M	L, 79-81
J17	New Orleans	L, 75-96
J20	at Nicholls State	W, 77-66
J23	Louisiana-Lafayette	W, 82-53
J24	at Southeastern Louisiana	L, 67-70
J26	LSU	L, 79-92
J29	at Xavier (N.O.)	L, 59-62
J31	McNeese State	L, 72-75
F5	Florida State (1)*	W, 70-60
F6	Memphis (1)*	L, 81-88
F7	Cincinnati (1)*	L, 73-90

F10	Xavier (N.O.)	L, 64-72
F13	Belhaven College	W, 89-76
F16	at Spring Hill	W, 69-59
F18	Southeastern Louisiana	W, 87-83
F22	at New Orleans	L, 99-109
F26	vs Louisiana-Monroe (2)	W, 80-59
F27	vs Southern (2)	L, 56-60

*denotes Metro Conference game

(1) Metro Conference Tournament, at Tulane

(2) LAIAW Championship, Hammond, La.

1981-82 (12-15)

Head Coach: Julia Yeater

N20	Louisiana-Lafayette	W, 84-83
N24	Grambling State	L, 66-80
N30	at Southern Miss	L, 66-84
D2	Xavier (N.O.)	L, 60-63
D5	at LSU	L, 52-87
D7	at William Carey	L, 72-83
D10	Brigham Young	W, 69-61
D12	at Louisiana Tech	L, 50-103
D15	Penn State	L, 72-77
J6	Northwest Missouri St.	W, 70-68
J8	Southeastern Louisiana	W, 60-56
J11	Nicholls State	W, 69-63
J16	at Memphis	L, 63-78
J20	Southern Miss	W, 75-57
J23	New Orleans	W, 81-80
J25	Florida	W, 54-52
J27	at Nicholls State	W, 55-49
J29	vs Virginia Tech (1)	W, 72-64
J30	at Cincinnati	L, 59-81
F3	at Southeastern Louisiana	L, 58-63
F6	at New Orleans	L, 65-89
F8	Florida State	L, 70-89
F9	at Xavier (N.O.)	L, 49-71
F12	Louisiana-Lafayette	W, 75-67
F18	Spring Hill	L, 55-59
F22	William Carey	W, 71-65
F25	vs Virginia Tech (2)	L, 52-62

(1) Cincinnati, Ohio

(2) Metro Conference Tournament, Memphis, Tenn.

1982-83 (8-20)

Head Coach: Julia Yeater

N20	Texas A&M	W, 80-73
N23	Spring Hill	W, 79-67
N27	at LSU	L, 60-88
N30	at Southern Miss	L, 70-86
D3	McNeese State	L, 75-87
D9	vs Northwestern State (1)	L, 53-73
D10	vs Alabama (1)	L, 58-66
D11	vs Illinois State (1)	L, 54-89
J6	at Memphis	L, 62-87
J8	South Alabama	W, 82-72
J12	at Florida	L, 61-83
J13	at Tampa	W, 77-60
J15	at Florida State	L, 56-81
J18	Southern Miss	L, 66-71
J22	New Orleans	L, 69-86
J25	Mississippi College	W, 84-81
J28	at Grambling	L, 62-76
J29	at Mississippi College	L, 65-72

F1	at New Orleans	L, 74-91
F5	Florida State	L, 66-91
F10	Nicholls State	W, 77-53
F12	at South Alabama	L, 73-98
F18	at McNeese State	L, 70-86
F20	at Stephen F. Austin	L, 58-74
F22	Memphis	L, 68-90
F24	Southern	W, 76-67
M2	at Nicholls State	W, 68-53
M6	vs Cincinnati (2)	L, 58-82

(1) Ruston, La.

(2) Metro Conference Tour., Louisville, Ky.

1983-84 (8-20)

Head Coach: Julia Yeater

N26	Lamar	L, 74-80
N30	at Spring Hill	L, 69-76
D3	Southeastern La.	W, 86-78 (ot)
D6	vs Mercer (1)	L, 67-79
D7	at Spring Hill (1)	W, 70-63
D10	LSU	L, 57-106
D31	vs Immaculata (2)	W, 86-67
J1	vs Colby College (2)	W, 66-63
J7	at Louisville	L, 65-85
J9	at Cincinnati	L, 58-85
J13	Nicholls State	W, 83-63
J17	at Southeastern Louisiana	L, 73-89
J21	New Orleans	L, 72-97
J23	South Carolina	L, 74-79
J26	at South Alabama	L, 68-80
J28	Florida State	W, 77-71
F1	at Southern Miss	L, 69-89
F4	South Alabama	L, 73-92
F6	Memphis	L, 57-64
F10	Stephen F. Austin	L, 75-86
F14	at Nicholls State	L, 68-75
F16	at Memphis	L, 64-79
F18	at New Orleans	L, 69-86
F20	at Florida State	L, 79-86
F22	Southern Miss	W, 83-81
F25	Virginia Tech	W, 64-59
F29	at Southern	L, 55-72
M3	vs South Carolina (3)	L, 64-74

(1) Jaguar Gym, Mobile, Ala.

(2) Rollins College, Winter Park, Fla.

(3) Metro Tournament, Cincinnati, Ohio

1984-85 (6-22)

Head Coach: Julia Yeater

N24	Lamar	L, 63-69
N27	at LSU	L, 52-99
N30	at UAB	L, 82-85
D3	Spring Hill	W, 63-52
D7	at Lamar	L, 59-63
D8	at Rice	L, 58-65
D28	Southern	L, 55-73
D29	Rice	W, 52-47
J3	Louisville	L, 65-84
J5	Cincinnati	L, 67-80 (ot)
J10	at Virginia Tech	L, 64-104
J12	at South Carolina	L, 67-75
J15	at Southeastern Louisiana	L, 60-62
J19	New Orleans	L, 64-81
J21	Central Florida	L, 70-75 (ot)
J24	Memphis	L, 65-85
J26	Florida State	W, 59-56
J28	Southeastern Louisiana	W, 84-73
J30	at Nicholls State	L, 58-73
F2	at Southern Miss	L, 63-93
F5	at New Orleans	L, 55-65
F8	at Central Florida	L, 61-63
F10	at Florida State	L, 47-81
F13	Nicholls State	W, 80-78 (2ot)
F16	at Memphis	L, 57-67
F21	at Spring Hill	W, 78-73
F23	Southern Miss	L, 69-84
M2	vs South Carolina (1)	L, 66-76

(1) Metro Tournament, Hattiesburg, Miss.

1985-86 (16-12)

Head Coach: Joline Matsunami

N23	at Louisiana-Lafayette	W, 80-65
N25	Oregon	W, 81-62
N30	Saint Louis	W, 84-67
D6	at Rice	W, 70-67 (ot)
D8	at McNeese State	L, 66-82
D13	vs Dillard (1)	W, 81-67
D14	at New Orleans	L, 60-61
D18	Stetson	W, 70-69
D28	Rice	W, 82-75

Year-By-Year Results



J2	Phillips College.....	W, 77-73 (ot)
J4	at Cincinnati.....	L, 68-87
J6	at Louisville.....	W, 64-61
J11	South Carolina.....	L, 67-72
J13	Virginia Tech.....	W, 89-77 (ot)
J18	West Florida.....	W, 76-60
J22	at Nicholls State.....	L, 65-74
J24	at Florida State.....	L, 70-71
J25	at West Florida.....	W, 99-78
J28	New Orleans.....	L, 74-95
F1	Southern Miss.....	L, 72-85
F3	Oral Roberts.....	W, 74-71
F8	Florida State.....	W, 75-60
F10	Memphis.....	L, 83-89
F15	at Memphis.....	L, 69-92
F18	at New Orleans.....	L, 61-75
F22	at Southern Miss.....	W, 75-72
F24	LSU.....	L, 65-74
F26	Nicholls State.....	W, 92-76

(1) Lakefront Arena, New Orleans, La.

1986-87 (9-19)

Head Coach: Joline Matsunami

N28	at Georgia Southern.....	L, 78-82
N29	vs East Carolina (1).....	L, 65-75
D2	Dillard.....	W, 100-85
D7	Arizona State.....	L, 68-83
D13	Southern Miss.....	W, 63-61
D15	Furman.....	W, 93-61
D29	at LSU.....	L, 53-91
D30	McNeese State.....	L, 72-85
J5	at Oral Roberts.....	L, 72-85
J6	at Tulsa.....	W, 49-44
J8	at Oklahoma.....	L, 53-84
J14	Alcorn State.....	W, 81-60
J17	Creighton.....	L, 73-87
J18	UCF.....	W, 117-91
J22	South Alabama.....	L, 88-90
J24	at Southeastern Louisiana.....	L, 63-69
J30	Louisville.....	W, 75-69
J31	Texas-San Antonio.....	L, 66-69 (ot)
F4	New Orleans.....	L, 70-87
F8	at South Alabama.....	L, 68-92
F10	Nicholls State.....	L, 66-73
F14	at Southern Miss.....	L, 65-70
F18	Southeastern Louisiana.....	W, 66-59
F21	at Nicholls State.....	L, 61-63
F25	at Alcorn State.....	W, 78-74
M4	at New Orleans.....	L, 48-65
M6	at Miami.....	L, 72-76
M7	at Florida International.....	L, 59-64

(1) Statesboro, Ga.

1987-88 (15-13)

Head Coach: Joline Matsunami

N27	vs McNeese State (1).....	L, 72-78
N28	vs Ark. Pine Bluff (1).....	W, 78-54
N29	vs Louisiana-Lafayette (1).....	W, 73-67
D4	Mississippi College.....	W, 74-72
D5	SMU.....	W, 84-73
D7	at Dillard.....	W, 91-72
D12	at Southern Miss.....	L, 69-80
D29	vs Massachusetts (2).....	W, 64-61
D30	at Maine.....	L, 57-65
J4	UMKC.....	W, 92-69
J9	Oklahoma.....	W, 82-75
J12	at McNeese State.....	L, 63-70
J13	at Stephen F. Austin.....	L, 55-85
J16	at Nicholls State.....	L, 59-76
J18	UAB.....	W, 87-61
J23	Southeastern Louisiana.....	W, 70-54
J27	at South Alabama.....	L, 62-93
J30	Arkansas-Little Rock.....	W, 73-55
F8	at New Orleans.....	L, 42-69
F11	at Southeastern Louisiana.....	W, 74-57
F15	LSU.....	L, 55-73
F20	South Alabama.....	L, 67-74
F24	Nicholls State.....	W, 61-49
F26	vs Mississippi College (3).....	W, 89-77
F27	at Mississippi State.....	L, 58-66
M3	Louisiana Tech.....	L, 62-92
M5	Southern Miss.....	W, 89-86
M8	New Orleans.....	L, 72-84

(1) Baton Rouge, La.
(2) Portland, Maine
(3) Starkville, Miss.

1988-89 (14-13)

Head Coach: Joline Matsunami

N25	vs Harvard (1).....	W, 72-56
N26	at Rice.....	L, 78-81
N27	vs Michigan (1).....	W, 58-57
D9	at UAB.....	W, 59-43
D29	Duke.....	L, 72-78
D30	Texas-Pan American.....	W, 63-37
J4	at Alabama.....	L, 64-80
J7	Sam Houston State.....	W, 68-58
J11	Stephen F. Austin.....	L, 65-70
J13	at South Alabama.....	L, 69-91
J16	at New Orleans.....	L, 69-80
J19	at Southern Miss.....	L, 76-94
J21	Nicholls State.....	W, 86-62
J22	Alabama.....	L, 67-69
J24	at Louisiana-Lafayette.....	W, 82-73
J28	at Southeastern Louisiana.....	W, 77-70
J31	at LSU.....	L, 63-84
F2	Rice.....	W, 95-85
F6	at Mississippi College.....	W, 77-61
F8	Southern Miss.....	L, 65-74
F11	Mississippi State.....	W, 62-56
F14	McNeese State.....	W, 75-73
F18	at Nicholls State.....	W, 79-64
F20	New Orleans.....	L, 67-73
F23	at Louisiana Tech.....	L, 39-77
F27	Southeastern Louisiana.....	W, 71-69
M4	at Sam Houston State.....	L, 49-63

(1) Houston, Texas

1989-90 (6-22)

Head Coach: Joline Matsunami

N26	at Xavier (N.O.).....	L, 77-88
N28	at Louisiana-Lafayette.....	W, 85-83 (ot)
D1	Kent State (1).....	W, 60-57
D2	Eastern Kentucky (1).....	L, 68-71
D8	at McNeese State.....	L, 56-59
D11	at Xavier (N.O.).....	W, 52-51
J2	Louisiana-Lafayette.....	W, 79-72
J3	Alabama.....	L, 63-71
J6	at South Carolina*.....	L, 52-86
J8	at Florida State*.....	L, 66-103
J11	New Orleans.....	L, 63-67
J13	at Southern Miss*.....	L, 35-73
J15	Memphis*.....	W, 79-76
J20	at Virginia Tech*.....	L, 59-82
J23	at Nicholls State.....	L, 61-74
J27	Louisville*.....	L, 64-65
J30	Cincinnati*.....	L, 52-56
F3	South Carolina*.....	L, 55-76
F5	Florida State*.....	L, 45-100
F10	Southern Miss*.....	L, 56-88
F12	at Memphis*.....	L, 69-81
F17	at Cincinnati*.....	L, 53-61
F19	at Louisville*.....	L, 52-77
F22	LSU.....	L, 57-83
F24	at New Orleans.....	L, 40-69
M1	South Alabama.....	W, 73-69
M3	Virginia Tech*.....	L, 53-70
M8	vs South Carolina (2).....	L, 62-71

* denotes Metro Conference games

(1) Lady Green Wave Classic, Fogelman Arena
(2) Metro Conference Tournament, Cincinnati, Ohio

1990-91 (6-22)

Head Coach: Candi Harvey

N23	Texas-Arlington.....	L, 77-83
N30	TCU.....	W, 59-55
D3	Ball State.....	W, 68-63
D5	Louisiana-Lafayette.....	W, 77-59
D8	at New Orleans.....	L, 59-63
D30	Cornell.....	W, 78-57
J5	at Louisville*.....	L, 43-76
J7	at Cincinnati*.....	L, 64-72
J10	Memphis*.....	L, 68-78
J14	Virginia Tech*.....	L, 54-64
J18	at Nicholls State.....	L, 53-59
J21	Southern Miss*.....	L, 61-67
J23	at LSU.....	L, 46-71
J26	at South Carolina*.....	L, 49-73
J28	at Florida State*.....	L, 60-87
J30	at UL-Lafayette.....	L, 58-64
F2	Louisville*.....	L, 62-78
F4	Cincinnati*.....	W, 79-59
F9	at Memphis*.....	L, 65-85
F11	at Virginia Tech*.....	L, 41-67
F13	Georgia Southern.....	L, 67-73
F15	Nicholls State.....	W, 70-56
F16	Texas-San Antonio.....	L, 93-98 (ot)

F18	at Southern Miss*.....	L, 57-89
F23	South Carolina*.....	L, 73-79
F25	Florida State*.....	L, 66-104
F28	New Orleans.....	L, 46-82
M4	vs South Carolina (1).....	L, 44-80

* denotes Metro Conference games

(1) Metro Conference Tournament, Louisville, Ky.

1991-92 (9-19)

Head Coach: Candi Harvey

N22	Alabama.....	L, 58-61
N25	at SMU.....	L, 53-68
N27	at TCU.....	L, 66-70
D2	Louisiana-Lafayette.....	W, 76-47
D21	Memphis.....	L, 56-68
D29	Princeton.....	W, 75-69
D30	Detroit.....	L, 61-68
J4	Columbia.....	W, 57-46
J6	Southern Miss*.....	L, 53-55
J11	VCU*.....	W, 74-72
J13	at New Orleans.....	L, 60-79
J15	Mississippi State.....	L, 49-55
J20	Louisville*.....	L, 55-66
J25	at Southern Miss*.....	L, 58-79
J27	at Charlotte*.....	L, 41-63
J30	McNeese State.....	W, 72-55
F1	Virginia Tech*.....	W, 59-56
F3	at South Florida*.....	L, 58-71
F12	New Orleans.....	L, 64-75
F15	at Rice.....	L, 48-59
F17	Charlotte*.....	L, 50-75
F19	LSU.....	L, 61-70
F22	South Florida*.....	W, 83-62
F27	Nicholls State.....	W, 73-48
F29	at Virginia Tech*.....	W, 63-43
M2	at VCU*.....	L, 51-73
M7	at Louisville*.....	L, 64-84
M11	vs VCU (1).....	L, 58-73

* denotes Metro Conference games

(1) Metro Conference Tournament, Louisville, Ky.

1992-93 (14-13)

Head Coach: Candi Harvey

D4	at UC Irvine (1).....	W, 64-48
D5	vs Boise State (1).....	W, 79-76
D8	at Texas A&M.....	L, 67-84
D11	UNLV.....	W, 65-59
D29	SMU.....	W, 82-58
D31	Pennsylvania.....	W, 72-58
J2	at Memphis*.....	W, 60-59
J5	Iona.....	W, 86-49
J9	Louisville*.....	W, 85-79
J14	at New Orleans.....	L, 61-79
J16	at Virginia Tech*.....	L, 57-80
J18	at Charlotte*.....	L, 48-77
J20	Rice.....	L, 59-61
J23	South Florida*.....	W, 89-72
J26	at Alabama.....	L, 74-90
J30	at VCU*.....	L, 60-75
F1	Southern Miss*.....	W, 71-69
F3	at LSU.....	L, 74-86
F8	at Louisville*.....	L, 74-87
F13	Charlotte*.....	W, 62-58
F15	Virginia Tech*.....	W, 79-65
F19	New Orleans.....	W, 75-64

F22	VCU*.....	L, 71-77
F27	at South Florida*.....	W, 96-78
M1	at McNeese State.....	L, 80-82
M4	at Southern Miss.....	L, 61-78
M10	vs Charlotte (2).....	L, 44-69

* denotes Metro Conference games

(1) Disneyland Freedom Bowl Classic, Irvine, Calif.
(2) Metro Conference Tournament, Louisville, Ky.

1993-94 (17-14)

Head Coach: Candi Harvey

NWIT Third Round

D4	vs Hofstra (1).....	W, 90-54
D5	at Harvard (1).....	W, 93-71
D7	Troy State.....	W, 87-67
D10	Prairie View A&M (2).....	W, 80-38
D11	Nicholls State (2).....	W, 70-45
D28	Fairfield (3).....	W, 84-80
D31	Texas A&M.....	W, 83-73
J5	at SMU.....	L, 64-74
J8	at Louisville*.....	L, 67-79
J12	at Louisiana-Lafayette.....	W, 83-58
J15	Virginia Tech*.....	W, 75-64
J17	Charlotte*.....	W, 75-61
J19	at Arkansas.....	L, 59-71
J25	at Mississippi State.....	W, 92-84
J29	Southern Miss*.....	L, 62-72
F1	New Orleans.....	W, 62-61
F5	at South Florida*.....	L, 71-81
F7	at VCU*.....	W, 69-43
F11	South Florida*.....	L, 73-77
F13	Louisville*.....	W, 77-62
F16	at New Orleans.....	L, 63-74
F19	at Southern Miss*.....	L, 66-89
F21	LSU.....	L, 60-73
F26	at Virginia Tech*.....	L, 65-71
F28	at Charlotte.....	L, 62-67
M5	VCU*.....	W, 70-56
M8	vs South Florida (4).....	W, 76-70
M9	vs Southern Miss (4).....	L, 69-72
M24	vs Louisiana-Monroe (5).....	W, 78-75
M25	vs Arkansas State (5).....	L, 66-72
M26	vs Pittsburgh (5).....	L, 66-71

* denotes Metro Conference games

(1) Harvard Tournament, Boston, Mass.
(2) Green Wave Classic, Fogelman Arena
(3) at Pontchartrain Center, Metairie, La.
(4) Metro Conference Tournament, Biloxi, Miss.
(5) NWIT, Amarillo, Texas

1994-95 (19-10)

Head Coach: Lisa Stockton

NCAA First Round

N25	vs Southern Utah (1).....	W, 75-67
N26	at Colorado State (1).....	L, 56-76
N29	at Troy.....	W, 82-55
D2	Sacramento State (2).....	W, 64-55
D3	George Washington (2).....	L, 57-69
D7	at Rice.....	W, 70-66
D10	vs Ole Miss (3).....	L, 51-81
D19	McNeese State.....	W, 73-62
D28	Arkansas (4).....	L, 79-83
D30	SMU (4).....	L, 71-74
J3	Mississippi State.....	W, 85-64
J6	Southern Miss*.....	W, 74-71
J10	New Orleans.....	W, 80-65



Tulane's 1993-94 squad became the first team to qualify for the postseason, earning a spot in the WNIT. It would start an impressive streak for the Green Wave as Tulane made the NCAA's every year from 1995-2003.



Year-By-Year Results

TULANE UNIVERSITY

J13	at VCU*	W, 76-65
J15	at Louisville*	L, 56-74
J18	at LSU	W, 57-50
J22	at Southern Miss*	W, 83-70
J27	Virginia Tech*	W, 72-62
J29	South Florida*	W, 74-58
F3	VCU*	L, 63-66
F5	Louisville*	W, 79-69
F10	at Charlotte*	W, 71-57
F12	at Virginia Tech*	L, 65-77
F17	at South Florida*	W, 73-67
F21	Louisiana-Lafayette	W, 84-33
F24	Charlotte*	W, 85-83 (ot)
M8	vs South Florida (5)	W, 67-62
M9	at Louisville (5)	L, 65-70 (ot)
M16	at Texas Tech (6)	L, 72-87

*denotes Metro Conference games
 (1) Coors-Rocky Mountain Invite, Colorado Springs, Colo.
 (2) Green Wave Classic, Fogelman Arena
 (3) Metro-SEC Challenge, Jackson, Miss.
 (4) Pontchartrain Center
 (5) Metro Conference Tournament, Louisville, Ky.
 (6) NCAA Midwest First Round, Lubbock, Texas

1995-96 (21-10)

Head Coach: Lisa Stockton

NCAA First Round

N26	Eastern Washington	W, 85-63
N29	Rice	W, 69-62
D2	at McNeese State	W, 77-73
D9	at Mississippi State	W, 71-63
D18	vs Xavier (OH) (1)	W, 71-63
D19	vs South Carolina (1)	L, 66-72
D20	vs Holy Cross (1)	W, 66-54
D28	LSU	L, 58-61
D30	vs Robert Morris (2)	W, 84-52
D31	at UNC Greensboro (2)	W, 71-69
J3	at Southern Methodist	W, 71-62
J5	Charlotte*	W, 75-70
J12	at South Florida*	W, 81-58
J14	at UAB*	L, 54-56
J16	vs New Orleans (3)	W, 67-65
J19	Saint Louis*	W, 82-49
J21	Cincinnati*	W, 73-64
J26	at Louisville*	W, 73-72 (ot)
J28	at Memphis*	L, 64-96
F1	at Southern Miss*	L, 82-84 (ot)
F6	Nicholls State	W, 62-43
F9	Marquette*	W, 63-51
F11	at DePaul*	L, 73-81
F13	at George Washington	L, 70-73
F16	UAB*	L, 61-69 (ot)
F18	South Florida*	W, 76-45
F21	Southern Miss*	W, 72-67 (ot)
F25	at Charlotte*	W, 64-53
M1	vs UAB (4)	W, 72-53
M2	vs DePaul (4)	L, 73-85
M15	at Colorado (5)	L, 75-83

*denotes Conference USA game
 (1) Northern Lights Invitational, Anchorage, Alaska
 (2) Marriott Classic, Greensboro, N.C.
 (3) Sugar Bowl Classic, Louisiana Superdome
 (4) Conference USA Tournament, Birmingham, Ala.
 (5) NCAA West Region First Round, Boulder, Colo.

1996-97 (27-5)

Head Coach: Lisa Stockton

Conference USA Champions

C-USA Tournament Champions

NCAA Second Round

N15	at Louisiana Tech (1)	L, 50-77
N25	vs New Orleans (2)	W, 91-77
N30	Mississippi	W, 69-54
D2	at South Alabama	W, 76-54
D6	Troy State	W, 95-77
D9	at Southwestern La.	W, 81-38
D21	vs Iowa State (3)	W, 68-61
D22	at Pepperdine (3)	W, 58-49
D28	UNC Greensboro (4)	W, 89-46
D29	Colorado State (4)	W, 105-72
J5	Memphis*	L, 73-86
J7	at Southern Miss*	W, 72-45
J10	at Charlotte*	W, 77-69
J14	at New Orleans	W, 68-65
J17	South Florida*	W, 87-48
J19	UAB*	W, 77-54
J24	at Saint Louis*	W, 75-53
J26	at Cincinnati*	W, 79-67
J28	at LSU	L, 74-75 (ot)
J31	Louisville*	W, 77-72
F5	at Houston*	W, 95-49
F9	Southern Miss*	W, 88-63



Tulane's 1996-97 team was the first squad in school history to record the hat trick of winning the Conference USA regular-season championship, claiming the C-USA Tournament title and earning a berth in the NCAA Tournament.

F14	Marquette*	W, 76-70
F16	DePaul*	W, 67-59
F18	at Nicholls State	W, 77-57
F21	at UAB*	W, 67-49
F23	at South Florida*	L, 70-81
M1	vs Saint Louis (5)	W, 75-57
M2	vs Louisville (5)	W, 76-74
M3	vs Marquette (5)	W, 76-53
M15	vs UC Santa Barbara (6)	W, 72-69
M17	vs George Washington (6)	L, 67-81

*denotes Conference USA game
 (1) Preseason Women's NIT
 (2) NOKIA Sugar Bowl Classic, Louisiana Superdome
 (3) Malibu Classic, Malibu, Calif.
 (4) Tulane/Doubletree Classic, Fogelman Arena
 (5) Conference USA Tournament, Chicago, Ill.
 (6) NCAA East Region First & Second Rounds, Wash., D.C.

1997-98 (21-7)

Head Coach: Lisa Stockton

NCAA First Round

N15	at Missouri-Kansas City	W, 75-47
N21	at Mississippi	W, 68-55
N25	SMU	L, 58-68
N29	LSU	W, 65-54
D1	South Alabama	W, 101-38
D6	vs Colorado (1)	W, 63-62
D7	at Fairfield (1)	W, 63-36
D21	Southern Miss*	L, 70-71
D27	Appalachian State (2)	W, 81-41
D28	Holy Cross (2)	W, 78-67
J2	Houston*	W, 86-65
J4	South Florida*	W, 70-39
J9	at UAB*	W, 63-44
J11	at Memphis*	L, 77-90
J17	DePaul*	W, 91-81
J20	at Marquette*	L, 58-77
J23	Saint Louis*	W, 85-44
J25	Charlotte*	W, 93-55
J27	New Orleans	W, 88-64
J31	at Louisville*	L, 66-81
F2	at Cincinnati*	W, 82-78 (ot)
F6	Memphis*	W, 89-67
F8	UAB*	W, 69-38
F14	at Houston*	W, 73-45
F16	at South Florida*	W, 55-52
F21	at Southern Miss*	W, 62-34
F28	vs Cincinnati (3)	L, 62-77
M13	vs Kansas (4)	L, 68-72

*denotes Conference USA game
 (1) Women's Classic, Fairfield, Conn.
 (2) Tulane/Doubletree Invitational, Fogelman Arena
 (3) Conference USA Tournament, Louisville, Ky.
 (4) NCAA West Region First Round, Iowa City, Iowa

1998-99 (24-6)

Head Coach: Lisa Stockton

Conference USA Champions

C-USA Tournament Champions

NCAA First Round

N14	at LSU	L, 54-81
N22	Miami	W, 63-56
N28	at VCU	W, 52-51
N30	at Richmond	W, 77-72
D5	at SMU	W, 81-80
D8	Texas A&M	W, 66-61
D13	vs Auburn	W, 64-53
D22	at Southern Miss*	W, 75-52
D28	Furman (1)	W, 92-56
D29	Maine (1)	W, 85-76
J1	at South Florida*	L, 67-70
J3	at Houston*	W, 82-62
J8	Memphis*	W, 98-51
J10	UAB*	W, 80-74
J14	Marquette*	W, 86-73
J16	vs New Orleans	W, 71-51
J18	at DePaul*	W, 81-72
J22	at Charlotte*	W, 70-52
J24	at Saint Louis*	W, 73-52
J29	Louisville*	L, 58-63
J31	Cincinnati*	L, 51-70
F4	at UAB*	L, 68-70
F6	at Memphis*	W, 72-63
F12	Houston*	W, 85-62
F14	South Florida*	W, 99-60
F20	Southern Miss*	W, 85-64
F27	vs Charlotte (2)	W, 69-60
F28	vs Louisville (2)	W, 87-74
M1	vs Cincinnati (2)	W, 58-44
M13	vs Saint Joseph's (3)	L, 72-83

*denotes Conference USA game
 (1) Tulane/Doubletree Classic, Fogelman Arena
 (2) C-USA Tournament, Fogelman Arena
 (3) NCAA East Region First Round, Durham, N.C.

1999-2000 (27-5)

Head Coach: Lisa Stockton

C-USA Tournament Champions

NCAA Second Round

N19	at Siena	W, 97-92 (ot)
N26	UNC Asheville	W, 96-32
N28	at Miami	W, 75-66
D2	Alabama	W, 81-69
D4	Georgetown	W, 72-62
D8	at Texas A&M	W, 91-74
D13	SMU	W, 81-69
D21	vs Nicholls State (1)	W, 81-51
D27	Providence (2)	W, 81-57
D28	West Virginia (2)	W, 104-75
D31	LSU	W, 76-72
J3	Southern Miss*	W, 91-77
J7	UAB*	W, 74-73
J9	Memphis*	W, 83-67
J14	at Cincinnati*	L, 59-70
J16	at Louisville*	L, 72-75

J21	at Houston*	W, 92-74
J23	at South Florida*	W, 84-78
J28	Saint Louis*	W, 91-64
J30	at Charlotte*	W, 78-68
F3	DePaul*	W, 86-76
F5	Marquette*	L, 62-81
F10	Houston*	W, 83-53
F12	South Florida*	W, 87-66
F17	at UAB*	W, 73-69
F19	at Memphis*	W, 87-67
F27	at Southern Miss*	L, 72-78
M4	vs Cincinnati (3)	W, 91-78
M5	vs Charlotte (3)	W, 79-75
M6	vs UAB (3)	W, 73-70
M18	vs Vermont (4)	W, 65-60
M20	at Texas Tech (4)	L, 59-76

*denotes Conference USA game
 (1) at Houma Civic Center
 (2) Tulane/Doubletree Classic, Fogelman Arena
 (3) Conference USA Tournament, Louisville, Ky.
 (4) NCAA Midwest Regional, Lubbock, Texas

2000-01 (22-10)

Head Coach: Lisa Stockton

C-USA Tournament Champions

NCAA First Round

N10	Grambling (1)	W, 92-64
N12	at Texas (1)	L, 47-71
N17	Nicholls State	W, 73-54
N19	vs New Orleans (2)	W, 100-67
N22	at Alabama	L, 63-64
D2	at Georgetown	L, 64-69
D4	Missouri State	L, 61-67
D6	at SMU	W, 75-66
D10	at LSU	L, 61-68
D21	Boston University	W, 110-66
D27	William & Mary (3)	W, 69-51
D28	Hartford (3)	W, 75-45
J2	at Southern Miss*	W, 72-65
J5	at Saint Louis*	W, 52-51
J7	Charlotte*	W, 78-64
J12	South Florida*	W, 67-38
J14	Houston*	L, 80-90 (ot)
J19	at Memphis*	W, 67-58
J21	at UAB*	W, 74-67
J26	Louisville*	L, 60-64
J28	Cincinnati*	W, 83-74
F2	at Marquette*	W, 78-66
F4	at DePaul*	L, 62-72
F9	at South Florida*	W, 70-52
F11	at Houston*	W, 75-59
F16	Memphis*	L, 61-76
F18	UAB*	W, 71-62 (ot)
F22	Southern Miss*	W, 84-45
M3	at Marquette (4)	W, 59-58
M4	vs Houston (4)	W, 78-74
M5	vs Cincinnati (4)	W, 63-50
M16	vs Florida State (5)	L, 70-72

*denotes Conference USA game
 (1) Preseason Women's NIT
 (2) Alario Center, Westwego, La.
 (3) Tulane/Doubletree Classic, Fogelman Arena
 (4) Conference USA Tournament, Milwaukee, Wis.
 (5) NCAA Midwest Region First Round, Ames, Iowa

2001-02 (24-11)

Head Coach: Lisa Stockton

NCAA Second Round

N16	High Point	W, 86-62
N23	vs UPR-Mayaguez (1)	W, 109-39
N24	vs Hampton (1)	W, 82-75
N25	vs Nebraska (1)	W, 84-78
N29	Purdue (2)	L, 52-64
D1	McNeese State (3)	W, 90-34
D2	Florida (3)	W, 57-51
D5	at Missouri State	W, 49-46
D8	Penn	W, 82-64
D11	Nicholls State	W, 71-48
D21	at Drake	L, 58-67
D28	Buffalo (4)	W, 76-29
D29	Virginia (4)	W, 74-63
J2	at Boston University	W, 78-63
J5	Southern Miss*	W, 69-68
J7	at New Orleans	L, 69-76
J11	at Memphis*	W, 77-59
J13	at Saint Louis*	L, 56-57
J18	UAB*	W, 60-58
J20	South Florida*	L, 64-69
J25	at DePaul*	L, 69-77
J27	at Marquette*	L, 44-65
F1	Cincinnati*	L, 50-76
F3	Louisville*	W, 70-54

Year-By-Year Results



F8	at Houston*	L, 74-85
F10	at TCU*	W, 63-59 (ot)
F16	at Southern Miss*	W, 70-55
F22	Charlotte*	W, 65-57
F24	East Carolina*	W, 68-51
M1	vs UAB (5)	W, 63-52
M2	at DePaul (5)	W, 88-83
M3	vs TCU (5)	W, 80-76 (ot)
M4	vs Cincinnati (5) [ESPN2]	L, 56-68
M16	vs Colorado State (6)	W, 73-69
M20	at Stanford (6) [ESPN]	L 55-77

*denotes Conference USA game

(1) San Juan Shootout, San Juan, Puerto Rico
(2) New Orleans Arena
(3) Tulane Invitational, Fogelman Arena
(4) Tulane/Doubletree Classic, Fogelman Arena
(5) Conference USA Tournament, Chicago, Ill.
(6) NCAA West Region 1st & 2nd Rounds, Palo Alto, Calif.

2002-03 (19-10)

Head Coach: Lisa Stockton

NCAA First Round

N22	at James Madison	W, 58-46
N29	at Oregon State	L, 51-56
D1	at Portland	W, 86-56
D5	Alabama State	W, 70-57
D7	No. 13 Louisiana Tech (1)	L, 53-68
D9	Drake	W, 74-61
D19	Southeastern Louisiana	W, 86-43
D22	at Arkansas State	W, 69-64
D28	UNC Greensboro (2)	W, 63-43
D29	Boston College (2)	W, 69-50
J2	at Purdue	L, 66-76
J5	at Auburn	L, 64-75 (ot)
J11	Southern Miss*	W, 64-42
J13	New Orleans	W, 81-59
J17	Saint Louis*	W, 58-50
J19	Memphis*	W, 70-46
J24	at Southern Miss*	W, 67-54
J31	at Louisville*	L, 70-77
F2	at Cincinnati*	W, 62-53
F7	Marquette*	L, 47-59
F9	DePaul*	L, 50-69
F14	at South Florida*	W, 87-55
F16	at UAB*	W, 78-51
F21	Houston*	W, 65-62
F23	TCU*	W, 74-65
F28	at East Carolina*	W, 85-64
M2	at Charlotte*	L, 80-86
M7	vs TCU (3)	L, 65-78
M22	vs Minnesota (4)	L, 48-68

*denotes Conference USA game

(1) New Orleans Arena
(2) Tulane/Doubletree Classic, Fogelman Arena
(3) Conference USA Tournament, Memphis, Tenn.
(4) NCAA West Region First Round, Palo Alto, Calif.

2003-04 (10-18)

Head Coach: Lisa Stockton

N21	at Louisiana-Monroe	L, 67-70
N25	Oregon State	W, 73-58
N29	George Mason	L, 60-61
D2	at Louisiana Tech	L, 37-96
D6	vs Wichita State (1)	W, 62-59
D7	at Cal (1)	L, 61-66
D18	James Madison	W, 66-64
D20	Nicholls State	W, 77-55
D27	Marist (2)	L, 46-60
D28	Yale (2)	W, 74-62
D30	LSU (3)	L, 42-65
J5	at Texas A&M Corpus Christi	W, 57-53
J8	Arkansas State	W, 59-56
J10	at Southern Miss*	L, 51-68
J16	East Carolina*	L, 58-65
J18	Charlotte*	L, 61-72
J23	at Marquette*	L, 55-69
J25	at DePaul*	L, 60-99
J31	Memphis*	L, 64-76
F2	Saint Louis*	W, 78-64
F6	at TCU*	L, 44-76
F8	at Houston*	L, 78-83 (3ot)
F13	Louisville*	L, 47-48
F15	Cincinnati*	W, 61-50
F20	at UAB*	L, 74-80
F22	at South Florida*	L, 60-77
F27	Southern Miss*	W, 65-51
M4	vs Marquette (3)	L, 44-61

*denotes Conference USA game

(1) Oakland Tribune Classic, Berkeley, Calif.
(2) Tulane/Doubletree Classic, Fogelman Arena
(3) Conference USA Tournament, Fort Worth, Texas

2004-05 (11-16)

Head Coach: Lisa Stockton

N19	at Howard	L, 59-67
N21	at George Mason	W, 62-56
N23	Jacksonville State	W, 54-51
N26	vs Texas A&M (1)	L, 64-79
N27	at Texas State (1)	W, 74-71
D1	Louisiana-Monroe	W, 66-57
D5	Auburn	L, 37-54
D7	Texas A&M Corpus Christi	L, 57-75
D19	Nicholls State	W, 73-68
D21	Portland	W, 68-57
D28	Stephen F. Austin (2)	W, 79-72
D29	Pepperdine (2)	W, 62-40
J2	at LSU	L, 45-79
J7	Houston*	L, 54-55
J9	TCU*	L, 66-78
J14	at Memphis*	L, 53-56
J16	at Saint Louis*	L, 71-80
J21	DePaul*	L, 50-80
J23	Marquette*	W, 74-54
J28	at Charlotte*	L, 38-62
J30	at East Carolina*	W, 64-62
F5	at Southern Miss*	L, 73-80
F11	South Florida*	L, 61-65
F13	UAB*	L, 41-55
F18	at Cincinnati*	L, 41-55
F20	at Louisville*	L, 51-70
F26	Southern Miss*	W, 79-49

*denotes Conference USA games

(1) CenturyTel Bobcat Classic, San Marcos, Texas
(2) Tulane/Doubletree Classic, Fogelman Arena

2005-06 (15-12)

Head Coach: Lisa Stockton

N18	Howard (1)	W, 84-79
N25	at UTEP*	W, 68-63
D3	vs Chicago State (2)	L, 64-65
D4	Lehigh (2)	W, 65-63
D18	Central Conn. State	W, 72-60
D20	at LSU	L, 60-89
D28	Samford (3)	L, 55-64
D29	Toledo (3)	W, 77-67 (ot)
J2	Miami (Ohio)	W, 88-72
J6	SMU*	L, 66-78
J8	Tulsa*	L, 63-70
J13	at UCF*	L, 52-60
J15	at Southern Miss*	L, 60-75
J21	at Southeastern Louisiana	W, 69-62
J22	Memphis*	W, 74-58
J27	at Houston*	W, 61-54
J29	at Rice*	L, 69-82
F4	UTEP*	L, 58-59
F6	at UAB*	W, 86-84
F10	Houston*	W, 65-54
F12	Rice*	L, 56-68
F17	Marshall*	W, 58-40
F19	East Carolina*	W, 81-78
F24	at Tulsa*	L, 63-74
F26	at SMU*	W, 71-58
M2	vs UCF (4)	W, 69-52
M3	vs SMU (4)	L, 84-86

*denotes Conference USA games

(1) Lubbock Christian University, Lubbock, Texas
(2) Fiesta Bowl Classic, Tucson, Ariz.
(3) Tulane/Doubletree Classic, Fogelman Arena
(4) Conference USA Tournament, Dallas, Texas

2006-07 (26-7)

Head Coach: Lisa Stockton

Conference USA Champions

WNIT Second Round

N10	Stephen F. Austin	W, 75-52
N17	Rhode Island	W, 76-70
N19	LSU	L, 39-59
N21	Loyola	W, 94-50
N24	vs Villanova (1)	W, 72-60
N25	at Florida International (1)	W, 69-64
N29	at Texas Tech	L, 50-77
D3	at Miami (Ohio)	W, 82-67
D9	Alabama	W, 83-68
D20	Lamar	W, 83-70
D22	at Winthrop	W, 58-53
D29	Fordham (2)	W, 78-44
D30	Texas-Arlington (2)	W, 68-65
J2	at UTEP*	L, 76-80
J5	Houston*	W, 83-61
J7	Rice*	L, 52-61
J12	at Tulsa*	W, 75-62
J14	at SMU*	W, 63-58



The 2006-07 Green Wave squad was the first to win the Conference USA regular-season title outright and advanced to the WNIT for the second time in school history and finishing the year with a 26-7 record.

J20	UTEP*	W, 81-56
J26	Southern Miss*	W, 66-50
J28	UCF*	W, 85-47
F1	at Houston*	W, 71-56
F3	at Rice*	W, 71-68
F7	at Memphis*	W, 77-61
F10	UAB*	W, 66-48
F15	at Marshall*	W, 67-64
F17	at East Carolina*	L, 68-76
F22	SMU*	W, 78-72
F24	Tulsa*	W, 78-70
M2	vs Houston (3)	W, 62-55
M3	vs Rice (3)	L, 52-64
M14	Jackson State (4)	W, 76-43
M18	at Mississippi State (5)	L, 73-79

*denotes Conference USA games

(1) FIU Thanksgiving Classic, Miami, Fla.
(2) Tulane/Doubletree Classic, Fogelman Arena
(3) Conference USA Tournament, Tulsa, Okla.
(4) WNIT First Round, Fogelman Arena
(5) WNIT Second Round, Starkville, Miss.

2007-08 (16-14)

Head Coach: Lisa Stockton

N10	at Alabama	W, 64-56
N13	Georgia Tech	L, 61-66
N16	at Stephen F. Austin	W, 56-45
N18	Winthrop	W, 63-52
N21	vs Kansas State (1)	W, 60-57
N22	vs Northern Illinois (1)	W, 70-57
N27	at Louisiana-Lafayette	W, 89-61
D2	No. 7 LSU	L, 36-52
D5	at Rhode Island	W, 74-65
D20	Robert Morris (2)	L, 71-82
D21	Texas-San Antonio	W, 76-42
D29	Louisiana-Monroe	W, 77-72
J2	Nicholls State (3)	W, 69-47
J4	at Rice* (4)	W, 61-38
J6	at Houston*	L, 64-74
J12	UTEP*	L, 66-81
J18	Memphis*	L, 66-74
J20	UAB*	L, 56-67
J26	at UTEP*	L, 44-60
J31	at Tulsa*	L, 56-64
F2	at SMU*	L, 69-81
F7	at East Carolina*	W, 70-65
F10	Marshall*	W, 61-56
F14	Rice*	L, 73-78
F16	Houston*	W, 73-69
F22	at UCF*	L, 71-77
F24	at Southern Miss*	L, 67-72
F28	Tulsa*	W, 80-60
M1	SMU*	W, 71-68
M3	vs Marshall (5)	L, 58-65

*denotes Conference USA games

(1) Cancun Caribbean Challenge, Cancun, Mexico
(2) Tulane/Doubletree Classic
(3) New Orleans Arena
(4) Houston Baptist, Houston, Texas
(5) Conference USA Tournament, Orlando, Fla.

2008-09 (18-14)

Head Coach: Lisa Stockton

N14	Illinois State (1)	W, 75-62
N16	at Arizona State (2)	L, 53-86
N20	at VCU (3)	L, 49-65
N24	at LSU	L, 47-63
N26	Louisiana-Lafayette	W, 80-65
N29	at Louisiana-Monroe	W, 62-60
D5	vs Jackson State (4)	W, 74-48
D6	Indiana State (5)	W, 66-55
D17	at Nicholls State	W, 108-66
D20	Alabama State (6)	W, 80-48
D21	Providence (6)	W, 68-46
D28	Temple	L, 71-75 (ot)
D30	South Florida	L, 66-80
J2	at UTEP*	W, 57-48
J4	at Georgia Tech	L, 52-69
J9	Houston*	L, 56-58
J11	Rice*	W, 91-63
J18	UTEP*	L, 60-73
J22	SMU*	L, 56-59
J24	Tulsa*	W, 78-41
J29	at UAB*	L, 49-51
J31	at Memphis*	W, 59-44
F5	at Marshall*	W, 58-45
F9	East Carolina*	W, 72-69
F12	at Houston*	L, 53-60
F14	at Rice*	L, 54-62
F19	Southern Miss*	W, 77-60
F21	UCF*	W, 73-64
F26	at SMU*	L, 49-61
F28	at Tulsa*	W, 64-56
M5	Tulsa (7)	W, 49-44
M6	Southern Miss (7)	L, 55-72

*denotes Conference USA games

(1) Preseason WNIT First Round, Fogelman Arena
(2) Preseason WNIT Second Round, Tempe, Ariz.
(3) Preseason WNIT Consolation Round, Richmond, Va.
(4) Big Easy Classic, Lakefront Arena
(5) Big Easy Classic, Fogelman Arena
(6) Tulane/Doubletree Classic, Fogelman Arena
(7) Conference USA Tournament, Fogelman Arena



Year-By-Year Results/WNBA Players



Tulane's 2009-10 team went 26-7, won both the Conference USA regular-season and tournament titles, and earned a spot in the NCAA Tournament.

2009-10 (26-7)

Head Coach: Lisa Stockton

Conference USA Champions

C-USA Tournament Champions

NCAA First Round

N13	Louisiana-Monroe.....	W, 86-52
N20	vs Liberty (1).....	L, 52-63
N21	vs Loyola-Md. (1).....	W, 58-43
N25	No. 7 LSU.....	L, 65-73 (ot)
D1	at South Alabama.....	W, 73-71
D4	Prairie View A&M (2).....	W, 67-63
D5	vs Longwood (3).....	W, 73-58

D17	at South Florida.....	W, 76-72
D20	Stephen F. Austin.....	W, 84-51
D22	McNeese State.....	W, 75-45
D28	Long Island (4).....	W, 82-59
D29	Texas Tech (4).....	W, 67-49
J4	at Southeastern Louisiana.....	W, 81-45
J8	Houston*.....	L, 68-70
J10	Rice*.....	W, 82-60
J15	at Tulsa*.....	W, 58-55
J17	at SMU*.....	L, 59-70
J23	Southern Miss*.....	W, 80-63
J28	UTEP*.....	W, 57-47
J31	at UCF*.....	W, 72-70

F5	Tulsa*.....	L, 67-80
F7	SMU*.....	W, 78-59
F11	at Marshall*.....	W, 64-54
F13	at East Carolina*.....	W, 56-51
F18	Memphis*.....	W, 86-61
F20	UAB*.....	W, 64-56
F25	at Rice*.....	W, 81-69 (ot)
F27	at Houston*.....	L, 62-74
M3	at UTEP*.....	W, 66-64
M9	vs UCF (5).....	W, 63-62
M10	vs East Carolina (5).....	W, 73-64
M12	vs UAB (5).....	W, 62-54
M20	vs Georgia (6).....	L, 59-64

* denotes Conference USA games

(1) Navy Classic, Annapolis, Md.

(2) Big Easy Classic, Fogelman Arena

(3) Big Easy Classic, Lakeland Arena

(4) Tulane/DoubleTree Classic

(5) Conference USA Tournament, Tulsa, Okla.

(6) NCAA Sacramento Regional 1st & 2nd Round, Tempe, Ariz.

2010-11 (23-11)

Head Coach: Lisa Stockton

WNIT Second Round

N13	South Alabama.....	W, 72-63
N16	Mississippi State.....	W, 62-42
N20	at Stephen F. Austin.....	W, 83-65
N23	at LSU.....	W, 54-52
N27	vs Portland State (1).....	L, 76-83
N28	vs Cal State Fullerton (1).....	W, 80-62
D3	Saint Joseph's (2).....	W, 67-58
D5	Detroit (2).....	W, 63-55

D17	Louisiana Tech.....	L, 72-78
D20	at Louisiana-Monroe.....	W, 78-67
D29	Nicholls State (3).....	W, 84-65
D30	Old Dominion (3).....	W, 62-59
J3	Southeastern Louisiana.....	W, 85-57
J6	SMU*.....	W, 62-58
J9	at UAB*.....	W, 81-53
J13	East Carolina*.....	W, 71-61
J16	at Marshall*.....	W, 68-38
J20	Southern Miss*.....	L, 81-86 (ot)
J23	at Tulsa*.....	W, 80-66
J27	Rice*.....	L, 70-74 (ot)
J30	UTEP*.....	W, 69-63
F3	at SMU*.....	L, 73-77
F6	Houston*.....	L, 85-70
F13	at UTEP*.....	L, 61-65
F17	at UCF*.....	L, 69-73 (ot)
F20	Memphis*.....	W, 75-63
F24	at Rice*.....	W, 82-77
F27	Tulsa*.....	W, 73-62
M5	at Houston*.....	L, 84-90 (ot)
M10	vs East Carolina (4).....	W, 83-72
M11	vs Houston (4).....	W, 70-60
M12	vs UCF (4).....	L, 73-85
M17	Southern (5).....	W, 61-31
M21	at Oral Roberts (5).....	L, 86-92

* denotes Conference USA games

(1) Colliers International Classic, Berkeley, Calif

(2) Big Easy Classic, Fogelman Arena

(3) Tulane/DoubleTree Classic

(4) Conference USA Tournament, El Paso, Texas

(5) WNIT

Tulane In The WNBA

-- Jannel Burse --



Drafted in the second-round of the 2001 Draft by the Minnesota Lynx, Jannel Burse played eight seasons in the WNBA and finished with career averages of 6.8 points and 4.1 rebounds per contest. Her best season came in 2006 with the Seattle Storm when she averaged 11.1 points and 6.6 rebounds per game. Burse scored a career-high 27 points against Charlotte on July 29, 2005, and pulled down a career-best 19 rebounds vs. Phoenix on May 23, 2007. Burse helped lead her team to the playoffs five times, including a WNBA title with the Storm in 2004.

Year	Team	GP	FG-Att	3-Att	FT-Att	OR-DR	Ast	Stl	Blk	Pts
2001	Minnesota	20	16-48	0-1	15-20	23-19	5	2	15	47
2002	Minnesota	31	31-83	0-1	21-36	29-31	7	7	13	83
2003	Minnesota	29	76-155	0-2	54-70	40-68	19	13	28	206
2004	Seattle	29	51-119	0-0	39-67	51-45	19	23	36	141
2005	Seattle	34	127-243	0-0	86-123	81-118	23	19	40	340
2006	Seattle	27	113-221	1-1	73-109	63-115	22	17	25	300
2007	Seattle	29	93-209	0-1	70-101	67-87	22	13	28	256
2009	Seattle	34	74-145	0-0	59-80	31-76	10	21	31	207
TOTALS		233	581-1223	1-6	417-606	385-559	127	115	216	1580

-- Grace Daley --



The highest-drafted player in Tulane women's basketball history, Grace Daley was selected by the Minnesota Lynx with the third overall pick in the 2000 WNBA Draft. Shw spent four seasons in the league – one each with the Lynx, New York Liberty, Houston Comets and Phoenix Mercury – and finished with career averages of 3.7 points and 1.5 rebounds per game. Her best season came as a rookie in Minnesota in 2000 when she scored 173 points, pulled down 72 rebounds and handed out 57 assists.

Year	Team	GP	FG-Att	3-Att	FT-Att	OR-DR	Ast	Stl	Blk	Pts
2000	Minnesota	30	57-147	17-56	42-65	32-40	57	12	0	173
2001	New York	15	10-21	0-5	5-9	3-5	10	8	1	25
2002	Houston	23	16-37	2-8	29-47	13-10	16	3	1	63
2003	Phoenix	3	1-5	0-2	0-0	1-1	3	0	1	2
TOTALS		71	84-210	19-71	76-121	49-56	86	23	3	263

-- Barbara Farris --



A second-round pick of the Detroit Shock in the 2000 Draft, Barbara Farris played 10 WNBA seasons where she averaged 3.9 points and 3.0 rebounds per game. She helped her teams advance to the playoffs five times, including a WNBA Championship with Detroit in 2003. After playing her first six pro seasons with the Shock, Farris played with the New York Liberty from 2006-07 and with the Phoenix Mercury in 2008 before returning to Detroit in 2009. Her best season came in New York in 2006 when she averaged 7.7 points, 5.2 rebounds and 1.5 assists per game

Year	Team	GP	FG-Att	3-Att	FT-Att	OR-DR	Ast	Stl	Blk	Pts
2000	Detroit	14	15-30	0-1	15-27	16-16	2	6	1	45
2001	Detroit	31	46-98	0-0	37-58	41-68	16	7	5	129
2002	Detroit	32	49-117	0-1	45-61	29-65	16	12	9	143
2003	Detroit	34	43-99	0-0	41-63	29-53	23	10	4	127
2004	Detroit	26	41-80	0-0	36-54	28-33	7	8	2	118
2005	Detroit	34	25-73	0-0	33-54	31-53	19	8	1	83
2006	New York	34	95-221	0-3	71-98	56-122	51	21	5	261
2007	New York	28	20-58	0-0	13-16	16-27	13	6	1	53
2008	Phoenix	34	44-93	0-0	30-43	38-92	8	20	4	118
2009	Detroit	13	2-9	0-0	13-16	3-15	5	5	0	17
TOTAL		280	380-878	0-5	334-490	287-544	160	103	32	1094

-- Teana McKiver --



A free-agent signee in 2003, Teana McKiver spent one season with the Charlotte Sting when she averaged 3.4 points and 2.9 rebounds per game and helped lead the squad to the playoffs. McKiver posted season highs of 15 points at Detroit on May 31 and nine rebounds vs Connecticut on June 28.

Year	Team	GP	FG-Att	3-Att	FT-Att	OR-DR	Ast	Stl	Blk	Pts
2003	Charlotte	31	41-78	0-1	23-31	37-54	6	14	24	105

-- Gwen Slaughter --



Gwen Slaughter signed as a free agent with the Minnesota Lynx for the 2004 season and played in three games in her lone year in the WNBA. Slaughter scored her lone points on a pair of free throws and added a blocked shot at Seattle on May 20. Her lone pro rebound came at Sacramento on May 22.

Year	Team	GP	FG-Att	3-Att	FT-Att	OR-DR	Ast	Stl	Blk	Pts
2004	Minnesota	3	0-1	0-0	2-2	0-1	0	0	1	2

Series Results

ALABAMA • 3-7

12/10/1982.....	1	L	58-66
01/4/1989.....	A	L	64-80
01/22/1989.....	H	L	67-69
01/03/1990.....	H	L	63-71
11/22/1991.....	H	L	58-61
01/26/1993.....	A	L	74-90
12/02/1999.....	H	W	81-69
11/22/2000.....	A	L	63-64
12/09/2006.....	H	W	83-68
11/10/2007.....	A	W	64-56

(1) Ruston, La.

ALABAMA-BIRMINGHAM (UAB) • 21-9

01/29/1980.....	H	L	69-72
11/30/1984.....	A	L	82-85
01/18/1988.....	H	W	87-61
12/09/1988.....	A	W	59-43
01/14/1996.....	A	L	54-56
02/16/1996.....	H	L	61-69 (ot)
03/01/1996.....	A/1	W	72-53
01/19/1997.....	H	W	77-54
02/21/1997.....	A	W	67-49
01/09/1998.....	A	W	63-44
02/08/1998.....	H	W	69-38
01/10/1999.....	H	W	80-74
02/04/1999.....	A	L	68-70
01/07/2000.....	H	W	74-73
02/17/2000.....	A	W	73-69
03/06/2000.....	2	W	73-70
01/21/2001.....	A	W	74-67
02/18/2001.....	H	W	71-62 (ot)
01/18/2002.....	H	W	60-58
03/01/2002.....	3	W	63-52
02/16/2003.....	A	W	78-51
02/20/2004.....	A	L	74-80
02/13/2005.....	H	L	41-55
02/06/2006.....	A	W	86-84
02/10/2007.....	H	W	66-48
01/20/2008.....	H	L	56-67
01/29/2009.....	A	L	49-51
02/20/2010.....	H	W	64-56
03/12/2010.....	4	W	62-54
01/09/2011.....	A	W	81-53

(1) Conference USA Tournament, Birmingham, Ala.

(2) Conference USA Tournament, Louisville, Ky.

(3) Conference USA Tournament, Chicago, Ill.

(4) Conference USA Tournament, Tulsa, Okla.

ALABAMA STATE • 2-0

12/05/2002.....	H	W	70-57
11/16/2008.....	H/1	W	80-48

(1) Tulane/DoubleTree Classic, Fogelman Arena

ALCORN STATE • 2-0

01/14/1987.....	H	W	81-60
02/25/1987.....	A	W	78-74

ARIZONA STATE • 0-2

12/07/1986.....	H	L	68-83
11/16/2008.....	A/1	L	53-86

(1) Preseason WNIT Second Round, Tempe, Ariz.

ARKANSAS • 0-3

01/11/1980.....	H	L	65-66
01/19/1994.....	A	L	59-71
12/28/1994.....	H/1	L	79-83

(1) Pontchartrain Center

ARKANSAS-LITTLE ROCK • 1-0

01/30/1988.....	H	W	73-55
-----------------	---	---	-------

ARKANSAS-PINE BLUFF • 1-0

11/28/1987.....	1	W	78-54
-----------------	---	---	-------

(1) Baton Rouge, La.

ARKANSAS STATE • 2-1

03/25/1994.....	1	L	66-72
12/22/2002.....	A	W	69-64
01/08/2004.....	H	W	59-56

(1) NWIT, Amarillo, Texas

APPALACHIAN STATE • 1-0

12/27/1997.....	H/1	W	81-41
-----------------	-----	---	-------

(1) Tulane/Doubletree Invitational, Fogelman Arena

AUBURN • 1-2

12/13/1998.....	H	W	64-53
01/05/2003.....	A	L	64-75 (ot)
12/05/2004.....	H	L	37-54

BALL STATE • 1-0

12/03/1990.....	H	W	68-63
-----------------	---	---	-------

BELHAVEN COLLEGE • 2-2

02/11/1977.....	H	L	61-72
02/4/1978.....	H	L	48-56
02/17/1979.....	H	W	75-63
02/13/1981.....	H	W	89-76

BOISE STATE • 1-0

12/05/1992.....	1	W	79-76
-----------------	---	---	-------

(1) Disneyland Freedom Bowl Classic, Irvine, Calif.

BOSTON COLLEGE • 1-0

12/29/2002.....	H/1	W	69-50
-----------------	-----	---	-------

(1) Tulane/Doubletree Classic, Fogelman Arena

BOSTON UNIVERSITY • 2-0

12/21/2000.....	H	W	110-66
01/02/2002.....	A	W	78-63

BRIGHAM YOUNG (BYU) • 1-0

12/10/1981.....	H	W	69-61
-----------------	---	---	-------

BUFFALO • 1-0

12/28/2001.....	H/1	W	76-29
-----------------	-----	---	-------

(1) Tulane/Doubletree Classic, Fogelman Arena

CALIFORNIA • 0-1

12/07/2003.....	A/1	L	61-66
-----------------	-----	---	-------

(1) Oakland Tribune Classic, Berkeley, Calif.

CALIFORNIA-IRVINE • 1-0

12/04/1992.....	1	W	64-48
-----------------	---	---	-------

(1) Disneyland Freedom Bowl Classic, Irvine, Calif.

CALIFORNIA-SANTA BARBARA • 1-0

03/15/1997.....	1	W	72-69
-----------------	---	---	-------

(1) NCAA East Region 1st & 2d Rounds, Wash., D.C.

CALIFORNIA STATE FULLERTON • 1-0

11/29/2010.....	1	W	80-62
-----------------	---	---	-------

(1) Colliers International Classic, Berkeley, Calif.

CENTRAL CONNECTICUT STATE • 1-0

12/18/2005.....	H	W	72-60
-----------------	---	---	-------

CENTRAL FLORIDA (UCF) • 6-6

01/21/1985.....	H	L	70-75 (ot)
02/08/1985.....	A	L	61-63
01/18/1987.....	H	W	117-91
01/13/2006.....	A	L	52-60
03/02/2006.....	1	W	69-52
01/28/2007.....	H	W	85-47
02/22/2008.....	A	L	71-77
02/21/2009.....	H	W	73-64
01/31/2010.....	A	W	72-70
03/09/2010.....	2	W	63-62
02/17/2011.....	A	L	69-73 (ot)
03/12/2011.....	3	L	73-85

(1) Conference USA Tournament, Dallas, Texas

(2) Conference USA Tournament, Tulsa, Okla.

(3) Conference USA Tournament, El Paso, Texas

CHARLOTTE • 14-8

01/27/1992.....	A	L	41-63
02/17/1992.....	H	L	50-75
01/18/1993.....	A	L	48-77
02/13/1993.....	H	W	62-58
03/10/1993.....	1	L	44-69
01/17/1994.....	H	W	75-61
02/28/1994.....	A	L	62-67
02/10/1995.....	A	W	71-57
02/24/1995.....	H	W	85-83 (ot)
01/05/1996.....	H	W	75-70
02/25/1996.....	A	W	64-53
01/10/1997.....	A	W	77-69
01/25/1998.....	H	W	93-55
01/22/1999.....	A	W	70-52
02/27/1999.....	H/2	W	69-60
01/30/2000.....	A	W	78-68
03/05/2000.....	3	W	79-75
01/07/2001.....	H	W	78-64
02/22/2002.....	H	W	65-57
03/02/2003.....	A	L	80-86
01/18/2004.....	H	L	61-72
01/28/2005.....	A	L	38-62

(1) Metro Conference Tournament, Louisville, Ky.

(2) C-USA Tournament, Fogelman Arena

(3) Conference USA Tournament, Louisville, Ky.

CHICAGO STATE • 0-1

12/03/2005.....	1	L	64-65
-----------------	---	---	-------

(1) Fiesta Bowl Classic, Tucson, Ariz.

CINCINNATI • 11-15

12/17/1979.....	1	W	65-56
02/07/1981.....	H/2	L	73-90
01/30/1982.....	A	L	59-81
03/06/1983.....	1	L	58-82
01/09/1984.....	A	L	58-85
01/05/1985.....	H	L	67-80 (ot)
01/04/1986.....	A	L	68-87
01/30/1990.....	H	L	52-56
02/17/1990.....	A	L	53-61
01/07/1991.....	A	L	64-72
02/04/1991.....	H	W	79-59
01/21/1996.....	H	W	73-64
01/26/1997.....	A	W	79-67

02/02/1998.....	A	W	82-78 (ot)
02/28/1998.....	3	L	62-77
01/31/1999.....	H	L	51-70
03/01/1999.....	H/4	W	58-44
01/14/2000.....	A	L	59-70
03/04/2000.....	3	W	91-78
01/28/2001.....	H	W	83-74
03/05/2001.....	5	W	63-50
02/01/2002.....	H	L	50-76
03/04/2002.....	6	L	56-68
02/02/2003.....	A	W	62-53
02/15/2004.....	H	W	61-50
02/18/2005.....	A	L	41-55

(1) Metro Conference Tourm., Louisville, Ky.

(2) Metro Conference Tournament, at Tulane

(3) Conference USA Tournament, Louisville, Ky.

(4) C-USA Tournament, Fogelman Arena

(5) Conference USA Tournament, Milwaukee, Wis.

(6) Conference USA Tournament, Chicago, Ill.

COLBY COLLEGE • 1-0

01/01/1984.....	1	W	66-63
-----------------	---	---	-------

(1) Rollins College, Winter Park, Fla.

COLORADO • 1-1

03/15/1996.....	A/2	L	75-83
12/06/1997.....	3	W	63-62

(2) NCAA West Region First Round, Boulder, Colo.

(3) Women's Classic, Fairfield, Conn.

COLORADO STATE • 2-1

11/26/1994.....	A/1	L	56-76
12/29/1996.....	H/2	W	105-72
03/16/2002.....	3	W	73-69

(1) Coors-Rocky Mountain Invite, Colorado Springs, Colo.

(2) Tulane/Doubletree Classic, Fogelman Arena

(3) NCAA West Region 1st & 2nd Rounds, Palo Alto, Calif.

COLUMBIA • 1-0

01/04/1992.....	H	W	57-46
-----------------	---	---	-------

CORNELL • 1-0

12/30/1990.....	H	W	78-57
-----------------	---	---	-------

CREIGHTON • 0-1

01/17/1987.....	H	L	73-87
-----------------	---	---	-------

DePAUL • 5-7

02/11/1996.....	A	L	73-81
03/02/1996.....	1	L	73-85
02/16/1997.....	H	W	67-59
01/17/1998.....	H	W	91-81
01/18/1999.....	A	W	81-72
02/03/2000.....	H	W	86-76
02/04/2001.....	A	L	62-72
01/25/2002.....	A	L	69-77
03/02/2002.....	A/2	W	88-83
02/09/2003.....	H	L	50-69
01/25/2004.....	A	L	60-99
01/21/2005.....	H	L	50-80

(1) Conference USA Tournament, Birmingham, Ala.

(2) Conference USA Tournament, Chicago, Ill.

DETROIT - 1-1

12/30/1991.....	H	L	61-68
12/05/2010.....	H/1	W	63-55

(1) Big Easy Classic, Fogelman Arena

DILLARD • 5-4

01/30/1976.....	H	W	57-45
02/12/1976.....	A	W	48-44
02/8/1977.....	A	L	45-60
02/14/1977.....	H	L	47-55
12/07/1977.....	A	L	*
02/20/1978.....	H	L	46-55
12/13/1985.....	1	W	81-67
12/02/1986.....	H	W	100-85
12/07/1987.....	A	W	91-72

* Score not available

(1) Lakefront Arena, New Orleans, La.

DRAKE • 1-1

12/21/2001.....	A	L	58-67
12/09/2002.....	H	W	74-61

DUKE • 0-1

12/29/1988.....	H	L	72-78
-----------------	---	---	-------

EAST CAROLINA • 10-3

11/29/1986.....	1	L	65-75
02/24/2002.....	H	W	68-51
02/28/2003.....	A	W	85-64
01/16/2004.....	H	L	58-65
01/30/2005.....	A	W	64-62
02/19/2006.....	H	W	81-78
02/17/2007.....	A	L	68-76
02/07/2008.....	A	W	70-65
02/09/2009.....	H	W	72-69
02/13/2010.....	A	W	56-51
03/10/2010.....	2	W	73-64



Series Results

TULANE UNIVERSITY

GRAMBLING STATE • 1-2

11/24/1981.....	H.....	L, 66-80
01/28/1983.....	A.....	L, 62-76
11/10/2000.....	H/1.....	W, 92-64

(1) Preseason Women's NIT

HAMPTON • 1-0

11/24/2001.....	1.....	W, 82-75
-----------------	--------	----------

(1) San Juan Shootout, San Juan, Puerto Rico

HARTFORD • 1-0

12/28/2000.....	H/1.....	W, 75-45
-----------------	----------	----------

(1) Tulane/Doubletree Classic, Fogelman Arena

HARVARD • 2-0

11/25/1988.....	1.....	W, 72-56
12/05/1993.....	A/2.....	W, 93-71

(1) Houston, Texas

(2) Harvard Tournament, Boston, Mass.

HIGH POINT • 1-0

11/16/2001.....	H.....	W, 86-62
-----------------	--------	----------

HOFSTRA • 1-0

12/04/1993.....	1.....	W, 90-54
-----------------	--------	----------

(1) Harvard Tournament, Boston, Mass.

HOLY CROSS • 2-0

12/20/1995.....	1.....	W, 66-54
12/28/1997.....	H/2.....	W, 78-67

(1) Northern Lights Invitational, Anchorage, Alaska

(2) Tulane/Doubletree Invitational, Fogelman Arena

HOUSTON • 18-12

03/07/1979.....	1.....	L, 57-65
12/23/1979.....	H.....	W, 60-58
02/05/1997.....	A.....	W, 95-49
01/02/1998.....	H.....	W, 86-65
02/14/1998.....	A.....	W, 73-45
01/03/1999.....	A.....	W, 82-62
02/12/1999.....	H.....	W, 85-62
01/21/2000.....	A.....	W, 92-74
02/10/2000.....	H.....	W, 83-53
01/14/2001.....	H.....	L, 80-90 (ot)
02/11/2001.....	A.....	W, 75-59
03/04/2001.....	2.....	W, 78-74
02/08/2002.....	A.....	L, 74-85
02/21/2003.....	H.....	W, 65-62
02/08/2004.....	A.....	L, 78-83 (3ot)
01/07/2005.....	H.....	L, 54-55
01/27/2006.....	A.....	W, 61-54
02/10/2006.....	H.....	W, 65-54
01/05/2007.....	H.....	W, 83-61
02/01/2007.....	A.....	W, 71-56
03/02/2007.....	3.....	W, 62-55
01/06/2008.....	A.....	L, 64-74
02/16/2008.....	H.....	W, 73-69
01/09/2009.....	H.....	L, 56-58
02/12/2009.....	A.....	L, 53-60
01/08/2010.....	H.....	L, 68-70
02/27/2010.....	A.....	L, 62-74
02/06/2011.....	H.....	L, 70-85
03/05/2011.....	A.....	L, 84-90 (ot)
03/11/2011.....	4.....	W, 70-60

(1) SWAIW Regional Tournament

(2) Conference USA Tournament, Milwaukee, Wis.

(3) Conference USA Tournament, Tulsa, Okla.

(4) Conference USA Tournament, El Paso, Texas

HOWARD • 1-1

11/19/2004.....	A.....	L, 59-67
11/18/2005.....	H/1.....	W, 84-79

(1) Lubbock Christian University, Lubbock, Texas

ILLINOIS STATE • 1-1

12/11/1982.....	1.....	L, 54-89
11/14/2008.....	H/2.....	W, 75-62

(1) Ruston, La.

(2) Preseason WNIT First Round, Fogelman Arena

IMMACULATA • 1-0

12/31/1983.....	1.....	W, 86-67
-----------------	--------	----------

(1) Rollins College, Winter Park, Fla.

INDIANA STATE • 1-0

12/06/2008.....	H/1.....	W, 66-55
-----------------	----------	----------

(1) Big Easy Classic, Fogelman Arena

IONA • 1-0

01/05/1993.....	H.....	W, 86-49
-----------------	--------	----------

IOWA STATE • 1-0

12/21/1996.....	1.....	W, 68-61
-----------------	--------	----------

(1) Malibu Classic, Malibu, Calif.

JACKSON STATE • 2-0

03/14/2007.....	H/1.....	W, 76-43
12/05/2008.....	2.....	W, 74-48

(1) WNIT First Round, Fogelman Arena

(2) Big Easy Classic, Lakefront Arena

JACKSONVILLE STATE • 1-0

11/23/2004.....	H.....	W, 54-51
-----------------	--------	----------

JAMES MADISON • 2-0

11/22/2002.....	A.....	W, 58-46
12/18/2003.....	H.....	W, 66-64

KANSAS • 0-1

03/13/1998.....	1.....	L, 68-72
-----------------	--------	----------

(1) NCAA West Region First Round, Iowa City, Iowa

KANSAS STATE • 1-0

11/21/2007.....	1.....	W, 60-57
-----------------	--------	----------

(1) Cancun Caribbean Challenge, Cancun, Mexico

KENT STATE • 1-0

01/21/1989.....	H/1.....	W, 60-57
-----------------	----------	----------

(1) Lady Green Wave Classic, Fogelman Arena

LAMAR • 1-3

11/26/1983.....	H.....	L, 74-80
11/24/1984.....	H.....	L, 63-69
12/07/1984.....	A.....	L, 59-63
12/20/2006.....	H.....	W, 83-70

LEHIGH • 1-0

12/04/2005.....	1.....	W, 65-63
-----------------	--------	----------

(1) Fiesta Bowl Classic, Tucson, Ariz.

LIBERTY • 0-1

11/20/2009.....	1.....	L, 52-63
-----------------	--------	----------

(1) Navy Classic, Annapolis, Md.

LONG ISLAND • 1-0

12/28/2009.....	H/1.....	W, 82-59
-----------------	----------	----------

(1) Tulane/DoubleTree Classic

LONGWOOD • 1-0

12/05/2009.....	1.....	W, 73-58
-----------------	--------	----------

(1) Big Easy Classic, Lakefront Arena

LOUISIANA-LAFAYETTE • 21-5

01/23/1976.....	A/1.....	L, 44-56
01/21/1977.....	H.....	W, 74-69
02/04/1977.....	A.....	W, 60-49
02/23/1977.....	2.....	W, 59-55
01/21/1978.....	A.....	W, 59-44
02/17/1978.....	H.....	W, 74-52
02/24/1978.....	3.....	L, 41-65
01/13/1979.....	A.....	L, 62-77
02/02/1979.....	H.....	W, 52-33
11/29/1980.....	A.....	L, 74-91
01/23/1981.....	H.....	W, 82-53
11/20/1981.....	H.....	W, 84-83
02/12/1982.....	H.....	W, 75-67
11/23/1985.....	A.....	W, 80-65
11/29/1987.....	4.....	W, 73-67
01/24/1989.....	A.....	W, 82-73
11/28/1989.....	A.....	W, 85-83(ot)
01/02/1990.....	H.....	W, 79-72
12/05/1990.....	H.....	W, 77-59
01/30/1991.....	A.....	L, 58-64
12/02/1991.....	H.....	W, 76-47
01/12/1994.....	A.....	W, 83-58
02/21/1995.....	H.....	W, 84-33
12/09/1996.....	A.....	W, 81-38
11/27/2007.....	A.....	W, 89-61
11/26/2008.....	H.....	W, 80-65

(1) Southwestern Louisiana Tournament, Lafayette, La.

(2) LAIAW State Tournament, Ruston, La.

(3) LAIAW State Tournament, Baton Rouge, La.

(4) Baton Rouge, La.

LOUISIANA-MONROE • 8-6

01/23/1976.....	1.....	L, 39-59
02/06/1076.....	2.....	L, 30-71
03/04/1976.....	H/3.....	L, 54-65
12/03/1977.....	H.....	W, 71-66
12/02/1978.....	H.....	L, 59-76
02/22/1979.....	A/4.....	L, 57-68
02/26/1981.....	5.....	W, 80-59
03/24/1994.....	6.....	W, 78-75
11/21/2003.....	A.....	L, 67-70
12/01/2004.....	H.....	W, 66-57
12/29/2007.....	H.....	W, 77-72
11/29/2008.....	A.....	W, 62-60
11/13/2009.....	H.....	W, 86-52
12/20/2010.....	A.....	W, 78-67

(1) Southwestern Louisiana Tournament, Lafayette, La.

(2) LSU Tournament, Baton Rouge, La.

(3) LAIAW State Tournament, at Fogelman Arena

(4) LAIAW State Tournament, Monroe, La.

(5) LAIAW Championship, Hammond, La.

(6) NWIT, Amarillo, Texas

LOUISIANA STATE (LSU) • 4-28

02/10/1976.....	H.....	L, 39-84
01/31/1977.....	A.....	L, 42-74
11/27/1979.....	A.....	L, 56-86
01/26/1981.....	H.....	L, 79-92

12/05/1981.....	A.....	L, 52-87
11/27/1982.....	A.....	L, 60-88
12/10/1983.....	H.....	L, 57-106
11/27/1984.....	A.....	L, 52-99
02/24/1986.....	H.....	L, 65-74
12/29/1986.....	A.....	L, 53-91
02/15/1988.....	H.....	L, 55-73
01/31/1989.....	A.....	L, 63-84
02/22/1990.....	H.....	L, 57-83
01/23/1991.....	A.....	L, 46-71
02/19/1992.....	H.....	L, 61-70
02/03/1993.....	A.....	L, 74-86
02/21/1994.....	H.....	L, 60-73
01/18/1995.....	A.....	W, 57-50
12/28/1995.....	H.....	L, 58-61
01/28/1997.....	A.....	L, 74-75 (ot)
11/29/1997.....	H.....	W, 65-54
11/14/1998.....	A.....	L, 54-81
12/31/1999.....	H.....	W, 76-72
12/10/2000.....	A.....	L, 61-68
12/30/2003.....	H/13.....	L, 42-65
01/02/2005.....	A.....	L, 45-79
12/20/2005.....	A.....	L, 60-89
11/19/2006.....	H.....	L, 39-59
12/2/2007.....	H.....	L, 36-52
11/24/2008.....	A.....	L, 47-63
11/25/2009.....	H.....	L, 65-73 (ot)
11/23/2010.....	A.....	W, 54-52

(1) New Orleans Arena

LOUISIANA TECH • 0-8

02/22/1977.....	A/1.....	L, 52-99
12/12/1981.....	A.....	L, 50-103
03/03/1988.....	H.....	L, 62-92
02/23/1989.....	A.....	L, 39-77
11/15/1996.....	A/2.....	L, 50-77
12/07/2002.....	H/3.....	L, 53-68
12/02/2003.....	A.....	L, 37-96
12/17/2010.....	H.....	L, 72-78

(1) LAIAW State Tournament, Ruston, La.

(2) Preseason WNIT, Ruston, La.

(3) New Orleans Arena

LOUISVILLE • 10-20

01/19/1980.....	H.....	L, 61-72
01/07/1984.....	A.....	L, 65-85
01/03/1985.....	H.....	L, 65-84
01/06/1986.....	A.....	W, 64-61
01/30/1987.....	H.....	W, 75-69
01/27/1990.....	H.....	L, 64-65
02/19/1990.....	A.....	L, 52-77
01/05/1991.....	A.....	L, 43-76
02/02/1991.....	H.....	L, 62-78
01/20/1992.....	H.....	L, 55-66
03/07/1992.....	A.....	L, 64-84
01/09/1993.....	H.....	W, 85-79
02/08/1993.....	H.....	L, 74-87
01/08/1994.....	A.....	L, 67-79
02/13/1994.....	H.....	W, 77-62
01/15/1995.....	A.....	L, 56-74
02/05/1995.....	H.....	W, 79-69
03/09/1995.....	A/1.....	L, 65-70 (ot)
01/26/1996.....	A.....	W, 73-72 (ot)
01/31/1997.....	H.....	W, 77-72
03/02/1997.....	2.....	W, 76-74
01/31/1998.....	A.....	L, 66-81
01/29/1999.....	H.....	L, 58-63
02/28/1999.....	H/3.....	W, 87-74
01/16/2000.....	A.....	L, 72-75
01/26/2001.....	H.....	L, 60-64
02/03/2002.....	H.....	W, 70-54
01/31/2003.....	A.....	L, 70-77
02/13/2004.....	H.....	L, 47-48
02/20/2005.....	A.....	L, 51-70

(1) Metro Tournament, Louisville, Ky.

(2) Conference USA Tournament, Chicago, Ill.

(3) C-USA Tournament, Fogelman Arena

LOYOLA (Maryland) • 1-0

11/21/2009.....	1.....	W, 58-43
-----------------	--------	----------

(1) Navy Classic, Annapolis, Md.

LOYOLA (New Orleans) • 1-0

11/21/2006.....	H.....	W, 94-50
-----------------	--------	----------

MAINE • 1-1

12/30/1987.....	A.....	L, 57-65
12/29/1998.....	H/1.....	W, 85-76

(1) Tulane/Doubletree Classic, Fogelman Arena

MARIST • 0-1

12/27/2003.....	H/1.....	L, 46-60
-----------------	----------	----------

(1) Tulane/Doubletree Classic, Fogelman Arena

MARQUETTE • 7-6

02/09/1996.....	H.....	W, 63-51
02/14/1997.....	H.....	W, 76-70
03/03/1997.....	1.....	W, 76-53
01/20/1998.....	H.....	L, 58-77
01/14/1999.....	H.....	W, 86-73

02/05/2000.....	H.....	L, 62-81
02/02/2001.....	A.....	W, 78-66
03/03/2001.....	A/2.....	W, 59-58
01/27/2002.....	A.....	L, 44-65
02/07/2003.....	H.....	L, 47-59

Series Results



MIAMI (Florida) • 2-1

03/06/1987.....	A	L	72-76
11/22/1998.....	H	W	63-56
11/28/1999.....	A	W	75-66

MIAMI (Ohio) • 2-0

01/02/2006.....	H	W	88-72
12/03/2006.....	A	W	82-67

MICHIGAN • 1-0

11/27/1988.....	1	W	58-57
-----------------	---	---	-------

(1) Houston, Texas

MINNESOTA • 0-1

03/22/2003.....	1	L	48-68
-----------------	---	---	-------

(1) NCAA West Region First Round, Palo Alto, Calif.

MISSISSIPPI • 2-1

12/10/1994.....	1	L	51-81
11/30/1996.....	H	W	69-54
11/21/1997.....	A	W	68-55

(1) Metro-SEC Challenge, Jackson, Miss.

MISSISSIPPI COLLEGE • 4-1

01/25/1983.....	H	W	84-81
01/29/1983.....	A	L	65-72
12/04/1987.....	H	W	74-72
02/26/1988.....	1	W	89-77
02/06/1989.....	A	W	77-61

(1) Starkville, Miss.

MISSISSIPPI STATE • 5-3

02/27/1988.....	A	L	58-66
02/11/1989.....	H	W	62-56
01/15/1992.....	H	L	49-55
01/25/1994.....	A	W	92-84
01/03/1995.....	H	W	85-64
12/09/1995.....	A	W	71-63
03/18/2007.....	A/1	L	73-79
11/16/2010.....	H	W	62-42

(1) WNIT Second Round, Starkville, Miss.

MISSOURI-KANSAS CITY (UMKC) • 2-0

01/04/1988.....	H	W	92-69
11/15/1997.....	A	W	75-47

MISSOURI STATE • 1-1

12/04/2000.....	H	L	61-67
12/05/2001.....	A	W	49-46

NEBRASKA • 1-0

11/25/2001.....	1	W	84-78
-----------------	---	---	-------

(1) San Juan Shootout, San Juan, Puerto Rico

NEVADA-LAS VEGAS (UNLV) • 1-0

12/11/1992.....	H	W	65-59
-----------------	---	---	-------

NEW ORLEANS (UNO) • 18-30

02/17/1976.....	A	L	37-49
02/25/1976.....	H	W	56-44
01/18/1977.....	A	L	61-64
02/2/1977.....	H	W	64-61
01/19/1978.....	H	W	66-33
02/14/1978.....	A	W	53-45
11/28/1978.....	A	W	65-63
02/13/1979.....	H	L	62-64
12/30/1979.....	H	W	93-71
02/12/1980.....	A	W	88-68
01/17/1981.....	H	L	75-96
02/22/1981.....	A	L	99-109
01/23/1982.....	H	W	81-80
02/06/1982.....	A	L	65-89
01/22/1983.....	H	L	69-86
02/01/1983.....	A	L	74-91
01/21/1984.....	H	L	72-97
02/18/1984.....	A	L	69-86
01/19/1985.....	H	L	64-81
02/05/1985.....	A	L	55-65
12/14/1985.....	A	L	60-61
01/28/1986.....	H	L	74-95
02/18/1986.....	A	L	61-75
02/04/1987.....	H	L	70-87
03/04/1987.....	A	L	48-65
02/08/1988.....	A	L	42-69
03/08/1988.....	H	L	72-84
01/16/1989.....	A	L	69-80
02/20/1989.....	H	L	67-73
01/11/1990.....	H	L	63-67
02/24/1990.....	A	L	40-69
12/08/1990.....	A	L	59-63
02/28/1991.....	H	L	46-82
01/13/1992.....	A	L	60-79
02/12/1992.....	H	L	64-75
01/14/1993.....	A	L	61-79
02/19/1993.....	H	W	75-64
02/01/1994.....	H	W	62-61
02/16/1994.....	A	L	63-74
01/10/1995.....	H	W	80-65
01/16/1996.....	H/1	W	67-65
11/25/1996.....	H/2	W	91-77

01/14/1997.....	A	W	68-65
01/27/1998.....	H	W	88-64
01/16/1999.....	H	W	71-51
11/19/2000.....	H/3	W	100-67
01/07/2002.....	A	L	69-76
01/13/2003.....	H	W	81-59

(1) Sugar Bowl Classic, Louisiana Superdome
(2) NOKIA Sugar Bowl Classic, Louisiana Superdome
(3) Alamo Center, Westwego, La.

NICHOLLS STATE • 29-12

03/05/1976.....	H/1	L	44-49
02/16/1977.....	A	L	68-73
12/05/1977.....	A	L	75-90
01/24/1978.....	H	W	67-50
01/26/1979.....	H	W	65-63
02/06/1979.....	A	W	65-63
11/30/1979.....	H	W	73-61
01/28/1980.....	A	L	67-73
11/26/1980.....	H	W	96-53
01/20/1981.....	A	W	77-66
01/11/1982.....	H	W	69-63
01/27/1982.....	A	W	55-49
02/10/1983.....	H	W	77-53
03/02/1983.....	A	W	68-53
01/13/1984.....	H	W	83-63
02/14/1984.....	A	L	68-75
01/30/1985.....	A	L	58-73
02/13/1985.....	H	W	80-78 (2ot)
01/22/1986.....	A	L	65-74
02/26/1986.....	H	W	92-76
02/10/1987.....	H	L	66-73
02/21/1987.....	A	L	61-63
01/16/1988.....	A	L	59-76
02/24/1988.....	H	W	61-49
01/21/1989.....	H	W	86-62
02/18/1989.....	A	W	79-64
01/23/1990.....	A	L	61-74
01/18/1991.....	A	L	53-59
02/15/1991.....	H	W	70-56
02/27/1992.....	H	W	73-48
12/11/1993.....	H/2	W	70-45
02/06/1996.....	H	W	62-43
02/18/1997.....	A	W	77-57
12/21/1999.....	A/3	W	81-51
11/17/2000.....	H	W	73-54
12/11/2001.....	H	W	71-48
12/20/2003.....	H	W	77-55
12/19/2004.....	H	W	73-68
01/02/2008.....	H/4	W	69-47
12/17/2008.....	A	W	108-66
12/29/2010.....	H/5	W	84-65

(1) LAIAW State Tournament, at Tulane
(2) Green Wave Classic, Fogelman Arena
(3) Houma Civic Center
(4) New Orleans Arena
(5) Tulane/DoubleTree Classic, Fogelman Arena

NORTH CAROLINA-ASHVILLE • 1-0

11/26/1999.....	H	W	96-32
-----------------	---	---	-------

NORTH CAROLINA-GREENSBORO • 3-0

12/31/1995.....	A/1	W	71-69
12/28/1996.....	H/2	W	89-46
12/28/2002.....	H/2	W	63-43

(1) Marriott Classic, Greensboro, N.C.
(2) Tulane/DoubleTree Classic, Fogelman Arena

NORTH TEXAS • 2-0

12/06/1979.....	H	W	84-44
01/12/1981.....	H	W	84-68

NORTHERN ILLINOIS • 1-0

11/22/2007.....	1	W	70-57
-----------------	---	---	-------

(1) Cancun Caribbean Challenge, Cancun, Mexico

NORTHWEST MISSOURI STATE • 1-0

01/06/1982.....	H	W	70-68
-----------------	---	---	-------

NORTHWESTERN STATE • 2-4

02/06/1976.....	1	L	64-101
11/24/1978.....	H	W	66-59
02/23/1979.....	2	L	61-66
12/04/1979.....	H	W	63-60
01/10/1980.....	A	L	58-70
12/09/1982.....	3	L	53-73

(1) LSU Tournament, Baton Rouge, La.
(2) LAIAW State Tournament, Monroe, La.
(3) Ruston, La.

OKLAHOMA • 1-1

01/08/1987.....	A	L	53-84
01/09/1988.....	H	W	82-75

OLD DOMINION • 1-0

12/30/2010.....	H/1	W	62-59
-----------------	-----	---	-------

(1) Tulane/DoubleTree Classic, Fogelman Arena

ORAL ROBERTS • 1-2

02/03/1986.....	H	W	74-71
01/05/1987.....	A	L	72-85
03/21/2011.....	A/1	L	86-92

(1) WNIT 2nd Round, Tulsa, Okla.

OREGON • 1-0

11/25/1985.....	H	W	81-62
-----------------	---	---	-------

OREGON STATE • 1-1

11/29/2002.....	A	L	51-56
11/25/2003.....	H	W	73-58

PENNSYLVANIA • 2-0

12/31/1992.....	H	W	72-58
12/08/2001.....	H	W	82-64

PENN STATE • 0-1

12/15/1981.....	H	L	72-77
-----------------	---	---	-------

PEPPERDINE • 2-0

12/22/1996.....	A/1	W	58-49
12/29/2004.....	H/1	W	62-40

(1) Malibu Classic, Malibu, Calif.
(2) Tulane/DoubleTree Classic, Fogelman Arena

PHILLIPS COLLEGE • 1-0

01/02/1986.....	H	W	77-73 (ot)
-----------------	---	---	------------

PITTSBURGH • 0-1

03/26/1994.....	1	L	66-71
-----------------	---	---	-------

(1) NWIT, Amarillo, Texas

PORTLAND • 2-0

12/01/2002.....	A	W	86-56
12/21/2004.....	H	W	68-57

PORTLAND STATE • 0-1

11/27/2010.....	1	L	76-83
-----------------	---	---	-------

(1) Colliers International Classic, Berkeley, Calif.

PRAIRIE VIEW A&M • 2-0

12/10/1993.....	H/1	W	80-38
12/04/2009.....	H/2	W	67-63

(1) Green Wave Classic, Fogelman Arena
(2) Big Easy Classic, Fogelman Arena

PRINCETON • 1-0

12/29/1991.....	H	W	75-69
-----------------	---	---	-------

PROVIDENCE • 2-0

12/27/1999.....	H/1	W	81-57
12/21/2008.....	H/1	W	68-46

(1) Tulane/DoubleTree Classic, Fogelman Arena

PUERTO RICO-MAYAGUEZ • 1-0

11/23/2001.....	1	W	109-39
-----------------	---	---	--------

(1) San Juan Shootout, San Juan, Puerto Rico

PURDUE • 0-2

11/29/2001.....	H/1	L	52-64
01/02/2003.....	A	L	66-76

(1) New Orleans Arena

RHODE ISLAND • 2-0

11/17/2006.....	H	W	76-70
12/05/2007.....	A	W	74-65

RICE • 13-11

12/02/1980.....	A	W	73-53
12/08/1984.....	A	L	58-65
12/29/1984.....	H	W	52-47
12/06/1985.....	A	W	70-67 (ot)
12/28/1985.....	H	W	82-75
11/26/1988.....	A	L	78-81
02/02/1989.....	H	W	95-85
02/15/1992.....	A	L	48-59
01/20/1993.....	H	L	59-61
12/07/1994.....	A	W	70-66
11/29/1995.....	H	W	69-62
01/29/2006.....	A	L	69-82
02/12/2006.....	H	L	56-68
01/07/2007.....	H	L	52-61
02/03/2007.....	A	W	71-68
03/03/2007.....	1	L	52-64
01/04/2008.....	A/2	W	61-38
02/14/2008.....	H	L	73-78
01/11/2009.....	H	W	91-63
02/14/2009.....	A	L	54-62
01/10/2010.....	H	W	82-60
02/25/2010.....	A	W	81-69 (ot)
01/27/2011.....	H	L	70-74 (ot)
02/24/2011.....	A	W	82-77

(1) Conference USA Tournament, Tulsa, Okla.
(2) Houston Baptist, Houston, Texas

RICHMOND • 1-0

11/30/1998.....	A	W	77-72
-----------------	---	---	-------

ROBERT MORRIS • 1-1

12/30/1995.....	1	W	84-52
12/20/2007.....	H/2	L	71-82

(1) Marriott Classic, Greensboro, N.C.
(2) Tulane/DoubleTree Classic, Fogelman Arena

SACRAMENTO STATE • 1-0

12/02/1994.....	H/1	W	64-55
-----------------	-----	---	-------

(1) Green Wave Classic, Fogelman Arena

SAINT JOSEPH'S • 1-1

03/13/1999.....	1	L	72-83
12/03/2010.....	H/2	W	67-58

(1) NCAA East Region First Round, Durham, N.C.
(2) Big Easy Classic, Fogelman Arena

SAINT LOUIS • 10-2

11/30/1985.....	H.....	W, 84-67
01/19/1996.....	H.....	W, 82-49
01/24/1997.....	A.....	W, 75-53
03/01/1997.....	1.....	W, 75-57
01/23/1998.....	H.....	W, 85-44
01/24/1999.....	A.....	W, 73-52
01/28/2000.....	H.....	W, 91-64
01/05/2001.....	A.....	W, 52-51
01/13/2002.....	A.....	L, 56-57
01/17/2003.....	H.....	W, 58-50
02/02/2004.....	H.....	W, 78-64
01/16/2005.....	A.....	L, 71-80

(1) Conference USA Tournament, Chicago, Ill.



Series Results

TULANE UNIVERSITY

01/04/1998.....	H.....	W, 70-39
02/16/1998.....	A.....	W, 55-52
01/01/1999.....	A.....	L, 67-70
02/14/1999.....	H.....	W, 99-60
01/23/2000.....	A.....	W, 84-78
02/12/2000.....	H.....	W, 87-66
01/12/2001.....	H.....	W, 67-38
02/09/2001.....	A.....	W, 70-52
01/20/2002.....	H.....	L, 64-69
02/14/2003.....	A.....	W, 87-55
02/22/2004.....	A.....	L, 60-77
02/11/2005.....	H.....	L, 61-65
12/30/2008.....	H.....	L, 66-80
12/17/2009.....	A.....	W, 76-72

(1) Metro Tournament, Biloxi, Miss.

(2) Metro Tournament, Louisville, Ky.

SOUTHEASTERN LOUISIANA • 13-6

02/02/1976.....	A.....	L, 30-111
01/24/1981.....	A.....	L, 67-70
02/18/1981.....	H.....	W, 87-83
01/08/1982.....	H.....	W, 60-56
02/03/1982.....	A.....	L, 58-63
12/03/1983.....	H.....	W, 86-78 (ot)
01/17/1984.....	A.....	L, 73-89
01/15/1985.....	A.....	L, 60-62
01/28/1985.....	H.....	W, 84-73
01/24/1987.....	A.....	L, 63-69
02/18/1987.....	H.....	W, 66-59
01/23/1988.....	H.....	W, 70-54
02/11/1988.....	A.....	W, 74-57
01/28/1989.....	A.....	W, 77-70
02/27/1989.....	H.....	W, 71-69
12/19/2002.....	H.....	W, 86-43
01/21/2006.....	A.....	W, 69-62
01/04/2010.....	A.....	W, 81-45
01/03/2011.....	H.....	W, 85-57

SOUTHERN • 2-4

02/24/1977.....	1.....	L, 50-96
02/27/1981.....	2.....	L, 56-60
02/24/1983.....	H.....	W, 76-67
02/29/1984.....	A.....	L, 55-72
12/28/1984.....	H.....	L, 55-73
03/17/2011.....	H/3.....	W, 61-31

(1) LAIAW State Tournament, Ruston, La.

(2) LAIAW Championship, Hammond, La.

(3) WNIT 1st Round, Fogelman Arena

SOUTHERN METHODIST (SMU) • 14-11

01/26/1980.....	A.....	W, 72-62
01/06/1981.....	H.....	W, 78-48
12/5/1987.....	H.....	W, 84-73
11/25/1991.....	A.....	L, 53-68
12/29/1992.....	H.....	W, 82-58
01/05/1994.....	A.....	L, 64-74
12/30/1994.....	H/1.....	L, 71-74
01/03/1996.....	A.....	W, 71-62
11/25/1997.....	H.....	L, 58-68
12/05/1998.....	A.....	W, 81-80
12/13/1999.....	H.....	W, 81-69
12/06/2000.....	A.....	W, 75-66
01/06/2006.....	H.....	L, 66-78
02/26/2006.....	A.....	W, 71-58
03/03/2006.....	A/2.....	L, 84-86
01/14/2007.....	A.....	W, 63-58
02/22/2007.....	H.....	W, 78-72
02/02/2008.....	A.....	L, 69-81
03/01/2008.....	H.....	W, 71-68
01/22/2009.....	H.....	L, 56-59
02/26/2009.....	A.....	L, 49-61
01/17/2010.....	A.....	L, 59-70
02/07/2010.....	H.....	W, 78-59
01/06/2011.....	H.....	W, 62-58
02/03/2011.....	A.....	L, 73-77

(1) Pontchartrain Center

(2) Conference USA Tournament, Dallas, Texas

SOUTHERN MISSISSIPPI • 27-33

01/26/1977.....	H.....	W, 68-67
02/19/1977.....	A.....	L, 45-55
12/05/1980.....	A.....	L, 65-81
01/08/1981.....	H.....	L, 59-64
11/30/1981.....	A.....	L, 66-84
01/20/1982.....	H.....	W, 75-57
11/30/1982.....	A.....	L, 70-86
01/18/1983.....	H.....	L, 66-71
02/01/1984.....	A.....	L, 69-89
02/22/1984.....	H.....	W, 83-81
02/02/1985.....	A.....	L, 63-93
02/23/1985.....	H.....	L, 69-84
02/01/1986.....	H.....	L, 72-85
02/22/1986.....	A.....	W, 75-72
12/13/1986.....	H.....	W, 63-61
02/14/1987.....	A.....	L, 65-70
12/12/1987.....	A.....	L, 69-80
03/05/1988.....	H.....	W, 89-86
01/19/1989.....	A.....	L, 76-94
02/08/1989.....	H.....	L, 65-74
01/13/1990.....	A.....	L, 35-73

02/10/1990.....	H.....	L, 56-88
01/21/1991.....	H.....	L, 61-67
02/18/1991.....	A.....	L, 57-89
01/06/1992.....	H.....	L, 53-55
01/25/1992.....	A.....	L, 58-79
02/01/1993.....	H.....	W, 71-69
03/04/1993.....	A.....	L, 61-78
01/29/1994.....	H.....	L, 62-72
02/19/1994.....	A.....	L, 66-89
03/09/1994.....	1.....	L, 69-72
01/06/1995.....	H.....	W, 74-71
01/22/1995.....	A.....	W, 83-70
02/01/1996.....	A.....	L, 82-84 (ot)
02/21/1996.....	H.....	W, 72-67 (ot)
01/07/1997.....	A.....	W, 72-45
02/09/1997.....	H.....	W, 88-63
12/21/1997.....	H.....	L, 70-71
02/21/1998.....	A.....	W, 62-34
12/22/1998.....	A.....	W, 75-52
02/20/1999.....	H.....	W, 85-64
01/03/2000.....	H.....	W, 91-77
02/27/2000.....	A.....	L, 72-78
01/02/2001.....	A.....	W, 72-65
02/22/2001.....	H.....	W, 84-45
01/05/2002.....	H.....	W, 69-68
02/16/2002.....	A.....	W, 70-55
01/11/2003.....	H.....	W, 64-42
01/24/2003.....	A.....	W, 67-54
01/10/2004.....	A.....	L, 51-68
02/27/2004.....	H.....	W, 65-51
02/05/2005.....	A.....	L, 73-80
02/26/2005.....	H.....	W, 79-49
01/15/2006.....	A.....	L, 60-75
01/26/2007.....	H.....	W, 66-50
02/24/2008.....	A.....	L, 67-72
02/19/2009.....	H.....	W, 77-60
03/06/2009.....	H/2.....	L, 55-72
01/23/2010.....	H.....	W, 80-63
01/20/2011.....	H.....	L, 81-86 (ot)

(1) Metro Tournament, Biloxi, Miss.

(2) Conference USA Tournament, Fogelman Arena

SOUTHERN UTAH • 1-0

11/25/1994.....	1.....	W, 75-67
-----------------	--------	----------

(1) Coors-Rocky Mountain Invite, Colorado Springs, Colo.

SPRING HILL • 13-2

02/21/1976.....	H.....	W, 54-15
01/29/1977.....	H.....	W, 82-19
01/28/1978.....	A.....	W, 66-35
02/18/1978.....	H.....	W, 57-16
02/09/1979.....	A.....	W, 79-43
02/16/1979.....	H.....	W, 69-50
02/09/1980.....	H.....	W, 60-50
12/06/1980.....	H.....	W, 69-54
02/16/1981.....	A.....	W, 69-59
02/18/1982.....	H.....	L, 55-59
11/23/1982.....	H.....	W, 79-67
11/30/1983.....	A.....	L, 69-76
12/07/1983.....	A/1.....	W, 70-63
12/03/1984.....	H.....	W, 63-52
02/21/1985.....	A.....	W, 78-73

(1) Jaguar Gym, Mobile, Ala.

STANFORD • 0-1

03/20/2002.....	A/1.....	L, 55-77
-----------------	----------	----------

(1) NCAA West Region 1st & 2nd Rounds, Palo Alto, Calif.

STEPHEN F. AUSTIN • 5-4

02/20/1983.....	A.....	L, 58-74
02/10/1984.....	H.....	L, 75-86
01/13/1988.....	A.....	L, 55-85
01/11/1989.....	H.....	L, 65-70
12/28/2004.....	H/1.....	W, 79-72
11/10/2006.....	H.....	W, 75-52
11/16/2007.....	A.....	W, 56-45
12/20/2009.....	H.....	W, 84-51
11/20/2010.....	A.....	W, 83-65

(1) Tulane/DoubleTree Classic, Fogelman Arena

STETSON • 1-0

12/18/1985.....	H.....	W, 70-69
-----------------	--------	----------

TAMPA • 1-0

01/13/1983.....	A.....	W, 77-60
-----------------	--------	----------

TEMPLE • 0-1

12/28/2008.....	H.....	L, 71-75 (ot)
-----------------	--------	---------------

TEXAS • 0-1

11/12/2000.....	A/1.....	L, 47-71
-----------------	----------	----------

(1) Preseason Women's NIT

TEXAS A&M • 4-3

01/14/1981.....	H.....	L, 79-81
11/20/1982.....	H.....	W, 80-73
12/08/1992.....	A.....	L, 67-84
12/31/1993.....	H.....	W, 83-73
12/08/1998.....	H.....	W, 66-61
12/08/1999.....	A.....	W, 91-74
11/26/2004.....	1.....	L, 64-79

(1) CenturyTel Bobcat Classic, San Marcos, Texas

TEXAS A&M-CORPUS CHRISTI • 1-1

01/05/2004.....	A.....	W, 57-53
12/07/2004.....	H.....	L, 57-75

TEXAS-ARLINGTON • 1-1

11/23/1990.....	H.....	L, 77-83
12/30/2006.....	H/1.....	W, 68-65

(1) Tulane/DoubleTree Classic, Fogelman Arena

TEXAS CHRISTIAN (TCU) • 5-4

01/25/1980.....	A.....	W, 89-69
11/30/1990.....	H.....	W, 59-55
11/27/1991.....	A.....	L, 66-70
02/10/2002.....	A.....	W, 63-59 (ot)
03/03/2002.....	1.....	W, 80-76 (ot)
02/23/2003.....	H.....	W, 74-65
03/07/2003.....	2.....	L, 65-78
02/06/2004.....	A.....	L, 44-76
01/09/2005.....	H.....	L, 66-78

(1) Conference USA Tournament, Chicago, Ill.

(2) Conference USA Tournament, Memphis, Tenn.

TEXAS-EL PASO (UTEP) • 7-6

02/15/1980.....	H.....	W, 86-61
11/25/2005.....	A.....	W, 68-63
02/04/2006.....	H.....	L, 58-59
01/02/2007.....	A.....	L, 76-80
01/20/2007.....	H.....	W, 81-56
01/12/2008.....	H.....	L, 66-81
01/26/2008.....	A.....	L, 44-60
01/02/2009.....	A.....	W, 57-48
01/18/2009.....	H.....	L, 60-73
01/28/2010.....	H.....	W, 57-47
03/03/2010.....	A.....	W, 66-64
01/30/2011.....	H.....	W, 69-63
02/13/2011.....	A.....	L, 61-65

TEXAS-PAN AMERICAN – 1-0

12/30/1988.....	H.....	W, 63-37
-----------------	--------	----------

TEXAS-SAN ANTONIO • 1-2

03/16/1987.....	H.....	L, 66-69 (ot)
02/16/1991.....	H.....	L, 93-98 (ot)
12/21/2007.....	H/1.....	W, 76-42

(1) Tulane/DoubleTree Classic, Fogelman Arena

TEXAS STATE • 1-0

11/27/2004.....	A/1.....	W, 74-71
-----------------	----------	----------

(1) CenturyTel Bobcat Classic, San Marcos, Texas

TEXAS TECH • 1-3

03/16/1995.....	A/1.....	L, 72-87
03/20/2000.....	A/1.....	L, 59-76
11/29/2006.....	A.....	L, 50-77
12/29/2009.....	H/2.....	W, 67-49

(1) NCAA Midwest Regional, Lubbock, Texas

(2) Tulane/DoubleTree Classic, Fogelman Arena

TEXAS WOMEN'S • 0-1

11/24/1980.....	H.....	L, 69-80
-----------------	--------	----------

TOLEDO • 1-0

12/29/2005.....	H/1.....	W, 77-67 (ot)
-----------------	----------	---------------

(1) Tulane/DoubleTree Classic, Fogelman Arena

TROY • 3-0

12/07/1993.....	H.....	W, 87-67
11/29/1994.....	A.....	W, 82-75
12/06/1996.....	H.....	W, 95-77

TULSA • 10-4

01/06/1987.....	A.....	W, 49-44
01/08/2006.....	H.....	L, 63-70
02/24/2006.....	A.....	L, 63-74
01/12/2007.....	A.....	W, 75-62
02/24/2007.....	H.....	W, 78-70
01/31/2008.....	A.....	L, 56-64
02/28/2008.....	H.....	W, 80-60
01/24/2009.....	H.....	W, 78-41
02/28/2009.....	A.....	W, 64-56
03/05/2009.....	H/1.....	W, 49-44
01/15/2010.....	A.....	W, 58-55
02/05/2010.....	H.....	L, 67-80
01/23/2011.....	A.....	W, 80-66
02/27/2011.....	H.....	W, 73-62

(1) Conference USA Tournament, Fogelman Arena

VERMONT • 1-0

03/18/2000.....	1.....	W, 65-60
-----------------	--------	----------

(1) NCAA Midwest Regional, Lubbock, Texas

VILLANOVA • 1-0

11/24/2006.....	1.....	W, 72-60
-----------------	--------	----------

(1) FIU Thanksgiving Classic, Miami, Fla.

VIRGINIA • 1-0

12/29/2001.....	H/1.....	W, 74-63
-----------------	----------	----------

(1) Tulane/Doubletree Classic, Fogelman Arena

VIRGINIA COMMONWEALTH (VCU) • 5-6

MILWAUKEE COMMONWEALTH COURT			
01/11/1992.....	H.....	W, 74-72	
03/02/1992.....	A.....	L, 51-73	
03/11/1992.....	1.....	L, 58-73	
01/30/1993.....	A.....	L, 60-75	
02/22/1993.....	H.....	L, 71-77	
02/07/1994.....	A.....	W, 69-43	
03/05/1994.....	H.....	W, 70-56	
01/13/1995.....	A.....	W, 76-65	
02/03/1995.....	H.....	L, 63-66	
11/28/1998.....	A.....	W, 52-51	
11/20/2008.....	A/2.....	L, 49-65	

Series History



Opponent	Overall	Home	Road	Neutral
Alabama	3-7	2-3	1-3	0-1
Alabama-Birmingham (UAB)	21-9	9-4	9-5	3-0
Alabama State	2-0	2-0	0-0	0-0
Alcorn State	2-0	1-0	1-0	0-0
Arizona State	0-2	0-1	0-1	0-0
Arkansas	0-3	0-2	0-1	0-0
Arkansas-Little Rock	1-0	1-0	0-0	0-0
Arkansas-Pine Bluff	1-0	1-0	0-0	0-0
Arkansas State	2-1	1-0	1-0	0-1
Appalachian State	1-0	1-0	0-0	0-0
Auburn	1-2	1-1	0-1	0-0
Ball State	1-0	1-0	0-0	0-0
Belhaven College	2-2	2-2	0-0	0-0
Boise State	1-0	0-0	0-0	1-0
Boston College	1-0	1-0	0-0	0-0
Boston University	2-0	1-0	1-0	0-0
Brigham Young (BYU)	1-0	1-0	0-0	0-0
Buffalo	1-0	1-0	0-0	0-0
California	0-1	0-0	0-1	0-0
California-Irvine	1-0	0-0	0-0	1-0
California-Santa Barbara	1-0	0-0	0-0	1-0
California State Fullerton	1-0	0-0	0-0	1-0
Central Connecticut State	1-0	1-0	0-0	0-0
Central Florida (UCF)	6-6	3-1	1-4	2-1
Charlotte	14-8	8-2	5-5	1-1
Chicago State	0-1	0-0	0-0	0-1
Cincinnati	11-15	5-5	3-7	3-3
Colby College	1-0	0-0	0-0	1-0
Colorado	1-1	0-0	0-1	1-0
Colorado State	2-1	1-0	0-1	1-0
Columbia	1-0	1-0	0-0	0-0
Cornell	1-0	1-0	0-0	0-0
Creighton	0-1	0-1	0-0	0-0
DePaul	5-7	3-2	2-4	0-1
Detroit	1-1	1-1	0-0	0-0
Dillard	5-4	2-2	2-2	0-1
Drake	1-1	1-0	0-1	0-0
Duke	0-1	0-1	0-0	0-0
East Carolina	10-3	4-1	4-1	2-1
Eastern Kentucky	0-1	0-1	0-0	0-0
Eastern Washington	1-0	1-0	0-0	0-0
Fairfield	2-0	1-0	1-0	0-0
Florida	2-1	2-0	0-1	0-0
Florida International	1-1	0-0	1-1	0-0
Florida State	7-11	6-4	0-6	1-1
Fordham	1-0	1-0	0-0	0-0
Furman	2-0	2-0	0-0	0-0
Georgetown	1-1	1-0	0-1	0-0
George Mason	1-1	0-1	1-0	0-0
George Washington	0-3	0-1	0-1	0-1
Georgia	0-1	0-0	0-0	0-1
Georgia Southern	0-2	0-1	0-1	0-0
Georgia State	1-2	1-1	0-1	0-0
Georgia Tech	0-4	0-1	0-3	0-0
Grambling State	1-2	1-1	0-1	0-0
Hampton	1-0	0-0	0-0	1-0
Hartford	1-0	1-0	0-0	0-0
Harvard	2-0	0-0	1-0	1-0
High Point	1-0	1-0	0-0	0-0
Hofstra	1-0	0-0	0-0	1-0
Holy Cross	2-0	2-0	0-0	0-0
Houston	18-12	8-5	7-6	3-1
Howard	1-1	1-0	0-1	0-0
Illinois State	1-1	1-0	0-0	0-1
Immaculata	1-0	0-0	0-0	1-0
Indiana State	1-0	1-0	0-0	0-0
Iona	1-0	1-0	0-0	0-0
Iowa State	1-0	0-0	0-0	1-0
Jackson State	2-0	1-0	0-0	1-0
Jacksonville State	1-0	1-0	0-0	0-0
James Madison	2-0	1-0	1-0	0-0
Kansas	0-1	0-0	0-0	0-1
Kansas State	1-0	0-0	0-0	1-0
Kent State	1-0	1-0	0-0	0-0
Lamar	1-3	1-2	0-1	0-0
Lehigh	1-0	0-0	0-0	1-0
Liberty	0-1	0-0	0-0	0-1
Long Island	1-0	1-0	0-0	0-0
Longwood	1-0	0-0	0-0	1-0
Louisiana-Lafayette	21-5	11-0	8-4	2-1
Louisiana-Monroe	8-6	4-2	2-2	2-2
Louisiana State (LSU)	4-28	2-13	2-15	0-0
Louisiana Tech	0-8	0-3	0-5	0-0
Louisville	10-20	7-8	2-12	1-0
Loyola (Maryland)	1-0	0-0	0-0	1-0
Loyola (New Orleans)	1-0	1-0	0-0	0-0
Maine	1-1	1-0	0-1	0-0
Marist	0-1	0-1	0-0	0-0
Marquette	7-6	4-2	2-3	1-1
Marshall	6-1	2-0	4-0	0-1
Mary Crest	1-0	1-0	0-0	0-0

Opponent	Overall	Home	Road	Neutral
Massachusetts (UMass)	1-0	0-0	0-0	1-0
McNeese State	6-12	5-4	1-6	0-2
Memphis	15-22	8-11	7-10	0-1
Mercer	0-1	0-0	0-0	0-1
Miami (Florida)	2-1	1-0	1-1	0-0
Miami (Ohio)	2-0	1-0	1-0	0-0
Michigan	1-0	0-0	0-0	1-0
Minnesota	0-1	0-0	0-0	0-1
Mississippi	2-1	1-0	1-0	0-1
Mississippi College	4-1	2-0	1-1	1-0
Mississippi State	5-3	3-1	2-2	0-0
Missouri-Kansas City (UMKC)	2-0	1-0	1-0	0-0
Missouri State	1-1	0-1	1-0	0-0
Nebraska	1-0	0-0	0-0	1-0
Nevada-Las Vegas (UNLV)	1-0	1-0	0-0	0-0
New Orleans (UNO)	18-30	14-12	4-18	0-0
Nicholls State	29-12	21-2	8-10	0-0
North Carolina-Ashville	1-0	1-0	0-0	0-0
North Carolina-Greensboro	3-0	2-0	1-0	0-0
North Texas	2-0	2-0	0-0	0-0
Northern Illinois	1-0	0-0	0-0	1-0
Northwest Missouri State	1-0	1-0	0-0	0-0
Northwestern State	2-4	2-0	0-1	0-3
Old Dominion	1-0	1-0	0-0	0-0
Oklahoma	1-1	1-0	0-1	0-0
Oral Roberts	1-2	1-0	0-2	0-0
Oregon	1-0	1-0	0-0	0-0
Oregon State	1-1	1-0	0-1	0-0
Pennsylvania	2-0	2-0	0-0	0-0
Penn State	0-1	0-1	0-0	0-0
Pepperdine	2-0	1-0	1-0	0-0
Phillips College	1-0	1-0	0-0	0-0
Pittsburgh	0-1	0-0	0-0	0-1
Portland	2-0	1-0	1-0	0-0
Portland State	0-1	0-0	0-0	0-1
Prairie View A&M	2-0	2-0	0-0	0-0
Princeton	1-0	1-0	0-0	0-0
Providence	1-0	1-0	0-0	0-0
Puerto Rico-Mayaguez	1-0	0-0	0-0	1-0
Purdue	0-2	0-1	0-1	0-0
Rhode Island	2-0	1-0	1-0	0-0
Rice	13-11	6-5	7-5	0-1
Richmond	1-0	0-0	1-0	0-0
Robert Morris	1-1	0-1	0-0	1-0
Sacramento State	1-0	1-0	0-0	0-0
Saint Joseph's	1-1	1-0	0-0	0-1
Saint Louis	10-2	6-0	3-2	1-0
Samford	0-1	0-1	0-0	0-0
Sam Houston State	1-1	1-0	0-1	0-0
Shorter College	0-1	0-0	0-1	0-0
Siena	1-0	0-0	1-0	0-0
South Alabama	8-11	5-4	3-7	0-0
South Carolina	0-12	0-4	0-3	0-5
South Florida (USF)	19-9	9-4	8-5	2-0
Southeastern Louisiana	13-6	9-0	4-6	0-0
Southern	2-4	2-1	0-1	0-2
Southern Methodist (SMU)	14-11	8-4	6-7	0-0
Southern Mississippi	27-33	19-12	8-20	0-1
Southern Utah	1-0	0-0	0-0	1-0
Spring Hill	13-2	8-1	5-1	0-0
Stanford	0-1	0-0	0-1	0-0
Stephen F. Austin	5-4	3-2	2-2	0-0
Stetson	1-0	1-0	0-0	0-0
Tampa	1-0	0-0	1-0	0-0
Temple	0-1	0-1	0-0	0-0
Texas	0-1	0-0	0-1	0-0
Texas A&M	4-3	3-1	1-1	0-1
Texas A&M-Corpus Christi	1-1	0-1	1-0	0-0
Texas-Arlington	1-1	1-1	0-0	0-0
Texas Christian (TCU)	5-4	2-1	2-2	1-1
Texas-El Paso (UTEP)	7-6	4-3	3-3	0-0
Texas-San Antonio	1-2	1-2	0-0	0-0
Texas State	1-0	0-0	1-0	0-0
Texas Tech	1-3	1-0	0-3	0-0
Texas Women's	0-1	0-1	0-0	0-0
Toledo	1-0	1-0	0-0	0-0
Troy	3-0	2-0	1-0	0-0
Tulsa	10-4	5-2	5-2	0-0
Vermont	1-0	0-0	0-0	1-0
Virginia	1-0	1-0	0-0	0-0
Virginia Commonwealth (VCU)	5-6	2-2	3-3	0-1
Virginia Tech	8-9	6-2	1-6	1-1
West Florida	4-0	2-0	2-0	0-0
West Virginia	1-0	1-0	0-0	0-0
Wichita State	1-0	0-0	0-0	1-0
William Carey	4-5	4-0	0-5	0-0
William & Mary	1-0	1-0	0-0	0-0
Winthrop	2-0	1-0	1-0	0-0
Xavier (New Orleans)	5-7	3-2	2-4	0-1
Xavier (Ohio)	1-0	0-0	0-0	1-0
Yale	1-0	1-0	0-0	0-0

bold italics indicates potential 2011-12 opponent



All-Time Letterwinners

TULANE UNIVERSITY

PLAYER	Jersey	Ht	Pos	Hometown	Years	GP	FG	FGA	FG%	3s	3A	3%	FT	FTA	FT%	OR-DR	RPG	Ast	Blk	St	Pts	PPG	
Aidoo, Tiffany	23	5-9	G/F	Slidell, La.	08-09	10	129	365	.918	.398	.163	.465	.351	.154	.241	.639	.172-252	3.3	.172	.11	.165	1047	8.1
Alligood, Tracy	32				81		1	0	.000	0	0	.000	2	2	1.000	0-0	0.0	9	0	0	2	2.0	
Archinard, Tom-meka	13	5-9	G	Lake Charles, La.	91-93		39	33	.118	.280	0	0	.000	41	52	.788	17-34	1.3	.24	2	.16	107	2.7
Barnes, Evanda	44	6-1	F	Donaldsonville, La.	88-89		54	363	.660	.550	3	.13	.231	142	222	.640	102-365	8.6	.39	.19	.99	871	16.1
Barnes, Kendra	00	6-2	F	Tulsa, Okla.	06-07-08		81	143	.285	.502	0	0	.000	74	160	.463	99-227	4.0	.45	9	.35	360	4.4
Barnes, Roshaunda	11	5-5	G	Baton Rouge, La.	08-09	10	115	321	.894	.359	.48	.196	.245	187	288	.649	87-213	2.6	.377	.30	.231	877	7.6
Barrois, Thomee	50/40	6-2	F	Buras, La.	88-89	90	90	93	.243	.383	0	0	.000	53	131	.405	94-163	2.9	.33	7	.21	239	2.7
Benzio, Brett	44	6-3	C	Palm City, Fla.	09	10	92	285	.572	.498	0	0	.000	148	229	.646	229-503	8.0	.104	.156	.66	.718	7.8
Bibbins, Whitney	32	5-10	G/F	Baton Rouge, La.	11		26	79	.182	.434	4	.21	.190	34	46	.739	57-72	5.0	.21	.15	.21	196	7.5
Blankenship, Brooke	42	5-10	F	Heber Springs, Ark.	11		10	0	3	.000	0	.1	.000	2	2	1.000	1-1	.02	1	0	0	2	0.2
Bregman, Tammy	14	5-4	G	Atlanta, Ga.	76		22	28	.99	.283	0	0	.000	7	21	.333	.37	1.7	.12	0	0	.63	2.9
Brown, Alendra	55	6-3	C	New Orleans, La.	05-06	07-08	111	277	.595	.466	0	.3	.000	187	274	.682	254-276	4.8	.76	.54	.89	741	6.7
Brown, Chassity	32	5-7	G	Shreveport, La.	07-08	09-10	109	320	.841	.381	.107	.351	.305	222	337	.659	80-239	2.9	.206	.24	.211	969	8.9
Brown, Paula	25	5-9	F	Ocean Springs, Miss.	83-84	85-86	112	345	.973	.355	0	0	.000	133	193	.689	.399	3.6	.125	2	.8	823	7.3
Bryant, Kim	33	6-0	F	Little Rock, Ark.	93-94	95	110	443	.949	.467	0	.3	.000	168	257	.654	218-458	6.1	.76	.12	.132	1054	9.6
Burse, Janell	33	6-5	C	New Orleans, La.	97-98	99-00	116	636	.1098	.579	1	.1	1.000	352	625	.563	391-490	7.6	.71	.248	.108	1625	14.0
Byrd, Martha	12	5-4	G	Pascagoula, Miss.	78-79		40	63	.192	.328	0	0	.000	47	63	.746	.61	1.5	.49	0	0	.173	4.3
Captain, Sarah	44	6-2	C	Virginia Beach, Va.	90-91	92-93	108	223	.484	.461	0	.1	.000	167	239	.699	183-239	4.2	.66	.41	.54	613	5.7
Carroll, Jessica	14	6-0	G	League City, Texas	00-01	02-03	60	24	.65	.369	0	.3	.000	19	26	.731	19-53	1.2	.12	4	.4	67	1.1
Carter, Geneva	15	6-1	F	Baton Rouge, La.	96		10	6	.11	.545	0	0	.000	5	9	.556	4-6	1.0	.1	1	.2	17	1.7
Cates, Debbie	31	5-8	F	Ponte Vedra, Fla.	76		8	2	0	.000	0	0	.000	1	0	.000	0-0	0.0	0	0	0	5	0.6
Cathrall, Elizabeth Ann	20	5-9	F/C	Eufaula, Ala.	76		13	45	0	.000	0	0	.000	25	0	.000	0-0	0.0	0	0	0	.115	8.8
Cayette, Shelly	30	6-4	C	St. James, La.	03-04	05	44	30	.59	.508	0	0	.000	2	8	.250	8-23	0.7	.11	8	.9	62	1.4
Cizmar, Kiki	31	6-1	G	Zagreb, Croatia	97-98	98-99	83	150	.346	.434	.36	.96	.375	26	39	.667	28-99	1.5	.119	.15	.48	362	4.4
Cleveland, Cailin	13	5-10	G	Kenner, La.	08		19	6	.17	.353	0	.1	.000	9	10	.900	2-11	0.7	.13	0	.2	21	1.1
Clifton, Tiffany	52	5-10	F	Leesville, La.	95		11	5	.8	.625	0	0	.000	13	16	.813	3-7	0.9	.4	0	2	23	2.1
Coleman, Roma	12	5-8	G	Houston, Texas	92-93	94-95	113	176	.532	.331	0	.11	.000	149	258	.578	122-206	2.9	.388	.13	.153	501	4.4
Crawford, Margie	42	6-0	C	Gretna, La.	85		23	76	.188	.404				41	68	.603	.138	6.0	.37	0	0	.193	8.4
Dalby, Rebecca	15	5-9	F	Deer Park, Texas	76		13	58	0	.000	0	0	.000	21	0	.000	0	0.0	0	0	0	.137	10.5
Daley, Grace	4	5-8	G	Ocala, Fla.	97-98	99-00	122	747	.1489	.502	.187	.525	.356	578	744	.777	263-331	4.9	.345	.18	.289	2259	18.5
Dornen, Dee Dee	25	5-5	G	Chalmette, La.	88		24	8	.22	.364	0	0	.000	13	20	.650	.76	3.2	.10	1	.11	29	1.2
Dove, Monica	34	5-8	G	New Orleans, La.	85-86	87-88	109	409	.1014	.403	1	.4	.250	201	320	.628	.526	4.8	.106	1	.53	1020	9.4
Drew, Destiny	51	6-1	F	Houston, Texas	04-05		45	20	.40	.500	0	0	.000	8	15	.533	24-25	1.1	.3	6	.12	48	1.1
Duclos, Sharon	13	5-10	F	Vicksburg, Miss.	83-84	85-86	108	125	.308	.406	0	0	.000	137	230	.596	.278	2.6	.82	0	.10	.387	3.6
Eagan, Ellen	32	5-11	F/C	New Orleans, La.	78		16	14	.51	.275	0	0	.000	8	23	.348	.48	3.0	.3	0	0	.36	2.3
Edison, Karen	33	5-9	F	Westborough, Mass.	90-91		55	115	.287	.401	0	0	.000	85	160	.531	82-107	3.4	.21	6	.20	315	5.7
Farris, Barbara	54	6-3	C	Harvey, La.	95-96	97-98	118	660	.1036	.637	1	.2	.500	408	684	.596	351-588	8.0	.105	.47	.144	1729	14.7
Ferguson, Khadrereil	1	5-10	G	Jackson, La.	05-06		10	1	.7	.143	0	.2	.000	0	0	.000	3-2	.05	.1	0	.2	2	0.2
Forster, Susan	13	5-6	F	New Orleans, La.	76		13	6	0	.000	0	0	.000	11	0	.000	0	0.0	0	0	0	.23	1.8
Frey, Mignon	12	5-9	G	Metairie, La.	96-97	98	33	10	.28	.357	5	.12	.417	2	4	.500	2-7	0.3	.25	0	.14	27	0.8
Frey, Nicole	14	5-5	G	Metairie, La.	89-90	91-92	70	102	.336	.304	.12	.50	.240	105	171	.614	28-97	1.8	.169	4	.79	321	4.6
Fuqua, Sherri	14	5-9	G/F	New Orleans, La.	79-80	81-82	104	479	.1089	.440	0	0	.000	231	303	.762	.383	3.7	.380	9	0	.1189	11.4
Gaudet, Stacey	10	5-9	G	Kenner, La.	84-85	86-87	112	757	.1723	.439	0	0	.000	566	703	.805	.720	6.4	.272	0	.50	2080	18.6
Gilligan, Mary	23	5-5	G	Middletown, N.J.	82		27	40	.107	.374	0	0	.000	18	29	.621	.23	0.9	.79	0	0	.98	3.6
Goodwin, Holly	25	5-11	F	Paron, Ark.	95		6	2	.7	.286	1	.3	.333	4	4	1.000	0-1	.02	0	0	1	9	1.5
Goolsby, Bree	21	6-2	F	Marietta, Ga.	99		4	0	3	.000	0	0	.000	0	0	.000	0-1	.03	0	0	0	0	0.0
Goree, Sarah	11	5-8	G	Baton Rouge, La.	99-00	01-02	126	374	.987	.379	.152	.424	.358	217	274	.792	48-264	2.5	.418	.12	.122	1117	8.9
Grayson, Olivia	21	5-9	G	Metairie, La.	10-11		67	219	.610	.359	.49	.163	.301	158	216	.731	89-255	5.1	.264	.26	.108	645	9.6
Gurr, Danielle	24	5-11	F	Chesterfield, Mo.	85-86	87-88	96	190	.394	.482	0	0	.000	88	119	.739	.242	2.5	.47	4	.36	468	4.9
Hadley, Rodnelle	21	5-8	G	Metairie, La.	95-96	97-98	109	106	.276	.384	4	.9	.444	107	158	.677	39-150	1.7	.221	1	.68	323	3.0
Hall, Mashandra	11/21	5-10	G	Memphis, Tenn.	90-91		48	60	.193	.311	0	0	.000	25	59	.424	38-85	2.6	.36	0	.25	145	3.0
Hampton, Lakeitha	32	6-0	F	New Orleans, La.	02-03	04-05	110	399	.839	.476	1	.5	.200	254	401	.633	297-313	5.5	.57	.19	.134	1053	9.6
Hardie, Kacy	12	5-9	G	Atlanta, Ga.	11		3	0	0	.000	0	0	.000	0	0	.000	0-0	0.0	0	0	0	0	0.0
Haris, Muci	5	5-7	G	Sandweiler, Luxembourg	03		29	72	.180	.400	.47	.125	.376	29	38	.763	15-47	2.1	.61	2	.36	220	7.6
Hauser, Holly	24	5-8	F	Monumet, Colo.	89-90	91-92	47	9	.51	.176	1	.4	.250	3	10	.300	8-23	0.7	.10	1	.6	22	0.5
Haynes, Nancy	12	5-5	G	New Orleans, La.	84-85	86-87	71	31	.86	.360	0	0	.000	26	49	.531	.37	0.5	.72	1	.14	88	1.2
Hector, Salome	23	5-5	G	Houma, La.	99-00	01-02	88	128	.331	.387	.20	.71	.282	135	196	.689	64-105	2.7	.113	.11	.112	411	4.7
Heiderer, Sarah	25	5-9	F	Huntington Woods, Mich.	81-82	83-84	87	70	.195	.359	0	0	.000	28	56	.500	.177	2.0	.15	1	.4	168	1.9
Heike, Teresa	34	6-3	C	Royal Oak, Mich.	80-81	82-83	71	191	.350	.546	0	0	.000	83	114	.728	.225	3.2	.20	.36	0	.465	6.5
Hendy, D'Aundra	23	5-8	G	Houma, La.	03-04	05-07	111	403	.996	.405	.56	.196	.286	192	308	.623	117-240	3.2	.322	.43	.260	1054	9.5
Hill, Sharon	22	5-9	F	Kenner, La.	79-80	81-82	98	223	.425	.525	0	0	.000	53	78	.679	.353	3.6	.131	2	0	.499	5.1
Howell, Cassandra	34	5-10	F	Memphis, Tenn.	90-91	92-93	87	100	.298	.336	1	.2	.500	155	242	.640	124-149	3.1	.26	.22	.35	356	4.1
Johnson, Tia	5	5-9	G	Houston, Texas	07-08	09	41	23	.49	.469	2	.10	.200	23	34	.676	15-17	0.8	.22	2	.10	.71	1.7
Johnson, Keisha	15	5-11	F	Morgan City, La.	91-92	93-94	112	729	.1198	.609	0	0	.000	365	653	.559	465-653	9.4	.72	.24	.222	1823	16.3
Johnson, Keri	32	5-8	F	Belle Chasse, La.	89-90	91-92	34	1	.10	.100													

All-Time Letterwinners



PLAYER	Jersey	Ht	Pos	Hometown	Years	GP	FG	FGA	FG%	3s	3A	3%	FT	FTA	FT%	OR-DR	RPG	Asst	Blk	St	Pts	PPG			
Klingman, Barbara	31	5-11	F	Metairie, La.	78	79	43	173	411	421	0	0	000	82	151	543	238	5.5	12	0	0	428	10.0		
Koch, Kristen	32	5-11	F/G	Trenton, Ill.	96	97	98	99	117	205	510	402	57	161	354	111	155	716	98-228	2.8	154	20	80	578	4.9
Langford, Ashley	2	5-5	G	Harrisburg, Pa.	06	07	08	09	121	314	919	342	39	146	267	380	453	839	79-324	3.3	722	9	234	1047	8.7
LeBlanc, Brenda	30	5-9	F	Lafayette, La.	79		5	1	1	1.000	0	0	000	0	0	000	0	0.3	0.6	1	0	0	2	0.4	
Lebsack, Elizabeth	35/32	6-0	C	Great Bend, Kansas	83	84	56	195	418	467	0	0	000	79	135	585	336	6.0	14	13	9	469	8.4		
Lennix, Kinya	21	5-9	G	LaPlace, La.	02	03	04	05	92	83	257	323	0	5	000	35	61	574	36-84	1.3	36	13	18	201	2.2
Lewis, Jann	14	5-6	G	New Orleans, La.	83	85	86	87	110	366	842	435	0	0	000	229	319	718	399	3.6	240	1	50	961	8.7
Lindsey, Brittany	35	6-1	F	Atlanta, Ga.	08	09	10	11	96	435	857	508	1	2	500	163	266	613	202-249	4.7	64	111	81	1034	10.8
Lowry, Mary	11	5-8	G	Bossier City, La.	96	97	63	300	690	435	46	133	346	216	290	745	70-175	3.9	215	12	112	862	13.7		
Luckhurst, Nikki	3	5-8	G	Duluth, Ga.	05	06	07	08	113	303	848	357	193	565	342	80	96	833	89-226	2.8	181	11	103	879	7.8
Lymon, Keisha	00	6-3	F	Donaldsville, La.	02	03	38	36	83	434	0	1	000	22	32	688	32-73	2.8	12	27	10	94	2.5		
Marino, Mary Ann*	35	5-11	F	Metairie, La.	93	95	96	97	121	452	1147	394	111	361	307	219	269	814	202-300	4.1	325	64	187	1234	10.2
McDonald, Brittany	31	6-1	F	Atlanta, Ga.	11		12	7	14	500	0	0	000	2	4	500	5-10	1.3	4	2	0	16	1.3		
McKiver, Teana	32	6-3	C	Buelaville, N.C.	01	02	03	96	487	828	588	2	2	1.000	228	409	557	236-398	6.6	99	217	84	1204	12.5	
McLemore, Joanna					87		20	6	23	261	0	0	000	6	8	750	0-5	0.3	10	1	3	18	0.9		
Modenbach, Jerrye	33	6-0	F	Jefferson, La.	79		16	5	16	313	0	0	000	5	10	500	0-11	0.7	1	0	0	15	0.9		
Modenbach, Mary	22	5-8	F	Jefferson, La.	78		14	4	18	222	0	0	000	4	9	444	0-10	0.7	2	0	0	12	0.9		
Monroe, Sheila	21	5-10	F	Twin Falls, Idaho	78		5	1	7	143	0	0	000	0	0	000	0	0.0	0	0	0	2	0.4		
Montagnino, Jami	11	5-8	G	Baton Rouge, La.	04	05	06	07	114	353	935	378	157	485	324	248	288	861	77-323	3.5	237	15	130	1111	9.7
Moore, Tymeeka	22	5-9	G	Houston, Texas	02	03	04	05	89	120	283	424	0	8	000	60	98	612	85-187	3.1	70	36	81	300	3.4
Morris, Jeannie	22	5-4	G	Donaldsonville, La.	76		13	27	0	000	0	0	000	5	0	000	0	0.0	0	0	0	59	4.5		
Nadeau, Kelly	12	5-6	G	Hudson, N.H.	01	02	03	04	124	271	733	370	147	464	317	140	182	769	46-240	2.3	346	9	197	829	6.7
Nierman, Patricia	24	5-6	G	Anacortes, Wash.	76	77	78	41	111	183	607	0	0	000	39	25	1560	43	1.0	17	0	0	261	6.4	
Norris, La'Shanna	24	6-2	F	Joaquin, Texas	00		24	17	25	680	0	0	000	8	12	667	15-20	1.5	1	11	5	42	1.8		
Nunn, Daniel	20	5-9	G/F	Arlington, Texas	10	11	59	265	476	557	0	7	000	249	371	671	113-181	4.9	92	7	92	779	13.2		
Nwokedi, Jennifer	42	6-1	F	Houston, Texas	09	10	45	24	53	453	0	0	000	14	24	583	23-30	1.2	2	16	3	62	1.4		
Owens, Susan	12	5-8	G/F	Southfield, Mich.	80	81	82	83	109	332	688	483	0	0	000	130	153	850	284	2.6	429	3	50	794	7.3
Palman, Melissa	10	5-4	G	Bethesda, Md.	83	84	85	86	102	101	321	315	0	0	000	105	154	682	129	1.3	84	2	23	307	3.0
Palrang, Mellicent	33	6-2	C	Caldwell, Idaho	84	85	86	87	103	179	424	422	0	0	000	141	196	719	340	3.3	49	2	12	499	4.8
Pertuit, Kristi	21	5-6	G	Kenner, La.	92	93	94	95	103	135	368	367	10	30	333	151	199	759	60-96	1.5	121	1	49	431	4.2
Philpots, Dominique	45	6-3	F	Riverdale, Ga.	05	06	07	08	109	164	408	402	0	0	000	64	95	674	118-204	3.0	19	85	32	392	3.6
Rainey, Chasity	32	5-9	F	Casa, Ark.	92	93	94	95	59	74	232	319	45	139	324	38	61	623	34-58	1.6	27	0	23	231	3.9
Reilly, Megan	13/30	5-7	F	New Orleans, La.	78	79	44	135	308	438	0	0	000	86	150	573	208	4.7	43	0	0	356	8.1		
Roberson, Fabrecia*	22	5-11	F	Hefflin, La.	97	98	99	00	124	293	630	465	0	6	000	242	345	701	145-379	4.2	149	31	110	828	6.7
Rusch, Deborah	25	5-7	G	Woodstock, Ga.	91	92	93	94	112	387	1141	339	134	487	275	76	107	710	45-204	2.2	388	18	147	984	8.8
Rust, Angela	42/12	6-3	C	Grafton, Va.	89	90	91	92	109	254	598	425	0	0	000	193	250	772	201-291	4.5	46	90	70	701	6.4
Sands, Jennifer	33	6-0	F	Dallas, Texas	05	06	07	71	222	479	463	19	60	317	93	144	646	88-248	4.7	71	20	48	556	7.8	
Scanlon, Kelly	13	5-9	G	Ballston Lake, N.Y.	97	98	00	01	123	130	397	327	82	259	317	75	109	688	38-208	2.0	266	10	71	417	3.4
Shapiro, Lisa	24	5-4	G	Cincinnati, Ohio	76		13	5	0	000	0	0	000	2	0	000	0	0.0	0	0	0	12	0.9		
Shaw, Kim	21	6-0	F/C	Brentwood, Mo.	76		13	33	0	000	0	0	000	5	0	000	0	0.0	0	0	0	71	5.5		
Shlagman, Sara	22	6-1	C	Washington, D.C.	83	84	85	86	96	314	727	432	0	0	000	138	252	548	605	6.3	17	3	3	766	8.0
Simmons, Courtney	25	5-10	G	Baton Rouge, La.	04	05	32	56	141	397	5	25	200	60	90	667	16-60	2.4	68	3	36	177	5.5		
Simpson, Stephanie	55	6-3	C	Lake Charles, La.	92	93	94	95	103	72	201	358	2	4	500	31	47	660	52-116	1.6	27	60	31	177	1.7
Staton, Kiara	50	6-3	F	Ocean Springs, Miss.	08	09	44	28	67	418	0	0	000	8	14	571	22-58	1.8	5	6	8	64	1.5		
Slaughter, Gwen	45	6-2	F	Mamou, La.	99	01	02	03	126	432	843	512	0	1	000	224	386	580	332-630	7.6	185	210	171	1088	8.6
Smith, Melisa	21/11	5-8	G	Mandeville, La.	79		3	1	2	500	0	0	000	0	0	000	0	0.2	0.7	1	0	0	2	0.7	
Smith, Phoebe	43/40	5-10	C	Mandeville, La.	79		23	44	112	393	0	0	000	36	61	590	88	3.8	1	0	0	124	5.4		
Snow, Tyria	25	5-8	G	Shreveport, La.	10	11	51	21	47	447	3	7	429	8	14	571	12-34	0.9	47	5	19	53	1.0		
Solomon, Sheri	22	6-0	F	New Orleans, La.	88		12	9	20	450	0	0	000	3	4	750	11	0.9	1	0	1	21	1.8		
Staidum, Sasha	24	5-7	G	Houma, La.	06	07	08	78	99	261	379	9	29	310	47	81	580	70-95	2.1	38	6	33	254	3.3	
Stokes, Laura	51	6-1	F/C	Sydney, Australia	11		3	2	2	1.000	0	0	000	0	0	000	0	0.1	0.3	1	0	0	4	1.3	
Themann, Britt	34	6-1	F	Seattle, Wash.	00	01	02	03	128	284	706	402	174	471	369	157	201	781	88-150	1.9	97	22	54	899	7.0
Thomas, Schandel					89		26	63	142	444	0	0	000	24	42	571	25-66	3.5	52	2	28	150	5.8		
Thomas, Tracey	50	6-2	C	Leesville, La.	94	95	12	0	7	000	0	0	000	3	10	300	4-6	0.8	0	0	0	3	0.3		
Thomaskutty, Christy	23	5-6	G	Somersville, Ala.	93	94	95	96	118	401	1005	399	295	778	379	270	347	778	69-277	2.9	367	6	172	1367	11.6
Toujouse, Patricia OJ.	15	5-8	F	Metairie, La.	78	79	80	81	90	477	1128	423	0	0	000	121	170	712	390	4.3	218	0	0	1075	11.9
Towry, Sharon	13	5-8	F	Rayne, La.	80	81	82	83	93	116	316	367	0	0	000	45	66	682	155	1.7	105	2	13	277	3.0
True, Cheryl	33	5-11	G	Texarkana, Texas	88	89	54	86	244	352	7	22	318	44	77	571	20-156	3.3	53	4	29	223	4.1		
Tupper, Margaret	33	6-1	F/C	South Portland, Maine	81	82	83	73	224	323	693	0	0	000	108	179	603	405	5.5	32	15	19	556	7.6	
Turnbull, Taryn	44	5-10	G	Kingston, Ontario	98	99	00	01	109	98	242	405	25	93	269	73	115	635	73-119	1.8	233	15	81	294	2.7
Tyner, Teresa	23	5-9	G	Victoria, Texas	90	91	12	41	121	339	0	0	000	27	41	659	11-24	2.9	29	0	16	109	9.1		
Valicevic, Megan	14	5-11	G/F	The Woodlands, Texas	06	07	08	09	122	232	549	423	53	159	333	168	229	734	149-234	3.1	97	8	84	685	5.6
Vicknair, Lacey	5	6-2	F	Metairie, La.	96	97	98	99	121	225	584	385	7	32	219	147	230	639	152-357	4.2	162	52	117	604	5.0
Vossen, Marysue																									



1,000-Point Club

TULANE UNIVERSITY



1. GRACE DALEY (1996-2000)

2,259 Points

		-----Total-----			----3-Point----			---Free-Throw---			-----Rebounds-----									
Year	GP-GS	FG	FGA	FG%	FG	FGA	Pct	FT	FTA	Pct	Off	Def	Tot	Avg	Ast	TO	Bk	St	Pts	Avg
1996-97	32-1	143	289	.495	38	85	.447	108	142	.761	63	64	127	4.0	51	81	2	75	432	13.5
1997-98	28-28	193	376	.513	56	152	.368	121	162	.747	57	65	122	4.4	74	107	2	81	563	20.1
1998-99	30-28	184	359	.513	40	123	.325	164	201	.816	66	90	156	5.2	96	95	6	58	572	19.1
1999-2000	32-32	227	465	.488	53	165	.321	145	239	.774	77	112	189	5.9	124	108	8	75	692	21.6
Totals	122-89	747	1489	.502	187	525	.356	578	744	.777	263	331	594	4.9	345	391	18	289	2259	18.5



2. STACEY GAUDET (1983-87)

2,080 Points

Year	GP-GS	-----Total-----			----3-Point----			---Free-Throw---			-----Rebounds-----					Ast	TO	Bk	St	Pts	Avg
		FG	FGA	FG%	FG	FGA	Pct	FT	FTA	Pct	Off	Def	Tot	Avg							
1983-84	28-NA	154	371	.415	0	0	.000	107	126	.849	-	-	158	5.6	103	-	-	-	415	14.8	
1984-85	28-NA	173	455	.380	0	0	.000	111	134	.828	-	-	181	6.5	71	-	-	-	457	16.3	
1985-86	28-28	198	401	.494	0	0	.000	203	242	.839	-	-	166	5.9	101	-	-	-	599	21.4	
1986-87	28-28	232	496	.468	0	0	.000	145	201	.721	-	-	215	7.7	100	107	0	50	609	21.8	
Totals	112-NA	757	1723	.439	0	0	.000	566	703	.805	-	-	720	6.4	375	-	-	-	2080	18.6	



3. CARMEN JONES (1986-90)

1,876 Points

Year	GP-GS	-----Total-----			----3-Point----			---Free-Throw---			-----Rebounds-----					Ast	TO	Bk	St	Pts	Avg
		FG	FGA	FG%	FG	FGA	Pct	FT	FTA	Pct	Off	Def	Tot	Avg							
1986-87	28-18	101	214	.472	0	0	.000	37	64	.578	-	-	137	4.9	62	79	2	63	239	8.5	
1987-88	28-28	160	329	.486	7	23	.304	83	129	.643	-	-	192	6.9	118	-	1	90	410	14.6	
1988-89	27-27	210	411	.511	1	10	.100	116	162	.716	54	119	173	6.4	123	134	6	65	537	19.9	
1989-90	28-28	252	664	.380	42	140	.300	144	201	.716	92	150	242	8.6	64	127	1	89	690	24.6	
Totals	111-101	723	1618	.447	50	173	.289	380	556	.683	-	-	744	6.7	367	-	10	307	1876	16.9	



4. KEISHA JOHNSON (1990-94)

1,826 Points

		-----Total-----			----3-Point----			---Free-Throw---			-----Rebounds-----									
Year	GP-GS	FG	FGA	FG%	FG	FGA	Pct	FT	FTA	Pct	Off	Def	Tot	Avg	Ast	TO	Bk	St	Pts	Avg
1990-91	28-27	166	282	.587	0	0	.000	49	109	.450	100	134	234	8.4	20	58	6	36	381	13.6
1991-92	26-24	144	237	.608	0	0	.000	83	147	.565	109	130	239	9.2	10	66	6	54	371	13.4
1992-93	27-26	178	280	.636	0	0	.000	93	172	.541	113	143	256	9.5	20	59	5	49	449	16.6
1993-94	31-31	241	399	.604	0	0	.000	140	225	.622	143	176	319	10.3	22	74	7	83	622	20.1
Totals	112-108	729	1198	.609	0	0	.000	365	653	.559	465	583	1048	9.4	72	257	24	222	1823	16.3



5. BARBARA FARRIS (1994-98)

1,729 Points

1994-95																				1995-96		1996-97		1997-98		Totals	
Year	GP-GS	-----Total-----			----3-Point----			---Free-Throw---			-----Rebounds-----				Ast	TO	Bk	St	Pts	Avg							
		FG	FGA	FG%	FG	FGA	Pct	FT	FTA	Pct	Off	Def	Tot	Avg													
1994-95	28-28	161	269	.599	0	1	.000	116	198	.586	92	132	224	8.0	13	75	12	28	438	15.6							
1995-96	31-30	178	284	.627	0	0	.000	109	194	.562	111	137	248	8.0	22	76	12	34	465	15.0							
1996-97	32-31	170	273	.623	0	0	.000	97	161	.602	85	161	246	7.7	40	80	14	48	437	13.7							
1997-98	27-25	151	210	.719	1	1	1.00	86	131	.656	63	158	221	8.2	30	73	9	34	389	14.4							
Totals	118-114	660	1036	.637	1	2	.500	408	684	.596	351	588	939	8.0	105	304	47	144	1729	14.7							



6. JANELL BURSE (1997-2001)

1,625 Points

	-----Total-----				----3-Point----			---Free-Throw---			-----Rebounds-----										
Year	GP-GS	FG	FGA	FG%	FG	FGA	Pct	FT	FTA	Pct	Off	Def	Tot	Avg	Ast	TO	Bk	St	Pts	Avg	
1997-98	22-0	37	78	.474	0	0	.000	19	41	.463	29	37	66	3.0	5	23	28	4	93	4.2	
1998-99	30-1	133	237	.561	0	0	.000	58	104	.588	65	83	148	5.3	10	42	74	12	324	10.8	
1999-00	32-32	233	392	.594	0	0	.000	139	228	.610	145	170	315	9.8	26	58	80	46	605	18.9	
2000-01	32-32	233	391	.596	1	1	1.00	136	252	.540	152	190	342	10.7	30	102	66	46	603	18.8	
Totals	116-65	636	1098	.579	1	1	1.00	352	625	.563	391	480	871	7.5	71	225	248	108	1625	14.0	



7. DARYL KIMCHE (1980-84)

1,363 Points

Year	GP-GS	-----Total-----			----3-Point----			---Free-Throw---			-----Rebounds-----					Ast	TO	Bk	St	Pts	Avg
		FG	FGA	FG%	FG	FGA	Pct	FT	FTA	Pct	Off	Def	Tot	Avg							
1980-81	21-NA	43	77	.558	0	0	.000	16	17	.941	-	-	19	0.9	28	-	-	-	102	4.9	
1981-82	27-22	136	287	.474	0	0	.000	54	78	.692	-	-	103	3.8	52	-	-	-	326	12.1	
1982-83	28-27	182	415	.439	0	0	.000	94	133	.707	-	-	133	4.8	113	89	2	23	458	16.4	
1983-84	28-NA	173	380	.455	0	0	.000	131	181	.724	-	-	190	6.8	113	-	-	-	477	17.0	
Totals	104-NA	534	1159	.461	0	0	.000	295	409	.721	-	-	445	4.3	306	-	-	-	1363	13.1	



8. TERRY JOHNSON (1978-81)

1,358 Points

Year	GP-GS	-----Total-----			----3-Point----			---Free-Throw---			-----Rebounds-----					Ast	TO	Bk	St	Pts	Avg
		FG	FGA	FG%	FG	FGA	Pct	FT	FTA	Pct	Off	Def	Tot	Avg							
1978-79	21-NA	129	328	.393	0	0	.000	82	130	.631	-	-	163	7.0	30	-	-	-	340	16.2	
1979-80	27-NA	218	428	.509	0	0	.000	112	162	.691	-	-	248	9.1	37	-	-	-	548	20.2	
1980-81	27-NA	186	343	.543	0	0	.000	97	131	.740	-	-	183	6.7	23	-	-	-	469	17.4	
Totals	75-NA	533	1099	.485	0	0	.000	291	423	.688	-	-	594	7.9	90	-	-	-	1357	18.1	

1,000-Point Club



9. CHRISTY THOMASKUTTY (1992-96)

1,331 Points

Year	GP-GS	-----Total-----			----3-Point----			---Free-Throw---			-----Rebounds-----								Pts	Avg
		FG	FGA	FG%	FG	FGA	Pct	FT	FTA	Pct	Off	Def	Tot	Avg	Ast	TO	Bk	St		
1992-93	27-8	80	201	.398	50	138	.362	83	101	.822	13	45	58	2.1	58	60	3	24	293	10.9
1993-94	31-31	124	314	.395	98	245	.400	76	104	.731	29	82	111	3.6	112	62	2	53	422	13.6
1994-95	29-29	105	276	.380	87	223	.390	62	76	.816	20	70	90	3.1	101	77	1	45	359	12.4
1995-96	31-31	74	214	.346	60	172	.349	49	66	.742	7	80	87	2.8	96	69	0	50	257	8.3
Totals	118-99	383	1005	.381	295	778	.379	270	347	.778	69	277	346	2.9	367	268	6	172	1331	11.3



10. MARY ANN MARINO (1992-97)

1,234 Points

Year	GP-GS	-----Total-----			----3-Point----			---Free-Throw---			-----Rebounds-----								Pts	Avg
		FG	FGA	FG%	FG	FGA	Pct	FT	FTA	Pct	Off	Def	Tot	Avg	Ast	TO	Bk	St		
1992-93	27-23	106	252	.421	19	60	.317	64	79	.810	49	65	114	4.2	45	67	14	45	295	10.9
1993-94	3-2	14	35	.400	3	6	.500	6	7	.857	10	7	17	5.7	9	8	2	10	37	12.3
1994-95	29-29	119	332	.358	33	103	.320	53	72	.736	56	98	154	5.3	130	86	20	51	324	11.2
1995-96	30-28	99	245	.404	21	83	.253	45	51	.882	46	72	118	3.9	77	92	19	45	264	8.8
1996-97	32-32	114	283	.403	35	109	.321	51	60	.850	41	58	99	3.1	64	68	9	36	314	9.8
Totals	121-114	452	1147	.394	111	361	.307	219	269	.814	202	300	502	126	325	321	64	187	1234	10.2



11. TEANA MCKIVER (2000-03)

1,204 Points

Year	GP-GS	-----Total-----			----3-Point----			---Free-Throw---			-----Rebounds-----								Pts	Avg
		FG	FGA	FG%	FG	FGA	Pct	FT	FTA	Pct	Off	Def	Tot	Avg	Ast	TO	Bk	St		
2000-01	32-2	103	189	.545	0	0	.000	52	99	.525	53	115	168	5.3	22	69	58	18	258	8.1
2001-02	35-35	235	377	.623	0	0	.000	104	189	.550	116	144	260	7.4	25	89	79	31	574	16.4
2002-03	29-29	149	262	.569	2	2	1.00	72	121	.595	67	139	206	7.1	52	77	80	35	372	12.8
Totals	96-66	487	828	.588	2	2	1.00	228	409	.557	236	398	634	6.6	99	235	217	84	1204	12.5



12. SHERRI FUQUA (1978-82)

1,189 Points

Year	GP-GS	-----Total-----			----3-Point----			---Free-Throw---			-----Rebounds-----								Pts	Avg
		FG	FGA	FG%	FG	FGA	Pct	FT	FTA	Pct	Off	Def	Tot	Avg	Ast	TO	Bk	St		
1978-79	23-NA	108	265	.407	0	0	.000	74	109	.678	-	-	92	4.0	93	-	-	-	290	12.6
1979-80	27-NA	118	248	.475	0	0	.000	45	57	.789	-	-	108	4.0	84	-	-	-	281	10.4
1980-81	28-NA	126	264	.477	0	0	.000	43	55	.782	-	-	79	2.8	127	-	-	-	295	10.5
1981-82	26-23	127	312	.407	0	0	.000	69	82	.842	-	-	104	4.0	76	-	-	-	323	12.4
Totals	104-NA	479	1089	.440	0	0	.000	231	303	.762	-	-	383	3.7	380	-	-	-	1189	11.4



13. SARAH GOREE (1998-2002)

1,117 Points

Year	GP-GS	-----Total-----			----3-Point----			---Free-Throw---			-----Rebounds-----								Pts	Avg
		FG	FGA	FG%	FG	FGA	Pct	FT	FTA	Pct	Off	Def	Tot	Avg	Ast	TO	Bk	St		
1998-99	29-9	72	173	.416	23	64	.359	44	54	.815	8	42	50	1.7	55	89	1	22	211	7.3
1999-2000	31-30	96	233	.412	46	111	.414	31	43	.721	10	58	68	2.2	107	99	4	23	269	8.7
2000-01	32-31	106	310	.342	45	121	.372	78	96	.813	21	90	111	3.5	138	102	4	35	335	10.5
2001-02	34-25	100	271	.369	38	128	.297	64	81	.790	9	74	83	2.4	118	112	3	42	302	8.9
Totals	126-95	374	987	.379	152	424	.358	217	274	.792	48	264	312	2.5	418	402	12	122	1117	8.9



14. JAMI MONTAGNINO (2003-07)

1,111 Points

Year	GP-GS	-----Total-----			----3-Point----			---Free-Throw---			-----Rebounds-----								Pts	Avg
		FG	FGA	FG%	FG	FGA	Pct	FT	FTA	Pct	Off	Def	Tot	Avg	Ast	TO	Bk	St		
2003-2004	27-10	35	117	.299	21	78	.269	23	37	.622	18	41	59	2.2	30	45	0	12	114	4.2
2004-2005	27-27	64	193	.332	36	111	.324	38	43	.884	7	69	76	2.8	67	55	6	34	202	7.5
2005-2006	27-27	102	268	.381	40	131	.305	80	89	.899	20	98	118	4.4	78	75	5	24	324	12.0
2006-2007	33-33	152	357	.426	60	165	.365	107	119	.899	32	115	147	4.5	62	65	4	60	471	14.3
Totals	114-97	353	935	.378	156	485	.322	248	288	.861	77	323	400	3.5	237	240	15	130	1111	9.8



15. GWEN SLAUGHTER (1998-99, 2000-03)

1,088 Points

Year	GP-GS	-----Total-----			----3-Point----			---Free-Throw---			-----Rebounds-----								Pts	Avg
		FG	FGA	FG%	FG	FGA	Pct	FT	FTA	Pct	Off	Def	Tot	Avg	Ast	TO	Bk	St		
1998-99	30-0	73	117	.624	0	0	.000	25	54	.463	44	104	148	4.9	22	32	57	35	171	5.7
2000-01	32-30	124	257	.482	0	0	.000	73	122	.598	87	166	253	7.9	44	63	51	52	321	10.0
2001-02	35-35	136	268	.507	0	1	.000	69	120	.575	99	194	293	8.4	58	58	54	41	341	9.7
2002-03	29-29	99	201	.493	0	0	.000	57	90	.633	102	166	268	9.2	61	55	48	43	255	8.8
Totals	126-94	432	843	.512	0	1	.000	224	386	.580	332	630	962	7.6	185	208	210	171	1088	8.6



16. PATRICIA "O.J." TOUJOUSE (1977-81)

1,075 Points

Year	GP-GS	-----Total-----			----3-Point----			---Free-Throw---			-----Rebounds-----								Pts	Avg
		FG	FGA	FG%	FG	FGA	Pct	FT	FTA	Pct	Off	Def	Tot	Avg	Ast	TO	Bk	St		
1977-78	13-NA	45	148	.304	0	0	.000	22	34	.647	-	-	58	4.5	11	-	-	-	112	8.6
1978-79	22-NA	94	257	.366	0	0	.000	24	33	.727	-	-	71	3.2	35	-	-	-	212	9.6
1979-80	27-NA	148	346	.428	0	0	.000	29	39	.744	-	-	132	4.9	59	-	-	-	325	12.0
1980-81	28-NA	190	377	.504	0	0	.000	46	64	.719	-	-	129	4.6	113	-	-	-	426	15.2
Totals	90-NA	477	1128	.423	0	0	.000	121	170	.712	-	-	390	4.3	218	-	-	-	1075	11.9



1,000-Point Club

TULANE UNIVERSITY



T17. D'AUNDRA HENRY (2002-05, 2006-07)

1,054 Points

Year	GP-GS	-----Total-----			----3-Point----			---Free-Throw---			-----Rebounds-----					TO	Bk	St	Pts	Avg
		FG	FGA	FG%	FG	FGA	Pct	FT	FTA	Pct	Off	Def	Tot	Avg	Ast					
2002-2003	24-0	29	72	.403	2	4	.500	7	15	.467	13	21	34	1.4	24	36	3	31	67	2.8
2003-2004	28-13	91	208	.438	10	34	.294	55	98	.561	25	53	78	2.8	83	93	12	66	247	8.8
2004-2005	26-26	137	347	.395	24	86	.279	58	80	.725	47	82	129	5.0	103	82	17	72	356	13.7
2006-2007	33-31	146	369	.396	20	72	.278	72	115	.626	32	84	116	3.5	112	83	11	91	384	11.6
Totals	121-70	403	996	.405	56	196	.286	192	308	.623	117	240	357	2.6	322	294	43	260	1054	8.7



T17. KIM BRYANT (1992-96)

1,054 Points

Year	GP-GS	-----Total-----			----3-Point----			---Free-Throw---			-----Rebounds-----					TO	Bk	St	Pts	Avg
		FG	FGA	FG%	FG	FGA	Pct	FT	FTA	Pct	Off	Def	Tot	Avg	Ast					
1992-93	23-0	29	79	.367	0	0	.000	13	23	.565	20	49	69	3.0	1	21	3	16	71	3.1
1993-94	31-31	144	325	.443	0	0	.000	67	107	.626	96	153	249	8.0	18	56	0	40	355	11.5
1994-95	29-29	156	309	.505	0	1	.000	58	83	.699	52	157	209	7.2	30	60	4	41	370	12.8
1995-96	27-26	114	236	.483	0	2	.000	30	44	.682	50	99	149	5.5	27	48	5	35	258	9.6
Totals	110-86	443	949	.467	0	3	.000	168	257	.654	218	458	676	6.2	76	185	12	132	1054	9.6



19. LAKETHIA HAMPTON (2001-05)

1,053 Points

Year	GP-GS	-----Total-----			----3-Point----			---Free-Throw---			-----Rebounds-----					TO	Bk	St	Pts	Avg
		FG	FGA	FG%	FG	FGA	Pct	FT	FTA	Pct	Off	Def	Tot	Avg	Ast					
2001-02	31-0	36	99	.364	0	0	.000	40	70	.571	51	61	112	3.6	3	38	0	30	112	3.6
2002-03	29-0	84	162	.519	0	1	.000	37	69	.536	55	58	113	3.9	12	58	3	26	205	7.1
2003-04	28-28	140	299	.468	0	0	.000	93	145	.641	108	118	226	8.1	26	95	11	53	373	13.3
2004-05	22-19	139	279	.498	1	4	.250	84	117	.718	83	76	159	7.2	16	50	5	25	363	16.5
Totals	110-79	399	839	.476	1	5	.200	254	401	.633	297	313	610	5.5	57	251	19	184	1053	9.6



T20. TIFFANY AIDOO (2007-11)

1,047 Points

Year	GP-GS	-----Total-----			----3-Point----			---Free-Throw---			-----Rebounds-----					TO	Bk	St	Pts	Avg
		FG	FGA	FG%	FG	FGA	Pct	FT	FTA	Pct	Off	Def	Tot	Avg	Ast					
2007-08	30-11	57	166	.343	11	67	.164	29	40	.725	44	42	86	2.9	44	64	1	28	154	5.1
2008-09	32-2	45	147	.306	7	39	.179	39	70	.557	36	28	64	2.0	30	50	1	30	136	4.3
2009-10	33-27	117	249	.470	58	134	.433	39	58	.672	49	81	130	3.9	58	59	5	48	331	10.0
2010-11	34-34	146	356	.410	87	225	.387	47	73	.644	43	101	144	4.2	40	61	4	59	426	12.5
Totals	129-74	365	918	.398	163	465	.351	154	241	.639	172	252	424	3.3	172	234	11	165	1047	8.1



T20. ASHLEY LANGFORD (2005-09)

1,047 Points

Year	GP-GS	-----Total-----			----3-Point----			---Free-Throw---			-----Rebounds-----					TO	Bk	St	Pts	Avg
		FG	FGA	FG%	FG	FGA	Pct	FT	FTA	Pct	Off	Def	Tot	Avg	Ast					
2005-2006	26-26	69	226	.305	10	46	.217	86	98	.867	20	70	90	3.5	171	81	1	48	233	9.0
2006-2007	33-33	75	219	.342	3	8	.375	91	110	.827	25	90	115	3.5	207	82	2	76	244	7.4
2007-2008	30-30	112	304	.368	18	69	.261	114	134	.851	18	74	92	3.1	160	86	3	51	356	11.9
2008-2009	32-32	58	170	.341	8	23	.348	90	111	.811	16	90	106	3.3	184	81	3	59	214	6.7
Totals	121-121	314	919	.342	39	146	.267	381	453	.841	79	324	403	3.3	722	330	9	234	1047	8.7



22. BRITTANY LINDSEY (2007-11)

1,034 Points

Year	GP-GS	-----Total-----			----3-Point----			---Free-Throw---			-----Rebounds-----					TO	Bk	St	Pts	Avg
		FG	FGA	FG%	FG	FGA	Pct	FT	FTA	Pct	Off	Def	Tot	Avg	Ast					
2007-08	30-28	127	252	.504	1	1	1.000	37	61	.607	84	90	174	5.8	13	38	35	24	292	9.7
2008-09	32-30	161	333	.483	0	1	.000	56	103	.544	67	79	146	4.6	30	55	33	28	378	11.8
2009-10	6-6	28	54	.519	0	0	.000	13	22	.591	11	13	24	4.0	5	7	6	5	69	11.5
2010-11	28-10	119	218	.546	0	0	.000	57	80	.713	40	67	107	3.8	16	38	37	24	295	10.5
Totals	96-74	435	857	.508	1	2	.500	163	266	.613	202	249	451	4.7	64	138	111	81	1034	10.8



23. MONICA DOVE (1984-88)

1,020 Points

Year	GP-GS	-----Total-----			----3-Point----			---Free-Throw---			-----Rebounds-----					TO	Bk	St	Pts	Avg
		FG	FGA	FG%	FG	FGA	Pct	FT	FTA	Pct	Off	Def	Tot	Avg	Ast					
1984-85	26-NA	23	67	.343	0	0	.000	16	35	.457	-	-	38	1.5	9	-	-	-	62	2.4
1985-86	28-NA	101	244	.414	0	0	.000	63	96	.656	-	-	156	5.6	35	-	-	-	265	9.5
1986-87	28-20	128	316	.405	0	0	.000	58	90	.644	-	-	172	6.1	27	87	0	26	314	11.2
1987-88	27-NA	157	387	.406	1	4	.250	64	99	.647	-	-	160	5.9	35	-	1	27	379	14.0
Totals	109-NA	409	1014	.403	1	4	.250	201	320	.628	-	-	526	4.8	106	-	-	-	1020	9.4

POINTS

1. 2259	Grace Daley	1996-2000
2. 2080	Stacey Gaudet	1983-87
3. 1876	Carmen Jones	1987-90
4. 1823	Keisha Johnson	1990-94
5. 1729	Barbara Farris	1994-98
6. 1625	Janell Burse	1997-2001
7. 1363	Daryl Kimche	1980-84
8. 1357	Terry Johnson	1978-81
9. 1331	Christy Thomaskutty	1992-96
10. 1234	Mary Ann Marino*	1992-97

POINTS PER GAME

1. 18.6	Stacey Gaudet (112 games) ..	1983-87
2. 18.5	Grace Daley (122 games) ..	1996-2000
3. 18.1	Terry Johnson (75 games)	1978-81
4. 16.9	Carmen Jones (111 games) ..	1986-90
5. 16.3	Keisha Johnson (112 games) ..	1990-94
6. 16.1	Evenda Barnes (54 games) ..	1987-89
7. 14.7	Barbara Farris (118 games) ..	1994-98
8. 14.0	Janell Burse (116 games)	1997-01
9. 13.7	Mary Lowry (63 games)	1995-97
10. 13.2	Danielle Nunn (59 games)	2009-11

FIELD GOALS MADE

1. 757	Stacey Gaudet	1983-87
2. 747	Grace Daley	1996-2000
3. 729	Keisha Johnson	1990-94
4. 723	Carmen Jones	1986-90
5. 660	Barbara Farris	1994-98
6. 636	Janell Burse	1997-2001
7. 534	Daryl Kimche	1980-84
8. 533	Terry Johnson	1978-81
9. 487	Teana McKiver	2000-03
10. 479	Sherri Fuqua	1978-82

FIELD GOALS ATTEMPTED

1. 1723	Stacey Gaudet	1983-87
2. 1618	Carmen Jones	1986-90
3. 1489	Grace Daley	1996-2000
4. 1198	Keisha Johnson	1990-94
5. 1159	Daryl Kimche	1980-84
6. 1147	Mary Ann Marino*	1992-97
7. 1141	Deborah Rusch	1990-94
8. 1128	Patricia Toujouse	1977-81
9. 1099	Terry Johnson	1978-81
10. 1098	Janell Burse	1997-2001

FIELD GOAL PERCENTAGE (Min. 225 Made)

1. .637	Barbara Farris (660-1036)	1994-98
2. .609	Keisha Johnson (729-1198)	1990-94
3. .588	Teana McKiver (487-828)	2000-03
4. .579	Janell Burse (636-1098)	1997-01
5. .560	Marion Williams (299-534)	1994-98
6. .557	Danielle Nunn (265-476)	2009-11
7. .550	Evenda Barnes (363-660)	1987-89
8. .512	Gwen Slaughter (432-843)	98-99,00-03
9. .508	Brittany Lindsey (435-857)	2007-11
10. .502	Grace Daley (747-1489)	1996-2000

3-POINTERS MADE

1. 295	Christy Thomaskutty	1992-96
2. 193	Nikki Luckhurst	2004-08
3. 187	Grace Daley	1996-2000
4. 174	Britt Themann	1999-2003
5. 163	Tiffany Aidoo	2007-11
6. 157	Jami Montagnino	2003-07
7. 152	Sarah Goree	1998-2002
8. 147	Kelly Nadeau	2000-04
9. 134	Deborah Rusch	1990-94
10. 111	Mary Ann Marino*	1992-97



Grace Daley concluded her Green Wave career as the school's all-time leader in points and free throws, while ranking second in points per game, field goals, 3-pointers and steals, fifth in 3-point field goal percentage, sixth in free throw percentage, seventh in field goal percentage, and 10th in rebounds and assists.

3-POINTERS ATTEMPTED

1. 778	Christy Thomaskutty	1992-96
2. 565	Nikki Luckhurst	2004-08
3. 525	Grace Daley	1996-2000
4. 487	Deborah Rusch	1990-94
5. 485	Jami Montagnino	2003-07
6. 471	Britt Themann	1999-2003
7. 465	Tiffany Aidoo	2007-11
8. 464	Kelly Nadeau	2000-04
9. 424	Sarah Goree	1998-2002
10. 361	Mary Ann Marino*	1992-97

3-POINT FIELD GOAL PCT (Min. 50 Made)

1. .379	Christy Thomaskutty (295-778)	1992-96
2. .369	Britt Themann (174-471)	1999-2003
3. .365	Indira Kaljo (109-299)	2008-10
4. .358	Sarah Goree (152-424)	1998-2002
5. .356	Grace Daley (187-525)	1996-2000
6. .354	Kristen Koch (57-161)	1995-99
7. .351	Tiffany Aidoo (163-465)	2007-11
8. .342	Nikki Luckhurst (193-565)	2004-08
9. .333	Megan Valicevic (53-159)	2005-09
10. .324	Jami Montagnino (157-485)	2003-07

FREE THROWS MADE

1. 578	Grace Daley	1996-2000
2. 566	Stacey Gaudet	1983-87
3. 408	Barbara Farris	1994-98
4. 380	Ashley Langford	2005-09
380	Carmen Jones	1986-90
6. 365	Keisha Johnson	1990-94
7. 352	Janell Burse	1997-2001
8. 295	Daryl Kimche	1980-84
9. 291	Terry Johnson	1978-81
10. 270	Christy Thomaskutty	1992-96

FREE THROWS ATTEMPTED

1. 744	Grace Daley	1996-2000
2. 703	Stacey Gaudet	1983-87
3. 684	Barbara Farris	1994-98
4. 653	Keisha Johnson	1990-94
5. 625	Janell Burse	1997-2001
6. 556	Carmen Jones	1986-90
7. 453	Ashley Langford	2005-09
8. 423	Terry Johnson	1978-81
9. 409	Teana McKiver	2000-03
409	Daryl Kimche	1980-84

FREE THROW PERCENTAGE (Min. 100 made)


1. .861	Jami Montagnino (248-288)	2003-07
2. .850	Susan Owens (130-153)	1979-83
3. .839	Ashley Langford (380-453)	2005-09
4. .814	Mary Ann Marino* (219-269) ..	1992-97
5. .805	Stacey Gaudet (566-703)	1983-87
6. .792	Sarah Goree (217-274)	1998-2002
7. .781	Britt Themann (157-201)	1999-2003
8. .778	Christy Thomaskutty (270-347) ..	1992-96
9. .777	Grace Daley (578-744)	1996-2000
10. .772	Angela Rust (193-250)	1988-92

REBOUNDS

1. 1048	Keisha Johnson	1990-94
2. 962	Gwen Slaughter	98-99,00-03
3. 939	Barbara Farris	1994-98
4. 881	Janell Burse	1997-2001
5. 744	Carmen Jones	1986-90
6. 732	Brett Benzio	2008-P
7. 720	Stacey Gaudet	1983-87
8. 676	Kim Bryant	1992-96
9. 634	Teana McKiver	2000-03
10. 610	Lakethia Hampton	2001-05

OFFENSIVE REBOUNDS

1. 465	Keisha Johnson	1990-94
2. 391	Janell Burse	1997-2001
3. 351	Barbara Farris	1994-98
4. 332	Gwen Slaughter	98-99,00-03
5. 297	Lakethia Hampton	2001-05
6. 263	Grace Daley	1996-2000
7. 254	Alendra Brown	2004-08
8. 236	Teana McKiver	2000-03
9. 229	Brett Benzio	2008-P
10. 218	Kim Bryant	1992-96



Christy Thomaskutty set Tulane career marks for 3-pointers made (295), 3-pointers attempted (778) and 3-point percentage (.379) from 1992-96.



Career Records

TULANE UNIVERSITY

DEFENSIVE REBOUNDS

1.	630	Gwen Slaughter	98-99,00-03
2.	598	Carmen Jones.....	1986-90
3.	588	Barbara Farris	1994-98
4.	583	Keisha Johnson	1990-94
5.	503	Brett Benzio.....	2008-P
6.	490	Janell Burse	1997-2001
7.	458	Kim Bryant	1992-96
8.	398	Teana McKiver	2000-03
9.	379	Fabrecia Roberson	1995-2000
10.	365	Eveenda Barnes	1987-89

REBOUNDS PER GAME (Min. 50 Games)

1.	9.4	Keisha Johnson (112 games).....	1990-94
2.	8.6	Evenda Barnes (54 games) ...	1987-89
3.	8.0	Barbara Farris (118 games) ...	1994-98
4.	8.0	Brett Benzio (92 games).....	2008-P
5.	7.9	Terry Johnson (75 games)	1978-81
6.	7.6	Gwen Slaughter (126 games).....	98-99,00-03
7.	7.6	Janell Burse (116 games)	1997-2001
8.	6.7	Carmen Jones (111 games).....	1986-90
9.	6.6	Teana McKiver (96 games).....	2000-03
10.	6.4	Stacey Gaudet (112 games)	1983-87

ASSISTS

1.	722	Ashley Langford	2005-09
2.	429	Susan Owens.....	1978-83
3.	418	Sarah Goree	1998-2002
4.	388	Roma Coleman	1991-95
	388	Deborah Rusch	1990-94
6.	380	Sherri Fuqua	1978-82
7.	377	Roshaunda Barnes	2007-11
8.	367	Christy Thomaskutty	1992-96
	367	Carmen Jones.....	1986-90
10.	346	Kelly Nadeau.....	2000-04

ASSISTS PER GAME

1.	6.0	Ashley Langford (121 games).....	2005-09
2.	4.1	Carla Weigel (54 games)	1987-89
3.	3.9	Olivia Grayson (67 games)...	2009-P
4.	3.9	Susan Owens (100 games) ...	1979-83
5.	3.7	Sherri Fuqua (104 games).....	1978-82
6.	3.5	Deborah Rusch (112 games).....	1990-94
7.	3.4	Roma Coleman (113 games).....	1991-95
8.	3.4	Mary Lowry (63 games)	1995-97
9.	3.3	Sarah Goree (126 games).....	1998-2002
10.	3.3	Carmen Jones (111 games)	02-05,06-07

BLOCKS

1.	248	Janell Burse	1997-2001
2.	217	Teana McKiver	2000-03
3.	210	Gwen Slaughter	98-99,00-03
4.	156	Brett Benzio.....	2008-P
5.	111	Brittany Lindsey	2007-11
6.	90	Angela Rust	1988-92
7.	85	Dominique Philpots	2004-08
8.	64	Mary Ann Marino*	1992-97
9.	60	Stephanie Simpson.....	1991-95
10.	54	Alendra Brown	2004-08

BLOCKS PER GAME

1.	2.3	Teana McKiver (96 games)	2000-03
2.	2.1	Janell Burse (116 games)	1997-01
3.	1.7	Brett Benzio (92 games).....	2008-P
4.	1.7	Gwen Slaughter (126 games).....	98-99,00-03
5.	1.2	Brittany Lindsey (96 games)	2007-11
6.	0.8	Angela Rust (109 games)	1988-92
7.	0.8	Dominique Philpots (109 games).....	2004-08
8.	0.6	Stephanie Simpson (103 games).....	1991-95
9.	0.5	Mary Ann Marino* (121 games)	1992-97
10.	0.5	Teresa Heike (71 games).....	1979-82



The only player in Tulane history to surpass the 1,000-rebound mark, Keisha Johnson holds Green Wave career records with 1,048 rebounds and 9.4 rebounds per game.

STEALS

1.	315	Carmen Jones.....	1986-90
2.	289	Grace Daley	1996-2000
3.	260	D'Aundra Henry	02-05,06-07
4.	234	Ashley Langford	2005-09
5.	231	Roshaunda Barnes	2007-11
6.	222	Keisha Johnson	1990-94
7.	211	Chassity Brown	2006-10
8.	197	Kelly Nadeau.....	2000-04
9.	187	Mary Ann Marino*	1992-97
10.	172	Christy Thomaskutty	1992-96

STEALS PER GAME

1.	2.8	Carmen Jones (111 games)	1986-00
2.	2.4	Carla Weigel (54 games)	1987-89
3.	2.4	Grace Daley (122 games).....	1996-2000
4.	2.3	D'Aundra Henry (111 games).....	02-05,06-07
5.	2.0	Roshaunda Barnes (15 games).....	2007-11
6.	2.0	Keisha Johnson (112 games).....	1990-94
7.	1.9	Chassity Brown (109 games).....	2006-10
8.	1.9	Ashley Langford (121 games).....	2005-09
9.	1.8	Evenda Barnes (54 games) ...	1987-89
10.	1.8	Mary Lowry (63 games)	1995-97

MINUTES

1.	4162	Ashley Langford	2005-09
2.	3688	Christy Thomaskutty	1992-96
3.	3418	Keisha Johnson	1990-94
4.	3342	Grace Daley	1996-2000
5.	3326	Mary Ann Marino*	1992-97
6.	3293	Barbara Farris	1994-98
7.	3286	Sarah Goree	1998-2002
8.	3150	Jami Montagnino.....	2003-07
9.	3122	Deborah Rusch	1990-94
10.	3077	Tiffany Aidoo	2007-11

MINUTES PER GAME

1.	34.4	Ashley Langford (121 games).....	2005-09
2.	31.3	Christy Thomaskutty (118 games).....	1992-96
3.	31.0	Olivia Grayson (67 games)...	2009-P
4.	30.6	Mary Lowry (63 games)	1995-97
5.	30.5	Keisha Johnson (112 games).....	1990-94
6.	28.8	Danielle Nunn (59 games)	2009-11
7.	27.9	Barbara Farris (118 games)	1994-98
8.	27.9	Deborah Rusch (112 games).....	1990-94
9.	27.6	Jami Montagnino (114 games).....	2003-07
10.	27.5	Mary Ann Marino* (121 games).....	1992-97

GAMES PLAYED

1.	129	Tiffany Aidoo	2007-11
2.	128	Britt Themann.....	1999-2003
3.	126	Gwen Slaughter	98-99,00-03
	126	Sarah Goree	1998-2002
5.	124	Kelly Nadeau.....	2000-04
	124	Tiffany Wilson.....	2000-04
	124	Fabrecia Roberson	1995-2000
8.	123	Kelly Scanlon	96-98,99-01
9.	122	Megan Valicevic	2005-09
	122	Grace Daley	1996-2000

GAMES STARTED

1.	119	Ashley Langford	2005-09
2.	114	Barbara Farris	1994-98
	114	Mary Ann Marino*	1992-97
4.	108	Keisha Johnson	1990-94
5.	101	Carmen Jones.....	1986-90
6.	99	Christy Thomaskutty	1992-96
7.	97	Jami Montagnino.....	2003-07
8.	95	Sarah Goree	1998-2002
9.	94	Gwen Slaughter	98-99,00-03
10.	89	Grace Daley	1996-2000
	89	Angela Rust	1988-92

*received medical redshirt in 1993-94



Carmen Jones stands as Tulane's all-time steals leader with 315 thefts and a 2.8 steals-per-game average during her career from 1986-90.

Individual Single-Season Records



POINTS

1. 692	Grace Daley	1999-2000
2. 690	Carmen Jones	1989-90
3. 622	Keisha Johnson	1993-94
4. 609	Stacey Gaudet	1986-87
5. 605	Janell Burse	1999-2000
6. 603	Janell Burse	2000-01
7. 599	Stacey Gaudet	1985-86
8. 574	Teana McKiver	2001-02
9. 572	Grace Daley	1998-99
10. 564	Evenda Barnes	1988-89

POINTS PER GAME

1. 24.6	Carmen Jones	1989-90
2. 21.8	Stacey Gaudet	1986-87
3. 21.6	Grace Daley	1999-2000
4. 21.4	Stacey Gaudet	1985-86
5. 20.9	Evenda Barnes	1988-89
6. 20.3	Terry Johnson	1979-80
7. 20.1	Grace Daley	1997-98
8. 20.1	Keisha Johnson	1993-94
9. 19.9	Carmen Jones	1988-89
10. 19.1	Grace Daley	1998-99

FIELD GOALS MADE

1. 252	Carmen Jones	1989-90
2. 241	Keisha Johnson	1993-94
3. 238	Evenda Barnes	1988-89
4. 235	Teana McKiver	2001-02
5. 233	Janell Burse	2000-01
233	Janell Burse	1999-2000
7. 232	Stacey Gaudet	1986-87
8. 227	Grace Daley	1999-2000
9. 218	Terry Johnson	1979-80
10. 210	Carmen Jones	1988-89

FIELD GOALS ATTEMPTED

1. 664	Carmen Jones	1989-90
2. 496	Stacey Gaudet	1986-87
3. 465	Grace Daley	1999-2000
4. 455	Stacey Gaudet	1984-85
5. 428	Terry Johnson	1979-80
6. 421	Roshaunda Barnes	2010-11
7. 418	Evenda Barnes	1988-89
8. 415	Daryl Kimche	1982-83
9. 411	Carmen Jones	1988-89
10. 401	Stacey Gaudet	1985-86

FIELD GOAL PERCENTAGE

1. .719	Barbara Farris (151-210)	1997-98
2. .671	Marion Williams (104-155)	1996-97
3. .636	Keisha Johnson (178-280)	1992-93
4. .627	Barbara Farris (178-284)	1995-96
5. .623	Teana McKiver (235-377)	2001-02
6. .623	Barbara Farris (170-273)	1996-97
7. .608	Keisha Johnson (144-237)	1991-92
8. .604	Keisha Johnson (241-399)	1993-94
9. .599	Barbara Farris (161-269)	1994-95
10. .596	Janell Burse (233-391)	2000-01

3-POINTERS MADE

1. 98	Christy Thomaskutty	1993-94
2. 87	Tiffany Aidoo	2010-11
87	Christy Thomaskutty	1994-95
4. 69	Nikki Luckhurst	2005-06
5. 66	Indira Kaljo	2008-09
6. 62	Nikki Luckhurst	2007-08
7. 60	Jami Montagnino	2006-07
60	Christy Thomaskutty	1995-96
9. 58	Tiffany Aidoo	2009-10
10. 56	Grace Daley	1997-98



Janell Burse set Tulane single-season records in rebounds and rebounds per game with 342 and 10.7, respectively, as a senior in 2000-01.

3-POINTERS ATTEMPTED

1. 245	Christy Thomaskutty	1993-94
2. 225	Tiffany Aidoo	2010-11
3. 223	Christy Thomaskutty	1994-95
4. 197	Nikki Luckhurst	2005-06
5. 177	Kelly Nadeau	2003-04
6. 175	Nikki Luckhurst	2007-08
7. 172	Christy Thomaskutty	1995-96
8. 165	Jami Montagnino	2006-07
165	Grace Daley	1999-2000
10. 164	Chassity Brown	2009-10

3-POINT PERCENTAGE

1. .433	Tiffany Aidoo (58-134)	2009-10
2. .420	Indira Kaljo (66-157)	2008-09
3. .414	Sarah Goree (46-111)	1999-2000
4. .400	Christy Thomaskutty (98-245)	1993-94
5. .390	Christy Thomaskutty (87-223)	1994-95
6. .387	Tiffany Aidoo (87-225)	2010-11
7. .377	Britt Themann (43-114)	1999-2000
8. .376	Kelly Nadeau (44-117)	2002-03
9. .376	Muci Harris (47-125)	2002-03
10. .372	Sarah Goree (45-121)	2000-01

FREE THROWS MADE

1. 203	Stacey Gaudet	1985-86
2. 185	Grace Daley	1999-2000
3. 164	Grace Daley	1998-99
4. 145	Stacey Gaudet	1986-87
5. 144	Carmen Jones	1989-90
6. 140	Keisha Johnson	1993-94
7. 139	Janell Burse	1999-2000
8. 136	Janell Burse	2000-01
9. 131	Daryl Kimche	1983-84
10. 127	Danielle Nunn	2009-10

FREE THROWS ATTEMPTED

1. 252	Janell Burse	2000-01
2. 242	Stacey Gaudet	1985-86
3. 239	Grace Daley	1999-2000
4. 228	Janell Burse	1999-2000
5. 225	Keisha Johnson	1993-94
6. 201	Grace Daley	1998-99
201	Carmen Jones	1989-90
201	Stacey Gaudet	1986-87
9. 198	Barbara Farris	1994-95
10. 194	Barbara Farris	1995-96

FREE THROW PERCENTAGE

1. .899	Jami Montagnino (107-119)	2006-07
2. .899	Jami Montagnino (80-89)	2005-06
3. .867	Ashley Langford (85-98)	2005-06
4. .851	Ashley Langford (114-134)	2007-08
5. .850	Mary Ann Marino (51-60)	1996-97
6. .849	Stacey Gaudet (107-126)	1983-84
7. .845	Kristen Koch (60-71)	1998-99
8. .841	Sherri Fuqua (69-82)	1981-82
9. .839	Stacey Gaudet (203-242)	1985-86
10. .828	Stacey Gaudet (111-134)	1984-85

REBOUNDS

1. 342	Janell Burse	2000-01
2. 319	Keisha Johnson	1993-94
3. 315	Janell Burse	1999-2000
4. 296	Brett Benzio	2008-09
5. 293	Gwen Slaughter	2001-02
6. 268	Gwen Slaughter	2002-03
7. 261	Evenda Barnes	1988-89
8. 260	Teana McKiver	2001-02
9. 256	Keisha Johnson	1992-93
10. 253	Gwen Slaughter	2000-01

OFFENSIVE REBOUNDS

1. 152	Janell Burse	2000-01
2. 145	Janell Burse	1999-2000
3. 143	Keisha Johnson	1993-94
4. 116	Teana McKiver	2001-02
5. 113	Keisha Johnson	1992-93
6. 111	Barbara Farris	1995-96
7. 109	Keisha Johnson	1991-92
8. 108	Lakethia Hampton	2003-04
9. 102	Gwen Slaughter	2002-03
102	Evenda Barnes	1988-89



Tiffany Aidoo set a Tulane record by hitting 43.3 percent of her 3-pointers (58-of-134) during the 2009-10 season.



Individual Single-Season Records

TULANE UNIVERSITY

DEFENSIVE REBOUNDS

1. 214	Brett Benzio	2008-09
2. 194	Gwen Slaughter	2001-02
3. 190	Janell Burse	2000-01
4. 176	Keisha Johnson	1993-94
5. 170	Janell Burse	1999-2000
6. 166	Gwen Slaughter	2002-03
166	Gwen Slaughter	2000-01
8. 161	Barbara Farris	1996-97
9. 159	Evenda Barnes	1988-89
10. 158	Barbara Farris	1997-98

REBOUNDS PER GAME

1. 10.7	Janell Burse (32 games)	2000-01
2. 10.3	Keisha Johnson (31 games) ..	1993-94
3. 9.8	Janell Burse (32 games)	1999-2000
4. 9.7	Sara Shlagman (22 games) ...	1985-86
5. 9.7	Evenda Barnes (27 games) ...	1988-89
6. 9.5	Keisha Johnson (27 games) ..	1992-93
7. 9.3	Brett Benzio (32 games)	2008-09
8. 9.2	Gwen Slaughter (29 games) ..	2002-03
9. 9.2	Keisha Johnson (26 games) ..	1991-92
10. 9.2	Terry Johnson (27 games)	1979-80

ASSISTS

1. 207	Ashley Langford	2006-07
2. 184	Ashley Langford	2008-09
3. 171	Ashley Langford	2005-06
4. 168	Olivia Grayson	2010-11
5. 165	Roshaunda Barnes	2010-11
6. 160	Ashley Langford	2007-08
7. 139	Roshaunda Barnes	2009-10
139	Susan Owens.....	1982-83
9. 138	Sarah Goree	2000-01
10. 134	Deborah Rusch	1990-91

ASSISTS PER GAME

1. 6.6	Ashley Langford (26 games) ..	2005-06
2. 6.3	Ashley Langford (33 games) ..	2006-07
3. 5.8	Ashley Langford (32 games) ..	2008-09
4. 5.3	Ashley Langford (30 games) ..	2007-08
5. 5.0	Susan Owns (28 games)	1982-83
6. 5.0	Deborah Rusch (27 games) ...	1990-91
7. 4.9	Olivia Grayson (34 games) ..	2010-11
8. 4.9	Roshaunda Barnes (34 games) ..	2010-11
9. 4.6	Carmen Jones (27 games)	1988-89
8. 4.5	Roma Coleman (28 games) ...	1991-92
4.5	Sherri Fuqua (28 games)	1980-81

BLOCKS

1. 80	Teana McKiver	2002-03
80	Janell Burse	1999-2000
3. 79	Teana McKiver	2001-02
4. 75	Brett Benzio	2010-11
5. 74	Janell Burse	1998-99
6. 66	Janell Burse	2000-01
7. 58	Teana McKiver	2000-01
8. 57	Gwen Slaughter	1998-99
9. 54	Gwen Slaughter	2001-02
10. 51	Gwen Slaughter	2000-01

BLOCKS PER GAME

1. 2.8	Teana McKiver (29 games)	2002-03
2. 2.5	Janell Burse (32 games)	1999-2000
3. 2.5	Janell Burse (30 games)	1998-99
4. 2.3	Brett Benzio (34 games)	2010-11
5. 2.3	Teana McKiver (35 games)	2001-02
6. 2.1	Janell Burse (32 games)	2000-01
7. 1.9	Gwen Slaughter (30 games) ..	1998-99
8. 1.8	Teana McKiver (32 games)	2000-01
9. 1.7	Angela Rust (28 games)	1990-91
10. 1.7	Gwen Slaughter (29 games) ..	2002-03

STEALS

1. 102	Roshaunda Barnes	2010-11
2. 98	Carmen Jones.....	1987-88
3. 91	D'Aundra Henry	2006-07
4. 90	Roshaunda Barnes	2009-10
5. 89	Carmen Jones.....	1989-90
6. 85	Chassity Brown	2009-10
7. 83	Keisha Johnson	1993-94
8. 81	Grace Daley	1997-98
9. 76	Ashley Langford	2006-07
10. 75	Grace Daley	1999-2000
75	Grace Daley	1996-97

STEALS PER GAME

1. 3.5	Carmen Jones (28 games)	1987-88
2. 3.2	Carmen Jones (28 games)	1989-90
3. 3.0	Roshaunda Barnes (34 games) ..	2010-11
4. 2.9	Grace Daley (28 games)	1997-98
5. 2.8	Carla Weigel (26 games)	1988-89
6. 2.8	D'Aundra Henry (26 games) ..	2004-05
7. 2.8	D'Aundra Henry (33 games) ..	2006-07
8. 2.7	Chassity Brown (31 games) ...	2009-10
9. 2.7	Roshaunda Barnes (33 games) ..	2009-10
10. 2.7	Keisha Johnson (31 games) ..	1993-94

MINUTES

1. 1168	Olivia Grayson	2010-11
2. 1119	Roshaunda Barnes	2010-11
3. 1101	Ashley Langford	2006-07
4. 1093	Tiffany Aidoo	2010-11
5. 1087	Stacey Gaudet	1986-87
6. 1069	Carmen Jones.....	1989-90
7. 1057	Ashley Langford	2007-08
8. 1047	Christy Thomaskutty	1995-96
9. 1033	Christy Thomaskutty	1993-94
10. 1022	Grace Daley	1999-2000

MINUTES PER GAME

1. 38.8	Stacey Gaudet (28 games)	1986-87
2. 38.4	Ashley Langford (26 games) ..	2005-06
3. 38.2	Carmen Jones (28 games)	1989-90
4. 35.7	Carmen Jones (27 games)	1988-89
5. 35.2	Ashley Langford (30 games) ..	2007-08
6. 34.8	Christy Thomaskutty (29 games) ..	1994-95
7. 34.7	D'Aundra Henry (26 games) ..	2004-05
8. 34.5	Jami Montagnino (27 games) ..	2005-06
9. 34.4	Olivia Grayson (34 games) ..	2010-11
10. 34.3	Carla Weigel (26 games)	1988-89

GAMES PLAYED

1. 35	Kaisha Lymon	2001-02
35	Teana McKiver	2001-02
35	Kelly Nadeau.....	2001-02
35	Gwen Slaughter	2001-02
35	Britt Themann.....	2001-02
35	Tiffany Wilson.....	2001-02
7. 34	Tiffany Aidoo	2010-11
34	Roshaunda Barnes	2010-11
34	Olivia Grayson	2010-11
34	Sarah Goree	2001-02

GAMES STARTED

1. 35	Teana McKiver	2001-02
35	Gwen Slaughter	2001-02
3. 34	Tiffany Aidoo	2010-11
4. 33	Olivia Grayson	2010-11
33	Roshaunda Barnes	2009-10
33	Ashley Langford	2006-07
33	Jami Montagnino.....	2006-07
8. 32	Alendra Brown	2006-07
32	Janell Burse	2000-01
32	Taryn Turnbull	2000-01
32	Janell Burse	1999-2000
32	Grace Daley	1999-2000
32	Febrecia Roberson	1999-2000
32	Mary Lowry	1996-97
32	Mary Ann Marino.....	1996-97

Teana McKiver, pictured here jumping center against Stanford in the 2003 NCAA Tournament, is one of two Green Wave players to play in 35 games in a single season. She shares the honor with teammate Gwen Slaughter as the pair established the record during the 2001-02 season.



Individual Single-Game Records



POINTS

- 43 Carmen Jones vs Alabama 1/3/90
- 39 Janell Burse vs DePaul 2/3/00
- 39 Keisha Johnson vs Va. Tech 1/15/94
- 38 Grace Daley at SMU 12/5/98
- 38 Patricia Toujouse vs UNO 12/30/80
- 37 Danielle Nunn at Oral Roberts 3/21/11
- 37 Stacey Gaudet vs UCF 1/18/87
- 36 Janell Burse vs Houston 1/14/01
- 36 Grace Daley vs Memphis 2/6/98
- 36 Keisha Johnson vs Miss. St. 1/25/94

FIELD GOALS MADE

- 19 Patricia Toujouse vs UNO 12/30/80
- 17 Janell Burse vs DePaul 2/3/00
- 17 Stacey Gaudet vs Nicholls St. 2/26/86
- 16 Keisha Johnson vs Va. Tech 1/15/94
- 15 Janell Burse vs Houston 1/14/01
- 15 Keisha Johnson vs Miss. St. 1/25/94
- 14 Brittany Lindsey vs S.Miss 2/19/09
- 13 Teana McKiver vs Southern Miss.. 1/5/02
- 13 Janell Burse vs Georgetown 1/14/01
- 13 Janell Burse vs Southern Miss..... 1/3/00
- 13 Janell Burse vs Sienna 11/22/99
- 13 Grace Daley vs Memphis 2/6/98
- 13 Keisha Johnson vs Virginia Tech .. 2/1/92
- 13 Keisha Johnson vs McNeese St. .. 1/30/92

FIELD GOALS ATTEMPTED


- 25 Roshanda Barnes vs S.Miss 1/20/11
- 25 Jami Montagnino at SMU 3/3/06
- 24 Janell Burse vs DePaul 2/3/00
- 24 Grace Daley at Sienna 11/22/99
- 23 Janell Burse vs Houston 1/14/01
- 21 Roshanda Barnes vs UCF 3/12/11
- 21 **Olivia Grayson vs SMU 1/6/11**
- 21 Lakethia Hampton at DePaul 1/25/04
- 21 Kelly Nadeau vs George Mason .. 11/29/03
- 21 Grace Daley vs SMU 12/13/99
- 21 Grace Daley vs Memphis 2/6/98
- 21 Kim Bryant vs Charlotte 2/24/95
- 21 Deborah Rusch vs Miss. St. 1/15/92

3-POINTERS MADE

- 9 Tiffany Aidoo at UAB 1/9/11
- 8 Christy Thomaskutty vs. McNeese .. 12/19/94
- 8 Christy Thomaskutty vs Troy 11/29/94
- 7 Jami Montagnino vs Tulsa 1/12/07
- 7 Jami Montagnino vs Houston 1/5/07
- 7 Britt Themann vs Cincinnati 1/28/01
- 7 Christy Thomaskutty vs Texas Tech.. 3/20/95
- 7 Christy Thomaskutty vs UL-Monroe.. 3/24/94
- 6 Tiffany Aidoo vs Saint Joseph's. 12/29/10
- 6 Indira Kaljo vs East Carolina 2/8/09
- 6 Nikki Luckhurst vs SMU 3/1/08
- 6 Nikki Luckhurst vs Tulsa 2/24/06
- 6 Kelly Nadeau vs Alabama 11/22/00
- 6 C. Thomaskutty vs. Southern Miss.. 3/9/94
- 6 Christy Thomaskutty vs South Fla... 3/8/94
- 6 Christy Thomaskutty vs LSU 2/21/94
- 6 Christy Thomaskutty vs South Fla.. 2/11/94



Ashley Langford holds eight of the Top 10 single-game assist performances in Tulane history, including a school-record 14 on two occasions.



Patricia "O.J." Toujouse hit a school-record 19 field goals against New Orleans on Dec. 30, 1980.

She scored 38 points in that game, a single-game record that stood for nearly a decade.

3-POINTERS ATTEMPTED

- 16 Nikki Luckhurst at SMU 3/3/06
- 16 Christy Thomaskutty at Texas Tech .. 3/20/95
- 15 Christy Thomaskutty vs South Fla... 2/5/94
- 14 Christy Thomaskutty vs LSU 2/21/94
- 13 Tiffany Aidoo vs Southern Miss... 1/20/11
- 13 Tiffany Aidoo at UAB 1/9/11
- 13 Nikki Luckhurst vs Marshall 3/6/08
- 13 Nikki Luckhurst vs Ga. Tech 11/13/07
- 13 Christy Thomaskutty vs S.Carolina ... 12/19/95
- 13 Christy Thomaskutty at South Fla... 2/27/93

FREE THROWS MADE

- 19 Stacey Gaudet vs Virginia Tech .. 2/25/84
- 15 Danielle Nunn at Oral Roberts 3/21/11
- 15 Danielle Nunn at Tulsa 1/22/11
- 15 Grace Daley at SMU 12/5/98
- 15 Grace Daley vs SMU 11/25/97
- 14 Salome Hector vs Southern Miss.. 1/3/00
- 14 Keisha Johnson vs South Fla... 2/22/92
- 13 Danielle Nunn at UTEP 3/3/10
- 13 Lakethia Hampton vs S.F.Austin .. 12/28/04
10. Danielle Nunn vs Tulsa 2/5/10
- 12 Jami Montagnino vs SMU 3/3/06
- 12 Jami Montagnino vs Rhode Island. 11/17/06
- 12 Janell Burse vs Southern Miss.... 2/22/01
- 12 Grace Daley vs Louisville 3/4/00

FREE THROWS ATTEMPTED

- 23 Keisha Johnson vs UNLV 12/11/92
- 19 Danielle Nunn at Tulsa 1/23/11
- 19 Stacey Gaudet vs Va. Tech* 2/25/84
- 19 Grace Daley at SMU 12/5/98
- 18 Keisha Johnson vs Louisville 1/8/94
- 17 Danielle Nunn at Oral Roberts 3/21/11
- 17 Danielle Nunn at UTEP 3/3/10
- 17 Danielle Nunn vs Tulsa 2/5/10
- 17 Lakethia Hampton vs S.F.Austin .. 12/28/04
- 17 Barbara Farris vs G.Washington.. 12/3/94

*unknown amount of shots with 19 makes

REBOUNDS

- 21 Janell Burse vs Memphis 2/19/00
- 21 Keisha Johnson vs Nicholls St. 2/15/91
- 20 **Brett Benizio vs Houston 3/11/11**
- 20 Janell Burse vs Southern Miss..... 1/3/00
- 20 Terry Johnson vs William Carey.. 11/20/79
- 19 Janell Burse vs LSU 12/10/00
- 19 Keisha Johnson vs SMU 1/5/94
- 19 Keisha Johnson vs Harvard 12/6/93
- 19 Beth Lebsack vs Southern Miss.... 2/1/84
- 19 Daryl Kimche vs Nicholls State ... 1/13/84
- 19 Sharon Hill vs Xavier (N.O.) 1/15/80

ASSISTS

- 14 Ashley Langford vs UTEP 1/20/07
- 14 Ashley Langford vs SMU 2/26/06
- 13 Ashley Langford vs SMU 3/3/06
- 13 Ashley Langford vs E.Carolina 2/19/06
- 12 Ashley Langford vs Miami (Ohio) .. 1/2/06
- 12 Stacey Gaudet vs UCF 1/18/87
- 11 Ashley Langford vs Alabama 12/9/06
- 11 Ashley Langford vs UAB 2/10/06
- 11 Ashley Langford vs C.Conn.St. 12/18/05
- 11 Christy Thomaskutty vs Troy 12/7/93
- 11 Roma Coleman vs Princeton 12/29/91

BLOCKS

- 10 Janell Burse vs Memphis 2/16/01
- 9 **Brett Benizio vs East Carolina.. 1/13/11**
- 9 Janell Burse vs South Alabama .. 12/1/97
- 8 Teana McKiver vs Charlotte 2/22/02
- 8 Stephanie Simpson vs Prairie View... 12/10/93
- 7 **Brett Benizio vs SE Louisiana 1/3/11**
- 7 **Brett Benizio vs Houston 1/9/09**
- 7 Teana McKiver vs La. Tech 12/7/02
- 6 **Brett Benizio vs Nicholls State 12/29/10**
- 6 Brittany Lindsey vs Winthrop 11/18/07
- 6 Teana McKiver at Cincinnati 2/2/03
- 6 Teana McKiver vs Boston College.. 12/29/02
- 6 Teana McKiver vs East Carolina .. 2/24/02
- 6 Teana McKiver vs William & Mary .. 12/27/02
- 6 Stephanie Simpson vs UC Irvine .. 12/4/92

STEALS

- 9 Chassity Brown at SMU 1/17/10
- 8 Ashley Langford vs Temple 12/28/08
- 8 Kelly Nadeau vs TCU 2/23/03
- 8 Salome Hector vs Saint Louis 1/28/00
- 8 Mary Ann Marino vs Harvard 12/6/93
- 8 Keisha Johnson vs Louisville 1/20/92
- 7 Roshanda Barnes vs SF Austin... 11/20/10
- 7 Roshanda Barnes vs Prairie View .. 12/4/09
- 7 Courtney Simmons at S.Miss 2/5/05
- 7 D'Aundra Henry at Memphis 1/14/05
- 7 Kelly Nadeau vs UAB 3/1/02
- 7 Lacey Vicknair vs Saint Louis 1/24/99
- 7 Grace Daley vs Charlotte 1/25/98
- 7 Grace Daley vs DePaul 1/17/98



Chassity Brown had a school-record nine steals at SMU on Jan. 17, 2010.



Team Season Records

TULANE UNIVERSITY

POINTS

1.	2579	1999-2000
2.	2480	2010-11
3.	2447	1996-97
4.	2430	2001-02
5.	2347	2006-07
6.	2296	2009-10
7.	2294	2000-01
8.	2255	1993-94
9.	2220	1998-99
10.	2201	1995-96

POINTS PER GAME

1.	80.5 (32 games)	1999-2000
2.	76.5 (32 games)	1996-97
3.	74.6 (28 games)	1985-86
4.	74.4 (28 games)	1980-81
5.	74.0 (30 games)	1998-99
6.	73.5 (28 games)	1997-98
7.	72.9 (34 games)	2010-11
8.	72.7 (31 games)	1993-94
9.	71.7 (32 games)	2000-01
10.	71.1 (33 games)	2006-07

FIELD GOALS MADE

1.	909	2010-11
2.	901	2001-02
3.	897	1999-2000
4.	894	1996-97
5.	884	1980-81
6.	860	2006-07
7.	814	2000-01
8.	812	1993-94
9.	806	1995-96
10.	803	2009-10
	803	1998-99

FIELD GOALS ATTEMPTED

1.	2083	2001-02
2.	2078	2010-11
3.	2026	2006-07
4.	1988	1993-94
5.	1902	2009-10
	1902	1999-2000
7.	1876	1996-97
8.	1829	1983-84
9.	1828	2008-09
10.	1827	1980-81

FIELD GOAL PERCENTAGE

1.	.484 (884-1827)	1980-81
2.	.481 (803-1669)	1998-99
3.	.477 (894-1876)	1996-97
4.	.477 (751-1576)	1997-98
5.	.472 (897-1902)	1999-2000
6.	.471 (737-1565)	1988-89
7.	.454 (814-1794)	2000-01
8.	.451 (806-1786)	1995-96
9.	.449 (778-1734)	1987-88
10.	.443 (729-1645)	2002-03

3-POINTERS MADE

1.	200	2009-10
2.	182	1999-2000
3.	175	1993-94
4.	156	2006-07
5.	154	2010-11
6.	148	2002-03
	148	2001-02
	148	2000-01
9.	137	2005-06
10.	136	2007-08

3-POINTERS ATTEMPTED

1.	593	2009-10
2.	534	1999-2000
3.	505	1993-94
4.	491	2010-11
5.	487	2001-02
6.	462	2006-07
7.	450	2007-08
8.	433	2005-06
9.	417	2008-09
10.	413	2000-01

3-POINT PERCENTAGE

1.	.362 (148-409)	2002-03
2.	.361 (130-360)	1994-95
3.	.358 (148-413)	2000-01
4.	.351 (123-350)	1996-97
5.	.351 (120-342)	1997-98
6.	.347 (175-505)	1993-94
7.	.341 (182-534)	1999-2000
8.	.338 (156-462)	2006-07
9.	.337 (200-593)	2009-10
10.	.325 (120-369)	1998-99

FREE THROWS MADE

1.	600	1999-2000
2.	536	1996-97
3.	535	1985-86
4.	518	2000-01
5.	508	2010-11
6.	494	1998-99
7.	490	2009-10
8.	480	2001-02
9.	472	1995-96
10.	471	2006-07

FREE THROWS ATTEMPTED

1.	854	1999-2000
2.	841	2000-01
3.	768	1996-97
4.	759	2001-02
5.	751	1985-86
6.	741	2010-11
7.	728	1995-96
8.	724	2009-10
9.	701	2008-09
10.	696	1998-99

FREE THROW PERCENTAGE

1.	.742 (391-527)	2005-06
2.	.733 (430-587)	2007-08
3.	.712 (535-751)	1985-86
4.	.710 (494-696)	1998-99
5.	.709 (445-628)	1986-87
6.	.703 (600-854)	1999-2000
7.	.698 (536-768)	1996-97
8.	.693 (471-680)	2006-07
9.	.688 (437-635)	1997-98
10.	.686 (508-741)	2010-11

REBOUNDS

1.	1472	2001-02
2.	1388	2000-01
3.	1321	2010-11
4.	1303	1996-97
5.	1262	1993-94
6.	1253	2006-07
7.	1245	1999-2000
8.	1242	1985-86
9.	1236	1995-96
10.	1196	2008-09

OFFENSIVE REBOUNDS

1.	518	2001-02
2.	498	1993-94
3.	464	2000-01
4.	455	1996-97
5.	451	2010-11
6.	447	2007-08
7.	441	1989-90
8.	435	1999-2000
9.	431	1995-96
10.	419	1992-93

DEFENSIVE REBOUNDS

1.	954	2001-02
2.	924	2000-01
3.	870	2010-11
4.	848	1996-97
5.	837	2006-07
6.	810	1999-2000
7.	806	1998-99
8.	805	1995-96
9.	784	2008-09
10.	781	1994-95

REBOUNDS PER GAME

1.	44.4 (28 games)	1985-86
2.	43.4 (32 games)	2000-01
3.	42.1 (35 games)	2001-02
4.	41.6 (28 games)	1983-84
5.	40.9 (28 games)	1984-85
6.	40.9 (29 games)	1994-95
7.	40.7 (32 games)	1996-97
8.	40.7 (31 games)	1993-94
9.	40.6 (27 games)	2005-06
10.	40.0 (28 games)	1997-98
	40.0 (28 games)	1987-88

ASSISTS

1.	553	2000-01
2.	550	2006-07
3.	537	2010-11
4.	534	1999-2000
5.	530	2001-02
6.	508	2009-10
7.	506	1993-94
8.	502	2008-09
9.	487	1996-97
10.	482	1980-81

ASSISTS PER GAME

1.	17.3 (32 games)	2000-01
2.	17.2 (28 games)	1980-81
3.	17.0 (28 games)	1997-98
4.	16.7 (32 games)	1999-2000
5.	16.7 (33 games)	2006-07
6.	16.3 (31 games)	1993-94
7.	16.3 (29 games)	1994-95
8.	16.0 (29 games)	2002-03
9.	15.8 (34 games)	2010-11
10.	15.7 (32 games)	2008-09

BLOCKS

1.	200	2000-01
2.	197	1998-99
3.	183	2001-02
4.	167	2010-11
5.	155	2002-03
6.	140	1999-2000
7.	111	2008-09
8.	104	2006-07
9.	100	2009-10
10.	89	2004-05
	89	2003-04

BLOCKS PER GAME

1.	6.6 (30 games)	1998-99
2.	6.3 (32 games)	2000-01
3.	5.3 (29 games)	2002-03
4.	5.2 (35 games)	2001-02
5.	4.9 (34 games)	2010-11
6.	4.4 (32 games)	1999-2000
7.	3.5 (32 games)	2008-09
8.	3.2 (28 games)	2004-05
	3.2 (28 games)	2003-04
10.	3.2 (33 games)	2006-07

STEALS

1.	394	2006-07
2.	385	2009-10
3.	346	2001-02
4.	339	2010-11
5.	335	1993-94
6.	329	1996-97
7.	319	2008-09
8.	318	2002-03
9.	300	1999-2000
10.	298	1997-98

STEALS PER GAME

1.	11.9 (33 games)	2006-07
2.	11.7 (33 games)	2009-10
3.	11.0 (29 games)	2002-03
4.	10.8 (31 games)	1993-94
5.	10.7 (27 games)	1988-89
6.	10.6 (28 games)	1997-98
7.	10.3 (32 games)	1996-97
8.	10.1 (28 games)	2004-05
	10.1 (28 games)	2003-04
10.	10.0 (34 games)	2010-11

GAMES WON

1.	27 (27-5)	1999-2000
	27 (27-5)	1996-97
3.	26 (26-7)	2009-10
	26 (26-7)	2006-07
5.	24 (24-11)	2001-02
	24 (24-6)	1998-99
7.	23 (23-11)	2010-11
8.	22 (22-10)	2000-01
9.	21 (21-7)	1997-98
10.	21 (21-10)	1995-96

GAMES LOST

1.	22 (6-22)	1990-91
	22 (6-22)	1989-90
	22 (6-22)	1984-85
4.	20 (8-20)	1983-84
	20 (8-20)	1982-83
6.	19 (9-19)	1991-92
	19 (9-19)	1986-87
8.	18 (10-18)	2003-04
9.	16 (12-16)	1980-81
10.	15 (12-15)	1981-82

WINNING PERCENTAGE

1.	.844 (27-5)	1999-2000
	.844 (27-5)	1996-97
3.	.800 (24-6)	1998-99
4.	.788 (26-7)	2009-10
	.788 (26-7)	2006-07
6.	.750 (21-7)	1997-98
7.	.688 (22-10)	2000-01
8.	.686 (24-11)	2001-02
9.	.677 (21-10)	1995-96
10.	.676 (23-11)	2010-11

Team Single-Game Records



POINTS

1.	117	vs UCF	1/18/87
2.	110	vs Boston	12/21/00
3.	109	at Puerto Rico-Mayaguez	11/23/01
4.	108	at Nicholls State	12/17/08
5.	105	vs Colorado State	12/29/96
6.	104	vs West Virginia	12/28/99
7.	101	vs South Alabama	12/1/97
8.	100	vs New Orleans	11/19/00
	100	vs Dillard	12/2/86
10.	99	vs South Florida	2/14/99
	99	at West Florida	1/25/86
	99	vs New Orleans	2/22/81

FIELD GOALS MADE

1.	45	at Nicholls State	12/17/08
2.	43	vs Colorado State	12/29/96
3.	39	vs South Alabama	12/1/97
4.	38	vs Southeastern Louisiana	12/19/02
5.	37	at Houston	3/5/11
	37	vs Loyola (N.O.)	11/21/06
	37	at Puerto Rico-Mayaguez	11/23/01
	37	vs DePaul	1/17/98
9.	36	vs South Florida	2/14/99
10.	35	vs Louisiana-Monroe	11/13/09
	35	vs Jackson State	3/14/07
	35	at Portland	12/1/02
	35	vs Houston	2/10/00
	35	vs DePaul	2/3/00
	35	at South Florida	1/23/99
	35	vs Furman	12/28/98
	35	vs Robert Morris	12/30/95
	35	vs Hofstra	12/5/93
	35	vs Iona	1/5/93

FIELD GOALS ATTEMPTED

1.	95	at SMU	3/3/06
2.	85	vs South Florida	2/11/94
3.	78	at Houston	3/5/11
4.	77	vs Southern Miss	1/20/11
5.	76	vs Rice	1/27/11
	76	at Southern Miss	2/16/06
	76	at Marquette	1/27/02
8.	75	vs Southern Miss	2/26/05
	75	vs Southern Utah	11/25/94
	75	vs New Orleans	2/16/94
	75	vs Troy	12/7/93

FIELD GOAL PERCENTAGE

1.	.680	vs New Orleans (34-50)	11/19/00
2.	.660	vs Grambling State (33-50)	11/10/00
3.	.654	vs UTEP (34-52)	1/20/07
4.	.644	vs UAB (29-45)	1/10/99
5.	.640	vs Nicholls State (32-50)	12/29/10
6.	.634	at Nicholls State (45-70)	12/17/08
7.	.633	vs Charlotte (31-49)	1/25/98
8.	.627	at UAB (32-51)	2/16/03
9.	.625	at Portland (35-56)	12/1/02
10.	.622	vs Louisville (28-45)	2/28/99

3-POINTERS MADE

1.	14	at Nicholls State	12/17/08
2.	11	at UAB	1/9/11
	11	at SMU	3/3/06
	11	vs Boston	12/21/00
	11	vs Texas Tech	3/20/95
5.	10	vs East Carolina	3/10/11
	10	vs Georgia	3/20/10
	10	vs Memphis	2/18/10
	10	vs UTEP	1/20/07
	10	vs Tulsa	1/12/07
	10	vs Alabama	12/9/06
	10	at Tulsa	2/24/06
	10	vs UAB	1/18/02
	10	vs Buffalo	12/28/01
	10	vs Southern Miss	2/22/01
	10	vs Cincinnati	1/28/01
	10	at Miami (Fla.)	11/28/99



Megan Valicevic and the Green Wave set school records by connecting on 45 field goals and 14 3-pointers at Nicholls State on Dec. 17, 2008

3-POINTERS ATTEMPTED

1.	38	at SMU	3/3/06
2.	35	vs Georgia	3/20/10
3.	32	vs Southern Miss	1/20/11
4.	28	at Southern Miss	2/27/00
5.	27	at Auburn	1/5/03
	27	vs LSU	2/21/94
7.	26	vs Memphis	2/18/10
	26	vs Tulsa	1/8/06
	26	vs Southern Miss	1/29/94
10.	25	at Houston	2/27/10
	25	at East Carolina	2/13/10
	25	vs George Mason	11/29/03
	25	vs UAB	1/18/02
	25	vs Southern Miss	2/22/01
	25	vs Marquette	2/5/00
	25	vs LSU	12/31/99
	25	vs South Florida	2/5/94
	25	at Alabama	1/26/93

3-POINT PERCENTAGE

1.	.750	at UCF (9-12)	1/31/10
	.750	vs Rice (9-12)	2/14/08
3.	.750	vs New Orleans (9-12)	11/19/00
	.750	vs Marquette (9-12)	1/20/99
5.	.714	vs Cincinnati (10-14)	1/28/01
6.	.700	vs UL-Lafayette (7-10)	1/12/94
7.	.667	vs DePaul (8-12)	2/11/96
8.	.636	at Portland (7-11)	12/1/02
9.	.611	vs Boston (11-18)	12/21/00
10.	.609	at Nicholls State (14-23)	12/17/08

FREE THROWS MADE

1.	37	at South Florida	2/22/92
2.	34	at DePaul	1/18/99
3.	33	vs West Virginia	12/28/99
4.	32	at Virginia Tech	1/16/93
	32	at New Orleans	1/14/93
6.	31	vs Boston	12/21/00
	31	vs SMU	11/25/97
8.	30	vs Nebraska	11/25/01
	30	at Puerto Rico-Mayaguez	11/23/01
10.	29	at Tulsa	1/23/11

FREE THROWS ATTEMPTED

1.	47	vs South Florida	2/22/92
2.	46	vs Virginia Tech	2/15/93
3.	44	vs Nebraska	11/25/01
	44	at DePaul	1/18/99
5.	43	vs Boston College	12/21/00
6.	42	at Sienna	11/19/99
	42	vs West Virginia	12/28/99
	42	vs SMU	11/25/97
	42	at Charlotte	1/10/97
10.	41	at Tulsa	1/23/11
	41	vs Howard	11/18/05

FREE THROW PERCENTAGE (Min. 15 Att)

1.	1.000	vs UT-San Antonio (18-18)	12/21/07
2.	.909	at Houston (20-22)	1/6/08
3.	.900	at Texas Tech (18-20)	3/20/00
4.	.897	at UAB (26-29)	2/6/06
	.897	vs Charlotte (26-29)	1/25/98
6.	.889	vs Nicholls State (16-18)	1/2/08
	.889	vs Southern Miss (16-18)	2/9/97
8.	.882	at Rice (15-17)	1/4/08
9.	.875	vs UCF (14-16)	3/12/11
	.875	at UCF (14-16)	2/17/11
	.875	vs Tulsa (21-24)	2/28/08
	.875	vs Miami-Ohio (21-24)	1/2/06
	.875	vs Oregon State (21-24)	11/25/03

REBOUNDS

1.	64	at SMU	3/3/06
2.	60	vs Howard	11/18/05
	60	vs SMU	12/29/92
4.	58	vs Houston	3/11/11
5.	57	vs Southern Miss	2/22/01
6.	56	vs Boston	12/21/00
7.	54	vs Providence	12/27/99
	54	at Houston	2/5/97
	54	vs Nicholls State	12/11/93
10.	53	vs Buffalo	12/28/01
	53	at Saint Louis	1/5/01
	53	vs Memphis	1/8/99
	53	vs SMU	1/5/94

ASSISTS

1.	31	vs Houston	1/14/01
	31	vs South Alabama	12/1/97
3.	30	vs UTEP	1/20/07
4.	27	vs Southeastern Louisiana	12/19/02
	27	vs Boston	12/21/00
	27	at Texas A&M	12/8/99
7.	26	vs Grambling State	11/10/00
	26	at Nicholls State	11/10/00
9.	25	On 16 Occasions	
		last vs Louisiana-Monroe	11/13/09

BLOCKS

1.	14	vs Memphis	2/16/01
	14	vs UNC-Asheville	11/26/99
	14	vs Houston	2/12/99
4.	13	vs William & Mary	12/27/00
5.	12	vs Drake	12/9/02
	12	vs South Alabama	12/1/97
7.	11	vs Southern	3/17/11
	11	vs Nicholls State	12/29/10
	11	vs Southern Miss	1/11/03
	11	vs Charlotte	1/7/01
	11	vs Grambling State	11/10/00
	11	vs Providence	12/27/99

STEALS

1.	22	vs UNC-Greensboro	12/28/02
	22	vs Saint Louis	1/28/00
3.	21	vs Loyola (N.O.)	11/21/06
	21	at Louisiana-Lafayette	12/9/96
5.	20	vs Appalachian State	12/27/97
	20	vs UNC-Greensboro	12/28/96
	20	vs Prairie View A&M	12/10/93
8.	19	vs UTEP	1/30/11
	19	vs Hartford	12/28/00
	19	vs Tulsa	1/24/99